

Tavola 05-15












Legenda

Parametro: Va

Scenario IGCC Anno Storico 2007

Concentrazione media 1H

Limite: $60 \cdot 10^6$ pg/m³

-  Raffineria Api
 -  Aree abitate
 -  Centraline Rete monitoraggio Q. Aria
 -  Picco di massima ricaduta
- Concentrazione Vanadio (pg/m³)**
-  800
 -  1200
 -  1600
 -  2000
 -  2400
 -  2800
 -  3200

