

Tavola 05-16





Legenda

Parametro: Va










Scenario IGCC Anno Storico 2007

Concentrazione media annuale

Limite: $20 \cdot 10^6$ pg/m³

-  Raffineria Api
-  Aree abitate
-  Centraline Rete monitoraggio Q. Aria
-  Picco di massima ricaduta

Concentrazione Vanadio (pg/m³)

-  1
-  2
-  3
-  4
-  5
-  6
-  7
-  8
-  9

