

Tavola 05 -17













Legenda

Parametro: Nichel

Scenario IGCC da autorizzare alla capacità produttiva

Concentrazione media 1H

Limite: $11 \cdot 10^3$ ng/m³ (Acute HRV)
 $6 \cdot 10^3$ ng/m³ (Acute REL)

-  Raffineria Api
 -  Aree abitate
 -  Centraline Rete monitoraggio Q. Aria
 -  Picco di massima ricaduta
- Concentrazione Nichel (ng/m³)**
-  1.5
 -  2.0
 -  2.5
 -  3.0
 -  3.5
 -  4.0
 -  4.5
 -  5.0

