

Tavola 01-11










Legenda

Parametro: Rame

Scenario Raffineria Anno 2004

Concentrazione media 1H

Limite: 10^5 ng/m³ (Acute REL)

-  Raffineria Api
 -  Aree abitate
 -  Centraline Rete monitoraggio Q. Aria
 -  Picco di massima ricaduta
- Concentrazione Rame (ng/m³)**
-  6
 -  12
 -  18
 -  24
 -  30

