

### Tavola 01-15





### Legenda

Parametro: Nichel






Scenario Raffineria Anno 2004

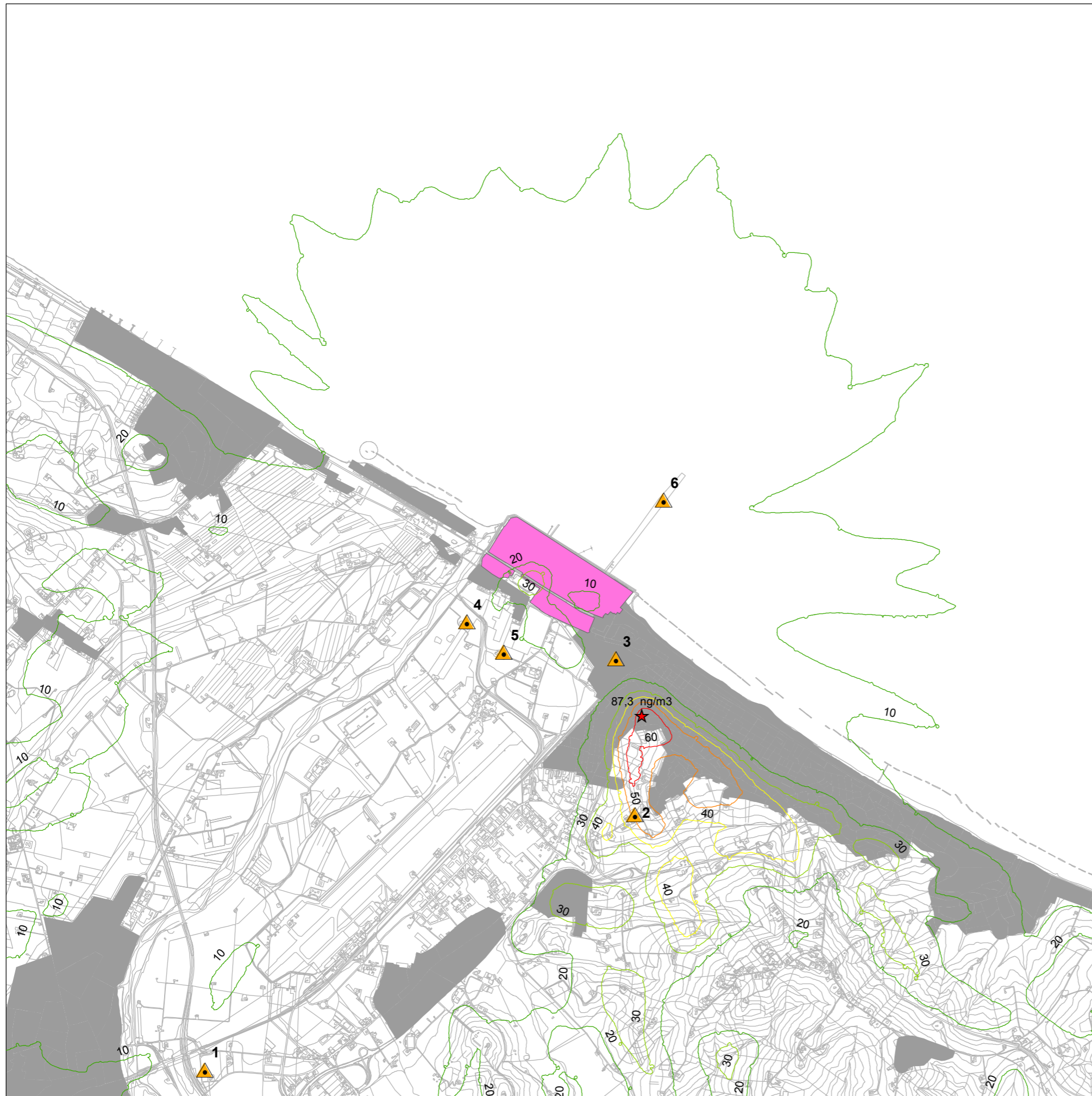
Concentrazione media 1H

Limite:  $6 \cdot 10^3$  ng/m<sup>3</sup> (Acute REL)  
 $11 \cdot 10^3$  ng/m<sup>3</sup> (Acute HRV)

-  Raffineria Api
-  Aree abitate
-  Centraline Rete monitoraggio Q. Aria
-  Picco di massima ricaduta

### Concentrazione Nichel (ng/m<sup>3</sup>)

-  20
-  30
-  40
-  50
-  60



0 1.000 2.000 3.000 Metri