

Tavola 01-17







Legenda

Parametro: VOC

Scenario Raffineria Anno 2004

Concentrazione media 3H

Limite: 200 ug/m3 (DPCM 28/3/83)

-  Raffineria Api
 -  Aree abitate
 -  Centraline Rete monitoraggio Q. Aria
 -  Picco di massima ricaduta
- Concentrazione VOC (ug/m3)**
-  1000
 -  1500
 -  2000
 -  2500
 -  3000
 -  3500

