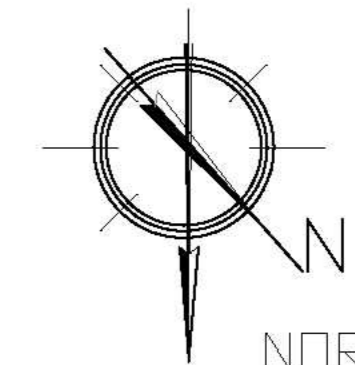
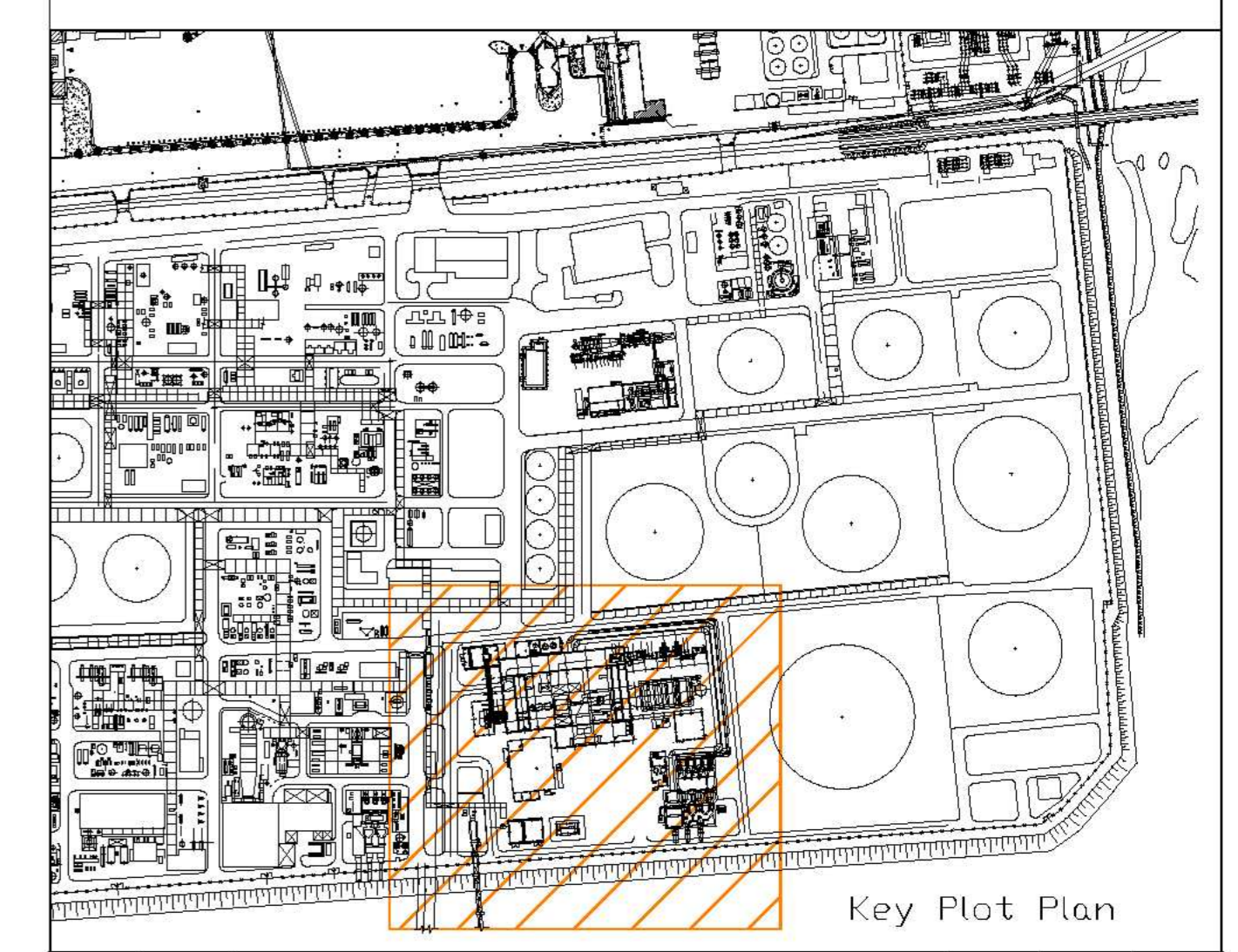
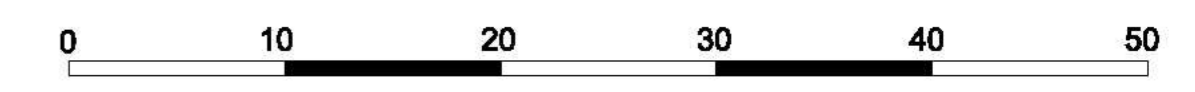


**Legenda**

Rete Antincendio	
	Rete schiuma
	Rete acqua antincendio
	Valvole locali
	Nodo d'intersezione linee
Rete Acqua Servizi	
	Rete acqua
	Valvole locali



NORD di raffineria



Key Plot Plan

1	09/01/09	Seconda emissione	SC	RC	MZ
0	23/01/06	Prima emissione	DS	MZ	MZ
LETTER	DATE	DESCRIPTION	BY	CHK	APP.

<b>api raffineria di Ancona S.p.A.</b> CENTRALE A CICLO COMBINATO DA 580 Mwe		APPROVED FOR CONSTRUCTION DWG. REV. DATE SIGNATURE	
Scheda B19 - Planimetria CCGT 1/2 Planimetria dell'approvvigionamento e distribuzione idrica		ORDER N° SUPPLIER CONTRACT N° 1-BH-0233A FRAME N° THIS DWG. SUPERSEDED BY SCALE THIS DWG. SUPERSEDES DWG. N° REV. 1	
<b>FOSTER WHEELER ITALIANA S.P.A.</b> ENVIRONMENTAL DIVISION <small>THIS DRAWING IS THE PROPERTY OF FOSTER WHEELER ITALIANA AND IS LENT WITHOUT CONSIDERATION OTHER THAN THE BORROWER'S AGREEMENT THAT IT SHALL NOT BE REPRODUCED, COPIED, LENT OR DISPOSED OF DIRECTLY OR INDIRECTLY, NOR USED FOR ANY PURPOSE OTHER THAN THAT FOR WHICH IT IS SPECIFICALLY FURNISHED. THE APPARATUS SHOWN IN THE DRAWING IS COVERED BY PATENTS.</small>		BH0233A-01-01-Rev01	

DETTAGLIO PUNTO DI APPROVVIGIONAMENTO 5  
 VEDI DISEGNO B19 - DETTAGLIO ADDUZIONE ACQUA MARE