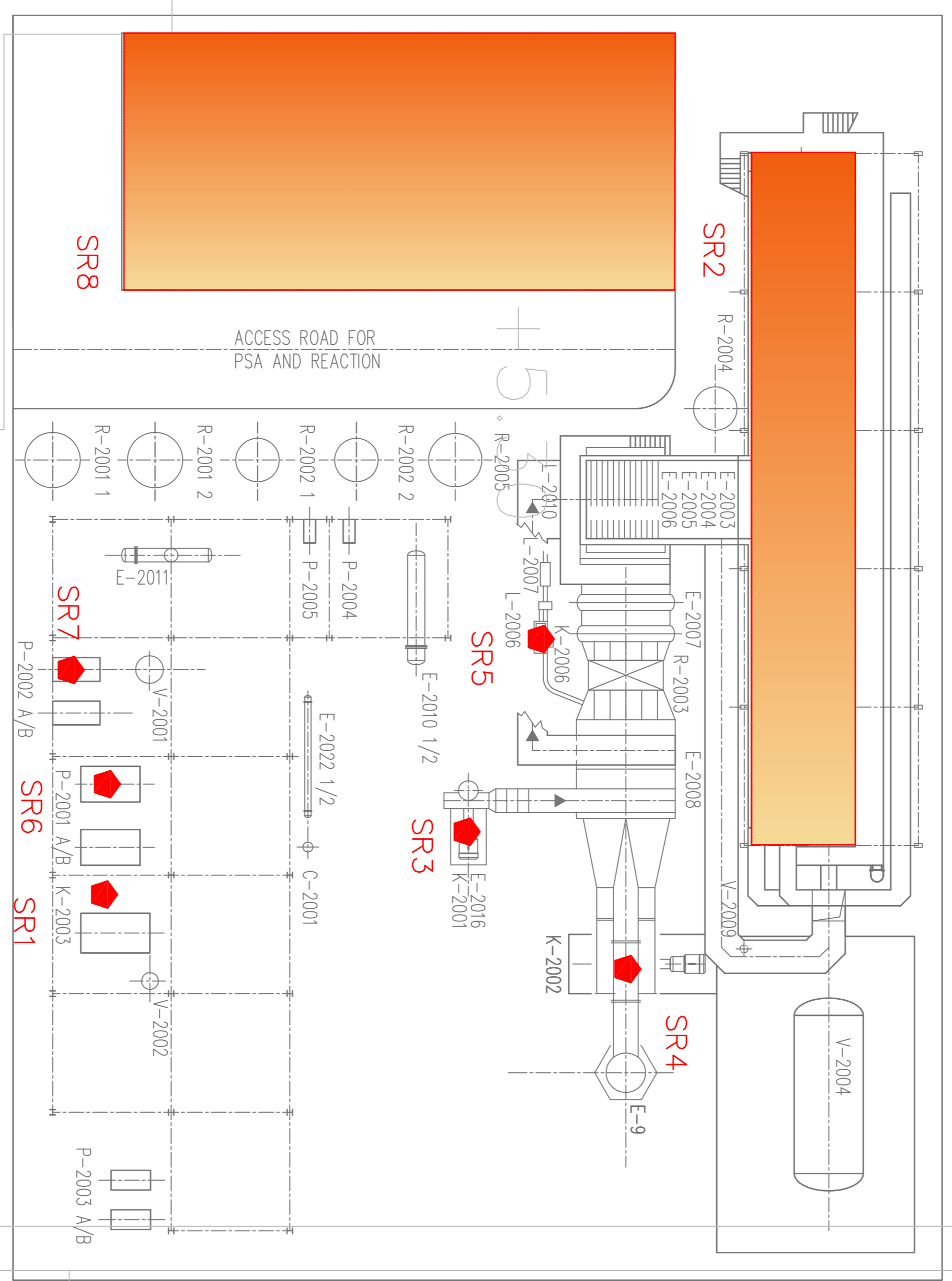


COMPRESSIONE FLUIDI

CABINA
ELETTRICA



E=3+06.50
N=2+73.50

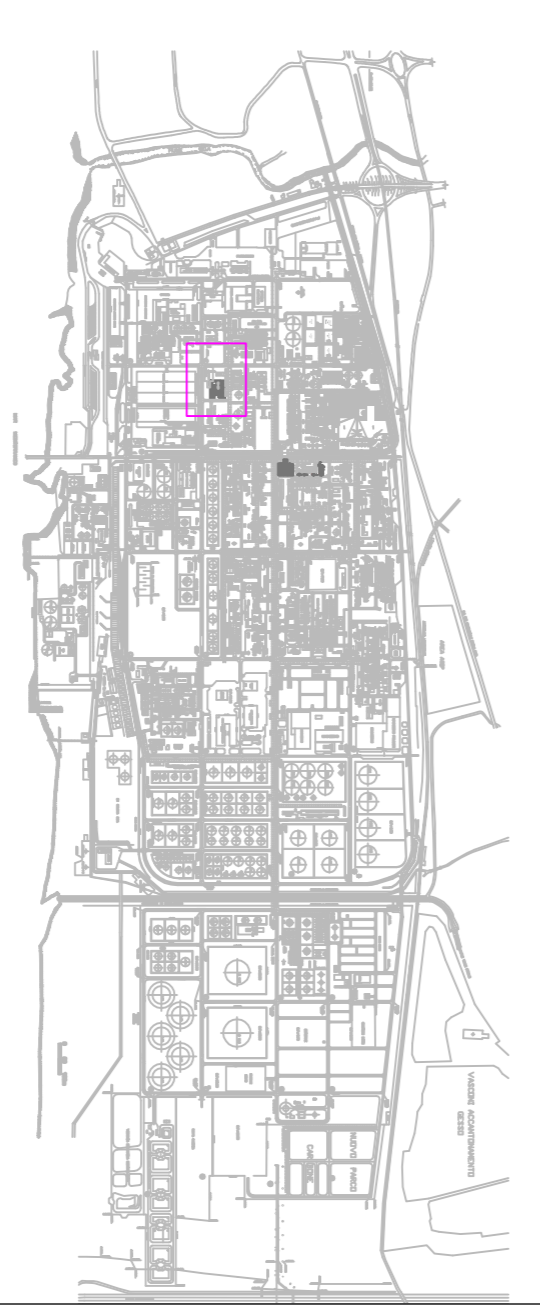


AGIP N.3

2+52.00

Elenco apparecchiature

COD. ITEM	DESCRIZIONE
SR1 E-2014	AIR COOLER
SR2 F-2001	TUBULAR REFORMER
SR3 K-2001	COMBUSTION AIR BLOWER
SR4 K-2002	FUEL GAS FAN
SR5 K-2006	AMMONIA MIXING BLOWER
SR6 P-2001A	BFW PUMP
SR7 P-2002A	CONDENSATE PUMP
SR8 L-2001	PSA UNIT

TEX



Key Plot Plan

LETTER	DATE	DESCRIPTION	BY	CHK	APP
1	Mar '09	Seconda emissione			
0	10/10/08	Prima emissione			

Raffineria di Gela S.p.A.
Stabilimento di Gela (CL)

Interventi di Adeguamento Tecnologico
Planimetria Fonti di Emissioni Sonore
Allegato C12

FW
FOSTER WHEELER ITALIANA S.p.A.
ENVIRONMENTAL DIVISION

THIS DRAWING IS THE PROPERTY OF FOSTER WHEELER ITALIANA AND IS LOANED WITH-
OUT CONSIDERATION OTHER THAN THE BORROWER'S AGREEMENT THAT IT SHALL
NOT BE USED FOR ANY PURPOSE OTHER THAN THAT FOR WHICH IT IS SPECIFICALLY
FURNISHED. THE APPLICANTS SHOWN IN THE DRAWING IS COVERED BY PATENTS.

FRAME N°
CONTRACT N° 1-BH-039A
SHEETS 1

APPROVED FOR CONSTRUCTION
DATE

SCALE

REV. 1