
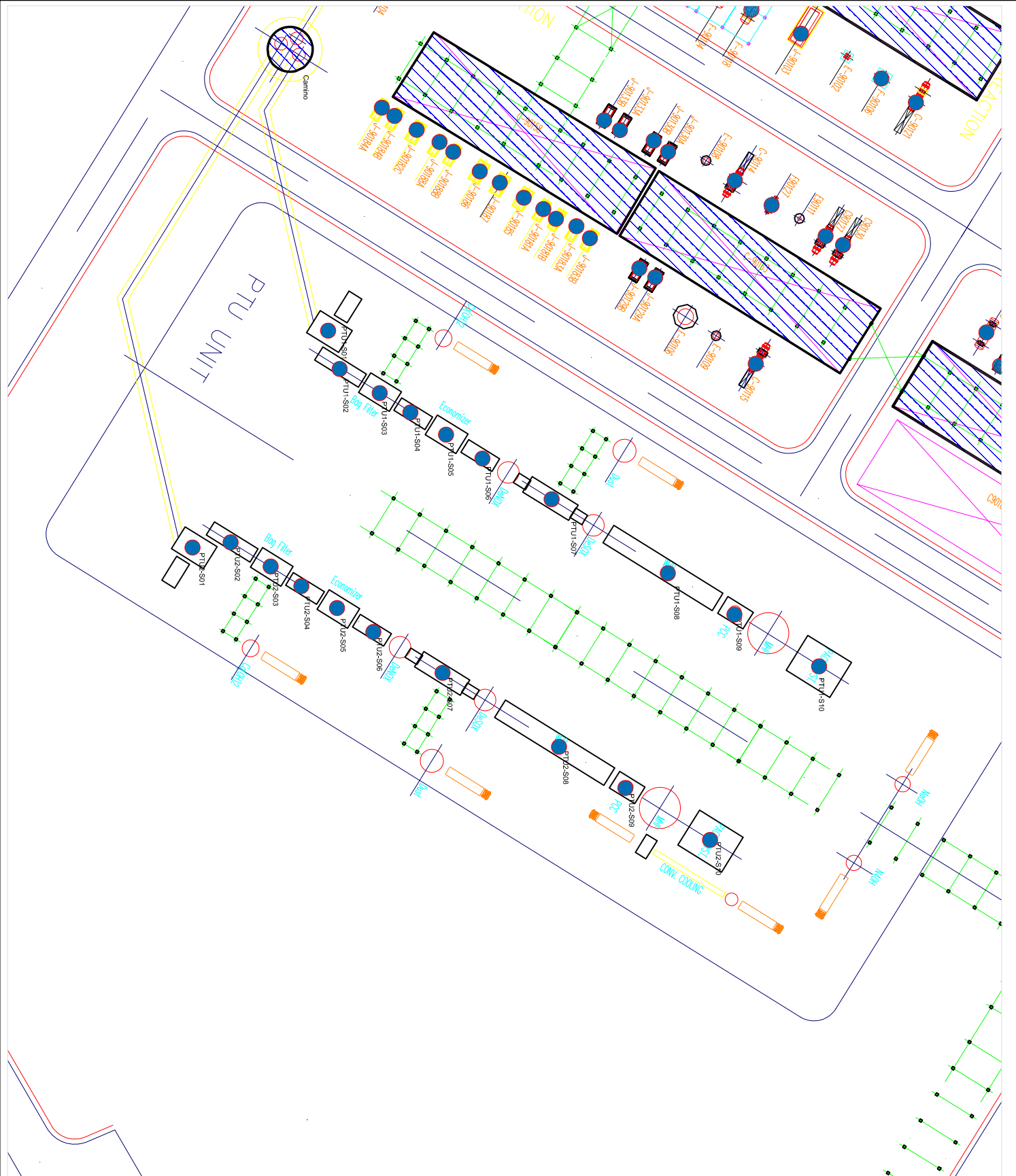
 <b>Eni S.p.A.</b> <b>Divisione Refining &amp; Marketing</b>	<b>CLIENTE</b> <b>Eni S.p.A Divisione Refining &amp; Marketing</b>		 <b>Snamprogetti</b>	
	<b>LOCALITA'</b> <b>Sannazzaro de' Burgondi (PV)</b>		<b>Commissa</b> 317700	<b>UNITA'</b> 00
	<b>PROGETTO</b>  <b>IMPIANTO EST ED UNITA' ASSOCIATE</b>		<b>SPC. No.</b>	<b>00-ZA-E-85503</b>
			<b>AUTORIZZAZIONE</b> <b>INTEGRATA AMBIENTALE</b> All.n.12-Sch.C/IV-Fg. 1 di 1	

## ALLEGATO N.12 - SCHEDA C QUATER

### PLANIMETRIA MODIFICATA DELLO STABILIMENTO CON INDIVIDUAZIONE DEI PUNTI DI ORIGINE E DELLE ZONE DI INFLUENZA DELLE SORGENTI SONORE



Legenda simboli	
	Sorgenti Areali
	Sorgenti 3D
	Sorgenti Puntiformi

Scala 1:1.000

Item	Unit	Description
F-90123	90	Atmospheric Column OVHD Receive
A-90130	90	AGO Pumparound Pump
A-90130	90	AGO Pumparound Pump
A-90129	90	Sweet VGO Product Pump
A-90129	90	Sweet VGO Product Pump
A-90133	90	AGO Product Pump
A-90133	90	AGO Product Pump
A-90115	90	Sweet VGO / AGO Reboiler
A-90114	90	Atmospheric Column PumparoundK
C-90103	90	Upgrader Recycle Gas Compressor
F-90121	90	VGO Product / Upgrader Treat Ga
F-90106	90	Upgrader Hot High Pressure Sepa
C-90130	90	LPG Product Cooler
C-90127	90	Lean MDEA Cooler
F-90127	90	LPG Absorber Settler
A-90181	90	Tempered Water Pump
A-90183	90	Asphaltenes Transfer Pump
A-90184	90	Asphaltenes Transfer Pump
A-90184	90	HC Blowdown Pump
A-90184	90	HC Blowdown Pump
A-90182	90	Temp Water pump for Asphaltin
A-90186	90	Heavy Closed Drain Pump
A-90187	90	Light Closed Drain Pump
A-90188	90	HC Blowdown Pump
A-90188	90	HC Blowdown Pump
A-90185	90	Amine Sump Pump
PTU1	PTU	S01
PTU1	PTU	S02
PTU1	PTU	S03
PTU1	PTU	S04
PTU1	PTU	S05
PTU1	PTU	S06
PTU1	PTU	S07
PTU1	PTU	S08
PTU1	PTU	S09
PTU1	PTU	S10
PTU2	PTU	S02
PTU2	PTU	S03
PTU2	PTU	S04
PTU2	PTU	S05
PTU2	PTU	S06
PTU2	PTU	S07
PTU2	PTU	S08
PTU2	PTU	S09
PTU2	PTU	S10

### Tavola n. 1

Titolo: Pianimetria delle sorgenti di rumore



**ENI Spa**  
Divisione Refining & Marketing

PROGETTO:IMPIANTO EST ED UNITA ASSOCIATE  
SANNAZZARO DE' BURGONDI (PV)



Snamprogetti



Legenda simboli	
	Sorgenti Areali
	Sorgenti 3D
	Sorgenti Puntiformi

Scala 1:1.000

Item	Unit	Description
C-90102	90	HHPS Vapor / Recycle Gas
L-90116	90	Combined Feed Pump
L-90116	90	Combined Feed Pump
L-90118	90	Combined Feed Pump
L-90119	90	Recycle Gas Oil Pump
L-90119	90	Recycle Gas Oil Pump
C-90111	90	UHHP's Vapor / Recycle Gas Oil
C-90111	90	UHHP's Vapor / Recycle Gas Oil
C-90118	90	ASG Product / CHPS Liquid
C-90112	90	UHHP's Vapor / CHPS Liquid
F-90119	90	Upgrader Feed Surge Drum
F-90117	90	Recycle Gas Oil Surge Drum
F-90104	90	Upgrader Cold High Pressure Sep
F-90107	90	Combined Feed Surge Drum
L-90136	90	Wash Oil Pump
L-90138	90	Slurry Reactor Recycle Pump
L-90138	90	VGO Upgrader Feed Pump
L-90105	90	VGO Upgrader Recycle Gas Compressor
C-90110	90	Upgrader Treat Gas/VGO Upgrader Effluent
C-90110	90	Upgrader Feed / Upgrader Effluent
F-90123	90	VGO Upgrader Feed Surge Drum
F-90132	90	VGO Upgrader Cold High Pressure
F-90116	90	Upgrader Recycle Gas Compressor
C-90134	90	Naphtha Product Cooler
L-90141	90	VGO Stripper DVHD Receiver
L-90141	90	VGO Stripper Bottom Pump
L-90140	90	VGO Stripper Bottom Pump
L-90140	90	VGO Stripper Water Pump
L-90139	90	VGO Stripper Water Pump
L-90139	90	VGO Stripper Recycle Pump
F-90165	90	Amine Sump
F-90165	90	Heavy Closed Drain Drum
F-90162	90	Light Closed Drain Drum
C-90105	90	Atmospheric Column DVHD
C-90105	90	Atmospheric Column DVHD
C-90135	90	Strip Cooler
C-90122	90	High Pressure Steam Generator
F-90101	90	Hot High Pressure Separator

Tavola n. 2

Titolo: Pianimetria delle sorgenti di rumore



ENI Spa  
Divisione Refining & Marketing

PROGETTO:IMPIANTO EST ED UNITA ASSOCIATE  
SANNAZZARO DE' BURGONDI (PV)

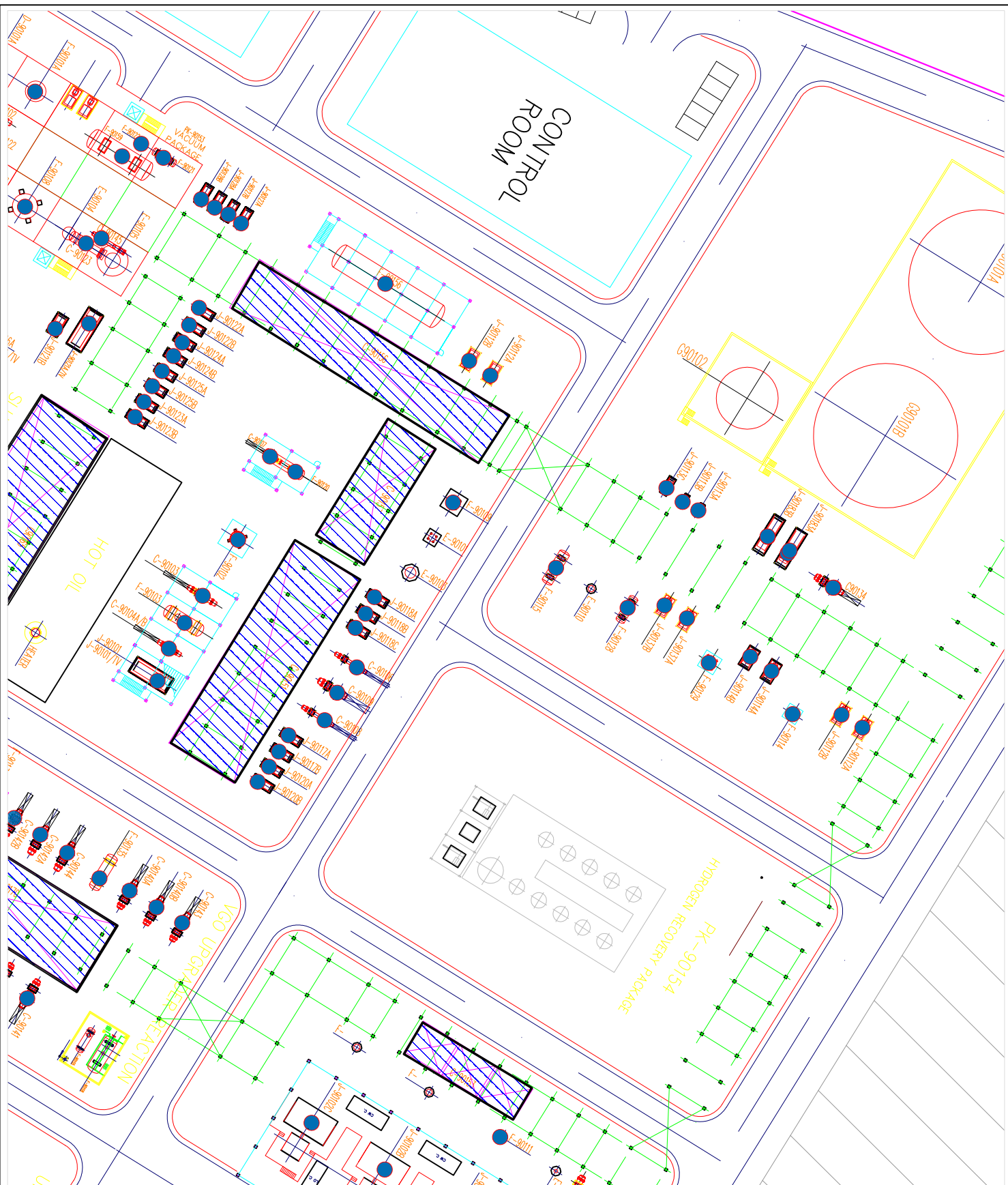


Snamprogetti

REACTOR ERECTION

FRACTIONATION

SUPPLY REACTION



Legenda simboli	
	Sorgenti Areali
	Sorgenti 3D
	Sorgenti Puntiformi

Scala 1:1.000

Item	Unit	Description
J90101	90	Vacuum Separator
J90102	90	Strip Water Pump
J90103	90	Strip Water Pump
J90104	90	H2O0 Pump
J90105	90	H2O0 Pump
J90106	90	V600 Pump
J90107	90	V600 Pump
J90108	90	V600 Pump
J90109	90	V600 Pump
J90110	90	V600 Pump
J90111	90	V600 Pump
J90112	90	V600 Pump
J90113	90	V600 Pump
J90114	90	V600 Pump
J90115	90	V600 Pump
J90116	90	V600 Pump
J90117	90	V600 Pump
J90118	90	V600 Pump
J90119	90	V600 Pump
J90120	90	V600 Pump
J90121	90	V600 Pump
J90122	90	V600 Pump
J90123	90	V600 Pump
J90124	90	V600 Pump
J90125	90	V600 Pump
J90126	90	V600 Pump
J90127	90	V600 Pump
J90128	90	V600 Pump
J90129	90	V600 Pump
J90130	90	V600 Pump
J90131	90	V600 Pump
J90132	90	V600 Pump
J90133	90	V600 Pump
J90134	90	V600 Pump
J90135	90	V600 Pump
J90136	90	V600 Pump
J90137	90	V600 Pump
J90138	90	V600 Pump
J90139	90	V600 Pump
J90140	90	V600 Pump
J90141	90	V600 Pump
J90142	90	V600 Pump
J90143	90	V600 Pump
J90144	90	V600 Pump
J90145	90	V600 Pump
J90146	90	V600 Pump
J90147	90	V600 Pump
J90148	90	V600 Pump
J90149	90	V600 Pump
J90150	90	V600 Pump
J90151	90	V600 Pump
J90152	90	V600 Pump
J90153	90	V600 Pump
J90154	90	V600 Pump
J90155	90	V600 Pump
J90156	90	V600 Pump
J90157	90	V600 Pump
J90158	90	V600 Pump
J90159	90	V600 Pump
J90160	90	V600 Pump
J90161	90	V600 Pump
J90162	90	V600 Pump
J90163	90	V600 Pump
J90164	90	V600 Pump
J90165	90	V600 Pump
J90166	90	V600 Pump
J90167	90	V600 Pump
J90168	90	V600 Pump
J90169	90	V600 Pump
J90170	90	V600 Pump
J90171	90	V600 Pump
J90172	90	V600 Pump
J90173	90	V600 Pump
J90174	90	V600 Pump
J90175	90	V600 Pump
J90176	90	V600 Pump
J90177	90	V600 Pump
J90178	90	V600 Pump
J90179	90	V600 Pump
J90180	90	V600 Pump
J90181	90	V600 Pump
J90182	90	V600 Pump
J90183	90	V600 Pump
J90184	90	V600 Pump
J90185	90	V600 Pump
J90186	90	V600 Pump
J90187	90	V600 Pump
J90188	90	V600 Pump
J90189	90	V600 Pump
J90190	90	V600 Pump
J90191	90	V600 Pump
J90192	90	V600 Pump
J90193	90	V600 Pump
J90194	90	V600 Pump
J90195	90	V600 Pump
J90196	90	V600 Pump
J90197	90	V600 Pump
J90198	90	V600 Pump
J90199	90	V600 Pump
J90200	90	V600 Pump

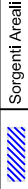
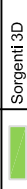
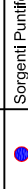
Tavola n. 3

Titolo: Pianimetria delle sorgenti di rumore

ENI SPA  
Divisione Refining & Marketing

PROGETTO:IMPIANTO EST ED UNITA ASSOCIATE  
SANNAZZARO DE' BURGONDI (PV)

Snamprogetti

Legenda simboli	
	Sorgenti Areali
	Sorgenti 3D
	Sorgenti Puntiformi


Scala 1:1000

Item	Unit	Description
J-90131 B	90	Unstabilized Naphtha Pump
J-90131 C	90	Unstabilized Naphtha Pump
J-90131 A	90	Unstabilized Naphtha Pump
F-90123	90	Atmospheric Column OVHD Receive
J-90132 B	90	Kero Product Pump
J-90132 A	90	Kero Product Pump
C-90133	90	Kero Product Cooler
C-90120	90	Sweet VGO / Stabilizer Column R
F-90124	90	Naphtha Stabilizer OVHD Receive
J-90135 B	90	Naphtha Stabilizer Reflux Pum
J-90135 A	90	Naphtha Stabilizer Reflux Pum
F-90125	90	Recontacting Gas Comp
C-90124	90	Recontacting Naphtha Cooler
J-90102 C	90	Make Up Hydrogen Compressor
J-90104 B	90	Make Up Hydrogen Compressor
J-90104 C	90	Make Up Hydrogen Compressor
J-90104 A	90	Make Up Hydrogen Compressor
J-8801 A	88	PUMP
J-8801 B	88	PUMP
J-8801 C	88	PUMP

Item	Unit	Description
C-90162	90	Kero Product Aircooler
C-90159	90	Recontacting Gas Compressor
C-90164	90	VGO Product Aircooler
C-90160	90	Naphtha Stabilizer OVHD Aircool


Tavola n. 4

Titolo: Planimetria delle sorgenti di rumore

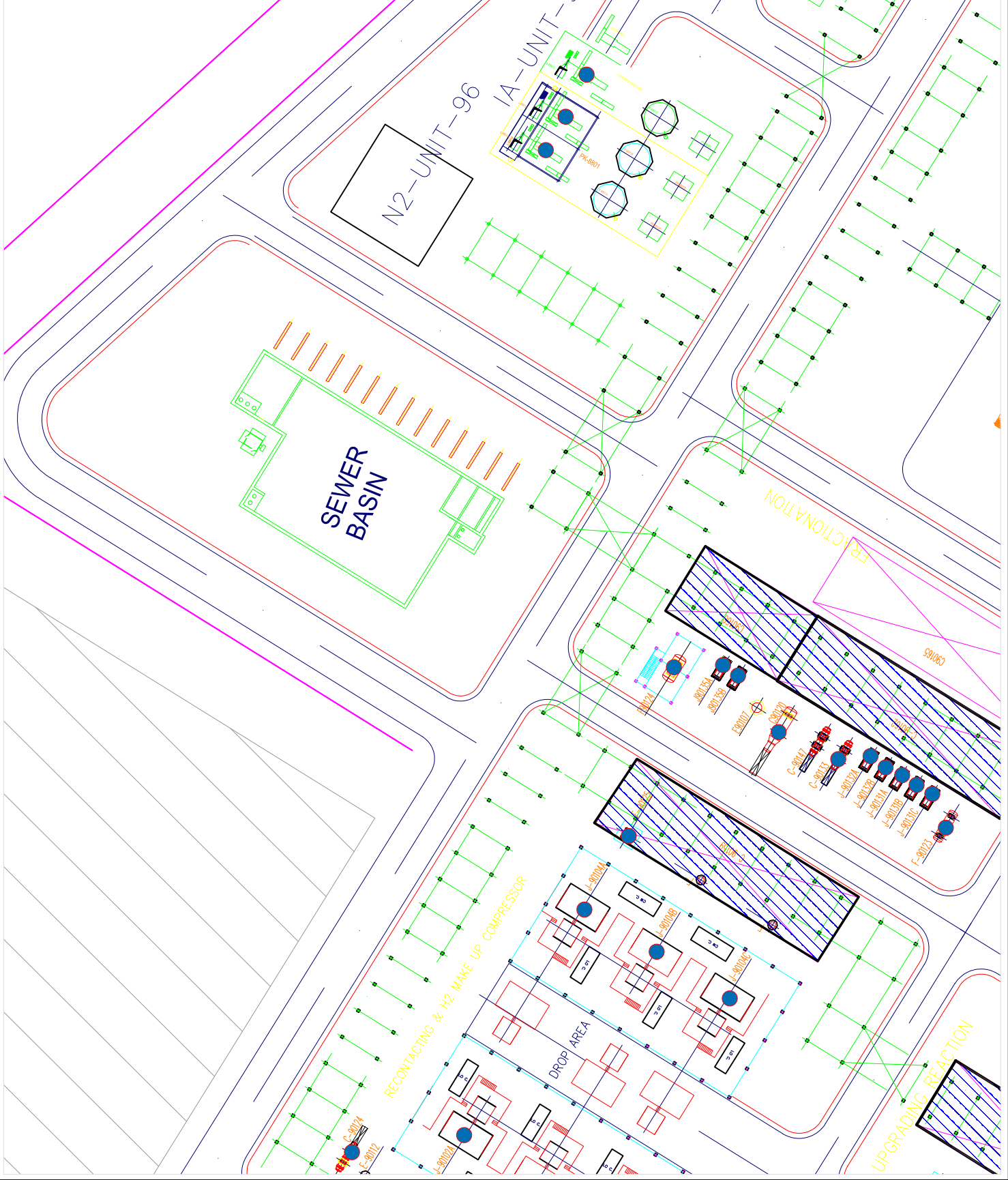


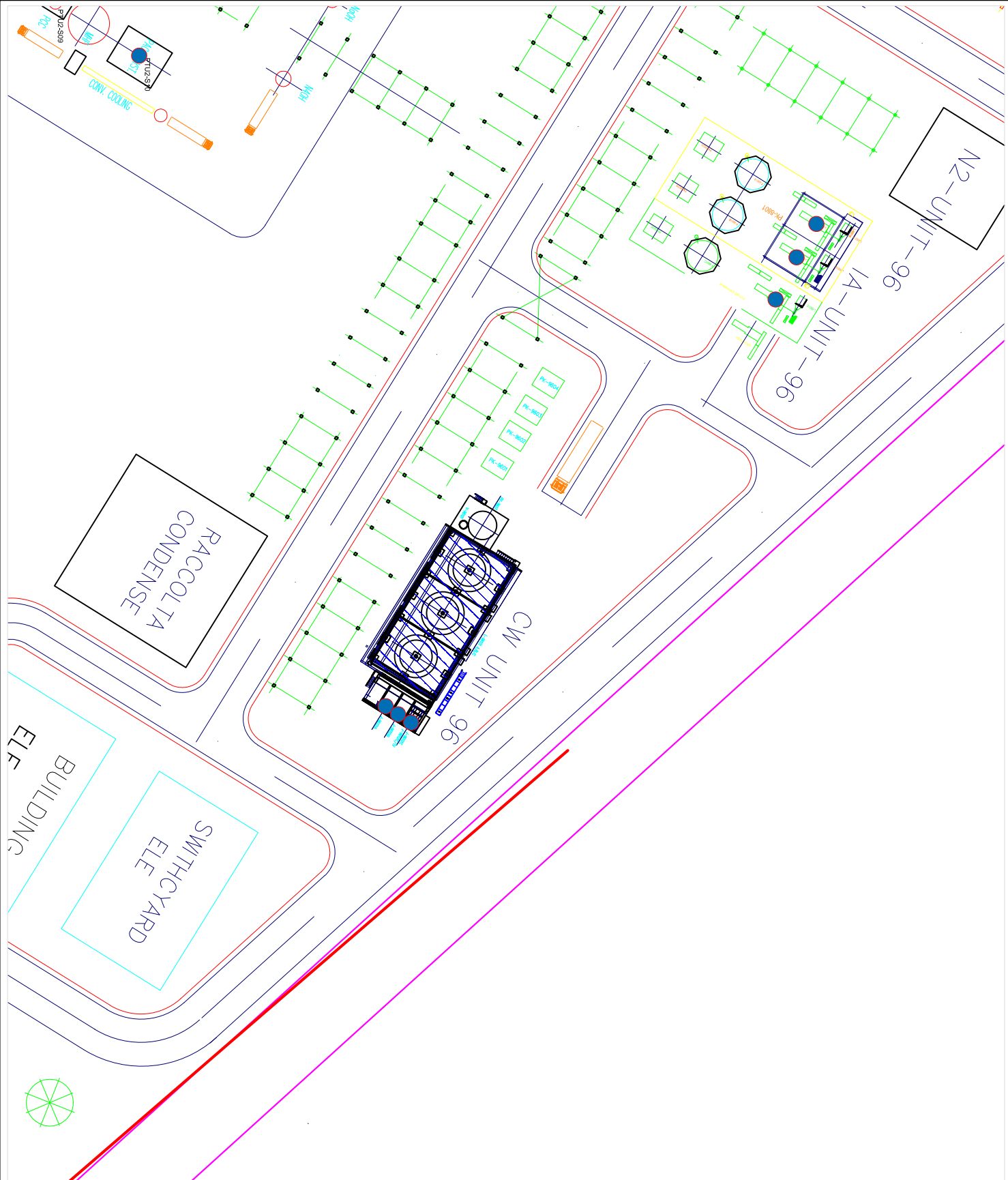
ENI Spa  
Divisione Refining & Marketing

PROGETTO: IMPIANTO EST ED UNITA' ASSOCIATE  
SANNAZZARO DE' BURGONDI (PV)



Snamprogetti





Legenda simboli	
	Sorgenti Areali
	Sorgenti 3D
	Sorgenti Puntiformi

Scala 1:1.000

Elenco Sorgenti Puntiformi		
Item	Unit	Description
J4901 A	96	COOLING WATER CIRCULATION PUMP
J4901 B	96	COOLING WATER CIRCULATION PUMP
J4901 C	96	COOLING WATER CIRCULATION PUMP
PTU2510	STU	STU
J48901 A	88	PUMP
J48901 B	88	PUMP
J48901 C	88	PUMP

Elenco Sorgenti Areali		
Item	Unit	Description
L4901 A/B/C	96	Cooling Water Unit 96

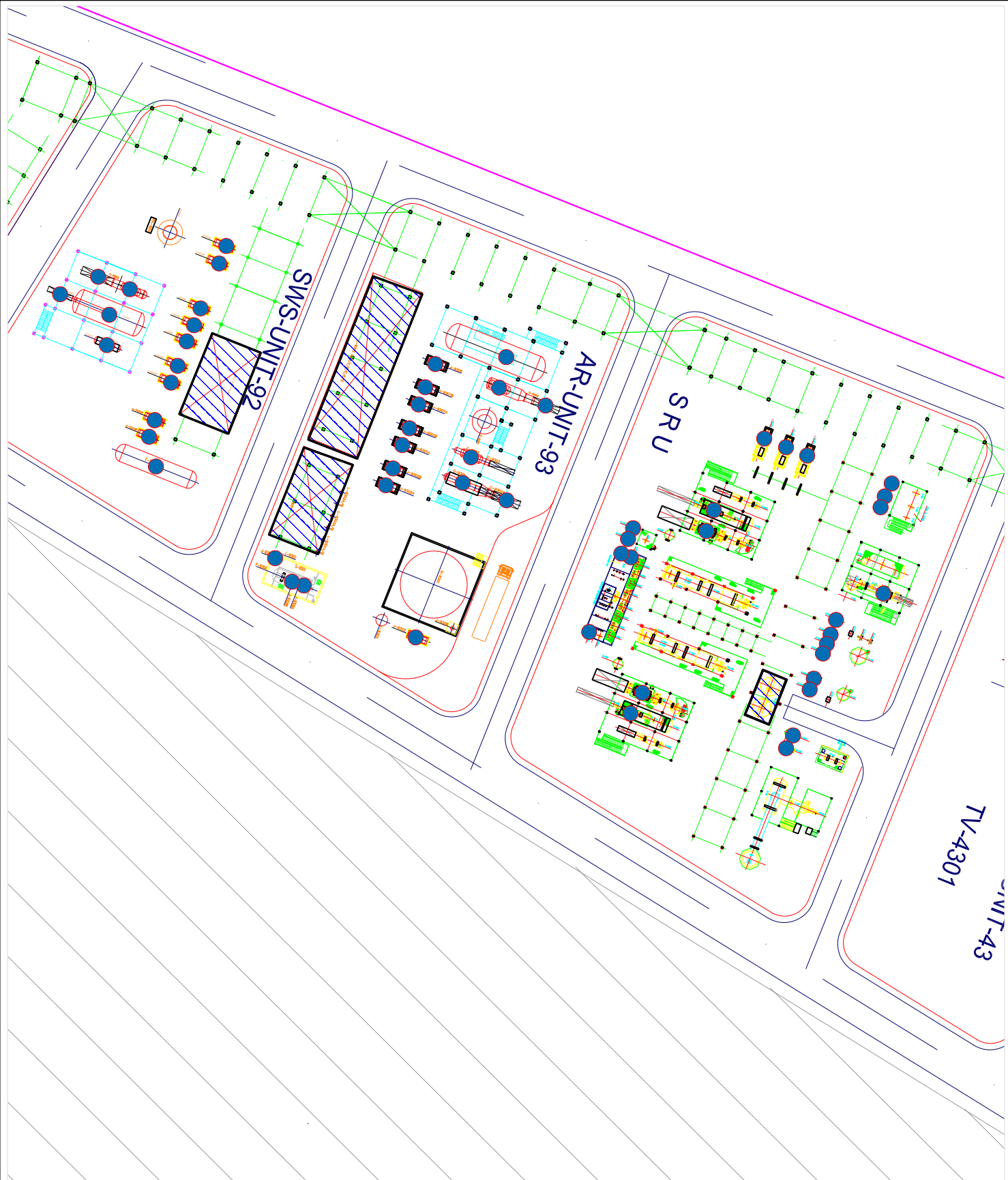
## Tavola n. 5

Titolo: Pianimetria delle sorgenti di rumore

**ENI Spa**  
Divisione Refining & Marketing

PROGETTO:IMPIANTO EST ED UNITA ASSOCIATE  
SANNAZZARO DE' BURGONDI (PV)

**Snamprogetti**



Legenda simboli	
	Sorgenti Areali
	Sorgenti 3D
	Sorgenti Puntiformi

Scala 1:1.000

Item	Unit	Elenco Sorgenti Puntiformi
C-3002 B	93	Amine Regenerator Reboiler
C-3002	92	Sour Water Stripper Reboiler
C-3001	92	Sour Water Stripper Water Exch
C-3002 A	93	Amine Regenerator Reboiler
C-3002 B	93	Amine Regenerator Overhead Pu
J-3000 A	93	Amine Regenerator Bottom Pump
J-3001 B	93	Amine Regenerator Bottom Pump
J-3000	93	Amine Sump Pump
J-3005	93	Lean Amine Pump
J-3004	92	Sour Water Stripper Pump
J-3003 B	92	Stripper Water Pump
J-3003 A	92	Stripper Water Pump
F-3002	93	Steam Condensate Drum
F-3003	93	Amine Regenerator Overhead Drum
F-3001	93	Amine Regenerator Bottom Drum
F-3001	92	Sour Water Stripper Sump Drum
F-3004	93	Amine Sump Drum
F-3002	92	Sour Water Feed Pump
J-3001 A	92	Sour Water Feed Pump
J-3001 B	92	Sour Water Feed Pump
J-3002	92	Strip Oil Pump
J-3003	92	Strip Oil Pump
J-3007 A	93	Amine Regenerator Feed Pump
J-3007 B	93	Amine Regenerator Feed Pump
J-3006	93	Strip Oil Pump
J-7242 A	72	Process Acid Flow K.O. Drum P
J-7242 B	72	Process Acid Flow K.O. Drum P
J-3008	93	Reboiler Pump
J-3009	93	Reboiler Pump
SRU-K01 A	SRU	COMBUSTION AIR BLOWERS
SRU-K01 B	SRU	COMBUSTION AIR BLOWERS
SRU-K01 C	SRU	COMBUSTION AIR BLOWERS
SRU-P01 A	SRU	ACID CONDENSATE PUMPS
SRU-P01 B	SRU	ACID CONDENSATE PUMPS
SRU-P01 C	SRU	ACID CONDENSATE PUMPS
SRU-P02 A	SRU	WATER CIRCULATION PUMPS
SRU-P02 B	SRU	WATER CIRCULATION PUMPS
SRU-P02 C	SRU	WATER CIRCULATION PUMPS
SRU-P03 A	SRU	WATER CIRCULATION PUMPS
SRU-P03 B	SRU	WATER CIRCULATION PUMPS
SRU-P03 C	SRU	WATER CIRCULATION PUMPS
SRU-P04 A	SRU	BOILER FEED WATER PUMPS
SRU-P04 B	SRU	BOILER FEED WATER PUMPS
SRU-P04 C	SRU	BOILER FEED WATER PUMPS
SRU-E01 A	SRU	UNDERGASSED SULPHUR PUMPS
SRU-E01 B	SRU	UNDERGASSED SULPHUR PUMPS
SRU-E01 C	SRU	UNDERGASSED SULPHUR PUMPS
SRU-E02 A	SRU	SULPHUR DELIVERY PUMPS
SRU-E02 B	SRU	SULPHUR DELIVERY PUMPS
SRU-E02 C	SRU	SULPHUR DELIVERY PUMPS
SRU-E03 A	SRU	BOILER FEED WATER PUMPS
SRU-E03 B	SRU	BOILER FEED WATER PUMPS
SRU-E03 C	SRU	BOILER FEED WATER PUMPS
SRU-E04	SRU	BOILER FEED WATER PUMPS
SRU-E05	SRU	BOILER FEED WATER PUMPS
SRU-E06	SRU	BOILER FEED WATER PUMPS
SRU-E07	SRU	BOILER FEED WATER PUMPS

## Tavola n. 6

Titolo: Pianimetria delle sorgenti di rumore

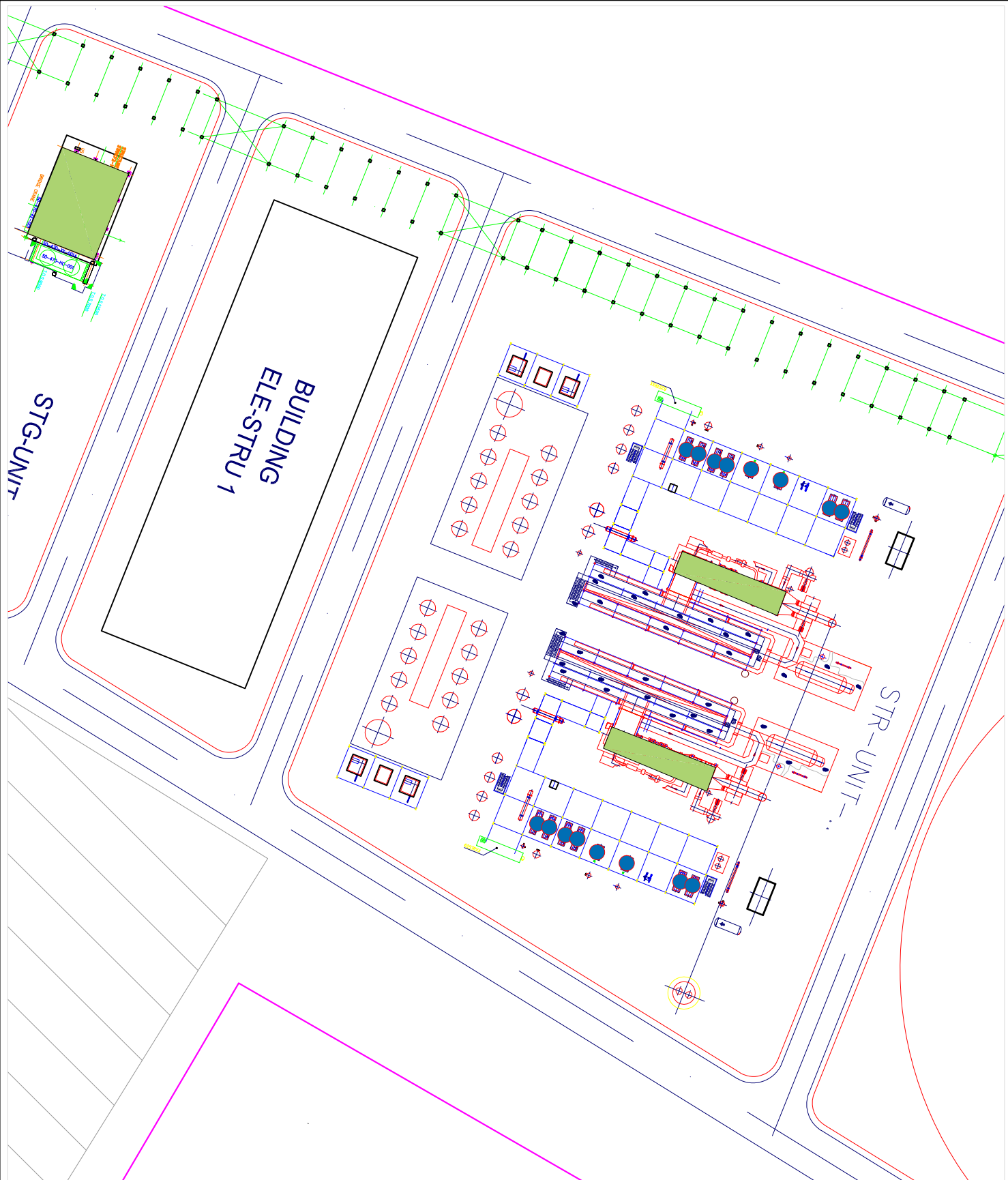


ENI Spa  
Divisione Refining & Marketing

PROGETTO:IMPIANTO EST ED UNITA ASSOCIATE  
SAMNAZZARO DE BURGONDI (PV)



Snamprogetti



Legenda simboli	
	Sorgenti Areall
	Sorgenti 3D
	Sorgenti Puntiformi

Scala 1:1.000

Item	Unit	Description
STR - S01	STR	S01
STR - S02	STR	S02
STR - S03	STR	S03
STR - S04	STR	S04
STR - S05	STR	S05
STR - S06	STR	S06
STR - S07	STR	S07
STR - S08	STR	S08
STR - S09	STR	S09
STR - S10	STR	S10
STR - S11	STR	S11
STR - S12	STR	S12
STR - S13	STR	S13
STR - S14	STR	S14
STR - S15	STR	S15
STR - S16	STR	S16

Item	Unit	Description
TU4301	V4	Steam Turbine Generator
S-TR-S11	TR	Vent
S-TR-S12	TR	Vent

## Tavola n. 7

Titolo: Pianimetria delle sorgenti di rumore



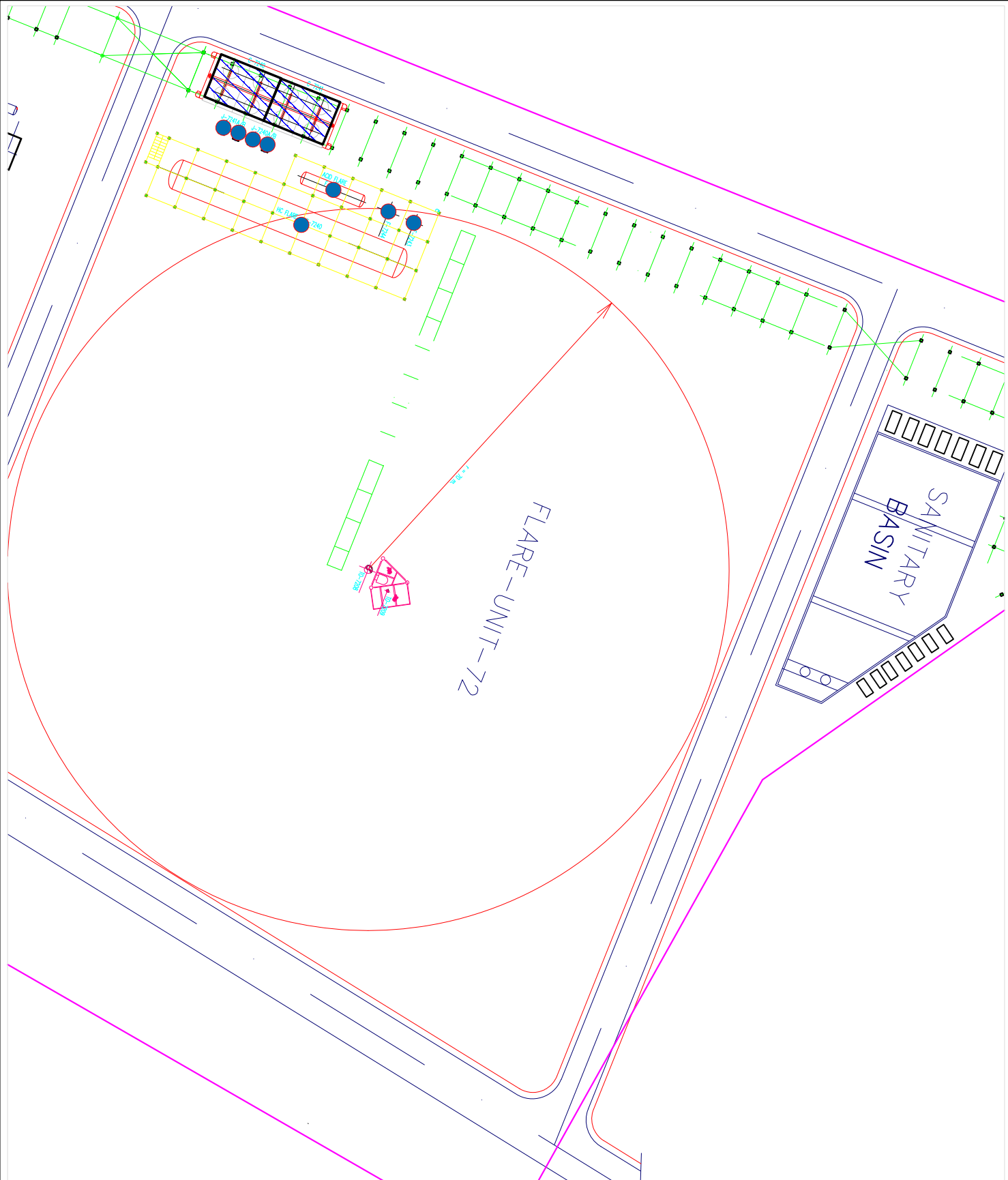
**ENI Spa**  
Divisione Refining & Marketing

PROGETTO:IMPIANTO EST ED UNITA ASSOCIATE  
SANNAZZARO DE' BURGONDI (PV)



Snamprogetti





Legenda simboli	
	Sorgenti Areali
	Sorgenti 3D
	Sorgenti Puntiformi

Scala 1:1.000

Item	Unit	Descrizione
J-7241 A	72	Acid Flare K.O. Drum Pump
J-7241 B	72	Acid Flare K.O. Drum Pump
J-7240 B	72	HC Flare K.O. Drum Pump
J-7240 A	72	HC Flare K.O. Drum Pump
F-7240	72	HC Flare K.O. Drum
F-7243	72	HC Flare Hydraulic Seal
F-7241	72	Acid Flare K.O. Drum
F-7244	72	Fuel Gas K.O. Drum

Item	Unit	Descrizione
C-7240	72	Heavy Slip Air Cooler
C-7241	72	Water Slip Air Cooler

## Tavola n. 8

Titolo: Pianimetria delle sorgenti di rumore

ENI Spa  
Divisione Refining & Marketing

PROGETTO:IMPIANTO EST ED UNITA ASSOCIATE  
SANNAZZARO DE' BURGONDI (PV)

Snamprogetti