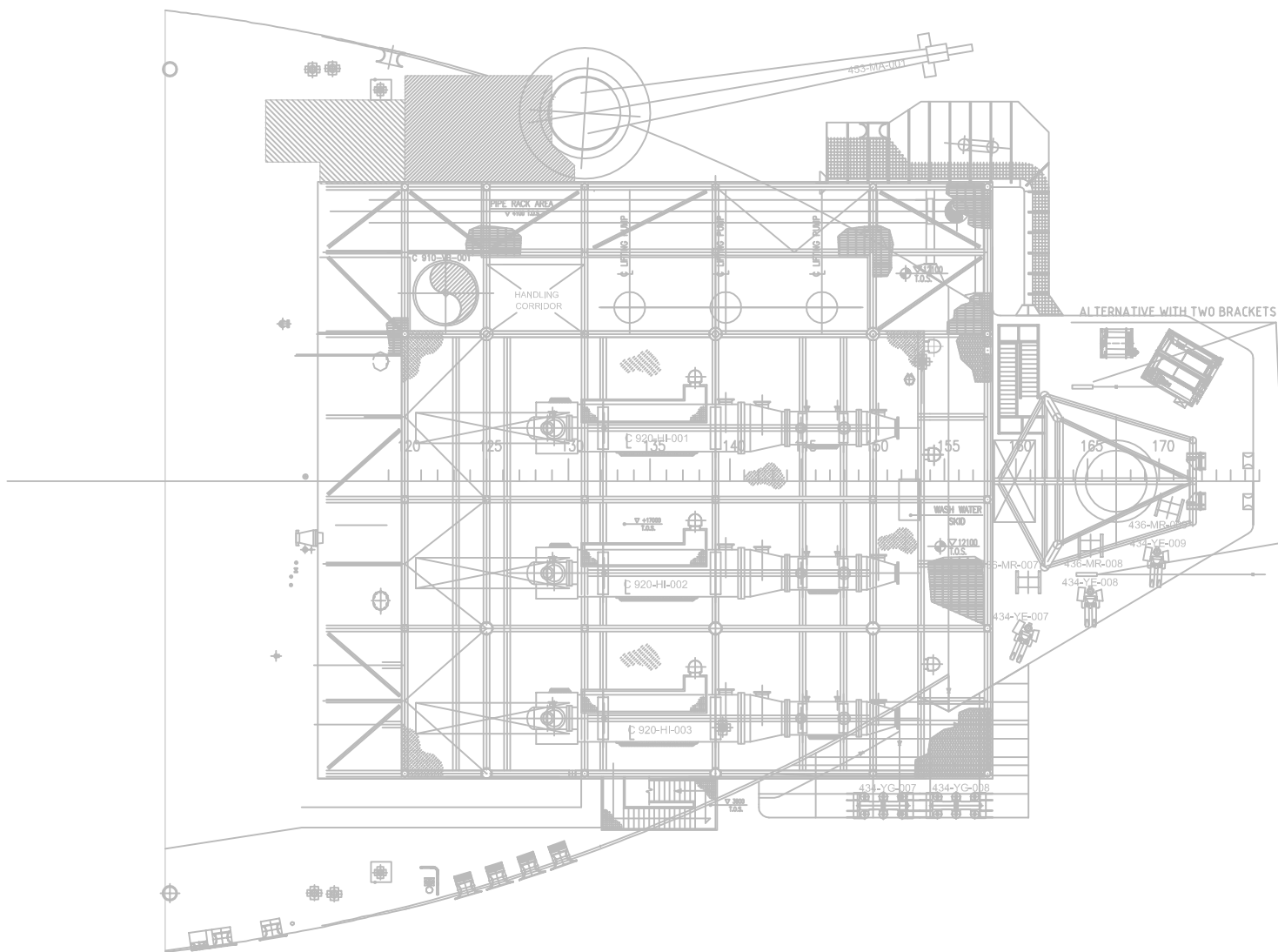
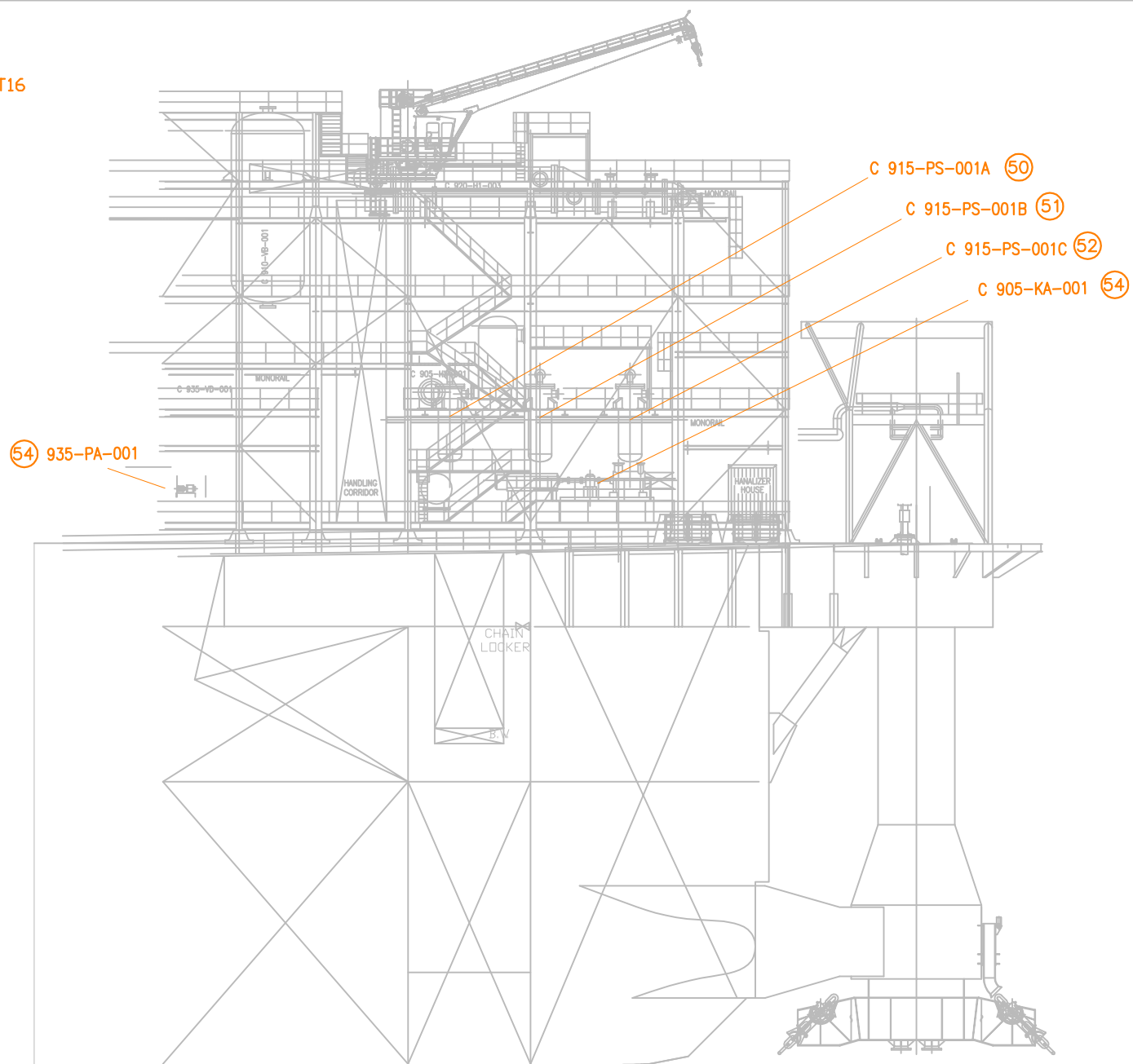


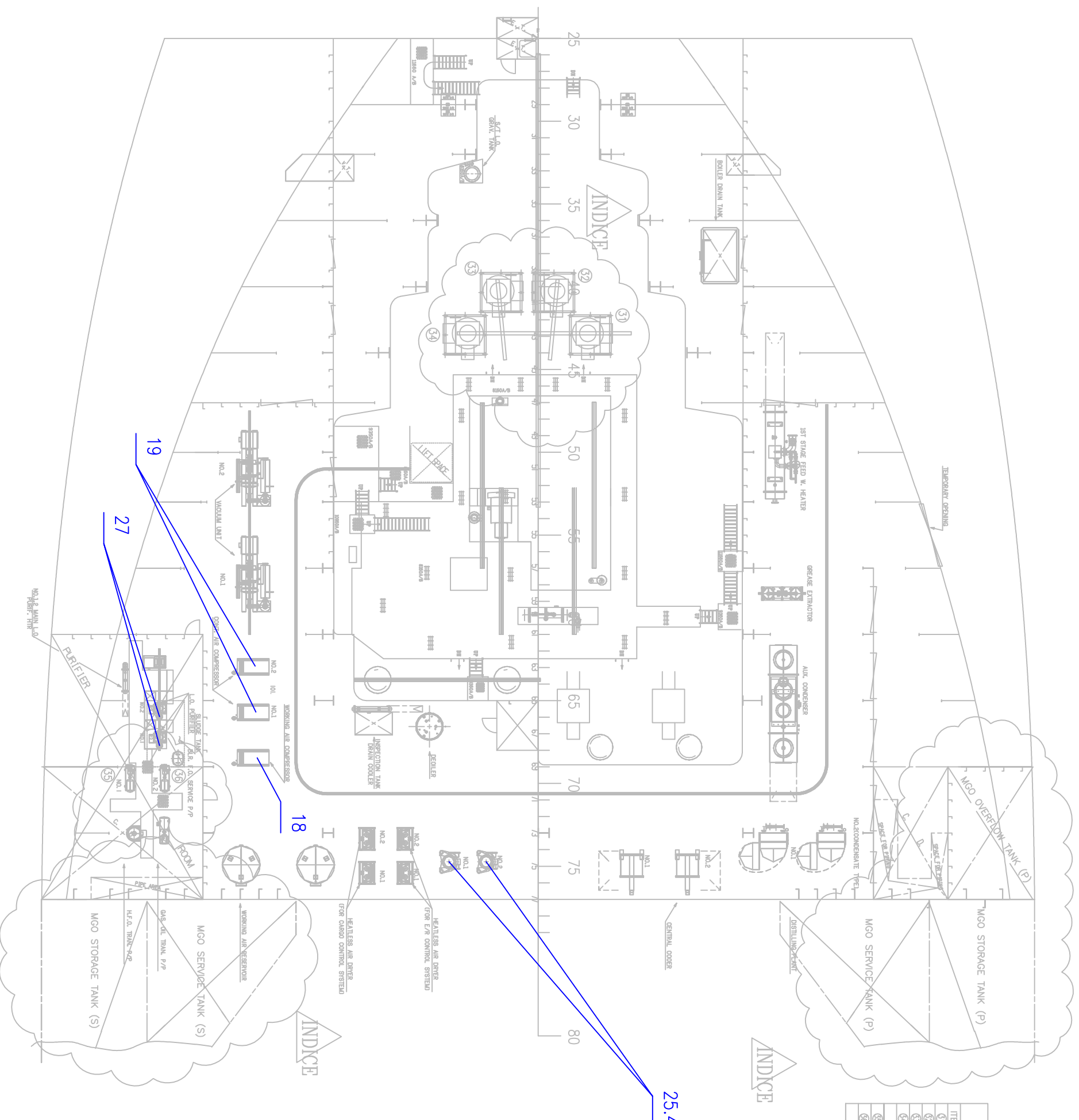
MODULE T16



Posizioni sorgenti
Module T16
Tav. IA-008

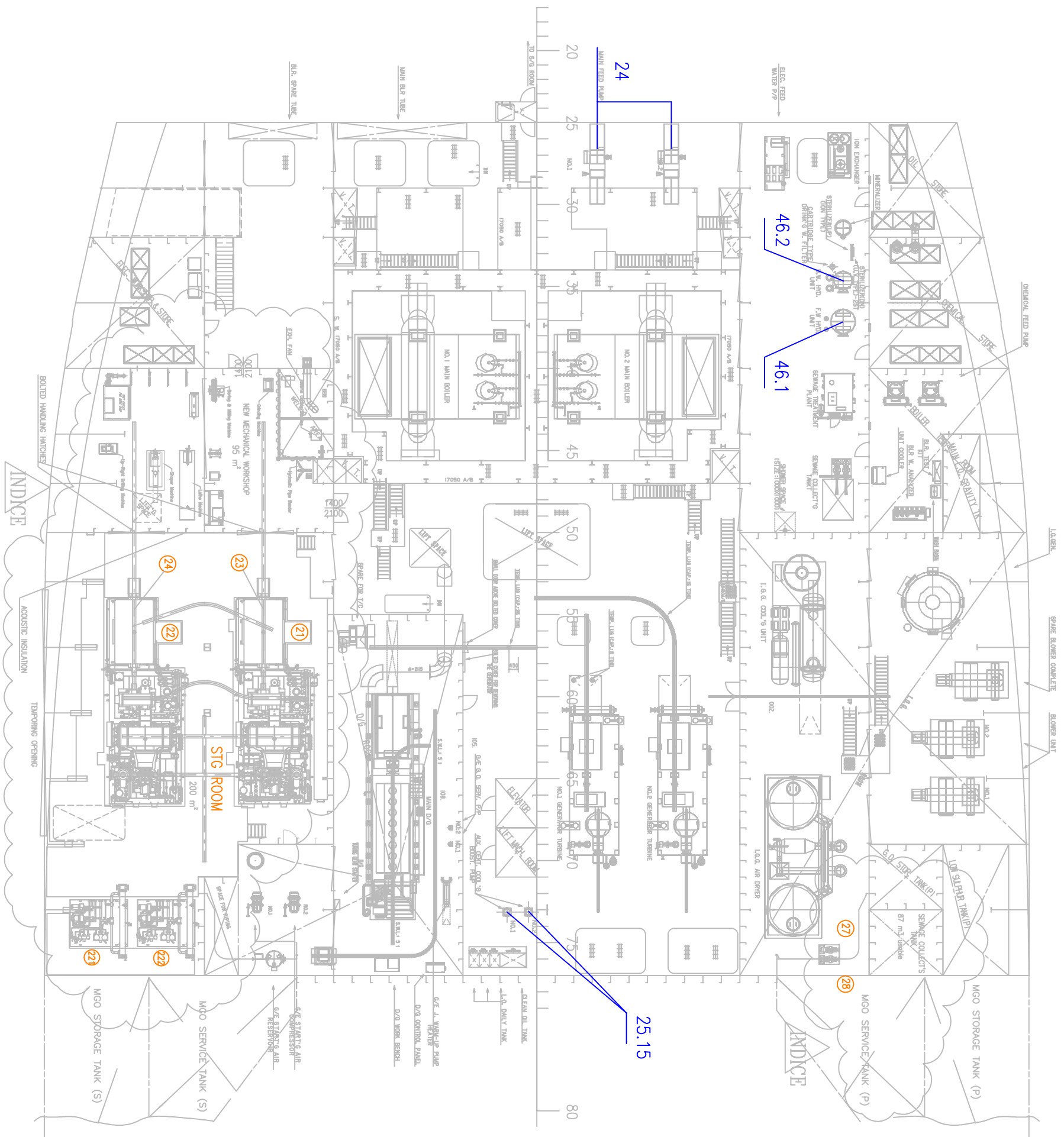


EQUIPMENT LIST					
ITEM	TAG.	QTY.	DESCRIPTION	DIM. (LxWxH)	WEIGHT (Kg)
①	394-PA-001A	1	Sea Water Pump to Topside	2.180x1.700x2.300	14.100
②	394-PA-001B	1	Sea Water Pump to Topside	2.180x1.700x2.300	14.100
③	394-PA-001C	1	Sea Water Pump to Topside	2.180x1.700x2.300	14.100
④	394-PA-001D	1	Sea Water Pump to Topside	2.180x1.700x2.300	14.100
⑤	761-PC-001A	1	BOLLER M30 Pump	/	-
⑥	761-PC-001B	1	BOLLER M30 Pump	/	-



Posizioni sorgenti
4TH DECK
 EL: 9.350
 Tav. 1A-001





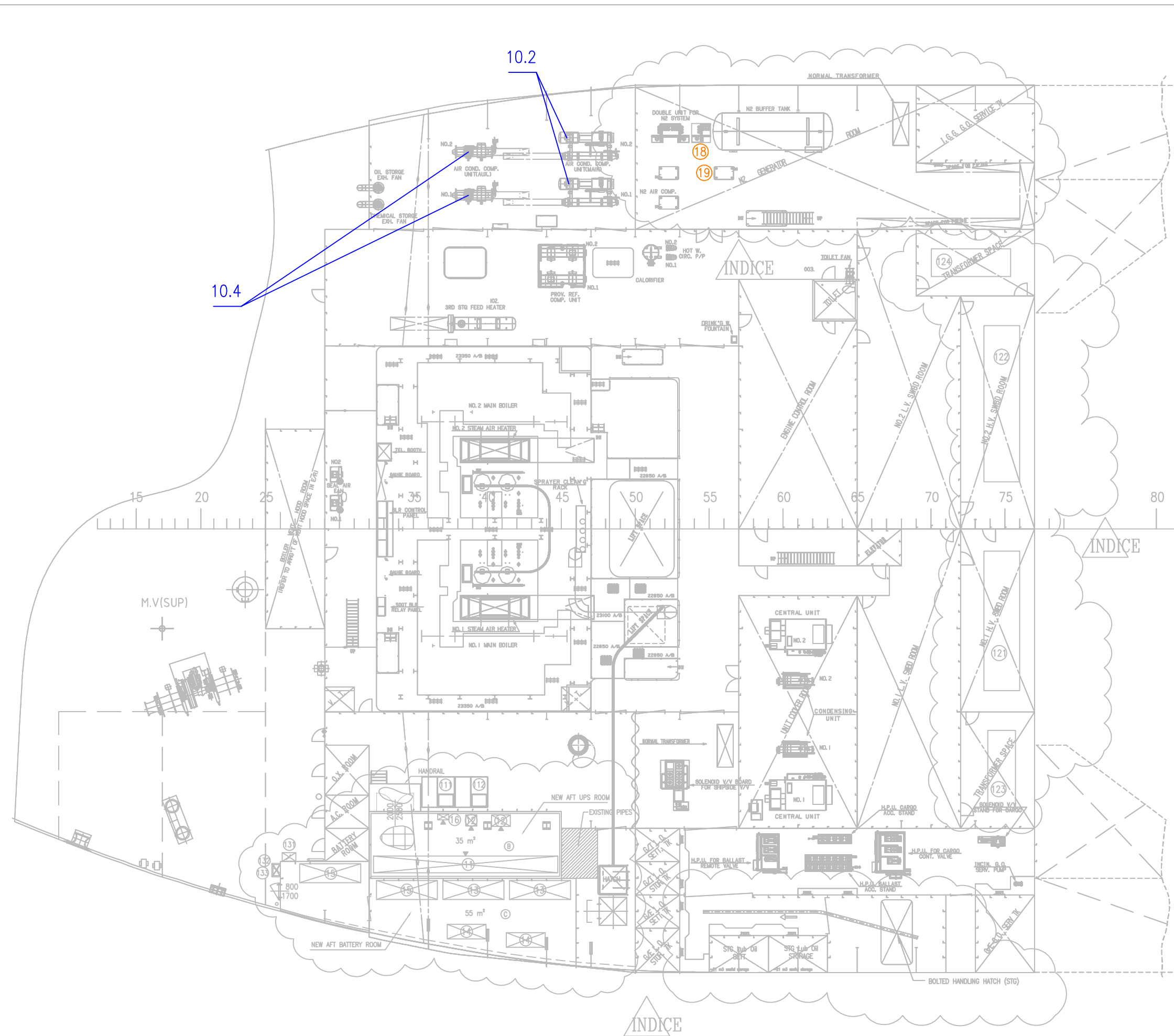
ITEM	TAG.	QTY.	DESCRIPTION	DIM. (LxHxH)	WEIGHT (Kg)
21	661-DC-001A	1	Steam Turbine Power Generator Set N°3	11000x4500x3000	75 000
22	661-DC-001B	1	Steam Turbine Power Generator Set N°4	11000x4500x3000	75 000
23		1	Handling Equipment for Main New Equipment		
24		1	Handling Equipment for Main New Equipment		
25		1	Handling Equipment for Main New Equipment		
27	582-PX-001A	1	Sanitary discharge Pump	/	1 000
28	582-PX-001B	1	Sanitary discharge Pump	/	1 000
61	661-DC-001A/EC-01	1	Control Panel STG N°3	2460x800x2100	750
62	661-DC-001A/EN-01	1	MCC STG N°3	2395x655x2205	750
63	661-DC-001B/EC-01	1	Control Panel N°4	2460x800x2100	750
64	661-DC-001B/EN-01	1	MCC STG N°4	2395x655x2205	750
69	573-EC-001	1	POWER AND CONTROL PANEL	1200x1000x400	-

EQUIPMENT LIST

ITEM	TAG.	QTY.	DESCRIPTION	DIM. (LxHxH)	WEIGHT (Kg)
29	661-DC-001A/CI-01	1	Lub Oil Console for STG N°3	2000x2000x2000	5 000
29	661-DC-001B/CI-01	1	Lub Oil Console for STG N°4	2000x2000x2000	5 000

Posizioni sorgenti
3RD-DECK
 EL: 14.750
 Tav. IA-002

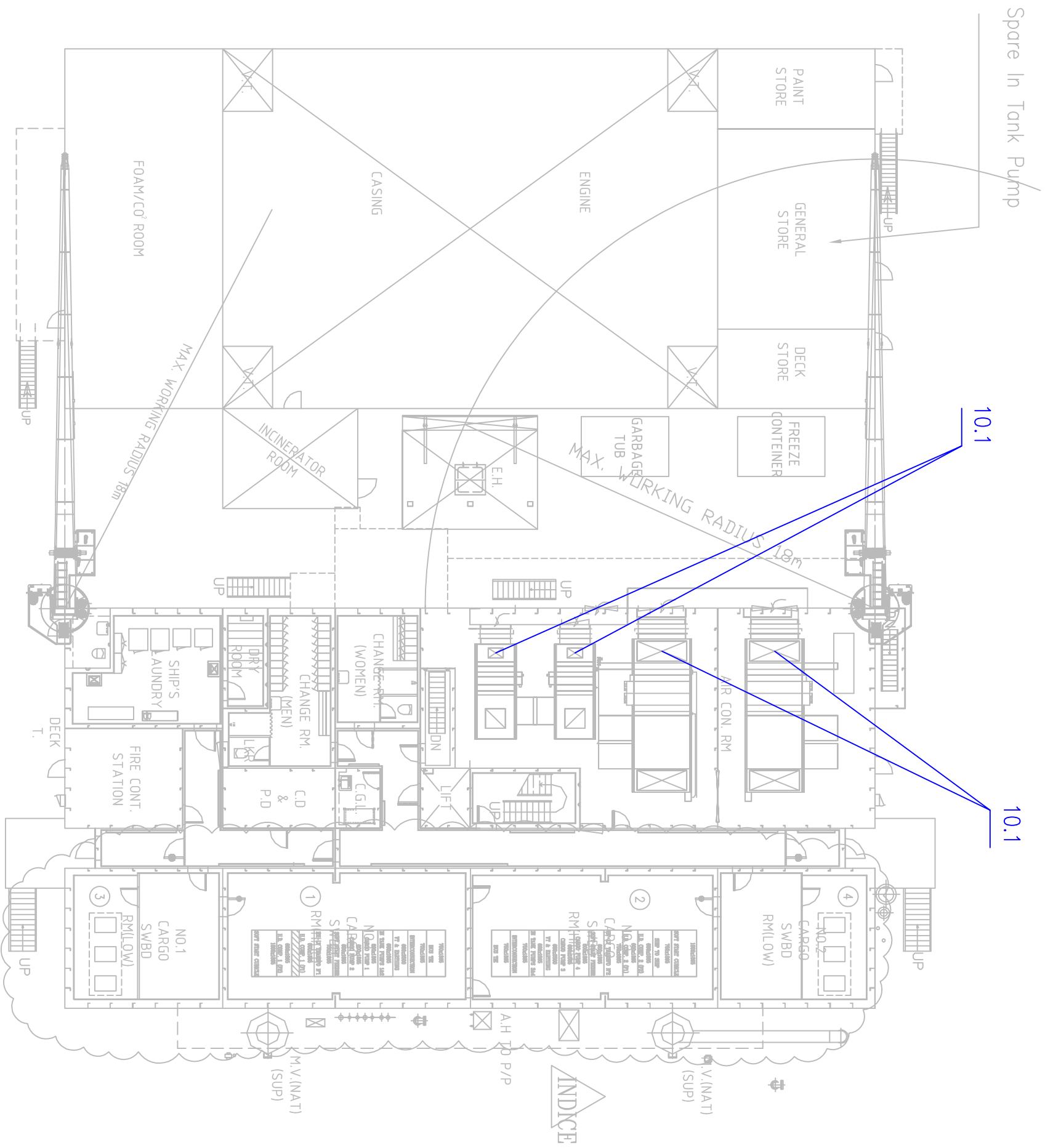




EQUIPMENT LIST					
ITEM	TAG.	QTY.	DESCRIPTION	DIM. (LxWxH)	WEIGHT (Kg)
11	867-ER-121	1	AC/DC UPS after emergency	9785x900x2200	8000
12	899-EC-001	1	Nav Ctrl Panel Navigation aids	1100x800x2000	400
	899-EC-002	1	Battery Charger Navigation aids	600x600x2000	/
13	867-EB-121A	2	110 Vdc Battery bank (UPS 867-ER-121)	3300x1000x1600	2800
14	899-EB-001	2	Battery bank (UPS 899-EC-001)	2100x1300x1600	1500
15	867-EB-121B	2	110 Vdc Battery bank (UPS 867-ER-121)	3300x1000x1600	2800
16	875-EL-503	1	Emergency Lighting Switchboard	600x290x960	25
17	377-W-001	1	Nitrogene-Buffer-Tank N°2	10m3	4300
18	377-XY-001	1	Nitrogene Generator N°3	2000x1000x2160	500
19	377-KC-001	1	Nitrogene Compressor N°3	1000x690x1700	600
11	574-GI-001A	1	Air Conditioning Unit		
12	574-GI-001B	1	Air Conditioning Unit		
12	871-EH-001	1	6.6 kV Switchboard N°1	7550x1940x2350	10 000
12	871-EH-002	1	6.6 kV Switchboard N°2	8450x1940x2350	11 000
12	865-ET-001	1	3300 kVA Transformer N°1	4300x1500x2400	9200
12	865-ET-002	1	3300 kVA Transformer N°2	4300x1500x2400	9200
13	867-EJ-121A	1	Battery cut-off box (UPS 867-ER-121)	730x470x970	100
13	867-EJ-121B	1	Battery cut-off box (UPS 867-ER-121)	730x470x970	100
13	899-EC-002	1	Battery cut-off box (UPS 899-EC-001)	400x600x400	

Posizioni sorgenti
2ND-DECK
 EL.22.850
 Tav. IA-003





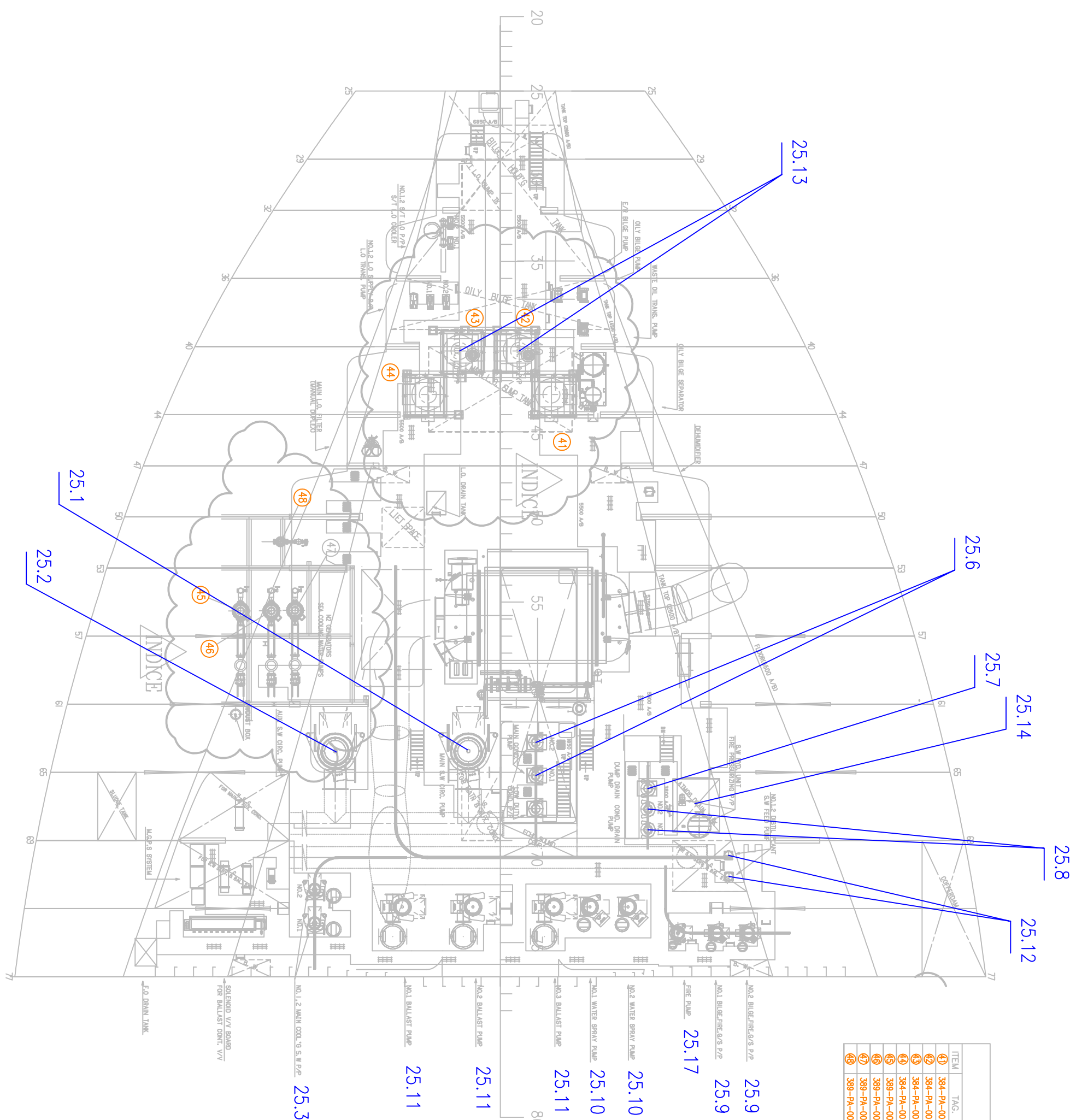
EQUIPMENT LIST

ITEM	TAG.	QTY.	DESCRIPTION	DIM. (LxWxH)	WEIGHT (KG)
①	871-EH-003	1	HV Cargo Switchboard	7750x1865x2650	10000
②	871-EH-004	1	HV Cargo Switchboard	8200x1865x2650	10000
③	865-EI-003	1	HV/LV cargo transformer	3300x1300x1550	3100
④	865-EI-004	1	HV/LV cargo transformer	3300x1300x1550	3100

Posizioni sorgenti
UPPER-DECK
 EL: 27.200
 Tav. IA-004



ITEM	TAG	QTY.	DESCRIPTION	DIM. (LxIxH)	WEIGHT (Kg)
41	384-PA-001A	1	Sea Water Pump to Topside (PS)	2.180x1.700x2.300	14 100
42	384-PA-001B	1	Sea Water Pump to Topside (PS)	2.180x1.700x2.300	14 100
43	384-PA-001C	1	Sea Water Pump to Topside (PS)	2.180x1.700x2.300	14 100
44	384-PA-001D	1	Sea Water Pump to Topside (PS)	2.180x1.700x2.300	14 100
45	389-PA-002A	1	Sea Water cooling Pump for N2 Generator	/	400
46	389-PA-002B	1	Sea Water cooling Pump for N2 Generator	/	400
47	389-PA-002C	1	Sea Water cooling Pump for N2 Generator	/	400
48	389-PA-001	1	Sea Water cooling Pump for N2 Generator	/	-



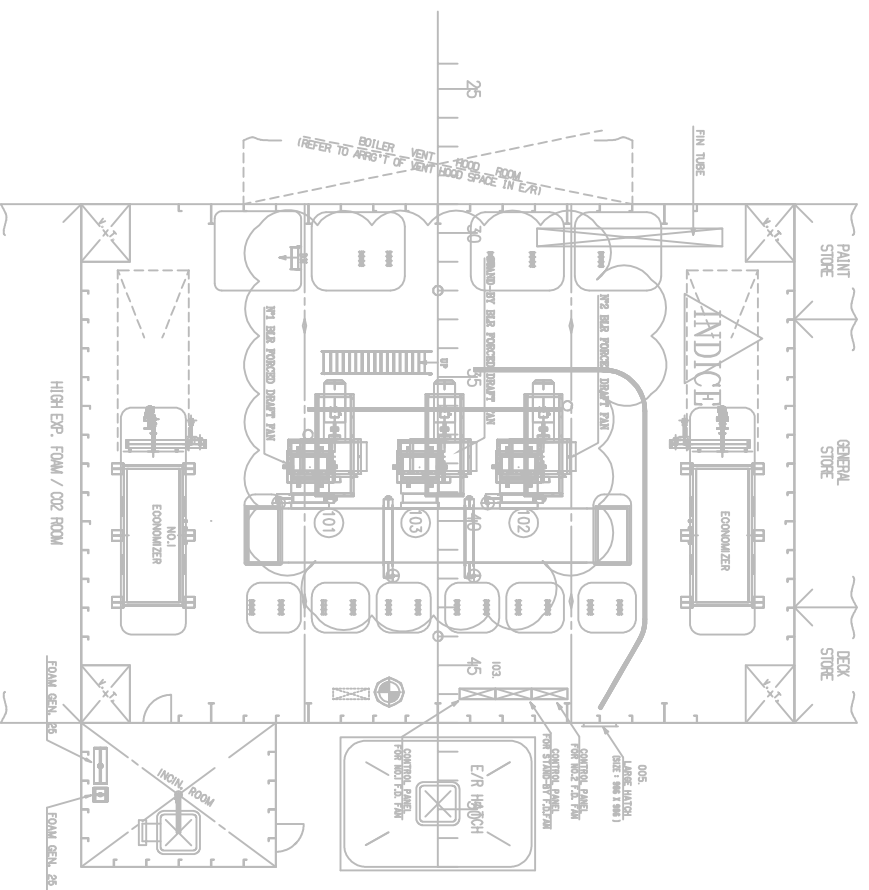
EQUIPMENT LIST

Posizioni sorgenti
FLOOR-DECK
 EL: 5.500
 Tav. IA-005



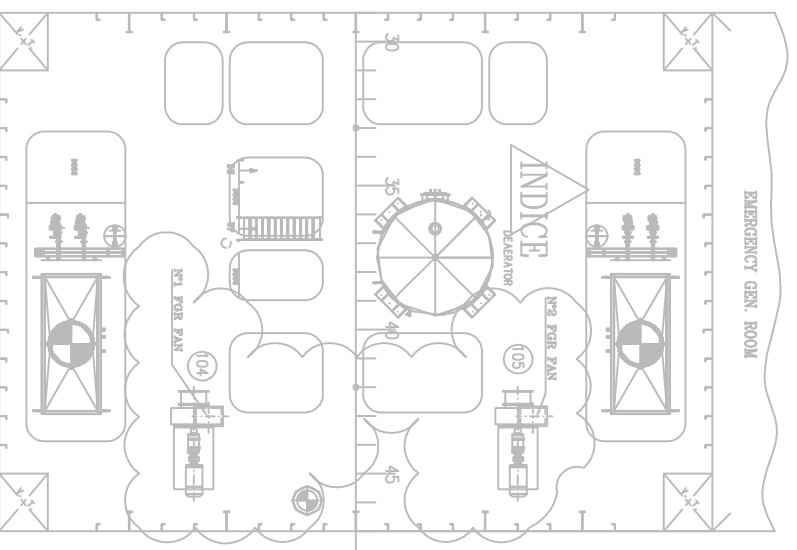
Upper-DECK

EL: 27.200



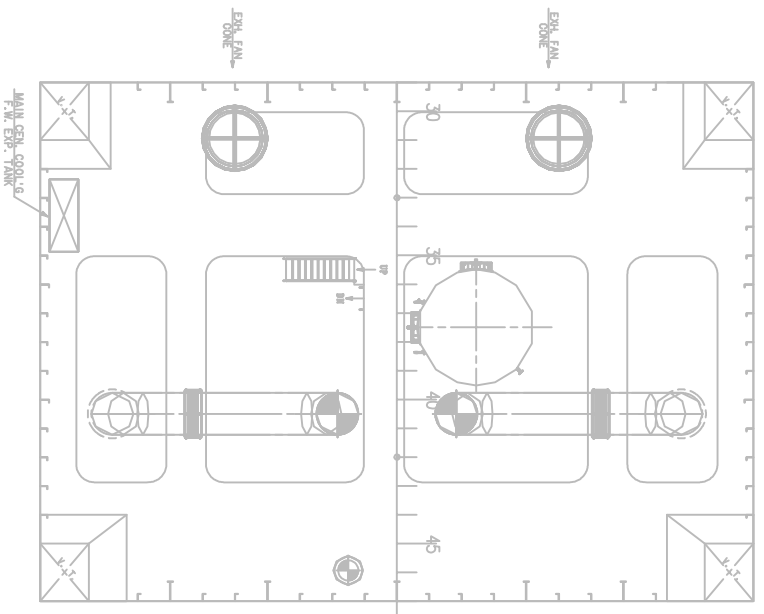
A-DECK

EL: 30.800



B-DECK

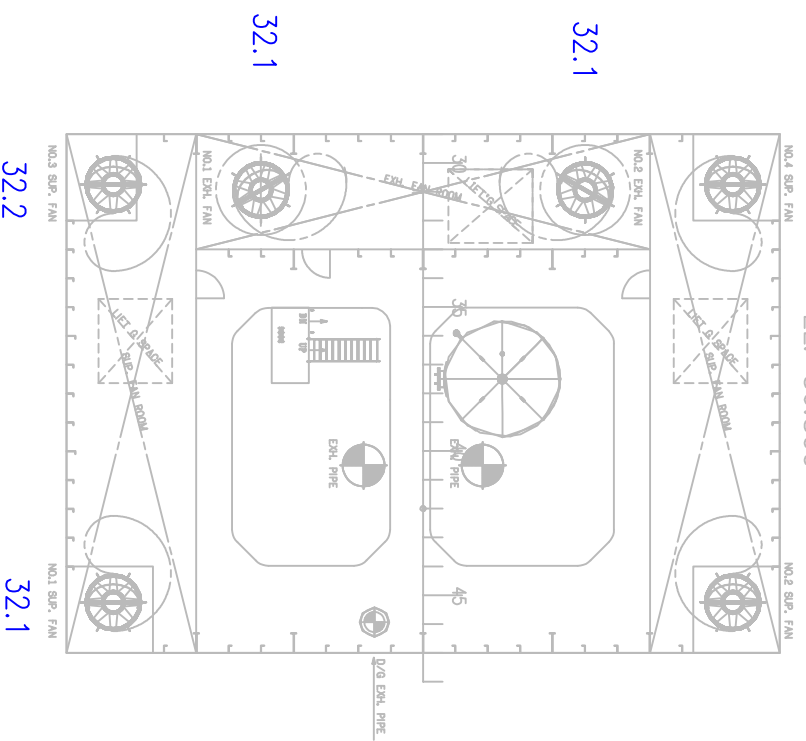
EL: 33.800



EQUIPMENT LIST					
ITEM	TAG.	QTY.	DESCRIPTION	DIM. (LxHxh)	WEIGHT (Kg)
(01)	641-NE-001A	1	FD FAN N1 (S9)	5058x2449x2300	5480
(02)	641-NE-001B	1	FD FAN N1 (PS)	5058x2449x2300	5480
(03)	641-NE-001C	1	FD FAN N3 (CL)	5058x2449x2300	5480
(04)	646-NE-001A	1	FGR FAN N1 (S9)	3161x1800x1800	2190
(05)	646-NE-001B	1	FGR FAN N1 (PS)	3161x1800x1800	2190

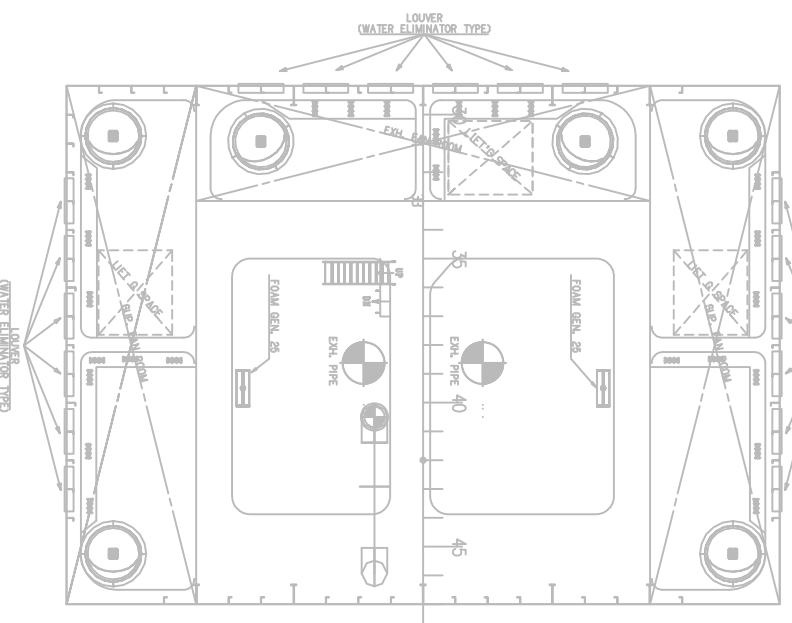
C-DECK

EL: 36.800



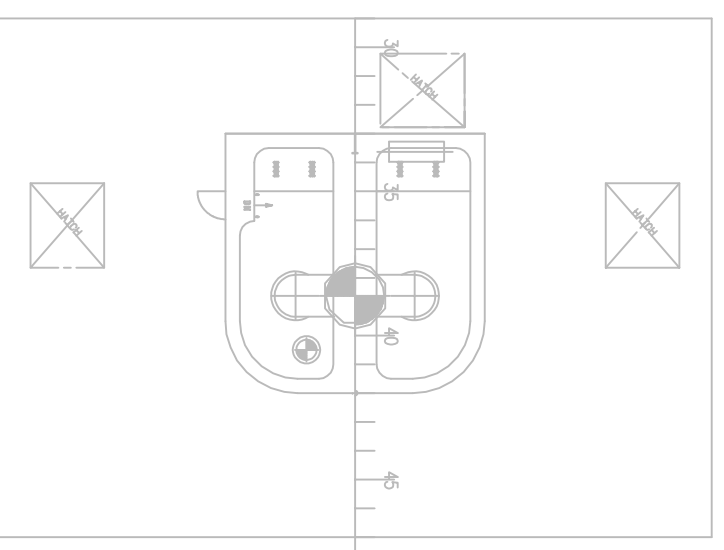
D-DECK

EL: 39.800



E-DECK (casing top plan)

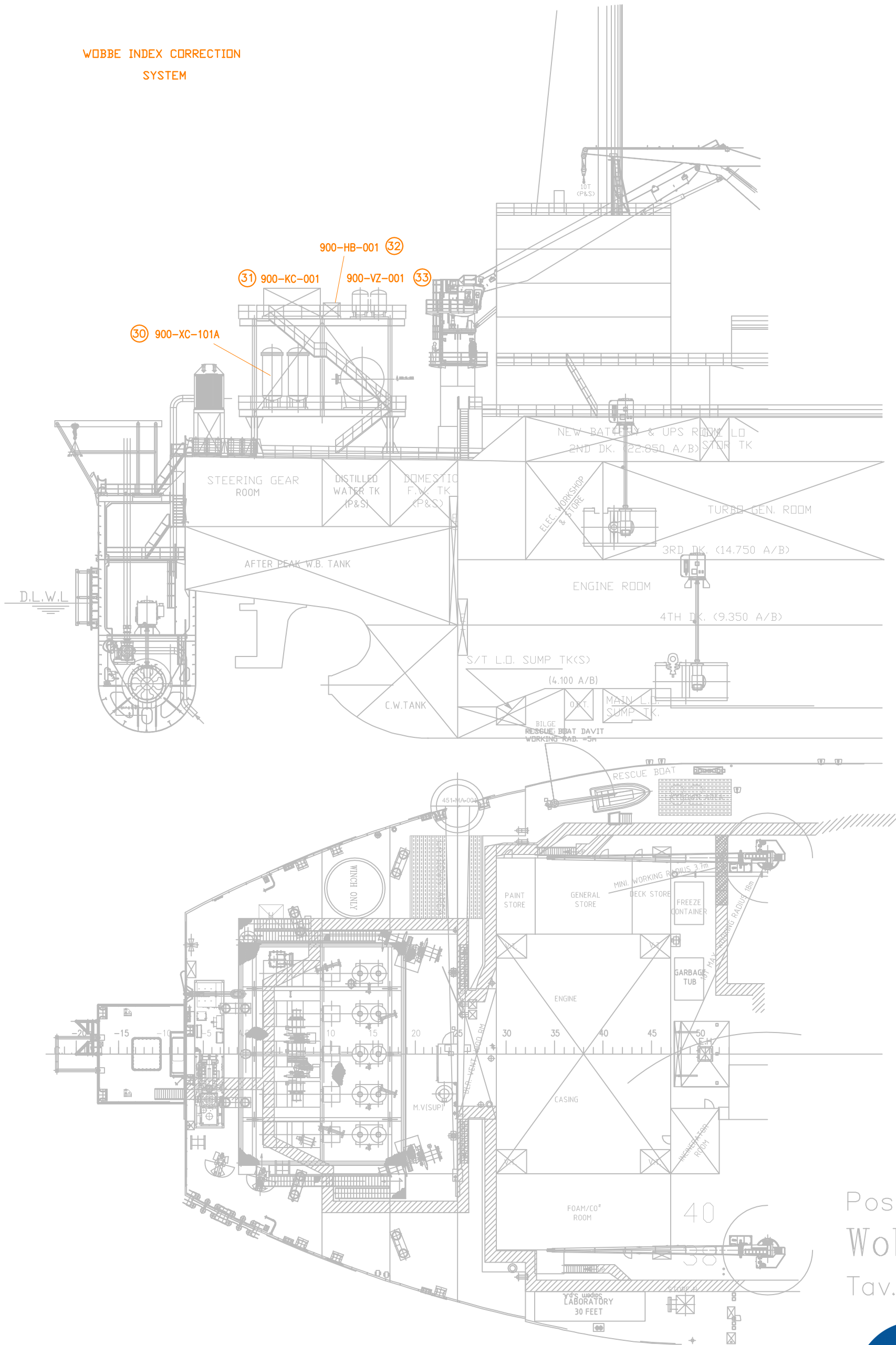
EL: 42.800



Posizioni sorgenti
PLAN IN CASING
 Tav. IA-006



WOBBE INDEX CORRECTION
SYSTEM



Posizioni sorgenti
Wobbe System
Tav. IA-007

