

RIFERIMENTO

SAIPEM ENERGY INTERNATIONAL, GENNAIO 2006, TERMINALE DI RIGASSIFICAZIONE DI GNL ALPI ADRIATICO, EQUIPMENT LAYOUT ELEVATION VIEW AA&BB, DOC. No. F12181 - 100 - PIP - 1007 - 0001

LEGEND


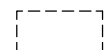

-  PIPE RACK
-  LOCATION FOR FUTURE EQUIPMENT
-  LAYDOWN AREA

FIGURA 4.1a

PLANIMETRIA DEL TERMINALE GNL

## LEGENDA

N°	EQUIPMENT DESCRIPTION
1	AIR PLANT & AIR INSTRUMENT SYSTEM
2	DIESEL GENERATORS & EMERGENCY DIESEL GENERATORS
3	FUEL GAS SYSTEM
4	OILY & WASTE WATER TREATMENT SYSTEM
5	POTABLE & FRESH WATER SYSTEM
6	SEAWATER INTAKE (INCLUDING ELETROCHLORINATION PACKAGE)
7a	FIRE WATER SYSTEM (ELECTRICAL)
7b	FIRE WATER SYSTEM (DIESEL)
8	NITROGEN GENERATION
9	DIESEL OIL SYSTEM
10	DIESEL OIL STORAGE TANK
11	ELECTRICAL SUB STATION
12	HP PUMPS
13	LNG OPEN RACK VAPORIZERS
14	WASTE HEAT RECOVERY UNIT
15	LNG SUBMERGED COMBUSTION VAPORIZERS
16	LNG LEAK DRUM
17	RECONDENSER
18	BOG COMPRESSORS
19	FLARE STACK AND FLARE KO DRUM
20	LP PUMPS
21	OFFLOADING SYSTEM
22	GAS METERING PACKAGE
23	GAS TURBINES
24	N2 AREA
25	WORKSHOP
26	MATERIAL TRANSFER AREA
27	LIVING QUARTER (INCLUDING CONTROL ROOM)
28	HELIDECK

## RIFERIMENTO

SAIPEM ENERGY INTERNATIONAL, GENNAIO 2006,  
TERMINALE DI RIGASSIFICAZIONE DI GNL ALPI ADRIATICO, Doc. No. F12181

FIGURA 4.1b

PLANIMETRIA DEL TERMINALE GNL