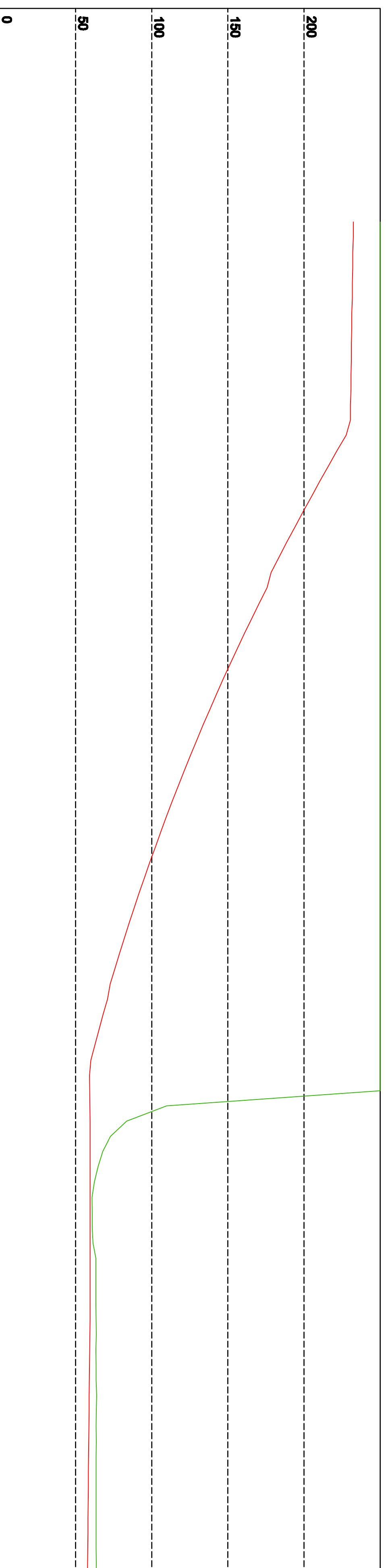
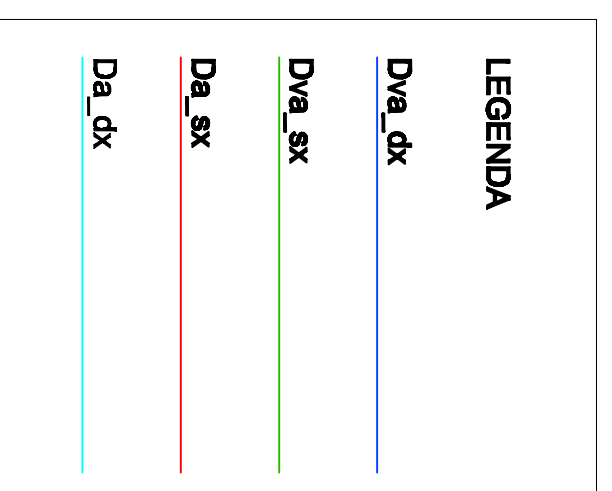


**PROFILO TRATTA EU**

DIAGRAMMA DI VISIBILITA'

Scala X 1: 1000,000


Scala Y 1: 2000,000



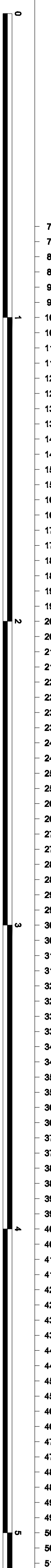
**AND PLANIMETRICO**



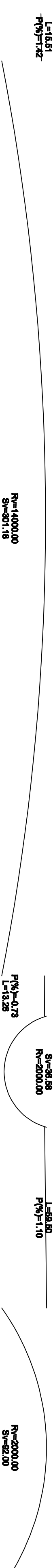
**DIAGR VELOCITA'**



**PROGRESSIVE**



**ETIMOMETRICHE**



**AND ALTIMETRICO**

Da_dx	Dv/g_dx	Dv/g_sx	Da_sx	Da_dx
-1.00	840.00	232.31	232.31	-1.00
-1.00	840.00	232.31	232.00	-1.00
-1.00	840.00	232.00	232.00	-1.00
-1.00	840.00	231.70	231.70	-1.00
-1.00	840.00	231.39	231.39	-1.00
-1.00	840.00	231.08	231.08	-1.00
-1.00	840.00	230.78	230.78	-1.00
-1.00	840.00	230.48	230.48	-1.00
-1.00	840.00	230.18	230.18	-1.00
-1.00	840.00	227.83	227.83	-1.00
-1.00	840.00	221.71	221.71	-1.00
-1.00	840.00	216.16	216.16	-1.00
-1.00	840.00	210.41	210.41	-1.00
-1.00	840.00	205.00	205.00	-1.00
-1.00	840.00	199.41	199.41	-1.00
-1.00	840.00	194.14	194.14	-1.00
-1.00	840.00	188.72	188.72	-1.00
-1.00	840.00	183.60	183.60	-1.00
-1.00	840.00	178.34	178.34	-1.00
-1.00	840.00	175.73	175.73	-1.00
-1.00	840.00	170.60	170.60	-1.00
-1.00	840.00	165.76	165.76	-1.00
-1.00	840.00	160.83	160.83	-1.00
-1.00	840.00	156.17	156.17	-1.00
-1.00	840.00	151.44	151.44	-1.00
-1.00	840.00	146.96	146.96	-1.00
-1.00	840.00	142.41	142.41	-1.00
-1.00	840.00	138.10	138.10	-1.00
-1.00	840.00	133.74	133.74	-1.00
-1.00	840.00	129.59	129.59	-1.00
-1.00	840.00	125.40	125.40	-1.00
-1.00	840.00	121.41	121.41	-1.00
-1.00	840.00	117.39	117.39	-1.00
-1.00	840.00	113.56	113.56	-1.00
-1.00	840.00	109.70	109.70	-1.00
-1.00	840.00	106.01	106.01	-1.00
-1.00	840.00	102.40	102.40	-1.00
-1.00	840.00	98.77	98.77	-1.00
-1.00	840.00	95.29	95.29	-1.00
-1.00	840.00	91.81	91.81	-1.00
-1.00	840.00	88.48	88.48	-1.00
-1.00	840.00	85.16	85.16	-1.00
-1.00	840.00	81.98	81.98	-1.00
-1.00	840.00	78.82	78.82	-1.00
-1.00	840.00	75.78	75.78	-1.00
-1.00	840.00	72.76	72.76	-1.00
-1.00	840.00	70.90	70.90	-1.00
-1.00	840.00	68.02	68.02	-1.00
-1.00	840.00	65.32	65.32	-1.00
-1.00	840.00	62.64	62.64	-1.00
-1.00	840.00	60.03	60.03	-1.00
-1.00	840.00	59.26	59.26	-1.00
-1.00	109.78	59.37	59.37	-1.00
-1.00	83.58	59.48	59.48	-1.00
-1.00	72.92	59.53	59.53	-1.00
-1.00	67.81	59.53	59.53	-1.00
-1.00	64.76	59.53	59.53	-1.00
-1.00	62.33	59.53	59.53	-1.00
-1.00	60.84	59.53	59.53	-1.00
-1.00	60.97	59.53	59.53	-1.00
-1.00	60.95	59.53	59.53	-1.00
-1.00	61.45	59.53	59.53	-1.00
-1.00	63.39	59.53	59.53	-1.00
-1.00	63.32	59.53	59.53	-1.00
-1.00	63.35	59.53	59.53	-1.00
-1.00	63.38	59.53	59.53	-1.00
-1.00	63.40	59.46	59.46	-1.00
-1.00	63.56	59.40	59.40	-1.00
-1.00	63.39	59.26	59.26	-1.00
-1.00	63.50	59.20	59.20	-1.00
-1.00	63.50	59.07	59.07	-1.00
-1.00	63.81	58.94	58.94	-1.00
-1.00	63.60	58.87	58.87	-1.00
-1.00	63.50	58.74	58.74	-1.00
-1.00	63.59	58.66	58.66	-1.00
-1.00	63.50	58.55	58.55	-1.00
-1.00	63.50	58.43	58.43	-1.00
-1.00	63.59	58.37	58.37	-1.00
-1.00	63.50	58.25	58.25	-1.00
-1.00	63.50	58.18	58.18	-1.00
-1.00	63.50	58.06	58.06	-1.00
-1.00	63.50	58.00	58.00	-1.00
-1.00	63.63	57.89	57.89	-1.00
-1.00	63.50	57.77	57.77	-1.00



**ANAS S.P.A.**

**AUTOSTRADA A4 - VARIANTE DI MESTRE**  
**PASSANTE**  
**AUTOSTRADALE**  
 (L.443/2001 D.Lgs. 20.08.2002 N°190)

PROGETTO ESECUTIVO  
 C.U.P. D51B044000060001

IL RESPONSABILE  
 DEL PROCEDIMENTO

GENERAL CONTRACTOR

**Passante di Mestre S.c.p.a.**

DIREZIONE LAVORI

ERGOTECNA

PROGETTAZIONE ESECUTIVA



CONSULENZA STRUTTURALE  
 CONSULTAZIONE IMPIANTI  
**SINT**  
 INGEGNERIA

**PROGETTO STRADALE**  
**CABELLO DI MARTELLAGO-SCORZE' E VIABILITA' DI COLLEGAMENTO**  
 AASI RAMPE B35.00 - DIAGRAMMA DELLE VELOCITA' RANPA EU TAV 1/2

CODICE DOCUMENTO  
**ZLT.5E2.B3507G.PE.DV.003.00**

CODIFICA VBS  
**B3507G**

REV.	DATA	DESCRIZIONE	REDAATTO	CONTROLLATO	APPROVATO
00	17/12	DEFINIZIONE STRADALE	YANAKI	ZOLLET	ZOLLET
01					
02					
03					
04					