

COMMITTENTE:



DIREZIONE LAVORI:



APPALTATORE:

MANDATARIA:



MANDANTE:



PROGETTAZIONE:

MANDATARIA:



MANDANTI:



### PROGETTO ESECUTIVO

**LINEA FERROVIARIA NAPOLI - BARI, TRATTA NAPOLI-CANCELLO, IN VARIANTE TRA LE PK 0+000 E PK 15+585, INCLUSE LE OPERE ACCESSORIE, NELL'AMBITO DEGLI INTERVENTI DI CUI AL D.L. 133/2014, CONVERTITO IN LEGGE 164 / 2014**

RILEVATI

RI01P - RILEVATO DEVIAZIONE PROVVISORIA LINEA CASSINO ESISTENTE DA KM 0+000 A KM 1+227.54

Sezioni trasversali

|                                     |  |
|-------------------------------------|--|
| APPALTATORE                         | PROGETTAZIONE                                    |
| DIRETTORE TECNICO<br>Ing. M. PANISI | DIRETTORE DELLA PROGETTAZIONE<br>Ing. A. CHECCHI |

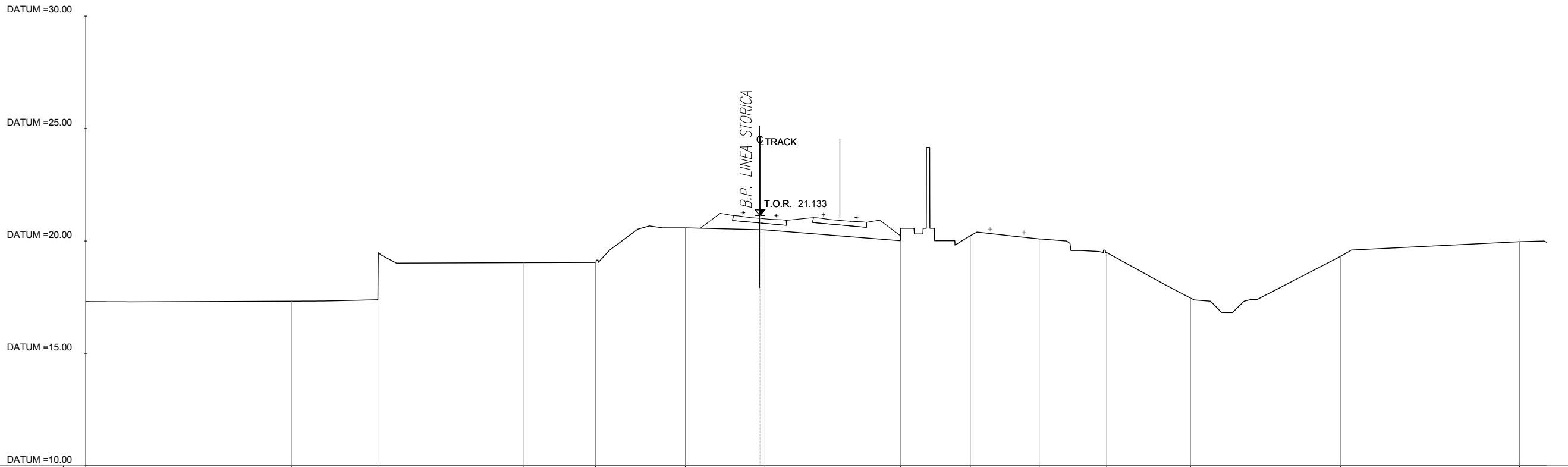
|          |       |      |      |           |                  |        |      |        |
|----------|-------|------|------|-----------|------------------|--------|------|--------|
| COMMESSA | LOTTO | FASE | ENTE | TIPO DOC. | OPERA/DISCIPLINA | PROGR. | REV. | SCALA: |
| IF1M     | 00    | E    | ZZ   | W9        | RI01P0           | 001    | B    | 1:200  |

| Rev. | Descrizione       | Redatto   | Data       | Verificato | Data       | Approvato | Data       | Autorizzato Data |
|------|-------------------|-----------|------------|------------|------------|-----------|------------|------------------|
| A    | EMISSIONE         | FRANCHINI | 14/06/2018 | CERAUDO    | 15/06/2018 | PIAZZA    | 15/06/2018 | LACOPO           |
| B    | EMISSIONE PER RDV | FRANCHINI | 10/09/18   | CERAUDO    | 11/09/18   | PIAZZA    | 11/09/18   |                  |
|      |                   |           |            |            |            |           |            | 12/09/18         |

File:IF1M.0.0.E.ZZ.W9.RI.01.P.0.001.B.DWG

n. Elab.:

| AREA             |      |
|------------------|------|
| Scavo:           | 0.00 |
| Rilevato:        | 0.00 |
| Ballast:         | 0.00 |
| SubBallast:      | 0.00 |
| SuperCompattato: | 0.00 |
| Stradello:       | 0.00 |
| Inerbimento:     | 0.00 |
| Scotico:         | 0.00 |
|                  |      |
|                  |      |

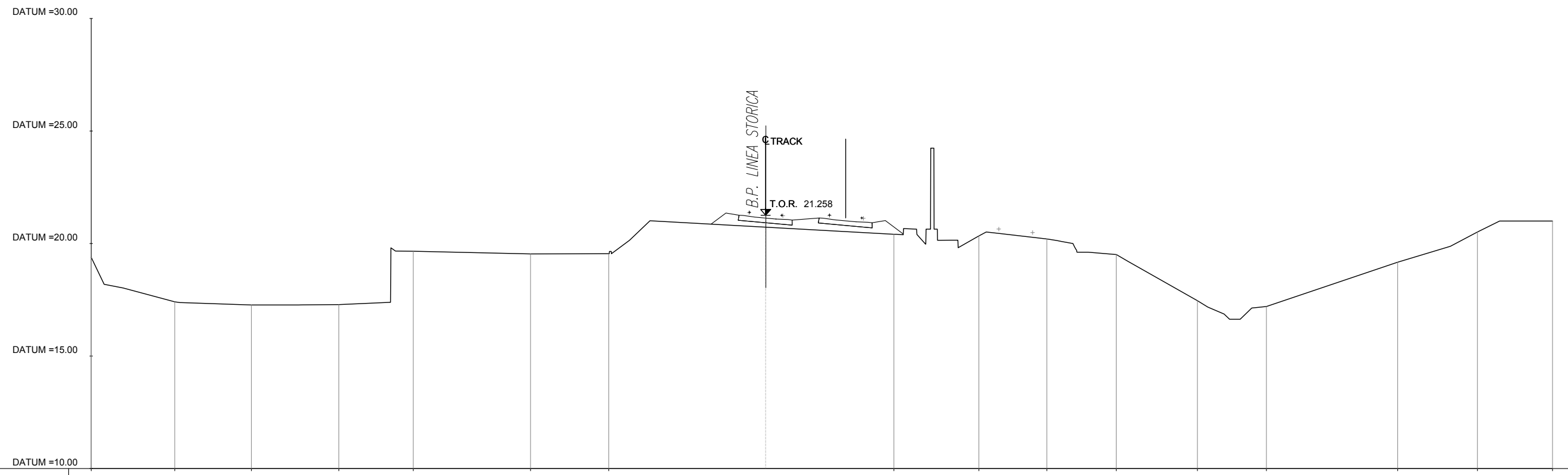


PROG 00+000.00  
SEZ. RI01P\_1

|                            |        |        |        |        |       |       |       |       |       |       |       |       |       |       |
|----------------------------|--------|--------|--------|--------|-------|-------|-------|-------|-------|-------|-------|-------|-------|-------|
| QUOTE TERRENO              | 17.31  | 17.33  | 17.39  | 19.04  | 19.05 | 20.58 | 20.49 | 20.01 | 20.24 | 20.09 | 19.49 | 17.46 | 19.32 | 19.97 |
| DIST. PROGRESSIVE TERRENO  | -30.00 | -20.85 | -17.00 | -10.50 | -7.31 | -3.32 | 0.22  | 6.25  | 9.36  | 12.43 | 15.43 | 19.16 | 25.84 | 33.80 |
| QUOTE PROGETTO             |        |        |        |        |       |       | 21.13 |       |       |       |       |       |       |       |
| DIST. PROGRESSIVE PROGETTO |        |        |        |        |       |       | 0.00  |       |       |       |       |       |       |       |
| DISTANZA BINARI            |        |        |        |        |       |       | 0.00  | 3.56  |       |       |       |       |       |       |

| AREA             |      |
|------------------|------|
| Scavo:           | 0.00 |
| Rilevato:        | 0.00 |
| Ballast:         | 0.00 |
| SubBallast:      | 0.00 |
| SuperCompattato: | 0.00 |
| Stradello:       | 0.00 |
| Inerbimento:     | 0.00 |
| Scotico:         | 0.00 |
|                  |      |
|                  |      |

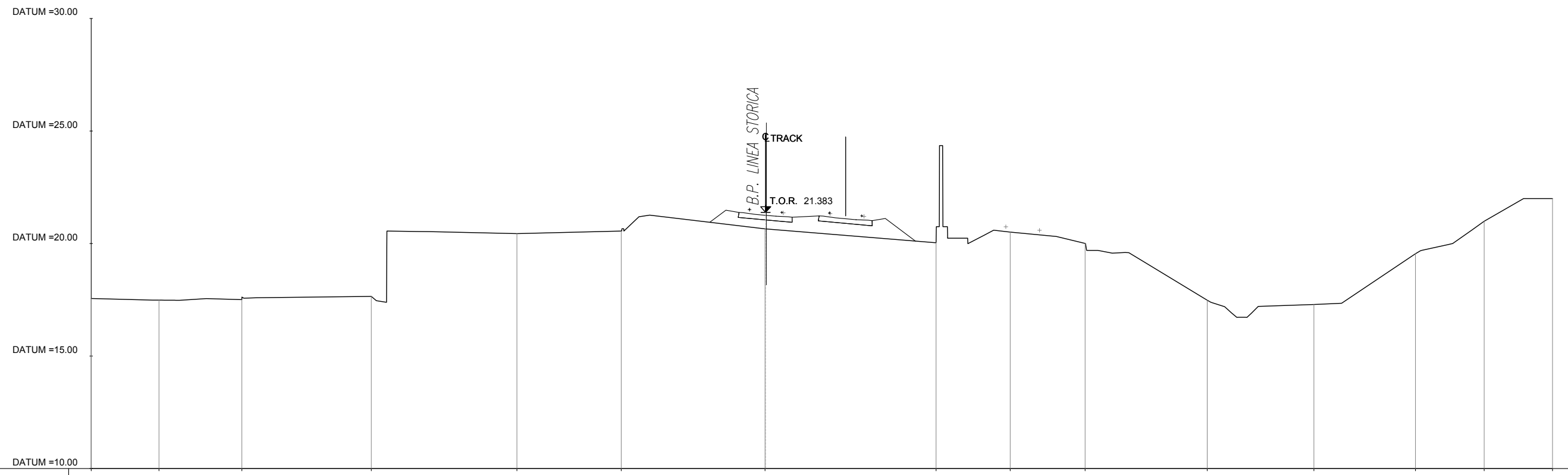
PROG 00+020.00  
SEZ. RI01P\_2



|                            |        |        |        |        |        |        |       |       |       |       |       |       |       |       |       |       |
|----------------------------|--------|--------|--------|--------|--------|--------|-------|-------|-------|-------|-------|-------|-------|-------|-------|-------|
| QUOTE TERRENO              | 19.39  | 17.41  | 17.27  | 17.29  | 19.66  | 19.54  | 19.55 | 20.41 | 20.34 | 20.21 | 19.52 | 17.46 | 17.20 | 19.17 | 20.51 | 21.00 |
| DIST. PROGRESSIVE TERRENO  | -30.00 | -26.28 | -22.87 | -18.98 | -15.67 | -10.46 | -6.98 | 5.71  | 9.49  | 12.51 | 15.59 | 19.21 | 22.27 | 28.11 | 31.66 | 35.00 |
| QUOTE PROGETTO             |        |        |        |        |        |        |       | 21.26 |       |       |       |       |       |       |       |       |
| DIST. PROGRESSIVE PROGETTO |        |        |        |        |        |        |       | 0.00  |       |       |       |       |       |       |       |       |
| DISTANZA BINARI            |        |        |        |        |        |        |       | 0.00  | 3.56  |       |       |       |       |       |       |       |

| AREA             |      |
|------------------|------|
| Scavo:           | 0.00 |
| Rilevato:        | 0.00 |
| Ballast:         | 0.00 |
| SubBallast:      | 0.00 |
| SuperCompattato: | 0.00 |
| Stradello:       | 0.00 |
| Inerbimento:     | 0.00 |
| Scotico:         | 0.00 |
|                  |      |
|                  |      |

PROG 00+040.00  
SEZ. RI01P\_3

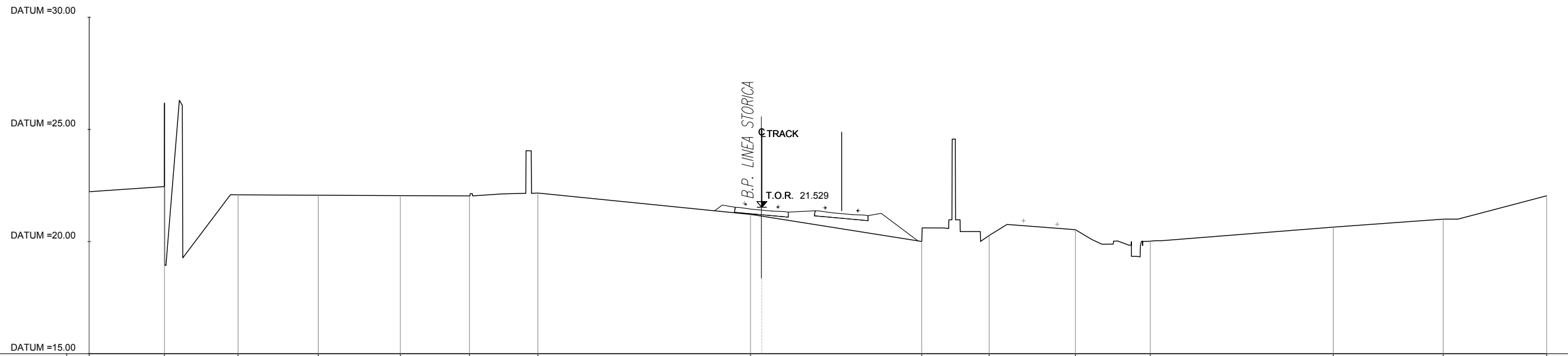


|                           |        |        |        |        |        |       |       |       |       |       |       |       |       |       |       |
|---------------------------|--------|--------|--------|--------|--------|-------|-------|-------|-------|-------|-------|-------|-------|-------|-------|
| QUOTE TERRENO             | 17.56  | 17.48  | 17.51  | 17.65  | 20.44  | 20.55 | 20.65 | 20.03 | 20.51 | 20.00 | 17.48 | 17.29 | 19.55 | 20.99 | 22.00 |
| DIST. PROGRESSIVE TERRENO | -30.00 | -26.99 | -23.30 | -17.54 | -11.06 | -6.42 | -0.03 | 7.58  | 10.88 | 14.21 | 19.64 | 24.39 | 28.90 | 31.96 | 35.00 |
| QUOTE PROGETTO            |        |        |        |        |        |       | 21.38 |       |       |       |       |       |       |       |       |
| DIST.PROGRESSIVE PROGETTO |        |        |        |        |        |       | 0.00  |       |       |       |       |       |       |       |       |
| DISTANZA BINARI           |        |        |        |        |        |       | 0.00  | 3.56  |       |       |       |       |       |       |       |



| AREA             |      |
|------------------|------|
| Scavo:           | 0.00 |
| Rilevato:        | 0.00 |
| Ballast:         | 0.00 |
| SubBallast:      | 0.00 |
| SuperCompattato: | 0.00 |
| Stradello:       | 0.00 |
| Inerbimento:     | 0.00 |
| Scotico:         | 0.00 |
|                  |      |
|                  |      |

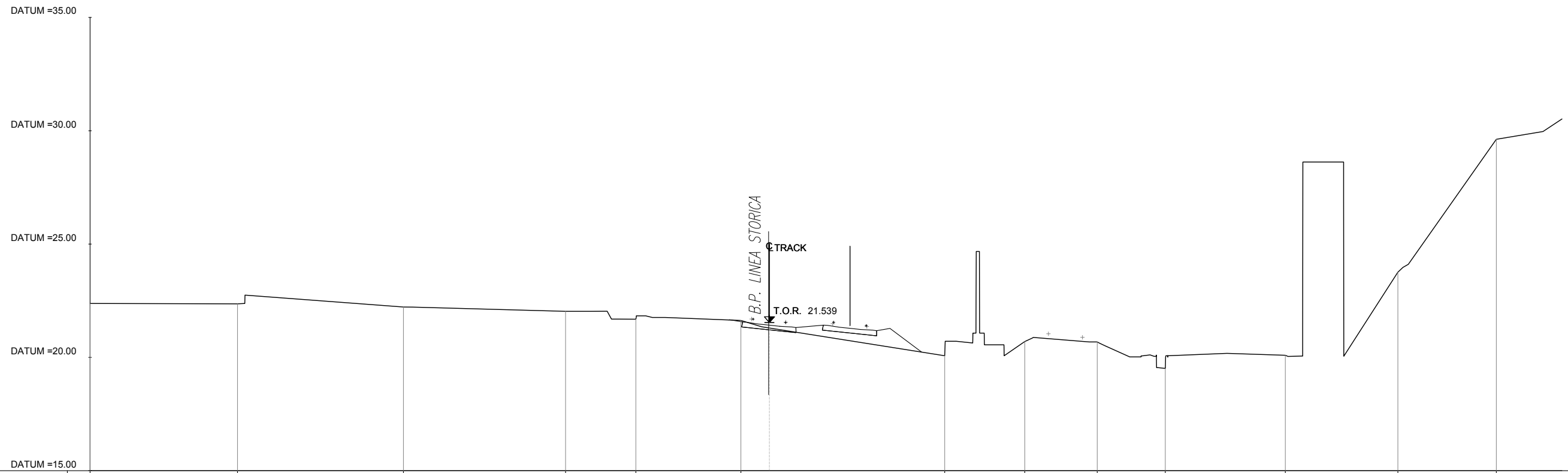
PROG 00+080.00  
SEZ. RI01P\_5



|                            |        |        |        |        |        |        |       |       |       |       |       |       |       |       |       |
|----------------------------|--------|--------|--------|--------|--------|--------|-------|-------|-------|-------|-------|-------|-------|-------|-------|
| QUOTE TERRENO              | 22.22  | 22.45  | 22.08  | 22.07  | 22.05  | 22.04  | 22.16 | 21.21 | 20.01 | 20.27 | 20.53 | 20.02 | 20.64 | 21.00 | 22.04 |
| DIST. PROGRESSIVE TERRENO  | -30.00 | -26.64 | -23.36 | -19.78 | -16.12 | -13.04 | -9.99 | -0.51 | 7.13  | 10.14 | 13.99 | 17.32 | 25.49 | 30.39 | 35.00 |
| QUOTE PROGETTO             |        |        |        |        |        |        |       | 21.53 |       |       |       |       |       |       |       |
| DIST. PROGRESSIVE PROGETTO |        |        |        |        |        |        |       | 0.00  |       |       |       |       |       |       |       |
| DISTANZA BINARI            |        |        |        |        |        |        |       | 0.00  | 3.56  |       |       |       |       |       |       |

| AREA             |      |
|------------------|------|
| Scavo:           | 0.00 |
| Rilevato:        | 0.00 |
| Ballast:         | 0.00 |
| SubBallast:      | 0.00 |
| SuperCompattato: | 0.00 |
| Stradello:       | 0.00 |
| Inerbimento:     | 0.00 |
| Scotico:         | 0.00 |
|                  |      |
|                  |      |

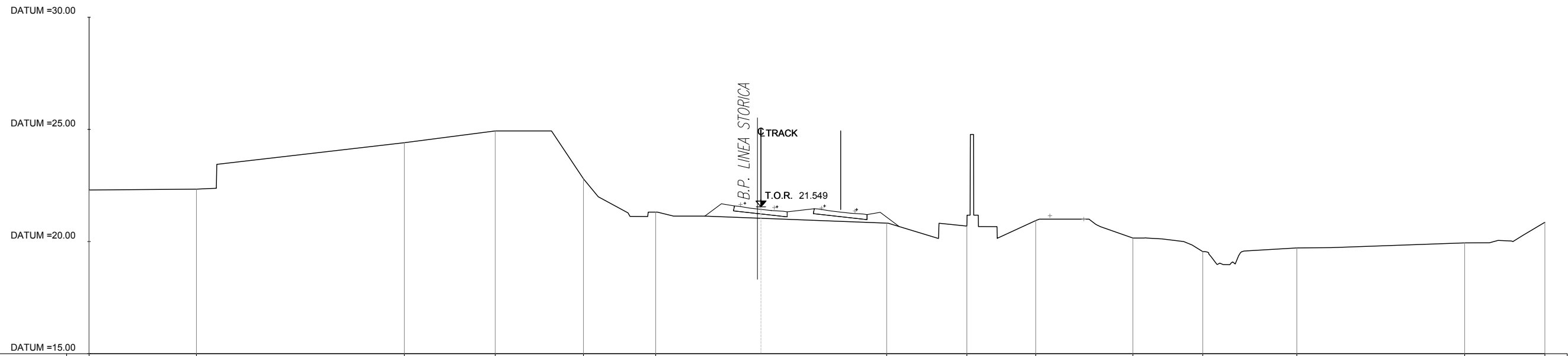
PROG 00+100.00  
SEZ. RI01P\_6



|                            |        |        |        |       |       |       |       |       |       |       |       |       |       |
|----------------------------|--------|--------|--------|-------|-------|-------|-------|-------|-------|-------|-------|-------|-------|
| QUOTE TERRENO              | 22.38  | 22.36  | 22.22  | 22.03 | 21.69 | 21.63 | 20.07 | 20.70 | 20.68 | 19.51 | 20.09 | 23.76 | 29.62 |
| DIST. PROGRESSIVE TERRENO  | -30.00 | -23.49 | -16.16 | -9.00 | -5.90 | -1.26 | 7.74  | 11.28 | 14.48 | 17.48 | 22.78 | 27.75 | 32.10 |
| QUOTE PROGETTO             |        |        |        |       |       | 21.54 |       |       |       |       |       |       |       |
| DIST. PROGRESSIVE PROGETTO |        |        |        |       |       | 0.00  |       |       |       |       |       |       |       |
| DISTANZA BINARI            |        |        |        |       |       | 0.00  | 3.56  |       |       |       |       |       |       |

| AREA             |      |
|------------------|------|
| Scavo:           | 0.00 |
| Rilevato:        | 0.00 |
| Ballast:         | 0.00 |
| SubBallast:      | 0.00 |
| SuperCompattato: | 0.00 |
| Stradello:       | 0.00 |
| Inerbimento:     | 0.00 |
| Scotico:         | 0.00 |
|                  |      |
|                  |      |

PROG 00+120.00  
SEZ. RI01P\_7

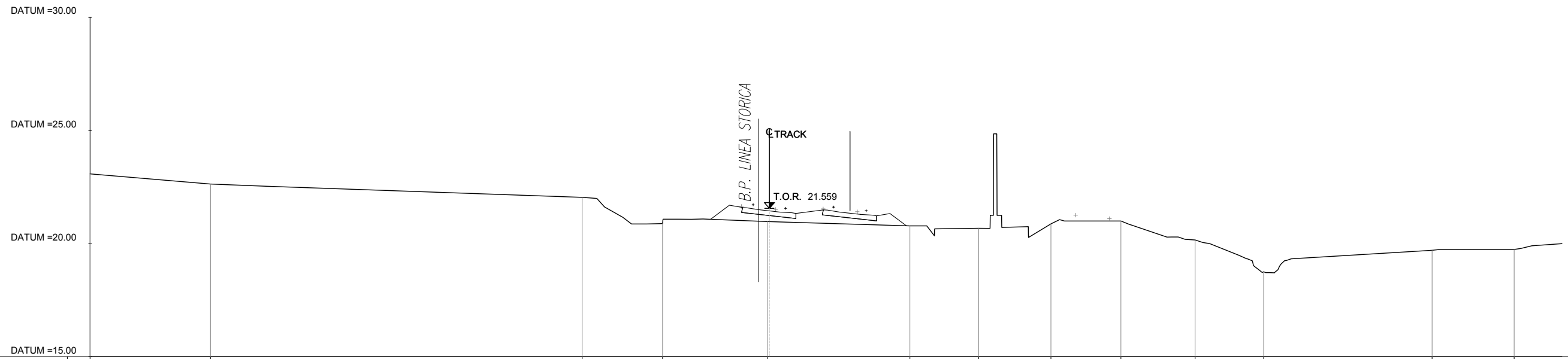


|                            |        |        |        |        |       |       |       |       |       |       |       |       |       |       |
|----------------------------|--------|--------|--------|--------|-------|-------|-------|-------|-------|-------|-------|-------|-------|-------|
| QUOTE TERRENO              | 22.30  | 22.34  | 24.41  | 24.93  | 22.80 | 21.31 | 20.82 | 20.69 | 20.93 | 20.16 | 19.55 | 19.72 | 19.94 | 20.86 |
| DIST. PROGRESSIVE TERRENO  | -30.00 | -25.20 | -15.92 | -11.86 | -7.92 | -4.70 | 5.61  | 9.19  | 12.27 | 16.61 | 19.73 | 23.93 | 31.42 | 35.00 |
| QUOTE PROGETTO             |        |        |        |        |       |       |       | 21.55 |       |       |       |       |       |       |
| DIST. PROGRESSIVE PROGETTO |        |        |        |        |       |       |       | 0.00  |       |       |       |       |       |       |
| DISTANZA BINARI            |        |        |        |        |       |       |       | 0.00  | 3.56  |       |       |       |       |       |



| AREA             |      |
|------------------|------|
| Scavo:           | 0.00 |
| Rilevato:        | 0.00 |
| Ballast:         | 0.00 |
| SubBallast:      | 0.00 |
| SuperCompattato: | 0.00 |
| Stradello:       | 0.00 |
| Inerbimento:     | 0.00 |
| Scotico:         | 0.00 |
|                  |      |
|                  |      |

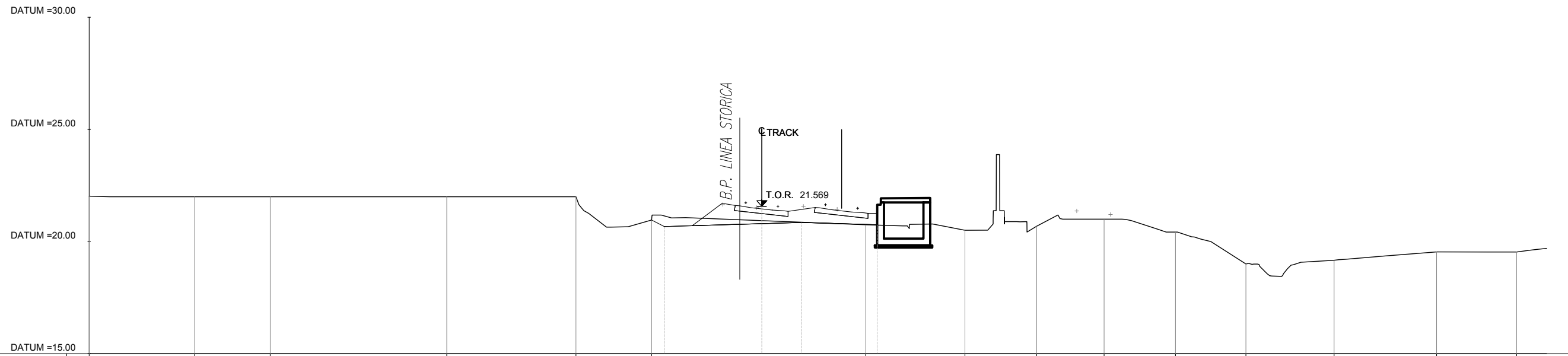
PROG 00+140.00  
SEZ. RI01P\_8



|                            |        |        |       |       |       |       |       |       |       |       |       |       |       |
|----------------------------|--------|--------|-------|-------|-------|-------|-------|-------|-------|-------|-------|-------|-------|
| QUOTE TERRENO              | 23.08  | 22.63  | 22.05 | 20.89 | 20.97 | 20.79 | 20.68 | 20.87 | 21.00 | 20.16 | 18.76 | 19.70 | 19.74 |
| DIST. PROGRESSIVE TERRENO  | -30.00 | -24.68 | -8.27 | -4.72 | -0.08 | 6.21  | 9.24  | 12.43 | 15.52 | 18.80 | 21.83 | 29.27 | 32.89 |
| QUOTE PROGETTO             |        |        |       |       | 21.56 |       |       |       |       |       |       |       |       |
| DIST. PROGRESSIVE PROGETTO |        |        |       |       | 0.00  |       |       |       |       |       |       |       |       |
| DISTANZA BINARI            |        |        |       |       | 0.00  | 3.56  |       |       |       |       |       |       |       |

| AREA             |      |
|------------------|------|
| Scavo:           | 4.19 |
| Rilevato:        | 0.00 |
| Ballast:         | 4.00 |
| SubBallast:      | 0.00 |
| SuperCompattato: | 0.00 |
| Stradello:       | 0.00 |
| Inerbimento:     | 0.00 |
| Scotico:         | 0.00 |
|                  |      |
|                  |      |

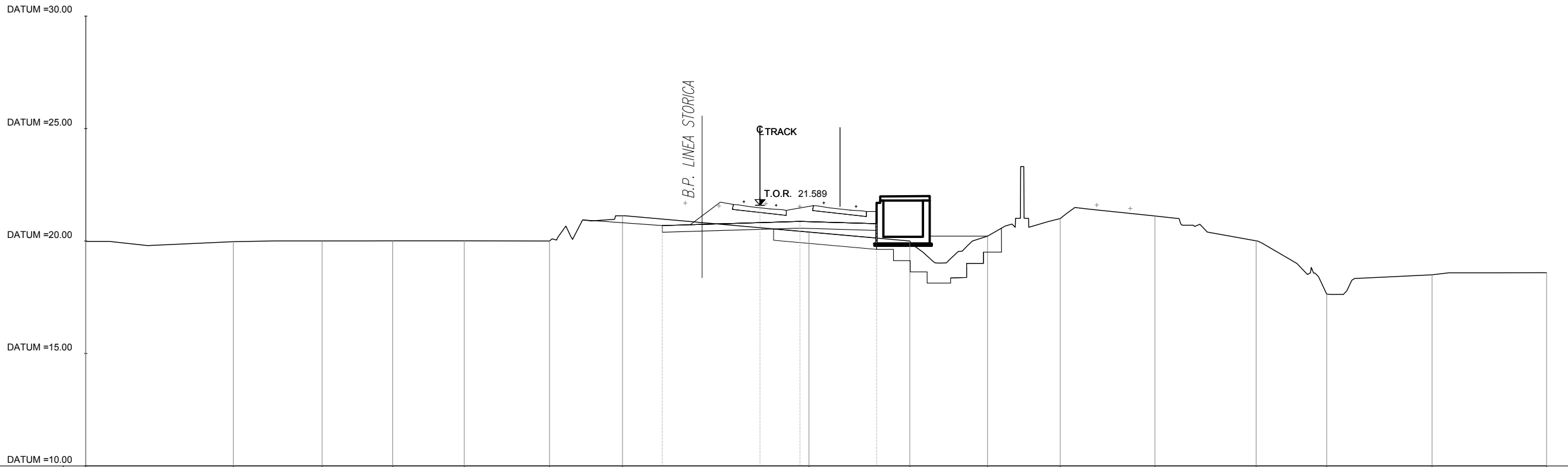
PROG 00+160.00  
SEZ. RI01P\_9



|                            |        |        |        |        |       |       |       |       |       |       |       |       |       |       |       |
|----------------------------|--------|--------|--------|--------|-------|-------|-------|-------|-------|-------|-------|-------|-------|-------|-------|
| QUOTE TERRENO              | 22.02  | 22.00  | 22.00  | 22.00  | 22.00 | 20.96 | 20.75 | 20.51 | 20.68 | 21.00 | 20.42 | 19.00 | 19.17 | 19.54 | 19.53 |
| DIST. PROGRESSIVE TERRENO  | -30.00 | -25.30 | -21.93 | -14.05 | -8.29 | -4.91 | 4.63  | 9.06  | 12.26 | 15.26 | 18.45 | 21.59 | 25.52 | 30.10 | 33.66 |
| QUOTE PROGETTO             |        |        |        |        |       | 20.67 | 21.57 | 20.85 | 20.75 |       |       |       |       |       |       |
| DIST. PROGRESSIVE PROGETTO |        |        |        |        |       | -4.35 | -0.00 | 1.78  | 5.14  |       |       |       |       |       |       |
| DISTANZA BINARI            |        |        |        |        |       |       | -0.00 | 3.56  |       |       |       |       |       |       |       |



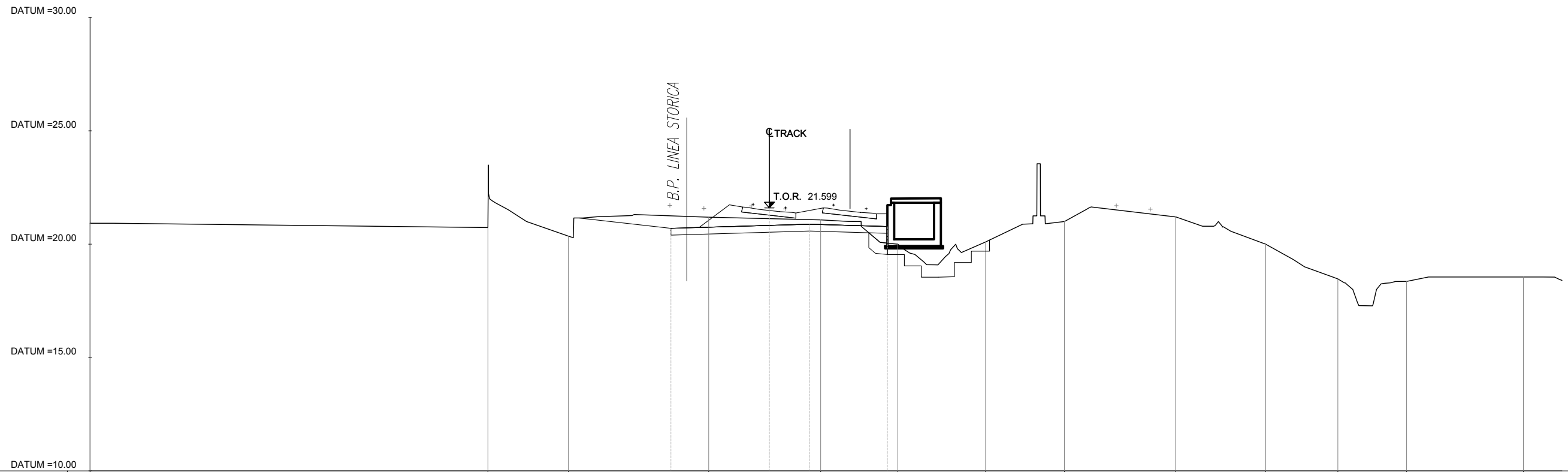
| AREA             |      |
|------------------|------|
| Scavo:           | 1.45 |
| Rilevato:        | 3.20 |
| Ballast:         | 4.14 |
| SubBallast:      | 0.00 |
| SuperCompattato: | 2.86 |
| Stradello:       | 0.00 |
| Inerbimento:     | 0.00 |
| Scotico:         | 2.30 |
|                  |      |
|                  |      |



PROG 00+200.00  
SEZ. RI01P\_11

|                            |        |        |        |        |        |       |       |       |       |       |       |       |       |       |       |       |
|----------------------------|--------|--------|--------|--------|--------|-------|-------|-------|-------|-------|-------|-------|-------|-------|-------|-------|
| QUOTE TERRENO              | 19.98  | 19.97  | 20.00  | 20.01  | 20.01  | 20.00 | 21.12 | 20.40 | 20.00 | 20.21 | 21.00 | 21.11 | 20.01 | 17.64 | 18.50 | 18.59 |
| DIST. PROGRESSIVE TERRENO  | -30.00 | -23.44 | -19.48 | -16.34 | -13.16 | -9.37 | -6.12 | 2.18  | 6.67  | 10.13 | 13.36 | 17.57 | 22.08 | 25.22 | 29.90 | 35.00 |
| QUOTE PROGETTO             |        |        |        |        |        |       | 20.69 | 21.59 | 20.87 | 20.77 |       |       |       |       |       |       |
| DIST. PROGRESSIVE PROGETTO |        |        |        |        |        |       | -4.35 | 0.00  | 1.78  | 5.19  |       |       |       |       |       |       |
| DISTANZA BINARI            |        |        |        |        |        |       |       | 0.00  | 3.56  |       |       |       |       |       |       |       |

| AREA             |      |
|------------------|------|
| Scavo:           | 5.26 |
| Rilevato:        | 0.71 |
| Ballast:         | 4.21 |
| SubBallast:      | 0.00 |
| SuperCompattato: | 2.87 |
| Stradello:       | 0.00 |
| Inerbimento:     | 0.00 |
| Scotico:         | 0.47 |
|                  |      |
|                  |      |



PROG 00+220.00  
SEZ. RI01P\_12

|                           |        |        |       |       |       |       |       |       |       |       |       |       |       |
|---------------------------|--------|--------|-------|-------|-------|-------|-------|-------|-------|-------|-------|-------|-------|
| QUOTE TERRENO             | 20.93  | 20.73  | 20.35 | 21.19 | 21.07 | 20.00 | 20.10 | 21.00 | 21.20 | 20.00 | 18.47 | 18.36 | 18.55 |
| DIST. PROGRESSIVE TERRENO | -30.00 | -12.43 | -8.88 | -2.68 | 2.26  | 5.67  | 9.55  | 13.03 | 17.94 | 21.92 | 25.10 | 28.14 | 33.29 |
| QUOTE PROGETTO            |        |        |       | 20.70 | 21.60 | 20.88 | 20.78 |       |       |       |       |       |       |
| DIST.PROGRESSIVE PROGETTO |        |        |       | -4.35 | 0.00  | 1.78  | 5.21  |       |       |       |       |       |       |
| DISTANZA BINARI           |        |        |       |       | 0.00  | 3.56  |       |       |       |       |       |       |       |

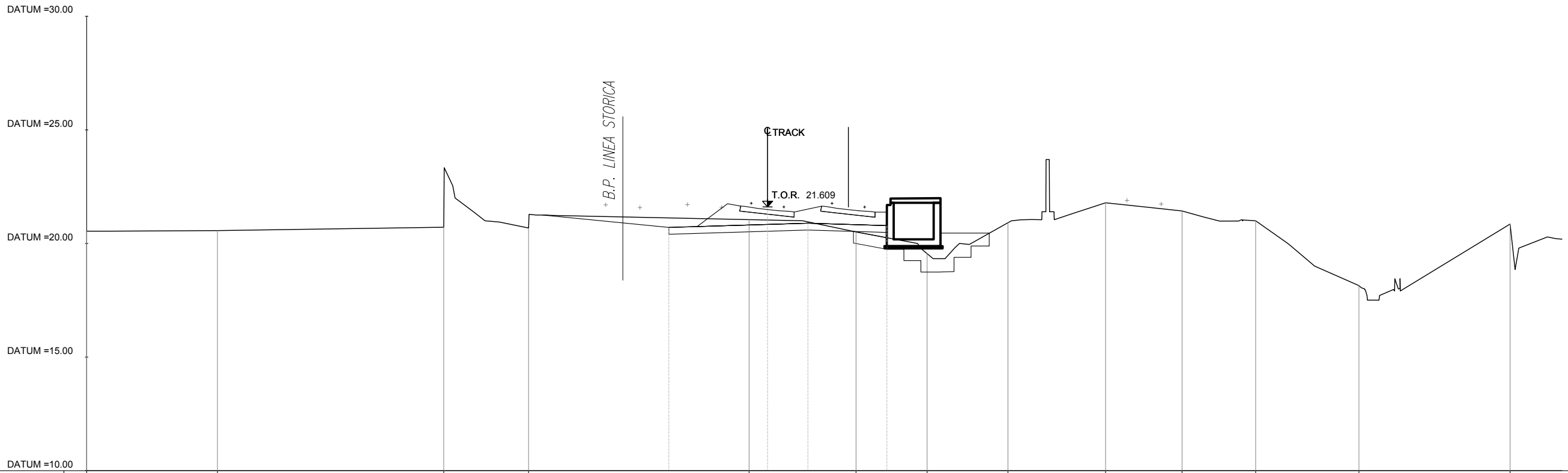
| AREA             |      |
|------------------|------|
| Scavo:           | 4.45 |
| Rilevato:        | 0.63 |
| Ballast:         | 4.29 |
| SubBallast:      | 0.00 |
| SuperCompattato: | 2.87 |
| Stradello:       | 0.00 |
| Inerbimento:     | 0.00 |
| Scotico:         | 0.48 |
|                  |      |
|                  |      |



PROG 00+240.00  
SEZ. RI01P\_13

|                            |        |        |        |       |       |       |       |       |       |       |       |       |       |       |
|----------------------------|--------|--------|--------|-------|-------|-------|-------|-------|-------|-------|-------|-------|-------|-------|
| QUOTE TERRENO              | 20.73  | 20.72  | 20.73  | 20.48 | 20.71 | 21.00 | 19.73 | 20.81 | 21.43 | 21.41 | 20.99 | 18.88 | 18.18 | 18.16 |
| DIST. PROGRESSIVE TERRENO  | -30.00 | -16.81 | -13.12 | -9.38 | 3.23  | 6.25  | 10.33 | 13.79 | 17.43 | 20.50 | 23.65 | 26.69 | 34.03 |       |
| QUOTE PROGETTO             |        |        |        |       | 20.71 | 21.61 | 20.89 | 20.79 |       |       |       |       |       |       |
| DIST. PROGRESSIVE PROGETTO |        |        |        |       | -4.35 | -0.00 | 1.78  | 5.23  |       |       |       |       |       |       |
| DISTANZA BINARI            |        |        |        |       |       | -0.00 | 3.56  |       |       |       |       |       |       |       |

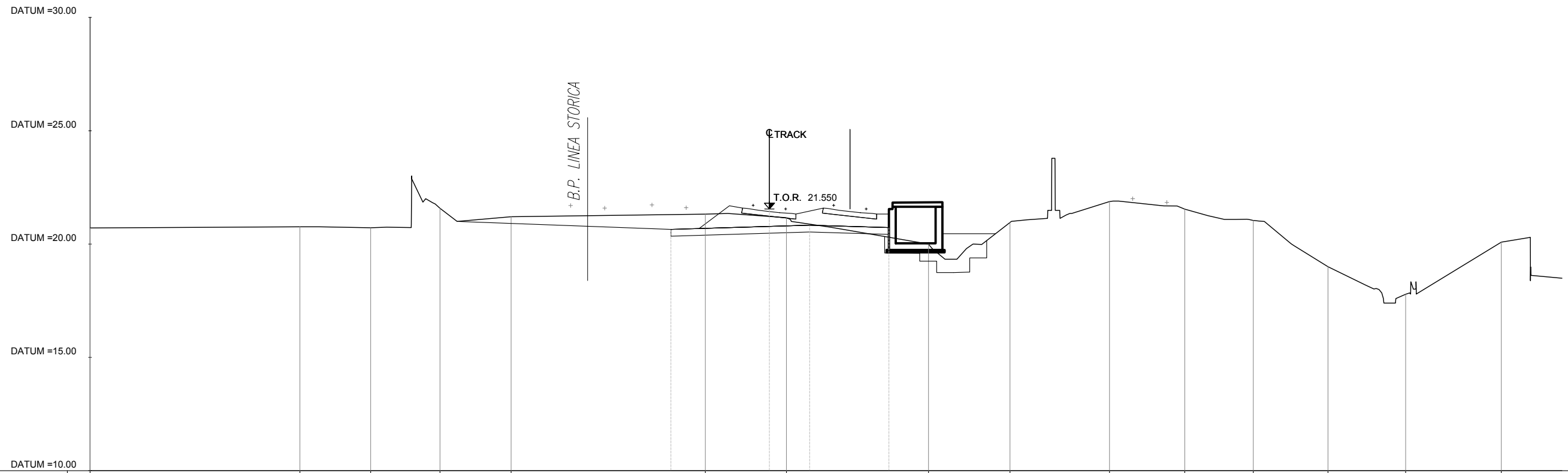
| AREA             |      |
|------------------|------|
| Scavo:           | 3.79 |
| Rilevato:        | 0.92 |
| Ballast:         | 4.34 |
| SubBallast:      | 0.00 |
| SuperCompattato: | 2.88 |
| Stradello:       | 0.00 |
| Inerbimento:     | 0.00 |
| Scotico:         | 0.75 |
|                  |      |
|                  |      |



PROG 00+260.00  
SEZ. RI01P\_14

|                            |        |        |        |        |  |       |       |       |       |       |       |       |       |       |
|----------------------------|--------|--------|--------|--------|--|-------|-------|-------|-------|-------|-------|-------|-------|-------|
| QUOTE TERRENO              | 20.54  | 20.57  | 20.72  | 20.68  |  | 21.05 | 20.51 | 19.55 | 20.92 | 21.79 | 21.43 | 21.00 | 18.15 | 20.86 |
| DIST. PROGRESSIVE TERRENO  | -30.00 | -24.24 | -14.27 | -10.53 |  | -0.81 | 3.90  | 7.03  | 10.59 | 14.89 | 18.26 | 21.51 | 26.06 | 32.72 |
| QUOTE PROGETTO             |        |        |        |        |  | 20.71 | 21.61 | 20.89 | 20.79 |       |       |       |       |       |
| DIST. PROGRESSIVE PROGETTO |        |        |        |        |  | -4.35 | 0.00  | 1.78  | 5.26  |       |       |       |       |       |
| DISTANZA BINARI            |        |        |        |        |  | 0.00  | 3.56  |       |       |       |       |       |       |       |

| AREA             |      |
|------------------|------|
| Scavo:           | 5.36 |
| Rilevato:        | 0.00 |
| Ballast:         | 4.37 |
| SubBallast:      | 0.00 |
| SuperCompattato: | 2.89 |
| Stradello:       | 0.00 |
| Inerbimento:     | 0.00 |
| Scotico:         | 0.00 |
|                  |      |
|                  |      |



PROG 00+280.00  
SEZ. RI01P\_15

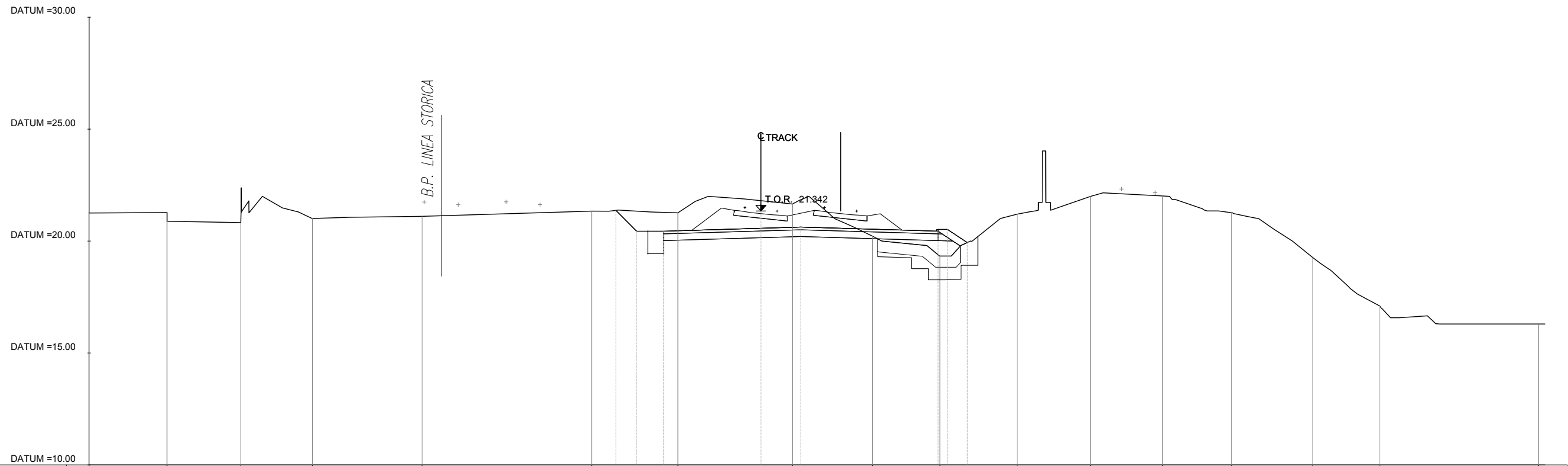
|                           |        |        |        |        |        |       |       |       |       |       |       |       |       |       |       |
|---------------------------|--------|--------|--------|--------|--------|-------|-------|-------|-------|-------|-------|-------|-------|-------|-------|
| QUOTE TERRENO             | 20.71  | 20.76  | 20.72  | 21.58  | 21.21  | 21.32 | 21.17 | 20.00 | 20.95 | 21.88 | 21.54 | 21.04 | 19.00 | 17.78 | 20.09 |
| DIST. PROGRESSIVE TERRENO | -30.00 | -20.73 | -17.61 | -14.55 | -11.40 | -2.83 | 0.75  | 7.03  | 10.62 | 15.02 | 18.34 | 21.37 | 24.67 | 28.10 | 32.32 |
| QUOTE PROGETTO            |        |        |        |        |        | 20.65 | 21.55 | 20.83 | 20.73 |       |       |       |       |       |       |
| DIST.PROGRESSIVE PROGETTO |        |        |        |        |        | -4.35 | 0.00  | 1.78  | 5.28  |       |       |       |       |       |       |
| DISTANZA BINARI           |        |        |        |        |        |       | 0.00  | 3.56  |       |       |       |       |       |       |       |







| AREA             |       |
|------------------|-------|
| Scavo:           | 15.13 |
| Rilevato:        | 3.12  |
| Ballast:         | 4.74  |
| SubBallast:      | 1.48  |
| SuperCompattato: | 3.81  |
| Stradello:       | 0.00  |
| Inerbimento:     | 0.35  |
| Scotico:         | 2.02  |
|                  |       |
|                  |       |



PROG 00+340.00  
SEZ. RI01P\_18

|                           |        |        |        |        |        |       |       |       |       |       |       |       |       |       |       |       |       |
|---------------------------|--------|--------|--------|--------|--------|-------|-------|-------|-------|-------|-------|-------|-------|-------|-------|-------|-------|
| QUOTE TERRENO             | 21.25  | 21.27  | 20.83  | 21.00  | 21.11  | 21.34 | 21.26 | 21.66 | 20.22 | 19.33 | 21.20 | 22.00 | 22.01 | 21.27 | 19.27 | 17.09 | 16.30 |
| DIST. PROGRESSIVE TERRENO | -30.00 | -26.52 | -23.22 | -20.02 | -15.13 | -7.55 | -3.71 | 1.41  | 4.98  | 7.99  | 11.44 | 14.72 | 17.93 | 21.02 | 24.63 | 27.63 | 34.73 |
| QUOTE PROGETTO            |        |        |        |        |        | 21.37 | 20.44 | 20.44 | 21.34 | 20.62 | 20.44 | 20.52 | 19.93 |       |       |       |       |
| DIST.PROGRESSIVE PROGETTO |        |        |        |        |        | -6.48 | -5.55 | -4.35 | 0.00  | 1.78  | 7.91  | 8.33  | 9.21  |       |       |       |       |
| DISTANZA BINARI           |        |        |        |        |        |       |       |       | 0.00  | 3.56  |       |       |       |       |       |       |       |





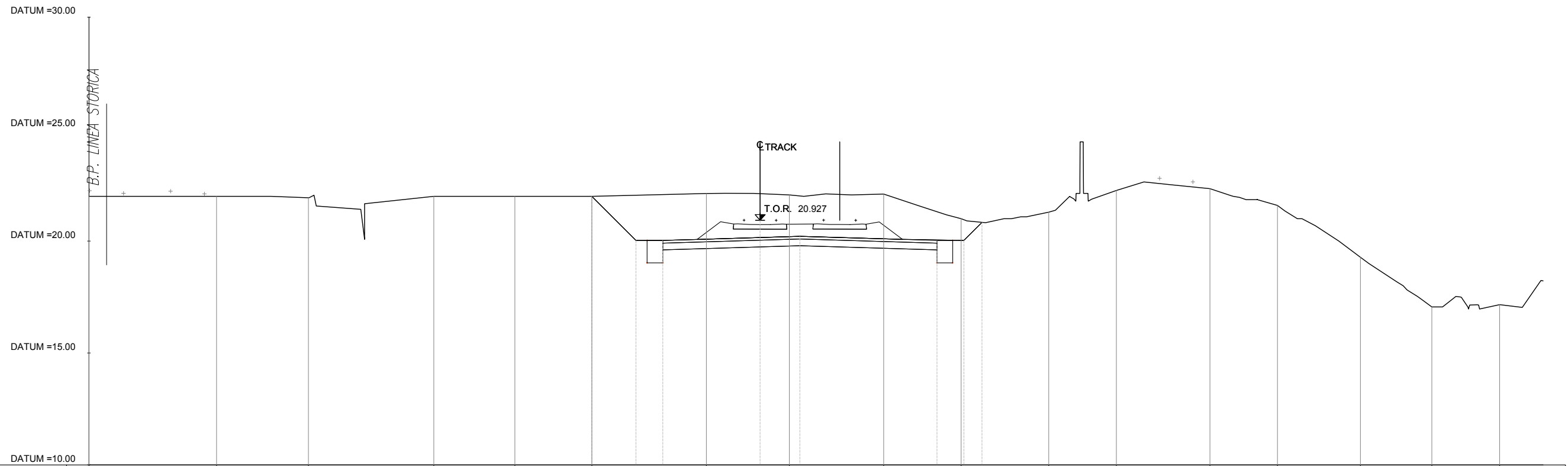








| AREA             |       |
|------------------|-------|
| Scavo:           | 35.92 |
| Rilevato:        | 0.00  |
| Ballast:         | 4.03  |
| SubBallast:      | 1.47  |
| SuperCompattato: | 3.68  |
| Stradello:       | 0.00  |
| Inerbimento:     | 0.00  |
| Scotico:         | 0.00  |
|                  |       |
|                  |       |

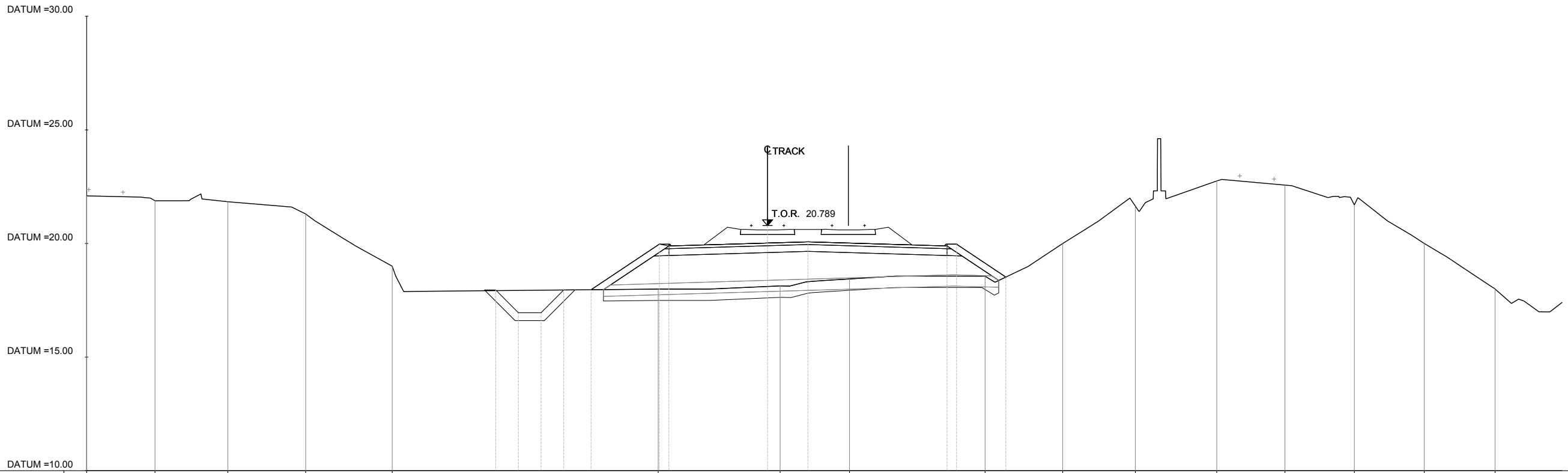


PROG 00+460.00  
SEZ. RI01P\_24

|                           |        |        |        |        |        |       |       |       |       |       |       |       |       |       |       |       |       |
|---------------------------|--------|--------|--------|--------|--------|-------|-------|-------|-------|-------|-------|-------|-------|-------|-------|-------|-------|
| QUOTE TERRENO             | 22.00  | 22.00  | 21.93  | 22.00  | 22.00  | 22.00 | 22.13 | 22.06 | 22.10 | 21.00 | 21.29 | 22.26 | 22.34 | 21.59 | 19.28 | 17.06 | 17.16 |
| DIST. PROGRESSIVE TERRENO | -30.00 | -24.30 | -20.19 | -14.58 | -10.96 | -7.52 | -2.40 | 1.31  | 5.53  | 8.99  | 12.90 | 15.92 | 20.11 | 23.13 | 26.83 | 30.03 | 33.06 |
| QUOTE PROGETTO            |        |        |        |        |        | 22.00 | 20.03 | 20.03 | 20.93 | 20.21 | 20.03 | 20.03 | 20.84 |       |       |       |       |
| DIST.PROGRESSIVE PROGETTO |        |        |        |        |        | -7.52 | -5.55 | -4.35 | 0.00  | 1.78  | 7.91  | 9.11  | 9.92  |       |       |       |       |
| DISTANZA BINARI           |        |        |        |        |        |       |       |       | 0.00  | 3.56  |       |       |       |       |       |       |       |



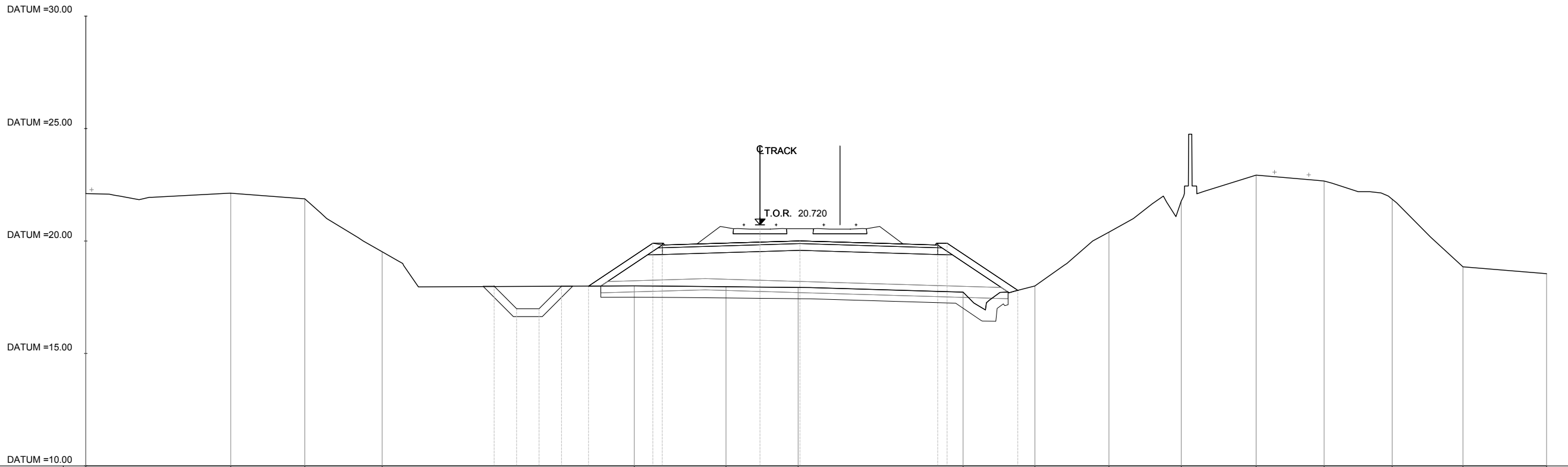
| AREA             |       |
|------------------|-------|
| Scavo:           | 3.51  |
| Rilevato:        | 28.34 |
| Ballast:         | 4.00  |
| SubBallast:      | 1.49  |
| SuperCompattato: | 3.93  |
| Stradello:       | 0.00  |
| Inerbimento:     | 1.90  |
| Scotico:         | 8.78  |
|                  |       |
|                  |       |



PROG 00+500.00  
SEZ. RI01P\_26

|                           |        |        |        |        |        |        |        |       |       |       |       |       |       |       |       |       |       |
|---------------------------|--------|--------|--------|--------|--------|--------|--------|-------|-------|-------|-------|-------|-------|-------|-------|-------|-------|
| QUOTE TERRENO             | 22.10  | 21.88  | 21.84  | 21.30  | 19.00  | 17.99  | 18.13  | 18.44 | 18.56 | 20.00 | 21.65 | 22.75 | 22.57 | 21.70 | 20.00 | 18.00 |       |
| DIST. PROGRESSIVE TERRENO | -30.00 | -26.99 | -23.78 | -20.35 | -16.54 | -4.82  | 0.55   | 3.61  | 9.58  | 13.01 | 16.20 | 19.79 | 22.79 | 25.85 | 28.93 | 32.06 |       |
| QUOTE PROGETTO            |        |        |        |        |        | 17.95  | 16.95  | 16.95 | 17.95 | 17.97 | 19.97 | 19.89 | 20.79 | 20.07 | 19.89 | 19.97 | 18.52 |
| DIST.PROGRESSIVE PROGETTO |        |        |        |        |        | -11.98 | -10.98 | -9.98 | -8.98 | -7.78 | -4.77 | -4.35 | 0.00  | 1.78  | 7.91  | 8.33  | 10.50 |
| DISTANZA BINARI           |        |        |        |        |        |        |        |       |       |       | 0.00  |       |       |       |       |       | 3.56  |

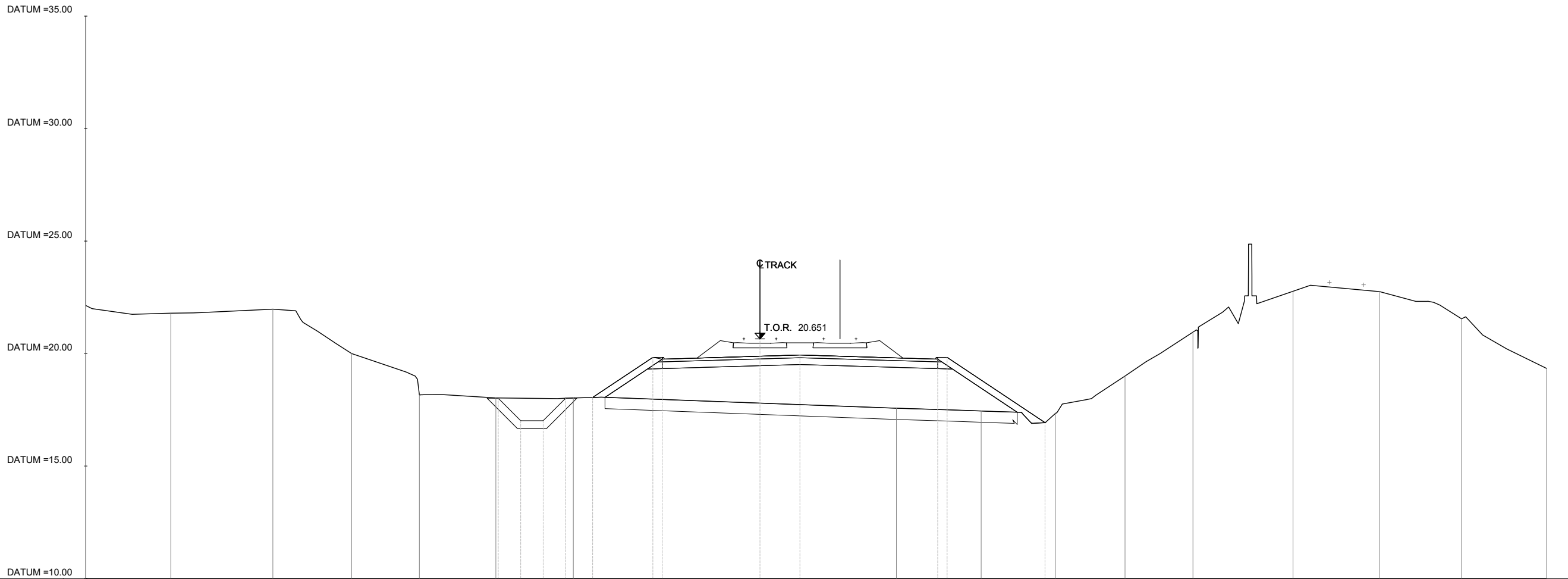
| AREA             |       |
|------------------|-------|
| Scavo:           | 3.54  |
| Rilevato:        | 35.66 |
| Ballast:         | 4.00  |
| SubBallast:      | 1.49  |
| SuperCompattato: | 3.93  |
| Stradello:       | 0.00  |
| Inerbimento:     | 2.18  |
| Scotico:         | 10.04 |
|                  |       |
|                  |       |



PROG 00+520.00  
SEZ. RI01P\_27

|                           |        |        |        |        |       |        |        |       |       |       |       |       |       |       |       |       |       |      |
|---------------------------|--------|--------|--------|--------|-------|--------|--------|-------|-------|-------|-------|-------|-------|-------|-------|-------|-------|------|
| QUOTE TERRENO             | 22.11  | 22.13  | 21.88  | 19.52  | 18.00 | 17.97  | 17.94  | 17.73 | 18.00 | 20.40 | 21.78 | 22.93 | 22.67 | 21.86 | 18.85 | 18.55 |       |      |
| DIST. PROGRESSIVE TERRENO | -30.00 | -23.55 | -20.25 | -16.81 | -5.59 | -1.51  | 1.70   | 9.04  | 12.23 | 15.53 | 18.74 | 22.08 | 25.10 | 28.13 | 31.28 | 35.00 |       |      |
| QUOTE PROGETTO            |        |        |        |        |       | 17.99  | 16.99  | 16.99 | 17.99 | 18.00 | 19.90 | 19.82 | 20.72 | 20.00 | 19.82 | 19.90 | 17.81 |      |
| DIST.PROGRESSIVE PROGETTO |        |        |        |        |       | -11.83 | -10.83 | -9.83 | -8.83 | -7.63 | -4.77 | -4.35 | 0.00  | 1.78  | 7.91  | 8.33  | 11.47 |      |
| DISTANZA BINARI           |        |        |        |        |       |        |        |       |       |       |       |       |       |       |       |       | 0.00  | 3.56 |

| AREA             |       |
|------------------|-------|
| Scavo:           | 3.57  |
| Rilevato:        | 35.86 |
| Ballast:         | 4.00  |
| SubBallast:      | 1.49  |
| SuperCompattato: | 3.93  |
| Stradello:       | 0.00  |
| Inerbimento:     | 2.51  |
| Scotico:         | 9.17  |
|                  |       |
|                  |       |

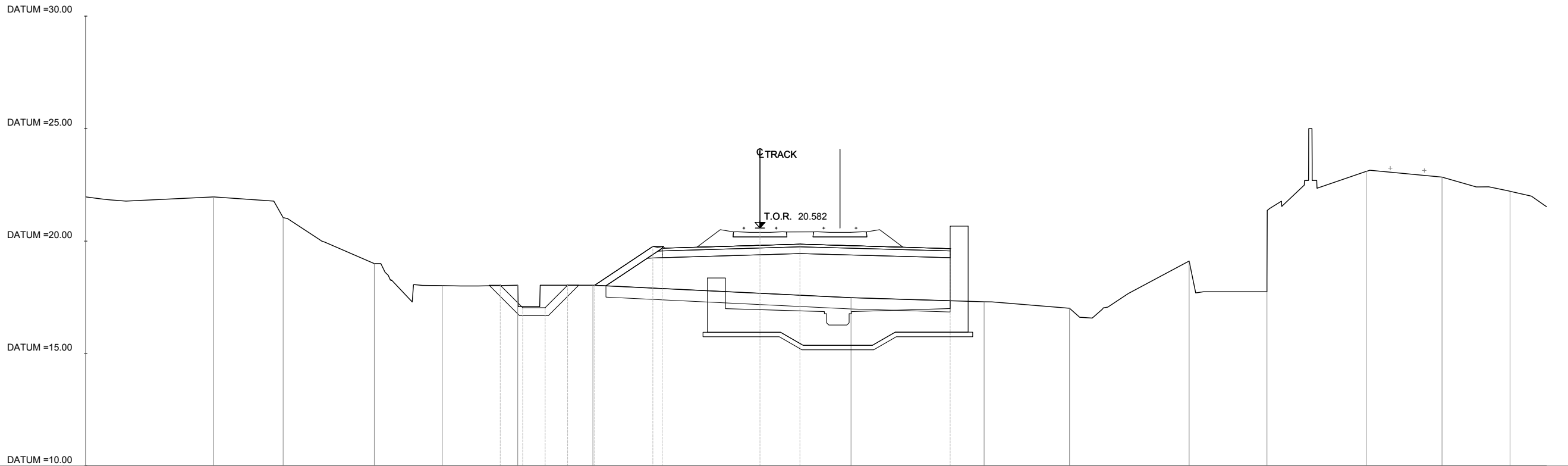


PROG 00+540.00  
SEZ. RI01P\_28

|                            |        |        |        |        |        |        |        |       |       |       |       |       |       |       |       |       |       |     |
|----------------------------|--------|--------|--------|--------|--------|--------|--------|-------|-------|-------|-------|-------|-------|-------|-------|-------|-------|-----|
| QUOTE TERRENO              | 22.13  | 21.79  | 21.97  | 20.00  | 18.17  | 18.03  | 18.03  | 17.57 | 17.45 | 17.34 | 19.00 | 20.95 | 22.77 | 22.75 | 21.55 | 19.34 |       |     |
| DIST. PROGRESSIVE TERRENO  | -30.00 | -26.22 | -21.68 | -18.17 | -15.15 | -11.75 | -8.31  | 6.07  | 9.84  | 13.14 | 16.24 | 19.27 | 23.72 | 27.58 | 31.22 | 35.00 |       |     |
| QUOTE PROGETTO             |        |        |        |        |        | 18.02  | 17.02  | 17.02 | 18.02 | 18.05 | 19.83 | 19.75 | 20.65 | 19.94 | 19.83 | 16.93 |       |     |
| DIST. PROGRESSIVE PROGETTO |        |        |        |        |        | -11.65 | -10.65 | -9.65 | -8.65 | -7.45 | -4.77 | -4.35 | 0.00  | 1.78  | 7.91  | 8.33  | 12.68 |     |
| DISTANZA BINARI            |        |        |        |        |        |        |        |       |       |       |       |       |       |       |       |       | .00   | .56 |



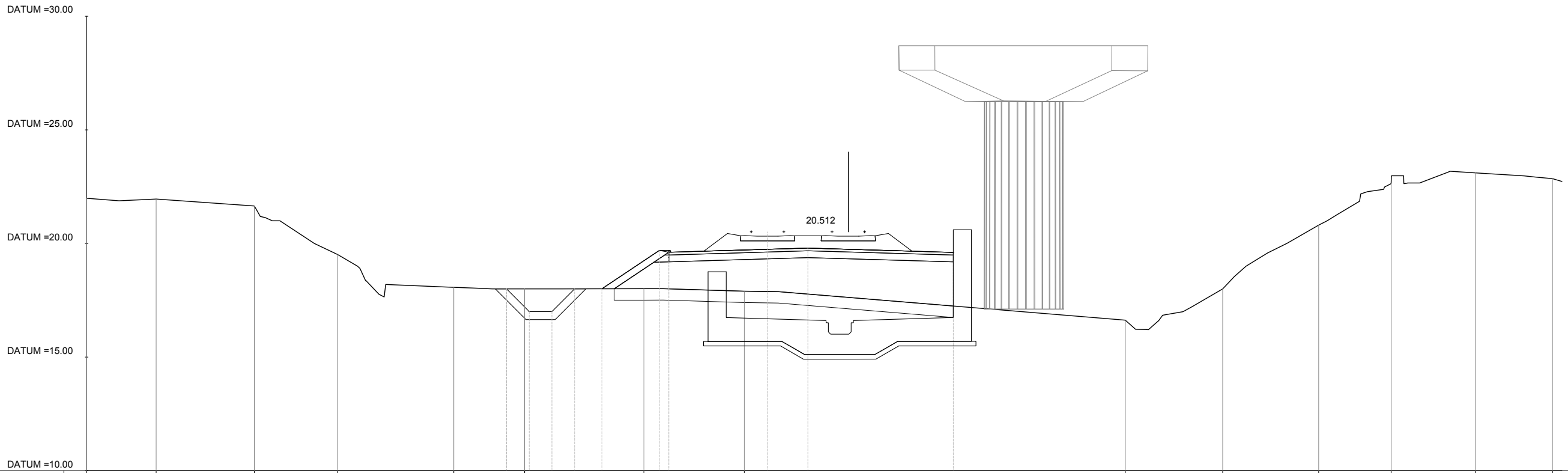
| AREA             |       |
|------------------|-------|
| Scavo:           | 2.62  |
| Rilevato:        | 32.32 |
| Ballast:         | 4.00  |
| SubBallast:      | 1.49  |
| SuperCompattato: | 3.97  |
| Stradello:       | 0.00  |
| Inerbimento:     | 0.94  |
| Scotico:         | 7.67  |
|                  |       |
|                  |       |



PROG 00+560.00  
SEZ. RI01P\_30

|                           |        |        |        |        |        |        |        |       |       |       |       |       |       |       |       |
|---------------------------|--------|--------|--------|--------|--------|--------|--------|-------|-------|-------|-------|-------|-------|-------|-------|
| QUOTE TERRENO             | 21.96  | 21.97  | 21.05  | 19.00  | 18.02  | 18.04  | 18.04  | 17.48 | 17.30 | 17.01 | 19.11 | 17.75 | 23.10 | 22.84 | 22.21 |
| DIST. PROGRESSIVE TERRENO | -30.00 | -24.31 | -21.22 | -17.16 | -14.14 | -10.78 | -7.44  | 4.05  | 9.97  | 13.78 | 19.10 | 22.56 | 26.97 | 30.35 | 33.37 |
| QUOTE PROGETTO            |        |        |        |        |        | 18.04  | 17.04  | 17.04 | 18.04 | 18.04 | 19.76 | 19.68 | 20.58 | 19.87 | 19.67 |
| DIST.PROGRESSIVE PROGETTO |        |        |        |        |        | -11.56 | -10.56 | -9.56 | -8.56 | -7.36 | -4.77 | -4.35 | 0.00  | 1.78  | 8.46  |
| DISTANZA BINARI           |        |        |        |        |        |        |        |       |       |       | 0.00  | 3.56  |       |       |       |

| AREA             |       |
|------------------|-------|
| Scavo:           | 3.56  |
| Rilevato:        | 29.07 |
| Ballast:         | 4.00  |
| SubBallast:      | 1.49  |
| SuperCompattato: | 3.89  |
| Stradello:       | 0.00  |
| Inerbimento:     | 0.91  |
| Scotico:         | 7.48  |
|                  |       |
|                  |       |

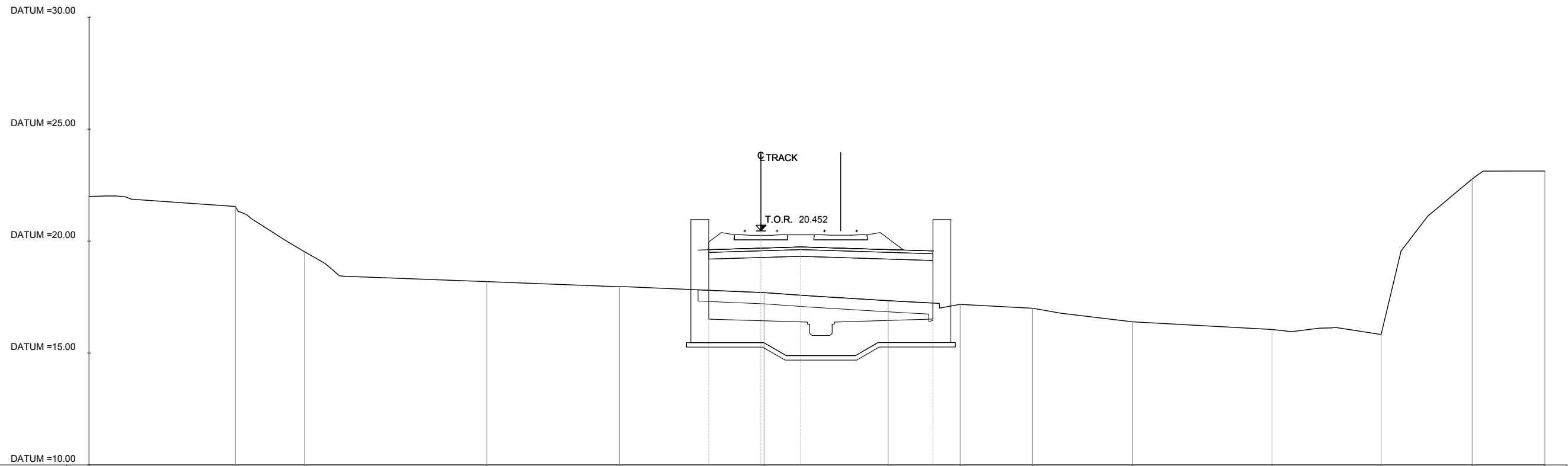


PROG 00+580.00  
SEZ. RI01P\_31

|                           |        |        |        |        |        |        |        |       |       |       |       |       |       |       |       |
|---------------------------|--------|--------|--------|--------|--------|--------|--------|-------|-------|-------|-------|-------|-------|-------|-------|
| QUOTE TERRENO             | 21.99  | 21.96  | 21.65  | 19.51  | 18.07  | 18.00  | 18.01  | 17.90 | 16.63 | 18.00 | 20.81 | 22.63 | 23.11 | 22.85 |       |
| DIST. PROGRESSIVE TERRENO | -30.00 | -26.94 | -22.61 | -18.94 | -13.82 | -10.70 | -5.45  | -1.03 | 15.76 | 20.05 | 24.28 | 27.48 | 31.19 | 34.58 |       |
| QUOTE PROGETTO            |        |        |        |        |        | 18.00  | 17.00  | 17.00 | 18.00 | 18.01 | 19.69 | 19.61 | 20.51 | 19.80 | 19.61 |
| DIST.PROGRESSIVE PROGETTO |        |        |        |        |        | -11.50 | -10.50 | -9.50 | -8.50 | -7.30 | -4.77 | -4.35 | 0.00  | 1.78  | 8.18  |
| DISTANZA BINARI           |        |        |        |        |        |        |        |       |       |       |       |       |       | 0.00  | 3.56  |



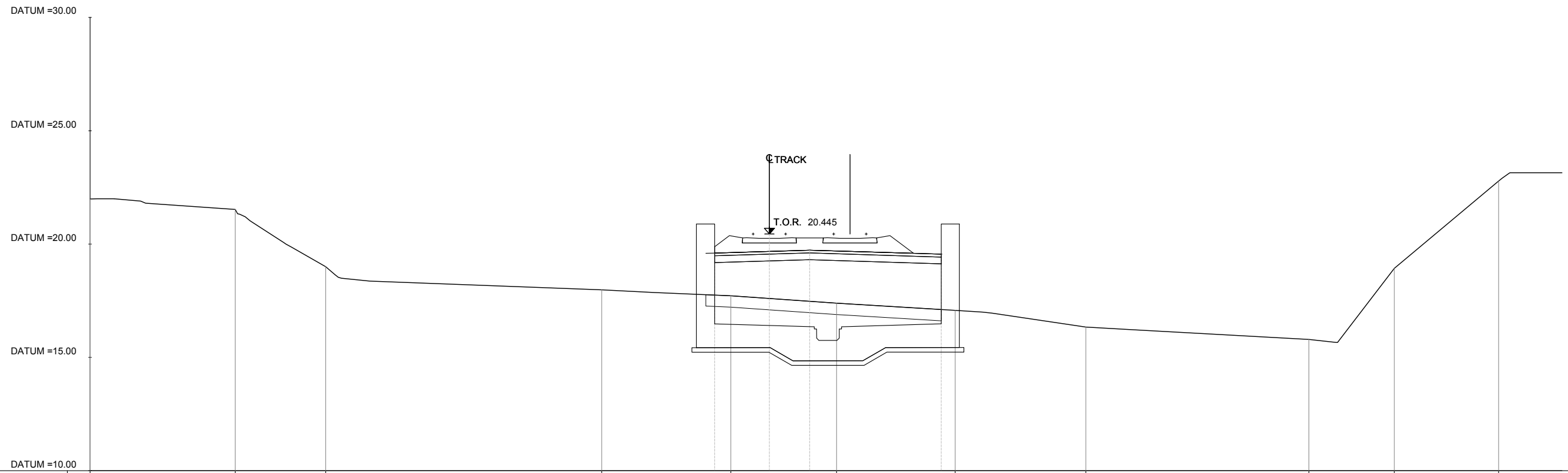
| AREA             |       |
|------------------|-------|
| Scavo:           | 0.00  |
| Rilevato:        | 23.32 |
| Ballast:         | 4.00  |
| SubBallast:      | 1.22  |
| SuperCompattato: | 3.00  |
| Stradello:       | 0.00  |
| Inerbimento:     | 0.00  |
| Scotico:         | 5.31  |
|                  |       |
|                  |       |



PROG 00+597.50  
SEZ. RI01P\_32

|                           |        |        |        |        |       |       |       |       |       |       |       |       |       |       |
|---------------------------|--------|--------|--------|--------|-------|-------|-------|-------|-------|-------|-------|-------|-------|-------|
| QUOTE TERRENO             | 22.00  | 21.54  | 19.52  | 18.19  | 17.96 | 17.70 | 17.34 | 17.17 | 17.00 | 16.39 | 16.05 | 15.83 | 22.77 | 23.13 |
| DIST. PROGRESSIVE TERRENO | -30.00 | -23.47 | -20.38 | -12.23 | -6.32 | 0.14  | 5.68  | 8.90  | 12.12 | 16.59 | 22.82 | 27.69 | 31.76 | 35.00 |
| QUOTE PROGETTO            |        |        |        |        |       | 19.61 | 20.45 | 19.74 |       |       |       |       |       |       |
| DIST.PROGRESSIVE PROGETTO |        |        |        |        |       | -2.33 | 0.00  | 1.78  |       |       |       |       |       |       |
| DISTANZA BINARI           |        |        |        |        |       | 0.00  | 3.56  |       |       |       |       |       |       |       |

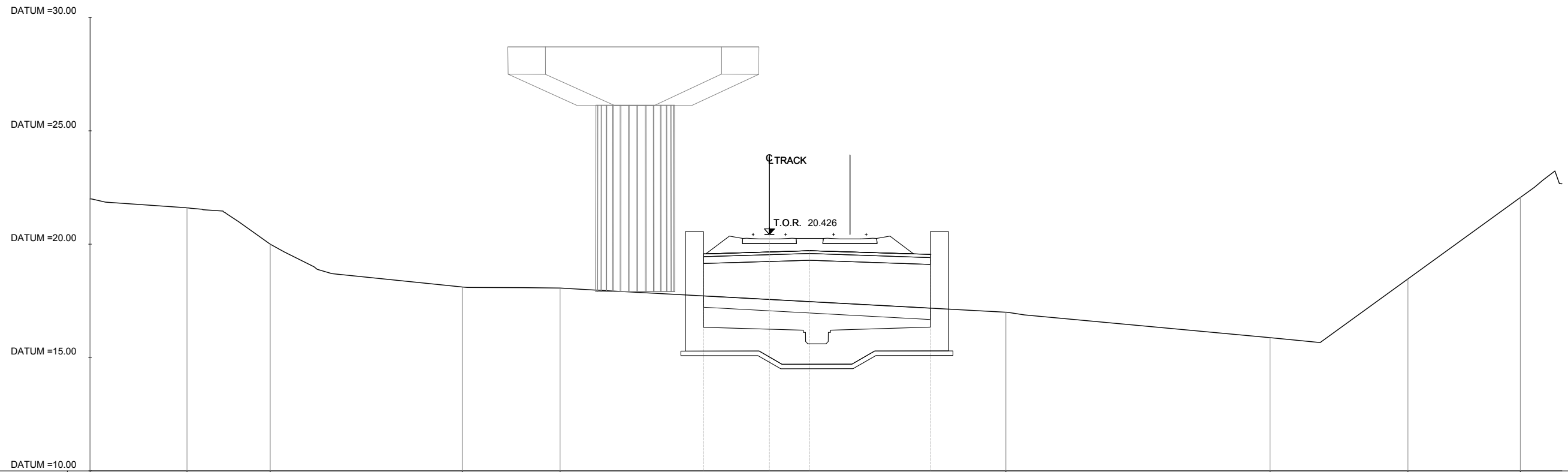
| AREA             |       |
|------------------|-------|
| Scavo:           | 0.00  |
| Rilevato:        | 23.96 |
| Ballast:         | 4.00  |
| SubBallast:      | 1.23  |
| SuperCompattato: | 3.00  |
| Stradello:       | 0.00  |
| Inerbimento:     | 0.00  |
| Scotico:         | 5.21  |
|                  |       |
|                  |       |



PROG 00+600.00  
SEZ. RI01P\_33

|                           |        |        |        |       |       |       |       |       |       |       |       |
|---------------------------|--------|--------|--------|-------|-------|-------|-------|-------|-------|-------|-------|
| QUOTE TERRENO             | 21.99  | 21.53  | 19.00  | 17.98 | 17.72 | 17.39 | 17.08 | 16.34 | 15.79 | 18.93 | 22.78 |
| DIST. PROGRESSIVE TERRENO | -30.00 | -23.59 | -19.59 | -7.40 | -1.70 | 2.97  | 8.21  | 13.97 | 23.82 | 27.60 | 32.20 |
| QUOTE PROGETTO            |        |        |        |       | 19.60 | 20.45 | 19.73 | 19.56 |       |       |       |
| DIST.PROGRESSIVE PROGETTO |        |        |        |       | -2.42 | 0.00  | 1.78  | 7.59  |       |       |       |
| DISTANZA BINARI           |        |        |        |       | 0.00  | 3.56  |       |       |       |       |       |

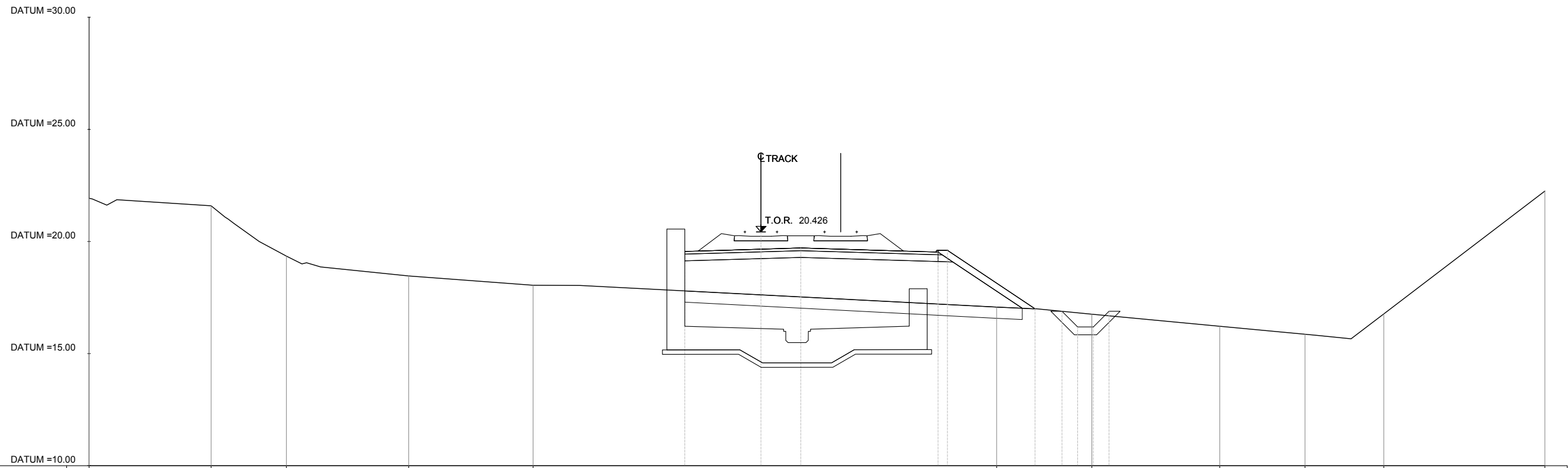
| AREA             |       |
|------------------|-------|
| Scavo:           | 0.00  |
| Rilevato:        | 22.64 |
| Ballast:         | 4.00  |
| SubBallast:      | 1.27  |
| SuperCompattato: | 3.01  |
| Stradello:       | 0.00  |
| Inerbimento:     | 0.00  |
| Scotico:         | 5.01  |
|                  |       |
|                  |       |



PROG 00+611.00  
SEZ. RI01P\_34

|                            |        |        |        |        |       |  |       |       |       |       |       |
|----------------------------|--------|--------|--------|--------|-------|--|-------|-------|-------|-------|-------|
| QUOTE TERRENO              | 21.99  | 21.60  | 20.00  | 18.11  | 18.07 |  |       | 17.00 | 15.88 | 18.47 | 22.06 |
| DIST. PROGRESSIVE TERRENO  | -30.00 | -25.72 | -22.04 | -13.57 | -9.24 |  |       | 10.44 | 22.11 | 28.20 | 33.16 |
| QUOTE PROGETTO             |        |        |        |        |       |  | 19.57 | 20.43 | 19.71 |       | 19.55 |
| DIST. PROGRESSIVE PROGETTO |        |        |        |        |       |  | -2.91 | 0.00  | 1.78  |       | 7.11  |
| DISTANZA BINARI            |        |        |        |        |       |  |       | 0.00  |       |       | 3.56  |

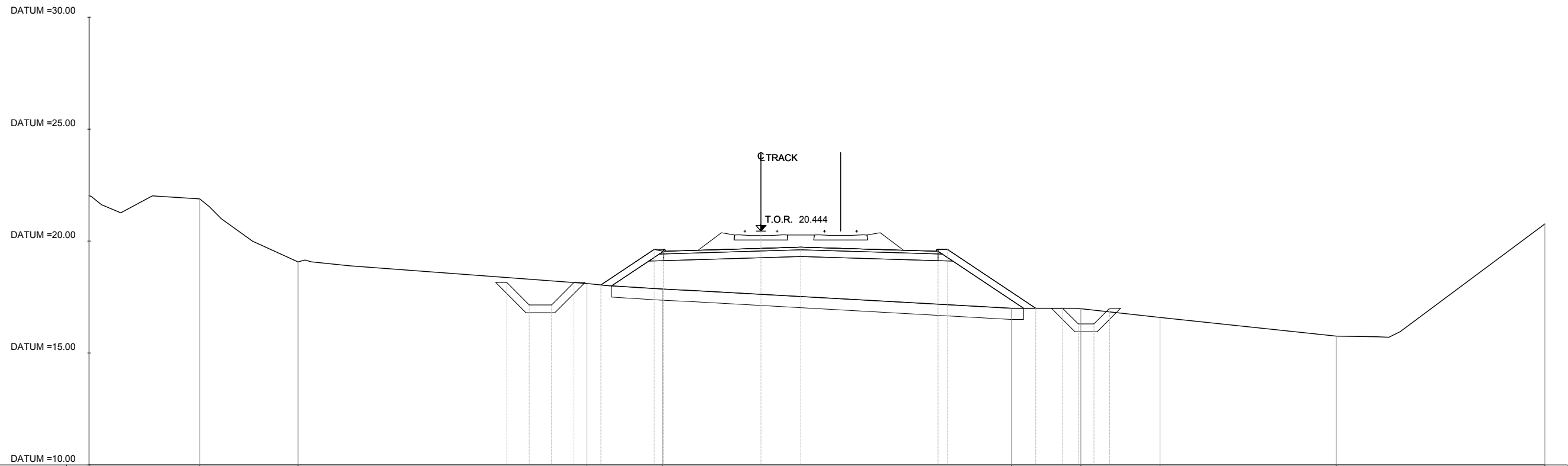
| AREA             |       |
|------------------|-------|
| Scavo:           | 1.85  |
| Rilevato:        | 30.99 |
| Ballast:         | 4.00  |
| SubBallast:      | 1.37  |
| SuperCompattato: | 3.52  |
| Stradello:       | 0.00  |
| Inerbimento:     | 1.40  |
| Scotico:         | 7.54  |
|                  |       |
|                  |       |



PROG 00+620.00  
SEZ. RI01P\_35

|                            |        |        |        |        |        |  |       |       |       |                |       |       |       |                |
|----------------------------|--------|--------|--------|--------|--------|--|-------|-------|-------|----------------|-------|-------|-------|----------------|
| QUOTE TERRENO              | 21.93  | 21.59  | 19.35  | 18.46  | 18.05  |  |       |       | 17.08 | 16.76          | 16.22 | 15.86 | 16.77 | 22.25          |
| DIST. PROGRESSIVE TERRENO  | -30.00 | -24.55 | -21.19 | -15.73 | -10.17 |  |       |       | 10.52 | 14.77          | 20.48 | 24.29 | 27.81 | 35.00          |
| QUOTE PROGETTO             |        |        |        |        |        |  | 19.56 | 20.43 | 19.71 | 19.53<br>19.61 | 17.00 | 16.89 | 16.19 | 16.19<br>16.89 |
| DIST. PROGRESSIVE PROGETTO |        |        |        |        |        |  | -3.40 | 0.00  | 1.78  | 7.91<br>8.33   | 12.24 | 13.44 | 14.14 | 14.84<br>15.54 |
| DISTANZA BINARI            |        |        |        |        |        |  |       | 0.00  | 3.56  |                |       |       |       |                |

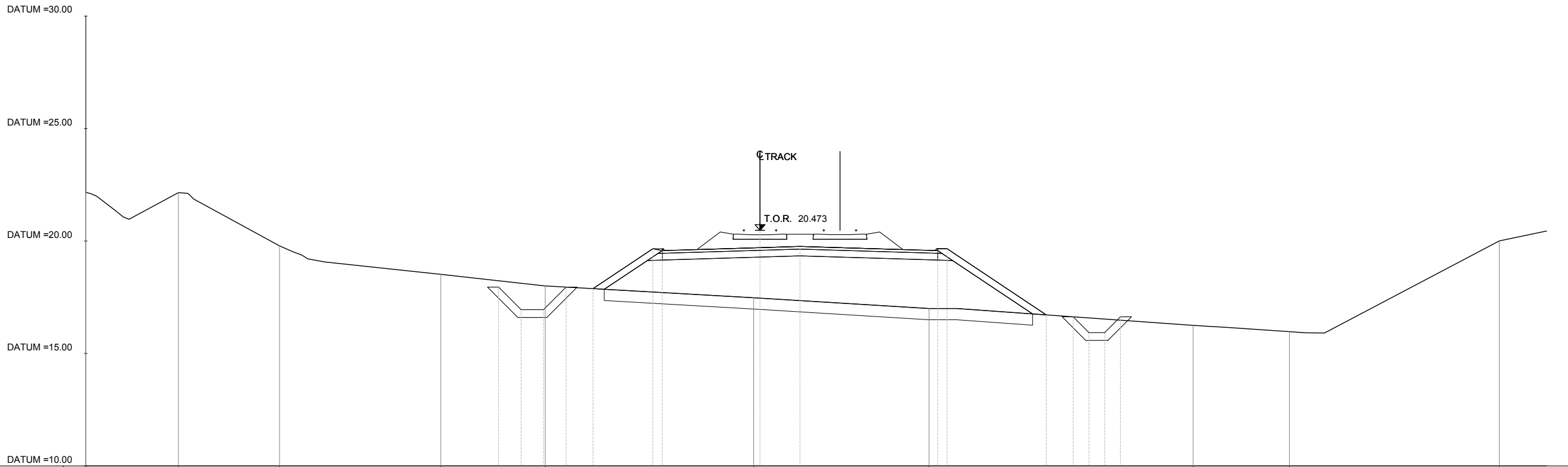
| AREA             |       |
|------------------|-------|
| Scavo:           | 5.96  |
| Rilevato:        | 36.21 |
| Ballast:         | 4.00  |
| SubBallast:      | 1.49  |
| SuperCompattato: | 3.93  |
| Stradello:       | 0.00  |
| Inerbimento:     | 2.28  |
| Scotico:         | 9.21  |
|                  |       |
|                  |       |



PROG 00+631.00  
SEZ. RI01P\_36

|                           |        |        |        |        |        |       |       |       |       |       |       |       |       |       |       |       |       |       |       |
|---------------------------|--------|--------|--------|--------|--------|-------|-------|-------|-------|-------|-------|-------|-------|-------|-------|-------|-------|-------|-------|
| QUOTE TERRENO             | 22.03  | 21.88  | 19.07  | 18.11  | 17.86  | 17.00 | 16.98 | 16.59 | 15.76 | 20.77 |       |       |       |       |       |       |       |       |       |
| DIST. PROGRESSIVE TERRENO | -30.00 | -25.06 | -20.67 | -7.77  | -4.40  | 11.18 | 14.28 | 17.82 | 25.69 | 35.00 |       |       |       |       |       |       |       |       |       |
| QUOTE PROGETTO            |        |        |        | 18.15  | 17.15  | 17.15 | 18.15 | 18.04 | 19.63 | 19.54 | 20.44 | 19.73 | 19.54 | 19.63 | 17.00 | 17.00 | 16.30 | 16.30 | 17.00 |
| DIST.PROGRESSIVE PROGETTO |        |        |        | -11.35 | -10.35 | -9.35 | -8.35 | -7.15 | -4.77 | -4.35 | 0.00  | 1.78  | 7.91  | 8.33  | 12.27 | 13.47 | 14.17 | 14.87 | 15.57 |
| DISTANZA BINARI           |        |        |        |        |        |       |       |       |       |       | 0.00  | 3.56  |       |       |       |       |       |       |       |

| AREA             |       |
|------------------|-------|
| Scavo:           | 6.00  |
| Rilevato:        | 40.28 |
| Ballast:         | 4.00  |
| SubBallast:      | 1.49  |
| SuperCompattato: | 3.93  |
| Stradello:       | 0.00  |
| Inerbimento:     | 2.54  |
| Scotico:         | 9.55  |
|                  |       |
|                  |       |



PROG 00+640.00  
SEZ. RI01P\_37

|                           |        |        |        |        |                                    |       |                |                |                |   |
|---------------------------|--------|--------|--------|--------|------------------------------------|-------|----------------|----------------|----------------|---|
| QUOTE TERRENO             | 22.16  | 22.15  | 19.79  | 18.52  | 18.00                              | 17.48 | 17.00          | 16.25          | 15.97          | 20.00                                     |
| DIST. PROGRESSIVE TERRENO | -30.00 | -25.88 | -21.38 | -14.20 | -9.55                              | -0.28 | 7.52           | 19.27          | 23.56          | 32.90                                     |
| QUOTE PROGETTO            |        |        |        |        | 17.95<br>16.95<br>16.95<br>17.95   | 17.88 | 19.66<br>19.57 | 20.47<br>19.76 | 19.57<br>19.66 | 16.72<br>16.63<br>15.93<br>15.93<br>16.63 |
| DIST.PROGRESSIVE PROGETTO |        |        |        |        | -11.63<br>-10.63<br>-9.63<br>-8.63 | -7.43 | -4.77<br>-4.35 | 0.00<br>1.78   | 7.91<br>8.33   | 12.74<br>13.94<br>14.64<br>15.34<br>16.04 |
| DISTANZA BINARI           |        |        |        |        |                                    |       | 0.00           | 3.56           |                |   |











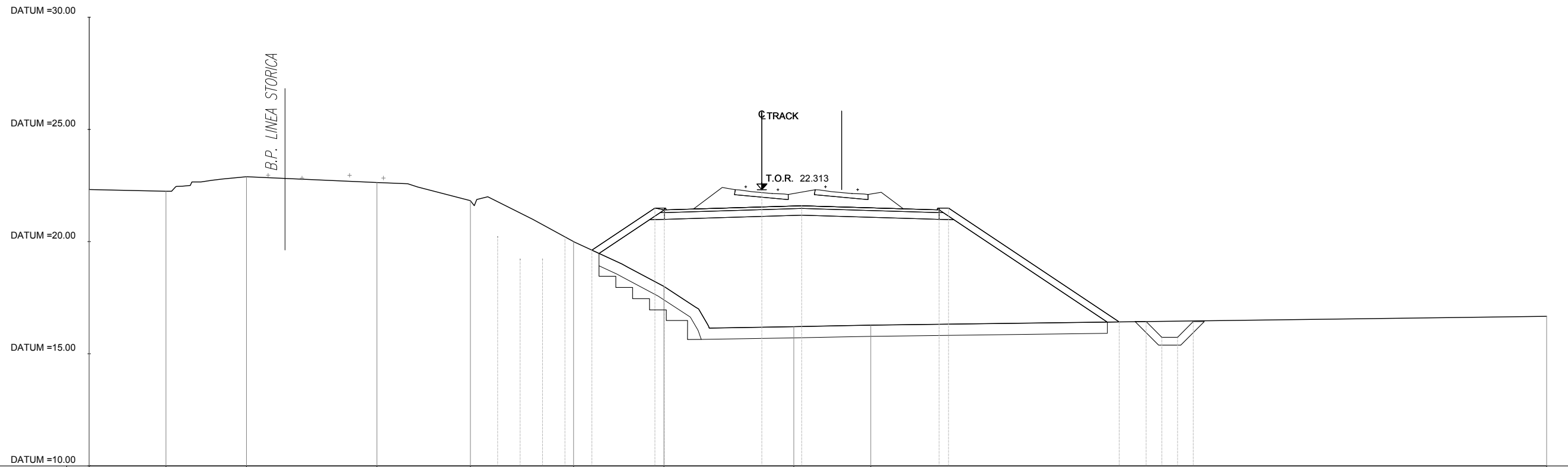








| AREA             |       |
|------------------|-------|
| Scavo:           | 8.94  |
| Rilevato:        | 93.06 |
| Ballast:         | 4.62  |
| SubBallast:      | 1.49  |
| SuperCompattato: | 3.93  |
| Stradello:       | 0.00  |
| Inerbimento:     | 3.79  |
| Scotico:         | 11.93 |
|                  |       |
|                  |       |



PROG 00+820.00  
SEZ. RI01P\_46

|                           |        |        |        |        |        |        |       |       |       |       |       |       |       |       |       |
|---------------------------|--------|--------|--------|--------|--------|--------|-------|-------|-------|-------|-------|-------|-------|-------|-------|
| QUOTE TERRENO             | 22.32  | 22.24  | 22.89  | 22.63  | 21.83  | 20.00  | 18.00 | 16.21 | 16.28 | 16.67 |       |       |       |       |       |
| DIST. PROGRESSIVE TERRENO | -30.00 | -26.57 | -22.99 | -17.17 | -13.00 | -8.39  | -4.37 | 1.42  | 4.86  | 35.00 |       |       |       |       |       |
| QUOTE PROGETTO            |        |        |        |        |        | 20.21  | 21.49 | 22.31 | 21.60 | 21.41 | 16.42 | 16.43 | 15.73 | 15.73 | 16.43 |
| DIST.PROGRESSIVE PROGETTO |        |        |        |        |        | -11.78 | -4.77 | 0.00  | 1.78  | 7.91  | 15.94 | 17.14 | 17.84 | 18.54 | 19.24 |
| DISTANZA BINARI           |        |        |        |        |        |        |       | 0.00  | 3.56  |       |       |       |       |       |       |





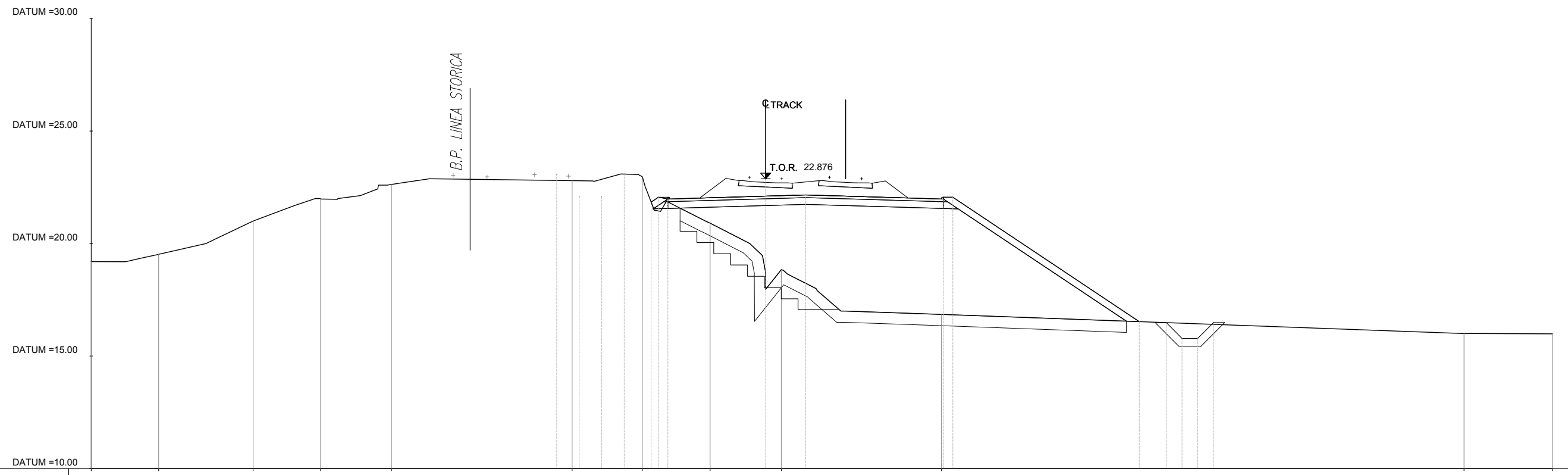






| AREA             |       |
|------------------|-------|
| Scavo:           | 4.94  |
| Rilevato:        | 70.11 |
| Ballast:         | 4.32  |
| SubBallast:      | 1.49  |
| SuperCompattato: | 3.93  |
| Stradello:       | 0.00  |
| Inerbimento:     | 3.17  |
| Scotico:         | 11.79 |
|                  |       |
|                  |       |

PROG 00+920.00  
SEZ. RI01P\_51



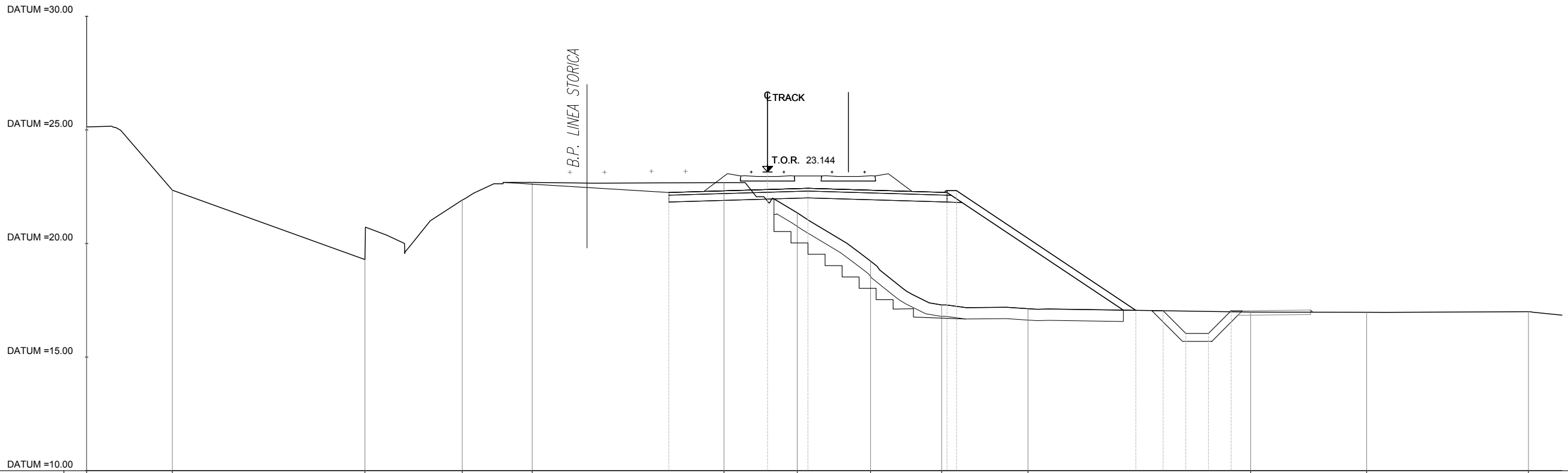
|                           |        |        |        |        |        |  |       |       |       |       |       |       |       |  |  |       |       |
|---------------------------|--------|--------|--------|--------|--------|--|-------|-------|-------|-------|-------|-------|-------|--|--|-------|-------|
| QUOTE TERRENO             | 19.19  | 19.52  | 21.00  | 22.00  | 22.63  |  | 22.79 | 22.97 | 20.91 | 18.84 |       | 16.85 |       |  |  | 16.00 | 15.99 |
| DIST. PROGRESSIVE TERRENO | -30.00 | -27.00 | -22.80 | -19.79 | -16.64 |  | -8.61 | -5.49 | -2.47 | 0.70  |       | 7.82  |       |  |  | 31.06 | 35.00 |
| QUOTE PROGETTO            |        |        |        |        |        |  | 23.08 | 22.08 | 22.08 | 23.08 | 21.84 | 21.84 | 21.98 |  |  |       |       |
| DIST.PROGRESSIVE PROGETTO |        |        |        |        |        |  | -9.29 | -8.29 | -7.29 | -6.29 | -5.09 | -4.35 |       |  |  |       |       |
| DISTANZA BINARI           |        |        |        |        |        |  |       |       |       | 0.00  | 1.78  |       |       |  |  |       |       |







| AREA             |       |
|------------------|-------|
| Scavo:           | 6.81  |
| Rilevato:        | 46.55 |
| Ballast:         | 4.00  |
| SubBallast:      | 1.48  |
| SuperCompattato: | 3.81  |
| Stradello:       | 0.62  |
| Inerbimento:     | 2.84  |
| Scotico:         | 8.41  |
|                  |       |
|                  |       |



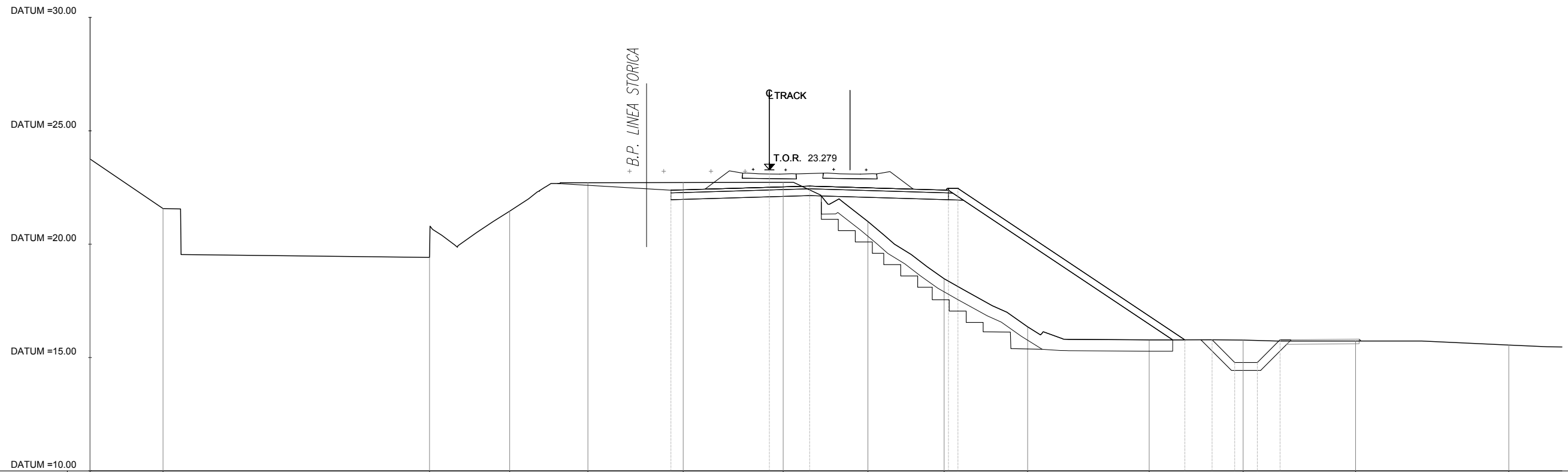
PROG 01+000.00  
SEZ. RI01P\_55

|                           |        |        |        |        |        |       |       |       |                |       |       |       |       |       |       |
|---------------------------|--------|--------|--------|--------|--------|-------|-------|-------|----------------|-------|-------|-------|-------|-------|-------|
| QUOTE TERRENO             | 25.13  | 22.35  | 19.29  | 21.91  | 22.69  | 22.68 | 21.35 | 19.22 | 17.30          | 17.13 | 16.98 | 16.97 | 17.00 |       |       |
| DIST. PROGRESSIVE TERRENO | -30.00 | -26.22 | -17.74 | -13.45 | -10.37 | -1.92 | 1.31  | 4.54  | 7.67           | 11.48 | 21.29 | 26.40 | 33.52 |       |       |
| QUOTE PROGETTO            |        |        |        |        |        | 22.25 | 23.14 | 22.43 | 22.25<br>22.33 |       | 17.06 | 17.04 | 16.04 | 16.04 | 17.04 |
| DIST.PROGRESSIVE PROGETTO |        |        |        |        |        | -4.35 | 0.00  | 1.78  | 7.91<br>8.33   |       | 16.23 | 17.43 | 18.43 | 19.43 | 20.43 |
| DISTANZA BINARI           |        |        |        |        |        |       | 0.00  | 3.56  |                |       |       |       |       |       |       |





| AREA             |       |
|------------------|-------|
| Scavo:           | 7.96  |
| Rilevato:        | 44.64 |
| Ballast:         | 4.09  |
| SubBallast:      | 1.48  |
| SuperCompattato: | 3.81  |
| Stradello:       | 0.62  |
| Inerbimento:     | 3.61  |
| Scotico:         | 8.83  |
|                  |       |
|                  |       |



PROG 01+040.00  
SEZ. RI01P\_57

|                            |        |        |  |        |        |       |       |       |       |       |       |       |       |       |       |
|----------------------------|--------|--------|--|--------|--------|-------|-------|-------|-------|-------|-------|-------|-------|-------|-------|
| QUOTE TERRENO              | 23.75  | 21.57  |  | 19.42  | 21.46  | 22.71 | 22.72 | 22.73 | 21.00 | 18.48 | 16.35 | 15.78 | 15.77 | 15.73 | 15.55 |
| DIST. PROGRESSIVE TERRENO  | -30.00 | -26.78 |  | -15.01 | -11.47 | -8.01 | -3.80 | 0.61  | 4.35  | 7.72  | 11.40 | 16.77 | 20.92 | 25.89 | 32.65 |
| QUOTE PROGETTO             |        |        |  |        |        |       | 22.38 | 23.28 | 22.56 | 22.38 |       | 15.78 | 15.78 | 14.78 | 14.78 |
| DIST. PROGRESSIVE PROGETTO |        |        |  |        |        |       | -4.35 | 0.00  | 1.78  | 7.91  |       | 18.35 | 19.55 | 20.55 | 21.55 |
| DISTANZA BINARI            |        |        |  |        |        |       |       | 0.00  | 3.56  |       |       |       |       |       |       |

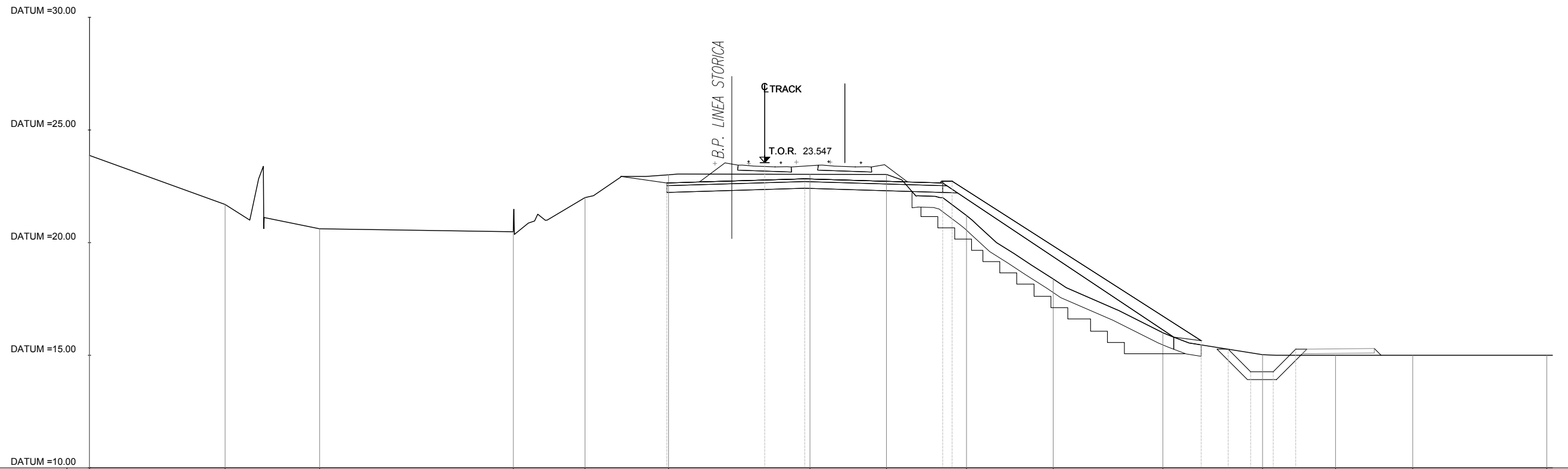






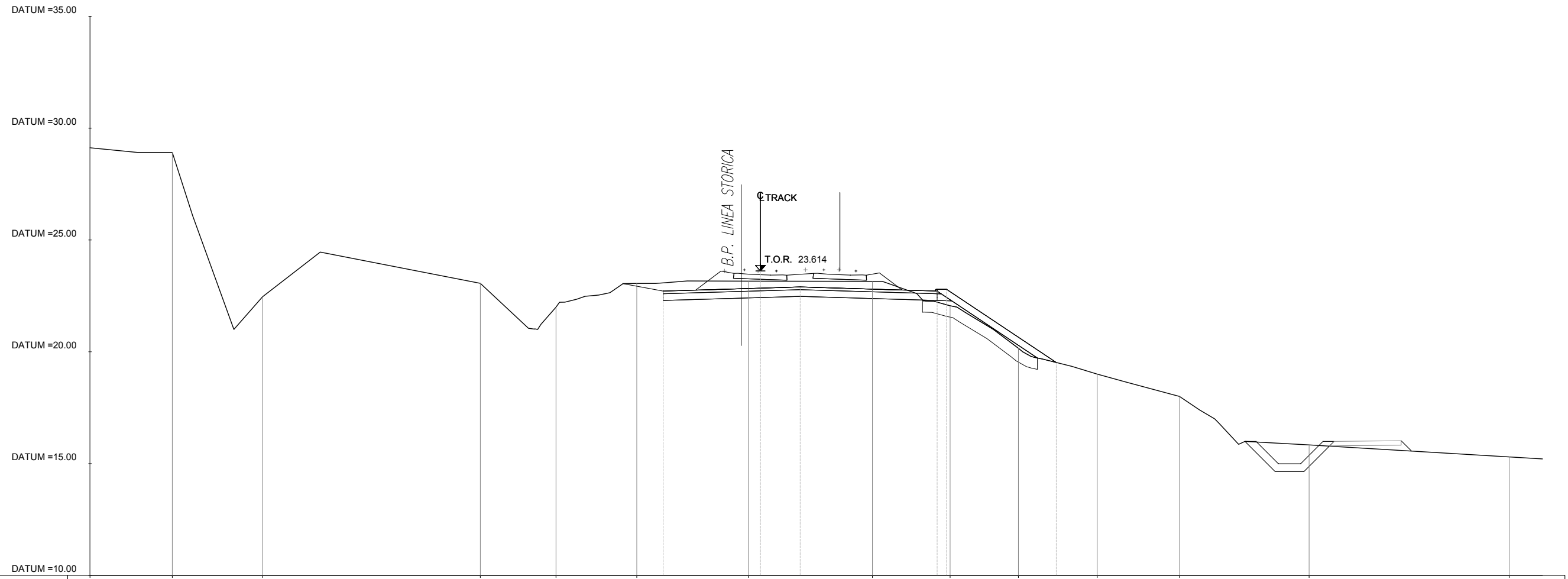
| AREA             |       |
|------------------|-------|
| Scavo:           | 10.27 |
| Rilevato:        | 17.06 |
| Ballast:         | 4.23  |
| SubBallast:      | 1.48  |
| SuperCompattato: | 3.81  |
| Stradello:       | 0.62  |
| Inerbimento:     | 5.31  |
| Scotico:         | 9.16  |
|                  |       |
|                  |       |

PROG 01+120.00  
SEZ. RI01P\_61



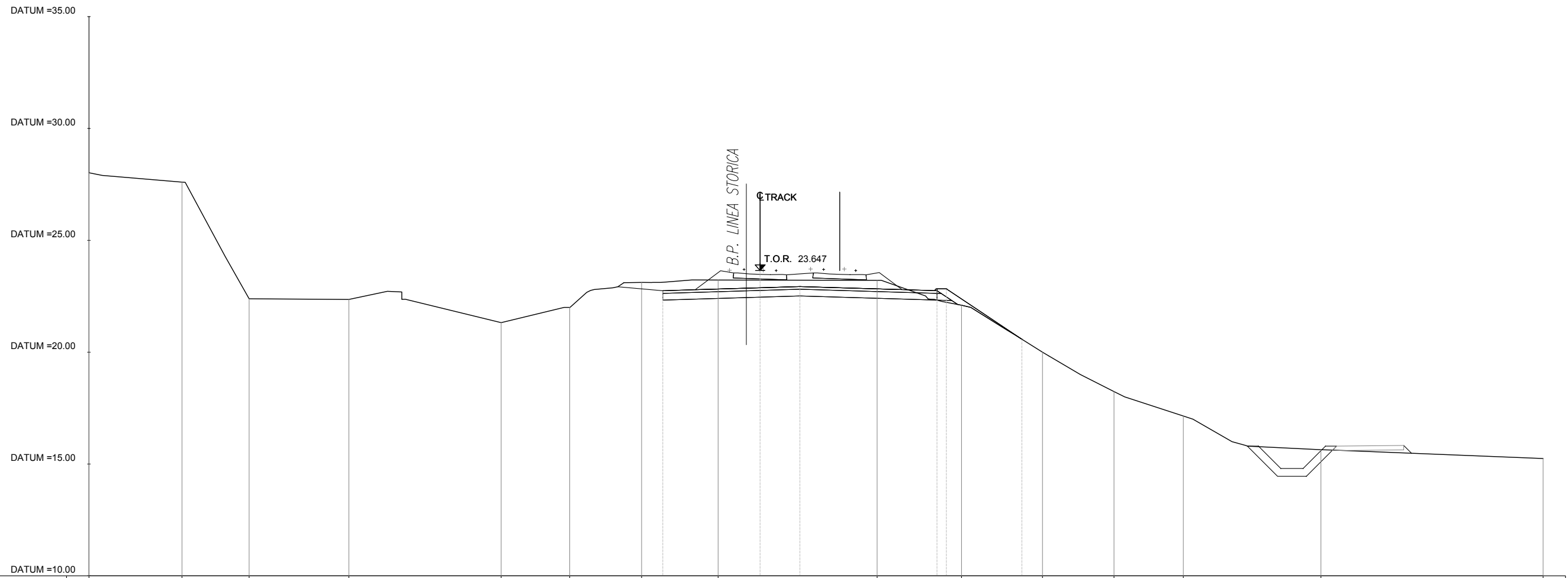
|                            |        |        |        |        |       |       |       |       |                |       |       |       |       |       |       |
|----------------------------|--------|--------|--------|--------|-------|-------|-------|-------|----------------|-------|-------|-------|-------|-------|-------|
| QUOTE TERRENO              | 23.87  | 21.70  | 20.61  | 20.48  | 22.00 | 23.01 | 23.03 | 23.03 | 21.20          | 18.39 | 16.00 | 15.03 | 15.00 | 15.00 | 15.00 |
| DIST. PROGRESSIVE TERRENO  | -30.00 | -23.97 | -19.77 | -11.17 | -7.99 | -4.27 | 2.01  | 5.41  | 8.96           | 12.82 | 17.69 | 22.12 | 25.36 | 28.79 | 34.75 |
| QUOTE PROGETTO             |        |        |        |        |       | 22.65 | 23.55 | 22.83 | 22.65<br>22.73 |       | 15.65 | 15.27 | 14.27 | 14.27 | 15.27 |
| DIST. PROGRESSIVE PROGETTO |        |        |        |        |       | -4.35 | -0.00 | 1.78  | 7.91<br>8.33   |       | 19.39 | 20.59 | 21.59 | 22.59 | 23.59 |
| DISTANZA BINARI            |        |        |        |        |       |       | -0.00 | 3.56  |                |       |       |       |       |       |       |

| AREA             |       |
|------------------|-------|
| Scavo:           | 11.39 |
| Rilevato:        | 5.79  |
| Ballast:         | 4.23  |
| SubBallast:      | 1.48  |
| SuperCompattato: | 3.81  |
| Stradello:       | 0.62  |
| Inerbimento:     | 1.71  |
| Scotico:         | 4.77  |
|                  |       |
|                  |       |



|                           |        |        |        |        |       |       |       |       |       |       |       |       |       |       |
|---------------------------|--------|--------|--------|--------|-------|-------|-------|-------|-------|-------|-------|-------|-------|-------|
| QUOTE TERRENO             | 29.13  | 28.91  | 22.46  | 23.06  | 22.00 | 23.06 | 23.16 | 23.15 | 22.06 | 20.16 | 19.00 | 18.00 | 15.83 | 15.30 |
| DIST. PROGRESSIVE TERRENO | -30.00 | -26.32 | -22.28 | -12.54 | -9.15 | -5.53 | -0.54 | 5.01  | 8.49  | 11.55 | 15.07 | 18.76 | 24.55 | 33.51 |
| QUOTE PROGETTO            |        |        |        |        |       | 22.71 | 23.61 | 22.90 | 22.71 | 22.80 | 19.52 |       |       |       |
| DIST.PROGRESSIVE PROGETTO |        |        |        |        |       | -4.35 | 0.00  | 1.78  | 7.91  | 8.33  | 13.24 |       |       |       |
| DISTANZA BINARI           |        |        |        |        |       |       | 0.00  | 3.56  |       |       |       |       |       |       |

| AREA             |       |
|------------------|-------|
| Scavo:           | 11.80 |
| Rilevato:        | 1.79  |
| Ballast:         | 4.23  |
| SubBallast:      | 1.48  |
| SuperCompattato: | 3.81  |
| Stradello:       | 0.62  |
| Inerbimento:     | 0.53  |
| Scotico:         | 1.55  |
|                  |       |
|                  |       |



PROG 01+150.00  
SEZ. RI01P\_63

|                            |        |        |        |        |        |       |       |       |       |       |       |       |       |       |       |
|----------------------------|--------|--------|--------|--------|--------|-------|-------|-------|-------|-------|-------|-------|-------|-------|-------|
| QUOTE TERRENO              | 28.02  | 27.60  | 22.39  | 22.36  | 21.32  | 22.00 | 23.12 | 23.22 | 23.21 | 22.10 | 20.00 | 18.24 | 17.14 | 15.64 | 15.25 |
| DIST. PROGRESSIVE TERRENO  | -30.00 | -25.84 | -22.84 | -18.38 | -11.58 | -8.51 | -5.30 | -1.88 | 5.23  | 9.00  | 12.62 | 15.82 | 18.92 | 25.07 | 35.00 |
| QUOTE PROGETTO             |        |        |        |        |        |       | 22.75 | 23.65 | 22.93 | 22.75 | 22.83 | 20.58 |       |       |       |
| DIST. PROGRESSIVE PROGETTO |        |        |        |        |        |       | -4.35 | 0.00  | 1.78  | 7.91  | 8.33  | 11.70 |       |       |       |
| DISTANZA BINARI            |        |        |        |        |        |       |       | 0.00  | 3.56  |       |       |       |       |       |       |