COMMITTENTE:

RFI RETE FERROVIARIA ITALIANA
GRUPPO FERROVIE DELLO STATO ITALIANE

DIREZIONE LAVORI:

ITALFERR
GRUPPO FERROVIE DELLO STATO ITALIANE

APPALTATORE:

MANDATARIA: salini impregilo

MANDANTE: ASTALDI

PROGETTAZIONE:

MANDATARIA: SYSTRA

MANDANTI: SOTECNI SYSTRA GROUP; ROCKSOIL S.p.A. CONSULENZA E ASSISTENZA TECNICA nel campo della GEOINGEGNERIA

PROGETTO ESECUTIVO

LINEA FERROVIARIA NAPOLI - BARI, TRATTA NAPOLI-CANCELLO,

IN VARIANTE TRA LE PK 0+000 E PK 15+585, INCLUSE LE OPERE ACCESSORIE, NELL'AMBITO DEGLI INTERVENTI DI CUI AL D.L. 133/2014, CONVERTITO IN LEGGE 164 / 2014

RELAZIONE

NV – VIABILITA'

NV01 – STAZIONE DI CASALNUOVO

VIABILITA' STAZIONE DI CASALNUOVO – TRATTO B – CORPO STRADALE

OPERE DI SOSTEGNO - RELAZIONE DI CALCOLO

APPALTATORE	PROGETTAZIONE	
DIRETTORE TECNICO Ing. M. PANISI	DIRETTORE DELLA PROGETTAZIONE Ing. A. CHECCHI	

COMMESSA	LOTTO	FASE	ENTE	TIPO DOC.	OPERA/DISCIPLINA	PROGR.	REV	SCALA:
IF1M	00	E	ZZ	CL	NV01B0	001	B	-

Rev.	Descrizione	Redatto	Data	Verificato	Data	Approvato	Data	Autorizzato Data
A	EMISSIONE	TRAPANESE	14/06/18	MARTUSCELLI	14/06/18	PIAZZA	15/06/18	MARTUSCELLI
B	EMISSIONE PER EdV	TRAPANESE	10/09/18	MARTUSCELLI	11/09/18	PIAZZA	11/09/18	
								12/09/18

File:IF1M.0.0.E.ZZ.CL.NV.01.B.0.001-B.DOC | n. Elab.:

1 OPERE DI SOSTEGNO 8

1.1 DESCRIZIONE DELLE OPERE 8

2 NORMATIVA DI RIFERIMENTO 10

3 CARATTERISTICHE DEI MATERIALI 11

3.1 CALCESTRUZZO PALI R_{CK} > 30 MPA (C25/30) 11

3.2 ACCIAIO PER TIRANTI 11

3.3 ACCIAIO PER PIASTRE DI CONTRASTO TIRANTI (S355) 11

3.4 ACCIAIO B450C 11

4 CARATTERIZZAZIONE MECCANICA DEI TERRENI 13

5 PARATIE DI PALI 15

5.1 SCHEMATIZZAZIONE DELLE STRUTTURE E DESCRIZIONE DELLA MODELLAZIONE 15

5.2 FASI DI CALCOLO 16

5.2.1 Paratia TIPO 0 (libera) 16

5.2.2 Paratia TIPO 1,2,3,4,5 (tirantate) 17

6 PREDIMENSIONAMENTO TIRANTI 20

6.1 LUNGHEZZA DEL TRATTO LIBERO (LL) 20

6.2 LUNGHEZZA DEL BULBO (LF) 20

7 CARATTERIZZAZIONE SISMICA DEL SITO 23

8 ANALISI DEI CARICHI 25

8.1 CARICHI PERMANENTI 25

8.2 SOVRACCARICHI VARIABILI 26

8.3 AZIONI SISMICHE 26

9 COMBINAZIONI DI CARICO 28

9.1 COMBINAZIONI DI CARICO SLU 28

9.2 COMBINAZIONI DI CARICO SLE 29

10 CRITERI DI CALCOLO GEOTECNICO E STRUTTURALE 30

10.1 STABILITÀ DEL TRATTO INFISSO (GEO) 32

10.2 STABILITÀ GLOBALE DELL'INSIEME TERRENO-OPERA (GEO) 32

10.3 CRITERIO DI VERIFICA DELLE SEZIONI IN C.A. 34

10.4 VERIFICHE SLE 35

10.4.1 Verifiche alle tensioni 35

10.4.2 Verifiche a fessurazione 36

10.5 VERIFICHE ALLO SLU 38

10.5.1 Pressoflessione 38

10.5.2 Taglio 38

11 VERIFICHE PARATIA TIPO 0 41

11.1 VERIFICHE SULLA RESISTENZA MOBILITATA (GEO) 41

11.2 VERIFICA DELLE CONDIZIONI DI STABILITÀ' 42

11.2.1 Metodo Di Analisi 42

11.2.2 Risultati Analisi 42

11.3 VERIFICHE STRUTTURALI (STR) 44

11.3.1 Verifiche pali ϕ1200/1300 44

11.4 VERIFICHE SPOSTAMENTI ORIZZONTALI (SLE) 47

12 VERIFICHE PARATIA TIPO 1 48

12.1 VERIFICHE SULLA RESISTENZA MOBILITATA (GEO) 48

12.2 VERIFICA DELLE CONDIZIONI DI STABILITÀ' 49

12.2.1 Metodo Di Analisi 49

12.2.2 Risultati Analisi 50

12.3 VERIFICHE STRUTTURALI (STR) 51

12.3.1 Verifiche pali ϕ1200/1300 51

12.3.2 Verifiche Tiranti SLE (Rara/Frequente/Quasi Permanente) 54

12.3.3 Verifiche Tiranti A1+M1+R3 54

12.3.4 Verifiche Tiranti A2+M2+R1 54

12.3.5 Verifiche Sismica STR 55

12.3.6 Verifiche Sismica GEO 55

12.4 VERIFICHE SPOSTAMENTI ORIZZONTALI (SLE) 56

13 VERIFICHE PARATIA TIPO 2 57

13.1 VERIFICHE SULLA RESISTENZA MOBILITATA (GEO) 57

13.2 VERIFICA DELLE CONDIZIONI DI STABILITÀ' 58

13.2.1 Metodo Di Analisi 58

13.2.2 Risultati Analisi 59

13.3 VERIFICHE STRUTTURALI (STR) 60

13.3.1 Verifiche pali ϕ1200/1300 60

13.3.2 Verifiche Tiranti SLE (Rara/Frequente/Quasi Permanente) 63

13.3.3 Verifiche Tiranti A1+M1+R3 63

13.3.4 Verifiche Tiranti A2+M2+R1 63

13.3.5 Verifiche Sismica STR 64

13.3.6 Verifiche Sismica GEO 64

13.4 VERIFICHE SPOSTAMENTI ORIZZONTALI (SLE) 65

14 VERIFICHE PARATIA TIPO 3 66

14.1 VERIFICHE SULLA RESISTENZA MOBILITATA (GEO) 66

14.2 VERIFICA DELLE CONDIZIONI DI STABILITÀ' 67

14.2.1 Metodo Di Analisi 67

14.2.2 Risultati Analisi 68

14.3 VERIFICHE STRUTTURALI (STR) 69

14.3.1 Verifiche pali ϕ1200/1300 69

14.3.2 Verifiche Tiranti SLE (Rara/Frequente/Quasi Permanente) 72

14.3.3 Verifiche Tiranti A1+M1+R3 72

14.3.4 Verifiche Tiranti A2+M2+R1 72

14.3.5 Verifiche Sismica STR 73

14.3.6 Verifiche Sismica GEO 73

14.4 VERIFICHE SPOSTAMENTI ORIZZONTALI (SLE) 74

15 VERIFICHE PARATIA TIPO 4 75

15.1 VERIFICHE SULLA RESISTENZA MOBILITATA (GEO) 75

15.2 VERIFICA DELLE CONDIZIONI DI STABILITÀ' 76

15.2.1 Metodo Di Analisi 76

15.2.2 Risultati Analisi 77

15.3 VERIFICHE STRUTTURALI (STR) 78

15.3.1 Verifiche pali ϕ1200/1300 78

15.3.2 Verifiche Tiranti SLE (Rara/Frequente/Quasi Permanente) 81

15.3.3 Verifiche Tiranti A1+M1+R3 81

15.3.4 Verifiche Tiranti A2+M2+R1 81

15.3.5 Verifiche Sismica STR 82

15.3.6 Verifiche Sismica GEO 82

15.4 VERIFICHE SPOSTAMENTI ORIZZONTALI (SLE) 83

16 VERIFICHE PARATIA TIPO 5 84

16.1 VERIFICHE SULLA RESISTENZA MOBILITATA (GEO) 84

16.2 VERIFICA DELLE CONDIZIONI DI STABILITÀ' 85

16.2.1 Metodo Di Analisi 85

16.2.2 Risultati Analisi 85

16.3 VERIFICHE STRUTTURALI (STR) 87

16.3.1 Verifiche pali ϕ1200/1300 87

16.3.2 Verifiche Tiranti SLE (Rara/Frequente/Quasi Permanente) 90

16.3.3 Verifiche Tiranti A1+M1+R3 90

16.3.4 Verifiche Tiranti A2+M2+R1 91

16.3.5 Verifiche Sismica STR 91

16.3.6 Verifiche Sismica GEO 91

16.4 VERIFICHE SPOSTAMENTI ORIZZONTALI (SLE) 92

17 VERIFICHE FODERA IN C.A. 94

18 RIEPILOGO VERIFICHE STR PARATIE.....96

19 INCIDENZA ARMATURE.....97

20 ALLEGATI PARATIA TIPO 0.....99

21 ALLEGATI PARATIA TIPO 1.....439

22 ALLEGATI PARATIA TIPO 2.....911

23 ALLEGATI PARATIA TIPO 3.....1382

24 ALLEGATI PARATIA TIPO 4.....1917

25 ALLEGATI PARATIA TIPO 5.....2527

1 OPERE DI SOSTEGNO

1.1 DESCRIZIONE DELLE OPERE

Nella presente relazione di calcolo sono illustrate le verifiche e i calcoli agli Stati Limite dell'opera di sostegno relativa al tratto B della nuova viabilità NV01-B, ricadente nel Comune di Casalnuovo, nell'ambito della nuova linea Napoli-Cancello oggetto della progettazione esecutiva in esame.

La nuova viabilità costeggia il rilevato dell'autostrada A1 ed è ribassata altimetricamente rispetto a quest'ultimo da cui la necessità di inserire un'opera di sostegno avente uno sviluppo di circa 150.00m.

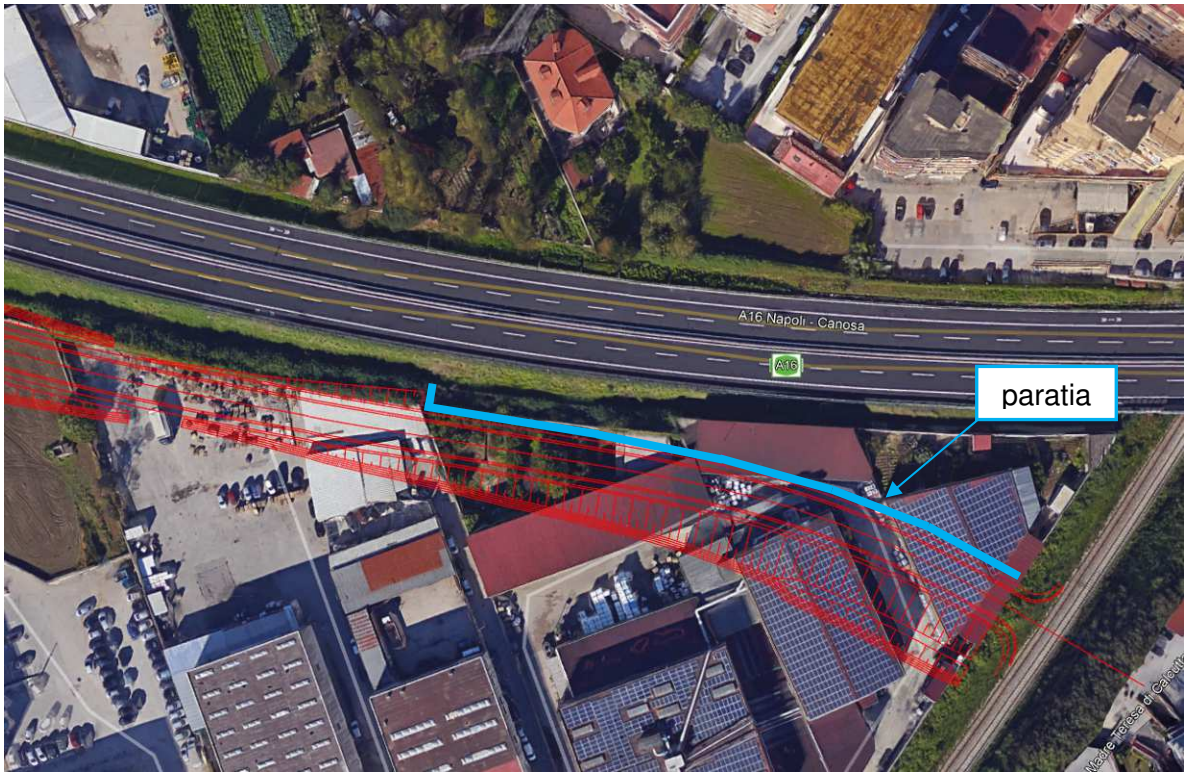

Aerofotogrammetria dell'area con posizionamento della nuova viabilità NV01B e relativa paratia

La paratia, del tipo tirantata in testa, è caratterizzata da pali in c.a. del diametro di 1.20m con interasse di 1.30m. La lunghezza dei pali nonché del tirante e della relativa parte sbulbata variano in funzione della altezza libera della paratia e della distanza dal rilevato

autostradale mentre l'interasse dei tiranti è costante e pari a 2.60m (tecnologia IRS). Rispetto a tale configurazione i primi 4 pali posizionati ortogonalmente al tracciato stradale risultano essere liberi in testa data la ridotta altezza libera (circa 3.20m) e la configurazione geometrica. I tiranti, del tipo attivi, hanno un diametro di perforazione pari a 0.20m e sono armati con tre trefoli in acciaio armonico da 0.6".

Di seguito si riportano le tipologie di paratie individuate con le relative specifiche geometriche al netto della altezza della trave di testa pari a 1.50m:

Tipologia	**L_{tratto} [m]**	**L_{pali} [m]**	**H_{scavo} [m]**	**Tirante L_{libera} [m]**	**Tirante L_{bulbo} [m]**
Tipo 0	4.56	6,00	3,80	0	0
Tipo 1	21.45		4,60	7.00	12.00
Tipo 2	16.90	8,00	5,60	7.00	12.00
Tipo 3	23.40	10,00	6,80	7.00	12.00
Tipo 4	40.30	12,00	9,00	10.00	12.00
Tipo 5	48.15	14,00	9,80	10.00	12.00

Si precisa che rispetto al progetto definitivo nella stesura del progetto esecutivo si sono analizzate tutte le tipologie considerando per ogni tipologia la effettiva distanza dal terrapieno autostradale con i relativi carichi variabili. Con tale approccio si sono omogeneizzati i tiranti proposti ad interasse costante di 2.60 m e le paratie stesse, infatti le paratie con fronte libero maggiore risultano anche le più distanti dal rilevato autostradale. Per ulteriori dettagli e specifiche geometriche si rinvia agli elaborati grafici con codifica:

- IF1M.0.0.E.ZZ.PZ.NV.01.B.001 "Opere di sostegno – Pianta, Profilo e Sezione"

- IF1M.0.0.E.ZZ.WA.NV.01.B.006 "Opere di sostegno – Sezioni trasversali"

2 NORMATIVA DI RIFERIMENTO

Si riporta nel seguito l'elenco delle normative e delle specifiche, assunti come riferimento per la progettazione:

- Legge 5-1-1971 n° 1086: Norme per la disciplina delle opere di conglomerato cementizio armato, normale e precompresso, ed a struttura metallica";
- Legge. 2 febbraio 1974, n. 64. Provvedimenti per le costruzioni con particolari prescrizioni per le zone sismiche;
- D.M. 14 gennaio 2008 - Norme Tecniche per le Costruzioni;
- Circolare 2 febbraio 2009, n. 617 - Istruzioni per l'applicazione delle "Nuove norme tecniche per le costruzioni" di cui al D.M. 14 gennaio 2008;
- UNI EN 1992-1-1 "Progettazione delle strutture di calcestruzzo;
- RFIDINCMACS00001C – Manuale di progettazione Corpo Stradale del 20.09.2004.

3 CARATTERISTICHE DEI MATERIALI

3.1 CALCESTRUZZO PALI $R_{CK} \geq 30$ MPA (C25/30)

- R_{ck} = 30 MPa — resist. caratteristica cubica a 28 gg
- f_{ck} = 24.9 MPa — resist. caratteristica cilindrica a 28 gg
- f_{cm} = fck + 8 = 32.9 MPa — resistenza cilindrica valore medio
- $f_{ctm} = 0.30 \cdot fck^{2/3}$ = 2.56 MPa — resistenza media a trazione semplice
- $f_{ctk} = 0.7 \cdot fctm$ = 1.79 MPa — resistenza caratteristica a trazione
- $E_{cm} = 22000\,[f_{cm}/10]^{0.3}$ = 31447 MPa — modulo elastico
- γ = 25.0 kN/m^3 — peso per unità di volume

Resistenze di progetto allo SLU

- $f_{cd} = 0.85 \cdot f_{ck}/\gamma_c$ = 14.11 MPa; γ_c = 1.50 — resistenza di progetto a compressione
- $f_{ctd} = f_{ctk}/\gamma_c$ = 1.19 MPa — resistenza di progetto a trazione

3.2 ACCIAIO PER TIRANTI

- Tensione caratteristica di rottura: fptk = 1860 MPa;
- Tensione caratteristica di snervamento: fyk = 1670 MPa;

3.3 ACCIAIO PER PIASTRE DI CONTRASTO TIRANTI (S355)

- f_{yk} = 355 MPa — resistenza caratteristica di snervamento
- f_{tk} = 510 MPa — resistenza caratteristica a rottura
- E_s = 210000 MPa — modulo elastico

Resistenza di progetto allo SLU

- $f_{yd} = f_{yk}/\gamma_s$ = 338.09 MPa; γ_s = 1.05 — resistenza di progetto

3.4 ACCIAIO B450C

Modulo di elasticità longitudinale	E_s =	210000	[MPa]
Coefficiente parziale di sicurezza	γ_s =	1.15	[-]
Tensione caratteristica di snervamento	f_{yk} =	450	[MPa]

Tensione caratteristica di rottura	f_{tk}	=	540	[MPa]
Allungamento	$A_{gt\,k}$	≥	7.50%	[-]
Resistenza di calcolo	f_{yd}	=	391.3	[MPa]

4 CARATTERIZZAZIONE MECCANICA DEI TERRENI

Si rimanda alla Relazione Geotecnica per la definizione dei parametri meccanici dei terreni in cui verranno realizzate le opere di sostegno. Nello specifico la caratterizzazione riportata di seguito è stata desunta dai sondaggi S10 (stratigrafia) ed S11 (quota falda).

Si riassumono di seguito i parametri assunti alla luce della suddetta relazione:

Strato n. 1 (spessore 5.00m da piano campagna): Piroclastiti rimaneggiate sabbioso limose

peso per unità di volume totale	$\gamma = 16$ kN/m^3
angolo di attrito di calcolo	$\phi' = 30°$
coesione	c = 0 kPa
modulo elastico	E = 30 MPa

Strato n. 2 (spessore 13.00m dallo strato 1): Piroclastiti recenti sabbioso limose

peso per unità di volume totale	$\gamma = 16$ kN/m^3
angolo di attrito di calcolo	$\phi' = 33°$
coesione	c = 0 kPa
modulo elastico	E = 68 MPa

Strato n. 3 (spessore 12.00m dallo strato 2): Piroclastiti di base sabbioso limose

peso per unità di volume totale	$\gamma = 16$ kN/m^3
angolo di attrito di calcolo	$\phi' = 33°$
coesione	c = 0 kPa
modulo elastico	E = 128 MPa

Il regime delle spinte non è influenzato dalla falda che è caratterizzata da una profondità di circa 18m dal piano campagna.

Per le caratteristiche meccaniche del rilevato ferroviario presente a ridosso della nuova viabilità si assumono i seguenti parametri:

peso per unità di volume totale	$\gamma = 20$ kN/m^3
angolo di attrito di calcolo	$\phi' = 38°$
coesione drenata	c = 0 kPa
modulo elastico	E = 15 MPa

5 PARATIE DI PALI

5.1 SCHEMATIZZAZIONE DELLE STRUTTURE E DESCRIZIONE DELLA MODELLAZIONE

Per l'analisi dell'interazione terreno-paratia ai fini delle verifiche geotecniche e strutturali si è proceduto alla modellazione delle opere mediante il codice di calcolo agli elementi finiti "Paratie Plus" ver. 18 della Ceas s.r.l., Milano.

Nel codice di calcolo "Paratie" la schematizzazione del fenomeno fisico di interazione avviene considerando la paratia come una serie di elementi trave il cui comportamento è caratterizzato dalla rigidezza flessionale EJ, mentre il terreno viene simulato attraverso elementi elastoplastici monodimensionali connessi ai nodi della paratia.

La differenza rispetto ai metodi tradizionali consiste essenzialmente nella legge costitutiva delle molle che anziché elastica o elastica–perfettamente plastica, è assunta essere elastoplastica incrudente, in migliore accordo con il comportamento meccanico del terreno. In tutte le modellazioni la paratia è stata schematizzata mediante pali con d=1.20m ad interasse di 1.30m ed è stata inserita la fodera in cls da 0.20m con un elemento "slave".

Il programma consente di seguire tutte le varie fasi di esecuzione dell'opera eseguendo un'analisi statica incrementale: ogni passo di carico (step), coincide con una ben precisa configurazione caratterizzata da una certa quota di scavo, da una ben precisa disposizione dei carichi applicati e dalla situazione tenso-deformativa dei singoli elementi.

Poiché il comportamento degli elementi finiti di terreno (elementi *soil*) è di tipo elastoplastico, ogni configurazione dipende dalle configurazioni precedenti: lo sviluppo di deformazioni plastiche ad un certo step di carico condiziona la risposta della struttura negli step successivi.

Per quanto riguarda il modello del terreno, i parametri che identificano la legge costitutiva, possono essere distinti in due sottoclassi: parametri di spinta e parametri di deformabilità del terreno.

I parametri di spinta sono il coefficiente di spinta a riposo k_0, il coefficiente di spinta attiva k_a ed il coefficiente di spinta passiva k_p. Il coefficiente di spinta a riposo fornisce lo stato tensionale presente in sito prima delle operazioni di scavo e viene stimato dall'equazione di Alpan (1967) ipotizzando un grado di sovraconsolidazione OCR pari a 1 (terreno normalmente consolidato). I coefficienti di spinta attiva e passiva possono essere valutati

con le note espressioni della letteratura tenendo conto dell'attrito terreno–paratia e della pendenza del terreno a monte ed entro la luce di scavo.

I parametri di deformabilità del terreno compaiono nella definizione della rigidezza delle molle. In particolare, tale rigidezza viene valutata tramite la seguente espressione:

$$K = \frac{E\Delta}{L}$$

dove E è il modulo di rigidezza del terreno, Δ il passo della discretizzazione della struttura ed L una grandezza geometrica caratteristica diversa tra monte e valle perché diversa è la zona di terreno coinvolta nel movimento in zona attiva e passiva.

Il programma così sinteticamente descritto è stato utilizzato per svolgere una analisi parametrica al fine di individuare la lunghezza di infissione sulla base della valutazione delle sollecitazioni e della deformata della stessa paratia.

5.2 FASI DI CALCOLO

5.2.1 Paratia TIPO 0 (libera)

Di seguito vengono elencati i passi di calcolo (step) considerati. Si evidenzia che le fasi costruttive sono identiche per ogni sezione di calcolo in quanto la differenza ricade solo dall'altezza di scavo e dalla distanza del rilevato stradale dalla testa paratia. Inoltre si sottolinea che il carico viario in sommità al terrapieno è attivo durante tutte le fasi costruttive, mentre quello a monte della paratia, simulante il piazzale retrostante la paratia, è attivo dopo la realizzazione dello scavo finale.

- Step 1: condizione geostatica, per la valutazione delle tensioni verticali e delle tensioni orizzontali in assenza di deformazioni (spinta in quiete), prima della realizzazione della paratia;
- Step 2: condizione geostatica, per la valutazione delle tensioni verticali e delle tensioni orizzontali in assenza di deformazioni (spinta in quiete), successivamente alla realizzazione della paratia;
- Step 3: realizzazione scavo a -3.80 m al di sotto della quota della trave testa paratia;
- Step 4: realizzazione della strada antistante (applicazione del pacchetto stradale a valle con riduzione del fronte libero);
- Step 5: applicazione dell'azione sismica;

5.2.2 Paratia TIPO 1,2,3,4,5 (tirantate)

Di seguito vengono elencati i passi di calcolo (step) considerati. Si evidenzia che le fasi costruttive sono identiche per ogni sezione di calcolo in quanto la differenza ricade solo dall'altezza di scavo e dalla distanza del rilevato stradale dalla testa paratia. Inoltre si sottolinea che il carico viario in sommità al terrapieno è attivo durante tutte le fasi costruttive, mentre quello a monte della paratia, simulante il piazzale retrostante la paratia, è attivo dopo la realizzazione dello scavo finale.

- Step 1: condizione geostatica, per la valutazione delle tensioni verticali e delle tensioni orizzontali in assenza di deformazioni (spinta in quiete), prima della realizzazione della paratia;
- Step 2: condizione geostatica, per la valutazione delle tensioni verticali e delle tensioni orizzontali in assenza di deformazioni (spinta in quiete), successivamente alla realizzazione della paratia;
- Step 3: realizzazione scavo a 0.50m al di sotto della quota tirante;
- Step 4: attivazione dei tiranti ed applicazione del pre-tiro di 360 kN;
- Step 5: scavo fino a quota finale di cui sopra (massima altezza di scavo comprensiva anche del pacchetto stradale da realizzare a valle):
- Step 6: realizzazione strada a valle della paratia (applicazione del pacchetto stradale a valle con riduzione del fronte libero);
- Step 7: fase di esercizio con applicazione del carico accidentale sul piazzale a tergo della paratia:
- Step 8: fase sismica.

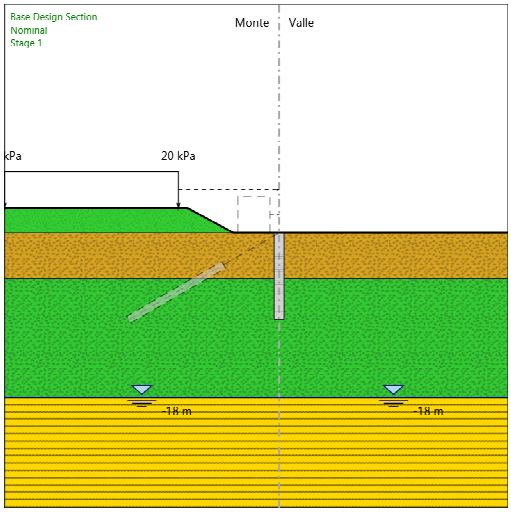

Step 1, 2

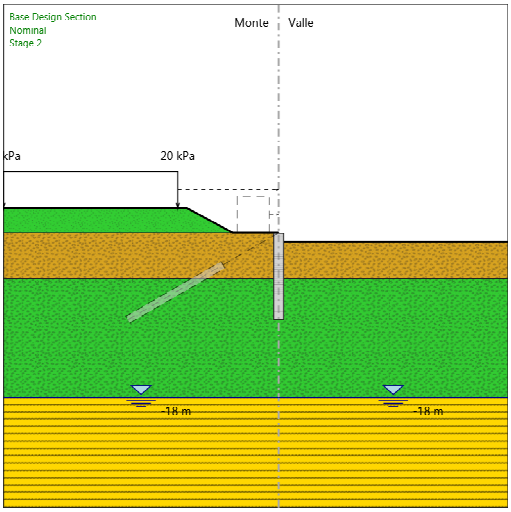

Step 3

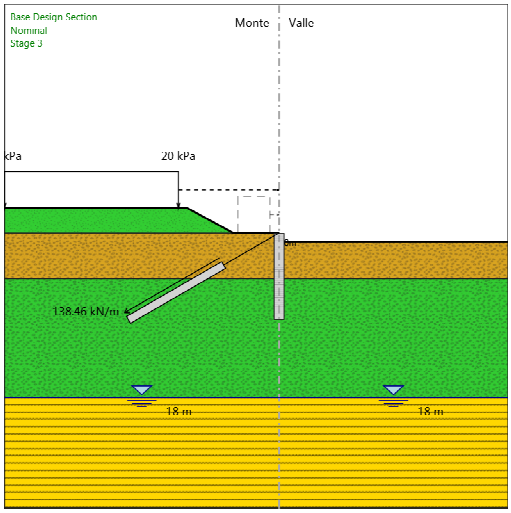

Step 4

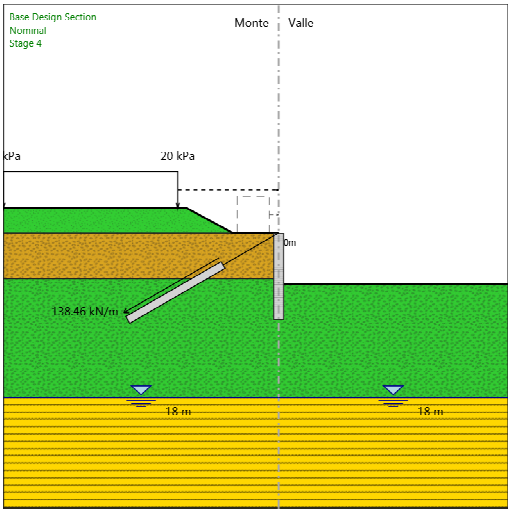

Step 5

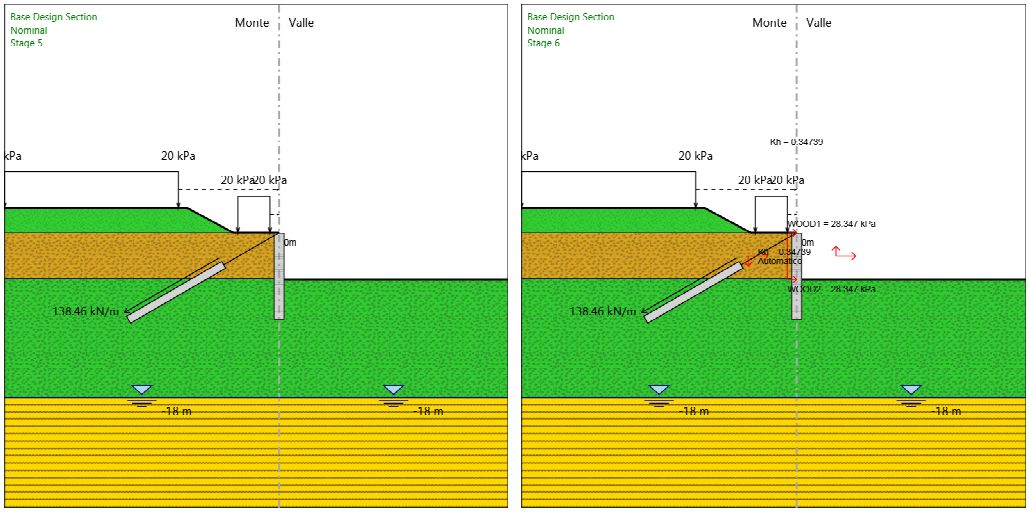

Step 6,7 **Step 8 (fase sismica)**

Figura 1 *– Fasi di calcolo paratie tipo 1-2-3-4-5*

6 PREDIMENSIONAMENTO TIRANTI

6.1 LUNGHEZZA DEL TRATTO LIBERO (LL)

La lunghezza libera dei tiranti L_{lib_i} è stata stimata a partire dalla distanza di misurata, lungo la direzione dell'i-esimo tirante di inclinazione nota, dalla testa dello stesso ad un piano inclinato rispetto alla verticale di 45°–φ / 2 e passante per il piede della paratia. La lunghezza libera dell'i-esimo tirante è stata posta pari alla distanza di incrementa del 25%.

Si ha quindi per l'i-esimo tirante:

$$L_{lib\_i} \geq 1.25 \cdot d_i \geq 1.25 \cdot \left(\frac{(H + t - h_i) \cdot \sin(45 - \varphi'/2)}{\sin(45 + \varphi'/2 + \alpha_i)} \right)$$

dove:

α_i=inclinazione del tirante rispetto l'orizzontale;

φ=angolo d'attrito del terreno (posto a 30°);

H = altezza paratia;

t = infissione paratia;

h_i = profondità tirante.

6.2 LUNGHEZZA DEL BULBO (LF)

La lunghezza di ancoraggio L_{anc} viene stimata a partire dal meccanismo di sfilamento bulbo-terreno. La determinazione delle lunghezze d'ancoraggio avviene attraverso le seguenti relazioni:

$$L_{anc\_i} \geq \frac{T_{\max} \cdot \eta}{\left(\tau_{\lim\_i} \cdot \pi \cdot \phi_{perf\_i} \cdot \alpha \right)}$$

essendo:

z_i = profondità media del bulbo di ancoraggio dell'i-esimo tirante dal piano campagna

hi = profondità della testa dell'i-esimo tirante

L_{lib_i} = lunghezza libera tirante dell'i-esimo tirante

L_{anc_i} = lunghezza ancoraggio tirante dell'i-esimo tirante

φ_i = angolo di inclinazione dell'i-esimo tirante

γ = peso di volume del terreno

η = coefficiente di sicurezza allo sfilamento

T_{max} = tiro massimo di esercizio previsto, stimato a partire dal pretiro incrementato del 25%

τ_{lim_i} = tensione tangenziale limite bulbo/terreno dell'i-esimo tirante

$\varnothing_{perf\_i}$ = diametro di perforazione dell'i-esimo tirante

α = coefficiente funzione della modalità esecutiva dei tiranti e della natura dei terreni (posto cautelativamente =1)

Per la stima della tensione tangenziale limite al contatto bulbo-terreno si considera il seguente abaco di Buastamanate e Diox valido per argille e limi, adottando il valore minimo di SPT riportato nel sondaggio ed un'iniezione a bassa pressione (AL2).

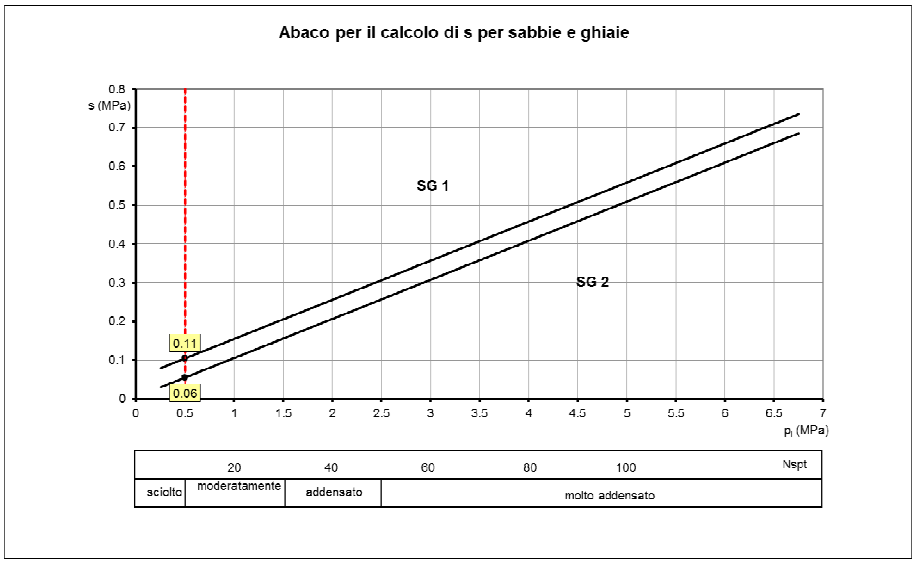

Di seguito si allega una tabella riassuntiva delle caratteristiche dei tiranti:

Tratto	quota testa tirante rispetto testa paratia	Llib	ϕ	Tiro pret	diametro bulbo	area bulbo	lungh bulbo	interasse tir	Tiro pret./m	Num trefoli	AREA
	(m)	(m)	(°)	kN	(m)	(mm^2)	(m)	(m)	(kN/m)		(mm^2)
Da B a 0+437.23	0.25	7	30	320	0.2	31400	12	2.60	138.46	3	420
Da 0+437.23 a 0+525.68	0.25	10	30	320	0.2	31400	12	2.60	138.46	3	420

7 CARATTERIZZAZIONE SISMICA DEL SITO

Stante le ricostruzioni stratigrafiche effettuate, il sottosuolo si può classificare come categoria **C**, ossia "*Depositi di terreni a grana grossa mediamente addensati o terreni a grana fina mediamente consistenti con spessori superiori a 30 m, caratterizzati da un graduale miglioramento delle proprietà meccaniche con la profondità e da valori di VS,30 compresi tra 180 m/s e 360 m/s (ovvero 15<NSPT,30 < 50 nei terreni a grana grossa e 70<Cu 30 < 250 kPa nei terreni a grana fina)*".

Dato l'andamento clivometrico della zona, la zona si classifica come categoria topografica T1, tipica delle zone pianeggianti con pendii e rilievi aventi angolo inferiore a 15° o pendenze non superiori al 25%. Risulta pertanto $S_T = 1$.

Per la paratia in progetto è stata fissata una vita utile $V_N = 75$ anni e la Classe d'Uso III ($C_U = 1.5$). Il periodo di riferimento per l'azione sismica risulta dunque essere:

$$V_R = V_N \times C_U = 112.5 \text{ anni}$$

Le opere in progetto ricadono nel comune di Casalnuovo (NA), cui competono i seguenti parametri sismici:

Parametri di pericolosità Sismica				
Stato Limite	T_r [anni]	a_g/g [-]	F_o [-]	T^*_c [s]
Operatività	68	0.073	2.337	0.322
Danno	114	0.094	2.338	0.332
Salvaguardia Vita	1073	0.221	2.461	0.355
Prevenzione Collasso	2203	0.272	2.461	0.355

Da questi parametri e dalla categoria di sottosuolo, è possibile ricavare il coefficiente di amplificazione stratigrafica S_S con la formula riportata nella tabella 3.2.V delle NTC 2008. Dalla categoria topografica e dalla posizione dell'opera sul pendio si ricava invece il coefficiente di amplificazione topografica S_T.

I valori dei due coefficienti vengono di seguito riassunti per lo Stato Limite di Danno (SLD) e lo Stato Limite di Salvaguardia della Vita (SLV).

	S_S	S_T
SLD	1.500	1.000
SLV	1.373	1.000

Il parametro di sito per le componenti orizzontali del sisma S (rif 3.2.5 NTC 2008) è pari quindi ad 1.373 ad SLV e 1.50 a SLD.

Il parametro di sito per le componenti verticali del sisma S è pari invece ad 1.0.

8 ANALISI DEI CARICHI

8.1 CARICHI PERMANENTI

I carichi permanenti strutturali sono rappresentati dal peso della paratia avente peso per unità di volume γ= 25 kN/m^3 e dal peso del terreno avente peso per unità di volume γ variabile in funzione della profondità e quindi della stratigrafia. Le spinte del terreno sono state valutate coerentemente con la caratterizzazione geotecnica illustrata al paragrafo. Il coefficiente di spinta attiva è stato valutato utilizzando la teoria del cuneo di rottura di Coulomb, che tiene conto, oltre alle ipotesi base della teoria di Rankine, anche della presenza dell'attrito fra terra e muro δ e della superficie interna del paramento del muro comunque inclinata di un angolo ψ. Lo sviluppo analitico della teoria di Coulomb è stato definito da Muller-Breslau, i quali valutano il coefficiente di spinta attiva in condizione statica come:

$$k_a = \frac{sen^2(\psi+\phi)}{sen^2\psi \cdot sen(\psi-\delta)\cdot\left[1+\sqrt{\frac{sen(\phi+\delta)\cdot sen(\phi-\beta)}{sen(\psi+\beta)\cdot sen(\psi-\delta)}}\right]^2}$$

Per la determinazione del coefficiente di spinta passiva k_p si è invece fatto uso delle soluzioni di Caquot-Kerisel, che tengono debito conto della curvatura della superficie di rottura e dell'angolo d'attrito δ all'interfaccia tra parete e terreno.

$$k_p = \frac{sen^2(\psi-\phi)}{sen^2\psi \cdot sen(\psi+\delta)\cdot\left[1-\sqrt{\frac{sen(\phi+\delta)\cdot sen(\phi+\beta)}{sen(\psi+\beta)\cdot sen(\psi+\delta)}}\right]^2}$$

dove:

φ è l'angolo di resistenza a taglio del terreno;

δ è l'angolo di attrito terra-muro

ψ è l'inclinazione rispetto all'orizzontale della superficie del terreno;

β è l'inclinazione rispetto alla verticale della parete interna della paratia.

I parametri di calcolo adottati sono riportati nei tabulati allegati alla presente relazione

8.2 SOVRACCARICHI VARIABILI

I sovraccarichi variabili assunti sia sul terrapieno autostradale che sul piazzale a tergo della paratia sono pari a:

$$Q_{var.} = 20 \text{ kN/mq}$$

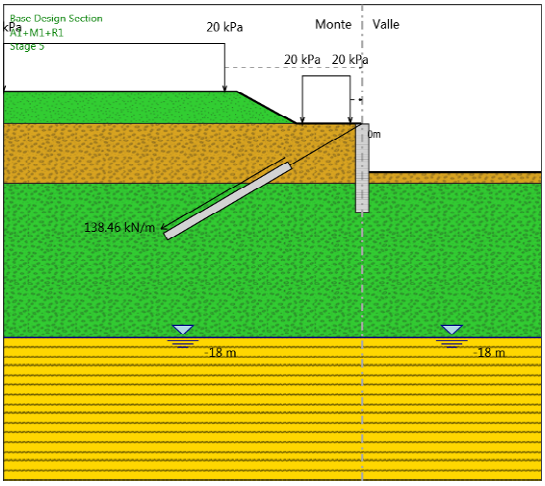

8.3 AZIONI SISMICHE

L'analisi sismica sulla paratia è stata eseguita con il metodo pseudo-statico. I coefficienti sismici orizzontale k_h e verticale k_v sono valutati con le relazioni:

$$k_H = \beta_s \cdot \frac{a_{\max}}{g}$$

$$k_V = \pm 0.5 \cdot k_H$$

dove:

β_s è un coefficiente dipendente dal valore dell'accelerazione orizzontale a_g e dalla tipologia di sottosuolo, nel caso in esame è pari a 0.24 (*Tab.7.11.I* del *DM2008*);

k_h è il coefficiente sismico in direzione orizzontale;

k_v è il coefficiente sismico in direzione verticale;

L'accelerazione massima viene valutata come:

$$\frac{a_{\max}}{g} = S_S \cdot S_T \cdot \frac{a_g}{g}$$

dove:

S_S = 1.373 tiene conto dell'amplificazione stratigrafica;

S_T = 1. 00 tiene conto dell'amplificazione topografica;

$\frac{a_g}{g} = 0.221$ è l'accelerazione orizzontale massima attesa al sito per lo SLV.

La valutazione della spinta in condizioni dinamiche viene effettuata con il metodo di Mononobe e Okabe:

per $\beta \le \phi - \theta$

$$k_{a,s} = \frac{sen^2(\psi + \phi - \theta)}{\cos\theta \cdot sen^2(\psi - \theta - \delta) \cdot \left[1 + \sqrt{\frac{sen(\phi + \delta) \cdot sen(\phi - \beta - \theta)}{sen(\psi + \beta) \cdot sen(\psi - \delta - \theta)}}\right]^2}$$

per $\beta > \phi - \theta$

$$k_{a,s} = \frac{sen^2(\psi + \phi - \theta)}{\cos\theta \cdot sen^2(\psi) \cdot sen(\psi - \theta - \delta) \cdot}$$

dove:

θ è l'angolo tale che $\tan\theta = \frac{k_H}{1 \pm k_V}$;

La sovraspinta sismica può essere quindi valutata come segue:

$$\Delta S_{sism} = \frac{1}{2} \cdot \gamma \cdot L^2 \left(k_{a,s} \cdot (1 \pm k_v) - k_{a,st}\right)$$

9 COMBINAZIONI DI CARICO

9.1 COMBINAZIONI DI CARICO SLU

Tutte le condizioni di carico elementari di carico possono essere raggruppate nei seguenti gruppi di condizioni:

G_1 : azioni dovute al peso proprio e ai carichi permanenti strutturali;

G_2 : azioni dovute ai carichi permanenti non strutturali;

P : azioni dovute ai carichi di precompressione;

Q_{ik} : azioni dovute ai sovraccarichi accidentali;

E : azioni dovute ai carichi simici orizzontali e verticali.

Secondo quanto previsto dalle NTC 2008, si considerano tutte le combinazioni non sismiche del tipo:

$$F_d = \gamma_{G1} \cdot G_1 + \gamma_{G2} \cdot G_2 + \gamma_p \cdot P_k + \gamma_q \left[Q_{1k} + \sum_i (\Psi_{0i} \cdot Q_{ik}) \right]$$

essendo:

Carichi	Coef.	Condizione		
	γ_F (γ_E)	EQU	STR (A1)	GEO (A2)
Permanenti	$\gamma_{G,1}$	0,9÷1,1	1,0÷1,3	1,0÷1,0
Perm.non strutturali	$\gamma_{G,2}$	0,0÷1,5	0,0÷1,5	0,0÷1,3
Variabili	$\gamma_{Q,i}$	0,0÷1,5	0,0÷1,5	0,0÷1,3

1. Tabella 1 - Coefficienti parziali per le azioni favorevoli-sfavorevoli

γ_p = 1.00 (precompressione)

Ψ_{0i} = 0÷1.00 (coefficiente di combinazione allo SLU per tutte le condizioni di carico elementari variabili per tipologia e categoria Q_{ik})

Le combinazioni sismiche considerate sono:

$$F_d = G_1 + G_2 + P_k + E + \left[\sum_i \left(\Psi_{2i} \cdot Q_{ik}\right)\right]$$

essendo:

Ψ_{2i} = 0.2 nel caso di sovraccarichi stradali.

9.2 COMBINAZIONI DI CARICO SLE

Secondo quanto previsto dal D.M. 14.01.2008, si considerano le combinazioni:

$$F_d = G_1 + G_2 + P_k + \left[\sum_i \left(\Psi_{2i} \cdot Q_{ik}\right)\right]$$

essendo Ψ_{2i} pari a 1 per la combinazione rara considerata nelle verifiche di deformabilità.

10 CRITERI DI CALCOLO GEOTECNICO E STRUTTURALE

In generale, per ogni stato limite deve essere verificata la condizione:

$$E_d \leq R_d$$

dove E_d rappresenta l'insieme amplificato delle azioni agenti, ed R_d l'insieme delle resistenze, queste ultime corrette in funzione della tipologia del metodo di approccio al calcolo eseguito, della geometria del sistema e delle proprietà meccaniche dei materiali e dei terreni in uso.

A seconda dell'approccio perseguito, sarà necessario applicare dei coefficienti di sicurezza o amplificativi, a secondo si tratti del calcolo delle caratteristiche di resistenza o delle azioni agenti.

In particolare, in funzione del tipo di verifica da eseguire, avremo, per le azioni derivanti da carichi gravitazionali, i seguenti coefficienti parziali:

Carichi	**Coefficiente parziale** γ_F **(o** γ_E**)**	**EQU**	**(A1) STR**	**(A2) GEO**
Permanenti	γ_{G1}	0.9÷1.1	1.0÷1.3	1.0
Perm. non strutturali	γ_{G2}	0.0÷1.5	0.0÷1.5	0.0÷1.3
Variabili	$\gamma_{Q,i}$	0.0÷1.5	0.0÷1.5	0.0÷1.3

2. Tabella 2 - Coefficienti parziali per le azioni favorevoli-sfavorevoli

Ai fini delle resistenze, in funzione del tipo di verifica da eseguire, il valore di progetto può ricavarsi in base alle indicazioni sotto riportate.

Parametro	**Parametro di riferimento**	**Coefficiente parziale** γ_M	**M1**	**M2**
Tangente dell'angolo di resistenza φ'	tan γ'_K	$\gamma_{\varphi'}$	1.00	1.25
Coesione efficace	c'_K	$\gamma_{c'}$	1.00	1.25
Resistenza non drenata	C_{uk}	γ_{cu}	1.00	1.40
Peso dell'unità di volume	γ	γ_γ	1.00	1.00

3. Tabella 3 - Coefficienti parziali per i parametri geotecnici del terreno

Per quanto riguarda le paratie, la definizione dei coefficienti di resistenza R in relazione all'approccio e alla combinazione considerati, fa riferimento alle indicazioni contenute nelle tabelle seguenti, relative alle verifiche degli elementi costituenti la paratia.

Verifica	**Coefficiente parziale R1**	**Coefficiente parziale R2**	**Coefficiente parziale R3**
Resistenza del terreno posto a valle	$\gamma_R = 1.00$	$\gamma_R = 1.00$	$\gamma_R = 1.40$
Scorrimento	$\gamma_R = 1.00$	$\gamma_R = 1.00$	$\gamma_R = 1.10$

4. Tabella 4 - Coefficienti parziali γ_R per le verifiche agli stati limite ultimi per opere di contenimento

Le verifiche sulle paratie, riportate nel seguito della presente, saranno effettuate nei confronti dei seguenti stati limite e con gli approcci metodologici di fianco riportati.

SLU di tipo Geotecnico (GEO) – Approccio 1

Stabilità del tratto di paratia infissa e/o collasso

per rotazione rigida al piede **A2+M2+R1** (Comb. 2)

Stabilità globale dell'insieme terreno-opera **A2+M2+R1** (Comb. 2)

SLU di tipo Strutturale (STR) – Approccio 1

Resistenza elementi strutturali (micropali e trave di testa) **A1+M1+R1** (Comb. 1)

Sfilamento dei tiranti **A1+M1+R3** (Comb. 1)

10.1 STABILITÀ DEL TRATTO INFISSO (GEO)

Il codice di calcolo utilizzato per il dimensionamento delle paratie consente un'affidabile determinazione del fattore di sicurezza relativo alla stabilità del tratto infisso, espresso attraverso il rapporto (FRP) tra la spinta passiva massima – relativa alle condizioni di collasso - e quella effettivamente mobilitata nello scavo:

$$FRP = Rp_{,max}/R_p$$

10.2 STABILITÀ GLOBALE DELL'INSIEME TERRENO-OPERA (GEO)

Il codice di calcolo offre la possibilità di calcolare la stabilità complessiva del versante.

Questo tipo di verifica prende in esame la configurazione di scavo o, più in generale, del pendio, nella generica fase, prescindendo dalla sequenza costruttiva precedente. Questa tecnica, infatti, appartiene all'ambito dei metodi all'equilibrio limite che operano, di fatto, indipendentemente dal comportamento deformativo dell'opera.

Tra i metodi di valutazione della stabilità si è scelto di far riferimento al metodo dell'equilibrio limite, che permette di valutare il valore del fattore di sicurezza analizzando le

azioni agenti sui conci in cui il pendio viene suddiviso. Il fattore di sicurezza deriva dallo studio delle condizioni di equilibrio di ciascun concio come sintetizzato nella figura a destra.

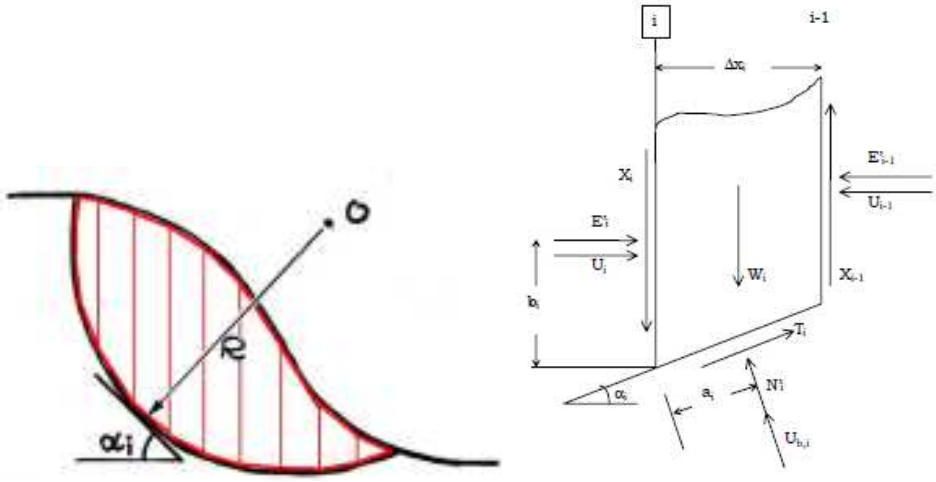

Le analisi presentate fanno riferimento al metodo di Bishop. Le ipotesi alla base del metodo sono:

- Stato di deformazione piano, ovvero superficie cilindrica e trascurabilità degli effetti tridimensionali;
- Arco della superficie di scorrimento alla base del concio approssimabile con la relativa corda;
- Comportamento del terreno rigido-perfettamente plastico e criterio di rottura di Mohr-Coulomb.

In base a tali ipotesi, il coefficiente di sicurezza viene valutato come il rapporto fra momento stabilizzante e momento ribaltante rispetto al centro della circonferenza.

Le verifiche sono state eseguite sia in condizioni statiche con l'Approccio 1 nella Combinazione 2 (A2 + M2 + R2), così come prescritto dalle NTC 2008 al par. 6.8.2.

10.3 CRITERIO DI VERIFICA DELLE SEZIONI IN C.A

La corretta progettazione di un elemento strutturale in c.a. deve essere sviluppata considerando tutti gli aspetti dai quali potrebbe dipendere il raggiungimento della crisi (SLU) o che non garantiscano il soddisfacimento di particolari requisiti funzionali (SLE). Appare quindi importante disporre di adeguate regole progettuali che, riferendosi a tutte le eventualità che potrebbero prodursi durante la vita di progetto, conducano ad un'attenta analisi di tutte le parti dell'elemento strutturale, ciascuna delle quali dovrà essere progettata con lo stesso grado di accuratezza.

Il calcolo delle caratteristiche della sollecitazione interna e le verifiche di resistenza negli elementi strutturali sono eseguiti con i metodi della Scienza e della Tecnica delle Costruzioni, basati sulle seguenti ipotesi:

1. planarità delle sezioni (ipotesi di Bernoulli);

2. resistenza a trazione del calcestruzzo trascurabile (solo per c.a.);

3. il conglomerato cementizio soggetto a compressione si comporta, nel campo delle tensioni di esercizio, come un materiale elastico, isotropo ed omogeneo (validità della Legge di Hooke);

4. perfetta aderenza acciaio-calcestruzzo;

5. rottura del calcestruzzo determinata dal raggiungimento della sua capacità deformativa ultima a compressione;

6. rottura dell'armatura tesa determinata dal raggiungimento della sua capacità deformativa ultima;

7. utilizzo di modelli rappresentativi del legame costitutivo (σ-ε) dei materiali

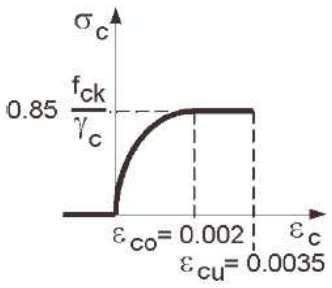

Legame costitutivo cls

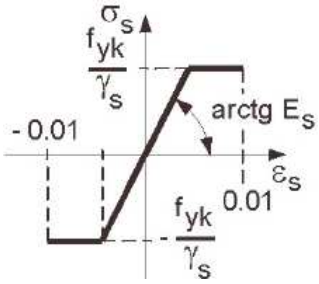

Legame costitutivo acciaio

8. nella valutazione delle piccole deformazioni, si fa riferimento alla totale sezione di conglomerato, adottando il modulo elastico E_c del conglomerato compresso;

9. l'acciaio, sia teso che compresso, nel campo delle tensioni di esercizio, è in campo elastico, ossia si ammette anche per esso la validità della Legge di Hooke.

Il metodo di verifica adottato è quello agli Stati Limite Ultimo (SLU) ed agli Stati Limite di Esercizio (SLE), secondo quanto previsto dal D.M. del 14 gennaio 2008.

10.4 VERIFICHE SLE

La verifica nei confronti degli Stati limite di esercizio, consiste nel controllare, con riferimento alle sollecitazioni di calcolo corrispondenti alle Combinazioni di Esercizio il tasso di Lavoro nei Materiali e l'ampiezza delle fessure attesa, secondo quanto di seguito specificato.

10.4.1 Verifiche alle tensioni

La verifica delle tensioni in esercizio consiste nel controllare il rispetto dei limiti tensionali previsti per il calcestruzzo e per l'acciaio per ciascuna delle combinazioni di carico caratteristiche "Rara" e "Quasi Permanente"; i valori tensionali nei materiali sono valutati secondo le note teorie di analisi delle sezioni in c.a. in campo elastico e con calcestruzzo "non reagente" adottando come limiti di riferimento, trattandosi nel caso in specie di opere Ferroviarie, quelli indicati nel Manuale di RFI, ovvero:

Tensioni di compressione del calcestruzzo

Devono essere rispettati i seguenti limiti per le tensioni di compressione nel calcestruzzo:

- Per combinazione di carico caratteristica (rara): 0.55 f_{ck};
- Per combinazioni di carico quasi permanente: 0.40 f_{ck};
- Per spessori minori di 5 cm, le tensioni normali limite di esercizio sono ridotte del 30%.

Tensioni di trazione nell'acciaio

Per le armature ordinarie, la massima tensione di trazione sotto la combinazione di carico caratteristica (rara) non deve superare 0.75 f_{yk}.

Per il caso in esame risulta in particolare:

CALCESTRUZZO

$\sigma_{cmax\ QP}$ = (0.40 f_{ck}) =9.96MPa (Combinazione di Carico Quasi Permanente)

$\sigma_{cmax\ R}$ = (0.55 f_{ck}) =13.63 MPa (Combinazione di Carico Caratteristica - Rara)

ACCIAIO

$\sigma_{s\ max}$ =(0.75 f_{yk}) = 338 MPa Combinazione di Carico Caratteristica(Rara)

10.4.2 Verifiche a fessurazione

La verifica di fessurazione consiste nel controllare l'ampiezza dell'apertura delle fessure sotto combinazione di carico rara. Essendo la struttura a contatto col terreno si considerano condizioni ambientali aggressive; le armature di acciaio ordinario sono ritenute poco sensibili [NTC – Tabella 4.1.IV]

In relazione all'aggressività ambientale e alla sensibilità dell'acciaio, l'apertura limite delle fessure è riportato nel prospetto seguente:

Gruppi di esigenza	Condizioni ambientali	Combinazione di azione	Armatura			
			Sensibile		Poco sensibile	
			Stato limite	wd	Stato limite	wd
a	Ordinarie	frequente	ap. fessure	≤w_2	ap. fessure	≤w_3
		quasi permanente	ap. fessure	≤w_1	ap. fessure	≤w_2
b	Aggressive	frequente	ap. fessure	≤w_1	ap. fessure	≤w_2
		quasi permanente	decompressione	-	ap. fessure	≤w_1
c	Molto Aggressive	frequente	formazione fessure	-	ap. fessure	≤w_1
		quasi permanente	decompressione	-	ap. fessure	≤w_1

Tabella 5 - Criteri di scelta dello stato limite di fessurazione e Condizioni Ambientali - Tabella 4.1.IV

CONDIZIONI AMBIENTALI	CLASSE DI ESPOSIZIONE
Ordinarie	X0, XC1, XC2, XC3, XF1
Aggressive	XC4, XD1, XS1, XA1, XA2, XF2, XF3
Molto aggressive	XD2, XD3, XS2, XS3, XA3, XF4

5. Tabella 6–Descrizione delle condizioni ambientali Tabella 4.1.III

Risultando:

w_1= 0.2 mm w_2= 0.3 mm w_3= 0.4 mm

Alle prescrizioni normative presenti in NTC si sostituiscono in tal caso quelle fornite dalle specifiche RFI (Requisiti concernenti la fessurazione per strutture in c.a., c.a.p. e miste acciaio-calcestruzzo) secondo cui la verifica nei confronti dello stato limite di apertura delle fessure va effettuata utilizzando le sollecitazioni derivanti dalla combinazione caratteristica (rara).

Per strutture in condizioni ambientali ordinarie per tutte le strutture a permanente contatto con il terreno e per le zone non ispezionabili di tutte le strutture, l'apertura convenzionale delle fessure dovrà risultare:

Combinazione Caratteristica (Rara) $d_{fess} < w_2$= 0.3 mm DM 14.1.2008

Combinazione Caratteristica (Rara) $d_{fess} < w_1$= 0.2 mm Manuale Progettazione RFI

Nel caso specifico ovviamente verrà ottemperata la seconda limitazione essendo maggiormente significativa.

10.5 VERIFICHE ALLO SLU

10.5.1 Pressoflessione

Allo Stato Limite Ultimo le verifiche per tensioni normali vengono condotte confrontando per ogni sezione le resistenze ultime e le sollecitazioni massime agenti, valutando di conseguenza il corrispondente fattore di sicurezza secondo la nota relazione:

M_{rd} (N_{Ed}) ≥ M_{Ed}

dove:

M_{rd} = è il valore di calcolo del momento resistente corrispondente a N_{Ed};

N_{Ed} = è il valore di calcolo della componente assiale (sforzo normale) dell'azione;

M_{Ed} = è il valore di calcolo della componente flettente dell'azione.

Il momento resistente M_{rd} è valutato adottando per i materiali i modelli tensionali $\sigma - \varepsilon$.

10.5.2 Taglio

La resistenza a taglio V_{Rd} della membratura priva di armatura specifica risulta pari a:

$$V_{Rd} = \left\{ 0.18 \cdot k \cdot \frac{(100 \cdot \rho_1 \cdot f_{ck})^{1/3}}{\gamma_c + 0.15 \cdot \sigma_{cp}} \right\} \cdot b_w \cdot d \geq v_{min} + 0.15 \cdot \sigma_{cp} \cdot b_w d$$

dove:

$v_{min} = 0.035 \cdot k^{3/2} \cdot f_{ck}^{1/2}$;

$k = 1 + (200/d)^{1/2} \leq 2$;

$\rho_1 = A_{sw}/(b_w * d)$

d = altezza utile per piedritti soletta superiore ed inferiore;

b_w= 1000 mm larghezza utile della sezione ai fini del taglio.

In presenza di armatura, invece, la resistenza a taglio V_{Rd} è il minimo tra la resistenza a taglio trazione V_{Rsd} è la resistenza a taglio compressione V_{Rcd}

$$V_{Rsd} = 0.9 \cdot d \cdot \frac{A_{sw}}{s} \cdot f_{yd} \cdot (\mathrm{ctg}\alpha + \mathrm{ctg}\theta) \cdot \sin\alpha$$

$$V_{Rcd} = 0.9 \cdot d \cdot b_w \cdot \alpha_c \cdot f'_{cd} \cdot \frac{(ctg\,\alpha + ctg\,\theta)}{(1 + ctg^2\theta)}$$

essendo:

$1 \leq ctg\,\theta \leq 2.5$

Per quanto riguarda in particolare le verifiche a taglio per elementi armati a taglio, si è fatto riferimento al metodo del traliccio ad inclinazione variabile, in accordo a quanto prescritto al punto 4.1.2.1.3 delle NTC08, considerando ai fini delle verifiche, un angolo θ di inclinazione delle bielle compresse del traliccio resistente tale da rispettare la condizione.

$1 \leq cotg\,\theta \leq 2.5$ $\quad 45° \geq \theta \geq 21.8°$

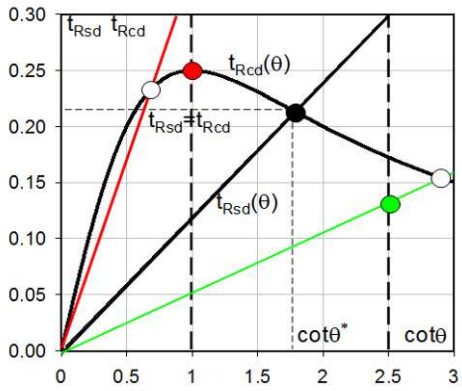

L'angolo effettivo di inclinazione delle bielle (θ) assunto nelle verifiche è stato in particolare valutato, nell'ambito di un problema di verifica, tenendo conto di quanto di seguito indicato :

$$\cot\theta^* = \sqrt{\frac{\nu \cdot \alpha_c}{\omega_{sw}} - 1}$$

(θ^* angolo di inclinazione delle bielle cui corrisponde la crisi contemporanea di bielle compresse ed armature)

dove:

$\nu = f'_{cd} / f_{cd} = 0.5$

f'_{cd} = resistenza a compressione ridotta del calcestruzzo d'anima

f_{cd} = resistenza a compressione di calcolo del calcestruzzo d'anima

a_c coefficiente maggiorativo pari a

1 per membrature non compresse

$1 + \sigma_p/f_{cd}$ per $0 \leq \sigma_{cp} \leq 0.25\ f_{cd}$

1.25 per $0.25\ f_{cd} \leq \sigma_{cp} \leq 0.5\ f_{cd}$

$2.5(1 - \sigma_{cp}/f_{cd})$ per $0.5\ f_{cd} < \sigma_{cp} < f_{cd}$

ω_{sw}: percentuale meccanica di armatura trasversale.

$$\omega_{sw} = \frac{A_{sw}\, f_{yd}}{b\, s\, f_{cd}}$$

11 VERIFICHE PARATIA TIPO 0

Con questo modello di calcolo si analizza la paratia di pali di altezza 6m, non tirantata, scavo massimo 3.80m, scavo in fase di esercizio 3.30m.

11.1 VERIFICHE SULLA RESISTENZA MOBILITATA (GEO)

In questa fase si considerano le Comb. GEO A2+M2. A valle, la risultante delle spinte va confrontata con la resistenza passiva di progetto. I coefficienti di sicurezza sono incorporati nei coefficienti parziali γ_M e γ_R che si riferiscono all'approccio di calcolo prescelto: pertanto nei riguardi di una verifica allo Stato Limite Ultimo, la spinta sollecitante potrebbe, al limite, eguagliare la resistenza passiva di progetto. In tal caso la risultante delle spinte è minore della resistenza passiva di progetto.

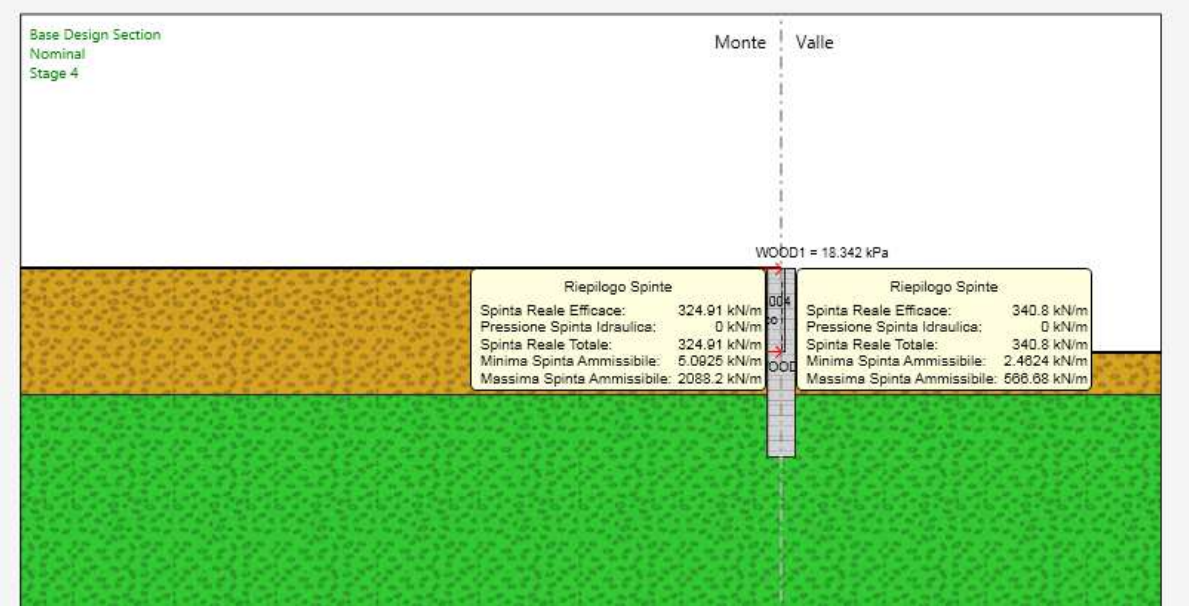

***Figura 2** – Riepilogo spinte GEO*

FRP = 1.74

11.2 VERIFICA DELLE CONDIZIONI DI STABILITÀ'

11.2.1 Metodo Di Analisi

In accordo con la normativa vigente, le verifiche di stabilità sono state effettuate con l'Approccio 1- Combinazione 2: A2+M2+R2 tenendo conto dei vari coefficienti parziali riportati nelle tabelle 6.2.I, 6.2.II e 6.8.I. Le analisi sono state condotte con i metodi all'equilibrio limite tenendo conto della stratigrafia reale del sito. Il livello di sicurezza è espresso come rapporto tra la resistenza a taglio disponibile e lo sforzo di taglio mobilitato lungo la potenziale superficie di scorrimento. In particolare, nei metodi delle strisce la massa di terreno viene discretizzata in strisce verticali e si determina la superficie di scorrimento critica in corrispondenza della quale si ha il minimo coefficiente di sicurezza. La condizione di verifica $E_d \leq R_d$ equivale ad avere un coefficiente di sicurezza in corrispondenza della superficie di scorrimento critica $F_{min} \geq \gamma_R$: $F = R_d/E_d \geq 1.1$. Nelle analisi è stato adottato il metodo di Bishop che considera delle superfici di scorrimento a direttrice circolare.

11.2.2 Risultati Analisi

Di seguito si riporta la verifica di stabilità globale dell'opera in esame. Per la definizione della superficie critica è stato scelto il criterio degli intervalli di entrata (a monte) e di uscita (a valle). Nella seguente figura vengono mostrati gli intervalli stabiliti e le superfici analizzate. Viene assunta come superficie critica quella a cui corrisponde il coefficiente di sicurezza minimo.

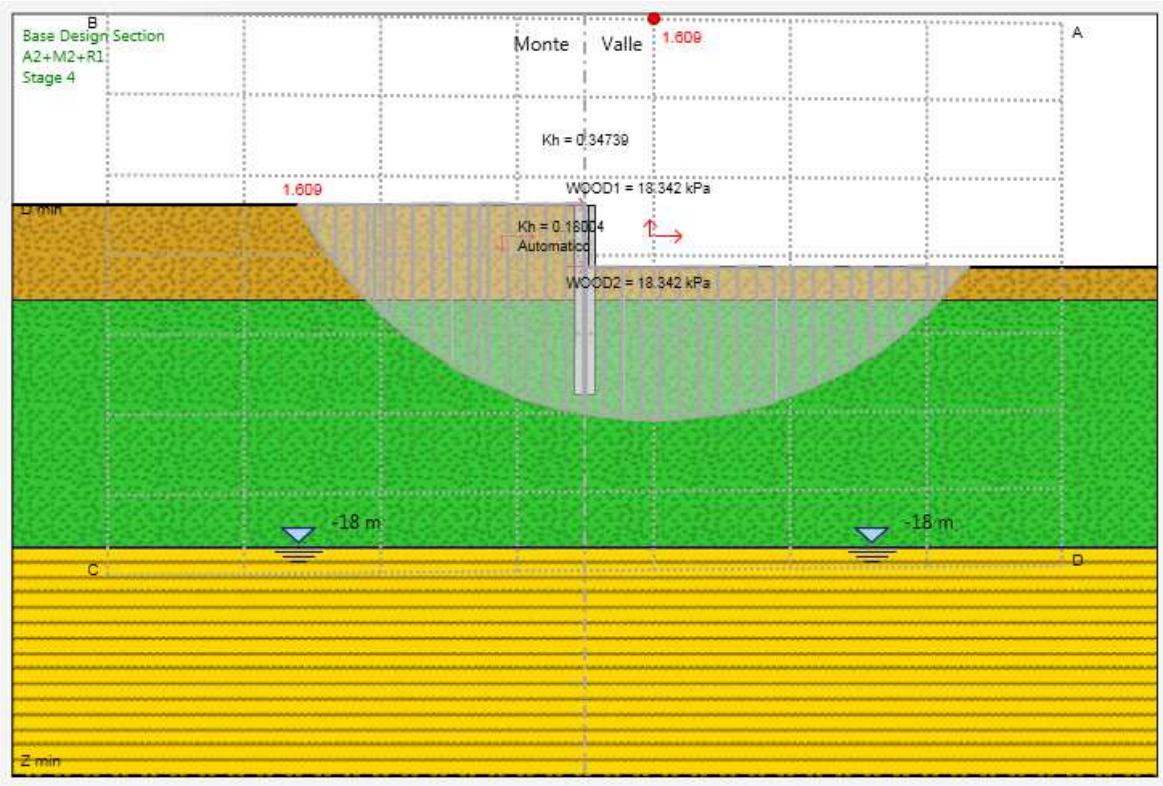

Figura 3 *– Superficie critica*

Come si evince dal grafico riportato di seguito, il minimo coefficiente di sicurezza è pari a 1.609, pertanto la verifica è soddisfatta. Per maggiori informazioni si rimanda ai tabulati di calcolo.

11.3 VERIFICHE STRUTTURALI (STR)

11.3.1 Verifiche pali ϕ1200/1300

I pali (L=6m) costituenti la paratia risultano armati con 12ϕ22 come armatura longitudinale e con una spirale ϕ10/20cm come armatura a taglio. Il copriferro al netto della spirale è pari a 6 cm. Per le verifiche strutturali sono state prese in considerazione le sollecitazioni massime, momento flettente e taglio della combinazione STR in tutte le fasi di calcolo. Di seguito si riportano i diagrammi degli inviluppi:

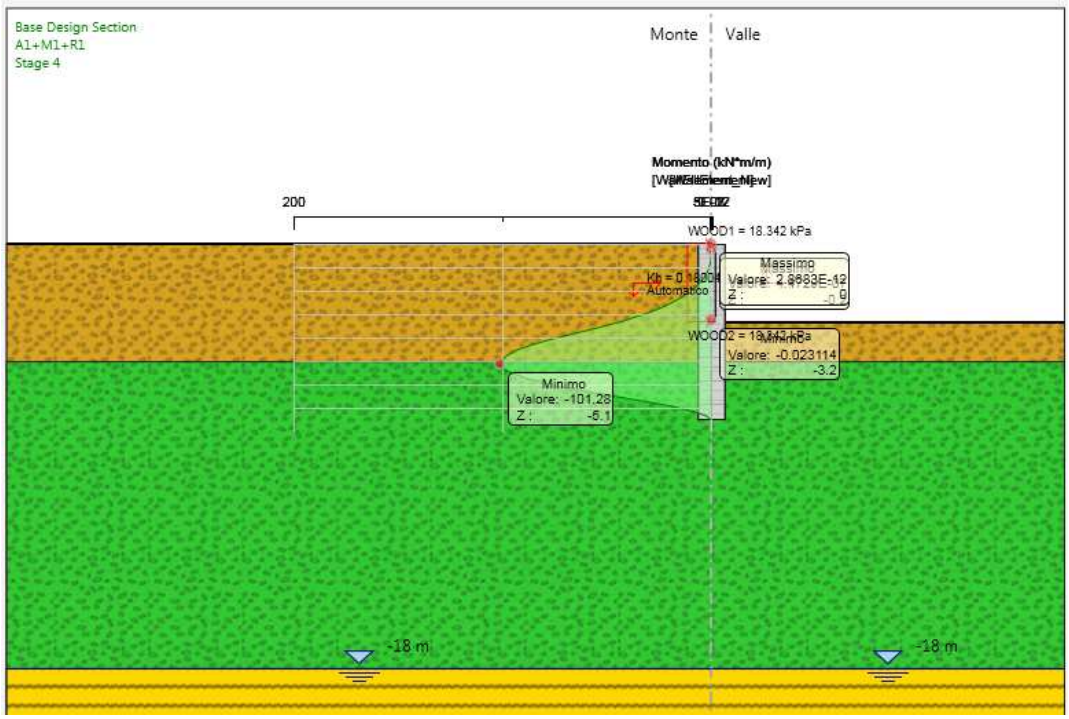

Figura 4 *– Diagramma sollecitazione flessionale lungo la paratia [kNm/m]*

M_{SLU} = 101.28 x 1.30= 131.65 kNm/palo z= -5.1 m da p.c.

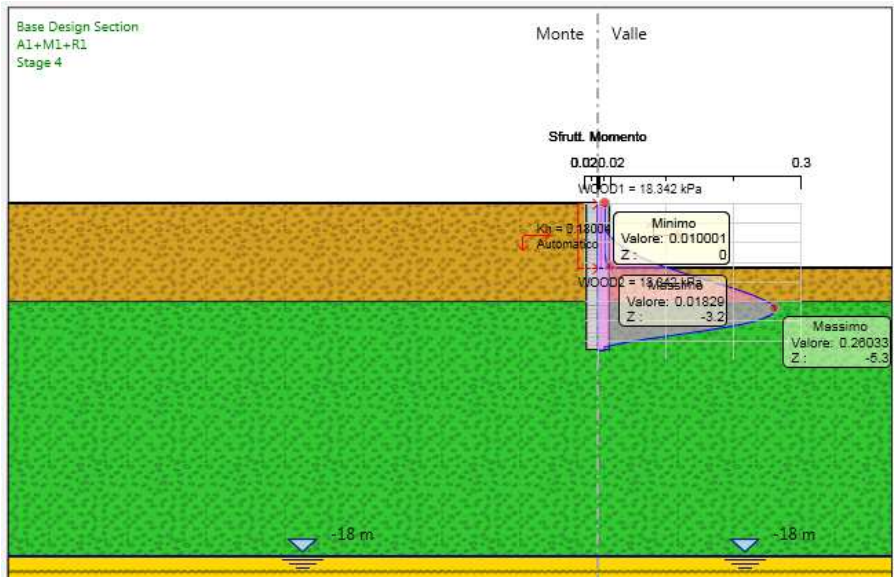

Figura 5 *– Diagramma verifica flessionale lungo la paratia*

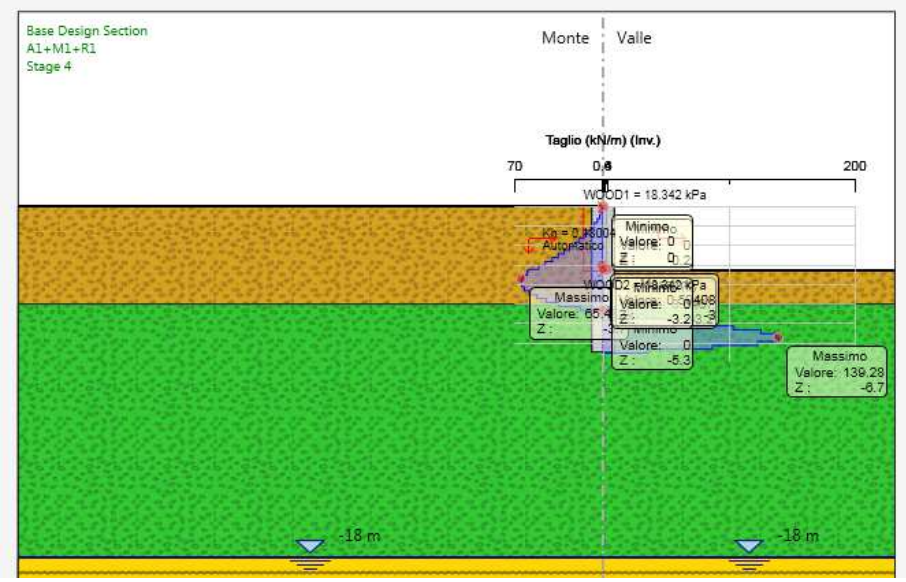

Figura 6 *– Diagramma sollecitazione tagliante lungo la paratia [kN/m]*

T_{SLU} = 139.30 x 1.30 = 181.10 kN/palo z= 6.7 m da p.c.

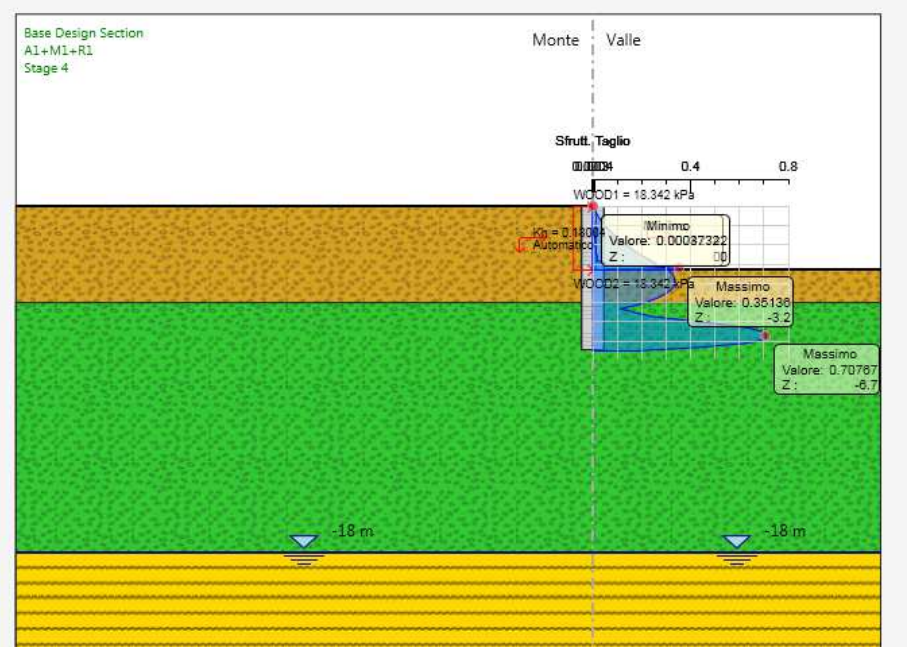

Figura 7 – Diagramma verifica a taglio lungo la paratia

La massima fessura registrata allo SLE rara è pari a 0.195 mm, valore inferiore al limite consentito.

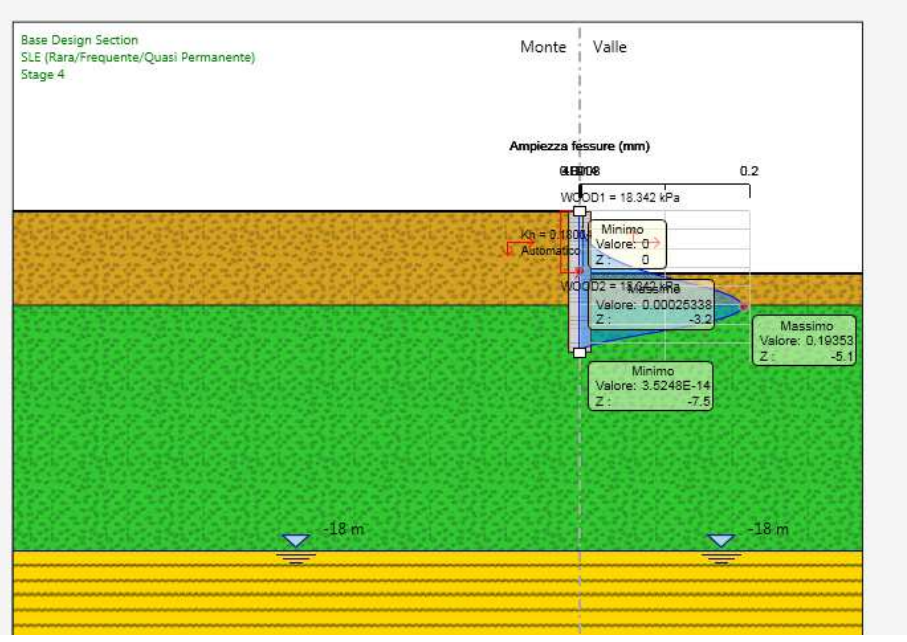

Figura 8 – Diagramma fessurazione lungo la paratia

11.4 VERIFICHE SPOSTAMENTI ORIZZONTALI (SLE)

Per l'opera di sostegno si ottiene uno spostamento massimo in testa pari a circa 14 mm. Il valore è ritenuto accettabile ai fini della sicurezza della viabilità autostradale.

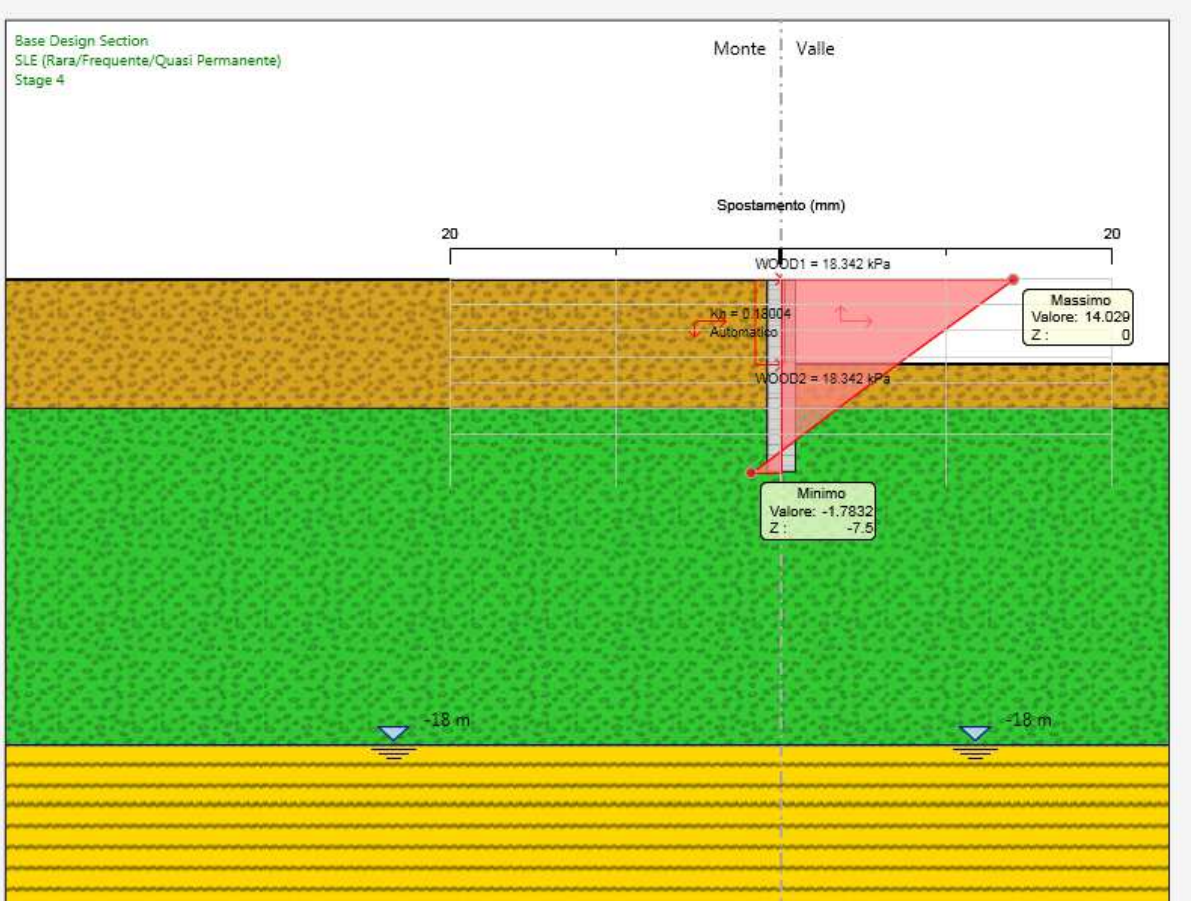

***Figura 9** – Diagramma spostamenti orizzontali lungo la paratia [mm]-SLE*

12 VERIFICHE PARATIA TIPO 1

Con questo modello di calcolo si analizza la paratia di pali di altezza 6m (+1.50m), scavo massimo 4.60m, scavo in fase di esercizio 4.10m.

12.1 VERIFICHE SULLA RESISTENZA MOBILITATA (GEO)

In questa fase si considerano le Comb. GEO A2+M2. A valle, la risultante delle spinte va confrontata con la resistenza passiva di progetto. I coefficienti di sicurezza sono incorporati nei coefficienti parziali γ_M e γ_R che si riferiscono all'approccio di calcolo prescelto: pertanto nei riguardi di una verifica allo Stato Limite Ultimo, la spinta sollecitante potrebbe, al limite, eguagliare la resistenza passiva di progetto. In tal caso la risultante delle spinte è minore della resistenza passiva di progetto.

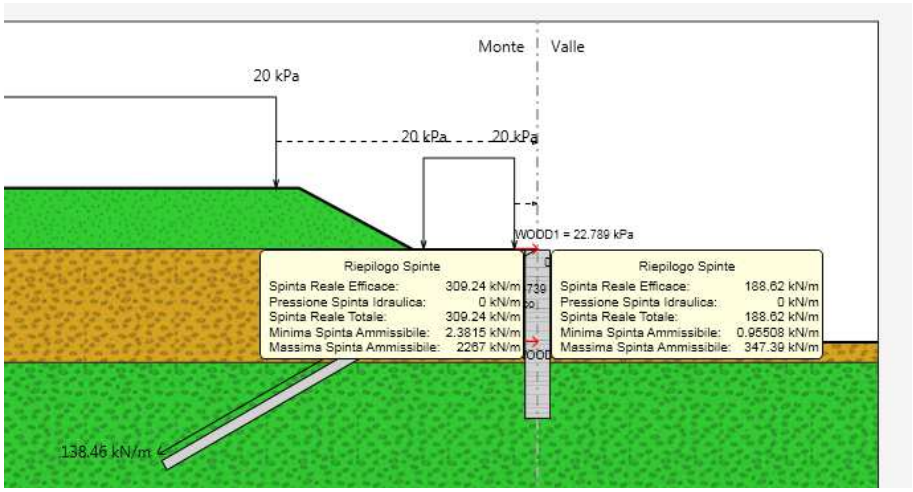

***Figura 10** – Riepilogo spinte GEO*

FRP = 1.51

12.2 VERIFICA DELLE CONDIZIONI DI STABILITÀ'

12.2.1 Metodo Di Analisi

In accordo con la normativa vigente, le verifiche di stabilità sono state effettuate con l'Approccio 1- Combinazione 2: A2+M2+R2 tenendo conto dei vari coefficienti parziali riportati nelle tabelle 6.2.I, 6.2.II e 6.8.I. Le analisi sono state condotte con i metodi all'equilibrio limite tenendo conto della stratigrafia reale del sito. Il livello di sicurezza è espresso come rapporto tra la resistenza a taglio disponibile e lo sforzo di taglio mobilitato lungo la potenziale superficie di scorrimento. In particolare, nei metodi delle strisce la massa di terreno viene discretizzata in strisce verticali e si determina la superficie di scorrimento critica in corrispondenza della quale si ha il minimo coefficiente di sicurezza. La condizione di verifica $E_d \leq R_d$ equivale ad avere un coefficiente di sicurezza in corrispondenza della superficie di scorrimento critica $F_{min} \geq \gamma_R$: $F = R_d/E_d \geq 1.1$. Nelle analisi è stato adottato il metodo di Bishop che considera delle superfici di scorrimento a direttrice circolare.

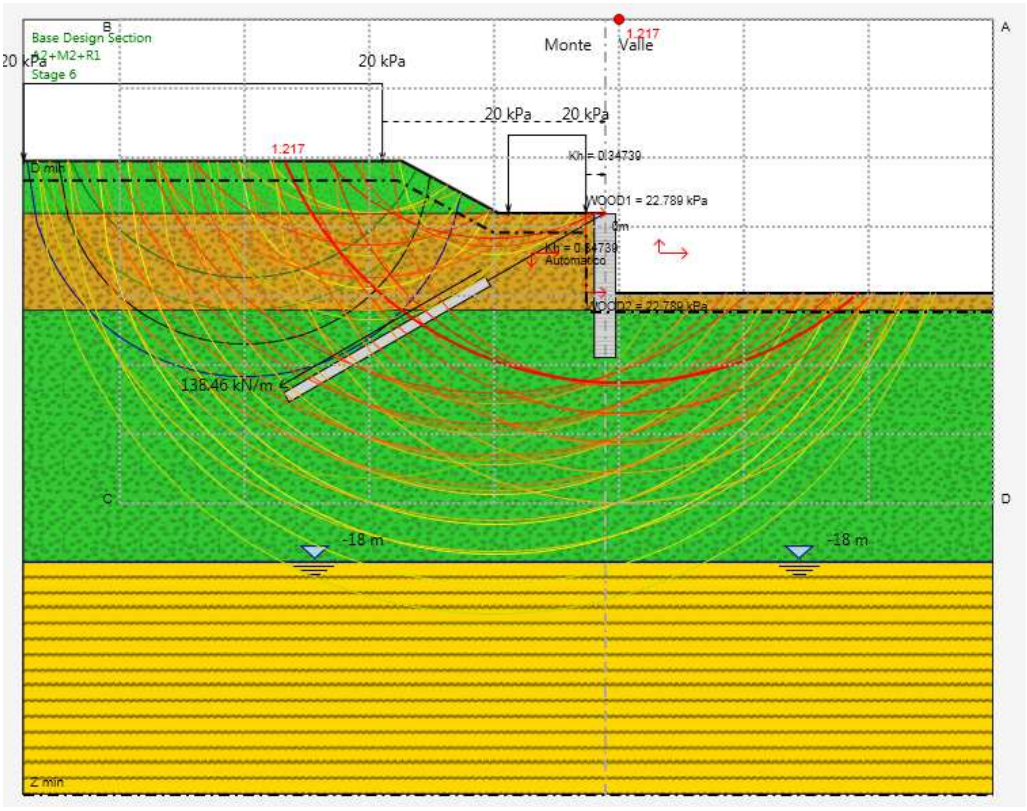

Figura 11 *– Superficie analizzate*

12.2.2 Risultati Analisi

Di seguito si riporta la verifica di stabilità globale dell'opera in esame. Per la definizione della superficie critica è stato scelto il criterio degli intervalli di entrata (a monte) e di uscita (a valle). Nella seguente figura vengono mostrati gli intervalli stabiliti e le superfici analizzate. Viene assunta come superficie critica quella a cui corrisponde il coefficiente di sicurezza minimo.

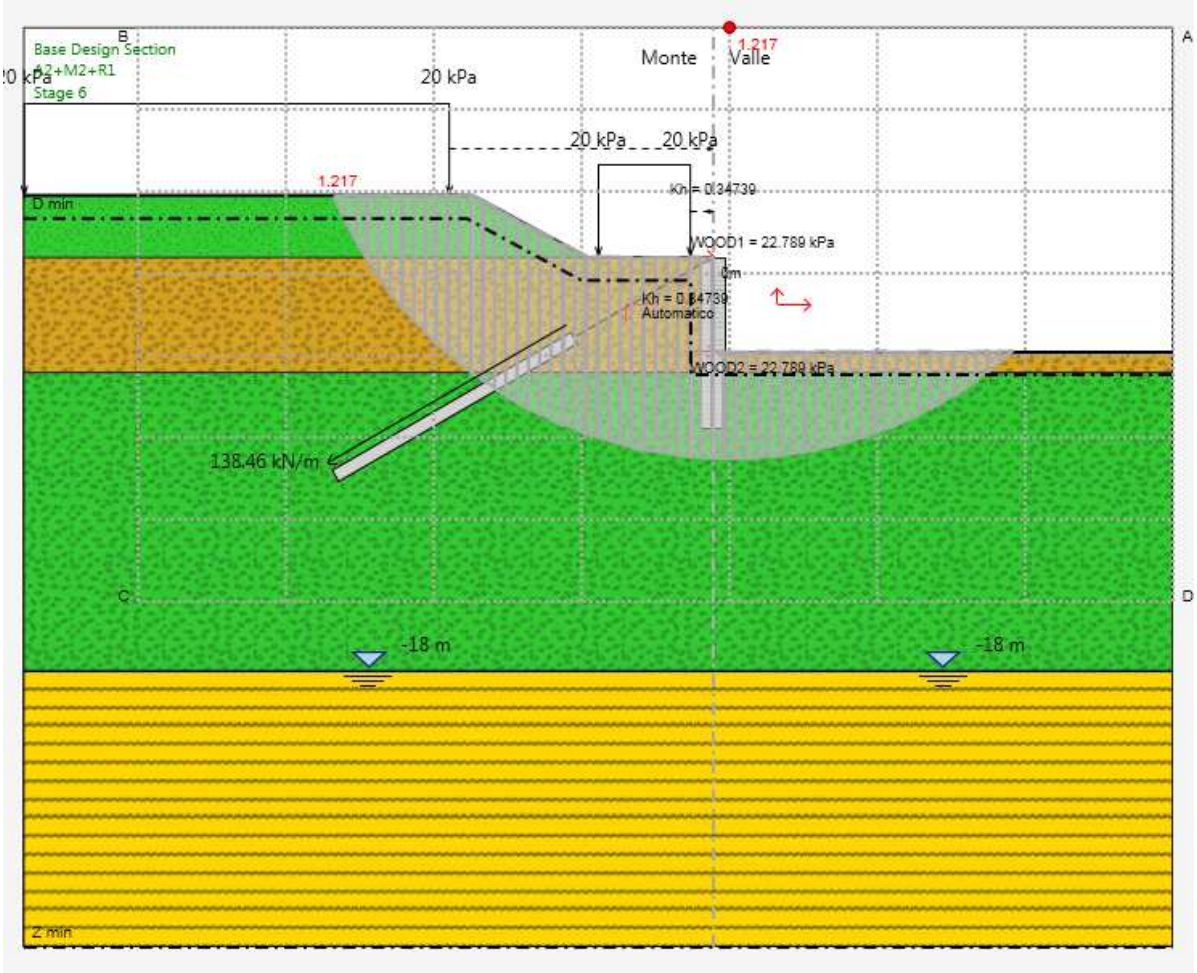

***Figura 12** – Superficie critica*

Come si evince dal grafico riportato di seguito, il minimo coefficiente di sicurezza è pari a 1.217, pertanto la verifica è soddisfatta. Per maggiori informazioni si rimanda ai tabulati di calcolo.

12.3 VERIFICHE STRUTTURALI (STR)

12.3.1 Verifiche pali ϕ1200/1300

I pali (L=6m) costituenti la paratia risultano armati con 20ϕ22 come armatura longitudinale e con una spirale ϕ10/20cm come armatura a taglio. Il copriferro al netto della spirale è pari a 6 cm. Per le verifiche strutturali sono state prese in considerazione le sollecitazioni massime, momento flettente e taglio della combinazione STR in tutte le fasi di calcolo. Di seguito si riportano i diagrammi degli inviluppi:

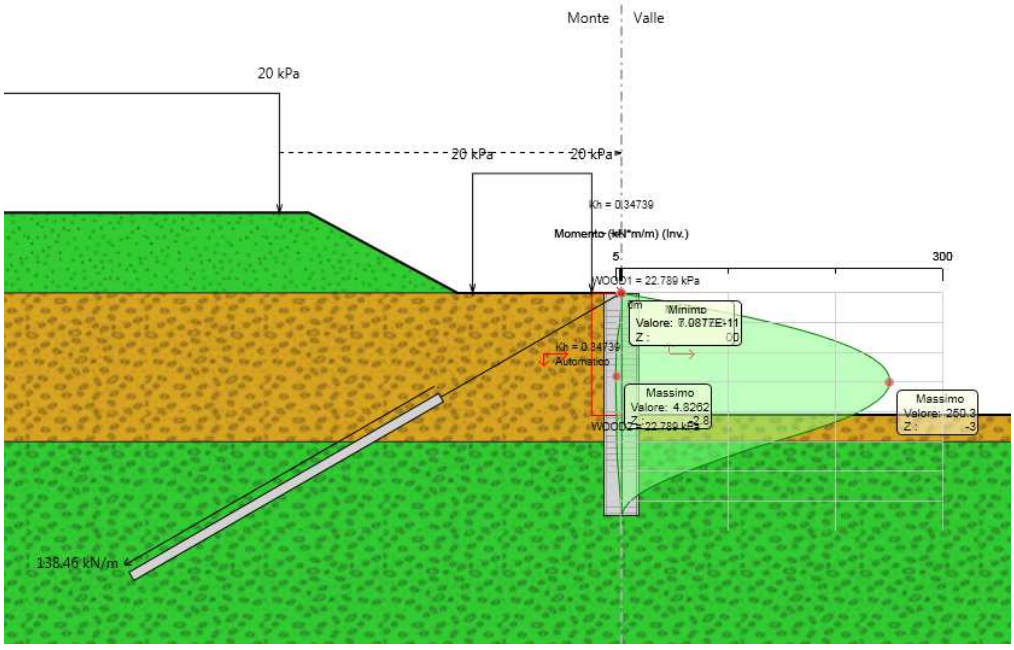

Figura 13 *– Diagramma sollecitazione flessionale lungo la paratia [kNm/m]*

M_{SLU} = 250.3 x 1.30= 325.40 kNm/palo z= -3 m da p.c.

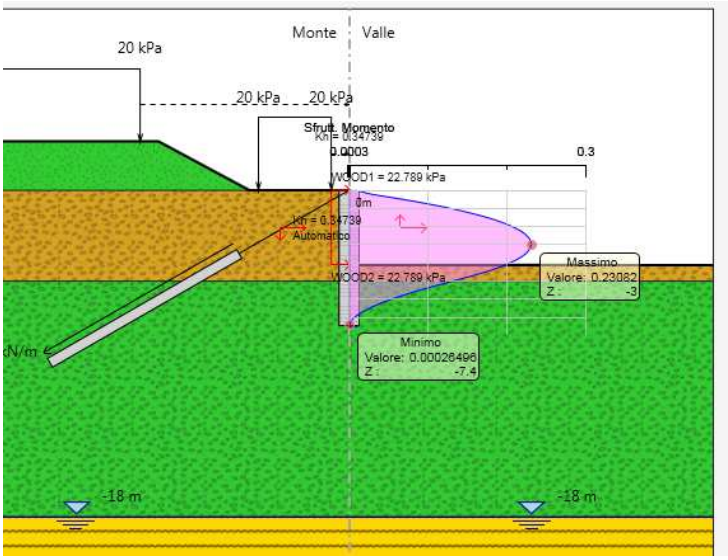

Figura 14 *– Diagramma verifica flessionale lungo la paratia*

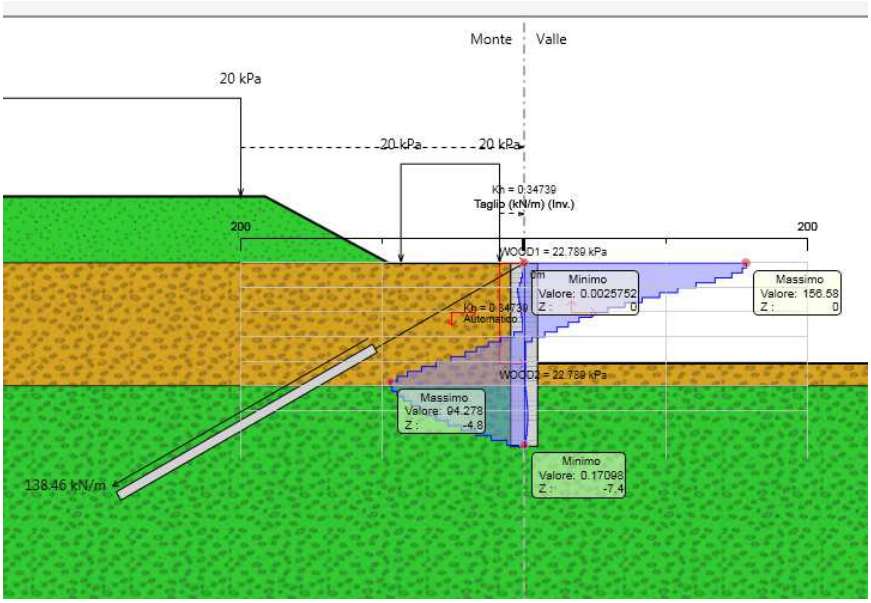

Figura 15 *– Diagramma sollecitazione tagliante lungo la paratia [kN/m]*

T_{SLU} = 158.68 x 1.30 = 206.3 kN/palo z= 0 m da p.c.

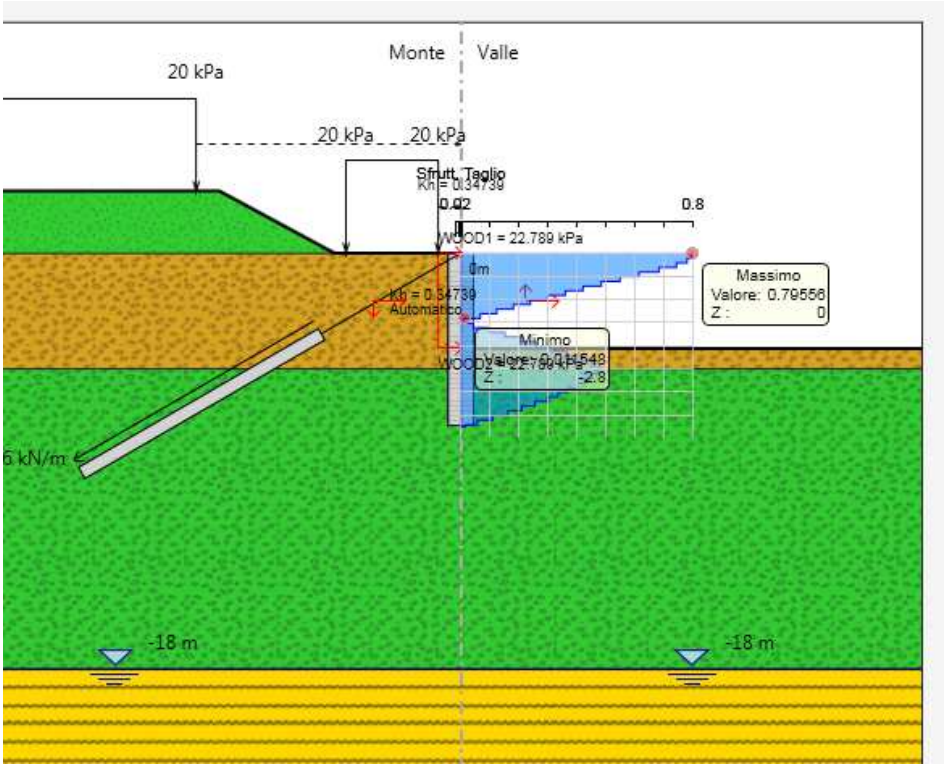

***Figura 16** – Diagramma verifica a taglio lungo la paratia*

La massima fessura registrata allo SLE rara è pari a 0.16 mm, valore inferiore al limite consentito.

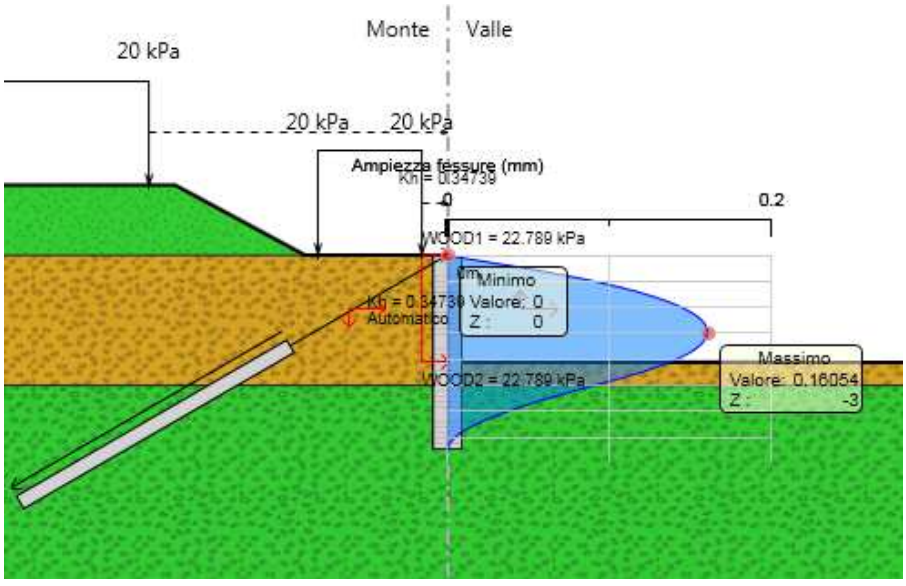

***Figura 17** – Diagramma fessurazione lungo la paratia*

12.3.2 Verifiche Tiranti SLE (Rara/Frequente/Quasi Permanente)

Tirante	Stage	Sollecitazione (kN)	Resistenza GEO (kN)	Resistenza STR (kN)	Coeff. di Sfruttamento GEO	Coeff. di Sfruttamento STR
I Ordine	Stage 3	360.1	1244.071	605.557	0.289	0.595
I Ordine	Stage 4	360.941	1244.071	605.557	0.29	0.596
I Ordine	Stage 5	361.49	1244.071	605.557	0.291	0.597
I Ordine	Stage 6	361.49	1244.071	605.557	0.291	0.597

12.3.3 Verifiche Tiranti A1+M1+R3

Tirante	Stage	Sollecitazione (kN)	Resistenza GEO (kN)	Resistenza STR (kN)	Coeff. di Sfruttamento GEO	Coeff. di Sfruttamento STR
I Ordine	Stage 3	468.13	575.959	605.557	0.813	0.773
I Ordine	Stage 4	469.268	575.959	605.557	0.815	0.775
I Ordine	Stage 5	470.091	575.959	605.557	0.816	0.776
I Ordine	Stage 6	470.091	575.959	605.557	0.816	0.776

12.3.4 Verifiche Tiranti A2+M2+R1

Tirante	Stage	Sollecitazione (kN)	Resistenza GEO (kN)	Resistenza STR (kN)	Coeff. di Sfruttamento GEO	Coeff. di Sfruttamento STR
I Ordine	Stage 3	360.1	575.959	605.557	0.625	0.595
I Ordine	Stage 4	361.361	575.959	605.557	0.627	0.597
I Ordine	Stage 5	362.154	575.959	605.557	0.629	0.598
I Ordine	Stage 6	362.153	575.959	605.557	0.629	0.598

12.3.5 Verifiche Sismica STR

Tirante	Stage	Sollecitazione (kN)	Resistenza GEO (kN)	Resistenza STR (kN)	Coeff. di Sfruttamento GEO	Coeff. di Sfruttamento STR
I Ordine	Stage 3	360.1	575.959	605.557	0.625	0.595
I Ordine	Stage 4	360.941	575.959	605.557	0.627	0.596
I Ordine	Stage 5	361.49	575.959	605.557	0.628	0.597
I Ordine	Stage 6	367.868	575.959	605.557	0.639	0.607

12.3.6 Verifiche Sismica GEO

Tirante	Stage	Sollecitazione (kN)	Resistenza GEO (kN)	Resistenza STR (kN)	Coeff. di Sfruttamento GEO	Coeff. di Sfruttamento STR
I Ordine	Stage 3	360.1	575.959	605.557	0.625	0.595
I Ordine	Stage 4	361.338	575.959	605.557	0.627	0.597
I Ordine	Stage 5	361.945	575.959	605.557	0.628	0.598
I Ordine	Stage 6	361.945	575.959	605.557	0.628	0.598

Inoltre, nel rispetto della gerarchia delle resistenze, si deve verificare che la resistenza caratteristica al limite di snervamento del tratto libero sia sempre maggiore della resistenza a sfilamento della fondazione dell'ancoraggio, ovvero che la rottura per sfilamento della fondazione debba precedere sempre la rottura dell'armatura:

- Resistenza allo sfilamento Rad (GEO) = 575 kN
- Resistenza di progetto dell'armatura dell'ancoraggio R_{td} (STR) = 605 kN

dove $R_{td} = A_s f_{yk} / \gamma_s$, essendo A_S l'area della sezione di armature (trefoli) e γ_s pari a 1.15 il fattore parziale di sicurezza richiesto dalla normativa sulla tensione caratteristica di snervamento dell'acciaio f_{yk}.

12.4 VERIFICHE SPOSTAMENTI ORIZZONTALI (SLE)

Per l'opera di sostegno si ottiene uno spostamento massimo pari a circa 1.24 mm. Il valore è ritenuto accettabile ai fini della sicurezza della viabilità autostradale.

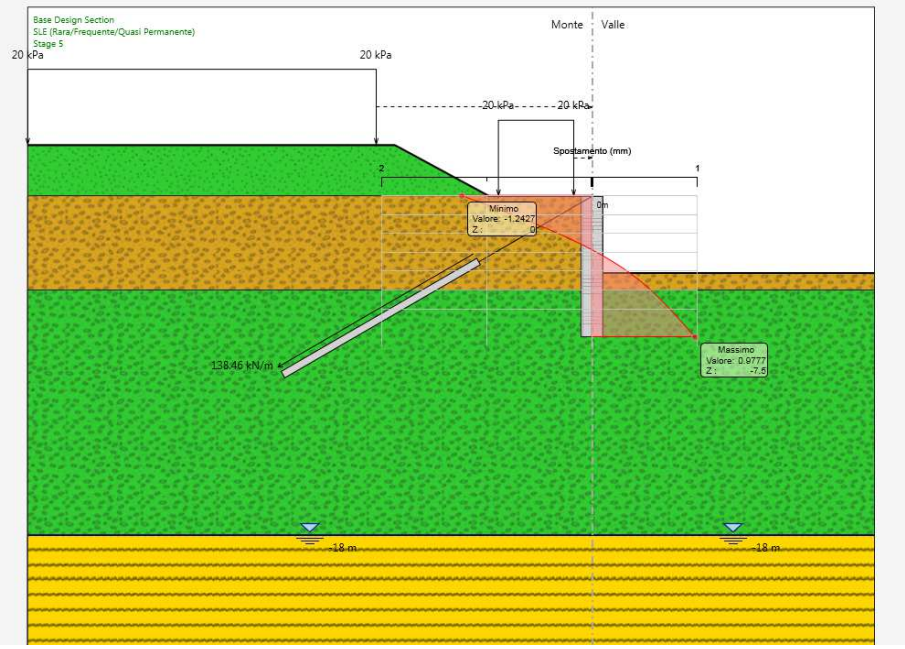

***Figura 18** – Diagramma spostamenti orizzontali lungo la paratia [mm]-SLE*

13 VERIFICHE PARATIA TIPO 2

Con questo modello di calcolo si analizza la paratia di pali di altezza 8m (+1.50m), scavo massimo 5.60m, scavo in fase di esercizio 5.10m.

13.1 VERIFICHE SULLA RESISTENZA MOBILITATA (GEO)

In questa fase si considerano le Comb. GEO A2+M2. A valle, la risultante delle spinte va confrontata con la resistenza passiva di progetto. I coefficienti di sicurezza sono incorporati nei coefficienti parziali γ_M e γ_R che si riferiscono all'approccio di calcolo prescelto: pertanto nei riguardi di una verifica allo Stato Limite Ultimo, la spinta sollecitante potrebbe, al limite, eguagliare la resistenza passiva di progetto. In tal caso la risultante delle spinte è minore della resistenza passiva di progetto.

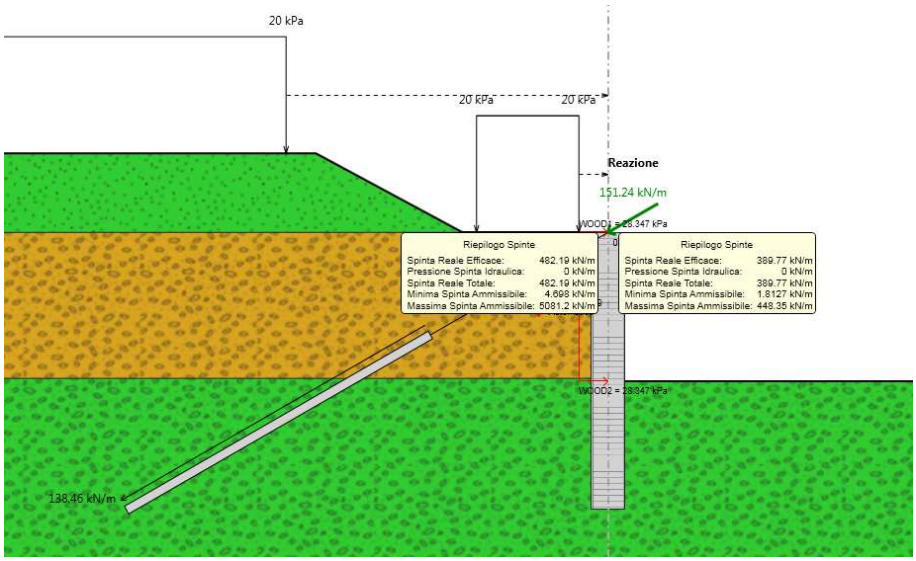

Figura 19 *– Riepilogo spinte GEO*

FRP = 1.20

13.2 VERIFICA DELLE CONDIZIONI DI STABILITÀ'

13.2.1 Metodo Di Analisi

In accordo con la normativa vigente, le verifiche di stabilità sono state effettuate con l'Approccio 1- Combinazione 2: A2+M2+R2 tenendo conto dei vari coefficienti parziali riportati nelle tabelle 6.2.I, 6.2.II e 6.8.I. Le analisi sono state condotte con i metodi all'equilibrio limite tenendo conto della stratigrafia reale del sito. Il livello di sicurezza è espresso come rapporto tra la resistenza a taglio disponibile e lo sforzo di taglio mobilitato lungo la potenziale superficie di scorrimento. In particolare, nei metodi delle strisce la massa di terreno viene discretizzata in strisce verticali e si determina la superficie di scorrimento critica in corrispondenza della quale si ha il minimo coefficiente di sicurezza. La condizione di verifica $E_d \leq R_d$ equivale ad avere un coefficiente di sicurezza in corrispondenza della superficie di scorrimento critica $F_{min} \geq \gamma_R$: $F = R_d/E_d \geq 1.1$. Nelle analisi è stato adottato il metodo di Bishop che considera delle superfici di scorrimento a direttrice circolare.

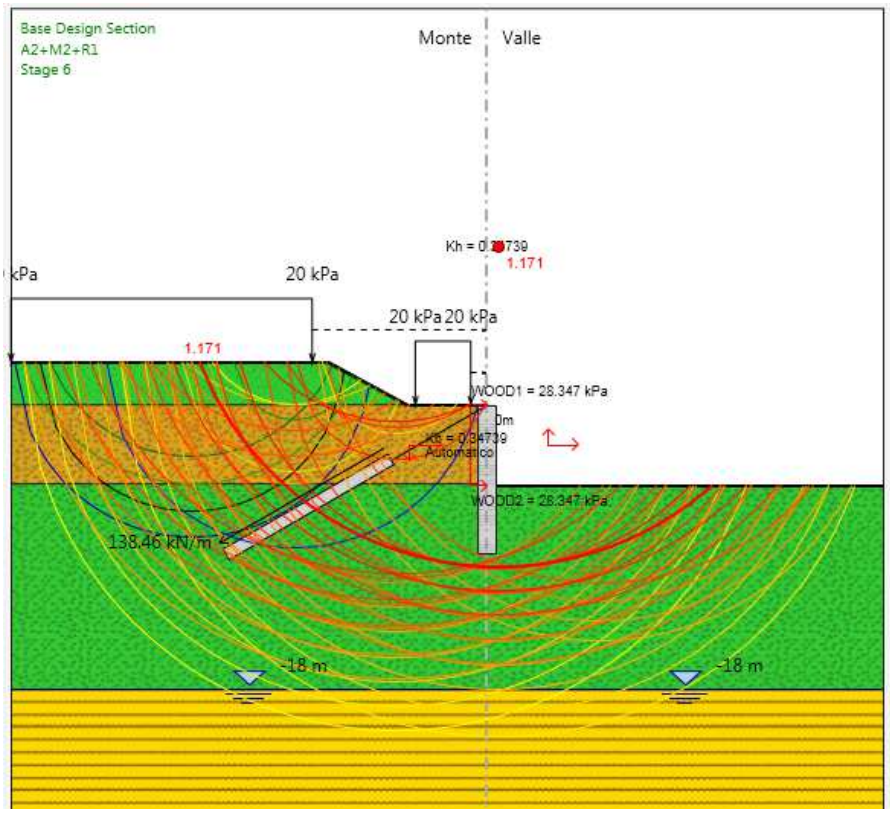

***Figura 20** – Superficie analizzate*

13.2.2 Risultati Analisi

Di seguito si riporta la verifica di stabilità globale dell'opera in esame. Per la definizione della superficie critica è stato scelto il criterio degli intervalli di entrata (a monte) e di uscita (a valle). Nella seguente figura vengono mostrati gli intervalli stabiliti e le superfici analizzate. Viene assunta come superficie critica quella a cui corrisponde il coefficiente di sicurezza minimo.

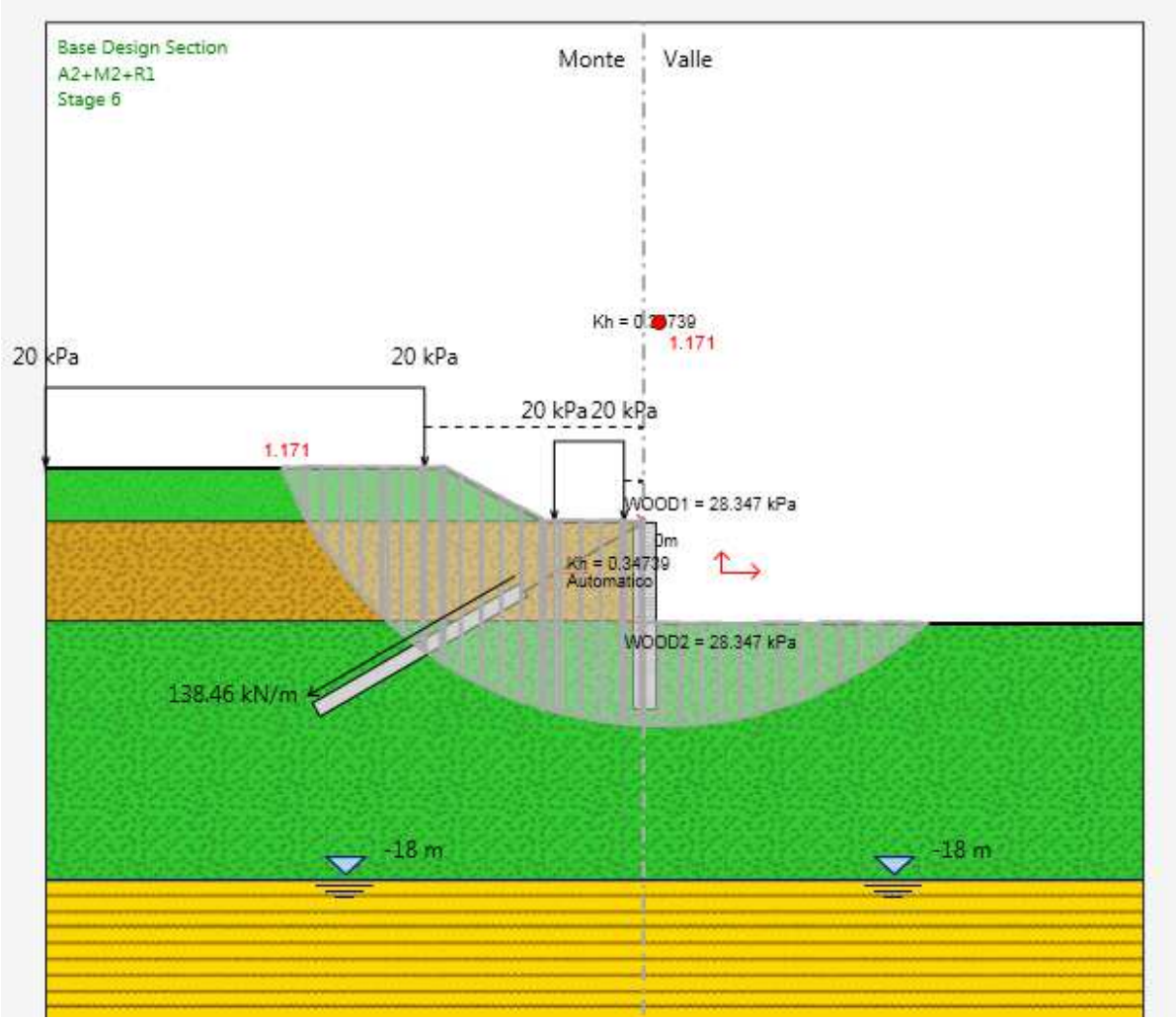

***Figura 21** – Superficie critica*

Come si evince dal grafico riportato di seguito, il minimo coefficiente di sicurezza è pari a 1.171, pertanto la verifica è soddisfatta. Per maggiori informazioni si rimanda ai tabulati di calcolo.

13.3 VERIFICHE STRUTTURALI (STR)

13.3.1 Verifiche pali ϕ1200/1300

I pali (L=8m) costituenti la paratia risultano armati con 20ϕ22 come armatura longitudinale e con una spirale ϕ10/20cm come armatura a taglio. Il copriferro al netto della spirale è pari a 6 cm. Per le verifiche strutturali sono state prese in considerazione le sollecitazioni massime, momento flettente e taglio della combinazione STR in tutte le fasi di calcolo. Di seguito si riportano i diagrammi degli inviluppi:

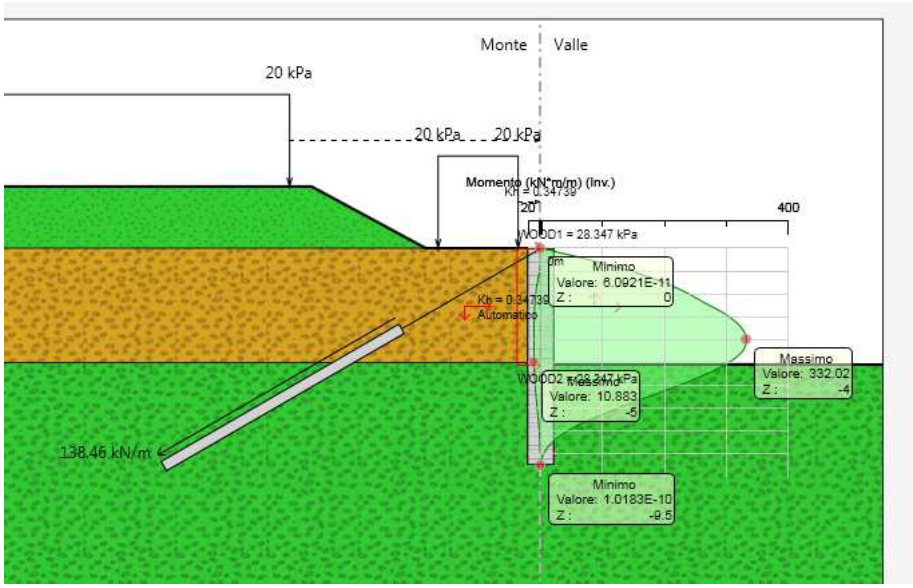

Figura 22 *– Diagramma sollecitazione flessionale lungo la paratia [kNm/m]*

M_{SLU} = 332 x 1.30= 431.60 kNm/palo z= -4 m da p.c.

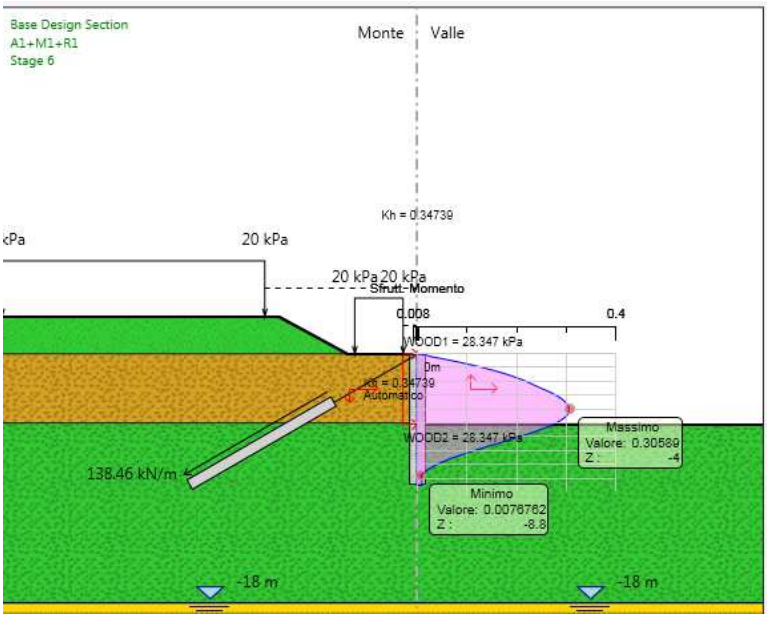

Figura 23 *– Diagramma verifica flessionale lungo la paratia*

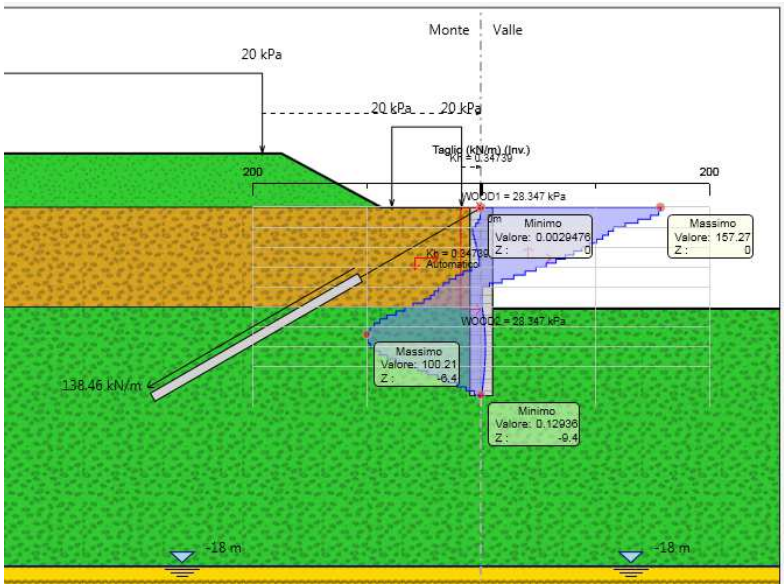

Figura 24 *– Diagramma sollecitazione tagliante lungo la paratia [kN/m]*

T_{SLU} = 157.27 x 1.30 = 204.45 kN/palo z= 0 m da p.c.

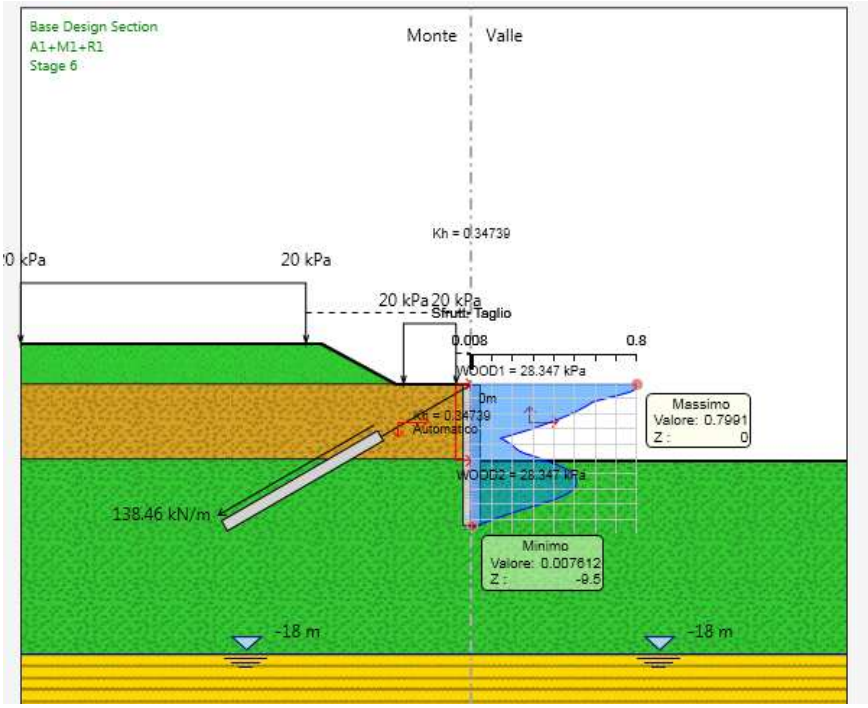

Figura 25 – Diagramma verifica a taglio lungo la paratia

La massima fessura registrata allo SLE rara è pari a 0.187 mm, valore inferiore al limite consentito.

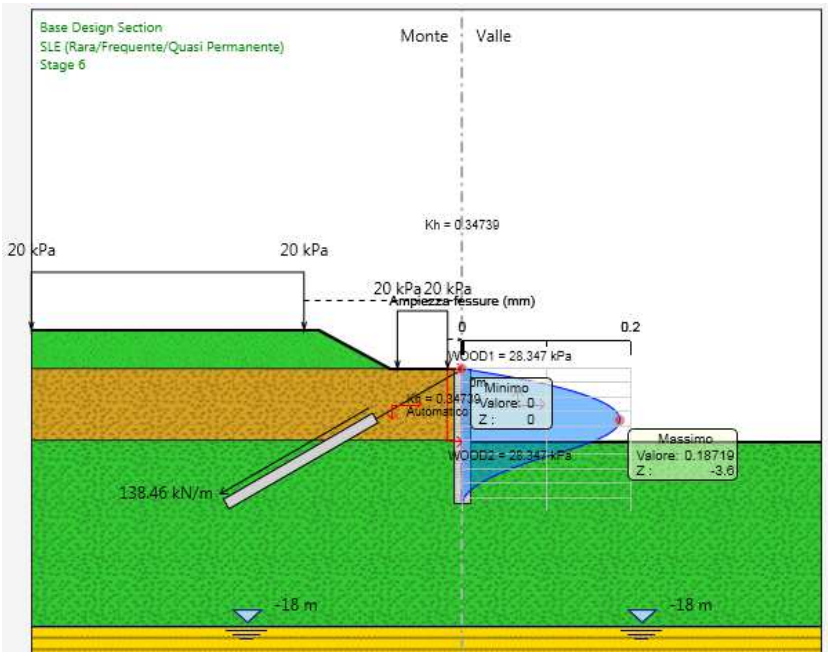

Figura 26 – Diagramma fessurazione lungo la paratia

13.3.2 Verifiche Tiranti SLE (Rara/Frequente/Quasi Permanente)

Tirante	Stage	Sollecitazione (kN)	Resistenza GEO (kN)	Resistenza STR (kN)	Coeff. di Sfruttamento GEO	Coeff. di Sfruttamento STR
I Ordine	Stage 3	360.1	1244.071	605.557	0.289	0.595
I Ordine	Stage 4	363.01	1244.071	605.557	0.292	0.599
I Ordine	Stage 5	363.041	1244.071	605.557	0.292	0.6
I Ordine	Stage 6	363.041	1244.071	605.557	0.292	0.6

13.3.3 Verifiche Tiranti A1+M1+R3

Tirante	Stage	Sollecitazione (kN)	Resistenza GEO (kN)	Resistenza STR (kN)	Coeff. di Sfruttamento GEO	Coeff. di Sfruttamento STR
I Ordine	Stage 3	468.13	575.959	605.557	0.813	0.773
I Ordine	Stage 4	472.103	575.959	605.557	0.82	0.78
I Ordine	Stage 5	472.143	575.959	605.557	0.82	0.78
I Ordine	Stage 6	472.143	575.959	605.557	0.82	0.78

13.3.4 Verifiche Tiranti A2+M2+R1

Tirante	Stage	Sollecitazione (kN)	Resistenza GEO (kN)	Resistenza STR (kN)	Coeff. di Sfruttamento GEO	Coeff. di Sfruttamento STR
I Ordine	Stage 3	360.1	575.959	605.557	0.625	0.595
I Ordine	Stage 4	363.543	575.959	605.557	0.631	0.6
I Ordine	Stage 5	363.594	575.959	605.557	0.631	0.6
I Ordine	Stage 6	363.594	575.959	605.557	0.631	0.6

13.3.5 Verifiche Sismica STR

Tirante	Stage	Sollecitazione (kN)	Resistenza GEO (kN)	Resistenza STR (kN)	Coeff. di Sfruttamento GEO	Coeff. di Sfruttamento STR
I Ordine	Stage 3	360.1	575.959	605.557	0.625	0.595
I Ordine	Stage 4	363.01	575.959	605.557	0.63	0.599
I Ordine	Stage 5	363.041	575.959	605.557	0.63	0.6
I Ordine	Stage 6	393.231	575.959	605.557	0.683	0.649

13.3.6 Verifiche Sismica GEO

Tirante	Stage	Sollecitazione (kN)	Resistenza GEO (kN)	Resistenza STR (kN)	Coeff. di Sfruttamento GEO	Coeff. di Sfruttamento STR
I Ordine	Stage 3	360.1	575.959	605.557	0.625	0.595
I Ordine	Stage 4	363.217	575.959	605.557	0.631	0.6
I Ordine	Stage 5	363.268	575.959	605.557	0.631	0.6
I Ordine	Stage 6	363.268	575.959	605.557	0.631	0.6

Inoltre, nel rispetto della gerarchia delle resistenze, si deve verificare che la resistenza caratteristica al limite di snervamento del tratto libero sia sempre maggiore della resistenza a sfilamento della fondazione dell'ancoraggio, ovvero che la rottura per sfilamento della fondazione debba precedere sempre la rottura dell'armatura:

- Resistenza allo sfilamento Rad (GEO) = 575 kN
- Resistenza di progetto dell'armatura dell'ancoraggio R_{td} (STR) = 605 kN

dove $R_{td} = A_s f_{yk} / \gamma_s$, essendo A_S l'area della sezione di armature (trefoli) e γ_s pari a 1.15 il fattore parziale di sicurezza richiesto dalla normativa sulla tensione caratteristica di snervamento dell'acciaio f_{yk}.

13.4 VERIFICHE SPOSTAMENTI ORIZZONTALI (SLE)

Per l'opera di sostegno si ottiene uno spostamento massimo in testa pari a circa 0.52 mm, e 0.76 mm a 5.8 m da testa paratia. I valori sono ritenuti accettabili ai fini della sicurezza della viabilità autostradale.

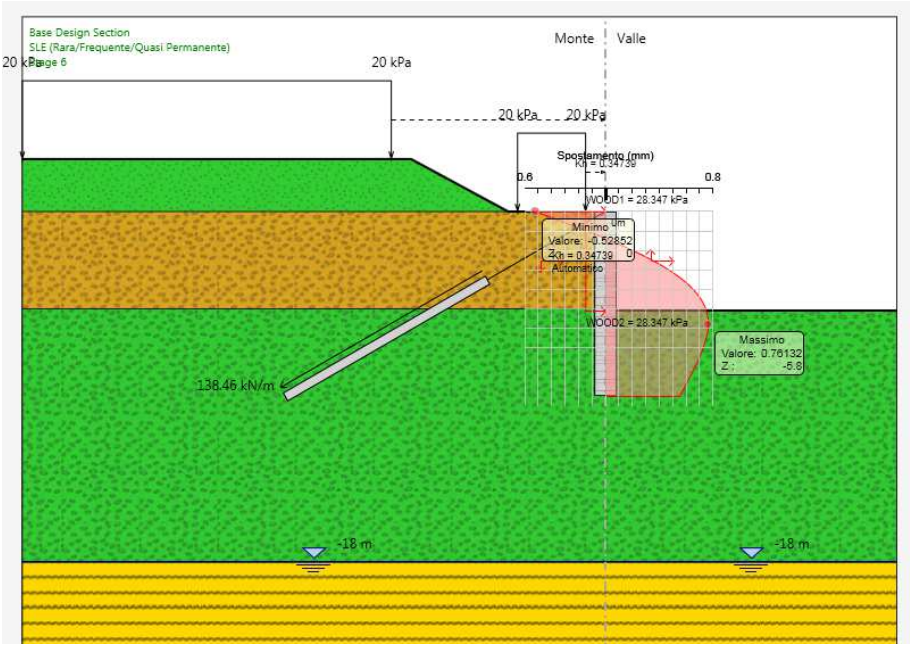

***Figura 27** – Diagramma spostamenti orizzontali lungo la paratia [mm]-SLE*

14 VERIFICHE PARATIA TIPO 3

Con questo modello di calcolo si analizza la paratia di pali di altezza 10m (+1.50m), scavo massimo 6.80m, scavo in fase di esercizio 6.20m.

14.1 VERIFICHE SULLA RESISTENZA MOBILITATA (GEO)

In questa fase si considerano le Comb. GEO A2+M2. A valle, la risultante delle spinte va confrontata con la resistenza passiva di progetto. I coefficienti di sicurezza sono incorporati nei coefficienti parziali γ_M e γ_R che si riferiscono all'approccio di calcolo prescelto: pertanto nei riguardi di una verifica allo Stato Limite Ultimo, la spinta sollecitante potrebbe, al limite, eguagliare la resistenza passiva di progetto. In tal caso la risultante delle spinte è minore della resistenza passiva di progetto.

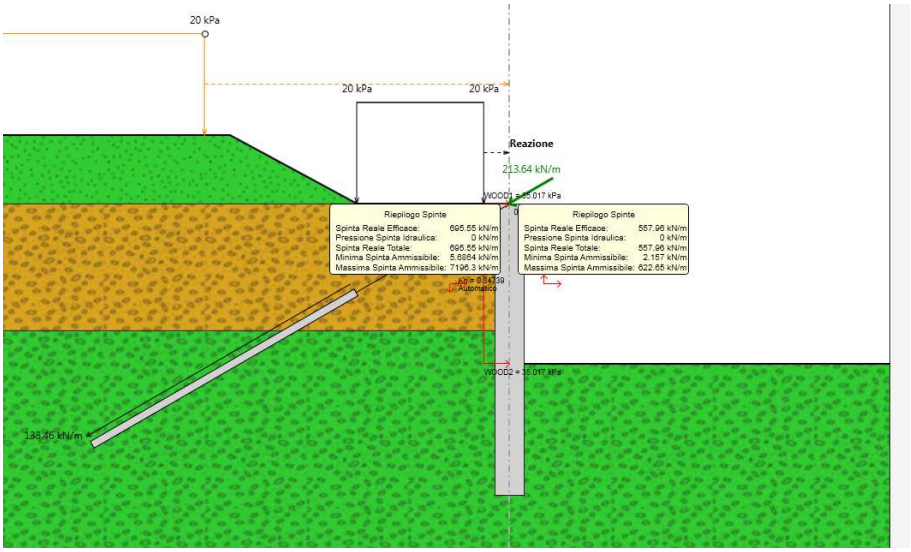

***Figura 28** – Riepilogo spinte GEO*

FRP = 1.16

14.2 VERIFICA DELLE CONDIZIONI DI STABILITÀ'

14.2.1 Metodo Di Analisi

In accordo con la normativa vigente, le verifiche di stabilità sono state effettuate con l'Approccio 1- Combinazione 2: A2+M2+R2 tenendo conto dei vari coefficienti parziali riportati nelle tabelle 6.2.I, 6.2.II e 6.8.I. Le analisi sono state condotte con i metodi all'equilibrio limite tenendo conto della stratigrafia reale del sito. Il livello di sicurezza è espresso come rapporto tra la resistenza a taglio disponibile e lo sforzo di taglio mobilitato lungo la potenziale superficie di scorrimento. In particolare, nei metodi delle strisce la massa di terreno viene discretizzata in strisce verticali e si determina la superficie di scorrimento critica in corrispondenza della quale si ha il minimo coefficiente di sicurezza. La condizione di verifica $E_d \leq R_d$ equivale ad avere un coefficiente di sicurezza in corrispondenza della superficie di scorrimento critica $F_{min} \geq \gamma_R$: $F = R_d/E_d \geq 1.1$. Nelle analisi è stato adottato il metodo di Bishop che considera delle superfici di scorrimento a direttrice circolare.

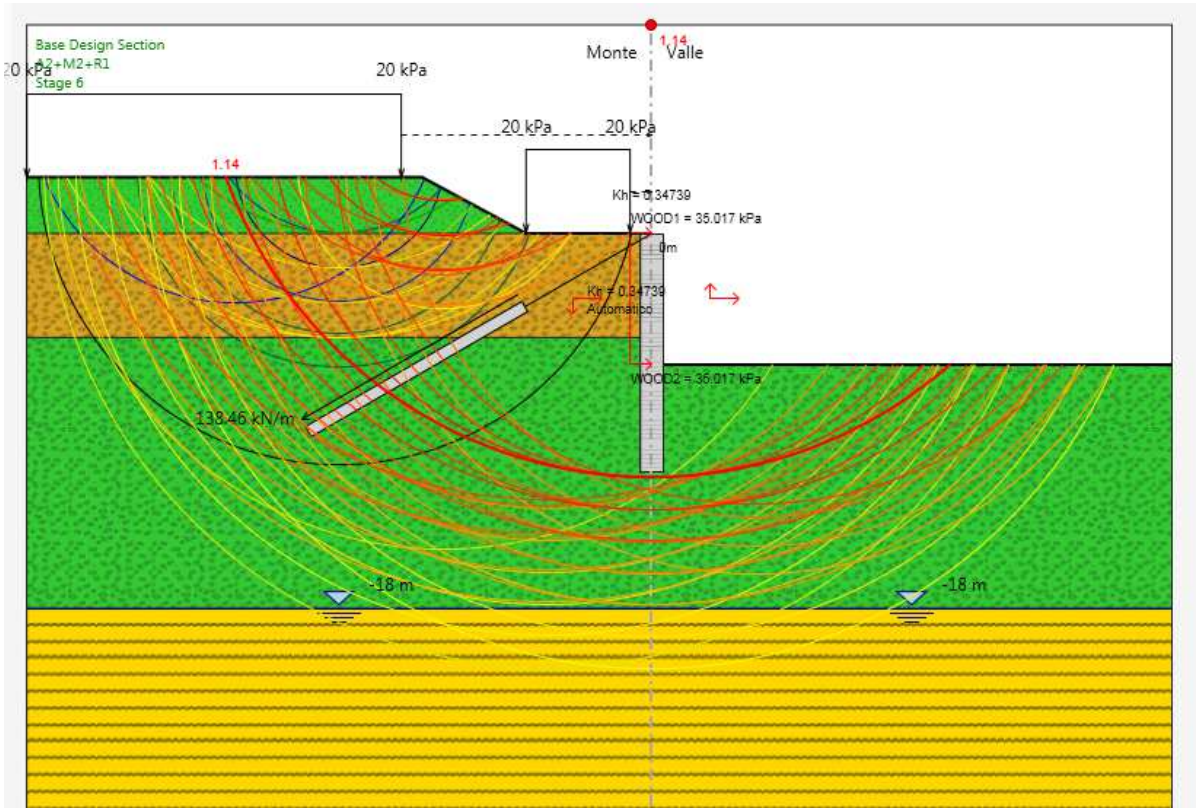

***Figura 29** – Superficie analizzate*

14.2.2 Risultati Analisi

Di seguito si riporta la verifica di stabilità globale dell'opera in esame. Per la definizione della superficie critica è stato scelto il criterio degli intervalli di entrata (a monte) e di uscita (a valle). Nella seguente figura vengono mostrati gli intervalli stabiliti e le superfici analizzate. Viene assunta come superficie critica quella a cui corrisponde il coefficiente di sicurezza minimo.

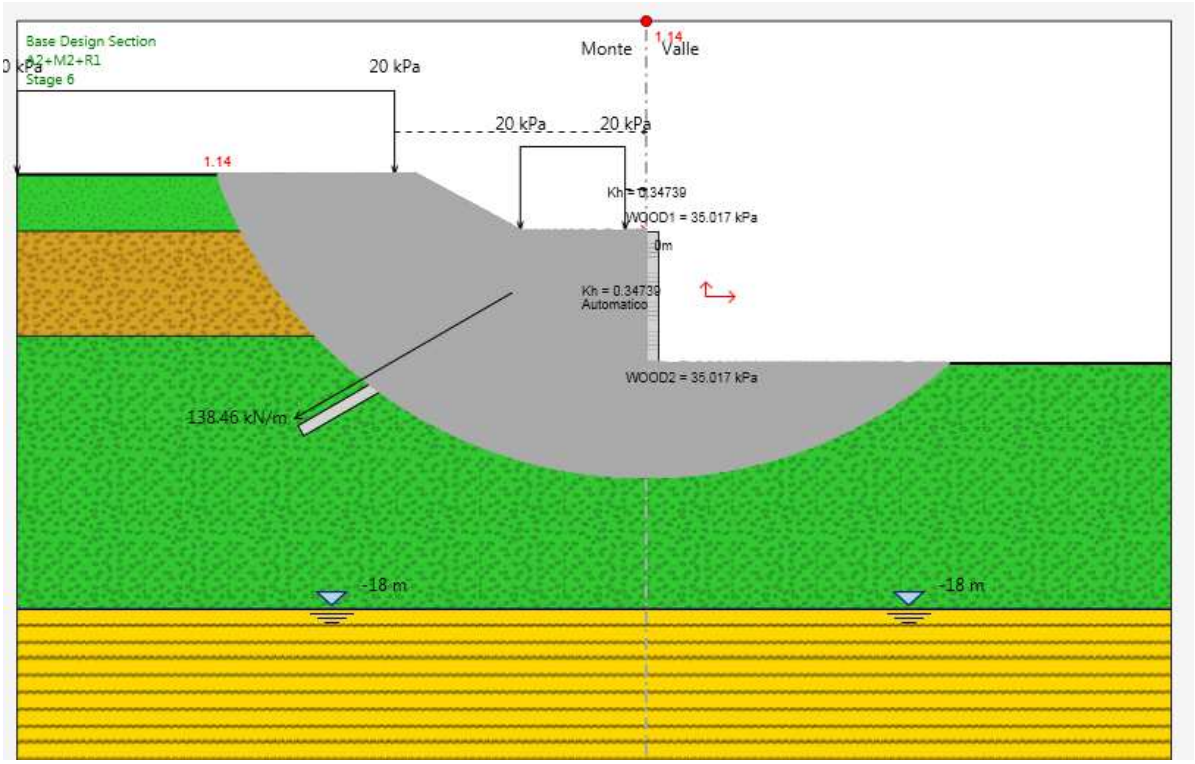

***Figura 30** – Superficie critica*

Come si evince dal grafico riportato di seguito, il minimo coefficiente di sicurezza è pari a 1.14, pertanto la verifica è soddisfatta. Per maggiori informazioni si rimanda ai tabulati di calcolo.

14.3 VERIFICHE STRUTTURALI (STR)

14.3.1 Verifiche pali ϕ1200/1300

I pali (L=10m) costituenti la paratia risultano armati con 24 ϕ22 come armatura longitudinale e con una spirale ϕ12/20cm come armatura a taglio. Il copriferro al netto della spirale è pari a 6 cm. Per le verifiche strutturali sono state prese in considerazione le sollecitazioni massime, momento flettente e taglio della combinazione STR in tutte le fasi di calcolo. Di seguito si riportano i diagrammi degli inviluppi:

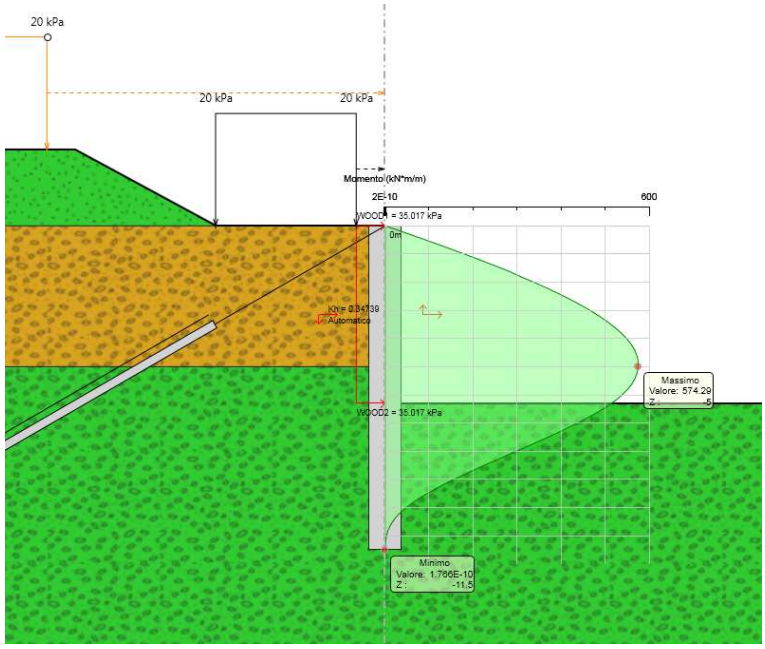

Figura 31 *– Diagramma sollecitazione flessionale lungo la paratia [kNm/m]*

M_{SLU} = 574.30 x 1.30= 746.60 kNm/palo z= -5 m da p.c.

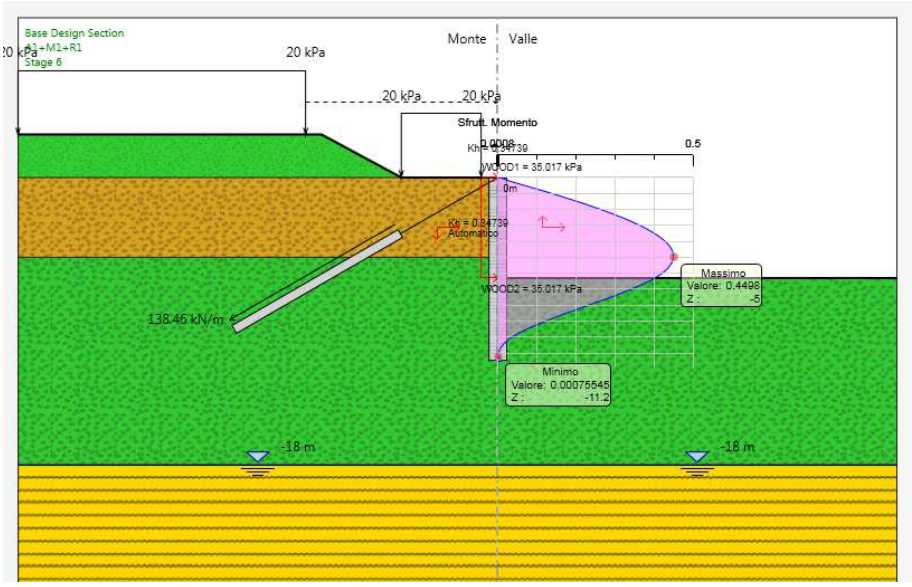

Figura 32 *– Diagramma verifica flessionale lungo la paratia*

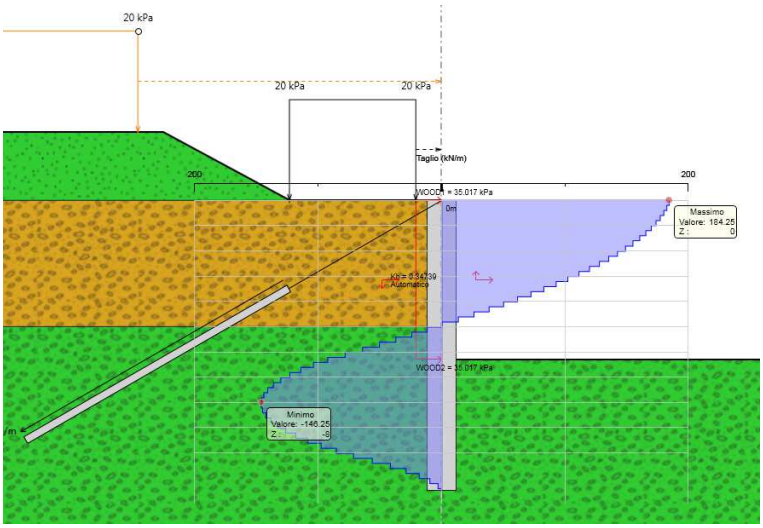

Figura 33 *– Diagramma sollecitazione tagliante lungo la paratia [kN/m]*

T_{SLU} = 184.25 x 1.30 = 239.25 kN/palo z= 0 m da p.c.

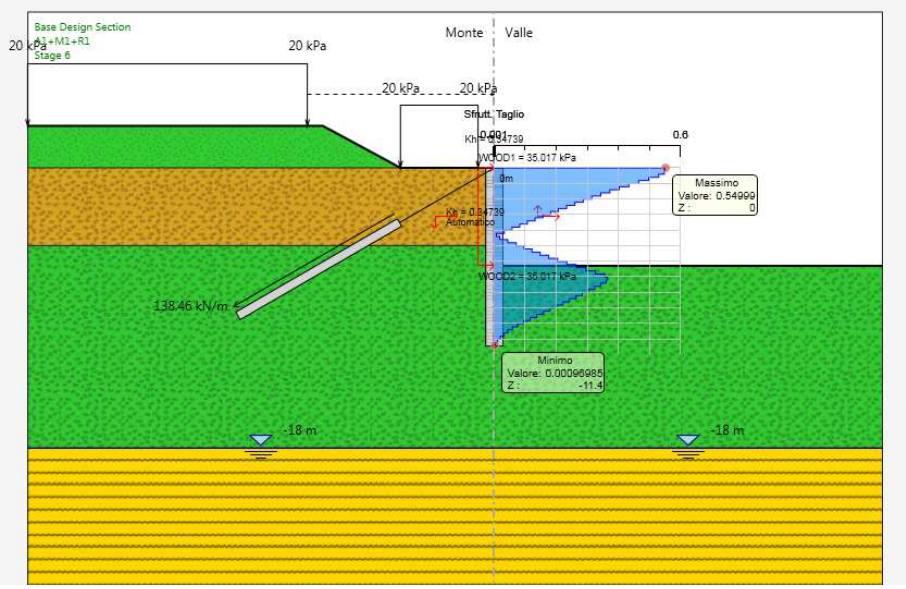

Figura 34 *– Diagramma verifica a taglio lungo la paratia*

La massima fessura registrata allo SLE rara è pari a 0.191 mm, valore inferiore al limite consentito.

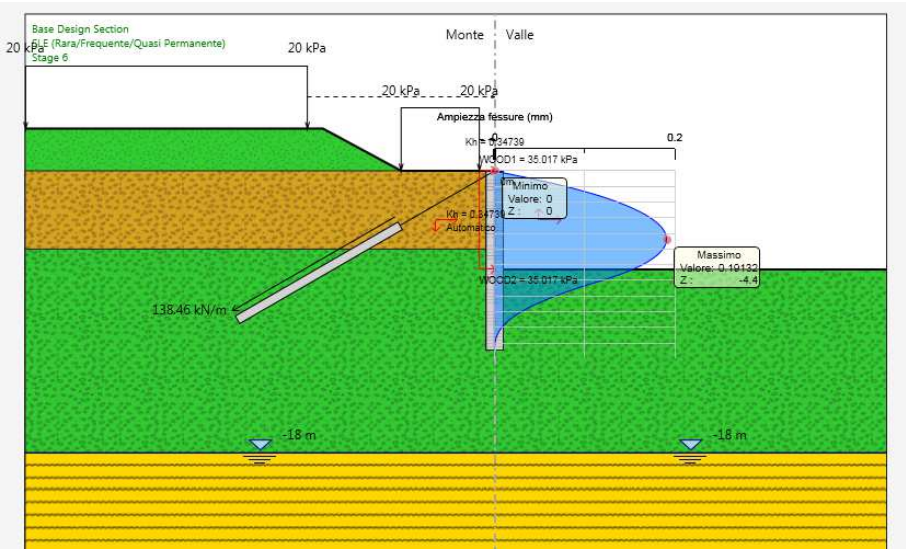

Figura 35 *– Diagramma fessurazione lungo la paratia*

14.3.2 Verifiche Tiranti SLE (Rara/Frequente/Quasi Permanente)

Tirante	Stage	Sollecitazione (kN)	Resistenza GEO (kN)	Resistenza STR (kN)	Coeff. di Sfruttamento GEO	Coeff. di Sfruttamento STR
I Ordine	Stage 3	360.1	1244.071	605.557	0.289	0.595
I Ordine	Stage 4	365.104	1244.071	605.557	0.293	0.603
I Ordine	Stage 5	365.172	1244.071	605.557	0.294	0.603
I Ordine	Stage 6	365.174	1244.071	605.557	0.294	0.603

14.3.3 Verifiche Tiranti A1+M1+R3

Tirante	Stage	Sollecitazione (kN)	Resistenza GEO (kN)	Resistenza STR (kN)	Coeff. di Sfruttamento GEO	Coeff. di Sfruttamento STR
I Ordine	Stage 3	468.13	575.959	605.557	0.813	0.773
I Ordine	Stage 4	474.946	575.959	605.557	0.825	0.784
I Ordine	Stage 5	475.037	575.959	605.557	0.825	0.784
I Ordine	Stage 6	475.037	575.959	605.557	0.825	0.784

14.3.4 Verifiche Tiranti A2+M2+R1

Tirante	Stage	Sollecitazione (kN)	Resistenza GEO (kN)	Resistenza STR (kN)	Coeff. di Sfruttamento GEO	Coeff. di Sfruttamento STR
I Ordine	Stage 3	360.1	575.959	605.557	0.625	0.595
I Ordine	Stage 4	367.996	575.959	605.557	0.639	0.608
I Ordine	Stage 5	368.081	575.959	605.557	0.639	0.608
I Ordine	Stage 6	368.081	575.959	605.557	0.639	0.608

14.3.5 Verifiche Sismica STR

Tirante	Stage	Sollecitazione (kN)	Resistenza GEO (kN)	Resistenza STR (kN)	Coeff. di Sfruttamento GEO	Coeff. di Sfruttamento STR
I Ordine	Stage 3	360.1	575.959	605.557	0.625	0.595
I Ordine	Stage 4	365.104	575.959	605.557	0.634	0.603
I Ordine	Stage 5	365.172	575.959	605.557	0.634	0.603
I Ordine	Stage 6	555.469	575.959	605.557	0.964	0.917

14.3.6 Verifiche Sismica GEO

Tirante	Stage	Sollecitazione (kN)	Resistenza GEO (kN)	Resistenza STR (kN)	Coeff. di Sfruttamento GEO	Coeff. di Sfruttamento STR
I Ordine	Stage 3	360.1	575.959	605.557	0.625	0.595
I Ordine	Stage 4	367.229	575.959	605.557	0.638	0.606
I Ordine	Stage 5	367.313	575.959	605.557	0.638	0.607
I Ordine	Stage 6	367.313	575.959	605.557	0.638	0.607

Inoltre, nel rispetto della gerarchia delle resistenze, si deve verificare che la resistenza caratteristica al limite di snervamento del tratto libero sia sempre maggiore della resistenza a sfilamento della fondazione dell'ancoraggio, ovvero che la rottura per sfilamento della fondazione debba precedere sempre la rottura dell'armatura:

- Resistenza allo sfilamento Rad (GEO) = 575 kN
- Resistenza di progetto dell'armatura dell'ancoraggio R_{td} (STR) = 605 kN

dove $R_{td} = A_s f_{yk} / \gamma_s$, essendo A_S l'area della sezione di armature (trefoli) e γ_s pari a 1.15 il fattore parziale di sicurezza richiesto dalla normativa sulla tensione caratteristica di snervamento dell'acciaio f_{yk}.

14.4 VERIFICHE SPOSTAMENTI ORIZZONTALI (SLE)

Per l'opera di sostegno si ottiene uno spostamento nullo in testa e 1.56 mm a 5.8 m da testa paratia. I valori sono ritenuti accettabili ai fini della sicurezza della viabilità autostradale.

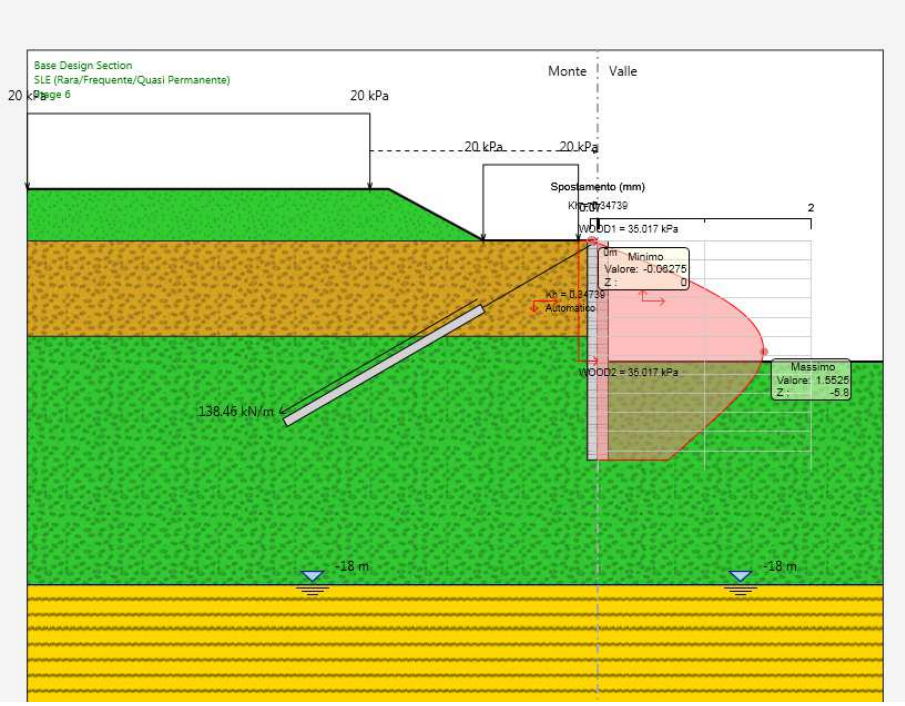

Figura 36 *– Diagramma spostamenti orizzontali lungo la paratia [mm]-SLE*

15 VERIFICHE PARATIA TIPO 4

Con questo modello di calcolo si analizza la paratia di pali di altezza 12m (+1.50m), scavo massimo 9m, scavo in fase di esercizio 8.5m.

15.1 VERIFICHE SULLA RESISTENZA MOBILITATA (GEO)

In questa fase si considerano le Comb. GEO A2+M2. A valle, la risultante delle spinte va confrontata con la resistenza passiva di progetto. I coefficienti di sicurezza sono incorporati nei coefficienti parziali γ_M e γ_R che si riferiscono all'approccio di calcolo prescelto: pertanto nei riguardi di una verifica allo Stato Limite Ultimo, la spinta sollecitante potrebbe, al limite, eguagliare la resistenza passiva di progetto. In tal caso la risultante delle spinte è minore della resistenza passiva di progetto.

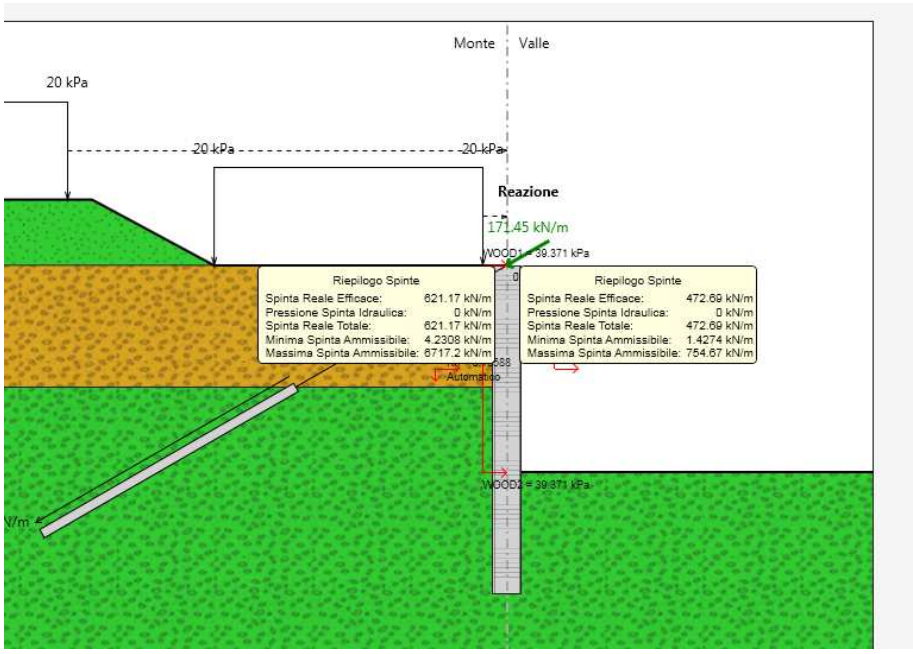

***Figura 37** – Riepilogo spinte GEO*

FRP = 1.45

15.2 VERIFICA DELLE CONDIZIONI DI STABILITÀ'

15.2.1 Metodo Di Analisi

In accordo con la normativa vigente, le verifiche di stabilità sono state effettuate con l'Approccio 1- Combinazione 2: A2+M2+R2 tenendo conto dei vari coefficienti parziali riportati nelle tabelle 6.2.I, 6.2.II e 6.8.I. Le analisi sono state condotte con i metodi all'equilibrio limite tenendo conto della stratigrafia reale del sito. Il livello di sicurezza è espresso come rapporto tra la resistenza a taglio disponibile e lo sforzo di taglio mobilitato lungo la potenziale superficie di scorrimento. In particolare, nei metodi delle strisce la massa di terreno viene discretizzata in strisce verticali e si determina la superficie di scorrimento critica in corrispondenza della quale si ha il minimo coefficiente di sicurezza. La condizione di verifica $E_d \leq R_d$ equivale ad avere un coefficiente di sicurezza in corrispondenza della superficie di scorrimento critica $F_{min} \geq \gamma_R$: $F = R_d/E_d \geq 1.1$. Nelle analisi è stato adottato il metodo di Bishop che considera delle superfici di scorrimento a direttrice circolare.

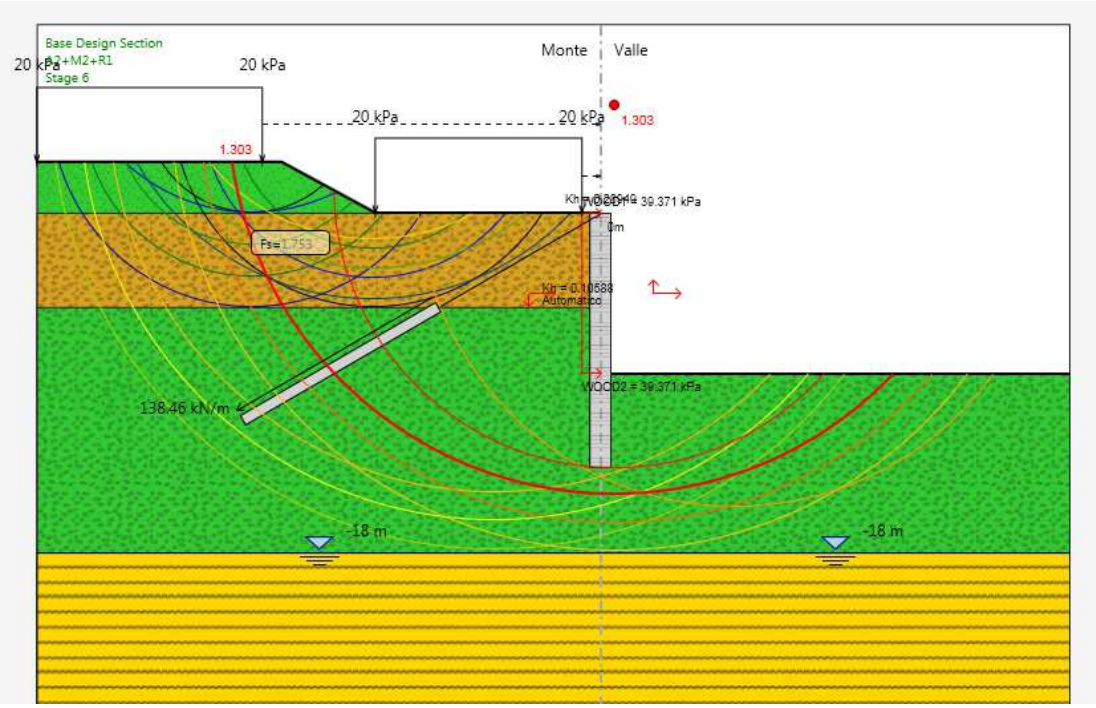

Figura 38 *– Superficie analizzate*

15.2.2 Risultati Analisi

Di seguito si riporta la verifica di stabilità globale dell'opera in esame. Per la definizione della superficie critica è stato scelto il criterio degli intervalli di entrata (a monte) e di uscita (a valle). Nella seguente figura vengono mostrati gli intervalli stabiliti e le superfici analizzate. Viene assunta come superficie critica quella a cui corrisponde il coefficiente di sicurezza minimo.

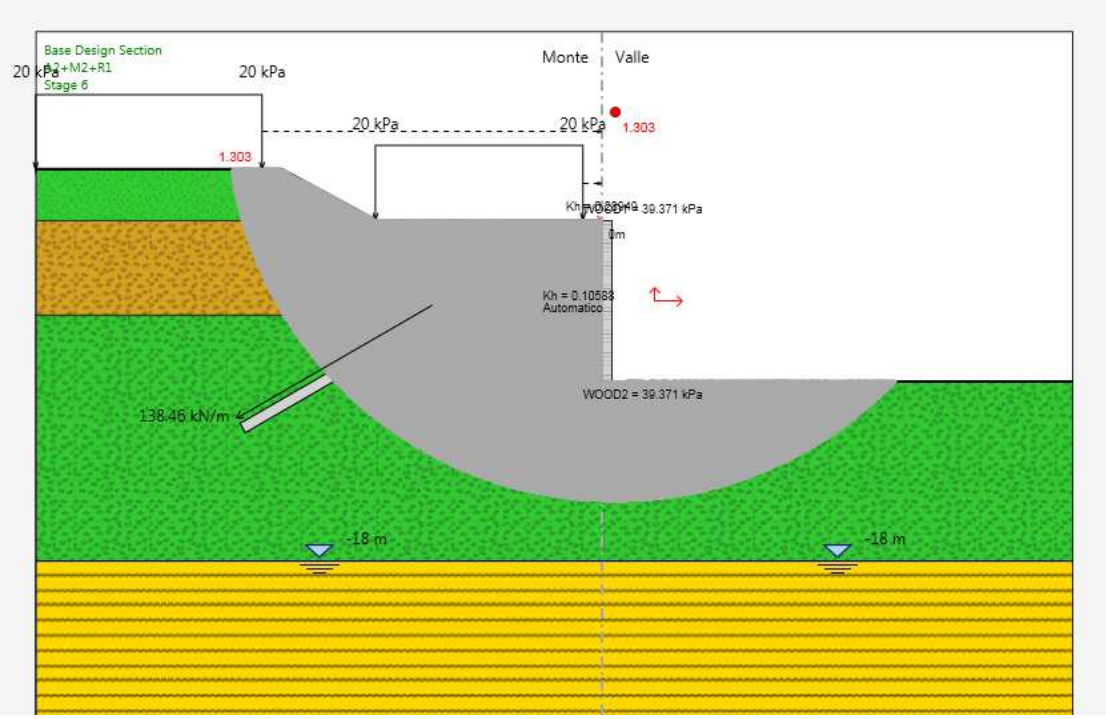

Figura 39 *– Superficie critica*

Come si evince dal grafico riportato di seguito, il minimo coefficiente di sicurezza è pari a 1.303, pertanto la verifica è soddisfatta. Per maggiori informazioni si rimanda ai tabulati di calcolo.

15.3 VERIFICHE STRUTTURALI (STR)

15.3.1 Verifiche pali ϕ1200/1300

I pali (L=10m) costituenti la paratia risultano armati con 28ϕ24 come armatura longitudinale e con una spirale ϕ12/20cm come armatura a taglio. Il copriferro al netto della spirale è pari a 6 cm. Per le verifiche strutturali sono state prese in considerazione le sollecitazioni massime, momento flettente e taglio della combinazione STR in tutte le fasi di calcolo. Di seguito si riportano i diagrammi degli inviluppi:

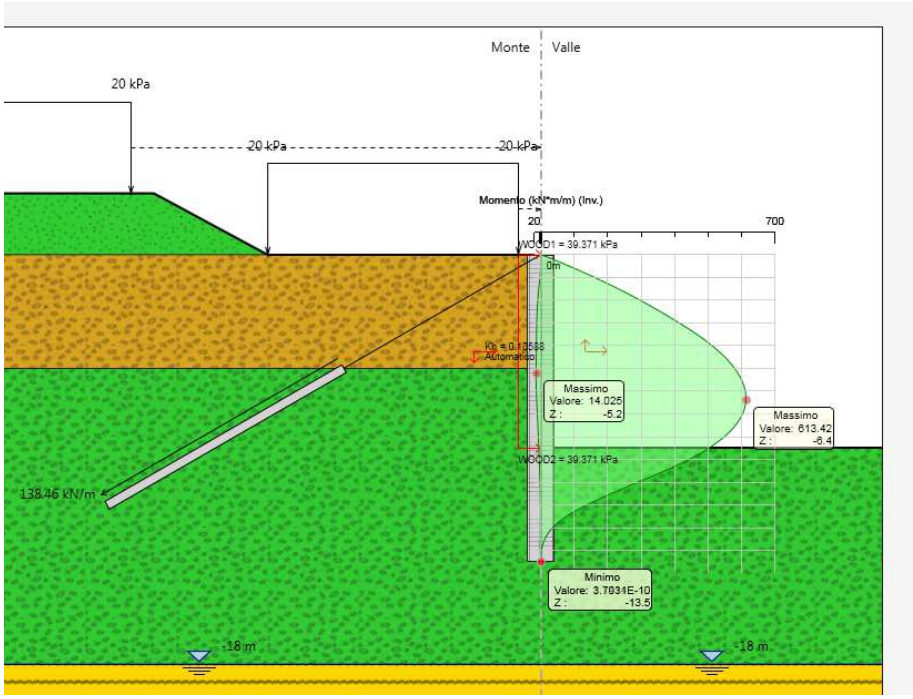

Figura 40 *– Diagramma sollecitazione flessionale lungo la paratia [kNm/m]*

M_{SLU} = 613.42 x 1.30= 797.45 kNm/palo z= 6.4 m da p.c.

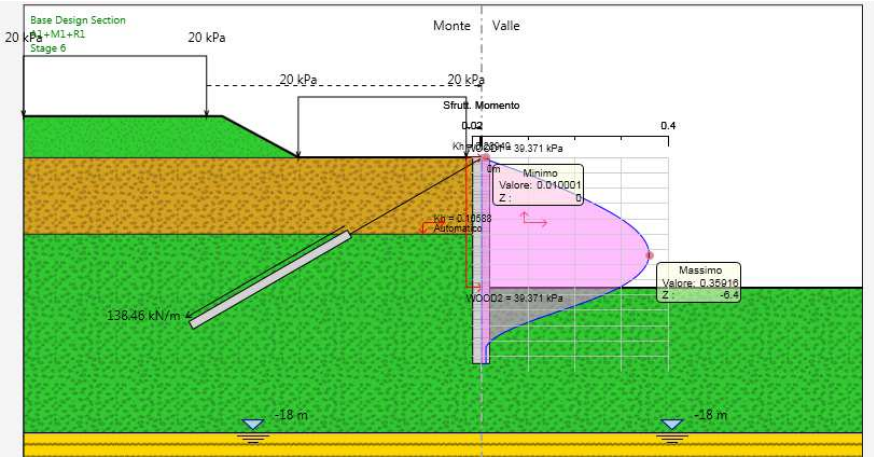

Figura 41 *– Diagramma verifica flessionale lungo la paratia*

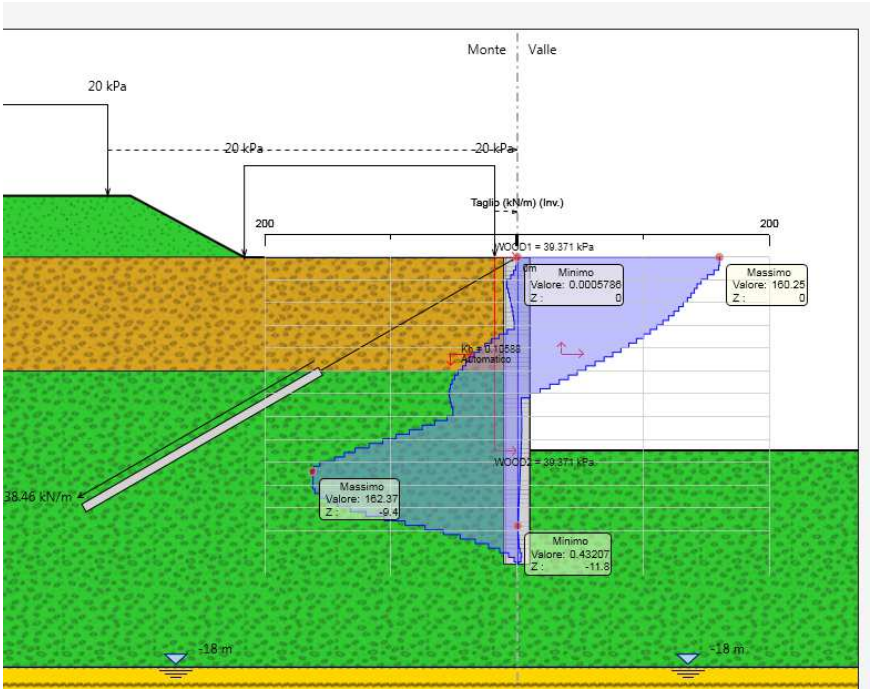

Figura 42 *– Diagramma sollecitazione tagliante lungo la paratia [kN/m]*

T_{SLU} = 162.40 x 1.30 = 211.20 kN/palo z= 9.40 m da p.c.

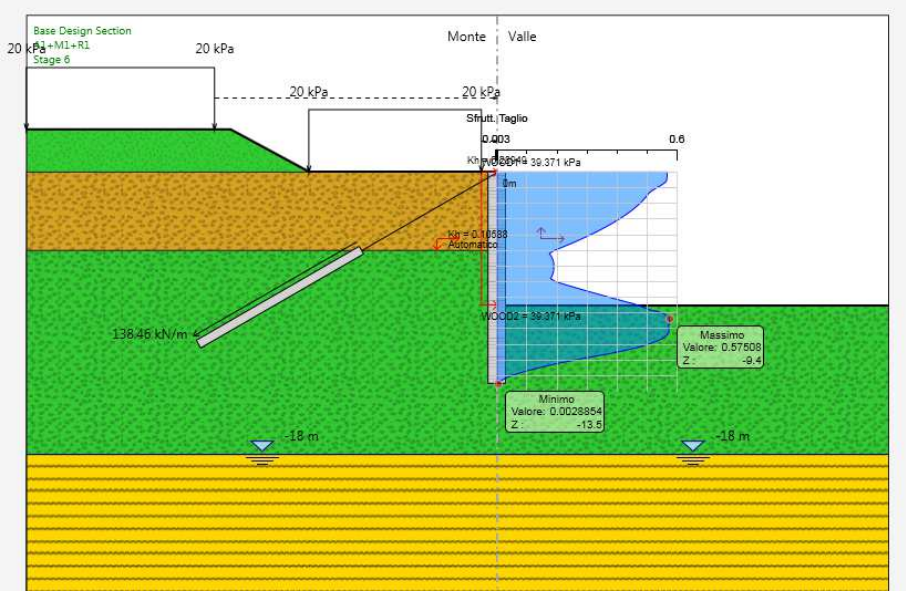

Figura 43 *– Diagramma verifica a taglio lungo la paratia*

La massima fessura registrata allo SLE rara è pari a 0.187 mm, valore inferiore al limite consentito.

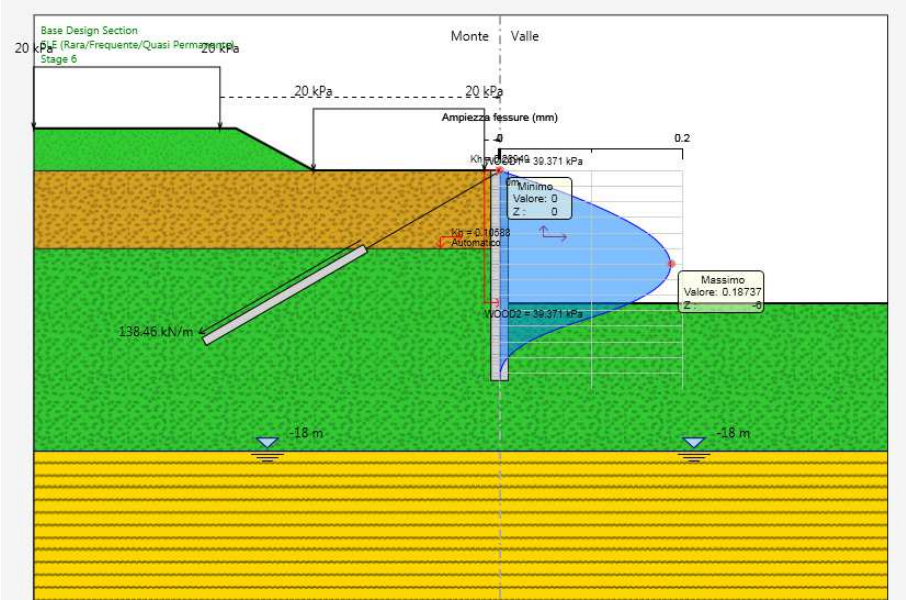

Figura 44 *– Diagramma fessurazione lungo la paratia*

15.3.2 Verifiche Tiranti SLE (Rara/Frequente/Quasi Permanente)

Tirante	Stage	Sollecitazione (kN)	Resistenza GEO (kN)	Resistenza STR (kN)	Coeff. di Sfruttamento GEO	Coeff. di Sfruttamento STR
I Ordine	Stage 3	360.1	1244.071	605.557	0.289	0.595
I Ordine	Stage 4	369.359	1244.071	605.557	0.297	0.61
I Ordine	Stage 5	369.491	1244.071	605.557	0.297	0.61
I Ordine	Stage 6	369.491	1244.071	605.557	0.297	0.61

15.3.3 Verifiche Tiranti A1+M1+R3

Tirante	Stage	Sollecitazione (kN)	Resistenza GEO (kN)	Resistenza STR (kN)	Coeff. di Sfruttamento GEO	Coeff. di Sfruttamento STR
I Ordine	Stage 3	468.13	575.959	605.557	0.813	0.773
I Ordine	Stage 4	480.931	575.959	605.557	0.835	0.794
I Ordine	Stage 5	481.107	575.959	605.557	0.835	0.794
I Ordine	Stage 6	481.108	575.959	605.557	0.835	0.794

15.3.4 Verifiche Tiranti A2+M2+R1

Tirante	Stage	Sollecitazione (kN)	Resistenza GEO (kN)	Resistenza STR (kN)	Coeff. di Sfruttamento GEO	Coeff. di Sfruttamento STR
I Ordine	Stage 3	360.1	575.959	605.557	0.625	0.595
I Ordine	Stage 4	445.557	575.959	605.557	0.774	0.736
I Ordine	Stage 5	445.758	575.959	605.557	0.774	0.736
I Ordine	Stage 6	445.761	575.959	605.557	0.774	0.736

15.3.5 Verifiche Sismica STR

Tirante	Stage	Sollecitazione (kN)	Resistenza GEO (kN)	Resistenza STR (kN)	Coeff. di Sfruttamento GEO	Coeff. di Sfruttamento STR
I Ordine	Stage 3	360.1	575.959	605.557	0.625	0.595
I Ordine	Stage 4	369.359	575.959	605.557	0.641	0.61
I Ordine	Stage 5	369.491	575.959	605.557	0.642	0.61
I Ordine	Stage 6	416.979	575.959	605.557	0.724	0.689

15.3.6 Verifiche Sismica GEO

Tirante	Stage	Sollecitazione (kN)	Resistenza GEO (kN)	Resistenza STR (kN)	Coeff. di Sfruttamento GEO	Coeff. di Sfruttamento STR
I Ordine	Stage 3	360.1	575.959	605.557	0.625	0.595
I Ordine	Stage 4	429.316	575.959	605.557	0.745	0.709
I Ordine	Stage 5	429.548	575.959	605.557	0.746	0.709
I Ordine	Stage 6	429.562	575.959	605.557	0.746	0.709

Inoltre, nel rispetto della gerarchia delle resistenze, si deve verificare che la resistenza caratteristica al limite di snervamento del tratto libero sia sempre maggiore della resistenza a sfilamento della fondazione dell'ancoraggio, ovvero che la rottura per sfilamento della fondazione debba precedere sempre la rottura dell'armatura:

- Resistenza allo sfilamento Rad (GEO) = 575 kN
- Resistenza di progetto dell'armatura dell'ancoraggio R_{td} (STR) = 605 kN

dove $R_{td} = A_s f_{yk} / \gamma_s$, essendo A_S l'area della sezione di armature (trefoli) e γ_s pari a 1.15 il fattore parziale di sicurezza richiesto dalla normativa sulla tensione caratteristica di snervamento dell'acciaio f_{yk}.

15.4 VERIFICHE SPOSTAMENTI ORIZZONTALI (SLE)

Per l'opera di sostegno si ottiene uno spostamento di circa 1.5mm in testa e 4.18 mm a 6.20 m da testa paratia. I valori sono ritenuti accettabili ai fini della sicurezza della viabilità autostradale.

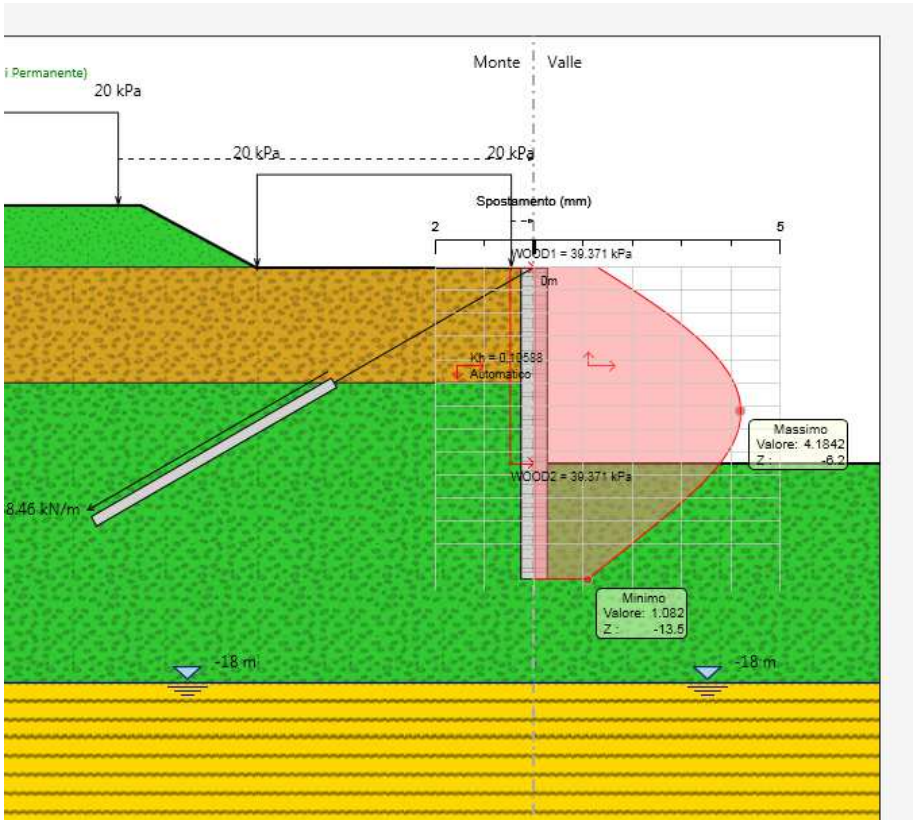

***Figura 45** – Diagramma spostamenti orizzontali lungo la paratia [mm]-SLE*

16 VERIFICHE PARATIA TIPO 5

Con questo modello di calcolo si analizza la paratia di pali di altezza 14m (+1.50m), scavo massimo 9.8m, scavo in fase di esercizio 9.3m.

16.1 VERIFICHE SULLA RESISTENZA MOBILITATA (GEO)

In questa fase si considerano le Comb. GEO A2+M2. A valle, la risultante delle spinte va confrontata con la resistenza passiva di progetto. I coefficienti di sicurezza sono incorporati nei coefficienti parziali γ_M e γ_R che si riferiscono all'approccio di calcolo prescelto: pertanto nei riguardi di una verifica allo Stato Limite Ultimo, la spinta sollecitante potrebbe, al limite, eguagliare la resistenza passiva di progetto. In tal caso la risultante delle spinte è minore della resistenza passiva di progetto.

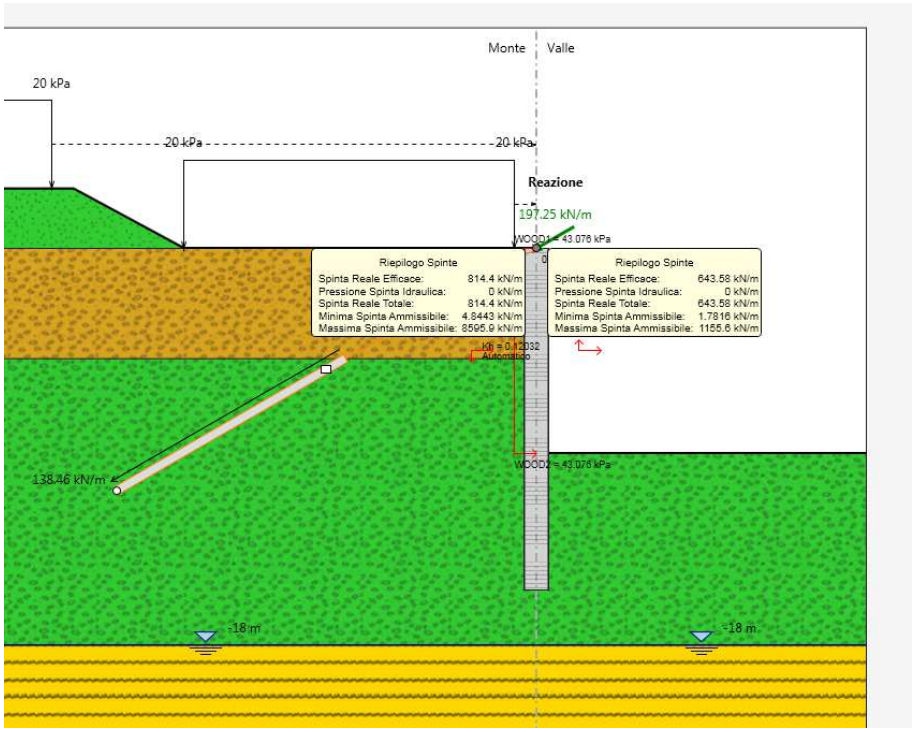

***Figura 46** – Riepilogo spinte GEO*

FRP = 1.62

16.2 VERIFICA DELLE CONDIZIONI DI STABILITÀ'

16.2.1 Metodo Di Analisi

In accordo con la normativa vigente, le verifiche di stabilità sono state effettuate con l'Approccio 1- Combinazione 2: A2+M2+R2 tenendo conto dei vari coefficienti parziali riportati nelle tabelle 6.2.I, 6.2.II e 6.8.I. Le analisi sono state condotte con i metodi all'equilibrio limite tenendo conto della stratigrafia reale del sito. Il livello di sicurezza è espresso come rapporto tra la resistenza a taglio disponibile e lo sforzo di taglio mobilitato lungo la potenziale superficie di scorrimento. In particolare, nei metodi delle strisce la massa di terreno viene discretizzata in strisce verticali e si determina la superficie di scorrimento critica in corrispondenza della quale si ha il minimo coefficiente di sicurezza. La condizione di verifica $E_d \leq R_d$ equivale ad avere un coefficiente di sicurezza in corrispondenza della superficie di scorrimento critica $F_{min} \geq \gamma_R$: $F = R_d/E_d \geq 1.1$. Nelle analisi è stato adottato il metodo di Bishop che considera delle superfici di scorrimento a direttrice circolare.

16.2.2 Risultati Analisi

Di seguito si riporta la verifica di stabilità globale dell'opera in esame. Per la definizione della superficie critica è stato scelto il criterio degli intervalli di entrata (a monte) e di uscita (a valle). Nella seguente figura vengono mostrati gli intervalli stabiliti e le superfici analizzate. Viene assunta come superficie critica quella a cui corrisponde il coefficiente di sicurezza minimo.

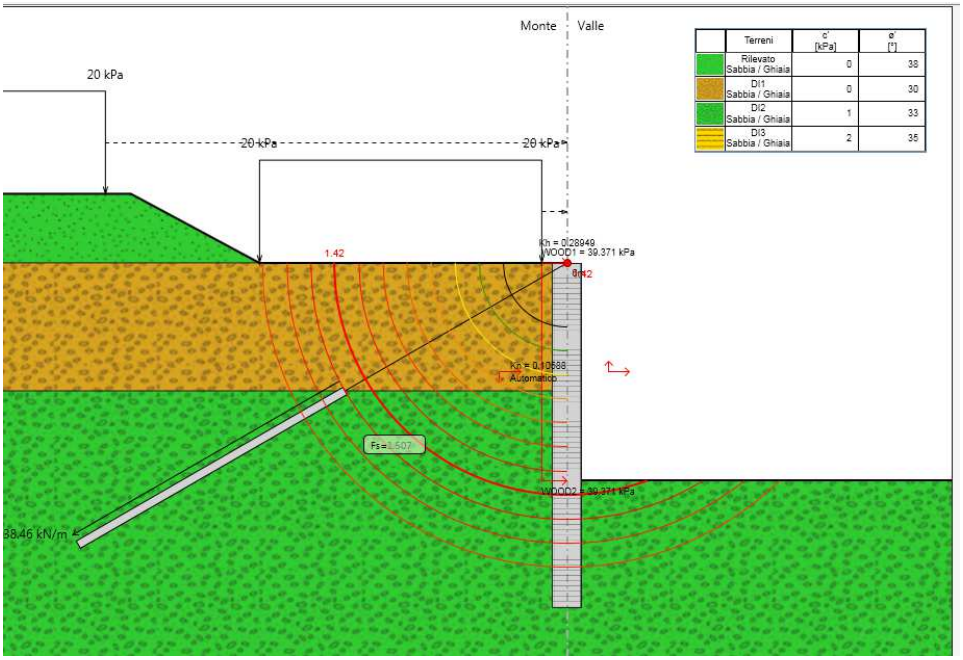

Figura 47 *– Superficie critica*

Come si evince dal grafico riportato di seguito, il minimo coefficiente di sicurezza è pari a 1.42, pertanto la verifica è soddisfatta. Per maggiori informazioni si rimanda ai tabulati di calcolo.

16.3 VERIFICHE STRUTTURALI (STR)

16.3.1 Verifiche pali ϕ1200/1300

I pali (L=10m) costituenti la paratia risultano armati con 28ϕ24 come armatura longitudinale e con una spirale ϕ12/20cm come armatura a taglio. Il copriferro al netto della spirale è pari a 6 cm. Per le verifiche strutturali sono state prese in considerazione le sollecitazioni massime, momento flettente e taglio della combinazione STR in tutte le fasi di calcolo. Di seguito si riportano i diagrammi degli inviluppi:

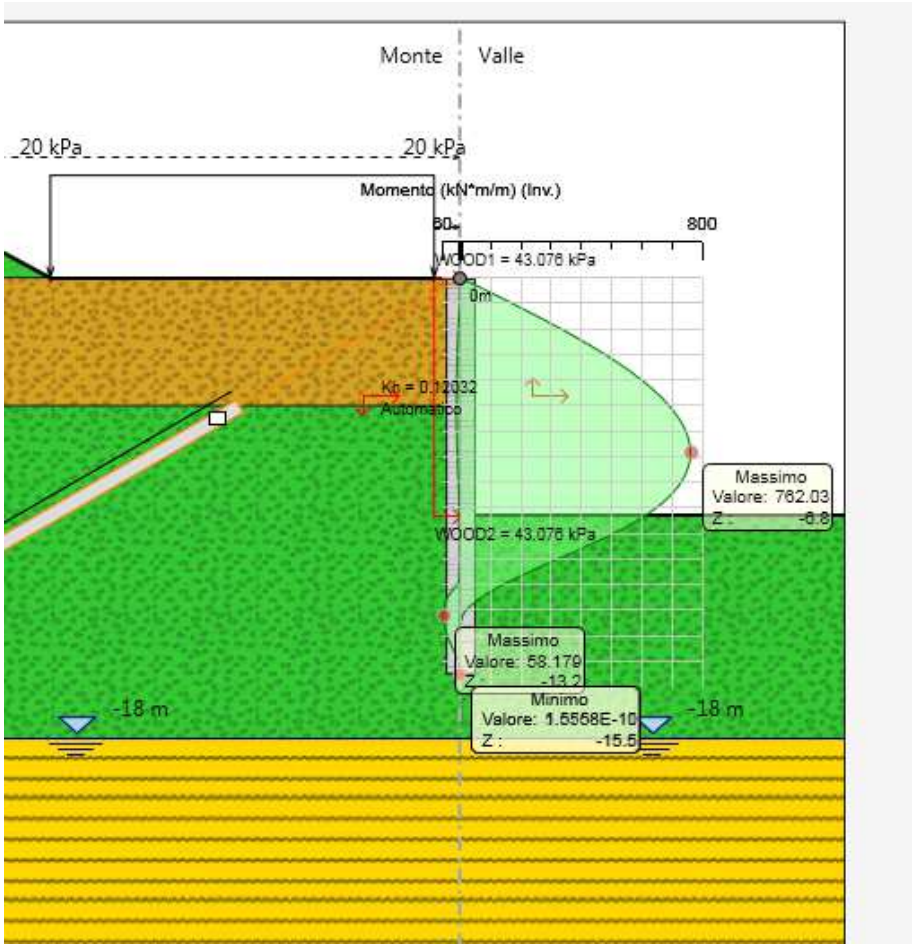

Figura 48 *– Diagramma sollecitazione flessionale lungo la paratia [kNm/m]*

M_{SLU} = 760.90 x 1.30= 989.17 kNm/palo z= 6.80 m da p.c.

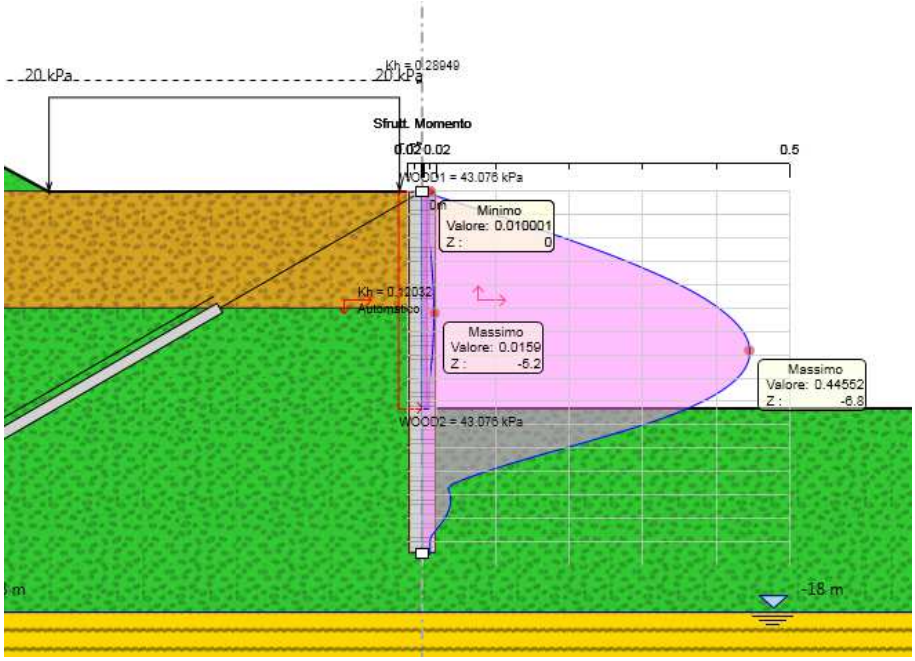

Figura 49 *– Diagramma verifica flessionale lungo la paratia*

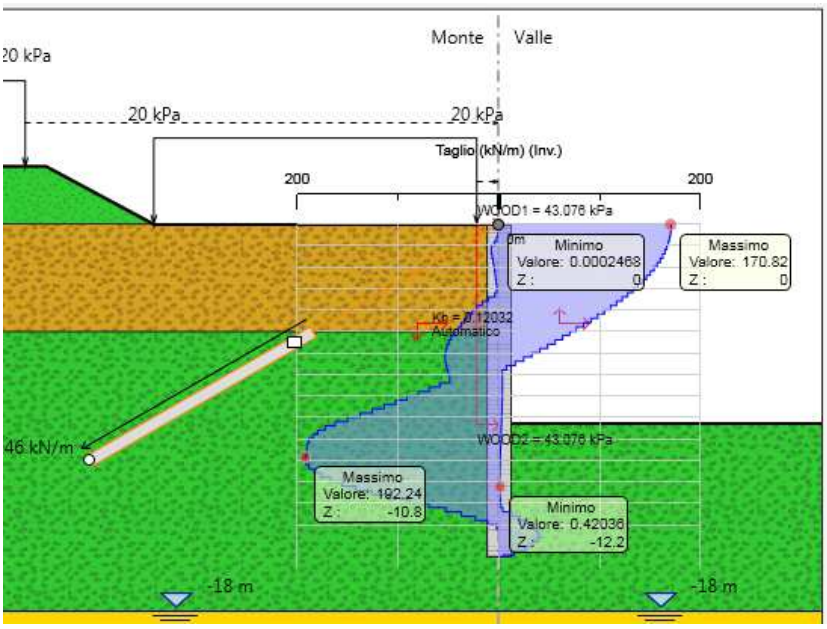

Figura 50 *– Diagramma sollecitazione tagliante lungo la paratia [kN/m]*

T_{SLU} = 192.25 x 1.30 = 249.92 kN/palo z= 10.80 m da p.c.

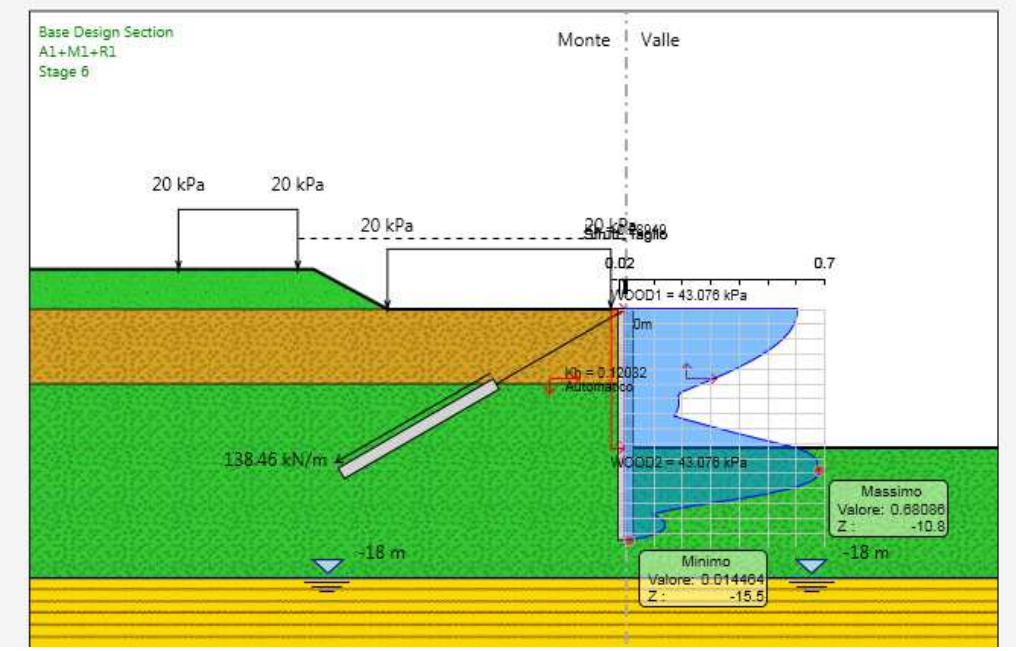

Figura 51 *– Diagramma verifica a taglio lungo la paratia*

La massima fessura registrata allo SLE rara è pari a 0.184 mm, valore inferiore al limite consentito.

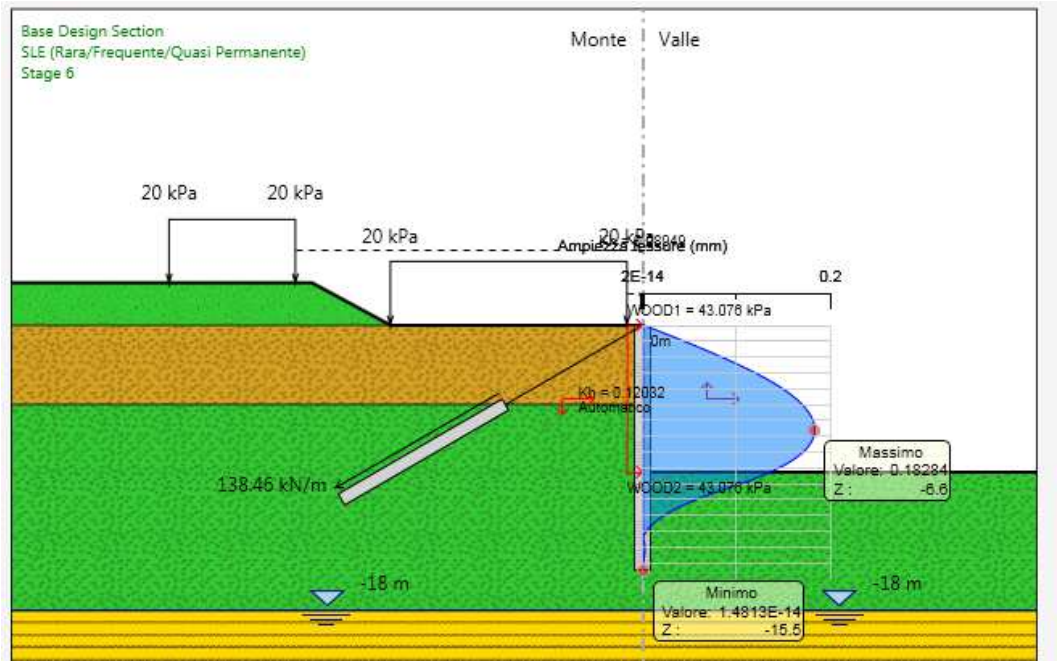

Figura 52 – Diagramma fessurazione lungo la paratia

16.3.2 Verifiche Tiranti SLE (Rara/Frequente/Quasi Permanente)

Tirante	Stage	Sollecitazione (kN)	Resistenza GEO (kN)	Resistenza STR (kN)	Coeff. di Sfruttamento GEO	Coeff. di Sfruttamento STR
I Ordine	Stage 3	360.1	1244.071	605.557	0.289	0.595
I Ordine	Stage 4	375.948	1244.071	605.557	0.302	0.621
I Ordine	Stage 5	376.172	1244.071	605.557	0.302	0.621
I Ordine	Stage 6	376.183	1244.071	605.557	0.302	0.621

16.3.3 Verifiche Tiranti A1+M1+R3

Tirante	Stage	Sollecitazione (kN)	Resistenza GEO (kN)	Resistenza STR (kN)	Coeff. di Sfruttamento GEO	Coeff. di Sfruttamento STR
I Ordine	Stage 3	468.13	575.959	605.557	0.813	0.773
I Ordine	Stage 4	494.1	575.959	605.557	0.858	0.816

Tirante	Stage	Sollecitazione (kN)	Resistenza GEO (kN)	Resistenza STR (kN)	Coeff. di Sfruttamento GEO	Coeff. di Sfruttamento STR
I Ordine	Stage 5	494.424	575.959	605.557	0.858	0.816
I Ordine	Stage 6	494.446	575.959	605.557	0.858	0.817

16.3.4 Verifiche Tiranti A2+M2+R1

Tirante	Stage	Sollecitazione (kN)	Resistenza GEO (kN)	Resistenza STR (kN)	Coeff. di Sfruttamento GEO	Coeff. di Sfruttamento STR
I Ordine	Stage 3	360.1	575.959	605.557	0.625	0.595
I Ordine	Stage 4	512.581	575.959	605.557	0.89	0.846
I Ordine	Stage 5	512.836	575.959	605.557	0.89	0.847
I Ordine	Stage 6	512.849	575.959	605.557	0.89	0.847

16.3.5 Verifiche Sismica STR

Tirante	Stage	Sollecitazione (kN)	Resistenza GEO (kN)	Resistenza STR (kN)	Coeff. di Sfruttamento GEO	Coeff. di Sfruttamento STR
I Ordine	Stage 3	360.1	575.959	605.557	0.625	0.595
I Ordine	Stage 4	375.948	575.959	605.557	0.653	0.621
I Ordine	Stage 5	376.172	575.959	605.557	0.653	0.621
I Ordine	Stage 6	490.115	575.959	605.557	0.851	0.809

16.3.6 Verifiche Sismica GEO

Tirante	Stage	Sollecitazione (kN)	Resistenza GEO (kN)	Resistenza STR (kN)	Coeff. di Sfruttamento GEO	Coeff. di Sfruttamento STR

Tirante	Stage	Sollecitazione (kN)	Resistenza GEO (kN)	Resistenza STR (kN)	Coeff. di Sfruttamento GEO	Coeff. di Sfruttamento STR
I Ordine	Stage 3	360.1	575.959	605.557	0.625	0.595
I Ordine	Stage 4	494.71	575.959	605.557	0.859	0.817
I Ordine	Stage 5	494.965	575.959	605.557	0.859	0.817
I Ordine	Stage 6	494.978	575.959	605.557	0.859	0.817

Inoltre, nel rispetto della gerarchia delle resistenze, si deve verificare che la resistenza caratteristica al limite di snervamento del tratto libero sia sempre maggiore della resistenza a sfilamento della fondazione dell'ancoraggio, ovvero che la rottura per sfilamento della fondazione debba precedere sempre la rottura dell'armatura:

- Resistenza allo sfilamento Rad (GEO) = 575 kN
- Resistenza di progetto dell'armatura dell'ancoraggio R_{td} (STR) = 605 kN

dove $R_{td} = A_s f_{yk} / \gamma_s$, essendo A_S l'area della sezione di armature (trefoli) e γ_s pari a 1.15 il fattore parziale di sicurezza richiesto dalla normativa sulla tensione caratteristica di snervamento dell'acciaio f_{yk}.

16.4 VERIFICHE SPOSTAMENTI ORIZZONTALI (SLE)

Per l'opera di sostegno si ottiene uno spostamento di circa 3.2mm in testa e 6.66mm a 6.40 m da testa paratia. I valori sono ritenuti accettabili ai fini della sicurezza della viabilità autostradale.

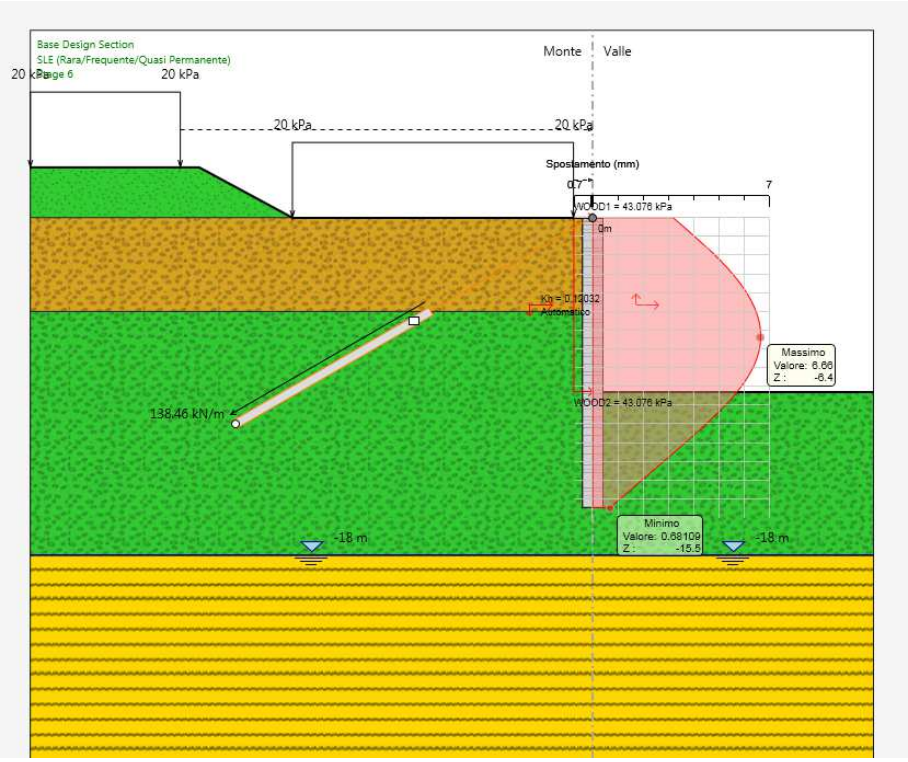

Figura 53 *– Diagramma spostamenti orizzontali lungo la paratia [mm]-SLE*

17 VERIFICHE FODERA IN C.A.

La fodera, di spessore 20 cm, viene armata simmetricamente con una rete ϕ8/10x10. La fodera è considerata solidale alla paratia, in quanto spinottata tramite connettori a taglio. Per tale motivo è stata modellata nel programma di calcolo tramite elemento "slave". Le sollecitazioni, ovviamente, hanno valori pressoché nulli in quanto la fodera non assorbe nessuna funzione strutturale, vista la profondità della falda. Di seguito si riportano le verifiche maggiormente significative relative alle paratie tipo "0" e tipo "5".

Paratia tipo 0

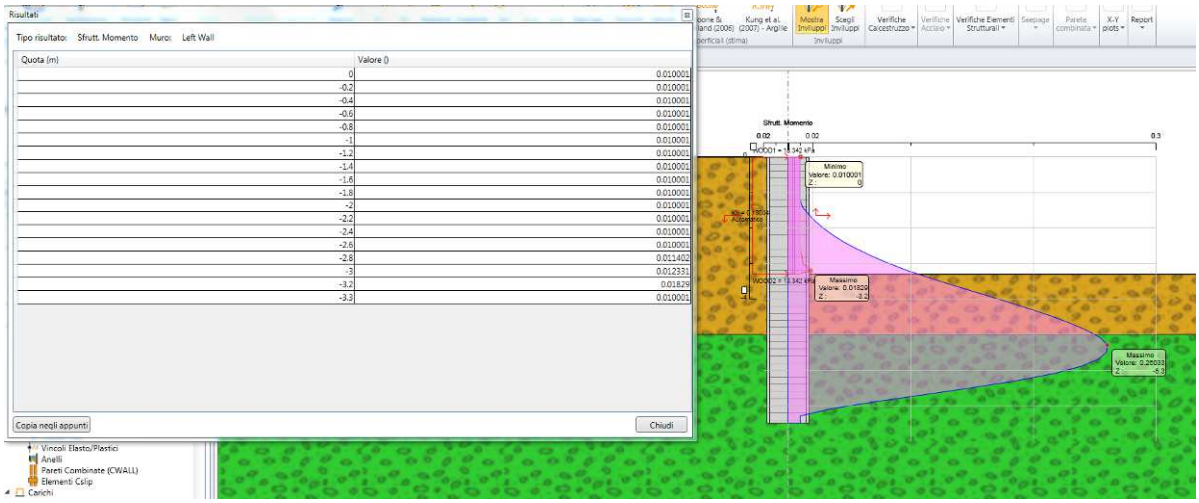

Sfruttamento a flessione pari a circa 2%

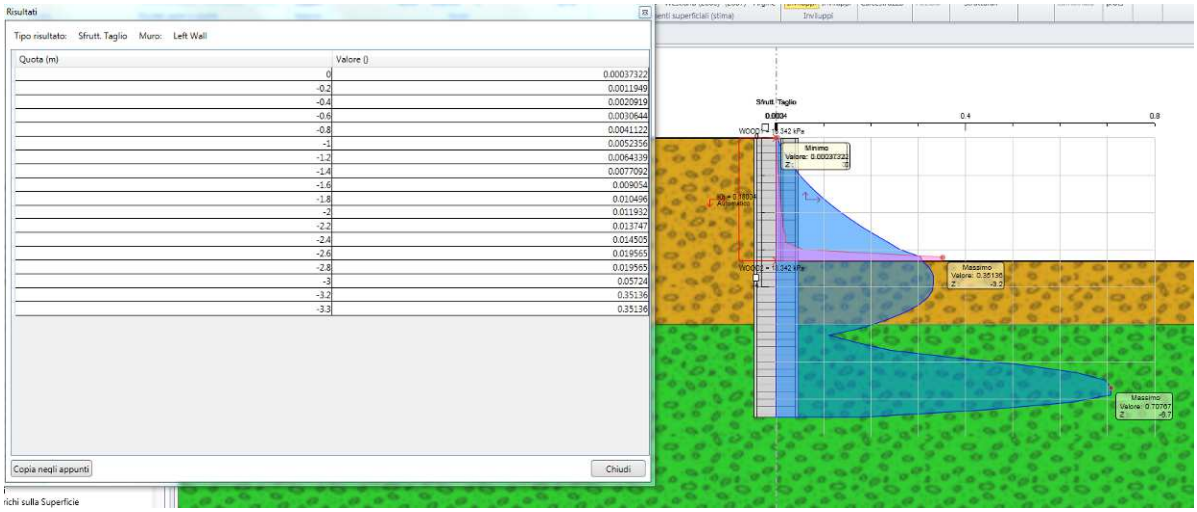

Sfruttamento a taglio pari a circa 35%

Paratia tipo 5

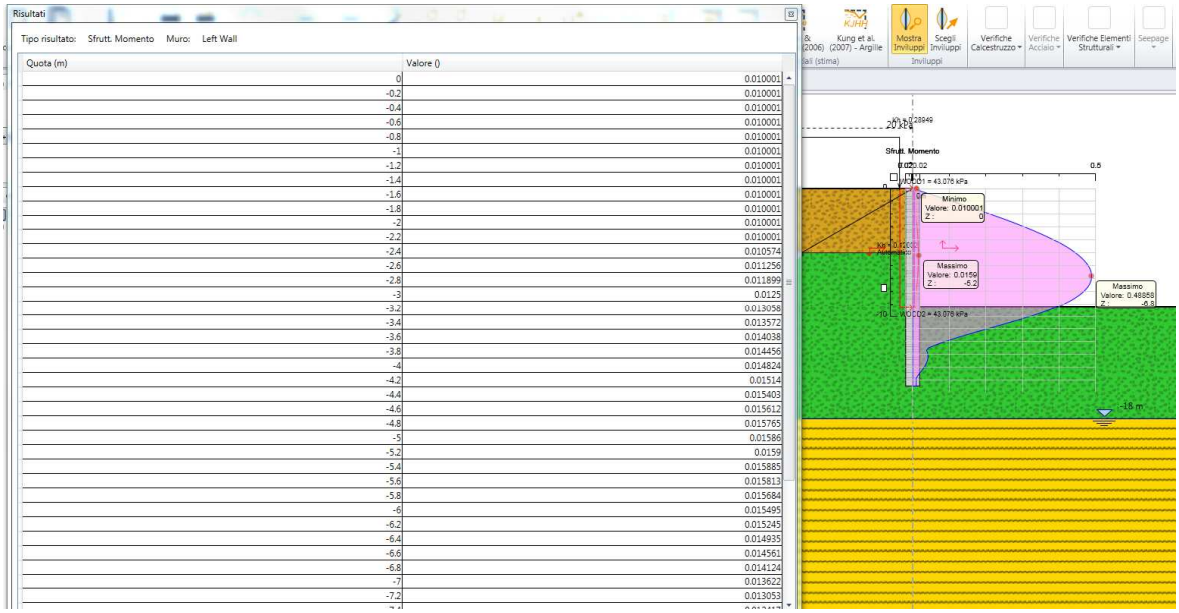

Sfruttamento a flessione pari a circa 1.6%

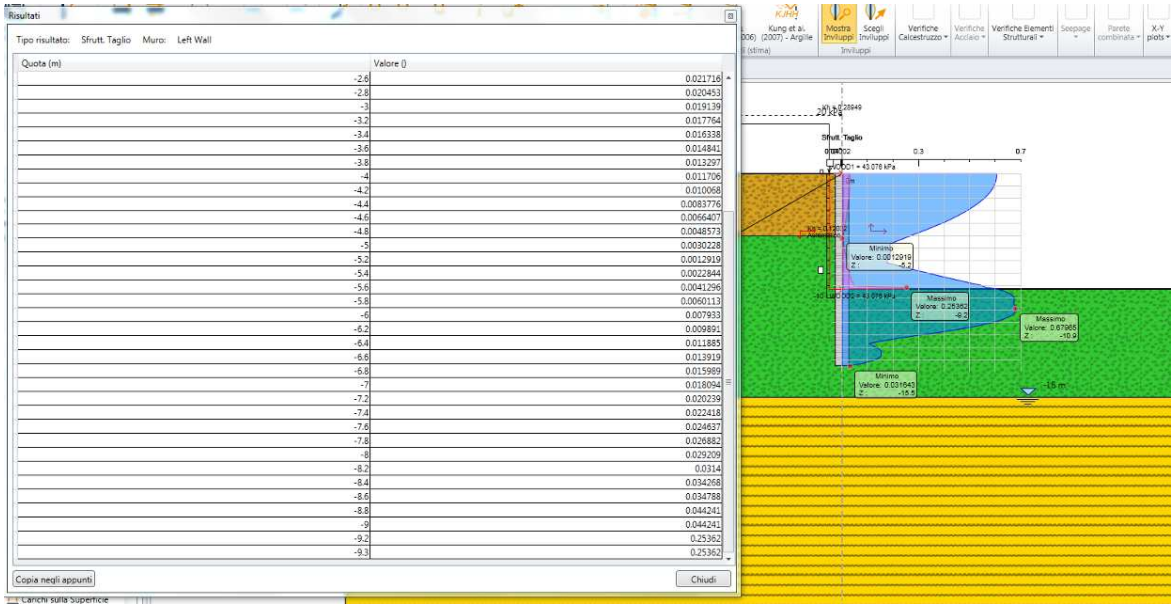

Sfruttamento a taglio pari a circa 25%

18 RIEPILOGO VERIFICHE STR PARATIE

Di seguito si riportano le verifiche strutturali delle paratie, in forma tabellare:

Paratia tipo	Momento Sollecitante (kNm)	Taglio Sollecitazione (kN)	Momento Resistente (kNm)	Taglio Resistente (kN)	Coeff. di Sfruttamento Momento	Coeff. di Sfruttamento Taglio
Paratia tipo 0	131.65	181.10	506.45	256.15	0.260	0.707
Paratia tipo 1	325.40	206.30	1415.08	259.49	0.230	0.795
Paratia tipo 2	431.60	157.27	1415.08	196.85	0.305	0.799
Paratia tipo 3	746.60	239.25	1662.80	435.79	0.449	0.549
Paratia tipo 4	797.45	211.20	2220.27	367.30	0.359	0.575
Paratia tipo 5	989.17	249.92	2220.27	367.52	0.445	0.680

19 INCIDENZA ARMATURE

Di seguito si riporta il calcolo dell'incidenza delle armature dei principali elementi strutturali. Relativamente alle paratie essendo di diverse tipologie si è determinata l'incidenza sia per la singola tipologia che quella media di tutte. Nel caso delle paratie la voce relativa all'incremento è relativa all'ancoraggio delle armature nella trave di testa paratia mentre per la fodera tale incremento è relativo alla sovrapposizione dei fogli di rete elettrosaldata.

Paratie

paratia tipo 0 - 4 pali				
			VOLUME CLS (mc)	1,13
	ϕ	L	n.	P
	(mm)	(m)	-	(kg)
filante 1	22	1	12	35,8
spirale	10	3,4	5	10,5
irrigiditore	26	3,6	0,5	7,5
			INCREMENTO %	20%
			PESO TOTALE ARMATURA	65
			INCIDENZA (kg/mc)	57

paratia tipo 1 - 16 pali				
			VOLUME CLS (mc)	1,13
	ϕ	L	n.	P
	(mm)	(m)	-	(kg)
filante 1	22	1	20	59,7
spirale	10	3,4	5	10,5
irrigiditore	26	3,6	0,5	7,5
			INCREMENTO %	20%
			PESO TOTALE ARMATURA	93
			INCIDENZA (kg/mc)	82

paratia tipo 2 - 13 pali				
			VOLUME CLS (mc)	1,13
	ϕ	L	n.	P
	(mm)	(m)	-	(kg)
filante 1	22	1	20	59,7
spirale	10	3,4	5	10,5
irrigiditore	26	3,6	0,5	7,5
			INCREMENTO %	15%
			PESO TOTALE ARMATURA	89
			INCIDENZA (kg/mc)	79

paratia tipo 3 - 18 pali				
			VOLUME CLS (mc)	1,13
	ϕ	L	n.	P
	(mm)	(m)	-	(kg)
filante 1	22	1	24	71,6
spirale	12	3,4	5	15,1
irrigiditore	26	3,6	0,5	7,5
			INCREMENTO %	12%
			PESO TOTALE ARMATURA	105
			INCIDENZA (kg/mc)	93

paratia tipo 4 - 31 pali				
			VOLUME CLS (mc)	1,13
	ϕ	L	n.	P
	(mm)	(m)	-	(kg)
filante 1	24	1	28	99,4
spirale	12	3,4	5	15,1
irrigiditore	26	3,6	0,5	7,5
			INCREMENTO %	20%
			PESO TOTALE ARMATURA	146
			INCIDENZA (kg/mc)	129

paratia tipo 5 - 36 pali				
			VOLUME CLS (mc)	1,13
	ϕ	L	n.	P
	(mm)	(m)	-	(kg)
filante 1	24	1	28	99,4
spirale	12	3,4	5	15,1
irrigiditore	26	3,6	0,5	7,5
			INCREMENTO %	18%
			PESO TOTALE ARMATURA	144
			INCIDENZA (kg/mc)	127

Riepilogo totale				
paratia	n pali	L pali (m)	V cls (mc)	P arm. (kg)
tipo 0	4	6	27,12	1548
tipo 1	16	6	108,48	8939
tipo 2	13	8	117,52	9281
tipo 3	18	10	203,4	18977
tipo 4	31	12	420,36	54427
tipo 5	36	14	569,52	72511

Vcls totale (mc)	1446,4
P armature totale (kg)	165683
inc. media	**115**

Trave testa paratie e fodera in c.a.

Trave testa paratia 1,50x1,50				
			VOLUME TOTALE CLS (mc)	*346,5*
	ϕ (mm)	L (m)	n. -	P (kg)
armatura long.	24	180	26	16611,5
staffe	16	9,8	1540	23808,2
arm. attesa fod.	16	1,5	385	911,0
			INCREMENTO %	*0%*
			PESO TOTALE ARMATURA	*41331*
			INCIDENZA (kg/mc)	*119*

Fodera in c.a. Sp = 0,20m				
			VOLUME TOTALE CLS (mc)	*162,0*
	ϕ (mm)	L (m)	n. -	P (kg)
rete	8	80	205	6467,9
spinotti	16	0,5	630	496,9
			INCREMENTO %	*25%*
			PESO TOTALE ARMATURA	*8706*
			INCIDENZA (kg/mc)	*54*

Arrotondate a 120 kg/mc e 55 kg/mc.

20 ALLEGATI PARATIA TIPO 0

Design Assumption : Nominal - File di Paratie - File di input (.d)

```
* PARATIE ANALYSIS FOR DESIGN SECTION:Base Design Section USING ASSUMPTION: Nominal
 * Time:martedì 4 settembre 2018 18:00:38
 * 1: Defining general settings
 UNIT  m kN
 TITLE New Project
 DELTA 0.2
 option param itemax 40
 option control hinges 0 0.0001 0.001

 * 2: Defining wall(s)
 WALL LeftWall_32 0 -7.5 0 1

 * 3: Defining surfaces for wall(s)
 SOIL 0_L LeftWall_32 -7.5 0 1 0
 SOIL 0_R LeftWall_32 -7.5 0 2 180

 * 4: Defining soil layers
 *
 * Soil Profile (DI1_164_167_L_0)
 *
 LDATA DI1_164_167_L_0 0 LeftWall_32
 ATREST 0.5 0.5 1
 WEIGHT 16 6 10
 PERMEABILITY 1E-05
 RESISTANCE 0 30 0 0 0
 YOUNG 3E+04 4.8E+04
 ENDL
 *
 * Soil Profile (DI2_165_168_L_0)
 *
 LDATA DI2_165_168_L_0 -5 LeftWall_32
 ATREST 0.5 0.5 1
 WEIGHT 16 6 10
 PERMEABILITY 1E-05
 RESISTANCE 1 33 0 0 0
 YOUNG 6.8E+04 1.088E+05
 ENDL

 * 5: Defining structural materials
 * Steel material: 108 Name=Fe360 E=206000200 kPa
 MATERIAL Fe360_108 2.06E+08
 * Concrete material: 104 Name=C25/30 E=31475800 kPa
 MATERIAL C2530_104 3.148E+07
 * Concrete material: 103 Name=C20/25 E=29962000 kPa
 MATERIAL C2025_103 2.996E+07

 * 6: Defining structural elements
 * 6.1: Beams and combined Wall Elements
 BEAM WallElement_33 LeftWall_32 -7.5 0 C2530_104 0.9794 00 00 0
 BEAM WallElement_New_20092 LeftWall_32 -3.3 0 C2025_103 0.2 00 00 0 slave


 * 6.2: Supports




 * 6.3: Strips

 * 7: Defining Steps
 STEP Stage1_31
 CHANGE DI1_164_167_L_0 U-FRICT=30 LeftWall_32
 CHANGE DI1_164_167_L_0 D-FRICT=30 LeftWall_32
 CHANGE DI1_164_167_L_0 U-KA=0.333 LeftWall_32
 CHANGE DI1_164_167_L_0 U-KP=4.288 LeftWall_32
```

```
CHANGE DI1_164_167_L_0 D-KA=0.333 LeftWall_32
CHANGE DI1_164_167_L_0 D-KP=4.288 LeftWall_32
CHANGE DI2_165_168_L_0 U-FRICT=33 LeftWall_32
CHANGE DI2_165_168_L_0 D-FRICT=33 LeftWall_32
CHANGE DI2_165_168_L_0 U-KA=0.295 LeftWall_32
CHANGE DI2_165_168_L_0 U-KP=5.16 LeftWall_32
CHANGE DI2_165_168_L_0 D-KA=0.295 LeftWall_32
CHANGE DI2_165_168_L_0 D-KP=5.16 LeftWall_32
CHANGE DI1_164_167_L_0 U-COHE=0 LeftWall_32
CHANGE DI1_164_167_L_0 U-ADHES=0 LeftWall_32
CHANGE DI1_164_167_L_0 D-COHE=0 LeftWall_32
CHANGE DI1_164_167_L_0 D-ADHES=0 LeftWall_32
CHANGE DI2_165_168_L_0 U-COHE=1 LeftWall_32
CHANGE DI2_165_168_L_0 U-ADHES=0 LeftWall_32
CHANGE DI2_165_168_L_0 D-COHE=1 LeftWall_32
CHANGE DI2_165_168_L_0 D-ADHES=0 LeftWall_32
SETWALL LeftWall_32
GEOM 0 0
WATER -18 0 -7.5 0 0
ADD WallElement_33
ENDSTEP

STEP Stage2_19604
SETWALL LeftWall_32
GEOM 0 -3.5
WATER -18 0 -7.5 0 0
ENDSTEP

STEP Stage3_19848
SETWALL LeftWall_32
GEOM 0 -3.3
WATER -18 0 -7.5 0 0
ADD WallElement_New_20092
ENDSTEP

STEP Stage4_20681
SETWALL LeftWall_32
GEOM 0 -3.3
WATER -18 0 -7.5 0 0
CHANGE DI1_164_167_L_0 U-KAED=0.4851 LeftWall_32
CHANGE DI1_164_167_L_0 U-KAEW=0.8317 LeftWall_32
CHANGE DI1_164_167_L_0 U-KPED=4.126 LeftWall_32
CHANGE DI1_164_167_L_0 U-KPEW=2.79 LeftWall_32
CHANGE DI1_164_167_L_0 D-KAED=0.4286 LeftWall_32
CHANGE DI1_164_167_L_0 D-KAEW=0.8836 LeftWall_32
CHANGE DI1_164_167_L_0 D-KPED=3.335 LeftWall_32
CHANGE DI1_164_167_L_0 D-KPEW=1.828 LeftWall_32
CHANGE DI2_165_168_L_0 U-KAED=0.4349 LeftWall_32
CHANGE DI2_165_168_L_0 U-KAEW=0.7401 LeftWall_32
CHANGE DI2_165_168_L_0 U-KPED=5.009 LeftWall_32
CHANGE DI2_165_168_L_0 U-KPEW=3.557 LeftWall_32
CHANGE DI2_165_168_L_0 D-KAED=0.3858 LeftWall_32
CHANGE DI2_165_168_L_0 D-KAEW=0.7553 LeftWall_32
CHANGE DI2_165_168_L_0 D-KPED=4.059 LeftWall_32
CHANGE DI2_165_168_L_0 D-KPEW=2.489 LeftWall_32
EQK 0.18 0.09002 -0.09002 0 0.5 0 0.5 0 0
WOOD 18.34 18.34 -3.3 0
* Include pressure contribution from wall: LeftWall_32
* Include wall contribution
DLOAD step LeftWall_32 -3.3 3.916 0 3.916
DLOAD step LeftWall_32 -3.3 0.9002 0 0.9002
ENDSTEP
```

Design Assumption : Nominal - File di Paratie - File di output (.out)

```
+-------------------------------------------------------------------------------------------------------------------------+
|                   PARATIEPLUS(TM)   NLS ENGINE RELEASE  2018.0    FULL VERSION  *Build date:Nov 13, 2017*               |
|                                                                                                                         |
|                                      NewProject.BaseDesignSection_28.Nominal_63                                         |
```

```
|                              Exe Time : 4 September 2018 18:00:39                                                                                                  |
+----------------------------------------------------------------------------------------------------------------------------------------------------------------------+

                    ***********************************************************
                    *                                                         *
                    *  PARATIE PLUS Non-Linear Spring Engine                  *
                    *                                                         *
                    *          AN ELASTOPLASTIC FINITE ELEMENT PROGRAM        *
                    *          FOR FLEXIBLE EARTH-RETAINING STRUCTURES        *
                    *                                                         *
                    *          Written by Ce.A.S. s.r.l. (ITALY)              *
                    *          with the scientific supervision of             *
                    *          Roberto Nova - full professor SOIL MECHANICS   *
                    *          at Politecnico di Milano (ITALY)               *
                    *                                                         *
                    ***********************************************************
                    *                                                         *
                    *  RELEASE   2018.0     *Build date:Nov 13, 2017*    *    *
                    *                                                         *
                    *                                                         *
                    *  Ce.A.S.     S.R.L   CENTRO DI ANALISI STRUTTURALE      *
                    *              VIALE   GIUSTINIANO 10                     *
                    *              20129   M I L A N O  (ITALIA)              *
                    *  TEL.        +39 02 2020221                             *
                    *                                                         *
                    *  email       bruno.becci@ceas.it                        *
                    *  Web Page    www.ceas.it     www.paratieplus.com        *
                    ***********************************************************



 JOB : NewProject.BaseDesignSection_28.Nominal_63
 STARTING
ACCEPTED   <FILE,GENW                                                                  >
ACCEPTED   <FILE,PLOTTER,BINARY                                                        >
ACCEPTED   <SOLVE TOTAL_STRESS                                                         >
ACCEPTED   <PARAM ITEMAX 40                                                            >
ACCEPTED   <CONTROL HINGES 0 0.0001 0.001                                              >



                    ***********************************************************
                    *                                                         *
                    *  WARNING : PORE PRESSURES ARE AUTOMATICALLY COMPUTED    *
                    *    BY THE PROGRAM.                                      *
                    ***********************************************************

PRELIMINARY OPERATIONS CPU TIME     0.01 [sec]
```

```
+-------------------------------------------------------------------------------------------------------------------------+
|                   PARATIEPLUS(TM)   NLS ENGINE RELEASE  2018.0    FULL VERSION  *Build date:Nov 13, 2017*               |
|                                                                                                                         |
|                                      NewProject.BaseDesignSection_28.Nominal_63                                         |
|                                  Exe Time : 4 September 2018 18:00:39                                                   |
+-------------------------------------------------------------------------------------------------------------------------+


INPUT FILE HAS BEEN GENERATED BY WALGEN PROGRAM


New Project


NO. OF NODAL POINTS (NUMNP) ...................   39
NO. OF COORDINATES  (NCOORD)...................    2
NO. OF NODE DOFS    (NDOF).....................    5
NO. OF EQUATIONS    (NEQ)...................... 195
NO. OF CONSTRAINTS CARDS (NVINC)...............    0
NO. OF ELEMENT GROUPS (NEG)....................    4
NO. OF SOLUTION STEPS (NSTE)...................    4
NO. OF ELEMENT SETS ATTACHED TO SLAVE NODES ...    1 ** SLAVE DOFS HAVE BEEN ACTIVATED **
NO. OF RECORD FROM WALGEN .....................   89
NO. OF LONG NAMES (LASTNAME) ..................   18
LENGTH UNIT CHOICE ............................    3 (M   )
FORCE  UNIT CHOICE ............................    3 (KN  )
MAX PORE PRESSURE TABLE LENGTH.................    1
NO. OF ELEMENT GROUPS REQUIRING ADD. SLIP DOF .    0


IDOFA (01) =  2  Y-DISPL.F
IDOFA (02) =  4   X-ROT. F
IDOFA (03) =  8  Y-DISPL.S
IDOFA (04) = 10   X-ROT. S
IDOFA (05) = 14  Y-FORCE

 RELEVANT ITEMS UNITS

 STRESSES                  kPa
 Y-DISPLACEMENTS           m
 ROTATIONS                 RADIANS
 BEAM AND SLAB MOMENTS     kN*m/m
 BEAM SHEAR FORCES         kN/m
 ANCHOR FORCES             kN/m
 AXIAL FORCES IN TRUSSES   kN/m
 AXIAL FORCES SPRINGS      kN/m
 Y-REACTIONS               kN/m
 X-MOMENT REACTIONS        kN*m/m
 ETC.
```

```
+-----------------------------------------------------------------------------------------------------------------------+
|                  PARATIEPLUS(TM)   NLS ENGINE RELEASE  2018.0    FULL VERSION  *Build date:Nov 13, 2017*             |
|                                                                                                                       |
|                                    NewProject.BaseDesignSection_28.Nominal_63                                         |
|                                 Exe Time : 4 September 2018 18:00:39                                                  |
+-----------------------------------------------------------------------------------------------------------------------+
                  P R E P R O C E S S O R    D A T A

                  N O.  O F   C O M M A N D S    89

   1 : UNIT  m kN
   2 : TITLE New Project
   3 : DELTA 0.2
   4 : option param itemax 40
   5 : option control hinges 0 0.0001 0.001
   6 : WALL LeftWall_32 0 -7.5 0 1
   7 : SOIL 0_L LeftWall_32 -7.5 0 1 0
   8 : SOIL 0_R LeftWall_32 -7.5 0 2 180
   9 : LDATA DI1_164_167_L_0 0 LeftWall_32
  10 : ATREST 0.5 0.5 1
  11 : WEIGHT 16 6 10
  12 : PERMEABILITY 1E-05
  13 : RESISTANCE 0 30 0 0 0
  14 : YOUNG 3E+04 4.8E+04
  15 : ENDL
  16 : LDATA DI2_165_168_L_0 -5 LeftWall_32
  17 : ATREST 0.5 0.5 1
  18 : WEIGHT 16 6 10
  19 : PERMEABILITY 1E-05
  20 : RESISTANCE 1 33 0 0 0
  21 : YOUNG 6.8E+04 1.088E+05
  22 : ENDL
  23 : MATERIAL Fe360_108 2.06E+08
  24 : MATERIAL C2530_104 3.148E+07
  25 : MATERIAL C2025_103 2.996E+07
  26 : BEAM WallElement_33 LeftWall_32 -7.5 0 C2530_104 0.9794 00 00 0
  27 : BEAM WallElement_New_20092 LeftWall_32 -3.3 0 C2025_103 0.2 00 00 0 slave
  28 : STEP Stage1_31
  29 : CHANGE DI1_164_167_L_0 U-FRICT=30 LeftWall_32
  30 : CHANGE DI1_164_167_L_0 D-FRICT=30 LeftWall_32
  31 : CHANGE DI1_164_167_L_0 U-KA=0.333 LeftWall_32
  32 : CHANGE DI1_164_167_L_0 U-KP=4.288 LeftWall_32
  33 : CHANGE DI1_164_167_L_0 D-KA=0.333 LeftWall_32
  34 : CHANGE DI1_164_167_L_0 D-KP=4.288 LeftWall_32
  35 : CHANGE DI2_165_168_L_0 U-FRICT=33 LeftWall_32
  36 : CHANGE DI2_165_168_L_0 D-FRICT=33 LeftWall_32
  37 : CHANGE DI2_165_168_L_0 U-KA=0.295 LeftWall_32
  38 : CHANGE DI2_165_168_L_0 U-KP=5.16 LeftWall_32
  39 : CHANGE DI2_165_168_L_0 D-KA=0.295 LeftWall_32
  40 : CHANGE DI2_165_168_L_0 D-KP=5.16 LeftWall_32
  41 : CHANGE DI1_164_167_L_0 U-COHE=0 LeftWall_32
  42 : CHANGE DI1_164_167_L_0 U-ADHES=0 LeftWall_32
  43 : CHANGE DI1_164_167_L_0 D-COHE=0 LeftWall_32
  44 : CHANGE DI1_164_167_L_0 D-ADHES=0 LeftWall_32
  45 : CHANGE DI2_165_168_L_0 U-COHE=1 LeftWall_32
  46 : CHANGE DI2_165_168_L_0 U-ADHES=0 LeftWall_32
  47 : CHANGE DI2_165_168_L_0 D-COHE=1 LeftWall_32
  48 : CHANGE DI2_165_168_L_0 D-ADHES=0 LeftWall_32
  49 : SETWALL LeftWall_32
  50 : GEOM 0 0
  51 : WATER -18 0 -7.5 0 0
  52 : ADD WallElement_33
  53 : ENDSTEP
  54 : STEP Stage2_19604
  55 : SETWALL LeftWall_32
  56 : GEOM 0 -3.5
  57 : WATER -18 0 -7.5 0 0
  58 : ENDSTEP
  59 : STEP Stage3_19848
  60 : SETWALL LeftWall_32
  61 : GEOM 0 -3.3
```

```
62 : WATER -18 0 -7.5 0 0
63 : ADD WallElement_New_20092
64 : ENDSTEP
65 : STEP Stage4_20681
66 : SETWALL LeftWall_32
67 : GEOM 0 -3.3
68 : WATER -18 0 -7.5 0 0
69 : CHANGE DI1_164_167_L_0 U-KAED=0.4851 LeftWall_32
70 : CHANGE DI1_164_167_L_0 U-KAEW=0.8317 LeftWall_32
71 : CHANGE DI1_164_167_L_0 U-KPED=4.126 LeftWall_32
72 : CHANGE DI1_164_167_L_0 U-KPEW=2.79 LeftWall_32
73 : CHANGE DI1_164_167_L_0 D-KAED=0.4286 LeftWall_32
74 : CHANGE DI1_164_167_L_0 D-KAEW=0.8836 LeftWall_32
75 : CHANGE DI1_164_167_L_0 D-KPED=3.335 LeftWall_32
76 : CHANGE DI1_164_167_L_0 D-KPEW=1.828 LeftWall_32
77 : CHANGE DI2_165_168_L_0 U-KAED=0.4349 LeftWall_32
78 : CHANGE DI2_165_168_L_0 U-KAEW=0.7401 LeftWall_32
79 : CHANGE DI2_165_168_L_0 U-KPED=5.009 LeftWall_32
80 : CHANGE DI2_165_168_L_0 U-KPEW=3.557 LeftWall_32
81 : CHANGE DI2_165_168_L_0 D-KAED=0.3858 LeftWall_32
82 : CHANGE DI2_165_168_L_0 D-KAEW=0.7553 LeftWall_32
83 : CHANGE DI2_165_168_L_0 D-KPED=4.059 LeftWall_32
84 : CHANGE DI2_165_168_L_0 D-KPEW=2.489 LeftWall_32
85 : EQK 0.18 0.09002 -0.09002 0 0.5 0 0.5 0 0
86 : WOOD 18.34 18.34 -3.3 0
87 : DLOAD step LeftWall_32 -3.3 3.916 0 3.916
88 : DLOAD step LeftWall_32 -3.3 0.9002 0 0.9002
89 : ENDSTEP
```

```
+-------------------------------------------------------------------------------------------------------------------------+
|                   PARATIEPLUS(TM)   NLS ENGINE RELEASE  2018.0    FULL VERSION  *Build date:Nov 13, 2017*              |
|                                                                                                                         |
|                                      NewProject.BaseDesignSection_28.Nominal_63                                         |
|                                   Exe Time : 4 September 2018 18:00:39                                                  |
+-------------------------------------------------------------------------------------------------------------------------+
N O D A L    P O I N T    D A T A
--------------------------------

NODE     Y-COORD     Z-COORD normal cos.

   1  0.0000      0.0000      1.0000
   2  0.0000    -0.20000      1.0000
   3  0.0000    -0.40000      1.0000
   4  0.0000    -0.60000      1.0000
   5  0.0000    -0.80000      1.0000
   6  0.0000     -1.0000      1.0000
   7  0.0000     -1.2000      1.0000
   8  0.0000     -1.4000      1.0000
   9  0.0000     -1.6000      1.0000
  10  0.0000     -1.8000      1.0000
  11  0.0000     -2.0000      1.0000
  12  0.0000     -2.2000      1.0000
  13  0.0000     -2.4000      1.0000
  14  0.0000     -2.6000      1.0000
  15  0.0000     -2.8000      1.0000
  16  0.0000     -3.0000      1.0000
  17  0.0000     -3.2000      1.0000
  18  0.0000     -3.3000      1.0000
  19  0.0000     -3.5000      1.0000
  20  0.0000     -3.7000      1.0000
  21  0.0000     -3.9000      1.0000
  22  0.0000     -4.1000      1.0000
  23  0.0000     -4.3000      1.0000
  24  0.0000     -4.5000      1.0000
  25  0.0000     -4.7000      1.0000
  26  0.0000     -4.9000      1.0000
  27  0.0000     -5.1000      1.0000
  28  0.0000     -5.3000      1.0000
  29  0.0000     -5.5000      1.0000
  30  0.0000     -5.7000      1.0000
  31  0.0000     -5.9000      1.0000
  32  0.0000     -6.1000      1.0000
  33  0.0000     -6.3000      1.0000
  34  0.0000     -6.5000      1.0000
  35  0.0000     -6.7000      1.0000
  36  0.0000     -6.9000      1.0000
  37  0.0000     -7.1000      1.0000
  38  0.0000     -7.3000      1.0000
  39  0.0000     -7.5000      1.0000
```

```
+-----------------------------------------------------------------------------------------------------------------------+
|                   PARATIEPLUS(TM)   NLS ENGINE RELEASE  2018.0    FULL VERSION  *Build date:Nov 13, 2017*              |
|                                                                                                                       |
|                                      NewProject.BaseDesignSection_28.Nominal_63                                       |
|                                   Exe Time : 4 September 2018 18:00:39                                                |
+-----------------------------------------------------------------------------------------------------------------------+
 ELEMENT GROUP NO.  1

0_L                                                          :
   5  39   0   1   0   0   0   0   0   0   0   0   0   0   0   2   0   0   0   0
.....................................
.........2D PLASTIC SOIL ..........
.....................................

element group behaviour throughout stage analysis

stage   status
------------------
    1   active
    2   active
    3   active
    4   active

 material set no.    1

 prop( 1) angle              0.00000
 prop( 2) layer as foreseen  1.00000


 material set no.    2

 prop( 1) angle              0.00000
 prop( 2) layer as foreseen  2.00000


 element data

   el    n  mat      area     .....     .....     .....      flag
-----------------------------------------------------------------

    1    1    1   0.1000     0.000     0.000     0.000     1.000
    2    2    1   0.2000     0.000     0.000     0.000     1.000
    3    3    1   0.2000     0.000     0.000     0.000     1.000
    4    4    1   0.2000     0.000     0.000     0.000     1.000
    5    5    1   0.2000     0.000     0.000     0.000     1.000
    6    6    1   0.2000     0.000     0.000     0.000     1.000
    7    7    1   0.2000     0.000     0.000     0.000     1.000
    8    8    1   0.2000     0.000     0.000     0.000     1.000
    9    9    1   0.2000     0.000     0.000     0.000     1.000
   10   10    1   0.2000     0.000     0.000     0.000     1.000
   11   11    1   0.2000     0.000     0.000     0.000     1.000
   12   12    1   0.2000     0.000     0.000     0.000     1.000
   13   13    1   0.2000     0.000     0.000     0.000     1.000
   14   14    1   0.2000     0.000     0.000     0.000     1.000
   15   15    1   0.2000     0.000     0.000     0.000     1.000
   16   16    1   0.2000     0.000     0.000     0.000     1.000
   17   17    1   0.1500     0.000     0.000     0.000     1.000
   18   18    1   0.1500     0.000     0.000     0.000     1.000
   19   19    1   0.2000     0.000     0.000     0.000     1.000
   20   20    1   0.2000     0.000     0.000     0.000     1.000
   21   21    1   0.2000     0.000     0.000     0.000     1.000
   22   22    1   0.2000     0.000     0.000     0.000     1.000
   23   23    1   0.2000     0.000     0.000     0.000     1.000
   24   24    1   0.2000     0.000     0.000     0.000     1.000
   25   25    1   0.2000     0.000     0.000     0.000     1.000
   26   26    1   0.2000     0.000     0.000     0.000     1.000
   27   27    2   0.2000     0.000     0.000     0.000     1.000
   28   28    2   0.2000     0.000     0.000     0.000     1.000
   29   29    2   0.2000     0.000     0.000     0.000     1.000
   30   30    2   0.2000     0.000     0.000     0.000     1.000
   31   31    2   0.2000     0.000     0.000     0.000     1.000
```

32	32	2	0.2000	0.000	0.000	0.000	1.000
33	33	2	0.2000	0.000	0.000	0.000	1.000
34	34	2	0.2000	0.000	0.000	0.000	1.000
35	35	2	0.2000	0.000	0.000	0.000	1.000
36	36	2	0.2000	0.000	0.000	0.000	1.000
37	37	2	0.2000	0.000	0.000	0.000	1.000
38	38	2	0.2000	0.000	0.000	0.000	1.000
39	39	2	0.1000	0.000	0.000	0.000	1.000

```
+-----------------------------------------------------------------------------------------------------------------------+
|                   PARATIEPLUS(TM)   NLS ENGINE RELEASE  2018.0    FULL VERSION  *Build date:Nov 13, 2017*              |
|                                                                                                                       |
|                                     NewProject.BaseDesignSection_28.Nominal_63                                        |
|                                  Exe Time : 4 September 2018 18:00:39                                                 |
+-----------------------------------------------------------------------------------------------------------------------+
 ELEMENT GROUP NO.  2

0_R                                                    :
   5  39   0   1   0   0   0   0   0   0   0   0   0   0   0   2   0   0   0   0
.....................................
.........2D PLASTIC SOIL ..........
.....................................

element group behaviour throughout stage analysis

stage   status
------------------
    1   active
    2   active
    3   active
    4   active

 material set no.    1

 prop( 1) angle              180.000
 prop( 2) layer as foreseen  1.00000


 material set no.    2

 prop( 1) angle              180.000
 prop( 2) layer as foreseen  2.00000


 element data

   el    n  mat      area      .....     .....     .....      flag
-----------------------------------------------------------------

    1    1    1   0.1000     0.000     0.000     0.000     2.000
    2    2    1   0.2000     0.000     0.000     0.000     2.000
    3    3    1   0.2000     0.000     0.000     0.000     2.000
    4    4    1   0.2000     0.000     0.000     0.000     2.000
    5    5    1   0.2000     0.000     0.000     0.000     2.000
    6    6    1   0.2000     0.000     0.000     0.000     2.000
    7    7    1   0.2000     0.000     0.000     0.000     2.000
    8    8    1   0.2000     0.000     0.000     0.000     2.000
    9    9    1   0.2000     0.000     0.000     0.000     2.000
   10   10    1   0.2000     0.000     0.000     0.000     2.000
   11   11    1   0.2000     0.000     0.000     0.000     2.000
   12   12    1   0.2000     0.000     0.000     0.000     2.000
   13   13    1   0.2000     0.000     0.000     0.000     2.000
   14   14    1   0.2000     0.000     0.000     0.000     2.000
   15   15    1   0.2000     0.000     0.000     0.000     2.000
   16   16    1   0.2000     0.000     0.000     0.000     2.000
   17   17    1   0.1500     0.000     0.000     0.000     2.000
   18   18    1   0.1500     0.000     0.000     0.000     2.000
   19   19    1   0.2000     0.000     0.000     0.000     2.000
   20   20    1   0.2000     0.000     0.000     0.000     2.000
   21   21    1   0.2000     0.000     0.000     0.000     2.000
   22   22    1   0.2000     0.000     0.000     0.000     2.000
   23   23    1   0.2000     0.000     0.000     0.000     2.000
   24   24    1   0.2000     0.000     0.000     0.000     2.000
   25   25    1   0.2000     0.000     0.000     0.000     2.000
   26   26    1   0.2000     0.000     0.000     0.000     2.000
   27   27    2   0.2000     0.000     0.000     0.000     2.000
   28   28    2   0.2000     0.000     0.000     0.000     2.000
   29   29    2   0.2000     0.000     0.000     0.000     2.000
   30   30    2   0.2000     0.000     0.000     0.000     2.000
   31   31    2   0.2000     0.000     0.000     0.000     2.000
```

32	32	2	0.2000	0.000	0.000	0.000	2.000
33	33	2	0.2000	0.000	0.000	0.000	2.000
34	34	2	0.2000	0.000	0.000	0.000	2.000
35	35	2	0.2000	0.000	0.000	0.000	2.000
36	36	2	0.2000	0.000	0.000	0.000	2.000
37	37	2	0.2000	0.000	0.000	0.000	2.000
38	38	2	0.2000	0.000	0.000	0.000	2.000
39	39	2	0.1000	0.000	0.000	0.000	2.000

```
+-----------------------------------------------------------------------------------------------------------------------+
|                   PARATIEPLUS(TM)   NLS ENGINE RELEASE  2018.0    FULL VERSION  *Build date:Nov 13, 2017*              |
|                                                                                                                       |
|                                       NewProject.BaseDesignSection_28.Nominal_63                                      |
|                                  Exe Time : 4 September 2018 18:00:39                                                 |
+-----------------------------------------------------------------------------------------------------------------------+
 ELEMENT GROUP NO.  3

WallElement_33                                                  :
   2  38   0   1   0   0   0   0   0   0   0   0   0   0   0   1   0   0   1   0
....................................
..........2D WALL ELEMENT...........
....................................

element group behaviour throughout stage analysis

stage   status
-------------------
    1   active
    2   active
    3   active
    4   active

 material set no.    1

 prop( 1) young modulus      0.314800E+08
 prop( 2) modification  time  0.00000
 prop( 3) new young modulus   0.00000
 prop( 4) poisson ratio       0.00000
 prop( 5) future ............0.224200E-43

 no. of step variable items:     1
 step  inertia multipier
--------------------------
    1   1.000
    2   1.000
    3   1.000
    4   1.000

 element data

   el   na   nb  mat      erc1      erc2     thick      by-i      by-j
-------------------------------------------------------------

    1    1    2    1    0.000     0.000    0.9794     0.000     0.000
    2    2    3    1    0.000     0.000    0.9794     0.000     0.000
    3    3    4    1    0.000     0.000    0.9794     0.000     0.000
    4    4    5    1    0.000     0.000    0.9794     0.000     0.000
    5    5    6    1    0.000     0.000    0.9794     0.000     0.000
    6    6    7    1    0.000     0.000    0.9794     0.000     0.000
    7    7    8    1    0.000     0.000    0.9794     0.000     0.000
    8    8    9    1    0.000     0.000    0.9794     0.000     0.000
    9    9   10    1    0.000     0.000    0.9794     0.000     0.000
   10   10   11    1    0.000     0.000    0.9794     0.000     0.000
   11   11   12    1    0.000     0.000    0.9794     0.000     0.000
   12   12   13    1    0.000     0.000    0.9794     0.000     0.000
   13   13   14    1    0.000     0.000    0.9794     0.000     0.000
   14   14   15    1    0.000     0.000    0.9794     0.000     0.000
   15   15   16    1    0.000     0.000    0.9794     0.000     0.000
   16   16   17    1    0.000     0.000    0.9794     0.000     0.000
   17   17   18    1    0.000     0.000    0.9794     0.000     0.000
   18   18   19    1    0.000     0.000    0.9794     0.000     0.000
   19   19   20    1    0.000     0.000    0.9794     0.000     0.000
   20   20   21    1    0.000     0.000    0.9794     0.000     0.000
   21   21   22    1    0.000     0.000    0.9794     0.000     0.000
   22   22   23    1    0.000     0.000    0.9794     0.000     0.000
   23   23   24    1    0.000     0.000    0.9794     0.000     0.000
   24   24   25    1    0.000     0.000    0.9794     0.000     0.000
   25   25   26    1    0.000     0.000    0.9794     0.000     0.000
   26   26   27    1    0.000     0.000    0.9794     0.000     0.000
   27   27   28    1    0.000     0.000    0.9794     0.000     0.000
```

28	28	29	1	0.000	0.000	0.9794	0.000	0.000
29	29	30	1	0.000	0.000	0.9794	0.000	0.000
30	30	31	1	0.000	0.000	0.9794	0.000	0.000
31	31	32	1	0.000	0.000	0.9794	0.000	0.000
32	32	33	1	0.000	0.000	0.9794	0.000	0.000
33	33	34	1	0.000	0.000	0.9794	0.000	0.000
34	34	35	1	0.000	0.000	0.9794	0.000	0.000
35	35	36	1	0.000	0.000	0.9794	0.000	0.000
36	36	37	1	0.000	0.000	0.9794	0.000	0.000
37	37	38	1	0.000	0.000	0.9794	0.000	0.000
38	38	39	1	0.000	0.000	0.9794	0.000	0.000

```
+-----------------------------------------------------------------------------------------------------------------------+
|                   PARATIEPLUS(TM)   NLS ENGINE RELEASE  2018.0    FULL VERSION  *Build date:Nov 13, 2017*              |
|                                                                                                                       |
|                                      NewProject.BaseDesignSection_28.Nominal_63                                       |
|                                   Exe Time : 4 September 2018 18:00:39                                                |
+-----------------------------------------------------------------------------------------------------------------------+
 ELEMENT GROUP NO.  4

WallElement_New_20092                                        :
   2  17   0   1   0   1   0   0   0   0   0   0   0   0   0   1   0   0   1   0
.....................................
.........2D WALL ELEMENT...........
.....................................
** REMARK: ELEMENTS IN THIS GROUP ARE CONNECTED TO SLAVE D.O.F.s **


element group behaviour throughout stage analysis

stage   status
-------------------
    1  inactive
    2  inactive
    3   active
    4   active

 material set no.    1

 prop( 1) young modulus      0.299600E+08
 prop( 2) modification  time  0.00000
 prop( 3) new young modulus   0.00000
 prop( 4) poisson ratio       0.00000
 prop( 5) future ............ 0.00000

 no. of step variable items:     1
 step  inertia multipier
--------------------------
    1   1.000
    2   1.000
    3   1.000
    4   1.000

 element data

   el   na   nb  mat      erc1      erc2     thick      by-i      by-j
-------------------------------------------------------------

    1    1    2    1    0.000     0.000    0.2000     0.000     0.000
    2    2    3    1    0.000     0.000    0.2000     0.000     0.000
    3    3    4    1    0.000     0.000    0.2000     0.000     0.000
    4    4    5    1    0.000     0.000    0.2000     0.000     0.000
    5    5    6    1    0.000     0.000    0.2000     0.000     0.000
    6    6    7    1    0.000     0.000    0.2000     0.000     0.000
    7    7    8    1    0.000     0.000    0.2000     0.000     0.000
    8    8    9    1    0.000     0.000    0.2000     0.000     0.000
    9    9   10    1    0.000     0.000    0.2000     0.000     0.000
   10   10   11    1    0.000     0.000    0.2000     0.000     0.000
   11   11   12    1    0.000     0.000    0.2000     0.000     0.000
   12   12   13    1    0.000     0.000    0.2000     0.000     0.000
   13   13   14    1    0.000     0.000    0.2000     0.000     0.000
   14   14   15    1    0.000     0.000    0.2000     0.000     0.000
   15   15   16    1    0.000     0.000    0.2000     0.000     0.000
   16   16   17    1    0.000     0.000    0.2000     0.000     0.000
   17   17   18    1    0.000     0.000    0.2000     0.000     0.000
```

```
+-------------------------------------------------------------------------------------------------------------------------+
|                   PARATIEPLUS(TM)   NLS ENGINE RELEASE  2018.0    FULL VERSION  *Build date:Nov 13, 2017*              |
|                                                                                                                         |
|                                      NewProject.BaseDesignSection_28.Nominal_63                                         |
|                                   Exe Time : 4 September 2018 18:00:39                                                  |
+-------------------------------------------------------------------------------------------------------------------------+


NO. OF NODAL LOADS  (NLOAD) ...................    0
NO. OF LOAD CURVES  (NLCUR) ...................    8
MAXIMUM POINTS/LCURVE (NPTM)...................    5
```

```
+-------------------------------------------------------------------------------------------------------------------------+
|                  PARATIEPLUS(TM)   NLS ENGINE RELEASE  2018.0    FULL VERSION  *Build date:Nov 13, 2017*              |
|                                                                                                                         |
|                                     NewProject.BaseDesignSection_28.Nominal_63                                          |
|                                  Exe Time : 4 September 2018 18:00:39                                                   |
+-------------------------------------------------------------------------------------------------------------------------+
L O A D     D A T A


    LOAD FUNCTION NUMBER   =    1
    NUMBER OF TIME POINTS  =    5

    TIME VALUE      FUNCTION

       0.00000    0.0000E+00
       0.80000    0.0000E+00
       1.00000    0.1000E+01
       1.20000    0.0000E+00
       5.00000    0.0000E+00


    LOAD FUNCTION NUMBER   =    2
    NUMBER OF TIME POINTS  =    5

    TIME VALUE      FUNCTION

       0.00000    0.0000E+00
       1.80000    0.0000E+00
       2.00000    0.1000E+01
       2.20000    0.0000E+00
       5.00000    0.0000E+00


    LOAD FUNCTION NUMBER   =    3
    NUMBER OF TIME POINTS  =    5

    TIME VALUE      FUNCTION

       0.00000    0.0000E+00
       2.80000    0.0000E+00
       3.00000    0.1000E+01
       3.20000    0.0000E+00
       5.00000    0.0000E+00


    LOAD FUNCTION NUMBER   =    4
    NUMBER OF TIME POINTS  =    5

    TIME VALUE      FUNCTION

       0.00000    0.0000E+00
       3.80000    0.0000E+00
       4.00000    0.1000E+01
       4.20000    0.0000E+00
       5.00000    0.0000E+00


    LOAD FUNCTION NUMBER   =    5
    NUMBER OF TIME POINTS  =    4

    TIME VALUE      FUNCTION

       0.00000    0.0000E+00
       0.80000    0.0000E+00
       1.00000    0.1000E+01
       5.00000    0.1000E+01
```

```
     LOAD FUNCTION NUMBER   =    6
     NUMBER OF TIME POINTS  =    4

     TIME VALUE      FUNCTION

        0.00000    0.0000E+00
        1.80000    0.0000E+00
        2.00000    0.1000E+01
        5.00000    0.1000E+01



     LOAD FUNCTION NUMBER   =    7
     NUMBER OF TIME POINTS  =    4

     TIME VALUE      FUNCTION

        0.00000    0.0000E+00
        2.80000    0.0000E+00
        3.00000    0.1000E+01
        5.00000    0.1000E+01



     LOAD FUNCTION NUMBER   =    8
     NUMBER OF TIME POINTS  =    4

     TIME VALUE      FUNCTION

        0.00000    0.0000E+00
        3.80000    0.0000E+00
        4.00000    0.1000E+01
        5.00000    0.1000E+01


 PROCESSING DISTRIBUTED LOADS CARD NO.    1
  AT Y-COORD  0.000     Z-COORD -3.300     PRESSURE  3.916
                        Z-COORD  0.000     PRESSURE  3.916
  L.CURVE        4

 NO. OF GENERATED NODAL FORCES    18
 NODE          Z-LVL               FORCE /  NODE          Z-LVL               FORCE /  NODE          Z-LVL
FORCE /

   18     -.3300E+01       0.1957980E+00 /    17     -.3200E+01       0.5874000E+00 /    16     -.3000E+01
0.7832020E+00 /
   15     -.2800E+01       0.7832000E+00 /    14     -.2600E+01       0.7832000E+00 /    13     -.2400E+01
0.7832000E+00 /
   12     -.2200E+01       0.7832000E+00 /    11     -.2000E+01       0.7832000E+00 /    10     -.1800E+01
0.7832000E+00 /
    9     -.1600E+01       0.7832000E+00 /     8     -.1400E+01       0.7832000E+00 /     7     -.1200E+01
0.7832000E+00 /
    6     -.1000E+01       0.7832000E+00 /     5     -.8000E+00       0.7832000E+00 /     4     -.6000E+00
0.7832000E+00 /
    3     -.4000E+00       0.7832000E+00 /     2     -.2000E+00       0.7832000E+00 /     1     0.0000E+00
0.3916000E+00 /

  OVERALL APPLIED Y FORCE FOR CURRENT DISTRIBUTED LOAD               12.923


 PROCESSING DISTRIBUTED LOADS CARD NO.    2
  AT Y-COORD  0.000     Z-COORD -3.300     PRESSURE 0.9002
                        Z-COORD  0.000     PRESSURE 0.9002
  L.CURVE        4

 NO. OF GENERATED NODAL FORCES    18
 NODE          Z-LVL               FORCE /  NODE          Z-LVL               FORCE /  NODE          Z-LVL
FORCE /

   18     -.3300E+01       0.4500955E-01 /    17     -.3200E+01       0.1350300E+00 /    16     -.3000E+01
```

```
0.1800405E+00 /
   15     -.2800E+01       0.1800400E+00 /    14     -.2600E+01       0.1800400E+00 /    13     -.2400E+01
0.1800400E+00 /
   12     -.2200E+01       0.1800400E+00 /    11     -.2000E+01       0.1800400E+00 /    10     -.1800E+01
0.1800400E+00 /
    9     -.1600E+01       0.1800400E+00 /     8     -.1400E+01       0.1800400E+00 /     7     -.1200E+01
0.1800400E+00 /
    6     -.1000E+01       0.1800400E+00 /     5     -.8000E+00       0.1800400E+00 /     4     -.6000E+00
0.1800400E+00 /
    3     -.4000E+00       0.1800400E+00 /     2     -.2000E+00       0.1800400E+00 /     1     0.0000E+00       0.9002000E-
01 /

  OVERALL APPLIED Y FORCE FOR CURRENT DISTRIBUTED LOAD               2.9707


 NO. OF DISTRIBUTED LOAD CARDS     2
```

```
+-------------------------------------------------------------------------------------------------------------------------+
|                   PARATIEPLUS(TM)   NLS ENGINE RELEASE  2018.0    FULL VERSION  *Build date:Nov 13, 2017*              |
|                                                                                                                         |
|                                      NewProject.BaseDesignSection_28.Nominal_63                                         |
|                                   Exe Time : 4 September 2018 18:00:39                                                  |
+-------------------------------------------------------------------------------------------------------------------------+
L O A D     B A L A N C E

STEP     1 TOTAL APPLIED LOAD IN DIR.  2  Y-DISPL.F       0.0000000
STEP     1 TOTAL APPLIED LOAD IN DIR.  4   X-ROT. F       0.0000000
STEP     1 TOTAL APPLIED LOAD IN DIR.  8  Y-DISPL.S       0.0000000
STEP     1 TOTAL APPLIED LOAD IN DIR. 10   X-ROT. S       0.0000000
STEP     1 TOTAL APPLIED LOAD IN DIR. 14  Y-FORCE         0.0000000

STEP     2 TOTAL APPLIED LOAD IN DIR.  2  Y-DISPL.F       0.0000000
STEP     2 TOTAL APPLIED LOAD IN DIR.  4   X-ROT. F       0.0000000
STEP     2 TOTAL APPLIED LOAD IN DIR.  8  Y-DISPL.S       0.0000000
STEP     2 TOTAL APPLIED LOAD IN DIR. 10   X-ROT. S       0.0000000
STEP     2 TOTAL APPLIED LOAD IN DIR. 14  Y-FORCE         0.0000000

STEP     3 TOTAL APPLIED LOAD IN DIR.  2  Y-DISPL.F       0.0000000
STEP     3 TOTAL APPLIED LOAD IN DIR.  4   X-ROT. F       0.0000000
STEP     3 TOTAL APPLIED LOAD IN DIR.  8  Y-DISPL.S       0.0000000
STEP     3 TOTAL APPLIED LOAD IN DIR. 10   X-ROT. S       0.0000000
STEP     3 TOTAL APPLIED LOAD IN DIR. 14  Y-FORCE         0.0000000

STEP     4 TOTAL APPLIED LOAD IN DIR.  2  Y-DISPL.F       15.893460
STEP     4 TOTAL APPLIED LOAD IN DIR.  4   X-ROT. F       0.0000000
STEP     4 TOTAL APPLIED LOAD IN DIR.  8  Y-DISPL.S       0.0000000
STEP     4 TOTAL APPLIED LOAD IN DIR. 10   X-ROT. S       0.0000000
STEP     4 TOTAL APPLIED LOAD IN DIR. 14  Y-FORCE         0.0000000


                    LOAD INPUT SECTION COMPLETED
```

```
+-------------------------------------------------------------------------------------------------------------------------+
|                   PARATIEPLUS(TM)   NLS ENGINE RELEASE  2018.0    FULL VERSION  *Build date:Nov 13, 2017*               |
|                                                                                                                         |
|                                      NewProject.BaseDesignSection_28.Nominal_63                                         |
|                                   Exe Time : 4 September 2018 18:00:39                                                  |
+-------------------------------------------------------------------------------------------------------------------------+


NO. OF LAYERS ..............................    2
NO. OF DATA PER LAYER.......................  100
```

```
+-------------------------------------------------------------------------------------------------------------------------+
|                   PARATIEPLUS(TM)   NLS ENGINE RELEASE  2018.0    FULL VERSION  *Build date:Nov 13, 2017*               |
|                                                                                                                         |
|                                      NewProject.BaseDesignSection_28.Nominal_63                                         |
|                                  Exe Time : 4 September 2018 18:00:39                                                   |
+-------------------------------------------------------------------------------------------------------------------------+

LAYER DESCRIPTORS FOR STEP NO.    1


 NON ZERO LAYER DESCRIPTORS FOR LAYER NO.    1 FOR STEP NO.    1

ITEM NO.   1<NAME    >=  12.000     (BOTH WALLS)
ITEM NO.   2<NATURE  >=  1.0000     (BOTH WALLS)
ITEM NO.   3<LEVEL   >=  0.0000     (BOTH WALLS)
ITEM NO.   4<WALL    >=  1.0000     (BOTH WALLS)
ITEM NO.   5<GAMMAD  >=  16.000     (BOTH WALLS)
ITEM NO.   6<GAMMAB  >=  6.0000     (BOTH WALLS)
ITEM NO.   7<GAMMAW  >=  10.000     (BOTH WALLS)
ITEM NO.   9<U-FRICT >=  30.000     (BOTH WALLS)
ITEM NO.  10<U-KA    >= 0.33300     WALL NO.        1
ITEM NO.  11<U-KP    >=  4.2880     WALL NO.        1
ITEM NO.  12<K0-NC   >= 0.50000     (BOTH WALLS)
ITEM NO.  13<NEXP    >= 0.50000     (BOTH WALLS)
ITEM NO.  14<OCR     >=  1.0000     (BOTH WALLS)
ITEM NO.  16<MODEL   >=  1.0000     (BOTH WALLS)
ITEM NO.  17<EVC     >=  30000.     (BOTH WALLS)
ITEM NO.  18<EUR     >=  48000.     (BOTH WALLS)
ITEM NO.  27<U-PERM  >= 0.10000E-04 (BOTH WALLS)
ITEM NO.  52<D-NATURE>=  1.0000     (BOTH WALLS)
ITEM NO.  53<D-LEVEL >=  0.0000     (BOTH WALLS)
ITEM NO.  59<D-FRICT >=  30.000     (BOTH WALLS)
ITEM NO.  60<D-KA    >= 0.33300     WALL NO.        1
ITEM NO.  61<D-KP    >=  4.2880     WALL NO.        1
ITEM NO.  77<D-PERM  >= 0.10000E-04 (BOTH WALLS)

 NON ZERO LAYER DESCRIPTORS FOR LAYER NO.    2 FOR STEP NO.    1

ITEM NO.   1<NAME    >=  13.000     (BOTH WALLS)
ITEM NO.   2<NATURE  >=  1.0000     (BOTH WALLS)
ITEM NO.   3<LEVEL   >= -5.0000     (BOTH WALLS)
ITEM NO.   4<WALL    >=  1.0000     (BOTH WALLS)
ITEM NO.   5<GAMMAD  >=  16.000     (BOTH WALLS)
ITEM NO.   6<GAMMAB  >=  6.0000     (BOTH WALLS)
ITEM NO.   7<GAMMAW  >=  10.000     (BOTH WALLS)
ITEM NO.   8<U-COHE  >=  1.0000     (BOTH WALLS)
ITEM NO.   9<U-FRICT >=  33.000     (BOTH WALLS)
ITEM NO.  10<U-KA    >= 0.29500     WALL NO.        1
ITEM NO.  11<U-KP    >=  5.1600     WALL NO.        1
ITEM NO.  12<K0-NC   >= 0.50000     (BOTH WALLS)
ITEM NO.  13<NEXP    >= 0.50000     (BOTH WALLS)
ITEM NO.  14<OCR     >=  1.0000     (BOTH WALLS)
ITEM NO.  16<MODEL   >=  1.0000     (BOTH WALLS)
ITEM NO.  17<EVC     >=  68000.     (BOTH WALLS)
ITEM NO.  18<EUR     >= 0.10880E+06 (BOTH WALLS)
ITEM NO.  27<U-PERM  >= 0.10000E-04 (BOTH WALLS)
ITEM NO.  52<D-NATURE>=  1.0000     (BOTH WALLS)
ITEM NO.  53<D-LEVEL >=  0.0000     (BOTH WALLS)
ITEM NO.  58<D-COHE  >=  1.0000     (BOTH WALLS)
ITEM NO.  59<D-FRICT >=  33.000     (BOTH WALLS)
ITEM NO.  60<D-KA    >= 0.29500     WALL NO.        1
ITEM NO.  61<D-KP    >=  5.1600     WALL NO.        1
ITEM NO.  77<D-PERM  >= 0.10000E-04 (BOTH WALLS)

LAYER DESCRIPTORS FOR STEP NO.    2


 NON ZERO LAYER DESCRIPTORS FOR LAYER NO.    1 FOR STEP NO.    2

ITEM NO.   1<NAME    >=  12.000     (BOTH WALLS)
ITEM NO.   2<NATURE  >=  1.0000     (BOTH WALLS)
```

```
ITEM NO.   3<LEVEL   >=  0.0000     (BOTH WALLS)
ITEM NO.   4<WALL    >=  1.0000     (BOTH WALLS)
ITEM NO.   5<GAMMAD  >=  16.000     (BOTH WALLS)
ITEM NO.   6<GAMMAB  >=  6.0000     (BOTH WALLS)
ITEM NO.   7<GAMMAW  >=  10.000     (BOTH WALLS)
ITEM NO.   9<U-FRICT >=  30.000     (BOTH WALLS)
ITEM NO.  10<U-KA    >= 0.33300     WALL NO.        1
ITEM NO.  11<U-KP    >=  4.2880     WALL NO.        1
ITEM NO.  12<K0-NC   >= 0.50000     (BOTH WALLS)
ITEM NO.  13<NEXP    >= 0.50000     (BOTH WALLS)
ITEM NO.  14<OCR     >=  1.0000     (BOTH WALLS)
ITEM NO.  16<MODEL   >=  1.0000     (BOTH WALLS)
ITEM NO.  17<EVC     >=  30000.     (BOTH WALLS)
ITEM NO.  18<EUR     >=  48000.     (BOTH WALLS)
ITEM NO.  27<U-PERM  >= 0.10000E-04 (BOTH WALLS)
ITEM NO.  52<D-NATURE>=  1.0000     (BOTH WALLS)
ITEM NO.  53<D-LEVEL >=  0.0000     (BOTH WALLS)
ITEM NO.  59<D-FRICT >=  30.000     (BOTH WALLS)
ITEM NO.  60<D-KA    >= 0.33300     WALL NO.        1
ITEM NO.  61<D-KP    >=  4.2880     WALL NO.        1
ITEM NO.  77<D-PERM  >= 0.10000E-04 (BOTH WALLS)

 NON ZERO LAYER DESCRIPTORS FOR LAYER NO.    2 FOR STEP NO.    2

ITEM NO.   1<NAME    >=  13.000     (BOTH WALLS)
ITEM NO.   2<NATURE  >=  1.0000     (BOTH WALLS)
ITEM NO.   3<LEVEL   >= -5.0000     (BOTH WALLS)
ITEM NO.   4<WALL    >=  1.0000     (BOTH WALLS)
ITEM NO.   5<GAMMAD  >=  16.000     (BOTH WALLS)
ITEM NO.   6<GAMMAB  >=  6.0000     (BOTH WALLS)
ITEM NO.   7<GAMMAW  >=  10.000     (BOTH WALLS)
ITEM NO.   8<U-COHE  >=  1.0000     (BOTH WALLS)
ITEM NO.   9<U-FRICT >=  33.000     (BOTH WALLS)
ITEM NO.  10<U-KA    >= 0.29500     WALL NO.        1
ITEM NO.  11<U-KP    >=  5.1600     WALL NO.        1
ITEM NO.  12<K0-NC   >= 0.50000     (BOTH WALLS)
ITEM NO.  13<NEXP    >= 0.50000     (BOTH WALLS)
ITEM NO.  14<OCR     >=  1.0000     (BOTH WALLS)
ITEM NO.  16<MODEL   >=  1.0000     (BOTH WALLS)
ITEM NO.  17<EVC     >=  68000.     (BOTH WALLS)
ITEM NO.  18<EUR     >= 0.10880E+06 (BOTH WALLS)
ITEM NO.  27<U-PERM  >= 0.10000E-04 (BOTH WALLS)
ITEM NO.  52<D-NATURE>=  1.0000     (BOTH WALLS)
ITEM NO.  53<D-LEVEL >=  0.0000     (BOTH WALLS)
ITEM NO.  58<D-COHE  >=  1.0000     (BOTH WALLS)
ITEM NO.  59<D-FRICT >=  33.000     (BOTH WALLS)
ITEM NO.  60<D-KA    >= 0.29500     WALL NO.        1
ITEM NO.  61<D-KP    >=  5.1600     WALL NO.        1
ITEM NO.  77<D-PERM  >= 0.10000E-04 (BOTH WALLS)

LAYER DESCRIPTORS FOR STEP NO.    3

 NON ZERO LAYER DESCRIPTORS FOR LAYER NO.    1 FOR STEP NO.    3

ITEM NO.   1<NAME    >=  12.000     (BOTH WALLS)
ITEM NO.   2<NATURE  >=  1.0000     (BOTH WALLS)
ITEM NO.   3<LEVEL   >=  0.0000     (BOTH WALLS)
ITEM NO.   4<WALL    >=  1.0000     (BOTH WALLS)
ITEM NO.   5<GAMMAD  >=  16.000     (BOTH WALLS)
ITEM NO.   6<GAMMAB  >=  6.0000     (BOTH WALLS)
ITEM NO.   7<GAMMAW  >=  10.000     (BOTH WALLS)
ITEM NO.   9<U-FRICT >=  30.000     (BOTH WALLS)
ITEM NO.  10<U-KA    >= 0.33300     WALL NO.        1
ITEM NO.  11<U-KP    >=  4.2880     WALL NO.        1
ITEM NO.  12<K0-NC   >= 0.50000     (BOTH WALLS)
ITEM NO.  13<NEXP    >= 0.50000     (BOTH WALLS)
ITEM NO.  14<OCR     >=  1.0000     (BOTH WALLS)
ITEM NO.  16<MODEL   >=  1.0000     (BOTH WALLS)
ITEM NO.  17<EVC     >=  30000.     (BOTH WALLS)
ITEM NO.  18<EUR     >=  48000.     (BOTH WALLS)
ITEM NO.  27<U-PERM  >= 0.10000E-04 (BOTH WALLS)
ITEM NO.  52<D-NATURE>=  1.0000     (BOTH WALLS)
ITEM NO.  53<D-LEVEL >=  0.0000     (BOTH WALLS)
```

```
ITEM NO.  59<D-FRICT >=  30.000     (BOTH WALLS)
ITEM NO.  60<D-KA    >= 0.33300     WALL NO.        1
ITEM NO.  61<D-KP    >=  4.2880     WALL NO.        1
ITEM NO.  77<D-PERM  >= 0.10000E-04 (BOTH WALLS)

 NON ZERO LAYER DESCRIPTORS FOR LAYER NO.    2 FOR STEP NO.    3

ITEM NO.   1<NAME    >=  13.000     (BOTH WALLS)
ITEM NO.   2<NATURE  >=  1.0000     (BOTH WALLS)
ITEM NO.   3<LEVEL   >= -5.0000     (BOTH WALLS)
ITEM NO.   4<WALL    >=  1.0000     (BOTH WALLS)
ITEM NO.   5<GAMMAD  >=  16.000     (BOTH WALLS)
ITEM NO.   6<GAMMAB  >=  6.0000     (BOTH WALLS)
ITEM NO.   7<GAMMAW  >=  10.000     (BOTH WALLS)
ITEM NO.   8<U-COHE  >=  1.0000     (BOTH WALLS)
ITEM NO.   9<U-FRICT >=  33.000     (BOTH WALLS)
ITEM NO.  10<U-KA    >= 0.29500     WALL NO.        1
ITEM NO.  11<U-KP    >=  5.1600     WALL NO.        1
ITEM NO.  12<K0-NC   >= 0.50000     (BOTH WALLS)
ITEM NO.  13<NEXP    >= 0.50000     (BOTH WALLS)
ITEM NO.  14<OCR     >=  1.0000     (BOTH WALLS)
ITEM NO.  16<MODEL   >=  1.0000     (BOTH WALLS)
ITEM NO.  17<EVC     >=  68000.     (BOTH WALLS)
ITEM NO.  18<EUR     >= 0.10880E+06 (BOTH WALLS)
ITEM NO.  27<U-PERM  >= 0.10000E-04 (BOTH WALLS)
ITEM NO.  52<D-NATURE>=  1.0000     (BOTH WALLS)
ITEM NO.  53<D-LEVEL >=  0.0000     (BOTH WALLS)
ITEM NO.  58<D-COHE  >=  1.0000     (BOTH WALLS)
ITEM NO.  59<D-FRICT >=  33.000     (BOTH WALLS)
ITEM NO.  60<D-KA    >= 0.29500     WALL NO.        1
ITEM NO.  61<D-KP    >=  5.1600     WALL NO.        1
ITEM NO.  77<D-PERM  >= 0.10000E-04 (BOTH WALLS)

LAYER DESCRIPTORS FOR STEP NO.    4


 NON ZERO LAYER DESCRIPTORS FOR LAYER NO.    1 FOR STEP NO.    4

ITEM NO.   1<NAME    >=  12.000     (BOTH WALLS)
ITEM NO.   2<NATURE  >=  1.0000     (BOTH WALLS)
ITEM NO.   3<LEVEL   >=  0.0000     (BOTH WALLS)
ITEM NO.   4<WALL    >=  1.0000     (BOTH WALLS)
ITEM NO.   5<GAMMAD  >=  16.000     (BOTH WALLS)
ITEM NO.   6<GAMMAB  >=  6.0000     (BOTH WALLS)
ITEM NO.   7<GAMMAW  >=  10.000     (BOTH WALLS)
ITEM NO.   9<U-FRICT >=  30.000     (BOTH WALLS)
ITEM NO.  10<U-KA    >= 0.33300     WALL NO.        1
ITEM NO.  11<U-KP    >=  4.2880     WALL NO.        1
ITEM NO.  12<K0-NC   >= 0.50000     (BOTH WALLS)
ITEM NO.  13<NEXP    >= 0.50000     (BOTH WALLS)
ITEM NO.  14<OCR     >=  1.0000     (BOTH WALLS)
ITEM NO.  16<MODEL   >=  1.0000     (BOTH WALLS)
ITEM NO.  17<EVC     >=  30000.     (BOTH WALLS)
ITEM NO.  18<EUR     >=  48000.     (BOTH WALLS)
ITEM NO.  27<U-PERM  >= 0.10000E-04 (BOTH WALLS)
ITEM NO.  45<U-KAED  >= 0.48510     WALL NO.        1
ITEM NO.  46<U-KAEW  >= 0.83170     WALL NO.        1
ITEM NO.  47<U-KPED  >=  4.1260     WALL NO.        1
ITEM NO.  48<U-KPEW  >=  2.7900     WALL NO.        1
ITEM NO.  52<D-NATURE>=  1.0000     (BOTH WALLS)
ITEM NO.  53<D-LEVEL >=  0.0000     (BOTH WALLS)
ITEM NO.  59<D-FRICT >=  30.000     (BOTH WALLS)
ITEM NO.  60<D-KA    >= 0.33300     WALL NO.        1
ITEM NO.  61<D-KP    >=  4.2880     WALL NO.        1
ITEM NO.  77<D-PERM  >= 0.10000E-04 (BOTH WALLS)
ITEM NO.  95<D-KAED  >= 0.42860     WALL NO.        1
ITEM NO.  96<D-KAEW  >= 0.88360     WALL NO.        1
ITEM NO.  97<D-KPED  >=  3.3350     WALL NO.        1
ITEM NO.  98<D-KPEW  >=  1.8280     WALL NO.        1

 NON ZERO LAYER DESCRIPTORS FOR LAYER NO.    2 FOR STEP NO.    4

ITEM NO.   1<NAME    >=  13.000     (BOTH WALLS)
ITEM NO.   2<NATURE  >=  1.0000     (BOTH WALLS)
```

```
ITEM NO.   3<LEVEL   >= -5.0000     (BOTH WALLS)
ITEM NO.   4<WALL    >=  1.0000     (BOTH WALLS)
ITEM NO.   5<GAMMAD  >=  16.000     (BOTH WALLS)
ITEM NO.   6<GAMMAB  >=  6.0000     (BOTH WALLS)
ITEM NO.   7<GAMMAW  >=  10.000     (BOTH WALLS)
ITEM NO.   8<U-COHE  >=  1.0000     (BOTH WALLS)
ITEM NO.   9<U-FRICT >=  33.000     (BOTH WALLS)
ITEM NO.  10<U-KA    >= 0.29500     WALL NO.        1
ITEM NO.  11<U-KP    >=  5.1600     WALL NO.        1
ITEM NO.  12<K0-NC   >= 0.50000     (BOTH WALLS)
ITEM NO.  13<NEXP    >= 0.50000     (BOTH WALLS)
ITEM NO.  14<OCR     >=  1.0000     (BOTH WALLS)
ITEM NO.  16<MODEL   >=  1.0000     (BOTH WALLS)
ITEM NO.  17<EVC     >=  68000.     (BOTH WALLS)
ITEM NO.  18<EUR     >= 0.10880E+06 (BOTH WALLS)
ITEM NO.  27<U-PERM  >= 0.10000E-04 (BOTH WALLS)
ITEM NO.  45<U-KAED  >= 0.43490     WALL NO.        1
ITEM NO.  46<U-KAEW  >= 0.74010     WALL NO.        1
ITEM NO.  47<U-KPED  >=  5.0090     WALL NO.        1
ITEM NO.  48<U-KPEW  >=  3.5570     WALL NO.        1
ITEM NO.  52<D-NATURE>=  1.0000     (BOTH WALLS)
ITEM NO.  53<D-LEVEL >=  0.0000     (BOTH WALLS)
ITEM NO.  58<D-COHE  >=  1.0000     (BOTH WALLS)
ITEM NO.  59<D-FRICT >=  33.000     (BOTH WALLS)
ITEM NO.  60<D-KA    >= 0.29500     WALL NO.        1
ITEM NO.  61<D-KP    >=  5.1600     WALL NO.        1
ITEM NO.  77<D-PERM  >= 0.10000E-04 (BOTH WALLS)
ITEM NO.  95<D-KAED  >= 0.38580     WALL NO.        1
ITEM NO.  96<D-KAEW  >= 0.75530     WALL NO.        1
ITEM NO.  97<D-KPED  >=  4.0590     WALL NO.        1
ITEM NO.  98<D-KPEW  >=  2.4890     WALL NO.        1

DEFAULT WATER UNIT WEIGHT =  10.000
AVERAGED ON     8 VALUES
```

```
+-----------------------------------------------------------------------------------------------------------------------+
|                   PARATIEPLUS(TM)   NLS ENGINE RELEASE  2018.0    FULL VERSION  *Build date:Nov 13, 2017*              |
|                                                                                                                       |
|                                        NewProject.BaseDesignSection_28.Nominal_63                                     |
|                                   Exe Time : 4 September 2018 18:00:39                                                |
+-----------------------------------------------------------------------------------------------------------------------+

PHASE DESCRIPTORS


STEP  NO.     1
                                        LEFT WALL    RIGHT WALL
Y                                        0.000       -0.9990E+30
Z-PC                                     0.000         0.000
Z-EXCAVATION                             0.000         0.000
Z-WATER_TABLE                           -18.00       -0.9990E+30
Q_AT_THE_FREE_FIELD_LEVEL                0.000         0.000
ZQ                                       0.000         0.000
DZW_OF_THE_WATER_TABLE                   0.000         0.000
QS_ON_THE_EXCAVATION_SIDE                0.000         0.000
ZQS                                     -0.9990E+30   -0.9990E+30
ZCUT                                     0.000         0.000
BALANCE LEVEL FOR PORE PRESSURES        -7.500        -7.500
WATER_BEHAVIOUR_FLAG (LINING OPT)        0.000         0.000
PORE_UPDATE_FLAG                         0.000         0.000
PORE_TAB. _FLAG (gt.0= use tabs)         0.000         0.000
lateral thrusts reduction elevatio       0.000         0.000
Downhill reduction factor for effe       0.000         0.000
Downhill reduction factor for pore       0.000         0.000
Uphill reduction factor for effect       0.000         0.000
Uphill reduction factor for pore p       0.000         0.000
SEISMIC HORIZONTAL ACCEL. Kh [g]         0.000         0.000
UPHILL VERTICAL ACCEL.  Kv_uh [g]        0.000         0.000
DOWNHILL VERTICAL ACCEL.Kv_dh [g]        0.000         0.000
UPHILL BETA ANGLE (SLOPE) [deg]          0.000         0.000
UPHILL DELTA/PHI RATIO                   0.000         0.000
DOWNHILL BETA ANGLE (SLOPE) [deg]        0.000         0.000
DOWNHILL DELTA/PHI RATIO                 0.000         0.000
DYN.WATER BEHAVIOUR                      0.000         0.000
Excess pore pressure RATIO Ru            0.000         0.000
SEISMIC PRESSURE LOWER VALUE             0.000         0.000
SEISMIC PRESSURE UPPER VALUE             0.000         0.000
SEISMIC PRESSURE LOWER LEVEL             0.000         0.000
SEISMIC PRESSURE UPPER LEVEL             0.000         0.000

=========================================================================================================end of step    1


STEP  NO.     2
                                        LEFT WALL    RIGHT WALL
Y                                        0.000       -0.9990E+30
Z-PC                                     0.000         0.000
Z-EXCAVATION                            -3.500         0.000
Z-WATER_TABLE                           -18.00       -0.9990E+30
Q_AT_THE_FREE_FIELD_LEVEL                0.000         0.000
ZQ                                       0.000         0.000
DZW_OF_THE_WATER_TABLE                   0.000         0.000
QS_ON_THE_EXCAVATION_SIDE                0.000         0.000
ZQS                                     -0.9990E+30   -0.9990E+30
ZCUT                                     0.000         0.000
BALANCE LEVEL FOR PORE PRESSURES        -7.500        -7.500
WATER_BEHAVIOUR_FLAG (LINING OPT)        0.000         0.000
PORE_UPDATE_FLAG                         0.000         0.000
PORE_TAB. _FLAG (gt.0= use tabs)         0.000         0.000
lateral thrusts reduction elevatio       0.000         0.000
Downhill reduction factor for effe       0.000         0.000
Downhill reduction factor for pore       0.000         0.000
Uphill reduction factor for effect       0.000         0.000
Uphill reduction factor for pore p       0.000         0.000
SEISMIC HORIZONTAL ACCEL. Kh [g]         0.000         0.000
UPHILL VERTICAL ACCEL.  Kv_uh [g]        0.000         0.000
```

DOWNHILL VERTICAL ACCEL.Kv_dh [g]	0.000	0.000
UPHILL BETA ANGLE (SLOPE) [deg]	0.000	0.000
UPHILL DELTA/PHI RATIO	0.000	0.000
DOWNHILL BETA ANGLE (SLOPE) [deg]	0.000	0.000
DOWNHILL DELTA/PHI RATIO	0.000	0.000
DYN.WATER BEHAVIOUR	0.000	0.000
Excess pore pressure RATIO Ru	0.000	0.000
SEISMIC PRESSURE LOWER VALUE	0.000	0.000
SEISMIC PRESSURE UPPER VALUE	0.000	0.000
SEISMIC PRESSURE LOWER LEVEL	0.000	0.000
SEISMIC PRESSURE UPPER LEVEL	0.000	0.000

==========end of step 2

STEP NO. 3

	LEFT WALL	RIGHT WALL
Y	0.000	-0.9990E+30
Z-PC	0.000	0.000
Z-EXCAVATION	-3.300	0.000
Z-WATER_TABLE	-18.00	-0.9990E+30
Q_AT_THE_FREE_FIELD_LEVEL	0.000	0.000
ZQ	0.000	0.000
DZW_OF_THE_WATER_TABLE	0.000	0.000
QS_ON_THE_EXCAVATION_SIDE	0.000	0.000
ZQS	-0.9990E+30	-0.9990E+30
ZCUT	0.000	0.000
BALANCE LEVEL FOR PORE PRESSURES	-7.500	-7.500
WATER_BEHAVIOUR_FLAG (LINING OPT)	0.000	0.000
PORE_UPDATE_FLAG	0.000	0.000
PORE_TAB. _FLAG (gt.0= use tabs)	0.000	0.000
lateral thrusts reduction elevatio	0.000	0.000
Downhill reduction factor for effe	0.000	0.000
Downhill reduction factor for pore	0.000	0.000
Uphill reduction factor for effect	0.000	0.000
Uphill reduction factor for pore p	0.000	0.000
SEISMIC HORIZONTAL ACCEL. Kh [g]	0.000	0.000
UPHILL VERTICAL ACCEL. Kv_uh [g]	0.000	0.000
DOWNHILL VERTICAL ACCEL.Kv_dh [g]	0.000	0.000
UPHILL BETA ANGLE (SLOPE) [deg]	0.000	0.000
UPHILL DELTA/PHI RATIO	0.000	0.000
DOWNHILL BETA ANGLE (SLOPE) [deg]	0.000	0.000
DOWNHILL DELTA/PHI RATIO	0.000	0.000
DYN.WATER BEHAVIOUR	0.000	0.000
Excess pore pressure RATIO Ru	0.000	0.000
SEISMIC PRESSURE LOWER VALUE	0.000	0.000
SEISMIC PRESSURE UPPER VALUE	0.000	0.000
SEISMIC PRESSURE LOWER LEVEL	0.000	0.000
SEISMIC PRESSURE UPPER LEVEL	0.000	0.000

==========end of step 3

STEP NO. 4

	LEFT WALL	RIGHT WALL
Y	0.000	-0.9990E+30
Z-PC	0.000	0.000
Z-EXCAVATION	-3.300	0.000
Z-WATER_TABLE	-18.00	-0.9990E+30
Q_AT_THE_FREE_FIELD_LEVEL	0.000	0.000
ZQ	0.000	0.000
DZW_OF_THE_WATER_TABLE	0.000	0.000
QS_ON_THE_EXCAVATION_SIDE	0.000	0.000
ZQS	-0.9990E+30	-0.9990E+30
ZCUT	0.000	0.000
BALANCE LEVEL FOR PORE PRESSURES	-7.500	-7.500
WATER_BEHAVIOUR_FLAG (LINING OPT)	0.000	0.000
PORE_UPDATE_FLAG	0.000	0.000
PORE_TAB. _FLAG (gt.0= use tabs)	0.000	0.000
lateral thrusts reduction elevatio	0.000	0.000
Downhill reduction factor for effe	0.000	0.000
Downhill reduction factor for pore	0.000	0.000
Uphill reduction factor for effect	0.000	0.000
Uphill reduction factor for pore p	0.000	0.000

```
SEISMIC HORIZONTAL ACCEL. Kh [g]       0.1800         0.000
UPHILL VERTICAL ACCEL.  Kv_uh [g]      0.9002E-01     0.000
DOWNHILL VERTICAL ACCEL.Kv_dh [g]     -0.9002E-01     0.000
UPHILL BETA ANGLE (SLOPE) [deg]        0.000          0.000
UPHILL DELTA/PHI RATIO                 0.5000         0.000
DOWNHILL BETA ANGLE (SLOPE) [deg]      0.000          0.000
DOWNHILL DELTA/PHI RATIO               0.5000         0.000
DYN.WATER BEHAVIOUR                    0.000          0.000
Excess pore pressure RATIO Ru          0.000          0.000
SEISMIC PRESSURE LOWER VALUE           18.34          0.000
SEISMIC PRESSURE UPPER VALUE           18.34          0.000
SEISMIC PRESSURE LOWER LEVEL          -3.300          0.000
SEISMIC PRESSURE UPPER LEVEL           0.000          0.000

================================================================================================================end of step    4


 LEFT-HAND WALL

 LOWER  LEVEL          -7.50000
 UPPER  LEVEL           0.00000

 RIGHT-HAND WALL

 LOWER  LEVEL          -7.50000
 UPPER  LEVEL           0.00000



 ELEMENT GROUPS BACKUP AREA CAN STAY IN CORE AT
 POSITION        3655

 NO. OF D.P.W  FOR THIS AREA       5585
 MAX NO. OF D.P.W. AVAILABLE      81920
 ** MAX NO OF ITERATIONS SET TO          40

ITER     0 RNORM = 0.000     RMNORM= 0.000
           RINORM= 3509.     RIMNOR= 0.000
           RENORM= 0.000     REMNOR= 0.000     RATIO = 0.000     TOLER =0.1000E-03      CONVERGED !
           RFMAX = 11.68     RMMAX = 0.000
           RTSMAL=0.1000E-03 RMSMAL= 0.000
           RDT   = 3509.     RDR   = 0.000
           RATIOT= 0.000     RATIOR= 0.000
           MAX UN= 0.000     IEQ=   194 NODE     39 DOF   4   X-ROT. S
           MIN UN= 0.000     IEQ=     1 NODE      1 DOF   1  Y-DISPL.F
           NO. OF CONTACT CONSTRAINT VIOLATIONS     0
```

```
+-------------------------------------------------------------------------------------------------------------------------+
|                   PARATIEPLUS(TM)   NLS ENGINE RELEASE  2018.0    FULL VERSION  *Build date:Nov 13, 2017*              |
|                                                                                                                         |
|                                      NewProject.BaseDesignSection_28.Nominal_63                                         |
|                                   Exe Time : 4 September 2018 18:00:39                                                  |
+-------------------------------------------------------------------------------------------------------------------------+
New Project
SOLUTION REACHED USING     0 ITERATIONS ON   40

no equilibrium iterations were performed to
obtain current solution

P R I N T   O U T   F O R   T I M E   S T E P    1     ( AT TIME   1.000     )

PRINT OUT OF ACTIVE COMPONENTS (FIXED NODES ARE NOT PRINTED OUT)
```

	Y-DISPL.F (02)	X-ROT. F (04)	Y-DISPL.S (08)	X-ROT. S (10)	Y-FORCE (14)	GAP	C-FORCE
1	0.000000	0.000000	0.000000	0.000000	0.000000	0.000000	0.000000
2	0.000000	0.000000	0.000000	0.000000	0.000000	0.000000	0.000000
3	0.000000	0.000000	0.000000	0.000000	0.000000	0.000000	0.000000
4	0.000000	0.000000	0.000000	0.000000	0.000000	0.000000	0.000000
5	0.000000	0.000000	0.000000	0.000000	0.000000	0.000000	0.000000
6	0.000000	0.000000	0.000000	0.000000	0.000000	0.000000	0.000000
7	0.000000	0.000000	0.000000	0.000000	0.000000	0.000000	0.000000
8	0.000000	0.000000	0.000000	0.000000	0.000000	0.000000	0.000000
9	0.000000	0.000000	0.000000	0.000000	0.000000	0.000000	0.000000
10	0.000000	0.000000	0.000000	0.000000	0.000000	0.000000	0.000000
11	0.000000	0.000000	0.000000	0.000000	0.000000	0.000000	0.000000
12	0.000000	0.000000	0.000000	0.000000	0.000000	0.000000	0.000000
13	0.000000	0.000000	0.000000	0.000000	0.000000	0.000000	0.000000
14	0.000000	0.000000	0.000000	0.000000	0.000000	0.000000	0.000000
15	0.000000	0.000000	0.000000	0.000000	0.000000	0.000000	0.000000
16	0.000000	0.000000	0.000000	0.000000	0.000000	0.000000	0.000000
17	0.000000	0.000000	0.000000	0.000000	0.000000	0.000000	0.000000
18	0.000000	0.000000	0.000000	0.000000	0.000000	0.000000	0.000000
19	0.000000	0.000000	0.000000	0.000000	0.000000	0.000000	0.000000
20	0.000000	0.000000	0.000000	0.000000	0.000000	0.000000	0.000000
21	0.000000	0.000000	0.000000	0.000000	0.000000	0.000000	0.000000
22	0.000000	0.000000	0.000000	0.000000	0.000000	0.000000	0.000000
23	0.000000	0.000000	0.000000	0.000000	0.000000	0.000000	0.000000
24	0.000000	0.000000	0.000000	0.000000	0.000000	0.000000	0.000000
25	0.000000	0.000000	0.000000	0.000000	0.000000	0.000000	0.000000
26	0.000000	0.000000	0.000000	0.000000	0.000000	0.000000	0.000000
27	0.000000	0.000000	0.000000	0.000000	0.000000	0.000000	0.000000
28	0.000000	0.000000	0.000000	0.000000	0.000000	0.000000	0.000000
29	0.000000	0.000000	0.000000	0.000000	0.000000	0.000000	0.000000
30	0.000000	0.000000	0.000000	0.000000	0.000000	0.000000	0.000000
31	0.000000	0.000000	0.000000	0.000000	0.000000	0.000000	0.000000
32	0.000000	0.000000	0.000000	0.000000	0.000000	0.000000	0.000000
33	0.000000	0.000000	0.000000	0.000000	0.000000	0.000000	0.000000
34	0.000000	0.000000	0.000000	0.000000	0.000000	0.000000	0.000000
35	0.000000	0.000000	0.000000	0.000000	0.000000	0.000000	0.000000
36	0.000000	0.000000	0.000000	0.000000	0.000000	0.000000	0.000000
37	0.000000	0.000000	0.000000	0.000000	0.000000	0.000000	0.000000
38	0.000000	0.000000	0.000000	0.000000	0.000000	0.000000	0.000000
39	0.000000	0.000000	0.000000	0.000000	0.000000	0.000000	0.000000

```
+-------------------------------------------------------------------------------------------------------------------------------+
|                  PARATIEPLUS(TM)   NLS ENGINE RELEASE  2018.0    FULL VERSION  *Build date:Nov 13, 2017*                    |
|                                                                                                                               |
|                                     NewProject.BaseDesignSection_28.Nominal_63                                                |
|                                  Exe Time : 4 September 2018 18:00:39                                                         |
+-------------------------------------------------------------------------------------------------------------------------------+
New Project


S T R E S S   R E S U L T S   F O R   G R O U P   N O.   1

0_L                                                          :
ELEMENT TYPE    5 NO.OF ELEMENTS. IN THIS GROUP   39
C U R R E N T   T I M E   I S      1.0000

 HARDENING 2D SOIL ELEMENT

 ****** TOTAL STRESS FORMULATION *****

  EL *   FORCE     DISPL-Y  VERTICAL-P  HORIZON.-P     MAX-V-P     MAX-H-P           STATE   STIFFNESS Z-LEVEL      PORE
E FACTOR    UFACTOR       Peq           Su_a         Su_p     LAYER
 ------------------------------------------------------------------------------------------------------------------------------
-------------------------------------------------------------------------------------------
   1 D   0.000       0.000       0.000       0.000       0.000       0.000             V-C  5.1962E+04   0.000       0.000
1.000       1.000       0.000       0.000       0.000     DI1_164_167_L_0
   2 D  0.3200       0.000       3.200       1.600       3.200       1.600             V-C  5.1962E+04 -0.2000       0.000
1.000       1.000       1.600       0.000       0.000     DI1_164_167_L_0
   3 D  0.6400       0.000       6.400       3.200       6.400       3.200             V-C  5.1962E+04 -0.4000       0.000
1.000       1.000       3.200       0.000       0.000     DI1_164_167_L_0
   4 D  0.9600       0.000       9.600       4.800       9.600       4.800             V-C  5.1962E+04 -0.6000       0.000
1.000       1.000       4.800       0.000       0.000     DI1_164_167_L_0
   5 D   1.280       0.000       12.80       6.400       12.80       6.400             V-C  5.1962E+04 -0.8000       0.000
1.000       1.000       6.400       0.000       0.000     DI1_164_167_L_0
   6 D   1.600       0.000       16.00       8.000       16.00       8.000             V-C  5.1962E+04  -1.000       0.000
1.000       1.000       8.000       0.000       0.000     DI1_164_167_L_0
   7 D   1.920       0.000       19.20       9.600       19.20       9.600             V-C  5.1962E+04  -1.200       0.000
1.000       1.000       9.600       0.000       0.000     DI1_164_167_L_0
   8 D   2.240       0.000       22.40       11.20       22.40       11.20             V-C  5.1962E+04  -1.400       0.000
1.000       1.000       11.20       0.000       0.000     DI1_164_167_L_0
   9 D   2.560       0.000       25.60       12.80       25.60       12.80             V-C  5.1962E+04  -1.600       0.000
1.000       1.000       12.80       0.000       0.000     DI1_164_167_L_0
  10 D   2.880       0.000       28.80       14.40       28.80       14.40             V-C  5.1962E+04  -1.800       0.000
1.000       1.000       14.40       0.000       0.000     DI1_164_167_L_0
  11 D   3.200       0.000       32.00       16.00       32.00       16.00             V-C  5.1962E+04  -2.000       0.000
1.000       1.000       16.00       0.000       0.000     DI1_164_167_L_0
  12 D   3.520       0.000       35.20       17.60       35.20       17.60             V-C  5.1962E+04  -2.200       0.000
1.000       1.000       17.60       0.000       0.000     DI1_164_167_L_0
  13 D   3.840       0.000       38.40       19.20       38.40       19.20             V-C  5.1962E+04  -2.400       0.000
1.000       1.000       19.20       0.000       0.000     DI1_164_167_L_0
  14 D   4.160       0.000       41.60       20.80       41.60       20.80             V-C  5.1962E+04  -2.600       0.000
1.000       1.000       20.80       0.000       0.000     DI1_164_167_L_0
  15 D   4.480       0.000       44.80       22.40       44.80       22.40             V-C  5.1962E+04  -2.800       0.000
1.000       1.000       22.40       0.000       0.000     DI1_164_167_L_0
  16 D   4.800       0.000       48.00       24.00       48.00       24.00             V-C  5.1962E+04  -3.000       0.000
1.000       1.000       24.00       0.000       0.000     DI1_164_167_L_0
  17 D   3.840       0.000       51.20       25.60       51.20       25.60             V-C  5.1962E+04  -3.200       0.000
1.000       1.000       25.60       0.000       0.000     DI1_164_167_L_0
  18 D   3.960       0.000       52.80       26.40       52.80       26.40             V-C  5.1962E+04  -3.300       0.000
1.000       1.000       26.40       0.000       0.000     DI1_164_167_L_0
  19 D   5.600       0.000       56.00       28.00       56.00       28.00             V-C  5.1962E+04  -3.500       0.000
1.000       1.000       28.00       0.000       0.000     DI1_164_167_L_0
  20 D   5.920       0.000       59.20       29.60       59.20       29.60             V-C  5.1962E+04  -3.700       0.000
1.000       1.000       29.60       0.000       0.000     DI1_164_167_L_0
  21 D   6.240       0.000       62.40       31.20       62.40       31.20             V-C  5.1962E+04  -3.900       0.000
1.000       1.000       31.20       0.000       0.000     DI1_164_167_L_0
  22 D   6.560       0.000       65.60       32.80       65.60       32.80             V-C  5.1962E+04  -4.100       0.000
1.000       1.000       32.80       0.000       0.000     DI1_164_167_L_0
  23 D   6.880       0.000       68.80       34.40       68.80       34.40             V-C  5.1962E+04  -4.300       0.000
1.000       1.000       34.40       0.000       0.000     DI1_164_167_L_0
  24 D   7.200       0.000       72.00       36.00       72.00       36.00             V-C  5.1962E+04  -4.500       0.000
1.000       1.000       36.00       0.000       0.000     DI1_164_167_L_0
```

25 D	7.520	0.000	75.20	37.60	75.20	37.60	V-C	5.1962E+04	-4.700	0.000		
1.000	1.000	37.60	0.000	0.000	DI1_164_167_L_0							
26 D	7.840	0.000	78.40	39.20	78.40	39.20	V-C	5.1962E+04	-4.900	0.000		
1.000	1.000	39.20	0.000	0.000	DI1_164_167_L_0							
27 D	8.160	0.000	81.60	40.80	81.60	40.80	V-C	1.2524E+05	-5.100	0.000		
1.000	1.000	40.80	0.000	0.000	DI2_165_168_L_0							
28 D	8.480	0.000	84.80	42.40	84.80	42.40	V-C	1.2524E+05	-5.300	0.000		
1.000	1.000	42.40	0.000	0.000	DI2_165_168_L_0							
29 D	8.800	0.000	88.00	44.00	88.00	44.00	V-C	1.2524E+05	-5.500	0.000		
1.000	1.000	44.00	0.000	0.000	DI2_165_168_L_0							
30 D	9.120	0.000	91.20	45.60	91.20	45.60	V-C	1.2524E+05	-5.700	0.000		
1.000	1.000	45.60	0.000	0.000	DI2_165_168_L_0							
31 D	9.440	0.000	94.40	47.20	94.40	47.20	V-C	1.2524E+05	-5.900	0.000		
1.000	1.000	47.20	0.000	0.000	DI2_165_168_L_0							
32 D	9.760	0.000	97.60	48.80	97.60	48.80	V-C	1.2524E+05	-6.100	0.000		
1.000	1.000	48.80	0.000	0.000	DI2_165_168_L_0							
33 D	10.08	0.000	100.8	50.40	100.8	50.40	V-C	1.2524E+05	-6.300	0.000		
1.000	1.000	50.40	0.000	0.000	DI2_165_168_L_0							
34 D	10.40	0.000	104.0	52.00	104.0	52.00	V-C	1.2524E+05	-6.500	0.000		
1.000	1.000	52.00	0.000	0.000	DI2_165_168_L_0							
35 D	10.72	0.000	107.2	53.60	107.2	53.60	V-C	1.2524E+05	-6.700	0.000		
1.000	1.000	53.60	0.000	0.000	DI2_165_168_L_0							
36 D	11.04	0.000	110.4	55.20	110.4	55.20	V-C	1.2524E+05	-6.900	0.000		
1.000	1.000	55.20	0.000	0.000	DI2_165_168_L_0							
37 D	11.36	0.000	113.6	56.80	113.6	56.80	V-C	1.2524E+05	-7.100	0.000		
1.000	1.000	56.80	0.000	0.000	DI2_165_168_L_0							
38 D	11.68	0.000	116.8	58.40	116.8	58.40	V-C	1.2524E+05	-7.300	0.000		
1.000	1.000	58.40	0.000	0.000	DI2_165_168_L_0							
39 D	6.000	0.000	120.0	60.00	120.0	60.00	V-C	1.2524E+05	-7.500	0.000		
1.000	1.000	60.00	0.000	0.000	DI2_165_168_L_0							

```
+-------------------------------------------------------------------------------------------------------------------------------+
|                  PARATIEPLUS(TM)   NLS ENGINE RELEASE  2018.0    FULL VERSION  *Build date:Nov 13, 2017*                    |
|                                                                                                                               |
|                                     NewProject.BaseDesignSection_28.Nominal_63                                                |
|                                  Exe Time : 4 September 2018 18:00:39                                                         |
+-------------------------------------------------------------------------------------------------------------------------------+
New Project


S T R E S S   R E S U L T S   F O R   G R O U P   N O.   2

0_R                                                          :
ELEMENT TYPE    5 NO.OF ELEMENTS. IN THIS GROUP   39
C U R R E N T   T I M E   I S      1.0000

 HARDENING 2D SOIL ELEMENT

 ****** TOTAL STRESS FORMULATION *****

  EL *   FORCE     DISPL-Y  VERTICAL-P  HORIZON.-P     MAX-V-P     MAX-H-P           STATE   STIFFNESS Z-LEVEL      PORE
E FACTOR    UFACTOR       Peq           Su_a         Su_p     LAYER
 ------------------------------------------------------------------------------------------------------------------------------
-------------------------------------------------------------------------------------------
   1 D   0.000       0.000       0.000       0.000       0.000       0.000            V-C  3.4641E+04   0.000       0.000
1.000       1.000       0.000       0.000       0.000     DI1_164_167_L_0
   2 D  0.3200       0.000       3.200       1.600       3.200       1.600            V-C  3.4641E+04 -0.2000       0.000
1.000       1.000       1.600       0.000       0.000     DI1_164_167_L_0
   3 D  0.6400       0.000       6.400       3.200       6.400       3.200            V-C  3.4641E+04 -0.4000       0.000
1.000       1.000       3.200       0.000       0.000     DI1_164_167_L_0
   4 D  0.9600       0.000       9.600       4.800       9.600       4.800            V-C  3.4641E+04 -0.6000       0.000
1.000       1.000       4.800       0.000       0.000     DI1_164_167_L_0
   5 D   1.280       0.000       12.80       6.400       12.80       6.400            V-C  3.4641E+04 -0.8000       0.000
1.000       1.000       6.400       0.000       0.000     DI1_164_167_L_0
   6 D   1.600       0.000       16.00       8.000       16.00       8.000            V-C  3.4641E+04  -1.000       0.000
1.000       1.000       8.000       0.000       0.000     DI1_164_167_L_0
   7 D   1.920       0.000       19.20       9.600       19.20       9.600            V-C  3.4641E+04  -1.200       0.000
1.000       1.000       9.600       0.000       0.000     DI1_164_167_L_0
   8 D   2.240       0.000       22.40       11.20       22.40       11.20            V-C  3.4641E+04  -1.400       0.000
1.000       1.000       11.20       0.000       0.000     DI1_164_167_L_0
   9 D   2.560       0.000       25.60       12.80       25.60       12.80            V-C  3.4641E+04  -1.600       0.000
1.000       1.000       12.80       0.000       0.000     DI1_164_167_L_0
  10 D   2.880       0.000       28.80       14.40       28.80       14.40            V-C  3.4641E+04  -1.800       0.000
1.000       1.000       14.40       0.000       0.000     DI1_164_167_L_0
  11 D   3.200       0.000       32.00       16.00       32.00       16.00            V-C  3.4641E+04  -2.000       0.000
1.000       1.000       16.00       0.000       0.000     DI1_164_167_L_0
  12 D   3.520       0.000       35.20       17.60       35.20       17.60            V-C  3.4641E+04  -2.200       0.000
1.000       1.000       17.60       0.000       0.000     DI1_164_167_L_0
  13 D   3.840       0.000       38.40       19.20       38.40       19.20            V-C  3.4641E+04  -2.400       0.000
1.000       1.000       19.20       0.000       0.000     DI1_164_167_L_0
  14 D   4.160       0.000       41.60       20.80       41.60       20.80            V-C  3.4641E+04  -2.600       0.000
1.000       1.000       20.80       0.000       0.000     DI1_164_167_L_0
  15 D   4.480       0.000       44.80       22.40       44.80       22.40            V-C  3.4641E+04  -2.800       0.000
1.000       1.000       22.40       0.000       0.000     DI1_164_167_L_0
  16 D   4.800       0.000       48.00       24.00       48.00       24.00            V-C  3.4641E+04  -3.000       0.000
1.000       1.000       24.00       0.000       0.000     DI1_164_167_L_0
  17 D   3.840       0.000       51.20       25.60       51.20       25.60            V-C  3.4641E+04  -3.200       0.000
1.000       1.000       25.60       0.000       0.000     DI1_164_167_L_0
  18 D   3.960       0.000       52.80       26.40       52.80       26.40            V-C  3.4641E+04  -3.300       0.000
1.000       1.000       26.40       0.000       0.000     DI1_164_167_L_0
  19 D   5.600       0.000       56.00       28.00       56.00       28.00            V-C  3.4641E+04  -3.500       0.000
1.000       1.000       28.00       0.000       0.000     DI1_164_167_L_0
  20 D   5.920       0.000       59.20       29.60       59.20       29.60            V-C  3.4641E+04  -3.700       0.000
1.000       1.000       29.60       0.000       0.000     DI1_164_167_L_0
  21 D   6.240       0.000       62.40       31.20       62.40       31.20            V-C  3.4641E+04  -3.900       0.000
1.000       1.000       31.20       0.000       0.000     DI1_164_167_L_0
  22 D   6.560       0.000       65.60       32.80       65.60       32.80            V-C  3.4641E+04  -4.100       0.000
1.000       1.000       32.80       0.000       0.000     DI1_164_167_L_0
  23 D   6.880       0.000       68.80       34.40       68.80       34.40            V-C  3.4641E+04  -4.300       0.000
1.000       1.000       34.40       0.000       0.000     DI1_164_167_L_0
  24 D   7.200       0.000       72.00       36.00       72.00       36.00            V-C  3.4641E+04  -4.500       0.000
1.000       1.000       36.00       0.000       0.000     DI1_164_167_L_0
```

```
  25 D   7.520       0.000       75.20       37.60       75.20       37.60          V-C  3.4641E+04  -4.700       0.000
1.000       1.000       37.60       0.000       0.000     DI1_164_167_L_0
  26 D   7.840       0.000       78.40       39.20       78.40       39.20          V-C  3.4641E+04  -4.900       0.000
1.000       1.000       39.20       0.000       0.000     DI1_164_167_L_0
  27 D   8.160       0.000       81.60       40.80       81.60       40.80          V-C  7.3842E+04  -5.100       0.000
1.000       1.000       40.80       0.000       0.000     DI2_165_168_L_0
  28 D   8.480       0.000       84.80       42.40       84.80       42.40          V-C  7.3842E+04  -5.300       0.000
1.000       1.000       42.40       0.000       0.000     DI2_165_168_L_0
  29 D   8.800       0.000       88.00       44.00       88.00       44.00          V-C  7.3842E+04  -5.500       0.000
1.000       1.000       44.00       0.000       0.000     DI2_165_168_L_0
  30 D   9.120       0.000       91.20       45.60       91.20       45.60          V-C  7.3842E+04  -5.700       0.000
1.000       1.000       45.60       0.000       0.000     DI2_165_168_L_0
  31 D   9.440       0.000       94.40       47.20       94.40       47.20          V-C  7.3842E+04  -5.900       0.000
1.000       1.000       47.20       0.000       0.000     DI2_165_168_L_0
  32 D   9.760       0.000       97.60       48.80       97.60       48.80          V-C  7.3842E+04  -6.100       0.000
1.000       1.000       48.80       0.000       0.000     DI2_165_168_L_0
  33 D   10.08       0.000       100.8       50.40       100.8       50.40          V-C  7.3842E+04  -6.300       0.000
1.000       1.000       50.40       0.000       0.000     DI2_165_168_L_0
  34 D   10.40       0.000       104.0       52.00       104.0       52.00          V-C  7.3842E+04  -6.500       0.000
1.000       1.000       52.00       0.000       0.000     DI2_165_168_L_0
  35 D   10.72       0.000       107.2       53.60       107.2       53.60          V-C  7.3842E+04  -6.700       0.000
1.000       1.000       53.60       0.000       0.000     DI2_165_168_L_0
  36 D   11.04       0.000       110.4       55.20       110.4       55.20          V-C  7.3842E+04  -6.900       0.000
1.000       1.000       55.20       0.000       0.000     DI2_165_168_L_0
  37 D   11.36       0.000       113.6       56.80       113.6       56.80          V-C  7.3842E+04  -7.100       0.000
1.000       1.000       56.80       0.000       0.000     DI2_165_168_L_0
  38 D   11.68       0.000       116.8       58.40       116.8       58.40          V-C  7.3842E+04  -7.300       0.000
1.000       1.000       58.40       0.000       0.000     DI2_165_168_L_0
  39 D   6.000       0.000       120.0       60.00       120.0       60.00          V-C  7.3842E+04  -7.500       0.000
1.000       1.000       60.00       0.000       0.000     DI2_165_168_L_0
```

```
+-------------------------------------------------------------------------------------------------------------------------+
|                   PARATIEPLUS(TM)   NLS ENGINE RELEASE  2018.0    FULL VERSION  *Build date:Nov 13, 2017*              |
|                                                                                                                         |
|                                      NewProject.BaseDesignSection_28.Nominal_63                                         |
|                                   Exe Time : 4 September 2018 18:00:39                                                  |
+-------------------------------------------------------------------------------------------------------------------------+
New Project


S T R E S S   R E S U L T S   F O R   G R O U P   N O.   3

WallElement_33                                                :
ELEMENT TYPE    2 NO.OF ELEMENTS. IN THIS GROUP   38
C U R R E N T   T I M E   I S     1.0000

 WALL2D ELEMENT

   EL      TA          TB          MA          MB
-------------------------------------------------------
    1  0.0000      0.0000      0.0000      0.0000
    2  0.0000      0.0000      0.0000      0.0000
    3  0.0000      0.0000      0.0000      0.0000
    4  0.0000      0.0000      0.0000      0.0000
    5  0.0000      0.0000      0.0000      0.0000
    6  0.0000      0.0000      0.0000      0.0000
    7  0.0000      0.0000      0.0000      0.0000
    8  0.0000      0.0000      0.0000      0.0000
    9  0.0000      0.0000      0.0000      0.0000
   10  0.0000      0.0000      0.0000      0.0000
   11  0.0000      0.0000      0.0000      0.0000
   12  0.0000      0.0000      0.0000      0.0000
   13  0.0000      0.0000      0.0000      0.0000
   14  0.0000      0.0000      0.0000      0.0000
   15  0.0000      0.0000      0.0000      0.0000
   16  0.0000      0.0000      0.0000      0.0000
   17  0.0000      0.0000      0.0000      0.0000
   18  0.0000      0.0000      0.0000      0.0000
   19  0.0000      0.0000      0.0000      0.0000
   20  0.0000      0.0000      0.0000      0.0000
   21  0.0000      0.0000      0.0000      0.0000
   22  0.0000      0.0000      0.0000      0.0000
   23  0.0000      0.0000      0.0000      0.0000
   24  0.0000      0.0000      0.0000      0.0000
   25  0.0000      0.0000      0.0000      0.0000
   26  0.0000      0.0000      0.0000      0.0000
   27  0.0000      0.0000      0.0000      0.0000
   28  0.0000      0.0000      0.0000      0.0000
   29  0.0000      0.0000      0.0000      0.0000
   30  0.0000      0.0000      0.0000      0.0000
   31  0.0000      0.0000      0.0000      0.0000
   32  0.0000      0.0000      0.0000      0.0000
   33  0.0000      0.0000      0.0000      0.0000
   34  0.0000      0.0000      0.0000      0.0000
   35  0.0000      0.0000      0.0000      0.0000
   36  0.0000      0.0000      0.0000      0.0000
   37  0.0000      0.0000      0.0000      0.0000
   38  0.0000      0.0000      0.0000      0.0000
```

```
+-------------------------------------------------------------------------------------------------------------------------+
|                   PARATIEPLUS(TM)   NLS ENGINE RELEASE  2018.0    FULL VERSION  *Build date:Nov 13, 2017*               |
|                                                                                                                         |
|                                      NewProject.BaseDesignSection_28.Nominal_63                                         |
|                                   Exe Time : 4 September 2018 18:00:39                                                  |
+-------------------------------------------------------------------------------------------------------------------------+
New Project


S T R E S S   R E S U L T S   F O R   G R O U P   N O.   4

WallElement_New_20092                                          :
ELEMENT TYPE    2 NO.OF ELEMENTS. IN THIS GROUP   17
C U R R E N T   T I M E   I S      1.0000

 WALL2D ELEMENT

   EL      TA          TB          MA          MB
-----------------------------------------------------

***** NO ONE ELEMENT ACTIVE AT CURRENT STEP *****

ITER     0 RNORM = 0.000     RMNORM= 0.000
           RINORM= 2367.     RIMNOR= 0.000
           RENORM= 441.6     REMNOR= 0.000     RATIO =0.4319     TOLER =0.1000E-03  NOT CONVERGED
           RFMAX = 11.68     RMMAX = 0.000
           RTSMAL=0.1000E-03 RMSMAL= 0.000
           RDT   = 2367.     RDR   = 0.000
           RATIOT=0.4319     RATIOR= 0.000
           MAX UN= 5.600     IEQ=    91 NODE     19 DOF   1  Y-DISPL.F
           MIN UN= 0.000     IEQ=     1 NODE      1 DOF   1  Y-DISPL.F
           NO. OF CONTACT CONSTRAINT VIOLATIONS     0


ITER     2 RNORM = 0.000     RMNORM= 0.000
           RINORM= 2367.     RIMNOR= 0.000
           RENORM= 56.27     REMNOR=0.9909E-19 RATIO =0.1542     TOLER =0.1000E-03  NOT CONVERGED
           RFMAX = 11.68     RMMAX = 0.000
           RTSMAL=0.1000E-03 RMSMAL= 0.000
           RDT   = 2367.     RDR   = 0.000
           RATIOT=0.1542     RATIOR= 0.000
           MAX UN= 2.920     IEQ=     6 NODE      2 DOF   1  Y-DISPL.F
           MIN UN=-.2885E-09 IEQ=   176 NODE     36 DOF   1  Y-DISPL.F
           NO. OF CONTACT CONSTRAINT VIOLATIONS     0


ITER     3 RNORM = 0.000     RMNORM= 0.000
           RINORM= 2367.     RIMNOR= 0.000
           RENORM= 161.2     REMNOR=0.2035E-17 RATIO =0.2610     TOLER =0.1000E-03  NOT CONVERGED
           RFMAX = 11.68     RMMAX = 0.000
           RTSMAL=0.1000E-03 RMSMAL= 0.000
           RDT   = 2367.     RDR   = 0.000
           RATIOT=0.2610     RATIOR= 0.000
           MAX UN= 6.520     IEQ=   101 NODE     21 DOF   1  Y-DISPL.F
           MIN UN=-1.621     IEQ=   186 NODE     38 DOF   1  Y-DISPL.F
           NO. OF CONTACT CONSTRAINT VIOLATIONS     0


ITER     4 RNORM = 0.000     RMNORM= 0.000
           RINORM= 2367.     RIMNOR= 0.000
           RENORM= 29.93     REMNOR=0.7264E-17 RATIO =0.1124     TOLER =0.1000E-03  NOT CONVERGED
           RFMAX = 11.68     RMMAX = 0.000
           RTSMAL=0.1000E-03 RMSMAL= 0.000
           RDT   = 2367.     RDR   = 0.000
           RATIOT=0.1124     RATIOR= 0.000
           MAX UN= 3.594     IEQ=   156 NODE     32 DOF   1  Y-DISPL.F
           MIN UN=-1.134     IEQ=   191 NODE     39 DOF   1  Y-DISPL.F
           NO. OF CONTACT CONSTRAINT VIOLATIONS     0


ITER     5 RNORM = 0.000     RMNORM= 0.000
```

```
              RINORM= 2367.     RIMNOR= 0.000
              RENORM=0.3376     REMNOR=0.3951E-17 RATIO =0.1194E-01 TOLER =0.1000E-03  NOT CONVERGED
              RFMAX = 11.68     RMMAX = 0.000
              RTSMAL=0.1000E-03 RMSMAL= 0.000
              RDT   = 2367.     RDR   = 0.000
              RATIOT=0.1194E-01 RATIOR= 0.000
              MAX UN=0.5723     IEQ=   111 NODE     23 DOF   1  Y-DISPL.F
              MIN UN=-.8200E-01 IEQ=   171 NODE     35 DOF   1  Y-DISPL.F
              NO. OF CONTACT CONSTRAINT VIOLATIONS     0


ITER      6 RNORM = 0.000     RMNORM= 0.000
              RINORM= 2367.     RIMNOR= 0.000
              RENORM=0.5410E-06 REMNOR=0.1513E-17 RATIO =0.1512E-04 TOLER =0.1000E-03      CONVERGED !
              RFMAX = 11.68     RMMAX = 0.000
              RTSMAL=0.1000E-03 RMSMAL= 0.000
              RDT   = 2367.     RDR   = 0.000
              RATIOT=0.1512E-04 RATIOR= 0.000
              MAX UN=0.2148E-03 IEQ=     3 NODE      1 DOF   3  Y-DISPL.S
              MIN UN=-.2708E-04 IEQ=   193 NODE     39 DOF   3  Y-DISPL.S
              NO. OF CONTACT CONSTRAINT VIOLATIONS     0
```

```
+-------------------------------------------------------------------------------------------------------------------------+
|                  PARATIEPLUS(TM)   NLS ENGINE RELEASE  2018.0    FULL VERSION  *Build date:Nov 13, 2017*              |
|                                                                                                                         |
|                                     NewProject.BaseDesignSection_28.Nominal_63                                          |
|                                  Exe Time : 4 September 2018 18:00:39                                                   |
+-------------------------------------------------------------------------------------------------------------------------+
New Project
SOLUTION REACHED USING     6 ITERATIONS ON   40

P R I N T   O U T   F O R   T I M E   S T E P    2     ( AT TIME   2.000     )

PRINT OUT OF ACTIVE COMPONENTS (FIXED NODES ARE NOT PRINTED OUT)
```

	Y-DISPL.F (02)	X-ROT. F (04)	Y-DISPL.S (08)	X-ROT. S (10)	Y-FORCE (14)	GAP	C-FORCE
1	1.4046113E-02	-2.1405632E-03	1.4046113E-02	0.000000	-5.8097672E-14	0.000000	-2.1477552E-04
2	1.3618000E-02	-2.1405632E-03	1.3618000E-02	0.000000	-2.8173125E-14	-3.4694470E-18	-2.0830086E-04
3	1.3189888E-02	-2.1405614E-03	1.3189888E-02	0.000000	-2.7297415E-14	1.7347235E-18	-2.0182621E-04
4	1.2761776E-02	-2.1405528E-03	1.2761776E-02	0.000000	-2.6421708E-14	0.000000	-1.9535158E-04
5	1.2333668E-02	-2.1405286E-03	1.2333668E-02	0.000000	-2.5546006E-14	-1.7347235E-18	-1.8887699E-04
6	1.1905566E-02	-2.1404768E-03	1.1905566E-02	0.000000	-2.4670314E-14	-3.4694470E-18	-1.8240247E-04
7	1.1477480E-02	-2.1403817E-03	1.1477480E-02	0.000000	-2.3794635E-14	0.000000	-1.7592806E-04
8	1.1049418E-02	-2.1402244E-03	1.1049418E-02	0.000000	-2.2918976E-14	1.7347235E-18	-1.6945378E-04
9	1.0621396E-02	-2.1399824E-03	1.0621396E-02	0.000000	-2.2043341E-14	3.4694470E-18	-1.6297968E-04
10	1.0193432E-02	-2.1396297E-03	1.0193432E-02	0.000000	-2.1167737E-14	3.4694470E-18	-1.5650582E-04
11	9.7655530E-03	-2.1391370E-03	9.7655530E-03	0.000000	-2.0292173E-14	0.000000	-1.5003224E-04
12	9.3377890E-03	-2.1384713E-03	9.3377890E-03	0.000000	-1.9416655E-14	-3.4694470E-18	-1.4355901E-04
13	8.9101785E-03	-2.1375964E-03	8.9101785E-03	0.000000	-1.8541194E-14	3.4694470E-18	-1.3708620E-04
14	8.4827671E-03	-2.1364725E-03	8.4827671E-03	0.000000	-1.7665797E-14	0.000000	-1.3061387E-04
15	8.0556089E-03	-2.1350563E-03	8.0556089E-03	0.000000	-1.6790476E-14	-3.4694470E-18	-1.2414209E-04
16	7.6287671E-03	-2.1333012E-03	7.6287671E-03	0.000000	-1.5915360E-14	-2.6020852E-18	-1.1767095E-04
17	7.2023123E-03	-2.1311570E-03	7.2023123E-03	0.000000	-3.3421670E-15	0.000000	-1.1120049E-04
18	6.9892594E-03	-2.1299241E-03	6.9892594E-03	0.000000	-3.2449361E-15	8.6736174E-19	-1.0796561E-04
19	6.5635492E-03	-2.1270944E-03	6.5635492E-03	0.000000	-1.3727602E-14	0.000000	-1.0149642E-04
20	6.1384569E-03	-2.1237352E-03	6.1384569E-03	0.000000	-1.2852759E-14	0.000000	-9.5028181E-05
21	5.7140931E-03	-2.1198063E-03	5.7140931E-03	0.000000	-1.1978056E-14	-8.6736174E-19	-8.8560976E-05
22	5.2905723E-03	-2.1153089E-03	5.2905723E-03	0.000000	-1.1103507E-14	-8.6736174E-19	-8.2094909E-05
23	4.8680047E-03	-2.1102852E-03	4.8680047E-03	0.000000	-1.0229126E-14	8.6736174E-19	-7.5630083E-05
24	4.4464878E-03	-2.1048184E-03	4.4464878E-03	0.000000	-9.3548988E-15	1.7347235E-18	-6.9166914E-05
25	4.0261019E-03	-2.0990142E-03	4.0261019E-03	0.000000	-8.4811932E-15	0.000000	-6.2707034E-05
26	3.6068998E-03	-2.0929764E-03	3.6068998E-03	0.000000	-7.6082026E-15	4.3368087E-19	-5.6252019E-05
27	3.1889205E-03	-2.0868013E-03	3.1889205E-03	0.000000	-6.7359715E-15	4.3368087E-19	-4.9803241E-05
28	2.7721792E-03	-2.0806275E-03	2.7721792E-03	0.000000	-5.8647457E-15	-8.6736174E-19	-4.3361726E-05
29	2.3566577E-03	-2.0746310E-03	2.3566577E-03	0.000000	-4.9945415E-15	0.000000	-3.6928039E-05
30	1.9423065E-03	-2.0689689E-03	1.9423065E-03	0.000000	-4.1254610E-15	2.1684043E-19	-3.0502337E-05
31	1.5290407E-03	-2.0637794E-03	1.5290407E-03	0.000000	-3.2574416E-15	0.000000	-2.4084299E-05
32	1.1167553E-03	-2.0591821E-03	1.1167553E-03	0.000000	-2.3903555E-15	-2.1684043E-19	-1.7673390E-05
33	7.0532162E-04	-2.0552779E-03	7.0532162E-04	0.000000	-1.5241235E-15	0.000000	-1.1268796E-05
34	2.9459248E-04	-2.0521488E-03	2.9459248E-04	0.000000	-6.5861029E-16	0.000000	-4.8695535E-06
35	-1.1559031E-04	-2.0498368E-03	-1.1559031E-04	0.000000	2.0629608E-16	-5.4210109E-20	1.5252871E-06
36	-5.2539262E-04	-2.0483114E-03	-5.2539262E-04	0.000000	1.0707787E-15	1.0842022E-19	7.9169356E-06
37	-9.3496018E-04	-2.0474655E-03	-9.3496018E-04	0.000000	1.9349955E-15	0.000000	1.4306630E-05
38	-1.3444123E-03	-2.0471222E-03	-1.3444123E-03	0.000000	2.7991520E-15	0.000000	2.0695412E-05
39	-1.7538332E-03	-2.0470497E-03	-1.7538332E-03	0.000000	7.3266409E-15	2.1684043E-19	2.7083996E-05

```
+-------------------------------------------------------------------------------------------------------------------------------+
|                   PARATIEPLUS(TM)   NLS ENGINE RELEASE  2018.0    FULL VERSION  *Build date:Nov 13, 2017*                    |
|                                                                                                                               |
|                                      NewProject.BaseDesignSection_28.Nominal_63                                               |
|                                   Exe Time : 4 September 2018 18:00:39                                                        |
+-------------------------------------------------------------------------------------------------------------------------------+
New Project


S T R E S S   R E S U L T S   F O R   G R O U P   N O.   1

0_L                                                          :
ELEMENT TYPE    5 NO.OF ELEMENTS. IN THIS GROUP   39
C U R R E N T   T I M E   I S      2.0000

 HARDENING 2D SOIL ELEMENT

 ****** TOTAL STRESS FORMULATION *****

  EL *   FORCE     DISPL-Y  VERTICAL-P  HORIZON.-P     MAX-V-P     MAX-H-P           STATE   STIFFNESS Z-LEVEL      PORE
E FACTOR    UFACTOR       Peq           Su_a         Su_p     LAYER
 ------------------------------------------------------------------------------------------------------------------------------
-------------------------------------------------------------------------------------------
   1 D   0.000     -1.4046E-02   0.000       0.000       0.000       0.000          ACTIVE   0.000       0.000       0.000
1.000       1.000       0.000       0.000       0.000     DI1_164_167_L_0
   2 D  0.2131     -1.3618E-02   3.200       1.066       3.200       1.600          ACTIVE   0.000     -0.2000       0.000
1.000       1.000       1.066       0.000       0.000     DI1_164_167_L_0
   3 D  0.4262     -1.3190E-02   6.400       2.131       6.400       3.200          ACTIVE   0.000     -0.4000       0.000
1.000       1.000       2.131       0.000       0.000     DI1_164_167_L_0
   4 D  0.6394     -1.2762E-02   9.600       3.197       9.600       4.800          ACTIVE   0.000     -0.6000       0.000
1.000       1.000       3.197       0.000       0.000     DI1_164_167_L_0
   5 D  0.8525     -1.2334E-02   12.80       4.262       12.80       6.400          ACTIVE   0.000     -0.8000       0.000
1.000       1.000       4.262       0.000       0.000     DI1_164_167_L_0
   6 D   1.066     -1.1906E-02   16.00       5.328       16.00       8.000          ACTIVE   0.000      -1.000       0.000
1.000       1.000       5.328       0.000       0.000     DI1_164_167_L_0
   7 D   1.279     -1.1477E-02   19.20       6.394       19.20       9.600          ACTIVE   0.000      -1.200       0.000
1.000       1.000       6.394       0.000       0.000     DI1_164_167_L_0
   8 D   1.492     -1.1049E-02   22.40       7.459       22.40       11.20          ACTIVE   0.000      -1.400       0.000
1.000       1.000       7.459       0.000       0.000     DI1_164_167_L_0
   9 D   1.705     -1.0621E-02   25.60       8.525       25.60       12.80          ACTIVE   0.000      -1.600       0.000
1.000       1.000       8.525       0.000       0.000     DI1_164_167_L_0
  10 D   1.918     -1.0193E-02   28.80       9.590       28.80       14.40          ACTIVE   0.000      -1.800       0.000
1.000       1.000       9.590       0.000       0.000     DI1_164_167_L_0
  11 D   2.131     -9.7656E-03   32.00       10.66       32.00       16.00          ACTIVE   0.000      -2.000       0.000
1.000       1.000       10.66       0.000       0.000     DI1_164_167_L_0
  12 D   2.344     -9.3378E-03   35.20       11.72       35.20       17.60          ACTIVE   0.000      -2.200       0.000
1.000       1.000       11.72       0.000       0.000     DI1_164_167_L_0
  13 D   2.557     -8.9102E-03   38.40       12.79       38.40       19.20          ACTIVE   0.000      -2.400       0.000
1.000       1.000       12.79       0.000       0.000     DI1_164_167_L_0
  14 D   2.771     -8.4828E-03   41.60       13.85       41.60       20.80          ACTIVE   0.000      -2.600       0.000
1.000       1.000       13.85       0.000       0.000     DI1_164_167_L_0
  15 D   2.984     -8.0556E-03   44.80       14.92       44.80       22.40          ACTIVE   0.000      -2.800       0.000
1.000       1.000       14.92       0.000       0.000     DI1_164_167_L_0
  16 D   3.197     -7.6288E-03   48.00       15.98       48.00       24.00          ACTIVE   0.000      -3.000       0.000
1.000       1.000       15.98       0.000       0.000     DI1_164_167_L_0
  17 D   2.557     -7.2023E-03   51.20       17.05       51.20       25.60          ACTIVE   0.000      -3.200       0.000
1.000       1.000       17.05       0.000       0.000     DI1_164_167_L_0
  18 D   2.637     -6.9893E-03   52.80       17.58       52.80       26.40          ACTIVE   0.000      -3.300       0.000
1.000       1.000       17.58       0.000       0.000     DI1_164_167_L_0
  19 D   3.730     -6.5635E-03   56.00       18.65       56.00       28.00          ACTIVE   0.000      -3.500       0.000
1.000       1.000       18.65       0.000       0.000     DI1_164_167_L_0
  20 D   3.943     -6.1385E-03   59.20       19.71       59.20       29.60          ACTIVE   0.000      -3.700       0.000
1.000       1.000       19.71       0.000       0.000     DI1_164_167_L_0
  21 D   4.156     -5.7141E-03   62.40       20.78       62.40       31.20          ACTIVE   0.000      -3.900       0.000
1.000       1.000       20.78       0.000       0.000     DI1_164_167_L_0
  22 D   4.369     -5.2906E-03   65.60       21.84       65.60       32.80          ACTIVE   0.000      -4.100       0.000
1.000       1.000       21.84       0.000       0.000     DI1_164_167_L_0
  23 D   4.582     -4.8680E-03   68.80       22.91       68.80       34.40          ACTIVE   0.000      -4.300       0.000
1.000       1.000       22.91       0.000       0.000     DI1_164_167_L_0
  24 D   4.795     -4.4465E-03   72.00       23.98       72.00       36.00          ACTIVE   0.000      -4.500       0.000
1.000       1.000       23.98       0.000       0.000     DI1_164_167_L_0
```

```
  25 D   5.008     -4.0261E-03   75.20       25.04       75.20       37.60          ACTIVE   0.000      -4.700       0.000
1.000       1.000       25.04       0.000       0.000     DI1_164_167_L_0
  26 D   5.221     -3.6069E-03   78.40       26.11       78.40       39.20          ACTIVE   0.000      -4.900       0.000
1.000       1.000       26.11       0.000       0.000     DI1_164_167_L_0
  27 D   4.597     -3.1889E-03   81.60       22.99       81.60       40.80          ACTIVE   0.000      -5.100       0.000
1.000       1.000       22.99       0.000       0.000     DI2_165_168_L_0
  28 D   4.786     -2.7722E-03   84.80       23.93       84.80       42.40          ACTIVE   0.000      -5.300       0.000
1.000       1.000       23.93       0.000       0.000     DI2_165_168_L_0
  29 D   4.975     -2.3567E-03   88.00       24.87       88.00       44.00          ACTIVE   0.000      -5.500       0.000
1.000       1.000       24.87       0.000       0.000     DI2_165_168_L_0
  30 D   5.164     -1.9423E-03   91.20       25.82       91.20       45.60          ACTIVE   0.000      -5.700       0.000
1.000       1.000       25.82       0.000       0.000     DI2_165_168_L_0
  31 D   5.352     -1.5290E-03   94.40       26.76       94.40       47.20          ACTIVE   0.000      -5.900       0.000
1.000       1.000       26.76       0.000       0.000     DI2_165_168_L_0
  32 D   5.541     -1.1168E-03   97.60       27.71       97.60       48.80          ACTIVE   0.000      -6.100       0.000
1.000       1.000       27.71       0.000       0.000     DI2_165_168_L_0
  33 D   5.730     -7.0532E-04   100.8       28.65       100.8       50.40          ACTIVE   0.000      -6.300       0.000
1.000       1.000       28.65       0.000       0.000     DI2_165_168_L_0
  34 D   7.870     -2.9459E-04   104.0       39.35       104.0       52.00           UL-RL   4.2940E+04 -6.500       0.000
1.000       1.000       39.35       0.000       0.000     DI2_165_168_L_0
  35 D   11.26      1.1559E-04   107.2       56.32       107.2       57.34           UL-RL   4.2940E+04 -6.700       0.000
1.000       1.000       56.32       0.000       0.000     DI2_165_168_L_0
  36 D   13.86      5.2539E-04   110.4       69.30       110.4       69.30             V-C   2.6837E+04 -6.900       0.000
1.000       1.000       69.30       0.000       0.000     DI2_165_168_L_0
  37 D   16.38      9.3496E-04   113.6       81.89       113.6       81.89             V-C   2.6837E+04 -7.100       0.000
1.000       1.000       81.89       0.000       0.000     DI2_165_168_L_0
  38 D   18.90      1.3444E-03   116.8       94.48       116.8       94.48             V-C   2.6837E+04 -7.300       0.000
1.000       1.000       94.48       0.000       0.000     DI2_165_168_L_0
  39 D   10.71      1.7538E-03   120.0       107.1       120.0       107.1             V-C   2.6837E+04 -7.500       0.000
1.000       1.000       107.1       0.000       0.000     DI2_165_168_L_0
```

```
+-------------------------------------------------------------------------------------------------------------------------------+
|                  PARATIEPLUS(TM)   NLS ENGINE RELEASE  2018.0    FULL VERSION  *Build date:Nov 13, 2017*                    |
|                                                                                                                               |
|                                    NewProject.BaseDesignSection_28.Nominal_63                                                 |
|                                 Exe Time : 4 September 2018 18:00:39                                                          |
+-------------------------------------------------------------------------------------------------------------------------------+
New Project


S T R E S S   R E S U L T S   F O R   G R O U P   N O.   2

0_R                                                          :
ELEMENT TYPE    5 NO.OF ELEMENTS. IN THIS GROUP   39
C U R R E N T   T I M E   I S     2.0000

 HARDENING 2D SOIL ELEMENT

 ****** TOTAL STRESS FORMULATION *****

  EL *   FORCE     DISPL-Y  VERTICAL-P  HORIZON.-P     MAX-V-P     MAX-H-P           STATE   STIFFNESS Z-LEVEL      PORE
E FACTOR    UFACTOR       Peq           Su_a         Su_p     LAYER
 ------------------------------------------------------------------------------------------------------------------------------
-------------------------------------------------------------------------------------------
   1     0.000         --          --          --          --          --          REMOVED     --        0.000       0.000
1.000       1.000       0.000       0.000       0.000     not available
   2     0.000         --          --          --          --          --          REMOVED     --      -0.2000       0.000
1.000       1.000       0.000       0.000       0.000     not available
   3     0.000         --          --          --          --          --          REMOVED     --      -0.4000       0.000
1.000       1.000       0.000       0.000       0.000     not available
   4     0.000         --          --          --          --          --          REMOVED     --      -0.6000       0.000
1.000       1.000       0.000       0.000       0.000     not available
   5     0.000         --          --          --          --          --          REMOVED     --      -0.8000       0.000
1.000       1.000       0.000       0.000       0.000     not available
   6     0.000         --          --          --          --          --          REMOVED     --       -1.000       0.000
1.000       1.000       0.000       0.000       0.000     not available
   7     0.000         --          --          --          --          --          REMOVED     --       -1.200       0.000
1.000       1.000       0.000       0.000       0.000     not available
   8     0.000         --          --          --          --          --          REMOVED     --       -1.400       0.000
1.000       1.000       0.000       0.000       0.000     not available
   9     0.000         --          --          --          --          --          REMOVED     --       -1.600       0.000
1.000       1.000       0.000       0.000       0.000     not available
  10     0.000         --          --          --          --          --          REMOVED     --       -1.800       0.000
1.000       1.000       0.000       0.000       0.000     not available
  11     0.000         --          --          --          --          --          REMOVED     --       -2.000       0.000
1.000       1.000       0.000       0.000       0.000     not available
  12     0.000         --          --          --          --          --          REMOVED     --       -2.200       0.000
1.000       1.000       0.000       0.000       0.000     not available
  13     0.000         --          --          --          --          --          REMOVED     --       -2.400       0.000
1.000       1.000       0.000       0.000       0.000     not available
  14     0.000         --          --          --          --          --          REMOVED     --       -2.600       0.000
1.000       1.000       0.000       0.000       0.000     not available
  15     0.000         --          --          --          --          --          REMOVED     --       -2.800       0.000
1.000       1.000       0.000       0.000       0.000     not available
  16     0.000         --          --          --          --          --          REMOVED     --       -3.000       0.000
1.000       1.000       0.000       0.000       0.000     not available
  17     0.000         --          --          --          --          --          REMOVED     --       -3.200       0.000
1.000       1.000       0.000       0.000       0.000     not available
  18     0.000         --          --          --          --          --          REMOVED     --       -3.300       0.000
1.000       1.000       0.000       0.000       0.000     not available
  19 D   0.000       6.5635E-03    0.000       0.000       56.00       28.00       PASSIVE   0.000      -3.500       0.000
1.000       1.000       0.000       0.000       0.000     DI1_164_167_L_0
  20 D   2.744       6.1385E-03    3.200       13.72       59.20       29.60       PASSIVE   0.000      -3.700       0.000
1.000       1.000       13.72       0.000       0.000     DI1_164_167_L_0
  21 D   5.489       5.7141E-03    6.400       27.44       62.40       31.20       PASSIVE   0.000      -3.900       0.000
1.000       1.000       27.44       0.000       0.000     DI1_164_167_L_0
  22 D   8.233       5.2906E-03    9.600       41.16       65.60       41.16       PASSIVE   0.000      -4.100       0.000
1.000       1.000       41.16       0.000       0.000     DI1_164_167_L_0
  23 D   10.98       4.8680E-03    12.80       54.89       68.80       54.89       PASSIVE   0.000      -4.300       0.000
1.000       1.000       54.89       0.000       0.000     DI1_164_167_L_0
  24 D   11.42       4.4465E-03    16.00       57.11       72.00       57.11           V-C   7423.      -4.500       0.000
1.000       1.000       57.11       0.000       0.000     DI1_164_167_L_0
```

```
  25 D   11.17      4.0261E-03   19.20       55.86       75.20       55.86          V-C   7423.      -4.700       0.000
1.000       1.000       55.86       0.000       0.000     DI1_164_167_L_0
  26 D   10.91      3.6069E-03   22.40       54.57       78.40       54.57          V-C   7423.      -4.900       0.000
1.000       1.000       54.57       0.000       0.000     DI1_164_167_L_0
  27 D   16.01      3.1889E-03   25.60       80.04       81.60       80.04          V-C   1.5823E+04 -5.100       0.000
1.000       1.000       80.04       0.000       0.000     DI2_165_168_L_0
  28 D   15.04      2.7722E-03   28.80       75.21       84.80       75.21          V-C   1.5823E+04 -5.300       0.000
1.000       1.000       75.21       0.000       0.000     DI2_165_168_L_0
  29 D   14.07      2.3567E-03   32.00       70.37       88.00       70.37          V-C   1.5823E+04 -5.500       0.000
1.000       1.000       70.37       0.000       0.000     DI2_165_168_L_0
  30 D   13.11      1.9423E-03   35.20       65.54       91.20       65.54          V-C   1.5823E+04 -5.700       0.000
1.000       1.000       65.54       0.000       0.000     DI2_165_168_L_0
  31 D   12.14      1.5290E-03   38.40       60.71       94.40       60.71          V-C   1.5823E+04 -5.900       0.000
1.000       1.000       60.71       0.000       0.000     DI2_165_168_L_0
  32 D   11.18      1.1168E-03   41.60       55.88       97.60       55.88          V-C   1.5823E+04 -6.100       0.000
1.000       1.000       55.88       0.000       0.000     DI2_165_168_L_0
  33 D   10.21      7.0532E-04   44.80       51.06       100.8       51.06          V-C   1.5823E+04 -6.300       0.000
1.000       1.000       51.06       0.000       0.000     DI2_165_168_L_0
  34 D   8.557      2.9459E-04   48.00       42.79       104.0       52.00         UL-RL  2.5317E+04 -6.500       0.000
1.000       1.000       42.79       0.000       0.000     DI2_165_168_L_0
  35 D   6.823     -1.1559E-04   51.20       34.12       107.2       53.60         UL-RL  2.5317E+04 -6.700       0.000
1.000       1.000       34.12       0.000       0.000     DI2_165_168_L_0
  36 D   5.089     -5.2539E-04   54.40       25.45       110.4       55.20         UL-RL  2.5317E+04 -6.900       0.000
1.000       1.000       25.45       0.000       0.000     DI2_165_168_L_0
  37 D   3.355     -9.3496E-04   57.60       16.77       113.6       56.80         UL-RL  2.5317E+04 -7.100       0.000
1.000       1.000       16.77       0.000       0.000     DI2_165_168_L_0
  38 D   3.370     -1.3444E-03   60.80       16.85       116.8       58.40         ACTIVE   0.000      -7.300       0.000
1.000       1.000       16.85       0.000       0.000     DI2_165_168_L_0
  39 D   1.779     -1.7538E-03   64.00       17.79       120.0       60.00         ACTIVE   0.000      -7.500       0.000
1.000       1.000       17.79       0.000       0.000     DI2_165_168_L_0
```

```
+-------------------------------------------------------------------------------------------------------------------------+
|                   PARATIEPLUS(TM)   NLS ENGINE RELEASE  2018.0    FULL VERSION  *Build date:Nov 13, 2017*              |
|                                                                                                                         |
|                                      NewProject.BaseDesignSection_28.Nominal_63                                         |
|                                   Exe Time : 4 September 2018 18:00:39                                                  |
+-------------------------------------------------------------------------------------------------------------------------+
New Project


S T R E S S   R E S U L T S   F O R   G R O U P   N O.   3

WallElement_33                                                  :
ELEMENT TYPE    2 NO.OF ELEMENTS. IN THIS GROUP   38
C U R R E N T   T I M E   I S     2.0000

 WALL2D ELEMENT

   EL      TA          TB          MA          MB
-----------------------------------------------------
    1-2.14772E-04 2.14772E-04 3.18096E-10-4.29537E-05
    2 0.21270    -0.21270     4.29537E-05 4.24964E-02
    3 0.63874    -0.63874    -4.24964E-02 0.17024
    4  1.2779     -1.2779     -0.17024     0.42582
    5  2.1302     -2.1302     -0.42582     0.85186
    6  3.1956     -3.1956     -0.85186      1.4910
    7  4.4742     -4.4742      -1.4910      2.3858
    8  5.9658     -5.9658      -2.3858      3.5790
    9  7.6706     -7.6706      -3.5790      5.1131
   10  9.5885     -9.5885      -5.1131      7.0308
   11  11.720     -11.720      -7.0308      9.3747
   12  14.064     -14.064      -9.3747      12.187
   13  16.621     -16.621      -12.187      15.512
   14  19.392     -19.392      -15.512      19.390
   15  22.375     -22.375      -19.390      23.865
   16  25.572     -25.572      -23.865      28.979
   17  28.129     -28.129      -28.979      31.792
   18  30.766     -30.766      -31.792      37.946
   19  34.496     -34.496      -37.946      44.845
   20  35.694     -35.694      -44.845      51.984
   21  34.361     -34.361      -51.984      58.856
   22  30.497     -30.497      -58.856      64.955
   23  24.102     -24.102      -64.955      69.776
   24  17.474     -17.474      -69.776      73.270
   25  11.311     -11.311      -73.270      75.533
   26  5.6179     -5.6179      -75.533      76.656
   27 -5.7934      5.7934      -76.656      75.497
   28 -16.049      16.049      -75.497      72.288
   29 -25.149      25.149      -72.288      67.258
   30 -33.094      33.094      -67.258      60.639
   31 -39.883      39.883      -60.639      52.662
   32 -45.519      45.519      -52.662      43.559
   33 -50.001      50.001      -43.559      33.559
   34 -50.688      50.688      -33.559      23.421
   35 -46.248      46.248      -23.421      14.172
   36 -37.477      37.477      -14.172      6.6762
   37 -24.454      24.454      -6.6762      1.7855
   38 -8.9275      8.9275      -1.7855     3.18323E-12
```

```
+-------------------------------------------------------------------------------------------------------------------------------+
|                   PARATIEPLUS(TM)   NLS ENGINE RELEASE  2018.0    FULL VERSION  *Build date:Nov 13, 2017*                    |
|                                                                                                                               |
|                                      NewProject.BaseDesignSection_28.Nominal_63                                               |
|                                   Exe Time : 4 September 2018 18:00:39                                                        |
+-------------------------------------------------------------------------------------------------------------------------------+
New Project


S T R E S S   R E S U L T S   F O R   G R O U P   N O.   4

WallElement_New_20092                                          :
ELEMENT TYPE    2 NO.OF ELEMENTS. IN THIS GROUP   17
C U R R E N T   T I M E   I S      2.0000

 WALL2D ELEMENT

   EL      TA          TB          MA          MB
-----------------------------------------------------

***** NO ONE ELEMENT ACTIVE AT CURRENT STEP *****

ITER     0 RNORM = 0.000     RMNORM= 0.000
           RINORM=0.5305E+05 RIMNOR=0.1295E+06
           RENORM= 3.812     REMNOR=0.1513E-17 RATIO =0.8477E-02 TOLER =0.1000E-03  NOT CONVERGED
           RFMAX = 50.69     RMMAX = 76.66
           RTSMAL=0.1000E-03 RMSMAL=0.1000E-03
           RDT   =0.5305E+05 RDR   =0.1295E+06
           RATIOT=0.8477E-02 RATIOR= 0.000
           MAX UN=0.2148E-03 IEQ=     3 NODE      1 DOF   3  Y-DISPL.S
           MIN UN=-1.339     IEQ=    91 NODE     19 DOF   1  Y-DISPL.F
           NO. OF CONTACT CONSTRAINT VIOLATIONS     0


ITER     2 RNORM = 0.000     RMNORM= 0.000
           RINORM=0.5305E+05 RIMNOR=0.1295E+06
           RENORM=0.1715E-01 REMNOR=0.6464E-18 RATIO =0.5685E-03 TOLER =0.1000E-03  NOT CONVERGED
           RFMAX = 50.69     RMMAX = 76.66
           RTSMAL=0.1000E-03 RMSMAL=0.1000E-03
           RDT   =0.5305E+05 RDR   =0.1295E+06
           RATIOT=0.5685E-03 RATIOR= 0.000
           MAX UN=0.5791E-08 IEQ=    51 NODE     11 DOF   1  Y-DISPL.F
           MIN UN=-.1158     IEQ=   186 NODE     38 DOF   1  Y-DISPL.F
           NO. OF CONTACT CONSTRAINT VIOLATIONS     0


ITER     3 RNORM = 0.000     RMNORM= 0.000
           RINORM=0.5305E+05 RIMNOR=0.1295E+06
           RENORM=0.3305E-10 REMNOR=0.2860E-17 RATIO =0.2496E-07 TOLER =0.1000E-03      CONVERGED !
           RFMAX = 50.69     RMMAX = 76.66
           RTSMAL=0.1000E-03 RMSMAL=0.1000E-03
           RDT   =0.5305E+05 RDR   =0.1295E+06
           RATIOT=0.2496E-07 RATIOR= 0.000
           MAX UN=0.2289E-07 IEQ=    86 NODE     18 DOF   1  Y-DISPL.F
           MIN UN=-.2234E-05 IEQ=   193 NODE     39 DOF   3  Y-DISPL.S
           NO. OF CONTACT CONSTRAINT VIOLATIONS     0
```

PARATIEPLUS(TM) NLS ENGINE RELEASE 2018.0 FULL VERSION *Build date:Nov 13, 2017*

NewProject.BaseDesignSection_28.Nominal_63

Exe Time : 4 September 2018 18:00:39

New Project
SOLUTION REACHED USING 3 ITERATIONS ON 40

P R I N T O U T F O R T I M E S T E P 3 (AT TIME 3.000)

PRINT OUT OF ACTIVE COMPONENTS (FIXED NODES ARE NOT PRINTED OUT)

	Y-DISPL.F (02)	X-ROT. F (04)	Y-DISPL.S (08)	X-ROT. S (10)	Y-FORCE (14)	GAP	C-FORCE
1	1.4029042E-02	-2.1434765E-03	1.4029042E-02	-2.9133088E-06	-4.6704531E-16	0.000000	-1.7265735E-06
2	1.3600347E-02	-2.1434765E-03	1.3600347E-02	-2.9133070E-06	-7.2764062E-14	-3.4694470E-18	-5.3798849E-04
3	1.3171652E-02	-2.1434742E-03	1.3171652E-02	-2.9127631E-06	-7.5150868E-14	1.7347235E-18	-5.5563558E-04
4	1.2742958E-02	-2.1434634E-03	1.2742958E-02	-2.9105820E-06	-7.7537334E-14	0.000000	-5.7328016E-04
5	1.2314267E-02	-2.1434343E-03	1.2314267E-02	-2.9056332E-06	-7.9918346E-14	-1.7347235E-18	-5.9088442E-04
6	1.1885586E-02	-2.1433735E-03	1.1885586E-02	-2.8967510E-06	-8.2303460E-14	-3.4694470E-18	-6.0851900E-04
7	1.1456921E-02	-2.1432645E-03	1.1456921E-02	-2.8827344E-06	-8.4643015E-14	0.000000	-6.2581674E-04
8	1.1028285E-02	-2.1430868E-03	1.1028285E-02	-2.8623474E-06	-8.7103784E-14	1.7347235E-18	-6.4401068E-04
9	1.0599693E-02	-2.1428167E-03	1.0599693E-02	-2.8343185E-06	-8.9039895E-14	3.4694470E-18	-6.5832552E-04
10	1.0171166E-02	-2.1424270E-03	1.0171166E-02	-2.7973437E-06	-9.2833537E-14	3.4694470E-18	-6.8637419E-04
11	9.7427319E-03	-2.1418870E-03	9.7427319E-03	-2.7500763E-06	-8.9560929E-14	0.000000	-6.6217783E-04
12	9.3144236E-03	-2.1411624E-03	9.3144236E-03	-2.6911662E-06	-1.1248751E-13	-3.4694470E-18	-8.3168786E-04
13	8.8862817E-03	-2.1402156E-03	8.8862817E-03	-2.6191174E-06	-3.7421265E-14	3.4694470E-18	-2.7667792E-04
14	8.4583549E-03	-2.1390051E-03	8.4583549E-03	-2.5328200E-06	-3.2780376E-13	0.000000	-2.4236505E-03
15	8.0307002E-03	-2.1374865E-03	8.0307002E-03	-2.4295702E-06	7.4600723E-13	-3.4694470E-18	5.5156803E-03
16	7.6033841E-03	-2.1356114E-03	7.6033841E-03	-2.3124640E-06	-3.2710480E-12	-2.6020852E-18	-2.4184644E-02
17	7.1764807E-03	-2.1333283E-03	7.1764807E-03	-2.1628068E-06	6.1959140E-12	0.000000	0.2061503
18	6.9632146E-03	-2.1320181E-03	6.9632146E-03	-2.1182972E-06	-5.3439653E-12	8.6736174E-19	-0.1778046
19	6.5371024E-03	-2.1290166E-03	6.5371024E-03	0.000000	3.0525443E-18	0.000000	2.2569297E-08
20	6.1116441E-03	-2.1254727E-03	6.1116441E-03	0.000000	1.5199960E-17	0.000000	1.1238245E-07
21	5.6869513E-03	-2.1213591E-03	5.6869513E-03	0.000000	2.7585232E-17	-8.6736174E-19	2.0395421E-07
22	5.2631380E-03	-2.1166824E-03	5.2631380E-03	0.000000	4.0227246E-17	-8.6736174E-19	2.9742423E-07
23	4.8403128E-03	-2.1114884E-03	4.8403128E-03	0.000000	5.3144336E-17	8.6736174E-19	3.9292805E-07
24	4.4185714E-03	-2.1058625E-03	4.4185714E-03	0.000000	6.6353527E-17	1.7347235E-18	4.9059522E-07
25	3.9979915E-03	-2.0999129E-03	3.9979915E-03	0.000000	7.9872088E-17	0.000000	5.9054683E-07
26	3.5786229E-03	-2.0937456E-03	3.5786229E-03	0.000000	9.3715560E-17	4.3368087E-19	6.9289552E-07
27	3.1605012E-03	-2.0874592E-03	3.1605012E-03	0.000000	1.0789573E-16	4.3368087E-19	7.9774045E-07
28	2.7436379E-03	-2.0811929E-03	2.7436379E-03	0.000000	1.2242489E-16	-8.6736174E-19	9.0516364E-07
29	2.3280111E-03	-2.0751210E-03	2.3280111E-03	0.000000	1.3730819E-16	0.000000	1.0152128E-06
30	1.9135682E-03	-2.0693991E-03	1.9135682E-03	0.000000	1.5254820E-16	2.1684043E-19	1.1278925E-06
31	1.5002211E-03	-2.0641640E-03	1.5002211E-03	0.000000	1.6813966E-16	0.000000	1.2431614E-06
32	1.0878623E-03	-2.0595336E-03	1.0878623E-03	0.000000	1.8406720E-16	-2.1684043E-19	1.3609237E-06
33	6.7636074E-04	-2.0556072E-03	6.7636074E-04	0.000000	2.0031116E-16	0.000000	1.4810255E-06
34	2.6556716E-04	-2.0524653E-03	2.6556716E-04	0.000000	2.1684049E-16	0.000000	1.6032491E-06
35	-1.4467825E-04	-2.0501474E-03	-1.4467825E-04	0.000000	2.3361938E-16	-5.4210109E-20	1.7273068E-06
36	-5.5454248E-04	-2.0486203E-03	-5.5454248E-04	0.000000	2.5060098E-16	1.0842022E-19	1.8528495E-06
37	-9.6417181E-04	-2.0477746E-03	-9.6417181E-04	0.000000	2.6773019E-16	0.000000	1.9794964E-06
38	-1.3736858E-03	-2.0474317E-03	-1.3736858E-03	0.000000	2.8495600E-16	0.000000	2.1068102E-06
39	-1.7831687E-03	-2.0473593E-03	-1.7831687E-03	0.000000	6.0442709E-16	2.1684043E-19	2.2343528E-06

```
+-------------------------------------------------------------------------------------------------------------------------------+
|                   PARATIEPLUS(TM)   NLS ENGINE RELEASE  2018.0    FULL VERSION  *Build date:Nov 13, 2017*                    |
|                                                                                                                               |
|                                      NewProject.BaseDesignSection_28.Nominal_63                                               |
|                                   Exe Time : 4 September 2018 18:00:39                                                        |
+-------------------------------------------------------------------------------------------------------------------------------+
New Project


S T R E S S   R E S U L T S   F O R   G R O U P   N O.   1

0_L                                                              :
ELEMENT TYPE    5 NO.OF ELEMENTS. IN THIS GROUP   39
C U R R E N T   T I M E   I S      3.0000

 HARDENING 2D SOIL ELEMENT

 ****** TOTAL STRESS FORMULATION *****

  EL *   FORCE     DISPL-Y  VERTICAL-P  HORIZON.-P     MAX-V-P     MAX-H-P           STATE   STIFFNESS Z-LEVEL      PORE
E FACTOR    UFACTOR       Peq           Su_a         Su_p     LAYER
 ------------------------------------------------------------------------------------------------------------------------------
-------------------------------------------------------------------------------------------
   1 D   0.000     -1.4029E-02   0.000       0.000       0.000       0.000          ACTIVE   0.000       0.000       0.000
1.000       1.000       0.000       0.000       0.000     DI1_164_167_L_0
   2 D  0.2798     -1.3600E-02   3.200       1.399       3.200       1.600          UL-RL  1.8895E+04 -0.2000       0.000
1.000       1.000       1.399       0.000       0.000     DI1_164_167_L_0
   3 D  0.4952     -1.3172E-02   6.400       2.476       6.400       3.200          UL-RL  1.8895E+04 -0.4000       0.000
1.000       1.000       2.476       0.000       0.000     DI1_164_167_L_0
   4 D  0.7105     -1.2743E-02   9.600       3.552       9.600       4.800          UL-RL  1.8895E+04 -0.6000       0.000
1.000       1.000       3.552       0.000       0.000     DI1_164_167_L_0
   5 D  0.9258     -1.2314E-02   12.80       4.629       12.80       6.400          UL-RL  1.8895E+04 -0.8000       0.000
1.000       1.000       4.629       0.000       0.000     DI1_164_167_L_0
   6 D   1.141     -1.1886E-02   16.00       5.706       16.00       8.000          UL-RL  1.8895E+04  -1.000       0.000
1.000       1.000       5.706       0.000       0.000     DI1_164_167_L_0
   7 D   1.356     -1.1457E-02   19.20       6.782       19.20       9.600          UL-RL  1.8895E+04  -1.200       0.000
1.000       1.000       6.782       0.000       0.000     DI1_164_167_L_0
   8 D   1.572     -1.1028E-02   22.40       7.859       22.40       11.20          UL-RL  1.8895E+04  -1.400       0.000
1.000       1.000       7.859       0.000       0.000     DI1_164_167_L_0
   9 D   1.787     -1.0600E-02   25.60       8.935       25.60       12.80          UL-RL  1.8895E+04  -1.600       0.000
1.000       1.000       8.935       0.000       0.000     DI1_164_167_L_0
  10 D   2.002     -1.0171E-02   28.80       10.01       28.80       14.40          UL-RL  1.8895E+04  -1.800       0.000
1.000       1.000       10.01       0.000       0.000     DI1_164_167_L_0
  11 D   2.217     -9.7427E-03   32.00       11.09       32.00       16.00          UL-RL  1.8895E+04  -2.000       0.000
1.000       1.000       11.09       0.000       0.000     DI1_164_167_L_0
  12 D   2.433     -9.3144E-03   35.20       12.16       35.20       17.60          UL-RL  1.8895E+04  -2.200       0.000
1.000       1.000       12.16       0.000       0.000     DI1_164_167_L_0
  13 D   2.648     -8.8863E-03   38.40       13.24       38.40       19.20          UL-RL  1.8895E+04  -2.400       0.000
1.000       1.000       13.24       0.000       0.000     DI1_164_167_L_0
  14 D   2.863     -8.4584E-03   41.60       14.31       41.60       20.80          UL-RL  1.8895E+04  -2.600       0.000
1.000       1.000       14.31       0.000       0.000     DI1_164_167_L_0
  15 D   3.078     -8.0307E-03   44.80       15.39       44.80       22.40          UL-RL  1.8895E+04  -2.800       0.000
1.000       1.000       15.39       0.000       0.000     DI1_164_167_L_0
  16 D   3.293     -7.6034E-03   48.00       16.46       48.00       24.00          UL-RL  1.8895E+04  -3.000       0.000
1.000       1.000       16.46       0.000       0.000     DI1_164_167_L_0
  17 D   2.631     -7.1765E-03   51.20       17.54       51.20       25.60          UL-RL  1.8895E+04  -3.200       0.000
1.000       1.000       17.54       0.000       0.000     DI1_164_167_L_0
  18 D   2.711     -6.9632E-03   52.80       18.07       52.80       26.40          UL-RL  1.8895E+04  -3.300       0.000
1.000       1.000       18.07       0.000       0.000     DI1_164_167_L_0
  19 D   3.830     -6.5371E-03   56.00       19.15       56.00       28.00          UL-RL  1.8895E+04  -3.500       0.000
1.000       1.000       19.15       0.000       0.000     DI1_164_167_L_0
  20 D   4.044     -6.1116E-03   59.20       20.22       59.20       29.60          UL-RL  1.8895E+04  -3.700       0.000
1.000       1.000       20.22       0.000       0.000     DI1_164_167_L_0
  21 D   4.258     -5.6870E-03   62.40       21.29       62.40       31.20          UL-RL  1.8895E+04  -3.900       0.000
1.000       1.000       21.29       0.000       0.000     DI1_164_167_L_0
  22 D   4.473     -5.2631E-03   65.60       22.36       65.60       32.80          UL-RL  1.8895E+04  -4.100       0.000
1.000       1.000       22.36       0.000       0.000     DI1_164_167_L_0
  23 D   4.687     -4.8403E-03   68.80       23.43       68.80       34.40          UL-RL  1.8895E+04  -4.300       0.000
1.000       1.000       23.43       0.000       0.000     DI1_164_167_L_0
  24 D   4.901     -4.4186E-03   72.00       24.50       72.00       36.00          UL-RL  1.8895E+04  -4.500       0.000
1.000       1.000       24.50       0.000       0.000     DI1_164_167_L_0
```

25 D	5.115	-3.9980E-03	75.20	25.57	75.20	37.60	UL-RL	1.8895E+04	-4.700	0.000	
1.000	1.000	25.57	0.000	0.000	DI1_164_167_L_0						
26 D	5.328	-3.5786E-03	78.40	26.64	78.40	39.20	UL-RL	1.8895E+04	-4.900	0.000	
1.000	1.000	26.64	0.000	0.000	DI1_164_167_L_0						
27 D	4.856	-3.1605E-03	81.60	24.28	81.60	40.80	UL-RL	4.5542E+04	-5.100	0.000	
1.000	1.000	24.28	0.000	0.000	DI2_165_168_L_0						
28 D	5.046	-2.7436E-03	84.80	25.23	84.80	42.40	UL-RL	4.5542E+04	-5.300	0.000	
1.000	1.000	25.23	0.000	0.000	DI2_165_168_L_0						
29 D	5.236	-2.3280E-03	88.00	26.18	88.00	44.00	UL-RL	4.5542E+04	-5.500	0.000	
1.000	1.000	26.18	0.000	0.000	DI2_165_168_L_0						
30 D	5.425	-1.9136E-03	91.20	27.13	91.20	45.60	UL-RL	4.5542E+04	-5.700	0.000	
1.000	1.000	27.13	0.000	0.000	DI2_165_168_L_0						
31 D	5.615	-1.5002E-03	94.40	28.07	94.40	47.20	UL-RL	4.5542E+04	-5.900	0.000	
1.000	1.000	28.07	0.000	0.000	DI2_165_168_L_0						
32 D	5.804	-1.0879E-03	97.60	29.02	97.60	48.80	UL-RL	4.5542E+04	-6.100	0.000	
1.000	1.000	29.02	0.000	0.000	DI2_165_168_L_0						
33 D	5.994	-6.7636E-04	100.8	29.97	100.8	50.40	UL-RL	4.5542E+04	-6.300	0.000	
1.000	1.000	29.97	0.000	0.000	DI2_165_168_L_0						
34 D	8.134	-2.6557E-04	104.0	40.67	104.0	52.00	UL-RL	4.5542E+04	-6.500	0.000	
1.000	1.000	40.67	0.000	0.000	DI2_165_168_L_0						
35 D	11.51	1.4468E-04	107.2	57.53	107.2	57.53	V-C	2.8464E+04	-6.700	0.000	
1.000	1.000	57.53	0.000	0.000	DI2_165_168_L_0						
36 D	14.03	5.5454E-04	110.4	70.13	110.4	70.13	V-C	2.8464E+04	-6.900	0.000	
1.000	1.000	70.13	0.000	0.000	DI2_165_168_L_0						
37 D	16.54	9.6417E-04	113.6	82.72	113.6	82.72	V-C	2.8464E+04	-7.100	0.000	
1.000	1.000	82.72	0.000	0.000	DI2_165_168_L_0						
38 D	19.06	1.3737E-03	116.8	95.31	116.8	95.31	V-C	2.8464E+04	-7.300	0.000	
1.000	1.000	95.31	0.000	0.000	DI2_165_168_L_0						
39 D	10.79	1.7832E-03	120.0	107.9	120.0	107.9	V-C	2.8464E+04	-7.500	0.000	
1.000	1.000	107.9	0.000	0.000	DI2_165_168_L_0						

```
+-------------------------------------------------------------------------------------------------------------------------------+
|                   PARATIEPLUS(TM)   NLS ENGINE RELEASE  2018.0    FULL VERSION  *Build date:Nov 13, 2017*                    |
|                                                                                                                               |
|                                      NewProject.BaseDesignSection_28.Nominal_63                                               |
|                                   Exe Time : 4 September 2018 18:00:39                                                        |
+-------------------------------------------------------------------------------------------------------------------------------+
New Project


S T R E S S   R E S U L T S   F O R   G R O U P   N O.   2

0_R                                                          :
ELEMENT TYPE    5 NO.OF ELEMENTS. IN THIS GROUP   39
C U R R E N T   T I M E   I S      3.0000

 HARDENING 2D SOIL ELEMENT

 ****** TOTAL STRESS FORMULATION *****

  EL *   FORCE     DISPL-Y  VERTICAL-P  HORIZON.-P     MAX-V-P     MAX-H-P           STATE   STIFFNESS Z-LEVEL      PORE
E FACTOR    UFACTOR       Peq           Su_a         Su_p     LAYER
 ------------------------------------------------------------------------------------------------------------------------------
-------------------------------------------------------------------------------------------
   1     0.000         --          --          --          --          --          REMOVED     --        0.000       0.000
1.000       1.000       0.000       0.000       0.000     not available
   2     0.000         --          --          --          --          --          REMOVED     --      -0.2000       0.000
1.000       1.000       0.000       0.000       0.000     not available
   3     0.000         --          --          --          --          --          REMOVED     --      -0.4000       0.000
1.000       1.000       0.000       0.000       0.000     not available
   4     0.000         --          --          --          --          --          REMOVED     --      -0.6000       0.000
1.000       1.000       0.000       0.000       0.000     not available
   5     0.000         --          --          --          --          --          REMOVED     --      -0.8000       0.000
1.000       1.000       0.000       0.000       0.000     not available
   6     0.000         --          --          --          --          --          REMOVED     --       -1.000       0.000
1.000       1.000       0.000       0.000       0.000     not available
   7     0.000         --          --          --          --          --          REMOVED     --       -1.200       0.000
1.000       1.000       0.000       0.000       0.000     not available
   8     0.000         --          --          --          --          --          REMOVED     --       -1.400       0.000
1.000       1.000       0.000       0.000       0.000     not available
   9     0.000         --          --          --          --          --          REMOVED     --       -1.600       0.000
1.000       1.000       0.000       0.000       0.000     not available
  10     0.000         --          --          --          --          --          REMOVED     --       -1.800       0.000
1.000       1.000       0.000       0.000       0.000     not available
  11     0.000         --          --          --          --          --          REMOVED     --       -2.000       0.000
1.000       1.000       0.000       0.000       0.000     not available
  12     0.000         --          --          --          --          --          REMOVED     --       -2.200       0.000
1.000       1.000       0.000       0.000       0.000     not available
  13     0.000         --          --          --          --          --          REMOVED     --       -2.400       0.000
1.000       1.000       0.000       0.000       0.000     not available
  14     0.000         --          --          --          --          --          REMOVED     --       -2.600       0.000
1.000       1.000       0.000       0.000       0.000     not available
  15     0.000         --          --          --          --          --          REMOVED     --       -2.800       0.000
1.000       1.000       0.000       0.000       0.000     not available
  16     0.000         --          --          --          --          --          REMOVED     --       -3.000       0.000
1.000       1.000       0.000       0.000       0.000     not available
  17     0.000         --          --          --          --          --          REMOVED     --       -3.200       0.000
1.000       1.000       0.000       0.000       0.000     not available
  18 D   0.000      6.9632E-03   0.000       0.000       0.000       0.000       PASSIVE   0.000       -3.300       0.000
1.000       1.000       0.000       0.000       0.000     DI1_164_167_L_0
  19 D   1.272      6.5371E-03   3.200       6.360       56.00       28.00         UL-RL  1.2597E+04  -3.500       0.000
1.000       1.000       6.360       0.000       0.000     DI1_164_167_L_0
  20 D   3.247      6.1116E-03   6.400       16.23       59.20       29.60         UL-RL  1.2597E+04  -3.700       0.000
1.000       1.000       16.23       0.000       0.000     DI1_164_167_L_0
  21 D   5.869      5.6870E-03   9.600       29.35       62.40       31.20         UL-RL  1.2597E+04  -3.900       0.000
1.000       1.000       29.35       0.000       0.000     DI1_164_167_L_0
  22 D   8.484      5.2631E-03   12.80       42.42       65.60       42.76         UL-RL  1.2597E+04  -4.100       0.000
1.000       1.000       42.42       0.000       0.000     DI1_164_167_L_0
  23 D   11.23      4.8403E-03   16.00       56.14       68.80       56.49         UL-RL  1.2597E+04  -4.300       0.000
1.000       1.000       56.14       0.000       0.000     DI1_164_167_L_0
  24 D   11.67      4.4186E-03   19.20       58.36       72.00       58.71         UL-RL  1.2597E+04  -4.500       0.000
1.000       1.000       58.36       0.000       0.000     DI1_164_167_L_0
```

25 D	11.42	3.9980E-03	22.40	57.11	75.20	57.46	UL-RL	1.2597E+04	-4.700	0.000	
1.000	1.000	57.11	0.000	0.000	DI1_164_167_L_0						
26 D	11.16	3.5786E-03	25.60	55.81	78.40	56.17	UL-RL	1.2597E+04	-4.900	0.000	
1.000	1.000	55.81	0.000	0.000	DI1_164_167_L_0						
27 D	16.18	3.1605E-03	28.80	80.88	81.60	81.64	UL-RL	2.6852E+04	-5.100	0.000	
1.000	1.000	80.88	0.000	0.000	DI2_165_168_L_0						
28 D	15.21	2.7436E-03	32.00	76.04	84.80	76.81	UL-RL	2.6852E+04	-5.300	0.000	
1.000	1.000	76.04	0.000	0.000	DI2_165_168_L_0						
29 D	14.24	2.3280E-03	35.20	71.20	88.00	71.97	UL-RL	2.6852E+04	-5.500	0.000	
1.000	1.000	71.20	0.000	0.000	DI2_165_168_L_0						
30 D	13.27	1.9136E-03	38.40	66.37	91.20	67.14	UL-RL	2.6852E+04	-5.700	0.000	
1.000	1.000	66.37	0.000	0.000	DI2_165_168_L_0						
31 D	12.31	1.5002E-03	41.60	61.54	94.40	62.31	UL-RL	2.6852E+04	-5.900	0.000	
1.000	1.000	61.54	0.000	0.000	DI2_165_168_L_0						
32 D	11.34	1.0879E-03	44.80	56.71	97.60	57.48	UL-RL	2.6852E+04	-6.100	0.000	
1.000	1.000	56.71	0.000	0.000	DI2_165_168_L_0						
33 D	10.38	6.7636E-04	48.00	51.88	100.8	52.66	UL-RL	2.6852E+04	-6.300	0.000	
1.000	1.000	51.88	0.000	0.000	DI2_165_168_L_0						
34 D	8.633	2.6557E-04	51.20	43.16	104.0	52.00	UL-RL	2.6852E+04	-6.500	0.000	
1.000	1.000	43.16	0.000	0.000	DI2_165_168_L_0						
35 D	6.895	-1.4468E-04	54.40	34.48	107.2	53.60	UL-RL	2.6852E+04	-6.700	0.000	
1.000	1.000	34.48	0.000	0.000	DI2_165_168_L_0						
36 D	5.158	-5.5454E-04	57.60	25.79	110.4	55.20	UL-RL	2.6852E+04	-6.900	0.000	
1.000	1.000	25.79	0.000	0.000	DI2_165_168_L_0						
37 D	3.420	-9.6417E-04	60.80	17.10	113.6	56.80	UL-RL	2.6852E+04	-7.100	0.000	
1.000	1.000	17.10	0.000	0.000	DI2_165_168_L_0						
38 D	3.559	-1.3737E-03	64.00	17.79	116.8	58.40	ACTIVE	0.000	-7.300	0.000	
1.000	1.000	17.79	0.000	0.000	DI2_165_168_L_0						
39 D	1.874	-1.7832E-03	67.20	18.74	120.0	60.00	ACTIVE	0.000	-7.500	0.000	
1.000	1.000	18.74	0.000	0.000	DI2_165_168_L_0						

```
+-----------------------------------------------------------------------------------------------------------------------+
|                  PARATIEPLUS(TM)   NLS ENGINE RELEASE  2018.0    FULL VERSION  *Build date:Nov 13, 2017*              |
|                                                                                                                       |
|                                      NewProject.BaseDesignSection_28.Nominal_63                                       |
|                                 Exe Time : 4 September 2018 18:00:39                                                  |
+-----------------------------------------------------------------------------------------------------------------------+
New Project


S T R E S S   R E S U L T S   F O R   G R O U P   N O.   3

WallElement_33                                                  :
ELEMENT TYPE    2 NO.OF ELEMENTS. IN THIS GROUP   38
C U R R E N T   T I M E   I S     3.0000

 WALL2D ELEMENT

   EL      TA          TB          MA          MB
-----------------------------------------------------
    1-1.72380E-06 1.72380E-06 2.75278E-10-3.43924E-07
    2 0.27929    -0.27929     3.44068E-07 5.58582E-02
    3 0.77389    -0.77389    -5.58582E-02 0.21064
    4  1.4838     -1.4838    -0.21064     0.50740
    5  2.4090     -2.4090    -0.50740     0.98919
    6  3.5495     -3.5495    -0.98919      1.6991
    7  4.9053     -4.9053     -1.6991      2.6801
    8  6.4763     -6.4763     -2.6801      3.9754
    9  8.2627     -8.2627     -3.9754      5.6279
   10  10.264     -10.264     -5.6279      7.6808
   11  12.481     -12.481     -7.6808      10.177
   12  14.913     -14.913     -10.177      13.160
   13  17.560     -17.560     -13.160      16.672
   14  20.421     -20.421     -16.672      20.756
   15  23.504     -23.504     -20.756      25.456
   16  26.772     -26.772     -25.456      30.811
   17  29.609     -29.609     -30.811      33.772
   18  32.143     -32.143     -33.772      40.200
   19  34.700     -34.700     -40.200      47.140
   20  35.497     -35.497     -47.140      54.240
   21  33.886     -33.886     -54.240      61.017
   22  29.875     -29.875     -61.017      66.992
   23  23.334     -23.334     -66.992      71.659
   24  16.563     -16.563     -71.659      74.972
   25  10.256     -10.256     -74.972      77.023
   26  4.4216     -4.4216     -77.023      77.907
   27 -6.8982      6.8982     -77.907      76.528
   28 -17.061      17.061     -76.528      73.115
   29 -26.066      26.066     -73.115      67.902
   30 -33.914      33.914     -67.902      61.119
   31 -40.606      40.606     -61.119      52.998
   32 -46.143      46.143     -52.998      43.769
   33 -50.526      50.526     -43.769      33.664
   34 -51.025      51.025     -33.664      23.459
   35 -46.414      46.414     -23.459      14.177
   36 -37.545      37.545     -14.177      6.6674
   37 -24.420      24.420     -6.6674      1.7833
   38 -8.9165      8.9165     -1.7833     1.41895E-11
```

```
+-------------------------------------------------------------------------------------------------------------------------+
|                   PARATIEPLUS(TM)   NLS ENGINE RELEASE  2018.0    FULL VERSION  *Build date:Nov 13, 2017*              |
|                                                                                                                         |
|                                      NewProject.BaseDesignSection_28.Nominal_63                                         |
|                                   Exe Time : 4 September 2018 18:00:39                                                  |
+-------------------------------------------------------------------------------------------------------------------------+
New Project


S T R E S S   R E S U L T S   F O R   G R O U P   N O.   4

WallElement_New_20092                                          :
ELEMENT TYPE    2 NO.OF ELEMENTS. IN THIS GROUP   17
C U R R E N T   T I M E   I S      3.0000

 WALL2D ELEMENT

   EL      TA          TB          MA          MB
-----------------------------------------------------
    1 1.72660E-06-1.72660E-06 2.20636E-12 3.45317E-07
    2 5.39715E-04-5.39715E-04-3.45316E-07 1.08288E-04
    3 1.09535E-03-1.09535E-03-1.08288E-04 3.27358E-04
    4 1.66863E-03-1.66863E-03-3.27358E-04 6.61085E-04
    5 2.25952E-03-2.25952E-03-6.61085E-04 1.11299E-03
    6 2.86803E-03-2.86803E-03-1.11299E-03 1.68659E-03
    7 3.49385E-03-3.49385E-03-1.68659E-03 2.38536E-03
    8 4.13786E-03-4.13786E-03-2.38536E-03 3.21294E-03
    9 4.79619E-03-4.79619E-03-3.21294E-03 4.17217E-03
   10 5.48256E-03-5.48256E-03-4.17217E-03 5.26869E-03
   11 6.14474E-03-6.14474E-03-5.26869E-03 6.49763E-03
   12 6.97643E-03-6.97643E-03-6.49763E-03 7.89292E-03
   13 7.25310E-03-7.25310E-03-7.89292E-03 9.34354E-03
   14 9.67676E-03-9.67676E-03-9.34354E-03 1.12789E-02
   15 4.16108E-03-4.16108E-03-1.12789E-02 1.21111E-02
   16 2.83457E-02-2.83457E-02-1.21111E-02 1.77803E-02
   17-0.17780     0.17780    -1.77803E-02 8.95223E-12

ITER     0 RNORM = 14.73     RMNORM= 0.000
           RINORM=0.5518E+05 RIMNOR=0.1356E+06
           RENORM= 404.5     REMNOR=0.2860E-17 RATIO =0.8562E-01 TOLER =0.1000E-03  NOT CONVERGED
           RFMAX = 51.02     RMMAX = 77.91
           RTSMAL=0.1000E-03 RMSMAL=0.1000E-03
           RDT   =0.5518E+05 RDR   =0.1356E+06
           RATIOT=0.8562E-01 RATIOR= 0.000
           MAX UN= 4.631     IEQ=    76 NODE     16 DOF   1  Y-DISPL.F
           MIN UN=-1.119     IEQ=   186 NODE     38 DOF   1  Y-DISPL.F
           NO. OF CONTACT CONSTRAINT VIOLATIONS     0


ITER     2 RNORM = 14.73     RMNORM= 0.000
           RINORM=0.5518E+05 RIMNOR=0.1356E+06
           RENORM= 63.36     REMNOR=0.4235E-17 RATIO =0.3389E-01 TOLER =0.1000E-03  NOT CONVERGED
           RFMAX = 51.02     RMMAX = 77.91
           RTSMAL=0.1000E-03 RMSMAL=0.1000E-03
           RDT   =0.5518E+05 RDR   =0.1356E+06
           RATIOT=0.3389E-01 RATIOR= 0.000
           MAX UN= 3.404     IEQ=     6 NODE      2 DOF   1  Y-DISPL.F
           MIN UN=-.1226E-01 IEQ=   186 NODE     38 DOF   1  Y-DISPL.F
           NO. OF CONTACT CONSTRAINT VIOLATIONS     0


ITER     3 RNORM = 14.73     RMNORM= 0.000
           RINORM=0.5518E+05 RIMNOR=0.1356E+06
           RENORM= 545.5     REMNOR=0.5174E-16 RATIO =0.9943E-01 TOLER =0.1000E-03  NOT CONVERGED
           RFMAX = 51.02     RMMAX = 77.91
           RTSMAL=0.1000E-03 RMSMAL=0.1000E-03
           RDT   =0.5518E+05 RDR   =0.1356E+06
           RATIOT=0.9943E-01 RATIOR= 0.000
           MAX UN= 10.85     IEQ=   116 NODE     24 DOF   1  Y-DISPL.F
           MIN UN=-13.72     IEQ=   181 NODE     37 DOF   1  Y-DISPL.F
           NO. OF CONTACT CONSTRAINT VIOLATIONS     0
```

```
ITER     4 RNORM = 14.73     RMNORM= 0.000
           RINORM=0.5518E+05 RIMNOR=0.1356E+06
           RENORM= 297.1     REMNOR=0.1545E-15 RATIO =0.7338E-01 TOLER =0.1000E-03  NOT CONVERGED
           RFMAX = 51.02     RMMAX = 77.91
           RTSMAL=0.1000E-03 RMSMAL=0.1000E-03
           RDT   =0.5518E+05 RDR   =0.1356E+06
           RATIOT=0.7338E-01 RATIOR= 0.000
           MAX UN= 15.79     IEQ=   141 NODE     29 DOF   1  Y-DISPL.F
           MIN UN=-.3617E-02 IEQ=   193 NODE     39 DOF   3  Y-DISPL.S
           NO. OF CONTACT CONSTRAINT VIOLATIONS     0

ITER     5 RNORM = 14.73     RMNORM= 0.000
           RINORM=0.5518E+05 RIMNOR=0.1356E+06
           RENORM= 72.41     REMNOR=0.1221E-15 RATIO =0.3623E-01 TOLER =0.1000E-03  NOT CONVERGED
           RFMAX = 51.02     RMMAX = 77.91
           RTSMAL=0.1000E-03 RMSMAL=0.1000E-03
           RDT   =0.5518E+05 RDR   =0.1356E+06
           RATIOT=0.3623E-01 RATIOR= 0.000
           MAX UN= 8.488     IEQ=   151 NODE     31 DOF   1  Y-DISPL.F
           MIN UN=-.5815     IEQ=   176 NODE     36 DOF   1  Y-DISPL.F
           NO. OF CONTACT CONSTRAINT VIOLATIONS     0

ITER     6 RNORM = 14.73     RMNORM= 0.000
           RINORM=0.5518E+05 RIMNOR=0.1356E+06
           RENORM= 2.393     REMNOR=0.4590E-16 RATIO =0.6585E-02 TOLER =0.1000E-03  NOT CONVERGED
           RFMAX = 51.02     RMMAX = 77.91
           RTSMAL=0.1000E-03 RMSMAL=0.1000E-03
           RDT   =0.5518E+05 RDR   =0.1356E+06
           RATIOT=0.6585E-02 RATIOR= 0.000
           MAX UN= 1.540     IEQ=   156 NODE     32 DOF   1  Y-DISPL.F
           MIN UN=-.6817E-03 IEQ=   193 NODE     39 DOF   3  Y-DISPL.S
           NO. OF CONTACT CONSTRAINT VIOLATIONS     0

ITER     7 RNORM = 14.73     RMNORM= 0.000
           RINORM=0.5518E+05 RIMNOR=0.1356E+06
           RENORM=0.9713E-05 REMNOR=0.7246E-16 RATIO =0.1327E-04 TOLER =0.1000E-03      CONVERGED !
           RFMAX = 51.02     RMMAX = 77.91
           RTSMAL=0.1000E-03 RMSMAL=0.1000E-03
           RDT   =0.5518E+05 RDR   =0.1356E+06
           RATIOT=0.1327E-04 RATIOR= 0.000
           MAX UN=0.1226E-02 IEQ=    93 NODE     19 DOF   3  Y-DISPL.S
           MIN UN=-.1527E-03 IEQ=   193 NODE     39 DOF   3  Y-DISPL.S
           NO. OF CONTACT CONSTRAINT VIOLATIONS     0
```

```
+-------------------------------------------------------------------------------------------------------------------------+
|                  PARATIEPLUS(TM)   NLS ENGINE RELEASE  2018.0    FULL VERSION  *Build date:Nov 13, 2017*              |
|                                                                                                                         |
|                                     NewProject.BaseDesignSection_28.Nominal_63                                          |
|                                  Exe Time : 4 September 2018 18:00:39                                                   |
+-------------------------------------------------------------------------------------------------------------------------+
New Project
SOLUTION REACHED USING     7 ITERATIONS ON   40

P R I N T   O U T   F O R   T I M E   S T E P    4     ( AT TIME   4.000     )

PRINT OUT OF ACTIVE COMPONENTS (FIXED NODES ARE NOT PRINTED OUT)
```

	Y-DISPL.F (02)	X-ROT. F (04)	Y-DISPL.S (08)	X-ROT. S (10)	Y-FORCE (14)	GAP	C-FORCE
1	0.1000191	-1.4876885E-02	0.1000191	-1.2736322E-02	-1.0478118E-12	0.000000	-3.8735515E-03
2	9.7043750E-02	-1.4876881E-02	9.7043750E-02	-1.2736318E-02	-1.1534156E-12	0.000000	-8.5278958E-03
3	9.4068375E-02	-1.4876859E-02	9.4068375E-02	-1.2736298E-02	-1.2592492E-12	0.000000	-9.3103868E-03
4	9.1093009E-02	-1.4876796E-02	9.1093009E-02	-1.2736243E-02	-1.3650970E-12	0.000000	-1.0092983E-02
5	8.8117661E-02	-1.4876664E-02	8.8117661E-02	-1.2736135E-02	-1.4708913E-12	0.000000	-1.0875184E-02
6	8.5142350E-02	-1.4876430E-02	8.5142350E-02	-1.2735953E-02	-1.5768855E-12	0.000000	-1.1658863E-02
7	8.2167099E-02	-1.4876055E-02	8.2167099E-02	-1.2735673E-02	-1.6821334E-12	-1.3877788E-17	-1.2437024E-02
8	7.9191940E-02	-1.4875497E-02	7.9191940E-02	-1.2735272E-02	-1.7901664E-12	0.000000	-1.3235777E-02
9	7.6216916E-02	-1.4874707E-02	7.6216916E-02	-1.2734724E-02	-1.8878060E-12	-1.3877788E-17	-1.3957686E-02
10	7.3242076E-02	-1.4873632E-02	7.3242076E-02	-1.2734002E-02	-2.0242332E-12	1.3877788E-17	-1.4966374E-02
11	7.0267486E-02	-1.4872214E-02	7.0267486E-02	-1.2733077E-02	-2.0159045E-12	-1.3877788E-17	-1.4904795E-02
12	6.7293218E-02	-1.4870390E-02	6.7293218E-02	-1.2731918E-02	-2.5478106E-12	0.000000	-1.8837497E-02
13	6.4319362E-02	-1.4868091E-02	6.4319362E-02	-1.2730493E-02	-1.0635347E-12	-1.3877788E-17	-7.8633517E-03
14	6.1346018E-02	-1.4865243E-02	6.1346018E-02	-1.2728774E-02	-7.1037510E-12	6.9388939E-18	-5.2522305E-02
15	5.8373306E-02	-1.4861770E-02	5.8373306E-02	-1.2726701E-02	1.4937819E-11	-1.3877788E-17	0.1104443
16	5.5401358E-02	-1.4857587E-02	5.5401358E-02	-1.2724332E-02	-6.7823424E-11	-1.3877788E-17	-0.5014556
17	5.2430309E-02	-1.4852607E-02	5.2430309E-02	-1.2721276E-02	1.2745741E-10	0.000000	4.240760
18	5.0945203E-02	-1.4849786E-02	5.0945203E-02	-1.2720363E-02	-1.0960211E-10	1.3877788E-17	-3.646685
19	4.7975867E-02	-1.4843406E-02	4.7975867E-02	0.000000	-1.6587556E-13	0.000000	-1.2264178E-03
20	4.5007907E-02	-1.4836014E-02	4.5007907E-02	0.000000	-1.5654762E-13	0.000000	-1.1574507E-03
21	4.2041531E-02	-1.4827571E-02	4.2041531E-02	0.000000	-1.4721968E-13	0.000000	-1.0884836E-03
22	3.9076950E-02	-1.4818068E-02	3.9076950E-02	0.000000	-1.3789174E-13	-6.9388939E-18	-1.0195166E-03
23	3.6114373E-02	-1.4807525E-02	3.6114373E-02	0.000000	-1.2856381E-13	0.000000	-9.5054961E-04
24	3.3154005E-02	-1.4795993E-02	3.3154005E-02	0.000000	-1.1923500E-13	6.9388939E-18	-8.8158274E-04
25	3.0196051E-02	-1.4783552E-02	3.0196051E-02	0.000000	-1.0990723E-13	3.4694470E-18	-8.1261636E-04
26	2.7240653E-02	-1.4770309E-02	2.7240653E-02	0.000000	-1.0058019E-13	-3.4694470E-18	-7.4364985E-04
27	2.4287972E-02	-1.4756405E-02	2.4287972E-02	0.000000	-9.1252084E-14	-3.4694470E-18	-6.7468361E-04
28	2.1338121E-02	-1.4742058E-02	2.1338121E-02	0.000000	-8.1924332E-14	3.4694470E-18	-6.0571772E-04
29	1.8391158E-02	-1.4727567E-02	1.8391158E-02	0.000000	-7.2596094E-14	0.000000	-5.3675226E-04
30	1.5447095E-02	-1.4713272E-02	1.5447095E-02	0.000000	-6.3268585E-14	-3.4694470E-18	-4.6778764E-04
31	1.2505826E-02	-1.4699550E-02	1.2505826E-02	0.000000	-5.3941513E-14	-1.7347235E-18	-3.9882328E-04
32	9.5672098E-03	-1.4686813E-02	9.5672098E-03	0.000000	-4.4614060E-14	0.000000	-3.2985959E-04
33	6.6310051E-03	-1.4675513E-02	6.6310051E-03	0.000000	-3.5286825E-14	1.7347235E-18	-2.6089752E-04
34	3.6968812E-03	-1.4666064E-02	3.6968812E-03	0.000000	-2.5960124E-14	0.000000	-1.9194084E-04
35	7.6445264E-04	-1.4658740E-02	7.6445264E-04	0.000000	-1.6634787E-14	-2.1684043E-19	-1.2299229E-04
36	-2.1667494E-03	-1.4653658E-02	-2.1667494E-03	0.000000	-7.3105605E-15	-8.6736174E-19	-5.4051537E-05
37	-5.0971519E-03	-1.4650699E-02	-5.0971519E-03	0.000000	2.0128207E-15	0.000000	1.4882039E-05
38	-8.0271419E-03	-1.4649436E-02	-8.0271419E-03	0.000000	1.1335860E-14	0.000000	8.3811203E-05
39	-1.0957036E-02	-1.4649156E-02	-1.0957036E-02	0.000000	4.1318467E-14	3.4694470E-18	1.5273973E-04

```
+-------------------------------------------------------------------------------------------------------------------------------+
|                   PARATIEPLUS(TM)   NLS ENGINE RELEASE  2018.0    FULL VERSION  *Build date:Nov 13, 2017*                    |
|                                                                                                                               |
|                                      NewProject.BaseDesignSection_28.Nominal_63                                               |
|                                   Exe Time : 4 September 2018 18:00:39                                                        |
+-------------------------------------------------------------------------------------------------------------------------------+
New Project


S T R E S S   R E S U L T S   F O R   G R O U P   N O.   1

0_L                                                          :
ELEMENT TYPE    5 NO.OF ELEMENTS. IN THIS GROUP   39
C U R R E N T   T I M E   I S      4.0000

 HARDENING 2D SOIL ELEMENT

 ****** TOTAL STRESS FORMULATION *****

  EL *   FORCE     DISPL-Y  VERTICAL-P  HORIZON.-P     MAX-V-P     MAX-H-P           STATE   STIFFNESS Z-LEVEL      PORE
E FACTOR    UFACTOR       Peq           Su_a         Su_p     LAYER
 ------------------------------------------------------------------------------------------------------------------------------
-------------------------------------------------------------------------------------------
   1 D   0.000     -0.1000       0.000       0.000       0.000       0.000          ACTIVE   0.000       0.000       0.000
1.000       1.000       0.000       0.000       0.000     DI1_164_167_L_0
   2 D  0.3105     -9.7044E-02   3.200       1.552       3.200       13.20          ACTIVE   0.000     -0.2000       0.000
1.000       1.000       1.552       0.000       0.000     DI1_164_167_L_0
   3 D  0.6209     -9.4068E-02   6.400       3.105       6.400       20.82          ACTIVE   0.000     -0.4000       0.000
1.000       1.000       3.105       0.000       0.000     DI1_164_167_L_0
   4 D  0.9314     -9.1093E-02   9.600       4.657       9.600       21.89          ACTIVE   0.000     -0.6000       0.000
1.000       1.000       4.657       0.000       0.000     DI1_164_167_L_0
   5 D   1.242     -8.8118E-02   12.80       6.209       12.80       22.97          ACTIVE   0.000     -0.8000       0.000
1.000       1.000       6.209       0.000       0.000     DI1_164_167_L_0
   6 D   1.552     -8.5142E-02   16.00       7.762       16.00       24.05          ACTIVE   0.000      -1.000       0.000
1.000       1.000       7.762       0.000       0.000     DI1_164_167_L_0
   7 D   1.863     -8.2167E-02   19.20       9.314       19.20       25.12          ACTIVE   0.000      -1.200       0.000
1.000       1.000       9.314       0.000       0.000     DI1_164_167_L_0
   8 D   2.173     -7.9192E-02   22.40       10.87       22.40       26.20          ACTIVE   0.000      -1.400       0.000
1.000       1.000       10.87       0.000       0.000     DI1_164_167_L_0
   9 D   2.484     -7.6217E-02   25.60       12.42       25.60       27.27          ACTIVE   0.000      -1.600       0.000
1.000       1.000       12.42       0.000       0.000     DI1_164_167_L_0
  10 D   2.794     -7.3242E-02   28.80       13.97       28.80       28.35          ACTIVE   0.000      -1.800       0.000
1.000       1.000       13.97       0.000       0.000     DI1_164_167_L_0
  11 D   3.105     -7.0267E-02   32.00       15.52       32.00       29.43          ACTIVE   0.000      -2.000       0.000
1.000       1.000       15.52       0.000       0.000     DI1_164_167_L_0
  12 D   3.415     -6.7293E-02   35.20       17.08       35.20       30.50          ACTIVE   0.000      -2.200       0.000
1.000       1.000       17.08       0.000       0.000     DI1_164_167_L_0
  13 D   3.726     -6.4319E-02   38.40       18.63       38.40       31.58          ACTIVE   0.000      -2.400       0.000
1.000       1.000       18.63       0.000       0.000     DI1_164_167_L_0
  14 D   4.036     -6.1346E-02   41.60       20.18       41.60       32.65          ACTIVE   0.000      -2.600       0.000
1.000       1.000       20.18       0.000       0.000     DI1_164_167_L_0
  15 D   4.346     -5.8373E-02   44.80       21.73       44.80       33.73          ACTIVE   0.000      -2.800       0.000
1.000       1.000       21.73       0.000       0.000     DI1_164_167_L_0
  16 D   4.657     -5.5401E-02   48.00       23.28       48.00       34.80          ACTIVE   0.000      -3.000       0.000
1.000       1.000       23.28       0.000       0.000     DI1_164_167_L_0
  17 D   3.726     -5.2430E-02   51.20       24.84       51.20       35.88          ACTIVE   0.000      -3.200       0.000
1.000       1.000       24.84       0.000       0.000     DI1_164_167_L_0
  18 D   3.842     -5.0945E-02   52.80       25.61       52.80       36.41          ACTIVE   0.000      -3.300       0.000
1.000       1.000       25.61       0.000       0.000     DI1_164_167_L_0
  19 D   5.433     -4.7976E-02   56.00       27.17       56.00       28.00          ACTIVE   0.000      -3.500       0.000
1.000       1.000       27.17       0.000       0.000     DI1_164_167_L_0
  20 D   5.744     -4.5008E-02   59.20       28.72       59.20       29.60          ACTIVE   0.000      -3.700       0.000
1.000       1.000       28.72       0.000       0.000     DI1_164_167_L_0
  21 D   6.054     -4.2042E-02   62.40       30.27       62.40       31.20          ACTIVE   0.000      -3.900       0.000
1.000       1.000       30.27       0.000       0.000     DI1_164_167_L_0
  22 D   6.365     -3.9077E-02   65.60       31.82       65.60       32.80          ACTIVE   0.000      -4.100       0.000
1.000       1.000       31.82       0.000       0.000     DI1_164_167_L_0
  23 D   6.675     -3.6114E-02   68.80       33.37       68.80       34.40          ACTIVE   0.000      -4.300       0.000
1.000       1.000       33.37       0.000       0.000     DI1_164_167_L_0
  24 D   6.985     -3.3154E-02   72.00       34.93       72.00       36.00          ACTIVE   0.000      -4.500       0.000
1.000       1.000       34.93       0.000       0.000     DI1_164_167_L_0
```

```
  25 D   7.296     -3.0196E-02   75.20       36.48       75.20       37.60          ACTIVE   0.000      -4.700       0.000
1.000       1.000       36.48       0.000       0.000     DI1_164_167_L_0
  26 D   7.606     -2.7241E-02   78.40       38.03       78.40       39.20          ACTIVE   0.000      -4.900       0.000
1.000       1.000       38.03       0.000       0.000     DI1_164_167_L_0
  27 D   6.845     -2.4288E-02   81.60       34.22       81.60       40.80          ACTIVE   0.000      -5.100       0.000
1.000       1.000       34.22       0.000       0.000     DI2_165_168_L_0
  28 D   7.123     -2.1338E-02   84.80       35.62       84.80       42.40          ACTIVE   0.000      -5.300       0.000
1.000       1.000       35.62       0.000       0.000     DI2_165_168_L_0
  29 D   7.402     -1.8391E-02   88.00       37.01       88.00       44.00          ACTIVE   0.000      -5.500       0.000
1.000       1.000       37.01       0.000       0.000     DI2_165_168_L_0
  30 D   7.680     -1.5447E-02   91.20       38.40       91.20       45.60          ACTIVE   0.000      -5.700       0.000
1.000       1.000       38.40       0.000       0.000     DI2_165_168_L_0
  31 D   7.958     -1.2506E-02   94.40       39.79       94.40       47.20          ACTIVE   0.000      -5.900       0.000
1.000       1.000       39.79       0.000       0.000     DI2_165_168_L_0
  32 D   8.237     -9.5672E-03   97.60       41.18       97.60       48.80          ACTIVE   0.000      -6.100       0.000
1.000       1.000       41.18       0.000       0.000     DI2_165_168_L_0
  33 D   8.515     -6.6310E-03   100.8       42.57       100.8       50.40          ACTIVE   0.000      -6.300       0.000
1.000       1.000       42.57       0.000       0.000     DI2_165_168_L_0
  34 D   8.793     -3.6969E-03   104.0       43.97       104.0       52.00          ACTIVE   0.000      -6.500       0.000
1.000       1.000       43.97       0.000       0.000     DI2_165_168_L_0
  35 D   9.072     -7.6445E-04   107.2       45.36       107.2       65.29          ACTIVE   0.000      -6.700       0.000
1.000       1.000       45.36       0.000       0.000     DI2_165_168_L_0
  36 D   22.39      2.1667E-03   110.4       112.0       110.4       122.8           UL-RL   4.5542E+04 -6.900       0.000
1.000       1.000       112.0       0.000       0.000     DI2_165_168_L_0
  37 D   40.07      5.0972E-03   113.6       200.4       113.6       200.4             V-C   2.8464E+04 -7.100       0.000
1.000       1.000       200.4       0.000       0.000     DI2_165_168_L_0
  38 D   56.94      8.0271E-03   116.8       284.7       116.8       284.7             V-C   2.8464E+04 -7.300       0.000
1.000       1.000       284.7       0.000       0.000     DI2_165_168_L_0
  39 D   36.90      1.0957E-02   120.0       369.0       120.0       369.0             V-C   2.8464E+04 -7.500       0.000
1.000       1.000       369.0       0.000       0.000     DI2_165_168_L_0
```

```
+-------------------------------------------------------------------------------------------------------------------------------+
|                  PARATIEPLUS(TM)   NLS ENGINE RELEASE  2018.0    FULL VERSION  *Build date:Nov 13, 2017*                    |
|                                                                                                                               |
|                                    NewProject.BaseDesignSection_28.Nominal_63                                                 |
|                                 Exe Time : 4 September 2018 18:00:39                                                          |
+-------------------------------------------------------------------------------------------------------------------------------+
New Project


S T R E S S   R E S U L T S   F O R   G R O U P   N O.   2

0_R                                                          :
ELEMENT TYPE    5 NO.OF ELEMENTS. IN THIS GROUP   39
C U R R E N T   T I M E   I S     4.0000

 HARDENING 2D SOIL ELEMENT

 ****** TOTAL STRESS FORMULATION *****

  EL *   FORCE     DISPL-Y  VERTICAL-P  HORIZON.-P     MAX-V-P     MAX-H-P           STATE   STIFFNESS Z-LEVEL      PORE
E FACTOR    UFACTOR       Peq           Su_a         Su_p     LAYER
 ------------------------------------------------------------------------------------------------------------------------------
-------------------------------------------------------------------------------------------
   1     0.000         --          --          --          --          --          REMOVED     --        0.000       0.000
1.000       1.000       0.000       0.000       0.000     not available
   2     0.000         --          --          --          --          --          REMOVED     --      -0.2000       0.000
1.000       1.000       0.000       0.000       0.000     not available
   3     0.000         --          --          --          --          --          REMOVED     --      -0.4000       0.000
1.000       1.000       0.000       0.000       0.000     not available
   4     0.000         --          --          --          --          --          REMOVED     --      -0.6000       0.000
1.000       1.000       0.000       0.000       0.000     not available
   5     0.000         --          --          --          --          --          REMOVED     --      -0.8000       0.000
1.000       1.000       0.000       0.000       0.000     not available
   6     0.000         --          --          --          --          --          REMOVED     --       -1.000       0.000
1.000       1.000       0.000       0.000       0.000     not available
   7     0.000         --          --          --          --          --          REMOVED     --       -1.200       0.000
1.000       1.000       0.000       0.000       0.000     not available
   8     0.000         --          --          --          --          --          REMOVED     --       -1.400       0.000
1.000       1.000       0.000       0.000       0.000     not available
   9     0.000         --          --          --          --          --          REMOVED     --       -1.600       0.000
1.000       1.000       0.000       0.000       0.000     not available
  10     0.000         --          --          --          --          --          REMOVED     --       -1.800       0.000
1.000       1.000       0.000       0.000       0.000     not available
  11     0.000         --          --          --          --          --          REMOVED     --       -2.000       0.000
1.000       1.000       0.000       0.000       0.000     not available
  12     0.000         --          --          --          --          --          REMOVED     --       -2.200       0.000
1.000       1.000       0.000       0.000       0.000     not available
  13     0.000         --          --          --          --          --          REMOVED     --       -2.400       0.000
1.000       1.000       0.000       0.000       0.000     not available
  14     0.000         --          --          --          --          --          REMOVED     --       -2.600       0.000
1.000       1.000       0.000       0.000       0.000     not available
  15     0.000         --          --          --          --          --          REMOVED     --       -2.800       0.000
1.000       1.000       0.000       0.000       0.000     not available
  16     0.000         --          --          --          --          --          REMOVED     --       -3.000       0.000
1.000       1.000       0.000       0.000       0.000     not available
  17     0.000         --          --          --          --          --          REMOVED     --       -3.200       0.000
1.000       1.000       0.000       0.000       0.000     not available
  18 D   0.000       5.0945E-02    0.000       0.000       0.000       0.000       PASSIVE   0.000      -3.300       0.000
1.000       1.000       0.000       0.000       0.000     DI1_164_167_L_0
  19 D   2.134       4.7976E-02    3.200       10.67       56.00       28.00       PASSIVE   0.000      -3.500       0.000
1.000       1.000       10.67       0.000       0.000     DI1_164_167_L_0
  20 D   4.269       4.5008E-02    6.400       21.34       59.20       29.60       PASSIVE   0.000      -3.700       0.000
1.000       1.000       21.34       0.000       0.000     DI1_164_167_L_0
  21 D   6.403       4.2042E-02    9.600       32.02       62.40       32.02       PASSIVE   0.000      -3.900       0.000
1.000       1.000       32.02       0.000       0.000     DI1_164_167_L_0
  22 D   8.538       3.9077E-02    12.80       42.69       65.60       42.76       PASSIVE   0.000      -4.100       0.000
1.000       1.000       42.69       0.000       0.000     DI1_164_167_L_0
  23 D   10.67       3.6114E-02    16.00       53.36       68.80       56.49       PASSIVE   0.000      -4.300       0.000
1.000       1.000       53.36       0.000       0.000     DI1_164_167_L_0
  24 D   12.81       3.3154E-02    19.20       64.03       72.00       64.03       PASSIVE   0.000      -4.500       0.000
1.000       1.000       64.03       0.000       0.000     DI1_164_167_L_0
```

25 D	14.94	3.0196E-02	22.40	74.70	75.20	74.70	PASSIVE	0.000	-4.700	0.000	
1.000	1.000	74.70	0.000	0.000	DI1_164_167_L_0						
26 D	17.08	2.7241E-02	25.60	85.38	78.40	85.38	PASSIVE	0.000	-4.900	0.000	
1.000	1.000	85.38	0.000	0.000	DI1_164_167_L_0						
27 D	24.22	2.4288E-02	28.80	121.1	81.60	121.1	PASSIVE	0.000	-5.100	0.000	
1.000	1.000	121.1	0.000	0.000	DI2_165_168_L_0						
28 D	26.82	2.1338E-02	32.00	134.1	84.80	134.1	PASSIVE	0.000	-5.300	0.000	
1.000	1.000	134.1	0.000	0.000	DI2_165_168_L_0						
29 D	29.42	1.8391E-02	35.20	147.1	88.00	147.1	PASSIVE	0.000	-5.500	0.000	
1.000	1.000	147.1	0.000	0.000	DI2_165_168_L_0						
30 D	32.02	1.5447E-02	38.40	160.1	91.20	160.1	PASSIVE	0.000	-5.700	0.000	
1.000	1.000	160.1	0.000	0.000	DI2_165_168_L_0						
31 D	34.62	1.2506E-02	41.60	173.1	94.40	173.1	PASSIVE	0.000	-5.900	0.000	
1.000	1.000	173.1	0.000	0.000	DI2_165_168_L_0						
32 D	37.21	9.5672E-03	44.80	186.1	97.60	186.1	PASSIVE	0.000	-6.100	0.000	
1.000	1.000	186.1	0.000	0.000	DI2_165_168_L_0						
33 D	30.42	6.6310E-03	48.00	152.1	100.8	152.1	V-C	1.6782E+04	-6.300	0.000	
1.000	1.000	152.1	0.000	0.000	DI2_165_168_L_0						
34 D	20.81	3.6969E-03	51.20	104.1	104.0	104.1	V-C	1.6782E+04	-6.500	0.000	
1.000	1.000	104.1	0.000	0.000	DI2_165_168_L_0						
35 D	11.38	7.6445E-04	54.40	56.90	107.2	56.90	V-C	1.6782E+04	-6.700	0.000	
1.000	1.000	56.90	0.000	0.000	DI2_165_168_L_0						
36 D	5.457	-2.1667E-03	57.60	27.29	110.4	55.20	UL-RL	2.6852E+04	-6.900	0.000	
1.000	1.000	27.29	0.000	0.000	DI2_165_168_L_0						
37 D	4.431	-5.0972E-03	60.80	22.15	113.6	56.80	ACTIVE	0.000	-7.100	0.000	
1.000	1.000	22.15	0.000	0.000	DI2_165_168_L_0						
38 D	4.678	-8.0271E-03	64.00	23.39	116.8	58.40	ACTIVE	0.000	-7.300	0.000	
1.000	1.000	23.39	0.000	0.000	DI2_165_168_L_0						
39 D	2.462	-1.0957E-02	67.20	24.62	120.0	60.00	ACTIVE	0.000	-7.500	0.000	
1.000	1.000	24.62	0.000	0.000	DI2_165_168_L_0						

```
+-------------------------------------------------------------------------------------------------------------------------+
|                   PARATIEPLUS(TM)   NLS ENGINE RELEASE  2018.0    FULL VERSION  *Build date:Nov 13, 2017*               |
|                                                                                                                         |
|                                      NewProject.BaseDesignSection_28.Nominal_63                                         |
|                                   Exe Time : 4 September 2018 18:00:39                                                  |
+-------------------------------------------------------------------------------------------------------------------------+
New Project


S T R E S S   R E S U L T S   F O R   G R O U P   N O.   3

WallElement_33                                                :
ELEMENT TYPE    2 NO.OF ELEMENTS. IN THIS GROUP   38
C U R R E N T   T I M E   I S     4.0000

 WALL2D ELEMENT

   EL      TA          TB          MA          MB
-------------------------------------------------------
    1 0.47775    -0.47775     1.22115E-09 9.55493E-02
    2  1.7429     -1.7429    -9.55493E-02 0.44413
    3  3.3178     -3.3178    -0.44413      1.1077
    4  5.2023     -5.2023     -1.1077      2.1482
    5  7.3965     -7.3965     -2.1482      3.6275
    6  9.9004     -9.9004     -3.6275      5.6075
    7  12.714     -12.714     -5.6075      8.1504
    8  15.837     -15.837     -8.1504      11.318
    9  19.270     -19.270     -11.318      15.172
   10  23.013     -23.013     -15.172      19.774
   11  27.066     -27.066     -19.774      25.188
   12  31.425     -31.425     -25.188      31.473
   13  36.106     -36.106     -31.473      38.694
   14  41.053     -41.053     -38.694      46.904
   15  46.473     -46.473     -46.904      56.199
   16  51.592     -51.592     -56.199      66.517
   17  60.281     -60.281     -66.517      72.545
   18  60.717     -60.717     -72.545      84.689
   19  64.014     -64.014     -84.689      97.492
   20  65.488     -65.488     -97.492      110.59
   21  65.138     -65.138     -110.59      123.62
   22  62.963     -62.963     -123.62      136.21
   23  58.965     -58.965     -136.21      148.00
   24  53.144     -53.144     -148.00      158.63
   25  45.498     -45.498     -158.63      167.73
   26  36.028     -36.028     -167.73      174.94
   27  18.648     -18.648     -174.94      178.67
   28 -1.0518      1.0518     -178.67      178.46
   29 -23.071      23.071     -178.46      173.84
   30 -47.409      47.409     -173.84      164.36
   31 -74.067      74.067     -164.36      149.55
   32 -103.04      103.04     -149.55      128.94
   33 -124.95      124.95     -128.94      103.95
   34 -136.97      136.97     -103.95      76.553
   35 -139.28      139.28     -76.553      48.697
   36 -122.34      122.34     -48.697      24.229
   37 -86.702      86.702     -24.229      6.8882
   38 -34.440      34.440     -6.8882    -3.69617E-10
```

```
+-------------------------------------------------------------------------------------------------------------------------+
|                   PARATIEPLUS(TM)   NLS ENGINE RELEASE  2018.0    FULL VERSION  *Build date:Nov 13, 2017*              |
|                                                                                                                         |
|                                      NewProject.BaseDesignSection_28.Nominal_63                                         |
|                                  Exe Time : 4 September 2018 18:00:39                                                   |
+-------------------------------------------------------------------------------------------------------------------------+
New Project


S T R E S S   R E S U L T S   F O R   G R O U P   N O.   4

WallElement_New_20092                                          :
ELEMENT TYPE    2 NO.OF ELEMENTS. IN THIS GROUP   17
C U R R E N T   T I M E   I S      4.0000

 WALL2D ELEMENT

   EL      TA          TB          MA          MB
-----------------------------------------------------
    1 3.87355E-03-3.87355E-03 1.03776E-11 7.74710E-04
    2 1.24014E-02-1.24014E-02-7.74710E-04 3.25500E-03
    3 2.17118E-02-2.17118E-02-3.25500E-03 7.59737E-03
    4 3.18048E-02-3.18048E-02-7.59737E-03 1.39583E-02
    5 4.26800E-02-4.26800E-02-1.39583E-02 2.24943E-02
    6 5.43389E-02-5.43389E-02-2.24943E-02 3.33621E-02
    7 6.67759E-02-6.67759E-02-3.33621E-02 4.67173E-02
    8 8.00117E-02-8.00117E-02-4.67173E-02 6.27196E-02
    9 9.39694E-02-9.39694E-02-6.27196E-02 8.15135E-02
   10 0.10894    -0.10894    -8.15135E-02 0.10330
   11 0.12384    -0.12384    -0.10330     0.12807
   12 0.14268    -0.14268    -0.12807     0.15660
   13 0.15054    -0.15054    -0.15660     0.18671
   14 0.20306    -0.20306    -0.18671     0.22733
   15 9.26194E-02-9.26194E-02-0.22733     0.24585
   16 0.59408    -0.59408    -0.24585     0.36466
   17 -3.6467      3.6467    -0.36466     3.43044E-11
```

```
+-------------------------------------------------------------------------------------------------------------------------+
|                   PARATIEPLUS(TM)   NLS ENGINE RELEASE  2018.0    FULL VERSION  *Build date:Nov 13, 2017*              |
|                                                                                                                         |
|                                      NewProject.BaseDesignSection_28.Nominal_63                                         |
|                                   Exe Time : 4 September 2018 18:00:39                                                  |
+-------------------------------------------------------------------------------------------------------------------------+


     F I N A L    I N C R E M E N T A L    A N A L Y S I S

                    S U M M A R Y

     STEP                                    NO. OF ITERATIONS

        1           CONVERGENCE :YES                        0
        2           CONVERGENCE :YES                        6
        3           CONVERGENCE :YES                        3
        4           CONVERGENCE :YES                        7


 END OF PROCESS FOR PROBLEM
New Project
NONLINEAR SOLUTION CPU TIME ....    0.06 [sec]
DATABASE  CREATION CPU TIME.....    0.20 [sec]
```

Design Assumption : SLE (Rara/Frequente/Quasi Permanente) - File di Paratie - File di input (.d)

```
* PARATIE ANALYSIS FOR DESIGN SECTION:Base Design Section USING ASSUMPTION: SLE (Rara/Frequente/Quasi Permanente)
 * Time:martedì 4 settembre 2018 18:00:39
 * 1: Defining general settings
 UNIT  m kN
 TITLE New Project
 DELTA 0.2
 option param itemax 40
 option control hinges 0 0.0001 0.001

 * 2: Defining wall(s)
 WALL LeftWall_32 0 -7.5 0 1

 * 3: Defining surfaces for wall(s)
 SOIL 0_L LeftWall_32 -7.5 0 1 0
 SOIL 0_R LeftWall_32 -7.5 0 2 180

 * 4: Defining soil layers
 *
 * Soil Profile (DI1_164_167_L_0)
 *
 LDATA DI1_164_167_L_0 0 LeftWall_32
 ATREST 0.5 0.5 1
 WEIGHT 16 6 10
 PERMEABILITY 1E-05
 RESISTANCE 0 30 0 0 0
 YOUNG 3E+04 4.8E+04
 ENDL
 *
 * Soil Profile (DI2_165_168_L_0)
 *
 LDATA DI2_165_168_L_0 -5 LeftWall_32
 ATREST 0.5 0.5 1
 WEIGHT 16 6 10
 PERMEABILITY 1E-05
 RESISTANCE 1 33 0 0 0
 YOUNG 6.8E+04 1.088E+05
 ENDL

 * 5: Defining structural materials
 * Steel material: 108 Name=Fe360 E=206000200 kPa
 MATERIAL Fe360_108 2.06E+08
 * Concrete material: 104 Name=C25/30 E=31475800 kPa
 MATERIAL C2530_104 3.148E+07
 * Concrete material: 103 Name=C20/25 E=29962000 kPa
 MATERIAL C2025_103 2.996E+07

 * 6: Defining structural elements
 * 6.1: Beams and combined Wall Elements
 BEAM WallElement_33 LeftWall_32 -7.5 0 C2530_104 0.9794 00 00 0
 BEAM WallElement_New_20092 LeftWall_32 -3.3 0 C2025_103 0.2 00 00 0 slave


 * 6.2: Supports




 * 6.3: Strips

 * 7: Defining Steps
 STEP Stage1_31
 CHANGE DI1_164_167_L_0 U-FRICT=30 LeftWall_32
 CHANGE DI1_164_167_L_0 D-FRICT=30 LeftWall_32
 CHANGE DI1_164_167_L_0 U-KA=0.333 LeftWall_32
```

```
CHANGE DI1_164_167_L_0 U-KP=4.288 LeftWall_32
CHANGE DI1_164_167_L_0 D-KA=0.333 LeftWall_32
CHANGE DI1_164_167_L_0 D-KP=4.288 LeftWall_32
CHANGE DI2_165_168_L_0 U-FRICT=33 LeftWall_32
CHANGE DI2_165_168_L_0 D-FRICT=33 LeftWall_32
CHANGE DI2_165_168_L_0 U-KA=0.295 LeftWall_32
CHANGE DI2_165_168_L_0 U-KP=5.16 LeftWall_32
CHANGE DI2_165_168_L_0 D-KA=0.295 LeftWall_32
CHANGE DI2_165_168_L_0 D-KP=5.16 LeftWall_32
CHANGE DI1_164_167_L_0 U-COHE=0 LeftWall_32
CHANGE DI1_164_167_L_0 U-ADHES=0 LeftWall_32
CHANGE DI1_164_167_L_0 D-COHE=0 LeftWall_32
CHANGE DI1_164_167_L_0 D-ADHES=0 LeftWall_32
CHANGE DI2_165_168_L_0 U-COHE=1 LeftWall_32
CHANGE DI2_165_168_L_0 U-ADHES=0 LeftWall_32
CHANGE DI2_165_168_L_0 D-COHE=1 LeftWall_32
CHANGE DI2_165_168_L_0 D-ADHES=0 LeftWall_32
SETWALL LeftWall_32
GEOM 0 0
WATER -18 0 -7.5 0 0
ADD WallElement_33
ENDSTEP

STEP Stage2_19604
SETWALL LeftWall_32
GEOM 0 -3.5
WATER -18 0 -7.5 0 0
ENDSTEP

STEP Stage3_19848
SETWALL LeftWall_32
GEOM 0 -3.3
WATER -18 0 -7.5 0 0
ADD WallElement_New_20092
ENDSTEP

STEP Stage4_20681
SETWALL LeftWall_32
GEOM 0 -3.3
WATER -18 0 -7.5 0 0
ENDSTEP
```

Design Assumption : SLE (Rara/Frequente/Quasi Permanente) - File di Paratie - File di output (.out)

```
+-------------------------------------------------------------------------------------------------------------------------+
|                   PARATIEPLUS(TM)   NLS ENGINE RELEASE  2018.0    FULL VERSION  *Build date:Nov 13, 2017*               |
|                                                                                                                         |
|                          NewProject.BaseDesignSection_28.SLERaraFrequenteQuasiPermanente_1153                           |
|                                   Exe Time : 4 September 2018 18:00:40                                                  |
+-------------------------------------------------------------------------------------------------------------------------+

                    ***********************************************************
                    *                                                         *
                    *  PARATIE PLUS Non-Linear Spring Engine                  *
                    *                                                         *
                    *          AN ELASTOPLASTIC FINITE ELEMENT PROGRAM        *
                    *          FOR FLEXIBLE EARTH-RETAINING STRUCTURES        *
                    *                                                         *
                    *          Written by Ce.A.S. s.r.l. (ITALY)              *
                    *          with the scientific supervision of             *
                    *          Roberto Nova - full professor SOIL MECHANICS   *
                    *          at Politecnico di Milano (ITALY)               *
                    *                                                         *
                    ***********************************************************
                    *                                                         *
                    *  RELEASE   2018.0     *Build date:Nov 13, 2017*    *
```

```
*                                                          *
*                                                          *
*  Ce.A.S.     S.R.L   CENTRO DI ANALISI STRUTTURALE      *
*              VIALE   GIUSTINIANO 10                      *
*              20129   M I L A N O  (ITALIA)              *
*  TEL.        +39 02 2020221                              *
*                                                          *
*  email       bruno.becci@ceas.it                         *
*  Web Page    www.ceas.it     www.paratieplus.com         *
************************************************************


 JOB : NewProject.BaseDesignSection_28.SLERaraFrequenteQuasiPermanente_1153
 STARTING
ACCEPTED   <FILE,GENW                                                        >
ACCEPTED   <FILE,PLOTTER,BINARY                                              >
ACCEPTED   <SOLVE TOTAL_STRESS                                               >
ACCEPTED   <PARAM ITEMAX 40                                                  >
ACCEPTED   <CONTROL HINGES 0 0.0001 0.001                                    >


************************************************************
*                                                          *
*  WARNING : PORE PRESSURES ARE AUTOMATICALLY COMPUTED     *
*    BY THE PROGRAM.                                       *
************************************************************

PRELIMINARY OPERATIONS CPU TIME     0.01 [sec]
```

```
+-------------------------------------------------------------------------------------------------------------------------+
|                   PARATIEPLUS(TM)   NLS ENGINE RELEASE  2018.0    FULL VERSION  *Build date:Nov 13, 2017*              |
|                                                                                                                         |
|                          NewProject.BaseDesignSection_28.SLERaraFrequenteQuasiPermanente_1153                           |
|                                   Exe Time : 4 September 2018 18:00:40                                                  |
+-------------------------------------------------------------------------------------------------------------------------+


INPUT FILE HAS BEEN GENERATED BY WALGEN PROGRAM


New Project


NO. OF NODAL POINTS (NUMNP) ...................   39
NO. OF COORDINATES  (NCOORD)...................    2
NO. OF NODE DOFS    (NDOF).....................    5
NO. OF EQUATIONS    (NEQ)...................... 195
NO. OF CONSTRAINTS CARDS (NVINC)...............    0
NO. OF ELEMENT GROUPS (NEG).....................    4
NO. OF SOLUTION STEPS (NSTE)...................    4
NO. OF ELEMENT SETS ATTACHED TO SLAVE NODES ...    1 ** SLAVE DOFS HAVE BEEN ACTIVATED **
NO. OF RECORD FROM WALGEN .....................   69
NO. OF LONG NAMES (LASTNAME) ..................   18
LENGTH UNIT CHOICE ............................    3 (M   )
FORCE  UNIT CHOICE ............................    3 (KN  )
MAX PORE PRESSURE TABLE LENGTH.................    1
NO. OF ELEMENT GROUPS REQUIRING ADD. SLIP DOF .    0


IDOFA (01) =  2  Y-DISPL.F
IDOFA (02) =  4   X-ROT. F
IDOFA (03) =  8  Y-DISPL.S
IDOFA (04) = 10   X-ROT. S
IDOFA (05) = 14  Y-FORCE

 RELEVANT ITEMS UNITS

 STRESSES                  kPa
 Y-DISPLACEMENTS           m
 ROTATIONS                 RADIANS
 BEAM AND SLAB MOMENTS     kN*m/m
 BEAM SHEAR FORCES         kN/m
 ANCHOR FORCES             kN/m
 AXIAL FORCES IN TRUSSES   kN/m
 AXIAL FORCES SPRINGS      kN/m
 Y-REACTIONS               kN/m
 X-MOMENT REACTIONS        kN*m/m
 ETC.
```

```
+-----------------------------------------------------------------------------------------------------------------------+
|                  PARATIEPLUS(TM)   NLS ENGINE RELEASE  2018.0    FULL VERSION  *Build date:Nov 13, 2017*              |
|                                                                                                                       |
|                        NewProject.BaseDesignSection_28.SLERaraFrequenteQuasiPermanente_1153                           |
|                                Exe Time : 4 September 2018 18:00:40                                                   |
+-----------------------------------------------------------------------------------------------------------------------+
                  P R E P R O C E S S O R    D A T A

                  N O.  O F   C O M M A N D S    69

   1 : UNIT  m kN
   2 : TITLE New Project
   3 : DELTA 0.2
   4 : option param itemax 40
   5 : option control hinges 0 0.0001 0.001
   6 : WALL LeftWall_32 0 -7.5 0 1
   7 : SOIL 0_L LeftWall_32 -7.5 0 1 0
   8 : SOIL 0_R LeftWall_32 -7.5 0 2 180
   9 : LDATA DI1_164_167_L_0 0 LeftWall_32
  10 : ATREST 0.5 0.5 1
  11 : WEIGHT 16 6 10
  12 : PERMEABILITY 1E-05
  13 : RESISTANCE 0 30 0 0 0
  14 : YOUNG 3E+04 4.8E+04
  15 : ENDL
  16 : LDATA DI2_165_168_L_0 -5 LeftWall_32
  17 : ATREST 0.5 0.5 1
  18 : WEIGHT 16 6 10
  19 : PERMEABILITY 1E-05
  20 : RESISTANCE 1 33 0 0 0
  21 : YOUNG 6.8E+04 1.088E+05
  22 : ENDL
  23 : MATERIAL Fe360_108 2.06E+08
  24 : MATERIAL C2530_104 3.148E+07
  25 : MATERIAL C2025_103 2.996E+07
  26 : BEAM WallElement_33 LeftWall_32 -7.5 0 C2530_104 0.9794 00 00 0
  27 : BEAM WallElement_New_20092 LeftWall_32 -3.3 0 C2025_103 0.2 00 00 0 slave
  28 : STEP Stage1_31
  29 : CHANGE DI1_164_167_L_0 U-FRICT=30 LeftWall_32
  30 : CHANGE DI1_164_167_L_0 D-FRICT=30 LeftWall_32
  31 : CHANGE DI1_164_167_L_0 U-KA=0.333 LeftWall_32
  32 : CHANGE DI1_164_167_L_0 U-KP=4.288 LeftWall_32
  33 : CHANGE DI1_164_167_L_0 D-KA=0.333 LeftWall_32
  34 : CHANGE DI1_164_167_L_0 D-KP=4.288 LeftWall_32
  35 : CHANGE DI2_165_168_L_0 U-FRICT=33 LeftWall_32
  36 : CHANGE DI2_165_168_L_0 D-FRICT=33 LeftWall_32
  37 : CHANGE DI2_165_168_L_0 U-KA=0.295 LeftWall_32
  38 : CHANGE DI2_165_168_L_0 U-KP=5.16 LeftWall_32
  39 : CHANGE DI2_165_168_L_0 D-KA=0.295 LeftWall_32
  40 : CHANGE DI2_165_168_L_0 D-KP=5.16 LeftWall_32
  41 : CHANGE DI1_164_167_L_0 U-COHE=0 LeftWall_32
  42 : CHANGE DI1_164_167_L_0 U-ADHES=0 LeftWall_32
  43 : CHANGE DI1_164_167_L_0 D-COHE=0 LeftWall_32
  44 : CHANGE DI1_164_167_L_0 D-ADHES=0 LeftWall_32
  45 : CHANGE DI2_165_168_L_0 U-COHE=1 LeftWall_32
  46 : CHANGE DI2_165_168_L_0 U-ADHES=0 LeftWall_32
  47 : CHANGE DI2_165_168_L_0 D-COHE=1 LeftWall_32
  48 : CHANGE DI2_165_168_L_0 D-ADHES=0 LeftWall_32
  49 : SETWALL LeftWall_32
  50 : GEOM 0 0
  51 : WATER -18 0 -7.5 0 0
  52 : ADD WallElement_33
  53 : ENDSTEP
  54 : STEP Stage2_19604
  55 : SETWALL LeftWall_32
  56 : GEOM 0 -3.5
  57 : WATER -18 0 -7.5 0 0
  58 : ENDSTEP
  59 : STEP Stage3_19848
  60 : SETWALL LeftWall_32
  61 : GEOM 0 -3.3
```

```
62 : WATER -18 0 -7.5 0 0
63 : ADD WallElement_New_20092
64 : ENDSTEP
65 : STEP Stage4_20681
66 : SETWALL LeftWall_32
67 : GEOM 0 -3.3
68 : WATER -18 0 -7.5 0 0
69 : ENDSTEP
```

PARATIEPLUS(TM) NLS ENGINE RELEASE 2018.0 FULL VERSION *Build date:Nov 13, 2017*

NewProject.BaseDesignSection_28.SLERaraFrequenteQuasiPermanente_1153

Exe Time : 4 September 2018 18:00:40

N O D A L P O I N T D A T A

NODE	Y-COORD	Z-COORD	normal cos.
1	0.0000	0.0000	1.0000
2	0.0000	-0.20000	1.0000
3	0.0000	-0.40000	1.0000
4	0.0000	-0.60000	1.0000
5	0.0000	-0.80000	1.0000
6	0.0000	-1.0000	1.0000
7	0.0000	-1.2000	1.0000
8	0.0000	-1.4000	1.0000
9	0.0000	-1.6000	1.0000
10	0.0000	-1.8000	1.0000
11	0.0000	-2.0000	1.0000
12	0.0000	-2.2000	1.0000
13	0.0000	-2.4000	1.0000
14	0.0000	-2.6000	1.0000
15	0.0000	-2.8000	1.0000
16	0.0000	-3.0000	1.0000
17	0.0000	-3.2000	1.0000
18	0.0000	-3.3000	1.0000
19	0.0000	-3.5000	1.0000
20	0.0000	-3.7000	1.0000
21	0.0000	-3.9000	1.0000
22	0.0000	-4.1000	1.0000
23	0.0000	-4.3000	1.0000
24	0.0000	-4.5000	1.0000
25	0.0000	-4.7000	1.0000
26	0.0000	-4.9000	1.0000
27	0.0000	-5.1000	1.0000
28	0.0000	-5.3000	1.0000
29	0.0000	-5.5000	1.0000
30	0.0000	-5.7000	1.0000
31	0.0000	-5.9000	1.0000
32	0.0000	-6.1000	1.0000
33	0.0000	-6.3000	1.0000
34	0.0000	-6.5000	1.0000
35	0.0000	-6.7000	1.0000
36	0.0000	-6.9000	1.0000
37	0.0000	-7.1000	1.0000
38	0.0000	-7.3000	1.0000
39	0.0000	-7.5000	1.0000

```
+-------------------------------------------------------------------------------------------------------------------------------+
|                   PARATIEPLUS(TM)   NLS ENGINE RELEASE  2018.0    FULL VERSION  *Build date:Nov 13, 2017*                     |
|                                                                                                                               |
|                          NewProject.BaseDesignSection_28.SLERaraFrequenteQuasiPermanente_1153                                 |
|                                   Exe Time : 4 September 2018 18:00:40                                                        |
+-------------------------------------------------------------------------------------------------------------------------------+
 ELEMENT GROUP NO.  1

0_L                                                          :
   5  39   0   1   0   0   0   0   0   0   0   0   0   0   0   2   0   0   0   0
.....................................
.........2D PLASTIC SOIL ..........
.....................................

element group behaviour throughout stage analysis

stage   status
------------------
    1   active
    2   active
    3   active
    4   active

 material set no.    1

 prop( 1) angle              0.00000
 prop( 2) layer as foreseen  1.00000


 material set no.    2

 prop( 1) angle              0.00000
 prop( 2) layer as foreseen  2.00000


 element data

   el    n  mat      area     .....     .....     .....      flag
-------------------------------------------------------------------

    1    1    1   0.1000     0.000     0.000     0.000     1.000
    2    2    1   0.2000     0.000     0.000     0.000     1.000
    3    3    1   0.2000     0.000     0.000     0.000     1.000
    4    4    1   0.2000     0.000     0.000     0.000     1.000
    5    5    1   0.2000     0.000     0.000     0.000     1.000
    6    6    1   0.2000     0.000     0.000     0.000     1.000
    7    7    1   0.2000     0.000     0.000     0.000     1.000
    8    8    1   0.2000     0.000     0.000     0.000     1.000
    9    9    1   0.2000     0.000     0.000     0.000     1.000
   10   10    1   0.2000     0.000     0.000     0.000     1.000
   11   11    1   0.2000     0.000     0.000     0.000     1.000
   12   12    1   0.2000     0.000     0.000     0.000     1.000
   13   13    1   0.2000     0.000     0.000     0.000     1.000
   14   14    1   0.2000     0.000     0.000     0.000     1.000
   15   15    1   0.2000     0.000     0.000     0.000     1.000
   16   16    1   0.2000     0.000     0.000     0.000     1.000
   17   17    1   0.1500     0.000     0.000     0.000     1.000
   18   18    1   0.1500     0.000     0.000     0.000     1.000
   19   19    1   0.2000     0.000     0.000     0.000     1.000
   20   20    1   0.2000     0.000     0.000     0.000     1.000
   21   21    1   0.2000     0.000     0.000     0.000     1.000
   22   22    1   0.2000     0.000     0.000     0.000     1.000
   23   23    1   0.2000     0.000     0.000     0.000     1.000
   24   24    1   0.2000     0.000     0.000     0.000     1.000
   25   25    1   0.2000     0.000     0.000     0.000     1.000
   26   26    1   0.2000     0.000     0.000     0.000     1.000
   27   27    2   0.2000     0.000     0.000     0.000     1.000
   28   28    2   0.2000     0.000     0.000     0.000     1.000
   29   29    2   0.2000     0.000     0.000     0.000     1.000
   30   30    2   0.2000     0.000     0.000     0.000     1.000
   31   31    2   0.2000     0.000     0.000     0.000     1.000
```

32	32	2	0.2000	0.000	0.000	0.000	1.000
33	33	2	0.2000	0.000	0.000	0.000	1.000
34	34	2	0.2000	0.000	0.000	0.000	1.000
35	35	2	0.2000	0.000	0.000	0.000	1.000
36	36	2	0.2000	0.000	0.000	0.000	1.000
37	37	2	0.2000	0.000	0.000	0.000	1.000
38	38	2	0.2000	0.000	0.000	0.000	1.000
39	39	2	0.1000	0.000	0.000	0.000	1.000

```
+-------------------------------------------------------------------------------------------------------------------------------+
|                   PARATIEPLUS(TM)   NLS ENGINE RELEASE  2018.0    FULL VERSION  *Build date:Nov 13, 2017*                    |
|                                                                                                                               |
|                          NewProject.BaseDesignSection_28.SLERaraFrequenteQuasiPermanente_1153                                 |
|                                   Exe Time : 4 September 2018 18:00:40                                                        |
+-------------------------------------------------------------------------------------------------------------------------------+
 ELEMENT GROUP NO.  2

0_R                                                    :
   5  39   0   1   0   0   0   0   0   0   0   0   0   0   0   2   0   0   0   0
.....................................
.........2D PLASTIC SOIL ..........
.....................................

element group behaviour throughout stage analysis

stage   status
------------------
    1   active
    2   active
    3   active
    4   active

 material set no.    1

 prop( 1) angle              180.000
 prop( 2) layer as foreseen  1.00000


 material set no.    2

 prop( 1) angle              180.000
 prop( 2) layer as foreseen  2.00000


 element data

   el    n  mat      area      .....     .....     .....      flag
-------------------------------------------------------------------

    1    1    1   0.1000     0.000     0.000     0.000     2.000
    2    2    1   0.2000     0.000     0.000     0.000     2.000
    3    3    1   0.2000     0.000     0.000     0.000     2.000
    4    4    1   0.2000     0.000     0.000     0.000     2.000
    5    5    1   0.2000     0.000     0.000     0.000     2.000
    6    6    1   0.2000     0.000     0.000     0.000     2.000
    7    7    1   0.2000     0.000     0.000     0.000     2.000
    8    8    1   0.2000     0.000     0.000     0.000     2.000
    9    9    1   0.2000     0.000     0.000     0.000     2.000
   10   10    1   0.2000     0.000     0.000     0.000     2.000
   11   11    1   0.2000     0.000     0.000     0.000     2.000
   12   12    1   0.2000     0.000     0.000     0.000     2.000
   13   13    1   0.2000     0.000     0.000     0.000     2.000
   14   14    1   0.2000     0.000     0.000     0.000     2.000
   15   15    1   0.2000     0.000     0.000     0.000     2.000
   16   16    1   0.2000     0.000     0.000     0.000     2.000
   17   17    1   0.1500     0.000     0.000     0.000     2.000
   18   18    1   0.1500     0.000     0.000     0.000     2.000
   19   19    1   0.2000     0.000     0.000     0.000     2.000
   20   20    1   0.2000     0.000     0.000     0.000     2.000
   21   21    1   0.2000     0.000     0.000     0.000     2.000
   22   22    1   0.2000     0.000     0.000     0.000     2.000
   23   23    1   0.2000     0.000     0.000     0.000     2.000
   24   24    1   0.2000     0.000     0.000     0.000     2.000
   25   25    1   0.2000     0.000     0.000     0.000     2.000
   26   26    1   0.2000     0.000     0.000     0.000     2.000
   27   27    2   0.2000     0.000     0.000     0.000     2.000
   28   28    2   0.2000     0.000     0.000     0.000     2.000
   29   29    2   0.2000     0.000     0.000     0.000     2.000
   30   30    2   0.2000     0.000     0.000     0.000     2.000
   31   31    2   0.2000     0.000     0.000     0.000     2.000
```

32	32	2	0.2000	0.000	0.000	0.000	2.000
33	33	2	0.2000	0.000	0.000	0.000	2.000
34	34	2	0.2000	0.000	0.000	0.000	2.000
35	35	2	0.2000	0.000	0.000	0.000	2.000
36	36	2	0.2000	0.000	0.000	0.000	2.000
37	37	2	0.2000	0.000	0.000	0.000	2.000
38	38	2	0.2000	0.000	0.000	0.000	2.000
39	39	2	0.1000	0.000	0.000	0.000	2.000

```
+-------------------------------------------------------------------------------------------------------------------------------+
|                   PARATIEPLUS(TM)   NLS ENGINE RELEASE  2018.0    FULL VERSION  *Build date:Nov 13, 2017*                     |
|                                                                                                                               |
|                          NewProject.BaseDesignSection_28.SLERaraFrequenteQuasiPermanente_1153                                 |
|                                   Exe Time : 4 September 2018 18:00:40                                                        |
+-------------------------------------------------------------------------------------------------------------------------------+
 ELEMENT GROUP NO.  3

WallElement_33                                          :
   2  38   0   1   0   0   0   0   0   0   0   0   0   0   0   1   0   0   1   0
.....................................
.........2D WALL ELEMENT...........
.....................................

element group behaviour throughout stage analysis

stage   status
------------------
    1   active
    2   active
    3   active
    4   active

 material set no.    1

 prop( 1) young modulus      0.314800E+08
 prop( 2) modification  time  0.00000
 prop( 3) new young modulus   0.00000
 prop( 4) poisson ratio       0.00000
 prop( 5) future ............0.224200E-43

 no. of step variable items:     1
 step  inertia multipier
-------------------------
    1   1.000
    2   1.000
    3   1.000
    4   1.000

 element data

   el   na   nb  mat      erc1      erc2     thick      by-i      by-j
-------------------------------------------------------------

    1    1    2    1    0.000     0.000    0.9794     0.000     0.000
    2    2    3    1    0.000     0.000    0.9794     0.000     0.000
    3    3    4    1    0.000     0.000    0.9794     0.000     0.000
    4    4    5    1    0.000     0.000    0.9794     0.000     0.000
    5    5    6    1    0.000     0.000    0.9794     0.000     0.000
    6    6    7    1    0.000     0.000    0.9794     0.000     0.000
    7    7    8    1    0.000     0.000    0.9794     0.000     0.000
    8    8    9    1    0.000     0.000    0.9794     0.000     0.000
    9    9   10    1    0.000     0.000    0.9794     0.000     0.000
   10   10   11    1    0.000     0.000    0.9794     0.000     0.000
   11   11   12    1    0.000     0.000    0.9794     0.000     0.000
   12   12   13    1    0.000     0.000    0.9794     0.000     0.000
   13   13   14    1    0.000     0.000    0.9794     0.000     0.000
   14   14   15    1    0.000     0.000    0.9794     0.000     0.000
   15   15   16    1    0.000     0.000    0.9794     0.000     0.000
   16   16   17    1    0.000     0.000    0.9794     0.000     0.000
   17   17   18    1    0.000     0.000    0.9794     0.000     0.000
   18   18   19    1    0.000     0.000    0.9794     0.000     0.000
   19   19   20    1    0.000     0.000    0.9794     0.000     0.000
   20   20   21    1    0.000     0.000    0.9794     0.000     0.000
   21   21   22    1    0.000     0.000    0.9794     0.000     0.000
   22   22   23    1    0.000     0.000    0.9794     0.000     0.000
   23   23   24    1    0.000     0.000    0.9794     0.000     0.000
   24   24   25    1    0.000     0.000    0.9794     0.000     0.000
   25   25   26    1    0.000     0.000    0.9794     0.000     0.000
   26   26   27    1    0.000     0.000    0.9794     0.000     0.000
   27   27   28    1    0.000     0.000    0.9794     0.000     0.000
```

28	28	29	1	0.000	0.000	0.9794	0.000	0.000
29	29	30	1	0.000	0.000	0.9794	0.000	0.000
30	30	31	1	0.000	0.000	0.9794	0.000	0.000
31	31	32	1	0.000	0.000	0.9794	0.000	0.000
32	32	33	1	0.000	0.000	0.9794	0.000	0.000
33	33	34	1	0.000	0.000	0.9794	0.000	0.000
34	34	35	1	0.000	0.000	0.9794	0.000	0.000
35	35	36	1	0.000	0.000	0.9794	0.000	0.000
36	36	37	1	0.000	0.000	0.9794	0.000	0.000
37	37	38	1	0.000	0.000	0.9794	0.000	0.000
38	38	39	1	0.000	0.000	0.9794	0.000	0.000

```
+-------------------------------------------------------------------------------------------------------------------------------+
|                   PARATIEPLUS(TM)   NLS ENGINE RELEASE  2018.0    FULL VERSION  *Build date:Nov 13, 2017*                    |
|                                                                                                                               |
|                          NewProject.BaseDesignSection_28.SLERaraFrequenteQuasiPermanente_1153                                 |
|                                   Exe Time : 4 September 2018 18:00:40                                                        |
+-------------------------------------------------------------------------------------------------------------------------------+
 ELEMENT GROUP NO.  4

WallElement_New_20092                                          :
   2  17   0   1   0   1   0   0   0   0   0   0   0   0   0   1   0   0   1   0
.....................................
.........2D WALL ELEMENT...........
.....................................
** REMARK: ELEMENTS IN THIS GROUP ARE CONNECTED TO SLAVE D.O.F.s **


element group behaviour throughout stage analysis

stage   status
-------------------
    1  inactive
    2  inactive
    3   active
    4   active

 material set no.    1

 prop( 1) young modulus      0.299600E+08
 prop( 2) modification  time  0.00000
 prop( 3) new young modulus   0.00000
 prop( 4) poisson ratio       0.00000
 prop( 5) future ............ 0.00000

 no. of step variable items:     1
 step  inertia multipier
--------------------------
    1   1.000
    2   1.000
    3   1.000
    4   1.000

 element data

   el   na   nb  mat      erc1      erc2     thick      by-i      by-j
-------------------------------------------------------------

    1    1    2    1    0.000     0.000    0.2000     0.000     0.000
    2    2    3    1    0.000     0.000    0.2000     0.000     0.000
    3    3    4    1    0.000     0.000    0.2000     0.000     0.000
    4    4    5    1    0.000     0.000    0.2000     0.000     0.000
    5    5    6    1    0.000     0.000    0.2000     0.000     0.000
    6    6    7    1    0.000     0.000    0.2000     0.000     0.000
    7    7    8    1    0.000     0.000    0.2000     0.000     0.000
    8    8    9    1    0.000     0.000    0.2000     0.000     0.000
    9    9   10    1    0.000     0.000    0.2000     0.000     0.000
   10   10   11    1    0.000     0.000    0.2000     0.000     0.000
   11   11   12    1    0.000     0.000    0.2000     0.000     0.000
   12   12   13    1    0.000     0.000    0.2000     0.000     0.000
   13   13   14    1    0.000     0.000    0.2000     0.000     0.000
   14   14   15    1    0.000     0.000    0.2000     0.000     0.000
   15   15   16    1    0.000     0.000    0.2000     0.000     0.000
   16   16   17    1    0.000     0.000    0.2000     0.000     0.000
   17   17   18    1    0.000     0.000    0.2000     0.000     0.000
```

```
+-------------------------------------------------------------------------------------------------------------------------+
|                   PARATIEPLUS(TM)   NLS ENGINE RELEASE  2018.0    FULL VERSION  *Build date:Nov 13, 2017*              |
|                                                                                                                         |
|                          NewProject.BaseDesignSection_28.SLERaraFrequenteQuasiPermanente_1153                           |
|                                   Exe Time : 4 September 2018 18:00:40                                                  |
+-------------------------------------------------------------------------------------------------------------------------+


NO. OF NODAL LOADS  (NLOAD) ...................    0
NO. OF LOAD CURVES  (NLCUR) ...................    8
MAXIMUM POINTS/LCURVE (NPTM)...................    5
```

```
+-------------------------------------------------------------------------------------------------------------------------+
|                  PARATIEPLUS(TM)   NLS ENGINE RELEASE  2018.0    FULL VERSION  *Build date:Nov 13, 2017*              |
|                                                                                                                         |
|                          NewProject.BaseDesignSection_28.SLERaraFrequenteQuasiPermanente_1153                           |
|                                   Exe Time : 4 September 2018 18:00:40                                                  |
+-------------------------------------------------------------------------------------------------------------------------+
L O A D     D A T A


    LOAD FUNCTION NUMBER   =    1
    NUMBER OF TIME POINTS  =    5

    TIME VALUE      FUNCTION

       0.00000    0.0000E+00
       0.80000    0.0000E+00
       1.00000    0.1000E+01
       1.20000    0.0000E+00
       5.00000    0.0000E+00


    LOAD FUNCTION NUMBER   =    2
    NUMBER OF TIME POINTS  =    5

    TIME VALUE      FUNCTION

       0.00000    0.0000E+00
       1.80000    0.0000E+00
       2.00000    0.1000E+01
       2.20000    0.0000E+00
       5.00000    0.0000E+00


    LOAD FUNCTION NUMBER   =    3
    NUMBER OF TIME POINTS  =    5

    TIME VALUE      FUNCTION

       0.00000    0.0000E+00
       2.80000    0.0000E+00
       3.00000    0.1000E+01
       3.20000    0.0000E+00
       5.00000    0.0000E+00


    LOAD FUNCTION NUMBER   =    4
    NUMBER OF TIME POINTS  =    5

    TIME VALUE      FUNCTION

       0.00000    0.0000E+00
       3.80000    0.0000E+00
       4.00000    0.1000E+01
       4.20000    0.0000E+00
       5.00000    0.0000E+00


    LOAD FUNCTION NUMBER   =    5
    NUMBER OF TIME POINTS  =    4

    TIME VALUE      FUNCTION

       0.00000    0.0000E+00
       0.80000    0.0000E+00
       1.00000    0.1000E+01
       5.00000    0.1000E+01
```

```
 LOAD FUNCTION NUMBER   =    6
 NUMBER OF TIME POINTS  =    4

 TIME VALUE      FUNCTION

    0.00000    0.0000E+00
    1.80000    0.0000E+00
    2.00000    0.1000E+01
    5.00000    0.1000E+01


 LOAD FUNCTION NUMBER   =    7
 NUMBER OF TIME POINTS  =    4

 TIME VALUE      FUNCTION

    0.00000    0.0000E+00
    2.80000    0.0000E+00
    3.00000    0.1000E+01
    5.00000    0.1000E+01


 LOAD FUNCTION NUMBER   =    8
 NUMBER OF TIME POINTS  =    4

 TIME VALUE      FUNCTION

    0.00000    0.0000E+00
    3.80000    0.0000E+00
    4.00000    0.1000E+01
    5.00000    0.1000E+01


NO. OF DISTRIBUTED LOAD CARDS     0
```

```
+-------------------------------------------------------------------------------------------------------------------------+
|                   PARATIEPLUS(TM)   NLS ENGINE RELEASE  2018.0    FULL VERSION  *Build date:Nov 13, 2017*               |
|                                                                                                                         |
|                          NewProject.BaseDesignSection_28.SLERaraFrequenteQuasiPermanente_1153                           |
|                                   Exe Time : 4 September 2018 18:00:40                                                  |
+-------------------------------------------------------------------------------------------------------------------------+
L O A D     B A L A N C E

STEP     1 TOTAL APPLIED LOAD IN DIR.  2  Y-DISPL.F       0.0000000
STEP     1 TOTAL APPLIED LOAD IN DIR.  4   X-ROT. F       0.0000000
STEP     1 TOTAL APPLIED LOAD IN DIR.  8  Y-DISPL.S       0.0000000
STEP     1 TOTAL APPLIED LOAD IN DIR. 10   X-ROT. S       0.0000000
STEP     1 TOTAL APPLIED LOAD IN DIR. 14  Y-FORCE         0.0000000

STEP     2 TOTAL APPLIED LOAD IN DIR.  2  Y-DISPL.F       0.0000000
STEP     2 TOTAL APPLIED LOAD IN DIR.  4   X-ROT. F       0.0000000
STEP     2 TOTAL APPLIED LOAD IN DIR.  8  Y-DISPL.S       0.0000000
STEP     2 TOTAL APPLIED LOAD IN DIR. 10   X-ROT. S       0.0000000
STEP     2 TOTAL APPLIED LOAD IN DIR. 14  Y-FORCE         0.0000000

STEP     3 TOTAL APPLIED LOAD IN DIR.  2  Y-DISPL.F       0.0000000
STEP     3 TOTAL APPLIED LOAD IN DIR.  4   X-ROT. F       0.0000000
STEP     3 TOTAL APPLIED LOAD IN DIR.  8  Y-DISPL.S       0.0000000
STEP     3 TOTAL APPLIED LOAD IN DIR. 10   X-ROT. S       0.0000000
STEP     3 TOTAL APPLIED LOAD IN DIR. 14  Y-FORCE         0.0000000

STEP     4 TOTAL APPLIED LOAD IN DIR.  2  Y-DISPL.F       0.0000000
STEP     4 TOTAL APPLIED LOAD IN DIR.  4   X-ROT. F       0.0000000
STEP     4 TOTAL APPLIED LOAD IN DIR.  8  Y-DISPL.S       0.0000000
STEP     4 TOTAL APPLIED LOAD IN DIR. 10   X-ROT. S       0.0000000
STEP     4 TOTAL APPLIED LOAD IN DIR. 14  Y-FORCE         0.0000000


                    LOAD INPUT SECTION COMPLETED
```

```
+-------------------------------------------------------------------------------------------------------------------------+
|                   PARATIEPLUS(TM)   NLS ENGINE RELEASE  2018.0    FULL VERSION  *Build date:Nov 13, 2017*              |
|                                                                                                                         |
|                          NewProject.BaseDesignSection_28.SLERaraFrequenteQuasiPermanente_1153                           |
|                                   Exe Time : 4 September 2018 18:00:40                                                  |
+-------------------------------------------------------------------------------------------------------------------------+


NO. OF LAYERS ..............................    2
NO. OF DATA PER LAYER.......................  100
```

```
+-------------------------------------------------------------------------------------------------------------------------+
|                   PARATIEPLUS(TM)   NLS ENGINE RELEASE  2018.0    FULL VERSION  *Build date:Nov 13, 2017*              |
|                                                                                                                         |
|                          NewProject.BaseDesignSection_28.SLERaraFrequenteQuasiPermanente_1153                           |
|                                   Exe Time : 4 September 2018 18:00:40                                                  |
+-------------------------------------------------------------------------------------------------------------------------+

LAYER DESCRIPTORS FOR STEP NO.    1


 NON ZERO LAYER DESCRIPTORS FOR LAYER NO.    1 FOR STEP NO.    1

ITEM NO.   1<NAME    >=  12.000     (BOTH WALLS)
ITEM NO.   2<NATURE  >=  1.0000     (BOTH WALLS)
ITEM NO.   3<LEVEL   >=  0.0000     (BOTH WALLS)
ITEM NO.   4<WALL    >=  1.0000     (BOTH WALLS)
ITEM NO.   5<GAMMAD  >=  16.000     (BOTH WALLS)
ITEM NO.   6<GAMMAB  >=  6.0000     (BOTH WALLS)
ITEM NO.   7<GAMMAW  >=  10.000     (BOTH WALLS)
ITEM NO.   9<U-FRICT >=  30.000     (BOTH WALLS)
ITEM NO.  10<U-KA    >= 0.33300     WALL NO.        1
ITEM NO.  11<U-KP    >=  4.2880     WALL NO.        1
ITEM NO.  12<K0-NC   >= 0.50000     (BOTH WALLS)
ITEM NO.  13<NEXP    >= 0.50000     (BOTH WALLS)
ITEM NO.  14<OCR     >=  1.0000     (BOTH WALLS)
ITEM NO.  16<MODEL   >=  1.0000     (BOTH WALLS)
ITEM NO.  17<EVC     >=  30000.     (BOTH WALLS)
ITEM NO.  18<EUR     >=  48000.     (BOTH WALLS)
ITEM NO.  27<U-PERM  >= 0.10000E-04 (BOTH WALLS)
ITEM NO.  52<D-NATURE>=  1.0000     (BOTH WALLS)
ITEM NO.  53<D-LEVEL >=  0.0000     (BOTH WALLS)
ITEM NO.  59<D-FRICT >=  30.000     (BOTH WALLS)
ITEM NO.  60<D-KA    >= 0.33300     WALL NO.        1
ITEM NO.  61<D-KP    >=  4.2880     WALL NO.        1
ITEM NO.  77<D-PERM  >= 0.10000E-04 (BOTH WALLS)

 NON ZERO LAYER DESCRIPTORS FOR LAYER NO.    2 FOR STEP NO.    1

ITEM NO.   1<NAME    >=  13.000     (BOTH WALLS)
ITEM NO.   2<NATURE  >=  1.0000     (BOTH WALLS)
ITEM NO.   3<LEVEL   >= -5.0000     (BOTH WALLS)
ITEM NO.   4<WALL    >=  1.0000     (BOTH WALLS)
ITEM NO.   5<GAMMAD  >=  16.000     (BOTH WALLS)
ITEM NO.   6<GAMMAB  >=  6.0000     (BOTH WALLS)
ITEM NO.   7<GAMMAW  >=  10.000     (BOTH WALLS)
ITEM NO.   8<U-COHE  >=  1.0000     (BOTH WALLS)
ITEM NO.   9<U-FRICT >=  33.000     (BOTH WALLS)
ITEM NO.  10<U-KA    >= 0.29500     WALL NO.        1
ITEM NO.  11<U-KP    >=  5.1600     WALL NO.        1
ITEM NO.  12<K0-NC   >= 0.50000     (BOTH WALLS)
ITEM NO.  13<NEXP    >= 0.50000     (BOTH WALLS)
ITEM NO.  14<OCR     >=  1.0000     (BOTH WALLS)
ITEM NO.  16<MODEL   >=  1.0000     (BOTH WALLS)
ITEM NO.  17<EVC     >=  68000.     (BOTH WALLS)
ITEM NO.  18<EUR     >= 0.10880E+06 (BOTH WALLS)
ITEM NO.  27<U-PERM  >= 0.10000E-04 (BOTH WALLS)
ITEM NO.  52<D-NATURE>=  1.0000     (BOTH WALLS)
ITEM NO.  53<D-LEVEL >=  0.0000     (BOTH WALLS)
ITEM NO.  58<D-COHE  >=  1.0000     (BOTH WALLS)
ITEM NO.  59<D-FRICT >=  33.000     (BOTH WALLS)
ITEM NO.  60<D-KA    >= 0.29500     WALL NO.        1
ITEM NO.  61<D-KP    >=  5.1600     WALL NO.        1
ITEM NO.  77<D-PERM  >= 0.10000E-04 (BOTH WALLS)

LAYER DESCRIPTORS FOR STEP NO.    2


 NON ZERO LAYER DESCRIPTORS FOR LAYER NO.    1 FOR STEP NO.    2

ITEM NO.   1<NAME    >=  12.000     (BOTH WALLS)
ITEM NO.   2<NATURE  >=  1.0000     (BOTH WALLS)
```

```
ITEM NO.   3<LEVEL   >=  0.0000     (BOTH WALLS)
ITEM NO.   4<WALL    >=  1.0000     (BOTH WALLS)
ITEM NO.   5<GAMMAD  >=  16.000     (BOTH WALLS)
ITEM NO.   6<GAMMAB  >=  6.0000     (BOTH WALLS)
ITEM NO.   7<GAMMAW  >=  10.000     (BOTH WALLS)
ITEM NO.   9<U-FRICT >=  30.000     (BOTH WALLS)
ITEM NO.  10<U-KA    >= 0.33300     WALL NO.        1
ITEM NO.  11<U-KP    >=  4.2880     WALL NO.        1
ITEM NO.  12<K0-NC   >= 0.50000     (BOTH WALLS)
ITEM NO.  13<NEXP    >= 0.50000     (BOTH WALLS)
ITEM NO.  14<OCR     >=  1.0000     (BOTH WALLS)
ITEM NO.  16<MODEL   >=  1.0000     (BOTH WALLS)
ITEM NO.  17<EVC     >=  30000.     (BOTH WALLS)
ITEM NO.  18<EUR     >=  48000.     (BOTH WALLS)
ITEM NO.  27<U-PERM  >= 0.10000E-04 (BOTH WALLS)
ITEM NO.  52<D-NATURE>=  1.0000     (BOTH WALLS)
ITEM NO.  53<D-LEVEL >=  0.0000     (BOTH WALLS)
ITEM NO.  59<D-FRICT >=  30.000     (BOTH WALLS)
ITEM NO.  60<D-KA    >= 0.33300     WALL NO.        1
ITEM NO.  61<D-KP    >=  4.2880     WALL NO.        1
ITEM NO.  77<D-PERM  >= 0.10000E-04 (BOTH WALLS)

 NON ZERO LAYER DESCRIPTORS FOR LAYER NO.    2 FOR STEP NO.    2

ITEM NO.   1<NAME    >=  13.000     (BOTH WALLS)
ITEM NO.   2<NATURE  >=  1.0000     (BOTH WALLS)
ITEM NO.   3<LEVEL   >= -5.0000     (BOTH WALLS)
ITEM NO.   4<WALL    >=  1.0000     (BOTH WALLS)
ITEM NO.   5<GAMMAD  >=  16.000     (BOTH WALLS)
ITEM NO.   6<GAMMAB  >=  6.0000     (BOTH WALLS)
ITEM NO.   7<GAMMAW  >=  10.000     (BOTH WALLS)
ITEM NO.   8<U-COHE  >=  1.0000     (BOTH WALLS)
ITEM NO.   9<U-FRICT >=  33.000     (BOTH WALLS)
ITEM NO.  10<U-KA    >= 0.29500     WALL NO.        1
ITEM NO.  11<U-KP    >=  5.1600     WALL NO.        1
ITEM NO.  12<K0-NC   >= 0.50000     (BOTH WALLS)
ITEM NO.  13<NEXP    >= 0.50000     (BOTH WALLS)
ITEM NO.  14<OCR     >=  1.0000     (BOTH WALLS)
ITEM NO.  16<MODEL   >=  1.0000     (BOTH WALLS)
ITEM NO.  17<EVC     >=  68000.     (BOTH WALLS)
ITEM NO.  18<EUR     >= 0.10880E+06 (BOTH WALLS)
ITEM NO.  27<U-PERM  >= 0.10000E-04 (BOTH WALLS)
ITEM NO.  52<D-NATURE>=  1.0000     (BOTH WALLS)
ITEM NO.  53<D-LEVEL >=  0.0000     (BOTH WALLS)
ITEM NO.  58<D-COHE  >=  1.0000     (BOTH WALLS)
ITEM NO.  59<D-FRICT >=  33.000     (BOTH WALLS)
ITEM NO.  60<D-KA    >= 0.29500     WALL NO.        1
ITEM NO.  61<D-KP    >=  5.1600     WALL NO.        1
ITEM NO.  77<D-PERM  >= 0.10000E-04 (BOTH WALLS)

LAYER DESCRIPTORS FOR STEP NO.    3

 NON ZERO LAYER DESCRIPTORS FOR LAYER NO.    1 FOR STEP NO.    3

ITEM NO.   1<NAME    >=  12.000     (BOTH WALLS)
ITEM NO.   2<NATURE  >=  1.0000     (BOTH WALLS)
ITEM NO.   3<LEVEL   >=  0.0000     (BOTH WALLS)
ITEM NO.   4<WALL    >=  1.0000     (BOTH WALLS)
ITEM NO.   5<GAMMAD  >=  16.000     (BOTH WALLS)
ITEM NO.   6<GAMMAB  >=  6.0000     (BOTH WALLS)
ITEM NO.   7<GAMMAW  >=  10.000     (BOTH WALLS)
ITEM NO.   9<U-FRICT >=  30.000     (BOTH WALLS)
ITEM NO.  10<U-KA    >= 0.33300     WALL NO.        1
ITEM NO.  11<U-KP    >=  4.2880     WALL NO.        1
ITEM NO.  12<K0-NC   >= 0.50000     (BOTH WALLS)
ITEM NO.  13<NEXP    >= 0.50000     (BOTH WALLS)
ITEM NO.  14<OCR     >=  1.0000     (BOTH WALLS)
ITEM NO.  16<MODEL   >=  1.0000     (BOTH WALLS)
ITEM NO.  17<EVC     >=  30000.     (BOTH WALLS)
ITEM NO.  18<EUR     >=  48000.     (BOTH WALLS)
ITEM NO.  27<U-PERM  >= 0.10000E-04 (BOTH WALLS)
ITEM NO.  52<D-NATURE>=  1.0000     (BOTH WALLS)
ITEM NO.  53<D-LEVEL >=  0.0000     (BOTH WALLS)
```

```
ITEM NO.  59<D-FRICT >=  30.000     (BOTH WALLS)
ITEM NO.  60<D-KA    >= 0.33300     WALL NO.        1
ITEM NO.  61<D-KP    >=  4.2880     WALL NO.        1
ITEM NO.  77<D-PERM  >= 0.10000E-04 (BOTH WALLS)

 NON ZERO LAYER DESCRIPTORS FOR LAYER NO.    2 FOR STEP NO.    3

ITEM NO.   1<NAME    >=  13.000     (BOTH WALLS)
ITEM NO.   2<NATURE  >=  1.0000     (BOTH WALLS)
ITEM NO.   3<LEVEL   >= -5.0000     (BOTH WALLS)
ITEM NO.   4<WALL    >=  1.0000     (BOTH WALLS)
ITEM NO.   5<GAMMAD  >=  16.000     (BOTH WALLS)
ITEM NO.   6<GAMMAB  >=  6.0000     (BOTH WALLS)
ITEM NO.   7<GAMMAW  >=  10.000     (BOTH WALLS)
ITEM NO.   8<U-COHE  >=  1.0000     (BOTH WALLS)
ITEM NO.   9<U-FRICT >=  33.000     (BOTH WALLS)
ITEM NO.  10<U-KA    >= 0.29500     WALL NO.        1
ITEM NO.  11<U-KP    >=  5.1600     WALL NO.        1
ITEM NO.  12<K0-NC   >= 0.50000     (BOTH WALLS)
ITEM NO.  13<NEXP    >= 0.50000     (BOTH WALLS)
ITEM NO.  14<OCR     >=  1.0000     (BOTH WALLS)
ITEM NO.  16<MODEL   >=  1.0000     (BOTH WALLS)
ITEM NO.  17<EVC     >=  68000.     (BOTH WALLS)
ITEM NO.  18<EUR     >= 0.10880E+06 (BOTH WALLS)
ITEM NO.  27<U-PERM  >= 0.10000E-04 (BOTH WALLS)
ITEM NO.  52<D-NATURE>=  1.0000     (BOTH WALLS)
ITEM NO.  53<D-LEVEL >=  0.0000     (BOTH WALLS)
ITEM NO.  58<D-COHE  >=  1.0000     (BOTH WALLS)
ITEM NO.  59<D-FRICT >=  33.000     (BOTH WALLS)
ITEM NO.  60<D-KA    >= 0.29500     WALL NO.        1
ITEM NO.  61<D-KP    >=  5.1600     WALL NO.        1
ITEM NO.  77<D-PERM  >= 0.10000E-04 (BOTH WALLS)

LAYER DESCRIPTORS FOR STEP NO.    4


 NON ZERO LAYER DESCRIPTORS FOR LAYER NO.    1 FOR STEP NO.    4

ITEM NO.   1<NAME    >=  12.000     (BOTH WALLS)
ITEM NO.   2<NATURE  >=  1.0000     (BOTH WALLS)
ITEM NO.   3<LEVEL   >=  0.0000     (BOTH WALLS)
ITEM NO.   4<WALL    >=  1.0000     (BOTH WALLS)
ITEM NO.   5<GAMMAD  >=  16.000     (BOTH WALLS)
ITEM NO.   6<GAMMAB  >=  6.0000     (BOTH WALLS)
ITEM NO.   7<GAMMAW  >=  10.000     (BOTH WALLS)
ITEM NO.   9<U-FRICT >=  30.000     (BOTH WALLS)
ITEM NO.  10<U-KA    >= 0.33300     WALL NO.        1
ITEM NO.  11<U-KP    >=  4.2880     WALL NO.        1
ITEM NO.  12<K0-NC   >= 0.50000     (BOTH WALLS)
ITEM NO.  13<NEXP    >= 0.50000     (BOTH WALLS)
ITEM NO.  14<OCR     >=  1.0000     (BOTH WALLS)
ITEM NO.  16<MODEL   >=  1.0000     (BOTH WALLS)
ITEM NO.  17<EVC     >=  30000.     (BOTH WALLS)
ITEM NO.  18<EUR     >=  48000.     (BOTH WALLS)
ITEM NO.  27<U-PERM  >= 0.10000E-04 (BOTH WALLS)
ITEM NO.  52<D-NATURE>=  1.0000     (BOTH WALLS)
ITEM NO.  53<D-LEVEL >=  0.0000     (BOTH WALLS)
ITEM NO.  59<D-FRICT >=  30.000     (BOTH WALLS)
ITEM NO.  60<D-KA    >= 0.33300     WALL NO.        1
ITEM NO.  61<D-KP    >=  4.2880     WALL NO.        1
ITEM NO.  77<D-PERM  >= 0.10000E-04 (BOTH WALLS)

 NON ZERO LAYER DESCRIPTORS FOR LAYER NO.    2 FOR STEP NO.    4

ITEM NO.   1<NAME    >=  13.000     (BOTH WALLS)
ITEM NO.   2<NATURE  >=  1.0000     (BOTH WALLS)
ITEM NO.   3<LEVEL   >= -5.0000     (BOTH WALLS)
ITEM NO.   4<WALL    >=  1.0000     (BOTH WALLS)
ITEM NO.   5<GAMMAD  >=  16.000     (BOTH WALLS)
ITEM NO.   6<GAMMAB  >=  6.0000     (BOTH WALLS)
ITEM NO.   7<GAMMAW  >=  10.000     (BOTH WALLS)
ITEM NO.   8<U-COHE  >=  1.0000     (BOTH WALLS)
ITEM NO.   9<U-FRICT >=  33.000     (BOTH WALLS)
ITEM NO.  10<U-KA    >= 0.29500     WALL NO.        1
```

```
ITEM NO.  11<U-KP    >=  5.1600     WALL NO.        1
ITEM NO.  12<K0-NC   >= 0.50000     (BOTH WALLS)
ITEM NO.  13<NEXP    >= 0.50000     (BOTH WALLS)
ITEM NO.  14<OCR     >=  1.0000     (BOTH WALLS)
ITEM NO.  16<MODEL   >=  1.0000     (BOTH WALLS)
ITEM NO.  17<EVC     >=  68000.     (BOTH WALLS)
ITEM NO.  18<EUR     >= 0.10880E+06 (BOTH WALLS)
ITEM NO.  27<U-PERM  >= 0.10000E-04 (BOTH WALLS)
ITEM NO.  52<D-NATURE>=  1.0000     (BOTH WALLS)
ITEM NO.  53<D-LEVEL >=  0.0000     (BOTH WALLS)
ITEM NO.  58<D-COHE  >=  1.0000     (BOTH WALLS)
ITEM NO.  59<D-FRICT >=  33.000     (BOTH WALLS)
ITEM NO.  60<D-KA    >= 0.29500     WALL NO.        1
ITEM NO.  61<D-KP    >=  5.1600     WALL NO.        1
ITEM NO.  77<D-PERM  >= 0.10000E-04 (BOTH WALLS)


DEFAULT WATER UNIT WEIGHT =  10.000
AVERAGED ON     8 VALUES
```

```
+-----------------------------------------------------------------------------------------------------------------------+
|                   PARATIEPLUS(TM)   NLS ENGINE RELEASE  2018.0    FULL VERSION  *Build date:Nov 13, 2017*              |
|                                                                                                                       |
|                          NewProject.BaseDesignSection_28.SLERaraFrequenteQuasiPermanente_1153                          |
|                                   Exe Time : 4 September 2018 18:00:40                                                |
+-----------------------------------------------------------------------------------------------------------------------+

PHASE DESCRIPTORS


STEP  NO.     1
                                        LEFT WALL    RIGHT WALL
Y                                        0.000       -0.9990E+30
Z-PC                                     0.000         0.000
Z-EXCAVATION                             0.000         0.000
Z-WATER_TABLE                           -18.00       -0.9990E+30
Q_AT_THE_FREE_FIELD_LEVEL                0.000         0.000
ZQ                                       0.000         0.000
DZW_OF_THE_WATER_TABLE                   0.000         0.000
QS_ON_THE_EXCAVATION_SIDE                0.000         0.000
ZQS                                     -0.9990E+30   -0.9990E+30
ZCUT                                     0.000         0.000
BALANCE LEVEL FOR PORE PRESSURES        -7.500        -7.500
WATER_BEHAVIOUR_FLAG (LINING OPT)        0.000         0.000
PORE_UPDATE_FLAG                         0.000         0.000
PORE_TAB. _FLAG (gt.0= use tabs)         0.000         0.000
lateral thrusts reduction elevatio       0.000         0.000
Downhill reduction factor for effe       0.000         0.000
Downhill reduction factor for pore       0.000         0.000
Uphill reduction factor for effect       0.000         0.000
Uphill reduction factor for pore p       0.000         0.000
SEISMIC HORIZONTAL ACCEL. Kh [g]         0.000         0.000
UPHILL VERTICAL ACCEL.  Kv_uh [g]        0.000         0.000
DOWNHILL VERTICAL ACCEL.Kv_dh [g]        0.000         0.000
UPHILL BETA ANGLE (SLOPE) [deg]          0.000         0.000
UPHILL DELTA/PHI RATIO                   0.000         0.000
DOWNHILL BETA ANGLE (SLOPE) [deg]        0.000         0.000
DOWNHILL DELTA/PHI RATIO                 0.000         0.000
DYN.WATER BEHAVIOUR                      0.000         0.000
Excess pore pressure RATIO Ru            0.000         0.000
SEISMIC PRESSURE LOWER VALUE             0.000         0.000
SEISMIC PRESSURE UPPER VALUE             0.000         0.000
SEISMIC PRESSURE LOWER LEVEL             0.000         0.000
SEISMIC PRESSURE UPPER LEVEL             0.000         0.000

=========================================================================================================end of step    1


STEP  NO.     2
                                        LEFT WALL    RIGHT WALL
Y                                        0.000       -0.9990E+30
Z-PC                                     0.000         0.000
Z-EXCAVATION                            -3.500         0.000
Z-WATER_TABLE                           -18.00       -0.9990E+30
Q_AT_THE_FREE_FIELD_LEVEL                0.000         0.000
ZQ                                       0.000         0.000
DZW_OF_THE_WATER_TABLE                   0.000         0.000
QS_ON_THE_EXCAVATION_SIDE                0.000         0.000
ZQS                                     -0.9990E+30   -0.9990E+30
ZCUT                                     0.000         0.000
BALANCE LEVEL FOR PORE PRESSURES        -7.500        -7.500
WATER_BEHAVIOUR_FLAG (LINING OPT)        0.000         0.000
PORE_UPDATE_FLAG                         0.000         0.000
PORE_TAB. _FLAG (gt.0= use tabs)         0.000         0.000
lateral thrusts reduction elevatio       0.000         0.000
Downhill reduction factor for effe       0.000         0.000
Downhill reduction factor for pore       0.000         0.000
Uphill reduction factor for effect       0.000         0.000
Uphill reduction factor for pore p       0.000         0.000
SEISMIC HORIZONTAL ACCEL. Kh [g]         0.000         0.000
UPHILL VERTICAL ACCEL.  Kv_uh [g]        0.000         0.000
```

DOWNHILL VERTICAL ACCEL.Kv_dh [g]	0.000	0.000
UPHILL BETA ANGLE (SLOPE) [deg]	0.000	0.000
UPHILL DELTA/PHI RATIO	0.000	0.000
DOWNHILL BETA ANGLE (SLOPE) [deg]	0.000	0.000
DOWNHILL DELTA/PHI RATIO	0.000	0.000
DYN.WATER BEHAVIOUR	0.000	0.000
Excess pore pressure RATIO Ru	0.000	0.000
SEISMIC PRESSURE LOWER VALUE	0.000	0.000
SEISMIC PRESSURE UPPER VALUE	0.000	0.000
SEISMIC PRESSURE LOWER LEVEL	0.000	0.000
SEISMIC PRESSURE UPPER LEVEL	0.000	0.000

==========end of step 2

STEP NO. 3

	LEFT WALL	RIGHT WALL
Y	0.000	-0.9990E+30
Z-PC	0.000	0.000
Z-EXCAVATION	-3.300	0.000
Z-WATER_TABLE	-18.00	-0.9990E+30
Q_AT_THE_FREE_FIELD_LEVEL	0.000	0.000
ZQ	0.000	0.000
DZW_OF_THE_WATER_TABLE	0.000	0.000
QS_ON_THE_EXCAVATION_SIDE	0.000	0.000
ZQS	-0.9990E+30	-0.9990E+30
ZCUT	0.000	0.000
BALANCE LEVEL FOR PORE PRESSURES	-7.500	-7.500
WATER_BEHAVIOUR_FLAG (LINING OPT)	0.000	0.000
PORE_UPDATE_FLAG	0.000	0.000
PORE_TAB. _FLAG (gt.0= use tabs)	0.000	0.000
lateral thrusts reduction elevatio	0.000	0.000
Downhill reduction factor for effe	0.000	0.000
Downhill reduction factor for pore	0.000	0.000
Uphill reduction factor for effect	0.000	0.000
Uphill reduction factor for pore p	0.000	0.000
SEISMIC HORIZONTAL ACCEL. Kh [g]	0.000	0.000
UPHILL VERTICAL ACCEL. Kv_uh [g]	0.000	0.000
DOWNHILL VERTICAL ACCEL.Kv_dh [g]	0.000	0.000
UPHILL BETA ANGLE (SLOPE) [deg]	0.000	0.000
UPHILL DELTA/PHI RATIO	0.000	0.000
DOWNHILL BETA ANGLE (SLOPE) [deg]	0.000	0.000
DOWNHILL DELTA/PHI RATIO	0.000	0.000
DYN.WATER BEHAVIOUR	0.000	0.000
Excess pore pressure RATIO Ru	0.000	0.000
SEISMIC PRESSURE LOWER VALUE	0.000	0.000
SEISMIC PRESSURE UPPER VALUE	0.000	0.000
SEISMIC PRESSURE LOWER LEVEL	0.000	0.000
SEISMIC PRESSURE UPPER LEVEL	0.000	0.000

==========end of step 3

STEP NO. 4

	LEFT WALL	RIGHT WALL
Y	0.000	-0.9990E+30
Z-PC	0.000	0.000
Z-EXCAVATION	-3.300	0.000
Z-WATER_TABLE	-18.00	-0.9990E+30
Q_AT_THE_FREE_FIELD_LEVEL	0.000	0.000
ZQ	0.000	0.000
DZW_OF_THE_WATER_TABLE	0.000	0.000
QS_ON_THE_EXCAVATION_SIDE	0.000	0.000
ZQS	-0.9990E+30	-0.9990E+30
ZCUT	0.000	0.000
BALANCE LEVEL FOR PORE PRESSURES	-7.500	-7.500
WATER_BEHAVIOUR_FLAG (LINING OPT)	0.000	0.000
PORE_UPDATE_FLAG	0.000	0.000
PORE_TAB. _FLAG (gt.0= use tabs)	0.000	0.000
lateral thrusts reduction elevatio	0.000	0.000
Downhill reduction factor for effe	0.000	0.000
Downhill reduction factor for pore	0.000	0.000
Uphill reduction factor for effect	0.000	0.000
Uphill reduction factor for pore p	0.000	0.000

```
SEISMIC HORIZONTAL ACCEL. Kh [g]        0.000         0.000
UPHILL VERTICAL ACCEL.  Kv_uh [g]       0.000         0.000
DOWNHILL VERTICAL ACCEL.Kv_dh [g]       0.000         0.000
UPHILL BETA ANGLE (SLOPE) [deg]         0.000         0.000
UPHILL DELTA/PHI RATIO                  0.000         0.000
DOWNHILL BETA ANGLE (SLOPE) [deg]       0.000         0.000
DOWNHILL DELTA/PHI RATIO                0.000         0.000
DYN.WATER BEHAVIOUR                     0.000         0.000
Excess pore pressure RATIO Ru           0.000         0.000
SEISMIC PRESSURE LOWER VALUE            0.000         0.000
SEISMIC PRESSURE UPPER VALUE            0.000         0.000
SEISMIC PRESSURE LOWER LEVEL            0.000         0.000
SEISMIC PRESSURE UPPER LEVEL            0.000         0.000

================================================================================================================end of step    4


 LEFT-HAND WALL

 LOWER  LEVEL          -7.50000
 UPPER  LEVEL           0.00000

 RIGHT-HAND WALL

 LOWER  LEVEL          -7.50000
 UPPER  LEVEL           0.00000



 ELEMENT GROUPS BACKUP AREA CAN STAY IN CORE AT
 POSITION        3655

 NO. OF D.P.W  FOR THIS AREA       5585
 MAX NO. OF D.P.W. AVAILABLE      81920
 ** MAX NO OF ITERATIONS SET TO          40

ITER     0 RNORM = 0.000     RMNORM= 0.000
           RINORM= 3509.     RIMNOR= 0.000
           RENORM= 0.000     REMNOR= 0.000     RATIO = 0.000     TOLER =0.1000E-03      CONVERGED !
           RFMAX = 11.68     RMMAX = 0.000
           RTSMAL=0.1000E-03 RMSMAL= 0.000
           RDT   = 3509.     RDR   = 0.000
           RATIOT= 0.000     RATIOR= 0.000
           MAX UN= 0.000     IEQ=   194 NODE     39 DOF   4   X-ROT. S
           MIN UN= 0.000     IEQ=     1 NODE      1 DOF   1  Y-DISPL.F
           NO. OF CONTACT CONSTRAINT VIOLATIONS     0
```

```
+-------------------------------------------------------------------------------------------------------------------------+
|                   PARATIEPLUS(TM)   NLS ENGINE RELEASE  2018.0    FULL VERSION  *Build date:Nov 13, 2017*               |
|                                                                                                                         |
|                           NewProject.BaseDesignSection_28.SLERaraFrequenteQuasiPermanente_1153                          |
|                                    Exe Time : 4 September 2018 18:00:40                                                 |
+-------------------------------------------------------------------------------------------------------------------------+
New Project
SOLUTION REACHED USING     0 ITERATIONS ON   40

no equilibrium iterations were performed to
obtain current solution

P R I N T   O U T   F O R   T I M E   S T E P    1     ( AT TIME   1.000     )

PRINT OUT OF ACTIVE COMPONENTS (FIXED NODES ARE NOT PRINTED OUT)
```

	Y-DISPL.F (02)	X-ROT. F (04)	Y-DISPL.S (08)	X-ROT. S (10)	Y-FORCE (14)	GAP	C-FORCE
1	0.000000	0.000000	0.000000	0.000000	0.000000	0.000000	0.000000
2	0.000000	0.000000	0.000000	0.000000	0.000000	0.000000	0.000000
3	0.000000	0.000000	0.000000	0.000000	0.000000	0.000000	0.000000
4	0.000000	0.000000	0.000000	0.000000	0.000000	0.000000	0.000000
5	0.000000	0.000000	0.000000	0.000000	0.000000	0.000000	0.000000
6	0.000000	0.000000	0.000000	0.000000	0.000000	0.000000	0.000000
7	0.000000	0.000000	0.000000	0.000000	0.000000	0.000000	0.000000
8	0.000000	0.000000	0.000000	0.000000	0.000000	0.000000	0.000000
9	0.000000	0.000000	0.000000	0.000000	0.000000	0.000000	0.000000
10	0.000000	0.000000	0.000000	0.000000	0.000000	0.000000	0.000000
11	0.000000	0.000000	0.000000	0.000000	0.000000	0.000000	0.000000
12	0.000000	0.000000	0.000000	0.000000	0.000000	0.000000	0.000000
13	0.000000	0.000000	0.000000	0.000000	0.000000	0.000000	0.000000
14	0.000000	0.000000	0.000000	0.000000	0.000000	0.000000	0.000000
15	0.000000	0.000000	0.000000	0.000000	0.000000	0.000000	0.000000
16	0.000000	0.000000	0.000000	0.000000	0.000000	0.000000	0.000000
17	0.000000	0.000000	0.000000	0.000000	0.000000	0.000000	0.000000
18	0.000000	0.000000	0.000000	0.000000	0.000000	0.000000	0.000000
19	0.000000	0.000000	0.000000	0.000000	0.000000	0.000000	0.000000
20	0.000000	0.000000	0.000000	0.000000	0.000000	0.000000	0.000000
21	0.000000	0.000000	0.000000	0.000000	0.000000	0.000000	0.000000
22	0.000000	0.000000	0.000000	0.000000	0.000000	0.000000	0.000000
23	0.000000	0.000000	0.000000	0.000000	0.000000	0.000000	0.000000
24	0.000000	0.000000	0.000000	0.000000	0.000000	0.000000	0.000000
25	0.000000	0.000000	0.000000	0.000000	0.000000	0.000000	0.000000
26	0.000000	0.000000	0.000000	0.000000	0.000000	0.000000	0.000000
27	0.000000	0.000000	0.000000	0.000000	0.000000	0.000000	0.000000
28	0.000000	0.000000	0.000000	0.000000	0.000000	0.000000	0.000000
29	0.000000	0.000000	0.000000	0.000000	0.000000	0.000000	0.000000
30	0.000000	0.000000	0.000000	0.000000	0.000000	0.000000	0.000000
31	0.000000	0.000000	0.000000	0.000000	0.000000	0.000000	0.000000
32	0.000000	0.000000	0.000000	0.000000	0.000000	0.000000	0.000000
33	0.000000	0.000000	0.000000	0.000000	0.000000	0.000000	0.000000
34	0.000000	0.000000	0.000000	0.000000	0.000000	0.000000	0.000000
35	0.000000	0.000000	0.000000	0.000000	0.000000	0.000000	0.000000
36	0.000000	0.000000	0.000000	0.000000	0.000000	0.000000	0.000000
37	0.000000	0.000000	0.000000	0.000000	0.000000	0.000000	0.000000
38	0.000000	0.000000	0.000000	0.000000	0.000000	0.000000	0.000000
39	0.000000	0.000000	0.000000	0.000000	0.000000	0.000000	0.000000

```
+-------------------------------------------------------------------------------------------------------------------------------+
|                  PARATIEPLUS(TM)   NLS ENGINE RELEASE  2018.0    FULL VERSION  *Build date:Nov 13, 2017*                    |
|                                                                                                                               |
|                        NewProject.BaseDesignSection_28.SLERaraFrequenteQuasiPermanente_1153                                   |
|                                 Exe Time : 4 September 2018 18:00:40                                                          |
+-------------------------------------------------------------------------------------------------------------------------------+
New Project


S T R E S S   R E S U L T S   F O R   G R O U P   N O.   1

0_L                                                              :
ELEMENT TYPE    5 NO.OF ELEMENTS. IN THIS GROUP   39
C U R R E N T   T I M E   I S      1.0000

 HARDENING 2D SOIL ELEMENT

 ****** TOTAL STRESS FORMULATION *****

  EL *   FORCE     DISPL-Y  VERTICAL-P  HORIZON.-P     MAX-V-P     MAX-H-P           STATE   STIFFNESS Z-LEVEL      PORE
E FACTOR    UFACTOR       Peq           Su_a         Su_p     LAYER
 ------------------------------------------------------------------------------------------------------------------------------
-------------------------------------------------------------------------------------------
   1 D   0.000       0.000       0.000       0.000       0.000       0.000             V-C  5.1962E+04   0.000       0.000
1.000       1.000       0.000       0.000       0.000     DI1_164_167_L_0
   2 D  0.3200       0.000       3.200       1.600       3.200       1.600             V-C  5.1962E+04 -0.2000       0.000
1.000       1.000       1.600       0.000       0.000     DI1_164_167_L_0
   3 D  0.6400       0.000       6.400       3.200       6.400       3.200             V-C  5.1962E+04 -0.4000       0.000
1.000       1.000       3.200       0.000       0.000     DI1_164_167_L_0
   4 D  0.9600       0.000       9.600       4.800       9.600       4.800             V-C  5.1962E+04 -0.6000       0.000
1.000       1.000       4.800       0.000       0.000     DI1_164_167_L_0
   5 D   1.280       0.000       12.80       6.400       12.80       6.400             V-C  5.1962E+04 -0.8000       0.000
1.000       1.000       6.400       0.000       0.000     DI1_164_167_L_0
   6 D   1.600       0.000       16.00       8.000       16.00       8.000             V-C  5.1962E+04  -1.000       0.000
1.000       1.000       8.000       0.000       0.000     DI1_164_167_L_0
   7 D   1.920       0.000       19.20       9.600       19.20       9.600             V-C  5.1962E+04  -1.200       0.000
1.000       1.000       9.600       0.000       0.000     DI1_164_167_L_0
   8 D   2.240       0.000       22.40       11.20       22.40       11.20             V-C  5.1962E+04  -1.400       0.000
1.000       1.000       11.20       0.000       0.000     DI1_164_167_L_0
   9 D   2.560       0.000       25.60       12.80       25.60       12.80             V-C  5.1962E+04  -1.600       0.000
1.000       1.000       12.80       0.000       0.000     DI1_164_167_L_0
  10 D   2.880       0.000       28.80       14.40       28.80       14.40             V-C  5.1962E+04  -1.800       0.000
1.000       1.000       14.40       0.000       0.000     DI1_164_167_L_0
  11 D   3.200       0.000       32.00       16.00       32.00       16.00             V-C  5.1962E+04  -2.000       0.000
1.000       1.000       16.00       0.000       0.000     DI1_164_167_L_0
  12 D   3.520       0.000       35.20       17.60       35.20       17.60             V-C  5.1962E+04  -2.200       0.000
1.000       1.000       17.60       0.000       0.000     DI1_164_167_L_0
  13 D   3.840       0.000       38.40       19.20       38.40       19.20             V-C  5.1962E+04  -2.400       0.000
1.000       1.000       19.20       0.000       0.000     DI1_164_167_L_0
  14 D   4.160       0.000       41.60       20.80       41.60       20.80             V-C  5.1962E+04  -2.600       0.000
1.000       1.000       20.80       0.000       0.000     DI1_164_167_L_0
  15 D   4.480       0.000       44.80       22.40       44.80       22.40             V-C  5.1962E+04  -2.800       0.000
1.000       1.000       22.40       0.000       0.000     DI1_164_167_L_0
  16 D   4.800       0.000       48.00       24.00       48.00       24.00             V-C  5.1962E+04  -3.000       0.000
1.000       1.000       24.00       0.000       0.000     DI1_164_167_L_0
  17 D   3.840       0.000       51.20       25.60       51.20       25.60             V-C  5.1962E+04  -3.200       0.000
1.000       1.000       25.60       0.000       0.000     DI1_164_167_L_0
  18 D   3.960       0.000       52.80       26.40       52.80       26.40             V-C  5.1962E+04  -3.300       0.000
1.000       1.000       26.40       0.000       0.000     DI1_164_167_L_0
  19 D   5.600       0.000       56.00       28.00       56.00       28.00             V-C  5.1962E+04  -3.500       0.000
1.000       1.000       28.00       0.000       0.000     DI1_164_167_L_0
  20 D   5.920       0.000       59.20       29.60       59.20       29.60             V-C  5.1962E+04  -3.700       0.000
1.000       1.000       29.60       0.000       0.000     DI1_164_167_L_0
  21 D   6.240       0.000       62.40       31.20       62.40       31.20             V-C  5.1962E+04  -3.900       0.000
1.000       1.000       31.20       0.000       0.000     DI1_164_167_L_0
  22 D   6.560       0.000       65.60       32.80       65.60       32.80             V-C  5.1962E+04  -4.100       0.000
1.000       1.000       32.80       0.000       0.000     DI1_164_167_L_0
  23 D   6.880       0.000       68.80       34.40       68.80       34.40             V-C  5.1962E+04  -4.300       0.000
1.000       1.000       34.40       0.000       0.000     DI1_164_167_L_0
  24 D   7.200       0.000       72.00       36.00       72.00       36.00             V-C  5.1962E+04  -4.500       0.000
1.000       1.000       36.00       0.000       0.000     DI1_164_167_L_0
```

```
  25 D   7.520       0.000       75.20       37.60       75.20       37.60          V-C  5.1962E+04  -4.700       0.000
1.000       1.000       37.60       0.000       0.000     DI1_164_167_L_0
  26 D   7.840       0.000       78.40       39.20       78.40       39.20          V-C  5.1962E+04  -4.900       0.000
1.000       1.000       39.20       0.000       0.000     DI1_164_167_L_0
  27 D   8.160       0.000       81.60       40.80       81.60       40.80          V-C  1.2524E+05  -5.100       0.000
1.000       1.000       40.80       0.000       0.000     DI2_165_168_L_0
  28 D   8.480       0.000       84.80       42.40       84.80       42.40          V-C  1.2524E+05  -5.300       0.000
1.000       1.000       42.40       0.000       0.000     DI2_165_168_L_0
  29 D   8.800       0.000       88.00       44.00       88.00       44.00          V-C  1.2524E+05  -5.500       0.000
1.000       1.000       44.00       0.000       0.000     DI2_165_168_L_0
  30 D   9.120       0.000       91.20       45.60       91.20       45.60          V-C  1.2524E+05  -5.700       0.000
1.000       1.000       45.60       0.000       0.000     DI2_165_168_L_0
  31 D   9.440       0.000       94.40       47.20       94.40       47.20          V-C  1.2524E+05  -5.900       0.000
1.000       1.000       47.20       0.000       0.000     DI2_165_168_L_0
  32 D   9.760       0.000       97.60       48.80       97.60       48.80          V-C  1.2524E+05  -6.100       0.000
1.000       1.000       48.80       0.000       0.000     DI2_165_168_L_0
  33 D   10.08       0.000       100.8       50.40       100.8       50.40          V-C  1.2524E+05  -6.300       0.000
1.000       1.000       50.40       0.000       0.000     DI2_165_168_L_0
  34 D   10.40       0.000       104.0       52.00       104.0       52.00          V-C  1.2524E+05  -6.500       0.000
1.000       1.000       52.00       0.000       0.000     DI2_165_168_L_0
  35 D   10.72       0.000       107.2       53.60       107.2       53.60          V-C  1.2524E+05  -6.700       0.000
1.000       1.000       53.60       0.000       0.000     DI2_165_168_L_0
  36 D   11.04       0.000       110.4       55.20       110.4       55.20          V-C  1.2524E+05  -6.900       0.000
1.000       1.000       55.20       0.000       0.000     DI2_165_168_L_0
  37 D   11.36       0.000       113.6       56.80       113.6       56.80          V-C  1.2524E+05  -7.100       0.000
1.000       1.000       56.80       0.000       0.000     DI2_165_168_L_0
  38 D   11.68       0.000       116.8       58.40       116.8       58.40          V-C  1.2524E+05  -7.300       0.000
1.000       1.000       58.40       0.000       0.000     DI2_165_168_L_0
  39 D   6.000       0.000       120.0       60.00       120.0       60.00          V-C  1.2524E+05  -7.500       0.000
1.000       1.000       60.00       0.000       0.000     DI2_165_168_L_0
```

```
+-------------------------------------------------------------------------------------------------------------------------------+
|                   PARATIEPLUS(TM)   NLS ENGINE RELEASE  2018.0    FULL VERSION  *Build date:Nov 13, 2017*                    |
|                                                                                                                               |
|                          NewProject.BaseDesignSection_28.SLERaraFrequenteQuasiPermanente_1153                                 |
|                                   Exe Time : 4 September 2018 18:00:40                                                        |
+-------------------------------------------------------------------------------------------------------------------------------+
New Project


S T R E S S   R E S U L T S   F O R   G R O U P   N O.   2

0_R                                                          :
ELEMENT TYPE    5 NO.OF ELEMENTS. IN THIS GROUP   39
C U R R E N T   T I M E   I S      1.0000

 HARDENING 2D SOIL ELEMENT

 ****** TOTAL STRESS FORMULATION *****

  EL *   FORCE     DISPL-Y  VERTICAL-P  HORIZON.-P     MAX-V-P     MAX-H-P           STATE   STIFFNESS Z-LEVEL      PORE
E FACTOR    UFACTOR       Peq           Su_a         Su_p     LAYER
 ------------------------------------------------------------------------------------------------------------------------------
-------------------------------------------------------------------------------------------
   1 D   0.000       0.000       0.000       0.000       0.000       0.000            V-C  3.4641E+04   0.000       0.000
1.000       1.000       0.000       0.000       0.000     DI1_164_167_L_0
   2 D  0.3200       0.000       3.200       1.600       3.200       1.600            V-C  3.4641E+04 -0.2000       0.000
1.000       1.000       1.600       0.000       0.000     DI1_164_167_L_0
   3 D  0.6400       0.000       6.400       3.200       6.400       3.200            V-C  3.4641E+04 -0.4000       0.000
1.000       1.000       3.200       0.000       0.000     DI1_164_167_L_0
   4 D  0.9600       0.000       9.600       4.800       9.600       4.800            V-C  3.4641E+04 -0.6000       0.000
1.000       1.000       4.800       0.000       0.000     DI1_164_167_L_0
   5 D   1.280       0.000       12.80       6.400       12.80       6.400            V-C  3.4641E+04 -0.8000       0.000
1.000       1.000       6.400       0.000       0.000     DI1_164_167_L_0
   6 D   1.600       0.000       16.00       8.000       16.00       8.000            V-C  3.4641E+04  -1.000       0.000
1.000       1.000       8.000       0.000       0.000     DI1_164_167_L_0
   7 D   1.920       0.000       19.20       9.600       19.20       9.600            V-C  3.4641E+04  -1.200       0.000
1.000       1.000       9.600       0.000       0.000     DI1_164_167_L_0
   8 D   2.240       0.000       22.40       11.20       22.40       11.20            V-C  3.4641E+04  -1.400       0.000
1.000       1.000       11.20       0.000       0.000     DI1_164_167_L_0
   9 D   2.560       0.000       25.60       12.80       25.60       12.80            V-C  3.4641E+04  -1.600       0.000
1.000       1.000       12.80       0.000       0.000     DI1_164_167_L_0
  10 D   2.880       0.000       28.80       14.40       28.80       14.40            V-C  3.4641E+04  -1.800       0.000
1.000       1.000       14.40       0.000       0.000     DI1_164_167_L_0
  11 D   3.200       0.000       32.00       16.00       32.00       16.00            V-C  3.4641E+04  -2.000       0.000
1.000       1.000       16.00       0.000       0.000     DI1_164_167_L_0
  12 D   3.520       0.000       35.20       17.60       35.20       17.60            V-C  3.4641E+04  -2.200       0.000
1.000       1.000       17.60       0.000       0.000     DI1_164_167_L_0
  13 D   3.840       0.000       38.40       19.20       38.40       19.20            V-C  3.4641E+04  -2.400       0.000
1.000       1.000       19.20       0.000       0.000     DI1_164_167_L_0
  14 D   4.160       0.000       41.60       20.80       41.60       20.80            V-C  3.4641E+04  -2.600       0.000
1.000       1.000       20.80       0.000       0.000     DI1_164_167_L_0
  15 D   4.480       0.000       44.80       22.40       44.80       22.40            V-C  3.4641E+04  -2.800       0.000
1.000       1.000       22.40       0.000       0.000     DI1_164_167_L_0
  16 D   4.800       0.000       48.00       24.00       48.00       24.00            V-C  3.4641E+04  -3.000       0.000
1.000       1.000       24.00       0.000       0.000     DI1_164_167_L_0
  17 D   3.840       0.000       51.20       25.60       51.20       25.60            V-C  3.4641E+04  -3.200       0.000
1.000       1.000       25.60       0.000       0.000     DI1_164_167_L_0
  18 D   3.960       0.000       52.80       26.40       52.80       26.40            V-C  3.4641E+04  -3.300       0.000
1.000       1.000       26.40       0.000       0.000     DI1_164_167_L_0
  19 D   5.600       0.000       56.00       28.00       56.00       28.00            V-C  3.4641E+04  -3.500       0.000
1.000       1.000       28.00       0.000       0.000     DI1_164_167_L_0
  20 D   5.920       0.000       59.20       29.60       59.20       29.60            V-C  3.4641E+04  -3.700       0.000
1.000       1.000       29.60       0.000       0.000     DI1_164_167_L_0
  21 D   6.240       0.000       62.40       31.20       62.40       31.20            V-C  3.4641E+04  -3.900       0.000
1.000       1.000       31.20       0.000       0.000     DI1_164_167_L_0
  22 D   6.560       0.000       65.60       32.80       65.60       32.80            V-C  3.4641E+04  -4.100       0.000
1.000       1.000       32.80       0.000       0.000     DI1_164_167_L_0
  23 D   6.880       0.000       68.80       34.40       68.80       34.40            V-C  3.4641E+04  -4.300       0.000
1.000       1.000       34.40       0.000       0.000     DI1_164_167_L_0
  24 D   7.200       0.000       72.00       36.00       72.00       36.00            V-C  3.4641E+04  -4.500       0.000
1.000       1.000       36.00       0.000       0.000     DI1_164_167_L_0
```

```
  25 D   7.520       0.000       75.20       37.60       75.20       37.60          V-C  3.4641E+04  -4.700       0.000
1.000       1.000       37.60       0.000       0.000     DI1_164_167_L_0
  26 D   7.840       0.000       78.40       39.20       78.40       39.20          V-C  3.4641E+04  -4.900       0.000
1.000       1.000       39.20       0.000       0.000     DI1_164_167_L_0
  27 D   8.160       0.000       81.60       40.80       81.60       40.80          V-C  7.3842E+04  -5.100       0.000
1.000       1.000       40.80       0.000       0.000     DI2_165_168_L_0
  28 D   8.480       0.000       84.80       42.40       84.80       42.40          V-C  7.3842E+04  -5.300       0.000
1.000       1.000       42.40       0.000       0.000     DI2_165_168_L_0
  29 D   8.800       0.000       88.00       44.00       88.00       44.00          V-C  7.3842E+04  -5.500       0.000
1.000       1.000       44.00       0.000       0.000     DI2_165_168_L_0
  30 D   9.120       0.000       91.20       45.60       91.20       45.60          V-C  7.3842E+04  -5.700       0.000
1.000       1.000       45.60       0.000       0.000     DI2_165_168_L_0
  31 D   9.440       0.000       94.40       47.20       94.40       47.20          V-C  7.3842E+04  -5.900       0.000
1.000       1.000       47.20       0.000       0.000     DI2_165_168_L_0
  32 D   9.760       0.000       97.60       48.80       97.60       48.80          V-C  7.3842E+04  -6.100       0.000
1.000       1.000       48.80       0.000       0.000     DI2_165_168_L_0
  33 D   10.08       0.000       100.8       50.40       100.8       50.40          V-C  7.3842E+04  -6.300       0.000
1.000       1.000       50.40       0.000       0.000     DI2_165_168_L_0
  34 D   10.40       0.000       104.0       52.00       104.0       52.00          V-C  7.3842E+04  -6.500       0.000
1.000       1.000       52.00       0.000       0.000     DI2_165_168_L_0
  35 D   10.72       0.000       107.2       53.60       107.2       53.60          V-C  7.3842E+04  -6.700       0.000
1.000       1.000       53.60       0.000       0.000     DI2_165_168_L_0
  36 D   11.04       0.000       110.4       55.20       110.4       55.20          V-C  7.3842E+04  -6.900       0.000
1.000       1.000       55.20       0.000       0.000     DI2_165_168_L_0
  37 D   11.36       0.000       113.6       56.80       113.6       56.80          V-C  7.3842E+04  -7.100       0.000
1.000       1.000       56.80       0.000       0.000     DI2_165_168_L_0
  38 D   11.68       0.000       116.8       58.40       116.8       58.40          V-C  7.3842E+04  -7.300       0.000
1.000       1.000       58.40       0.000       0.000     DI2_165_168_L_0
  39 D   6.000       0.000       120.0       60.00       120.0       60.00          V-C  7.3842E+04  -7.500       0.000
1.000       1.000       60.00       0.000       0.000     DI2_165_168_L_0
```

```
+-------------------------------------------------------------------------------------------------------------------------+
|                   PARATIEPLUS(TM)   NLS ENGINE RELEASE  2018.0    FULL VERSION  *Build date:Nov 13, 2017*               |
|                                                                                                                         |
|                          NewProject.BaseDesignSection_28.SLERaraFrequenteQuasiPermanente_1153                           |
|                                   Exe Time : 4 September 2018 18:00:40                                                  |
+-------------------------------------------------------------------------------------------------------------------------+
New Project


S T R E S S   R E S U L T S   F O R   G R O U P   N O.   3

WallElement_33                                                :
ELEMENT TYPE    2 NO.OF ELEMENTS. IN THIS GROUP   38
C U R R E N T   T I M E   I S     1.0000

 WALL2D ELEMENT

   EL      TA          TB          MA          MB
-------------------------------------------------------
    1  0.0000      0.0000      0.0000      0.0000
    2  0.0000      0.0000      0.0000      0.0000
    3  0.0000      0.0000      0.0000      0.0000
    4  0.0000      0.0000      0.0000      0.0000
    5  0.0000      0.0000      0.0000      0.0000
    6  0.0000      0.0000      0.0000      0.0000
    7  0.0000      0.0000      0.0000      0.0000
    8  0.0000      0.0000      0.0000      0.0000
    9  0.0000      0.0000      0.0000      0.0000
   10  0.0000      0.0000      0.0000      0.0000
   11  0.0000      0.0000      0.0000      0.0000
   12  0.0000      0.0000      0.0000      0.0000
   13  0.0000      0.0000      0.0000      0.0000
   14  0.0000      0.0000      0.0000      0.0000
   15  0.0000      0.0000      0.0000      0.0000
   16  0.0000      0.0000      0.0000      0.0000
   17  0.0000      0.0000      0.0000      0.0000
   18  0.0000      0.0000      0.0000      0.0000
   19  0.0000      0.0000      0.0000      0.0000
   20  0.0000      0.0000      0.0000      0.0000
   21  0.0000      0.0000      0.0000      0.0000
   22  0.0000      0.0000      0.0000      0.0000
   23  0.0000      0.0000      0.0000      0.0000
   24  0.0000      0.0000      0.0000      0.0000
   25  0.0000      0.0000      0.0000      0.0000
   26  0.0000      0.0000      0.0000      0.0000
   27  0.0000      0.0000      0.0000      0.0000
   28  0.0000      0.0000      0.0000      0.0000
   29  0.0000      0.0000      0.0000      0.0000
   30  0.0000      0.0000      0.0000      0.0000
   31  0.0000      0.0000      0.0000      0.0000
   32  0.0000      0.0000      0.0000      0.0000
   33  0.0000      0.0000      0.0000      0.0000
   34  0.0000      0.0000      0.0000      0.0000
   35  0.0000      0.0000      0.0000      0.0000
   36  0.0000      0.0000      0.0000      0.0000
   37  0.0000      0.0000      0.0000      0.0000
   38  0.0000      0.0000      0.0000      0.0000
```

```
+-------------------------------------------------------------------------------------------------------------------------------+
|                   PARATIEPLUS(TM)   NLS ENGINE RELEASE  2018.0    FULL VERSION  *Build date:Nov 13, 2017*                    |
|                                                                                                                               |
|                          NewProject.BaseDesignSection_28.SLERaraFrequenteQuasiPermanente_1153                                 |
|                                   Exe Time : 4 September 2018 18:00:40                                                        |
+-------------------------------------------------------------------------------------------------------------------------------+
New Project


S T R E S S   R E S U L T S   F O R   G R O U P   N O.   4

WallElement_New_20092                                          :
ELEMENT TYPE    2 NO.OF ELEMENTS. IN THIS GROUP   17
C U R R E N T   T I M E   I S      1.0000

 WALL2D ELEMENT

   EL      TA          TB          MA          MB
-----------------------------------------------------

***** NO ONE ELEMENT ACTIVE AT CURRENT STEP *****

ITER     0 RNORM = 0.000     RMNORM= 0.000
           RINORM= 2367.     RIMNOR= 0.000
           RENORM= 441.6     REMNOR= 0.000     RATIO =0.4319     TOLER =0.1000E-03  NOT CONVERGED
           RFMAX = 11.68     RMMAX = 0.000
           RTSMAL=0.1000E-03 RMSMAL= 0.000
           RDT   = 2367.     RDR   = 0.000
           RATIOT=0.4319     RATIOR= 0.000
           MAX UN= 5.600     IEQ=    91 NODE     19 DOF   1  Y-DISPL.F
           MIN UN= 0.000     IEQ=     1 NODE      1 DOF   1  Y-DISPL.F
           NO. OF CONTACT CONSTRAINT VIOLATIONS     0


ITER     2 RNORM = 0.000     RMNORM= 0.000
           RINORM= 2367.     RIMNOR= 0.000
           RENORM= 56.27     REMNOR=0.9909E-19 RATIO =0.1542     TOLER =0.1000E-03  NOT CONVERGED
           RFMAX = 11.68     RMMAX = 0.000
           RTSMAL=0.1000E-03 RMSMAL= 0.000
           RDT   = 2367.     RDR   = 0.000
           RATIOT=0.1542     RATIOR= 0.000
           MAX UN= 2.920     IEQ=     6 NODE      2 DOF   1  Y-DISPL.F
           MIN UN=-.2885E-09 IEQ=   176 NODE     36 DOF   1  Y-DISPL.F
           NO. OF CONTACT CONSTRAINT VIOLATIONS     0


ITER     3 RNORM = 0.000     RMNORM= 0.000
           RINORM= 2367.     RIMNOR= 0.000
           RENORM= 161.2     REMNOR=0.2035E-17 RATIO =0.2610     TOLER =0.1000E-03  NOT CONVERGED
           RFMAX = 11.68     RMMAX = 0.000
           RTSMAL=0.1000E-03 RMSMAL= 0.000
           RDT   = 2367.     RDR   = 0.000
           RATIOT=0.2610     RATIOR= 0.000
           MAX UN= 6.520     IEQ=   101 NODE     21 DOF   1  Y-DISPL.F
           MIN UN=-1.621     IEQ=   186 NODE     38 DOF   1  Y-DISPL.F
           NO. OF CONTACT CONSTRAINT VIOLATIONS     0


ITER     4 RNORM = 0.000     RMNORM= 0.000
           RINORM= 2367.     RIMNOR= 0.000
           RENORM= 29.93     REMNOR=0.7264E-17 RATIO =0.1124     TOLER =0.1000E-03  NOT CONVERGED
           RFMAX = 11.68     RMMAX = 0.000
           RTSMAL=0.1000E-03 RMSMAL= 0.000
           RDT   = 2367.     RDR   = 0.000
           RATIOT=0.1124     RATIOR= 0.000
           MAX UN= 3.594     IEQ=   156 NODE     32 DOF   1  Y-DISPL.F
           MIN UN=-1.134     IEQ=   191 NODE     39 DOF   1  Y-DISPL.F
           NO. OF CONTACT CONSTRAINT VIOLATIONS     0


ITER     5 RNORM = 0.000     RMNORM= 0.000
```

```
              RINORM= 2367.     RIMNOR= 0.000
              RENORM=0.3376     REMNOR=0.3951E-17 RATIO =0.1194E-01 TOLER =0.1000E-03  NOT CONVERGED
              RFMAX = 11.68     RMMAX = 0.000
              RTSMAL=0.1000E-03 RMSMAL= 0.000
              RDT   = 2367.     RDR   = 0.000
              RATIOT=0.1194E-01 RATIOR= 0.000
              MAX UN=0.5723     IEQ=   111 NODE     23 DOF   1  Y-DISPL.F
              MIN UN=-.8200E-01 IEQ=   171 NODE     35 DOF   1  Y-DISPL.F
              NO. OF CONTACT CONSTRAINT VIOLATIONS     0


ITER      6 RNORM = 0.000     RMNORM= 0.000
              RINORM= 2367.     RIMNOR= 0.000
              RENORM=0.5410E-06 REMNOR=0.1513E-17 RATIO =0.1512E-04 TOLER =0.1000E-03      CONVERGED !
              RFMAX = 11.68     RMMAX = 0.000
              RTSMAL=0.1000E-03 RMSMAL= 0.000
              RDT   = 2367.     RDR   = 0.000
              RATIOT=0.1512E-04 RATIOR= 0.000
              MAX UN=0.2148E-03 IEQ=     3 NODE      1 DOF   3  Y-DISPL.S
              MIN UN=-.2708E-04 IEQ=   193 NODE     39 DOF   3  Y-DISPL.S
              NO. OF CONTACT CONSTRAINT VIOLATIONS     0
```

```
+-------------------------------------------------------------------------------------------------------------------------+
|                   PARATIEPLUS(TM)   NLS ENGINE RELEASE  2018.0    FULL VERSION  *Build date:Nov 13, 2017*               |
|                                                                                                                         |
|                            NewProject.BaseDesignSection_28.SLERaraFrequenteQuasiPermanente_1153                         |
|                                     Exe Time : 4 September 2018 18:00:40                                                |
+-------------------------------------------------------------------------------------------------------------------------+
New Project
SOLUTION REACHED USING     6 ITERATIONS ON   40

P R I N T   O U T   F O R   T I M E   S T E P   2    ( AT TIME   2.000    )

PRINT OUT OF ACTIVE COMPONENTS (FIXED NODES ARE NOT PRINTED OUT)
```

	Y-DISPL.F (02)	X-ROT. F (04)	Y-DISPL.S (08)	X-ROT. S (10)	Y-FORCE (14)	GAP	C-FORCE
1	1.4046113E-02	-2.1405632E-03	1.4046113E-02	0.000000	-5.8097672E-14	0.000000	-2.1477552E-04
2	1.3618000E-02	-2.1405632E-03	1.3618000E-02	0.000000	-2.8173125E-14	-3.4694470E-18	-2.0830086E-04
3	1.3189888E-02	-2.1405614E-03	1.3189888E-02	0.000000	-2.7297415E-14	1.7347235E-18	-2.0182621E-04
4	1.2761776E-02	-2.1405528E-03	1.2761776E-02	0.000000	-2.6421708E-14	0.000000	-1.9535158E-04
5	1.2333668E-02	-2.1405286E-03	1.2333668E-02	0.000000	-2.5546006E-14	-1.7347235E-18	-1.8887699E-04
6	1.1905566E-02	-2.1404768E-03	1.1905566E-02	0.000000	-2.4670314E-14	-3.4694470E-18	-1.8240247E-04
7	1.1477480E-02	-2.1403817E-03	1.1477480E-02	0.000000	-2.3794635E-14	0.000000	-1.7592806E-04
8	1.1049418E-02	-2.1402244E-03	1.1049418E-02	0.000000	-2.2918976E-14	1.7347235E-18	-1.6945378E-04
9	1.0621396E-02	-2.1399824E-03	1.0621396E-02	0.000000	-2.2043341E-14	3.4694470E-18	-1.6297968E-04
10	1.0193432E-02	-2.1396297E-03	1.0193432E-02	0.000000	-2.1167737E-14	3.4694470E-18	-1.5650582E-04
11	9.7655530E-03	-2.1391370E-03	9.7655530E-03	0.000000	-2.0292173E-14	0.000000	-1.5003224E-04
12	9.3377890E-03	-2.1384713E-03	9.3377890E-03	0.000000	-1.9416655E-14	-3.4694470E-18	-1.4355901E-04
13	8.9101785E-03	-2.1375964E-03	8.9101785E-03	0.000000	-1.8541194E-14	3.4694470E-18	-1.3708620E-04
14	8.4827671E-03	-2.1364725E-03	8.4827671E-03	0.000000	-1.7665797E-14	0.000000	-1.3061387E-04
15	8.0556089E-03	-2.1350563E-03	8.0556089E-03	0.000000	-1.6790476E-14	-3.4694470E-18	-1.2414209E-04
16	7.6287671E-03	-2.1333012E-03	7.6287671E-03	0.000000	-1.5915360E-14	-2.6020852E-18	-1.1767095E-04
17	7.2023123E-03	-2.1311570E-03	7.2023123E-03	0.000000	-3.3421670E-15	0.000000	-1.1120049E-04
18	6.9892594E-03	-2.1299241E-03	6.9892594E-03	0.000000	-3.2449361E-15	8.6736174E-19	-1.0796561E-04
19	6.5635492E-03	-2.1270944E-03	6.5635492E-03	0.000000	-1.3727602E-14	0.000000	-1.0149642E-04
20	6.1384569E-03	-2.1237352E-03	6.1384569E-03	0.000000	-1.2852759E-14	0.000000	-9.5028181E-05
21	5.7140931E-03	-2.1198063E-03	5.7140931E-03	0.000000	-1.1978056E-14	-8.6736174E-19	-8.8560976E-05
22	5.2905723E-03	-2.1153089E-03	5.2905723E-03	0.000000	-1.1103507E-14	-8.6736174E-19	-8.2094909E-05
23	4.8680047E-03	-2.1102852E-03	4.8680047E-03	0.000000	-1.0229126E-14	8.6736174E-19	-7.5630083E-05
24	4.4464878E-03	-2.1048184E-03	4.4464878E-03	0.000000	-9.3548988E-15	1.7347235E-18	-6.9166914E-05
25	4.0261019E-03	-2.0990142E-03	4.0261019E-03	0.000000	-8.4811932E-15	0.000000	-6.2707034E-05
26	3.6068998E-03	-2.0929764E-03	3.6068998E-03	0.000000	-7.6082026E-15	4.3368087E-19	-5.6252019E-05
27	3.1889205E-03	-2.0868013E-03	3.1889205E-03	0.000000	-6.7359715E-15	4.3368087E-19	-4.9803241E-05
28	2.7721792E-03	-2.0806275E-03	2.7721792E-03	0.000000	-5.8647457E-15	-8.6736174E-19	-4.3361726E-05
29	2.3566577E-03	-2.0746310E-03	2.3566577E-03	0.000000	-4.9945415E-15	0.000000	-3.6928039E-05
30	1.9423065E-03	-2.0689689E-03	1.9423065E-03	0.000000	-4.1254610E-15	2.1684043E-19	-3.0502337E-05
31	1.5290407E-03	-2.0637794E-03	1.5290407E-03	0.000000	-3.2574416E-15	0.000000	-2.4084299E-05
32	1.1167553E-03	-2.0591821E-03	1.1167553E-03	0.000000	-2.3903555E-15	-2.1684043E-19	-1.7673390E-05
33	7.0532162E-04	-2.0552779E-03	7.0532162E-04	0.000000	-1.5241235E-15	0.000000	-1.1268796E-05
34	2.9459248E-04	-2.0521488E-03	2.9459248E-04	0.000000	-6.5861029E-16	0.000000	-4.8695535E-06
35	-1.1559031E-04	-2.0498368E-03	-1.1559031E-04	0.000000	2.0629608E-16	-5.4210109E-20	1.5252871E-06
36	-5.2539262E-04	-2.0483114E-03	-5.2539262E-04	0.000000	1.0707787E-15	1.0842022E-19	7.9169356E-06
37	-9.3496018E-04	-2.0474655E-03	-9.3496018E-04	0.000000	1.9349955E-15	0.000000	1.4306630E-05
38	-1.3444123E-03	-2.0471222E-03	-1.3444123E-03	0.000000	2.7991520E-15	0.000000	2.0695412E-05
39	-1.7538332E-03	-2.0470497E-03	-1.7538332E-03	0.000000	7.3266409E-15	2.1684043E-19	2.7083996E-05

```
+-------------------------------------------------------------------------------------------------------------------------------+
|                   PARATIEPLUS(TM)   NLS ENGINE RELEASE  2018.0    FULL VERSION  *Build date:Nov 13, 2017*                    |
|                                                                                                                               |
|                          NewProject.BaseDesignSection_28.SLERaraFrequenteQuasiPermanente_1153                                 |
|                                   Exe Time : 4 September 2018 18:00:40                                                        |
+-------------------------------------------------------------------------------------------------------------------------------+
New Project


S T R E S S   R E S U L T S   F O R   G R O U P   N O.   1

0_L                                                              :
ELEMENT TYPE    5 NO.OF ELEMENTS. IN THIS GROUP   39
C U R R E N T   T I M E   I S      2.0000

 HARDENING 2D SOIL ELEMENT

 ****** TOTAL STRESS FORMULATION *****

  EL *   FORCE     DISPL-Y  VERTICAL-P  HORIZON.-P     MAX-V-P     MAX-H-P           STATE   STIFFNESS Z-LEVEL      PORE
E FACTOR    UFACTOR       Peq           Su_a         Su_p     LAYER
 ------------------------------------------------------------------------------------------------------------------------------
-------------------------------------------------------------------------------------------
   1 D   0.000     -1.4046E-02   0.000       0.000       0.000       0.000          ACTIVE   0.000       0.000       0.000
1.000       1.000       0.000       0.000       0.000     DI1_164_167_L_0
   2 D  0.2131     -1.3618E-02   3.200       1.066       3.200       1.600          ACTIVE   0.000     -0.2000       0.000
1.000       1.000       1.066       0.000       0.000     DI1_164_167_L_0
   3 D  0.4262     -1.3190E-02   6.400       2.131       6.400       3.200          ACTIVE   0.000     -0.4000       0.000
1.000       1.000       2.131       0.000       0.000     DI1_164_167_L_0
   4 D  0.6394     -1.2762E-02   9.600       3.197       9.600       4.800          ACTIVE   0.000     -0.6000       0.000
1.000       1.000       3.197       0.000       0.000     DI1_164_167_L_0
   5 D  0.8525     -1.2334E-02   12.80       4.262       12.80       6.400          ACTIVE   0.000     -0.8000       0.000
1.000       1.000       4.262       0.000       0.000     DI1_164_167_L_0
   6 D   1.066     -1.1906E-02   16.00       5.328       16.00       8.000          ACTIVE   0.000      -1.000       0.000
1.000       1.000       5.328       0.000       0.000     DI1_164_167_L_0
   7 D   1.279     -1.1477E-02   19.20       6.394       19.20       9.600          ACTIVE   0.000      -1.200       0.000
1.000       1.000       6.394       0.000       0.000     DI1_164_167_L_0
   8 D   1.492     -1.1049E-02   22.40       7.459       22.40       11.20          ACTIVE   0.000      -1.400       0.000
1.000       1.000       7.459       0.000       0.000     DI1_164_167_L_0
   9 D   1.705     -1.0621E-02   25.60       8.525       25.60       12.80          ACTIVE   0.000      -1.600       0.000
1.000       1.000       8.525       0.000       0.000     DI1_164_167_L_0
  10 D   1.918     -1.0193E-02   28.80       9.590       28.80       14.40          ACTIVE   0.000      -1.800       0.000
1.000       1.000       9.590       0.000       0.000     DI1_164_167_L_0
  11 D   2.131     -9.7656E-03   32.00       10.66       32.00       16.00          ACTIVE   0.000      -2.000       0.000
1.000       1.000       10.66       0.000       0.000     DI1_164_167_L_0
  12 D   2.344     -9.3378E-03   35.20       11.72       35.20       17.60          ACTIVE   0.000      -2.200       0.000
1.000       1.000       11.72       0.000       0.000     DI1_164_167_L_0
  13 D   2.557     -8.9102E-03   38.40       12.79       38.40       19.20          ACTIVE   0.000      -2.400       0.000
1.000       1.000       12.79       0.000       0.000     DI1_164_167_L_0
  14 D   2.771     -8.4828E-03   41.60       13.85       41.60       20.80          ACTIVE   0.000      -2.600       0.000
1.000       1.000       13.85       0.000       0.000     DI1_164_167_L_0
  15 D   2.984     -8.0556E-03   44.80       14.92       44.80       22.40          ACTIVE   0.000      -2.800       0.000
1.000       1.000       14.92       0.000       0.000     DI1_164_167_L_0
  16 D   3.197     -7.6288E-03   48.00       15.98       48.00       24.00          ACTIVE   0.000      -3.000       0.000
1.000       1.000       15.98       0.000       0.000     DI1_164_167_L_0
  17 D   2.557     -7.2023E-03   51.20       17.05       51.20       25.60          ACTIVE   0.000      -3.200       0.000
1.000       1.000       17.05       0.000       0.000     DI1_164_167_L_0
  18 D   2.637     -6.9893E-03   52.80       17.58       52.80       26.40          ACTIVE   0.000      -3.300       0.000
1.000       1.000       17.58       0.000       0.000     DI1_164_167_L_0
  19 D   3.730     -6.5635E-03   56.00       18.65       56.00       28.00          ACTIVE   0.000      -3.500       0.000
1.000       1.000       18.65       0.000       0.000     DI1_164_167_L_0
  20 D   3.943     -6.1385E-03   59.20       19.71       59.20       29.60          ACTIVE   0.000      -3.700       0.000
1.000       1.000       19.71       0.000       0.000     DI1_164_167_L_0
  21 D   4.156     -5.7141E-03   62.40       20.78       62.40       31.20          ACTIVE   0.000      -3.900       0.000
1.000       1.000       20.78       0.000       0.000     DI1_164_167_L_0
  22 D   4.369     -5.2906E-03   65.60       21.84       65.60       32.80          ACTIVE   0.000      -4.100       0.000
1.000       1.000       21.84       0.000       0.000     DI1_164_167_L_0
  23 D   4.582     -4.8680E-03   68.80       22.91       68.80       34.40          ACTIVE   0.000      -4.300       0.000
1.000       1.000       22.91       0.000       0.000     DI1_164_167_L_0
  24 D   4.795     -4.4465E-03   72.00       23.98       72.00       36.00          ACTIVE   0.000      -4.500       0.000
1.000       1.000       23.98       0.000       0.000     DI1_164_167_L_0
```

```
  25 D   5.008     -4.0261E-03   75.20       25.04       75.20       37.60          ACTIVE   0.000      -4.700       0.000
1.000       1.000       25.04       0.000       0.000     DI1_164_167_L_0
  26 D   5.221     -3.6069E-03   78.40       26.11       78.40       39.20          ACTIVE   0.000      -4.900       0.000
1.000       1.000       26.11       0.000       0.000     DI1_164_167_L_0
  27 D   4.597     -3.1889E-03   81.60       22.99       81.60       40.80          ACTIVE   0.000      -5.100       0.000
1.000       1.000       22.99       0.000       0.000     DI2_165_168_L_0
  28 D   4.786     -2.7722E-03   84.80       23.93       84.80       42.40          ACTIVE   0.000      -5.300       0.000
1.000       1.000       23.93       0.000       0.000     DI2_165_168_L_0
  29 D   4.975     -2.3567E-03   88.00       24.87       88.00       44.00          ACTIVE   0.000      -5.500       0.000
1.000       1.000       24.87       0.000       0.000     DI2_165_168_L_0
  30 D   5.164     -1.9423E-03   91.20       25.82       91.20       45.60          ACTIVE   0.000      -5.700       0.000
1.000       1.000       25.82       0.000       0.000     DI2_165_168_L_0
  31 D   5.352     -1.5290E-03   94.40       26.76       94.40       47.20          ACTIVE   0.000      -5.900       0.000
1.000       1.000       26.76       0.000       0.000     DI2_165_168_L_0
  32 D   5.541     -1.1168E-03   97.60       27.71       97.60       48.80          ACTIVE   0.000      -6.100       0.000
1.000       1.000       27.71       0.000       0.000     DI2_165_168_L_0
  33 D   5.730     -7.0532E-04   100.8       28.65       100.8       50.40          ACTIVE   0.000      -6.300       0.000
1.000       1.000       28.65       0.000       0.000     DI2_165_168_L_0
  34 D   7.870     -2.9459E-04   104.0       39.35       104.0       52.00           UL-RL   4.2940E+04 -6.500       0.000
1.000       1.000       39.35       0.000       0.000     DI2_165_168_L_0
  35 D   11.26      1.1559E-04   107.2       56.32       107.2       57.34           UL-RL   4.2940E+04 -6.700       0.000
1.000       1.000       56.32       0.000       0.000     DI2_165_168_L_0
  36 D   13.86      5.2539E-04   110.4       69.30       110.4       69.30             V-C   2.6837E+04 -6.900       0.000
1.000       1.000       69.30       0.000       0.000     DI2_165_168_L_0
  37 D   16.38      9.3496E-04   113.6       81.89       113.6       81.89             V-C   2.6837E+04 -7.100       0.000
1.000       1.000       81.89       0.000       0.000     DI2_165_168_L_0
  38 D   18.90      1.3444E-03   116.8       94.48       116.8       94.48             V-C   2.6837E+04 -7.300       0.000
1.000       1.000       94.48       0.000       0.000     DI2_165_168_L_0
  39 D   10.71      1.7538E-03   120.0       107.1       120.0       107.1             V-C   2.6837E+04 -7.500       0.000
1.000       1.000       107.1       0.000       0.000     DI2_165_168_L_0
```

```
+-------------------------------------------------------------------------------------------------------------------------------+
|                   PARATIEPLUS(TM)   NLS ENGINE RELEASE  2018.0    FULL VERSION  *Build date:Nov 13, 2017*                    |
|                                                                                                                               |
|                          NewProject.BaseDesignSection_28.SLERaraFrequenteQuasiPermanente_1153                                 |
|                                   Exe Time : 4 September 2018 18:00:40                                                        |
+-------------------------------------------------------------------------------------------------------------------------------+
New Project


S T R E S S   R E S U L T S   F O R   G R O U P   N O.   2

0_R                                                              :
ELEMENT TYPE    5 NO.OF ELEMENTS. IN THIS GROUP   39
C U R R E N T   T I M E   I S     2.0000

 HARDENING 2D SOIL ELEMENT

 ****** TOTAL STRESS FORMULATION *****

  EL *   FORCE     DISPL-Y  VERTICAL-P  HORIZON.-P     MAX-V-P     MAX-H-P           STATE   STIFFNESS Z-LEVEL      PORE
E FACTOR    UFACTOR       Peq           Su_a         Su_p     LAYER
 ------------------------------------------------------------------------------------------------------------------------------
-------------------------------------------------------------------------------------------
   1     0.000         --          --          --          --          --          REMOVED     --        0.000       0.000
1.000       1.000       0.000       0.000       0.000     not available
   2     0.000         --          --          --          --          --          REMOVED     --      -0.2000       0.000
1.000       1.000       0.000       0.000       0.000     not available
   3     0.000         --          --          --          --          --          REMOVED     --      -0.4000       0.000
1.000       1.000       0.000       0.000       0.000     not available
   4     0.000         --          --          --          --          --          REMOVED     --      -0.6000       0.000
1.000       1.000       0.000       0.000       0.000     not available
   5     0.000         --          --          --          --          --          REMOVED     --      -0.8000       0.000
1.000       1.000       0.000       0.000       0.000     not available
   6     0.000         --          --          --          --          --          REMOVED     --       -1.000       0.000
1.000       1.000       0.000       0.000       0.000     not available
   7     0.000         --          --          --          --          --          REMOVED     --       -1.200       0.000
1.000       1.000       0.000       0.000       0.000     not available
   8     0.000         --          --          --          --          --          REMOVED     --       -1.400       0.000
1.000       1.000       0.000       0.000       0.000     not available
   9     0.000         --          --          --          --          --          REMOVED     --       -1.600       0.000
1.000       1.000       0.000       0.000       0.000     not available
  10     0.000         --          --          --          --          --          REMOVED     --       -1.800       0.000
1.000       1.000       0.000       0.000       0.000     not available
  11     0.000         --          --          --          --          --          REMOVED     --       -2.000       0.000
1.000       1.000       0.000       0.000       0.000     not available
  12     0.000         --          --          --          --          --          REMOVED     --       -2.200       0.000
1.000       1.000       0.000       0.000       0.000     not available
  13     0.000         --          --          --          --          --          REMOVED     --       -2.400       0.000
1.000       1.000       0.000       0.000       0.000     not available
  14     0.000         --          --          --          --          --          REMOVED     --       -2.600       0.000
1.000       1.000       0.000       0.000       0.000     not available
  15     0.000         --          --          --          --          --          REMOVED     --       -2.800       0.000
1.000       1.000       0.000       0.000       0.000     not available
  16     0.000         --          --          --          --          --          REMOVED     --       -3.000       0.000
1.000       1.000       0.000       0.000       0.000     not available
  17     0.000         --          --          --          --          --          REMOVED     --       -3.200       0.000
1.000       1.000       0.000       0.000       0.000     not available
  18     0.000         --          --          --          --          --          REMOVED     --       -3.300       0.000
1.000       1.000       0.000       0.000       0.000     not available
  19 D   0.000       6.5635E-03    0.000       0.000       56.00       28.00       PASSIVE   0.000      -3.500       0.000
1.000       1.000       0.000       0.000       0.000     DI1_164_167_L_0
  20 D   2.744       6.1385E-03    3.200       13.72       59.20       29.60       PASSIVE   0.000      -3.700       0.000
1.000       1.000       13.72       0.000       0.000     DI1_164_167_L_0
  21 D   5.489       5.7141E-03    6.400       27.44       62.40       31.20       PASSIVE   0.000      -3.900       0.000
1.000       1.000       27.44       0.000       0.000     DI1_164_167_L_0
  22 D   8.233       5.2906E-03    9.600       41.16       65.60       41.16       PASSIVE   0.000      -4.100       0.000
1.000       1.000       41.16       0.000       0.000     DI1_164_167_L_0
  23 D   10.98       4.8680E-03    12.80       54.89       68.80       54.89       PASSIVE   0.000      -4.300       0.000
1.000       1.000       54.89       0.000       0.000     DI1_164_167_L_0
  24 D   11.42       4.4465E-03    16.00       57.11       72.00       57.11           V-C   7423.      -4.500       0.000
1.000       1.000       57.11       0.000       0.000     DI1_164_167_L_0
```

```
  25 D   11.17      4.0261E-03   19.20       55.86       75.20       55.86          V-C   7423.      -4.700       0.000
1.000       1.000       55.86       0.000       0.000     DI1_164_167_L_0
  26 D   10.91      3.6069E-03   22.40       54.57       78.40       54.57          V-C   7423.      -4.900       0.000
1.000       1.000       54.57       0.000       0.000     DI1_164_167_L_0
  27 D   16.01      3.1889E-03   25.60       80.04       81.60       80.04          V-C   1.5823E+04 -5.100       0.000
1.000       1.000       80.04       0.000       0.000     DI2_165_168_L_0
  28 D   15.04      2.7722E-03   28.80       75.21       84.80       75.21          V-C   1.5823E+04 -5.300       0.000
1.000       1.000       75.21       0.000       0.000     DI2_165_168_L_0
  29 D   14.07      2.3567E-03   32.00       70.37       88.00       70.37          V-C   1.5823E+04 -5.500       0.000
1.000       1.000       70.37       0.000       0.000     DI2_165_168_L_0
  30 D   13.11      1.9423E-03   35.20       65.54       91.20       65.54          V-C   1.5823E+04 -5.700       0.000
1.000       1.000       65.54       0.000       0.000     DI2_165_168_L_0
  31 D   12.14      1.5290E-03   38.40       60.71       94.40       60.71          V-C   1.5823E+04 -5.900       0.000
1.000       1.000       60.71       0.000       0.000     DI2_165_168_L_0
  32 D   11.18      1.1168E-03   41.60       55.88       97.60       55.88          V-C   1.5823E+04 -6.100       0.000
1.000       1.000       55.88       0.000       0.000     DI2_165_168_L_0
  33 D   10.21      7.0532E-04   44.80       51.06       100.8       51.06          V-C   1.5823E+04 -6.300       0.000
1.000       1.000       51.06       0.000       0.000     DI2_165_168_L_0
  34 D   8.557      2.9459E-04   48.00       42.79       104.0       52.00         UL-RL  2.5317E+04 -6.500       0.000
1.000       1.000       42.79       0.000       0.000     DI2_165_168_L_0
  35 D   6.823     -1.1559E-04   51.20       34.12       107.2       53.60         UL-RL  2.5317E+04 -6.700       0.000
1.000       1.000       34.12       0.000       0.000     DI2_165_168_L_0
  36 D   5.089     -5.2539E-04   54.40       25.45       110.4       55.20         UL-RL  2.5317E+04 -6.900       0.000
1.000       1.000       25.45       0.000       0.000     DI2_165_168_L_0
  37 D   3.355     -9.3496E-04   57.60       16.77       113.6       56.80         UL-RL  2.5317E+04 -7.100       0.000
1.000       1.000       16.77       0.000       0.000     DI2_165_168_L_0
  38 D   3.370     -1.3444E-03   60.80       16.85       116.8       58.40         ACTIVE   0.000      -7.300       0.000
1.000       1.000       16.85       0.000       0.000     DI2_165_168_L_0
  39 D   1.779     -1.7538E-03   64.00       17.79       120.0       60.00         ACTIVE   0.000      -7.500       0.000
1.000       1.000       17.79       0.000       0.000     DI2_165_168_L_0
```

```
+-----------------------------------------------------------------------------------------------------------------+
|                  PARATIEPLUS(TM)   NLS ENGINE RELEASE  2018.0    FULL VERSION  *Build date:Nov 13, 2017*          |
|                                                                                                                 |
|                         NewProject.BaseDesignSection_28.SLERaraFrequenteQuasiPermanente_1153                    |
|                                 Exe Time : 4 September 2018 18:00:40                                            |
+-----------------------------------------------------------------------------------------------------------------+
New Project


S T R E S S   R E S U L T S   F O R   G R O U P   N O.   3

WallElement_33                                                  :
ELEMENT TYPE    2 NO.OF ELEMENTS. IN THIS GROUP   38
C U R R E N T   T I M E   I S     2.0000

 WALL2D ELEMENT

   EL      TA          TB          MA          MB
-----------------------------------------------------
    1-2.14772E-04 2.14772E-04 3.18096E-10-4.29537E-05
    2 0.21270    -0.21270     4.29537E-05 4.24964E-02
    3 0.63874    -0.63874    -4.24964E-02 0.17024
    4  1.2779     -1.2779    -0.17024     0.42582
    5  2.1302     -2.1302    -0.42582     0.85186
    6  3.1956     -3.1956    -0.85186      1.4910
    7  4.4742     -4.4742     -1.4910      2.3858
    8  5.9658     -5.9658     -2.3858      3.5790
    9  7.6706     -7.6706     -3.5790      5.1131
   10  9.5885     -9.5885     -5.1131      7.0308
   11  11.720     -11.720     -7.0308      9.3747
   12  14.064     -14.064     -9.3747      12.187
   13  16.621     -16.621     -12.187      15.512
   14  19.392     -19.392     -15.512      19.390
   15  22.375     -22.375     -19.390      23.865
   16  25.572     -25.572     -23.865      28.979
   17  28.129     -28.129     -28.979      31.792
   18  30.766     -30.766     -31.792      37.946
   19  34.496     -34.496     -37.946      44.845
   20  35.694     -35.694     -44.845      51.984
   21  34.361     -34.361     -51.984      58.856
   22  30.497     -30.497     -58.856      64.955
   23  24.102     -24.102     -64.955      69.776
   24  17.474     -17.474     -69.776      73.270
   25  11.311     -11.311     -73.270      75.533
   26  5.6179     -5.6179     -75.533      76.656
   27 -5.7934      5.7934     -76.656      75.497
   28 -16.049      16.049     -75.497      72.288
   29 -25.149      25.149     -72.288      67.258
   30 -33.094      33.094     -67.258      60.639
   31 -39.883      39.883     -60.639      52.662
   32 -45.519      45.519     -52.662      43.559
   33 -50.001      50.001     -43.559      33.559
   34 -50.688      50.688     -33.559      23.421
   35 -46.248      46.248     -23.421      14.172
   36 -37.477      37.477     -14.172      6.6762
   37 -24.454      24.454     -6.6762      1.7855
   38 -8.9275      8.9275     -1.7855     3.18323E-12
```

```
+-------------------------------------------------------------------------------------------------------------------------------+
|                   PARATIEPLUS(TM)   NLS ENGINE RELEASE  2018.0    FULL VERSION  *Build date:Nov 13, 2017*                    |
|                                                                                                                               |
|                          NewProject.BaseDesignSection_28.SLERaraFrequenteQuasiPermanente_1153                                 |
|                                   Exe Time : 4 September 2018 18:00:40                                                        |
+-------------------------------------------------------------------------------------------------------------------------------+
New Project


S T R E S S   R E S U L T S   F O R   G R O U P   N O.   4

WallElement_New_20092                                          :
ELEMENT TYPE    2 NO.OF ELEMENTS. IN THIS GROUP   17
C U R R E N T   T I M E   I S      2.0000

 WALL2D ELEMENT

   EL      TA          TB          MA          MB
-----------------------------------------------------

***** NO ONE ELEMENT ACTIVE AT CURRENT STEP *****

ITER     0 RNORM = 0.000     RMNORM= 0.000
           RINORM=0.5305E+05 RIMNOR=0.1295E+06
           RENORM= 3.812     REMNOR=0.1513E-17 RATIO =0.8477E-02 TOLER =0.1000E-03  NOT CONVERGED
           RFMAX = 50.69     RMMAX = 76.66
           RTSMAL=0.1000E-03 RMSMAL=0.1000E-03
           RDT   =0.5305E+05 RDR   =0.1295E+06
           RATIOT=0.8477E-02 RATIOR= 0.000
           MAX UN=0.2148E-03 IEQ=     3 NODE      1 DOF   3  Y-DISPL.S
           MIN UN=-1.339     IEQ=    91 NODE     19 DOF   1  Y-DISPL.F
           NO. OF CONTACT CONSTRAINT VIOLATIONS     0


ITER     2 RNORM = 0.000     RMNORM= 0.000
           RINORM=0.5305E+05 RIMNOR=0.1295E+06
           RENORM=0.1715E-01 REMNOR=0.6464E-18 RATIO =0.5685E-03 TOLER =0.1000E-03  NOT CONVERGED
           RFMAX = 50.69     RMMAX = 76.66
           RTSMAL=0.1000E-03 RMSMAL=0.1000E-03
           RDT   =0.5305E+05 RDR   =0.1295E+06
           RATIOT=0.5685E-03 RATIOR= 0.000
           MAX UN=0.5791E-08 IEQ=    51 NODE     11 DOF   1  Y-DISPL.F
           MIN UN=-.1158     IEQ=   186 NODE     38 DOF   1  Y-DISPL.F
           NO. OF CONTACT CONSTRAINT VIOLATIONS     0


ITER     3 RNORM = 0.000     RMNORM= 0.000
           RINORM=0.5305E+05 RIMNOR=0.1295E+06
           RENORM=0.3305E-10 REMNOR=0.2860E-17 RATIO =0.2496E-07 TOLER =0.1000E-03      CONVERGED !
           RFMAX = 50.69     RMMAX = 76.66
           RTSMAL=0.1000E-03 RMSMAL=0.1000E-03
           RDT   =0.5305E+05 RDR   =0.1295E+06
           RATIOT=0.2496E-07 RATIOR= 0.000
           MAX UN=0.2289E-07 IEQ=    86 NODE     18 DOF   1  Y-DISPL.F
           MIN UN=-.2234E-05 IEQ=   193 NODE     39 DOF   3  Y-DISPL.S
           NO. OF CONTACT CONSTRAINT VIOLATIONS     0
```

```
+-------------------------------------------------------------------------------------------------------------------------------+
|                   PARATIEPLUS(TM)   NLS ENGINE RELEASE  2018.0    FULL VERSION  *Build date:Nov 13, 2017*                    |
|                                                                                                                               |
|                            NewProject.BaseDesignSection_28.SLERaraFrequenteQuasiPermanente_1153                               |
|                                     Exe Time : 4 September 2018 18:00:40                                                      |
+-------------------------------------------------------------------------------------------------------------------------------+
New Project
SOLUTION REACHED USING     3 ITERATIONS ON   40

P R I N T   O U T   F O R   T I M E   S T E P    3     ( AT TIME   3.000     )

PRINT OUT OF ACTIVE COMPONENTS (FIXED NODES ARE NOT PRINTED OUT)
```

	Y-DISPL.F (02)	X-ROT. F (04)	Y-DISPL.S (08)	X-ROT. S (10)	Y-FORCE (14)	GAP	C-FORCE
1	1.4029042E-02	-2.1434765E-03	1.4029042E-02	-2.9133088E-06	-4.6704531E-16	0.000000	-1.7265735E-06
2	1.3600347E-02	-2.1434765E-03	1.3600347E-02	-2.9133070E-06	-7.2764062E-14	-3.4694470E-18	-5.3798849E-04
3	1.3171652E-02	-2.1434742E-03	1.3171652E-02	-2.9127631E-06	-7.5150868E-14	1.7347235E-18	-5.5563558E-04
4	1.2742958E-02	-2.1434634E-03	1.2742958E-02	-2.9105820E-06	-7.7537334E-14	0.000000	-5.7328016E-04
5	1.2314267E-02	-2.1434343E-03	1.2314267E-02	-2.9056332E-06	-7.9918346E-14	-1.7347235E-18	-5.9088442E-04
6	1.1885586E-02	-2.1433735E-03	1.1885586E-02	-2.8967510E-06	-8.2303460E-14	-3.4694470E-18	-6.0851900E-04
7	1.1456921E-02	-2.1432645E-03	1.1456921E-02	-2.8827344E-06	-8.4643015E-14	0.000000	-6.2581674E-04
8	1.1028285E-02	-2.1430868E-03	1.1028285E-02	-2.8623474E-06	-8.7103784E-14	1.7347235E-18	-6.4401068E-04
9	1.0599693E-02	-2.1428167E-03	1.0599693E-02	-2.8343185E-06	-8.9039895E-14	3.4694470E-18	-6.5832552E-04
10	1.0171166E-02	-2.1424270E-03	1.0171166E-02	-2.7973437E-06	-9.2833537E-14	3.4694470E-18	-6.8637419E-04
11	9.7427319E-03	-2.1418870E-03	9.7427319E-03	-2.7500763E-06	-8.9560929E-14	0.000000	-6.6217783E-04
12	9.3144236E-03	-2.1411624E-03	9.3144236E-03	-2.6911662E-06	-1.1248751E-13	-3.4694470E-18	-8.3168786E-04
13	8.8862817E-03	-2.1402156E-03	8.8862817E-03	-2.6191174E-06	-3.7421265E-14	3.4694470E-18	-2.7667792E-04
14	8.4583549E-03	-2.1390051E-03	8.4583549E-03	-2.5328200E-06	-3.2780376E-13	0.000000	-2.4236505E-03
15	8.0307002E-03	-2.1374865E-03	8.0307002E-03	-2.4295702E-06	7.4600723E-13	-3.4694470E-18	5.5156803E-03
16	7.6033841E-03	-2.1356114E-03	7.6033841E-03	-2.3124640E-06	-3.2710480E-12	-2.6020852E-18	-2.4184644E-02
17	7.1764807E-03	-2.1333283E-03	7.1764807E-03	-2.1628068E-06	6.1959140E-12	0.000000	0.2061503
18	6.9632146E-03	-2.1320181E-03	6.9632146E-03	-2.1182972E-06	-5.3439653E-12	8.6736174E-19	-0.1778046
19	6.5371024E-03	-2.1290166E-03	6.5371024E-03	0.000000	3.0525443E-18	0.000000	2.2569297E-08
20	6.1116441E-03	-2.1254727E-03	6.1116441E-03	0.000000	1.5199960E-17	0.000000	1.1238245E-07
21	5.6869513E-03	-2.1213591E-03	5.6869513E-03	0.000000	2.7585232E-17	-8.6736174E-19	2.0395421E-07
22	5.2631380E-03	-2.1166824E-03	5.2631380E-03	0.000000	4.0227246E-17	-8.6736174E-19	2.9742423E-07
23	4.8403128E-03	-2.1114884E-03	4.8403128E-03	0.000000	5.3144336E-17	8.6736174E-19	3.9292805E-07
24	4.4185714E-03	-2.1058625E-03	4.4185714E-03	0.000000	6.6353527E-17	1.7347235E-18	4.9059522E-07
25	3.9979915E-03	-2.0999129E-03	3.9979915E-03	0.000000	7.9872088E-17	0.000000	5.9054683E-07
26	3.5786229E-03	-2.0937456E-03	3.5786229E-03	0.000000	9.3715560E-17	4.3368087E-19	6.9289552E-07
27	3.1605012E-03	-2.0874592E-03	3.1605012E-03	0.000000	1.0789573E-16	4.3368087E-19	7.9774045E-07
28	2.7436379E-03	-2.0811929E-03	2.7436379E-03	0.000000	1.2242489E-16	-8.6736174E-19	9.0516364E-07
29	2.3280111E-03	-2.0751210E-03	2.3280111E-03	0.000000	1.3730819E-16	0.000000	1.0152128E-06
30	1.9135682E-03	-2.0693991E-03	1.9135682E-03	0.000000	1.5254820E-16	2.1684043E-19	1.1278925E-06
31	1.5002211E-03	-2.0641640E-03	1.5002211E-03	0.000000	1.6813966E-16	0.000000	1.2431614E-06
32	1.0878623E-03	-2.0595336E-03	1.0878623E-03	0.000000	1.8406720E-16	-2.1684043E-19	1.3609237E-06
33	6.7636074E-04	-2.0556072E-03	6.7636074E-04	0.000000	2.0031116E-16	0.000000	1.4810255E-06
34	2.6556716E-04	-2.0524653E-03	2.6556716E-04	0.000000	2.1684049E-16	0.000000	1.6032491E-06
35	-1.4467825E-04	-2.0501474E-03	-1.4467825E-04	0.000000	2.3361938E-16	-5.4210109E-20	1.7273068E-06
36	-5.5454248E-04	-2.0486203E-03	-5.5454248E-04	0.000000	2.5060098E-16	1.0842022E-19	1.8528495E-06
37	-9.6417181E-04	-2.0477746E-03	-9.6417181E-04	0.000000	2.6773019E-16	0.000000	1.9794964E-06
38	-1.3736858E-03	-2.0474317E-03	-1.3736858E-03	0.000000	2.8495600E-16	0.000000	2.1068102E-06
39	-1.7831687E-03	-2.0473593E-03	-1.7831687E-03	0.000000	6.0442709E-16	2.1684043E-19	2.2343528E-06

```
+-------------------------------------------------------------------------------------------------------------------------------+
|                   PARATIEPLUS(TM)   NLS ENGINE RELEASE  2018.0    FULL VERSION  *Build date:Nov 13, 2017*                    |
|                                                                                                                               |
|                          NewProject.BaseDesignSection_28.SLERaraFrequenteQuasiPermanente_1153                                 |
|                                   Exe Time : 4 September 2018 18:00:40                                                        |
+-------------------------------------------------------------------------------------------------------------------------------+
New Project


S T R E S S   R E S U L T S   F O R   G R O U P   N O.   1

0_L                                                              :
ELEMENT TYPE    5 NO.OF ELEMENTS. IN THIS GROUP   39
C U R R E N T   T I M E   I S      3.0000

 HARDENING 2D SOIL ELEMENT

 ****** TOTAL STRESS FORMULATION *****

  EL *   FORCE     DISPL-Y  VERTICAL-P  HORIZON.-P     MAX-V-P     MAX-H-P           STATE   STIFFNESS Z-LEVEL      PORE
E FACTOR    UFACTOR       Peq           Su_a         Su_p     LAYER
 ------------------------------------------------------------------------------------------------------------------------------
-------------------------------------------------------------------------------------------
   1 D   0.000     -1.4029E-02   0.000       0.000       0.000       0.000          ACTIVE   0.000       0.000       0.000
1.000       1.000       0.000       0.000       0.000     DI1_164_167_L_0
   2 D  0.2798     -1.3600E-02   3.200       1.399       3.200       1.600          UL-RL  1.8895E+04 -0.2000       0.000
1.000       1.000       1.399       0.000       0.000     DI1_164_167_L_0
   3 D  0.4952     -1.3172E-02   6.400       2.476       6.400       3.200          UL-RL  1.8895E+04 -0.4000       0.000
1.000       1.000       2.476       0.000       0.000     DI1_164_167_L_0
   4 D  0.7105     -1.2743E-02   9.600       3.552       9.600       4.800          UL-RL  1.8895E+04 -0.6000       0.000
1.000       1.000       3.552       0.000       0.000     DI1_164_167_L_0
   5 D  0.9258     -1.2314E-02   12.80       4.629       12.80       6.400          UL-RL  1.8895E+04 -0.8000       0.000
1.000       1.000       4.629       0.000       0.000     DI1_164_167_L_0
   6 D   1.141     -1.1886E-02   16.00       5.706       16.00       8.000          UL-RL  1.8895E+04  -1.000       0.000
1.000       1.000       5.706       0.000       0.000     DI1_164_167_L_0
   7 D   1.356     -1.1457E-02   19.20       6.782       19.20       9.600          UL-RL  1.8895E+04  -1.200       0.000
1.000       1.000       6.782       0.000       0.000     DI1_164_167_L_0
   8 D   1.572     -1.1028E-02   22.40       7.859       22.40       11.20          UL-RL  1.8895E+04  -1.400       0.000
1.000       1.000       7.859       0.000       0.000     DI1_164_167_L_0
   9 D   1.787     -1.0600E-02   25.60       8.935       25.60       12.80          UL-RL  1.8895E+04  -1.600       0.000
1.000       1.000       8.935       0.000       0.000     DI1_164_167_L_0
  10 D   2.002     -1.0171E-02   28.80       10.01       28.80       14.40          UL-RL  1.8895E+04  -1.800       0.000
1.000       1.000       10.01       0.000       0.000     DI1_164_167_L_0
  11 D   2.217     -9.7427E-03   32.00       11.09       32.00       16.00          UL-RL  1.8895E+04  -2.000       0.000
1.000       1.000       11.09       0.000       0.000     DI1_164_167_L_0
  12 D   2.433     -9.3144E-03   35.20       12.16       35.20       17.60          UL-RL  1.8895E+04  -2.200       0.000
1.000       1.000       12.16       0.000       0.000     DI1_164_167_L_0
  13 D   2.648     -8.8863E-03   38.40       13.24       38.40       19.20          UL-RL  1.8895E+04  -2.400       0.000
1.000       1.000       13.24       0.000       0.000     DI1_164_167_L_0
  14 D   2.863     -8.4584E-03   41.60       14.31       41.60       20.80          UL-RL  1.8895E+04  -2.600       0.000
1.000       1.000       14.31       0.000       0.000     DI1_164_167_L_0
  15 D   3.078     -8.0307E-03   44.80       15.39       44.80       22.40          UL-RL  1.8895E+04  -2.800       0.000
1.000       1.000       15.39       0.000       0.000     DI1_164_167_L_0
  16 D   3.293     -7.6034E-03   48.00       16.46       48.00       24.00          UL-RL  1.8895E+04  -3.000       0.000
1.000       1.000       16.46       0.000       0.000     DI1_164_167_L_0
  17 D   2.631     -7.1765E-03   51.20       17.54       51.20       25.60          UL-RL  1.8895E+04  -3.200       0.000
1.000       1.000       17.54       0.000       0.000     DI1_164_167_L_0
  18 D   2.711     -6.9632E-03   52.80       18.07       52.80       26.40          UL-RL  1.8895E+04  -3.300       0.000
1.000       1.000       18.07       0.000       0.000     DI1_164_167_L_0
  19 D   3.830     -6.5371E-03   56.00       19.15       56.00       28.00          UL-RL  1.8895E+04  -3.500       0.000
1.000       1.000       19.15       0.000       0.000     DI1_164_167_L_0
  20 D   4.044     -6.1116E-03   59.20       20.22       59.20       29.60          UL-RL  1.8895E+04  -3.700       0.000
1.000       1.000       20.22       0.000       0.000     DI1_164_167_L_0
  21 D   4.258     -5.6870E-03   62.40       21.29       62.40       31.20          UL-RL  1.8895E+04  -3.900       0.000
1.000       1.000       21.29       0.000       0.000     DI1_164_167_L_0
  22 D   4.473     -5.2631E-03   65.60       22.36       65.60       32.80          UL-RL  1.8895E+04  -4.100       0.000
1.000       1.000       22.36       0.000       0.000     DI1_164_167_L_0
  23 D   4.687     -4.8403E-03   68.80       23.43       68.80       34.40          UL-RL  1.8895E+04  -4.300       0.000
1.000       1.000       23.43       0.000       0.000     DI1_164_167_L_0
  24 D   4.901     -4.4186E-03   72.00       24.50       72.00       36.00          UL-RL  1.8895E+04  -4.500       0.000
1.000       1.000       24.50       0.000       0.000     DI1_164_167_L_0
```

25 D	5.115	-3.9980E-03	75.20	25.57	75.20	37.60	UL-RL	1.8895E+04	-4.700	0.000	
1.000	1.000	25.57	0.000	0.000	DI1_164_167_L_0						
26 D	5.328	-3.5786E-03	78.40	26.64	78.40	39.20	UL-RL	1.8895E+04	-4.900	0.000	
1.000	1.000	26.64	0.000	0.000	DI1_164_167_L_0						
27 D	4.856	-3.1605E-03	81.60	24.28	81.60	40.80	UL-RL	4.5542E+04	-5.100	0.000	
1.000	1.000	24.28	0.000	0.000	DI2_165_168_L_0						
28 D	5.046	-2.7436E-03	84.80	25.23	84.80	42.40	UL-RL	4.5542E+04	-5.300	0.000	
1.000	1.000	25.23	0.000	0.000	DI2_165_168_L_0						
29 D	5.236	-2.3280E-03	88.00	26.18	88.00	44.00	UL-RL	4.5542E+04	-5.500	0.000	
1.000	1.000	26.18	0.000	0.000	DI2_165_168_L_0						
30 D	5.425	-1.9136E-03	91.20	27.13	91.20	45.60	UL-RL	4.5542E+04	-5.700	0.000	
1.000	1.000	27.13	0.000	0.000	DI2_165_168_L_0						
31 D	5.615	-1.5002E-03	94.40	28.07	94.40	47.20	UL-RL	4.5542E+04	-5.900	0.000	
1.000	1.000	28.07	0.000	0.000	DI2_165_168_L_0						
32 D	5.804	-1.0879E-03	97.60	29.02	97.60	48.80	UL-RL	4.5542E+04	-6.100	0.000	
1.000	1.000	29.02	0.000	0.000	DI2_165_168_L_0						
33 D	5.994	-6.7636E-04	100.8	29.97	100.8	50.40	UL-RL	4.5542E+04	-6.300	0.000	
1.000	1.000	29.97	0.000	0.000	DI2_165_168_L_0						
34 D	8.134	-2.6557E-04	104.0	40.67	104.0	52.00	UL-RL	4.5542E+04	-6.500	0.000	
1.000	1.000	40.67	0.000	0.000	DI2_165_168_L_0						
35 D	11.51	1.4468E-04	107.2	57.53	107.2	57.53	V-C	2.8464E+04	-6.700	0.000	
1.000	1.000	57.53	0.000	0.000	DI2_165_168_L_0						
36 D	14.03	5.5454E-04	110.4	70.13	110.4	70.13	V-C	2.8464E+04	-6.900	0.000	
1.000	1.000	70.13	0.000	0.000	DI2_165_168_L_0						
37 D	16.54	9.6417E-04	113.6	82.72	113.6	82.72	V-C	2.8464E+04	-7.100	0.000	
1.000	1.000	82.72	0.000	0.000	DI2_165_168_L_0						
38 D	19.06	1.3737E-03	116.8	95.31	116.8	95.31	V-C	2.8464E+04	-7.300	0.000	
1.000	1.000	95.31	0.000	0.000	DI2_165_168_L_0						
39 D	10.79	1.7832E-03	120.0	107.9	120.0	107.9	V-C	2.8464E+04	-7.500	0.000	
1.000	1.000	107.9	0.000	0.000	DI2_165_168_L_0						

```
+-------------------------------------------------------------------------------------------------------------------------------+
|                   PARATIEPLUS(TM)   NLS ENGINE RELEASE  2018.0    FULL VERSION  *Build date:Nov 13, 2017*                    |
|                                                                                                                               |
|                              NewProject.BaseDesignSection_28.SLERaraFrequenteQuasiPermanente_1153                             |
|                                       Exe Time : 4 September 2018 18:00:40                                                    |
+-------------------------------------------------------------------------------------------------------------------------------+
New Project


S T R E S S   R E S U L T S   F O R   G R O U P   N O.   2

0_R                                                          :
ELEMENT TYPE    5 NO.OF ELEMENTS. IN THIS GROUP   39
C U R R E N T   T I M E   I S      3.0000

 HARDENING 2D SOIL ELEMENT

 ****** TOTAL STRESS FORMULATION *****

  EL *   FORCE     DISPL-Y  VERTICAL-P  HORIZON.-P     MAX-V-P     MAX-H-P           STATE   STIFFNESS Z-LEVEL      PORE
E FACTOR    UFACTOR       Peq           Su_a         Su_p     LAYER
 ------------------------------------------------------------------------------------------------------------------------------
-------------------------------------------------------------------------------------------
   1     0.000         --          --          --          --          --          REMOVED     --        0.000       0.000
1.000       1.000       0.000       0.000       0.000     not available
   2     0.000         --          --          --          --          --          REMOVED     --      -0.2000       0.000
1.000       1.000       0.000       0.000       0.000     not available
   3     0.000         --          --          --          --          --          REMOVED     --      -0.4000       0.000
1.000       1.000       0.000       0.000       0.000     not available
   4     0.000         --          --          --          --          --          REMOVED     --      -0.6000       0.000
1.000       1.000       0.000       0.000       0.000     not available
   5     0.000         --          --          --          --          --          REMOVED     --      -0.8000       0.000
1.000       1.000       0.000       0.000       0.000     not available
   6     0.000         --          --          --          --          --          REMOVED     --       -1.000       0.000
1.000       1.000       0.000       0.000       0.000     not available
   7     0.000         --          --          --          --          --          REMOVED     --       -1.200       0.000
1.000       1.000       0.000       0.000       0.000     not available
   8     0.000         --          --          --          --          --          REMOVED     --       -1.400       0.000
1.000       1.000       0.000       0.000       0.000     not available
   9     0.000         --          --          --          --          --          REMOVED     --       -1.600       0.000
1.000       1.000       0.000       0.000       0.000     not available
  10     0.000         --          --          --          --          --          REMOVED     --       -1.800       0.000
1.000       1.000       0.000       0.000       0.000     not available
  11     0.000         --          --          --          --          --          REMOVED     --       -2.000       0.000
1.000       1.000       0.000       0.000       0.000     not available
  12     0.000         --          --          --          --          --          REMOVED     --       -2.200       0.000
1.000       1.000       0.000       0.000       0.000     not available
  13     0.000         --          --          --          --          --          REMOVED     --       -2.400       0.000
1.000       1.000       0.000       0.000       0.000     not available
  14     0.000         --          --          --          --          --          REMOVED     --       -2.600       0.000
1.000       1.000       0.000       0.000       0.000     not available
  15     0.000         --          --          --          --          --          REMOVED     --       -2.800       0.000
1.000       1.000       0.000       0.000       0.000     not available
  16     0.000         --          --          --          --          --          REMOVED     --       -3.000       0.000
1.000       1.000       0.000       0.000       0.000     not available
  17     0.000         --          --          --          --          --          REMOVED     --       -3.200       0.000
1.000       1.000       0.000       0.000       0.000     not available
  18 D   0.000      6.9632E-03   0.000       0.000       0.000       0.000       PASSIVE   0.000       -3.300       0.000
1.000       1.000       0.000       0.000       0.000     DI1_164_167_L_0
  19 D   1.272      6.5371E-03   3.200       6.360       56.00       28.00         UL-RL  1.2597E+04  -3.500       0.000
1.000       1.000       6.360       0.000       0.000     DI1_164_167_L_0
  20 D   3.247      6.1116E-03   6.400       16.23       59.20       29.60         UL-RL  1.2597E+04  -3.700       0.000
1.000       1.000       16.23       0.000       0.000     DI1_164_167_L_0
  21 D   5.869      5.6870E-03   9.600       29.35       62.40       31.20         UL-RL  1.2597E+04  -3.900       0.000
1.000       1.000       29.35       0.000       0.000     DI1_164_167_L_0
  22 D   8.484      5.2631E-03   12.80       42.42       65.60       42.76         UL-RL  1.2597E+04  -4.100       0.000
1.000       1.000       42.42       0.000       0.000     DI1_164_167_L_0
  23 D   11.23      4.8403E-03   16.00       56.14       68.80       56.49         UL-RL  1.2597E+04  -4.300       0.000
1.000       1.000       56.14       0.000       0.000     DI1_164_167_L_0
  24 D   11.67      4.4186E-03   19.20       58.36       72.00       58.71         UL-RL  1.2597E+04  -4.500       0.000
1.000       1.000       58.36       0.000       0.000     DI1_164_167_L_0
```

```
  25 D   11.42      3.9980E-03   22.40       57.11       75.20       57.46          UL-RL  1.2597E+04  -4.700       0.000
1.000       1.000       57.11       0.000       0.000     DI1_164_167_L_0
  26 D   11.16      3.5786E-03   25.60       55.81       78.40       56.17          UL-RL  1.2597E+04  -4.900       0.000
1.000       1.000       55.81       0.000       0.000     DI1_164_167_L_0
  27 D   16.18      3.1605E-03   28.80       80.88       81.60       81.64          UL-RL  2.6852E+04  -5.100       0.000
1.000       1.000       80.88       0.000       0.000     DI2_165_168_L_0
  28 D   15.21      2.7436E-03   32.00       76.04       84.80       76.81          UL-RL  2.6852E+04  -5.300       0.000
1.000       1.000       76.04       0.000       0.000     DI2_165_168_L_0
  29 D   14.24      2.3280E-03   35.20       71.20       88.00       71.97          UL-RL  2.6852E+04  -5.500       0.000
1.000       1.000       71.20       0.000       0.000     DI2_165_168_L_0
  30 D   13.27      1.9136E-03   38.40       66.37       91.20       67.14          UL-RL  2.6852E+04  -5.700       0.000
1.000       1.000       66.37       0.000       0.000     DI2_165_168_L_0
  31 D   12.31      1.5002E-03   41.60       61.54       94.40       62.31          UL-RL  2.6852E+04  -5.900       0.000
1.000       1.000       61.54       0.000       0.000     DI2_165_168_L_0
  32 D   11.34      1.0879E-03   44.80       56.71       97.60       57.48          UL-RL  2.6852E+04  -6.100       0.000
1.000       1.000       56.71       0.000       0.000     DI2_165_168_L_0
  33 D   10.38      6.7636E-04   48.00       51.88       100.8       52.66          UL-RL  2.6852E+04  -6.300       0.000
1.000       1.000       51.88       0.000       0.000     DI2_165_168_L_0
  34 D   8.633      2.6557E-04   51.20       43.16       104.0       52.00          UL-RL  2.6852E+04  -6.500       0.000
1.000       1.000       43.16       0.000       0.000     DI2_165_168_L_0
  35 D   6.895     -1.4468E-04   54.40       34.48       107.2       53.60          UL-RL  2.6852E+04  -6.700       0.000
1.000       1.000       34.48       0.000       0.000     DI2_165_168_L_0
  36 D   5.158     -5.5454E-04   57.60       25.79       110.4       55.20          UL-RL  2.6852E+04  -6.900       0.000
1.000       1.000       25.79       0.000       0.000     DI2_165_168_L_0
  37 D   3.420     -9.6417E-04   60.80       17.10       113.6       56.80          UL-RL  2.6852E+04  -7.100       0.000
1.000       1.000       17.10       0.000       0.000     DI2_165_168_L_0
  38 D   3.559     -1.3737E-03   64.00       17.79       116.8       58.40          ACTIVE   0.000      -7.300       0.000
1.000       1.000       17.79       0.000       0.000     DI2_165_168_L_0
  39 D   1.874     -1.7832E-03   67.20       18.74       120.0       60.00          ACTIVE   0.000      -7.500       0.000
1.000       1.000       18.74       0.000       0.000     DI2_165_168_L_0
```

```
+-----------------------------------------------------------------------------------------------------------------+
|                  PARATIEPLUS(TM)   NLS ENGINE RELEASE  2018.0    FULL VERSION  *Build date:Nov 13, 2017*          |
|                                                                                                                 |
|                         NewProject.BaseDesignSection_28.SLERaraFrequenteQuasiPermanente_1153                    |
|                                 Exe Time : 4 September 2018 18:00:40                                            |
+-----------------------------------------------------------------------------------------------------------------+
New Project


S T R E S S   R E S U L T S   F O R   G R O U P   N O.   3

WallElement_33                                                  :
ELEMENT TYPE    2 NO.OF ELEMENTS. IN THIS GROUP   38
C U R R E N T   T I M E   I S     3.0000

 WALL2D ELEMENT

   EL      TA          TB          MA          MB
-----------------------------------------------------
    1-1.72380E-06 1.72380E-06 2.75278E-10-3.43924E-07
    2 0.27929    -0.27929     3.44068E-07 5.58582E-02
    3 0.77389    -0.77389    -5.58582E-02 0.21064
    4  1.4838     -1.4838    -0.21064     0.50740
    5  2.4090     -2.4090    -0.50740     0.98919
    6  3.5495     -3.5495    -0.98919      1.6991
    7  4.9053     -4.9053     -1.6991      2.6801
    8  6.4763     -6.4763     -2.6801      3.9754
    9  8.2627     -8.2627     -3.9754      5.6279
   10  10.264     -10.264     -5.6279      7.6808
   11  12.481     -12.481     -7.6808      10.177
   12  14.913     -14.913     -10.177      13.160
   13  17.560     -17.560     -13.160      16.672
   14  20.421     -20.421     -16.672      20.756
   15  23.504     -23.504     -20.756      25.456
   16  26.772     -26.772     -25.456      30.811
   17  29.609     -29.609     -30.811      33.772
   18  32.143     -32.143     -33.772      40.200
   19  34.700     -34.700     -40.200      47.140
   20  35.497     -35.497     -47.140      54.240
   21  33.886     -33.886     -54.240      61.017
   22  29.875     -29.875     -61.017      66.992
   23  23.334     -23.334     -66.992      71.659
   24  16.563     -16.563     -71.659      74.972
   25  10.256     -10.256     -74.972      77.023
   26  4.4216     -4.4216     -77.023      77.907
   27 -6.8982      6.8982     -77.907      76.528
   28 -17.061      17.061     -76.528      73.115
   29 -26.066      26.066     -73.115      67.902
   30 -33.914      33.914     -67.902      61.119
   31 -40.606      40.606     -61.119      52.998
   32 -46.143      46.143     -52.998      43.769
   33 -50.526      50.526     -43.769      33.664
   34 -51.025      51.025     -33.664      23.459
   35 -46.414      46.414     -23.459      14.177
   36 -37.545      37.545     -14.177      6.6674
   37 -24.420      24.420     -6.6674      1.7833
   38 -8.9165      8.9165     -1.7833     1.41895E-11
```

```
+-------------------------------------------------------------------------------------------------------------------------------+
|                   PARATIEPLUS(TM)   NLS ENGINE RELEASE  2018.0    FULL VERSION  *Build date:Nov 13, 2017*                    |
|                                                                                                                               |
|                          NewProject.BaseDesignSection_28.SLERaraFrequenteQuasiPermanente_1153                                 |
|                                   Exe Time : 4 September 2018 18:00:40                                                        |
+-------------------------------------------------------------------------------------------------------------------------------+
New Project


S T R E S S   R E S U L T S   F O R   G R O U P   N O.   4

WallElement_New_20092                                          :
ELEMENT TYPE    2 NO.OF ELEMENTS. IN THIS GROUP   17
C U R R E N T   T I M E   I S      3.0000

 WALL2D ELEMENT

   EL      TA          TB          MA          MB
-------------------------------------------------------
    1 1.72660E-06-1.72660E-06 2.20636E-12 3.45317E-07
    2 5.39715E-04-5.39715E-04-3.45316E-07 1.08288E-04
    3 1.09535E-03-1.09535E-03-1.08288E-04 3.27358E-04
    4 1.66863E-03-1.66863E-03-3.27358E-04 6.61085E-04
    5 2.25952E-03-2.25952E-03-6.61085E-04 1.11299E-03
    6 2.86803E-03-2.86803E-03-1.11299E-03 1.68659E-03
    7 3.49385E-03-3.49385E-03-1.68659E-03 2.38536E-03
    8 4.13786E-03-4.13786E-03-2.38536E-03 3.21294E-03
    9 4.79619E-03-4.79619E-03-3.21294E-03 4.17217E-03
   10 5.48256E-03-5.48256E-03-4.17217E-03 5.26869E-03
   11 6.14474E-03-6.14474E-03-5.26869E-03 6.49763E-03
   12 6.97643E-03-6.97643E-03-6.49763E-03 7.89292E-03
   13 7.25310E-03-7.25310E-03-7.89292E-03 9.34354E-03
   14 9.67676E-03-9.67676E-03-9.34354E-03 1.12789E-02
   15 4.16108E-03-4.16108E-03-1.12789E-02 1.21111E-02
   16 2.83457E-02-2.83457E-02-1.21111E-02 1.77803E-02
   17-0.17780     0.17780    -1.77803E-02 8.95223E-12

ITER     0 RNORM = 0.000     RMNORM= 0.000
           RINORM=0.5434E+05 RIMNOR=0.1356E+06
           RENORM=0.3305E-10 REMNOR=0.2860E-17 RATIO =0.2466E-07 TOLER =0.1000E-03      CONVERGED !
           RFMAX = 51.02     RMMAX = 77.91
           RTSMAL=0.1000E-03 RMSMAL=0.1000E-03
           RDT   =0.5434E+05 RDR   =0.1356E+06
           RATIOT=0.2466E-07 RATIOR= 0.000
           MAX UN=0.2289E-07 IEQ=    86 NODE     18 DOF   1  Y-DISPL.F
           MIN UN=-.2234E-05 IEQ=   193 NODE     39 DOF   3  Y-DISPL.S
           NO. OF CONTACT CONSTRAINT VIOLATIONS     0
```

```
+-------------------------------------------------------------------------------------------------------------------------+
|                   PARATIEPLUS(TM)   NLS ENGINE RELEASE  2018.0    FULL VERSION  *Build date:Nov 13, 2017*               |
|                                                                                                                         |
|                            NewProject.BaseDesignSection_28.SLERaraFrequenteQuasiPermanente_1153                         |
|                                     Exe Time : 4 September 2018 18:00:40                                                |
+-------------------------------------------------------------------------------------------------------------------------+
New Project
SOLUTION REACHED USING     0 ITERATIONS ON   40

no equilibrium iterations were performed to
obtain current solution

P R I N T   O U T   F O R   T I M E   S T E P    4     ( AT TIME   4.000     )

PRINT OUT OF ACTIVE COMPONENTS (FIXED NODES ARE NOT PRINTED OUT)
```

	Y-DISPL.F (02)	X-ROT. F (04)	Y-DISPL.S (08)	X-ROT. S (10)	Y-FORCE (14)	GAP	C-FORCE
1	1.4029042E-02	-2.1434765E-03	1.4029042E-02	-2.9133088E-06	-4.6704531E-16	0.000000	-1.7265735E-06
2	1.3600347E-02	-2.1434765E-03	1.3600347E-02	-2.9133070E-06	-7.2764062E-14	-3.4694470E-18	-5.3798849E-04
3	1.3171652E-02	-2.1434742E-03	1.3171652E-02	-2.9127631E-06	-7.5150868E-14	1.7347235E-18	-5.5563558E-04
4	1.2742958E-02	-2.1434634E-03	1.2742958E-02	-2.9105820E-06	-7.7537334E-14	0.000000	-5.7328016E-04
5	1.2314267E-02	-2.1434343E-03	1.2314267E-02	-2.9056332E-06	-7.9918346E-14	-1.7347235E-18	-5.9088442E-04
6	1.1885586E-02	-2.1433735E-03	1.1885586E-02	-2.8967510E-06	-8.2303460E-14	-3.4694470E-18	-6.0851900E-04
7	1.1456921E-02	-2.1432645E-03	1.1456921E-02	-2.8827344E-06	-8.4643015E-14	0.000000	-6.2581674E-04
8	1.1028285E-02	-2.1430868E-03	1.1028285E-02	-2.8623474E-06	-8.7103784E-14	1.7347235E-18	-6.4401068E-04
9	1.0599693E-02	-2.1428167E-03	1.0599693E-02	-2.8343185E-06	-8.9039895E-14	3.4694470E-18	-6.5832552E-04
10	1.0171166E-02	-2.1424270E-03	1.0171166E-02	-2.7973437E-06	-9.2833537E-14	3.4694470E-18	-6.8637419E-04
11	9.7427319E-03	-2.1418870E-03	9.7427319E-03	-2.7500763E-06	-8.9560929E-14	0.000000	-6.6217783E-04
12	9.3144236E-03	-2.1411624E-03	9.3144236E-03	-2.6911662E-06	-1.1248751E-13	-3.4694470E-18	-8.3168786E-04
13	8.8862817E-03	-2.1402156E-03	8.8862817E-03	-2.6191174E-06	-3.7421265E-14	3.4694470E-18	-2.7667792E-04
14	8.4583549E-03	-2.1390051E-03	8.4583549E-03	-2.5328200E-06	-3.2780376E-13	0.000000	-2.4236505E-03
15	8.0307002E-03	-2.1374865E-03	8.0307002E-03	-2.4295702E-06	7.4600723E-13	-3.4694470E-18	5.5156803E-03
16	7.6033841E-03	-2.1356114E-03	7.6033841E-03	-2.3124640E-06	-3.2710480E-12	-2.6020852E-18	-2.4184644E-02
17	7.1764807E-03	-2.1333283E-03	7.1764807E-03	-2.1628068E-06	6.1959140E-12	0.000000	0.2061503
18	6.9632146E-03	-2.1320181E-03	6.9632146E-03	-2.1182972E-06	-5.3439653E-12	8.6736174E-19	-0.1778046
19	6.5371024E-03	-2.1290166E-03	6.5371024E-03	0.000000	3.0525443E-18	0.000000	2.2569297E-08
20	6.1116441E-03	-2.1254727E-03	6.1116441E-03	0.000000	1.5199960E-17	0.000000	1.1238245E-07
21	5.6869513E-03	-2.1213591E-03	5.6869513E-03	0.000000	2.7585232E-17	-8.6736174E-19	2.0395421E-07
22	5.2631380E-03	-2.1166824E-03	5.2631380E-03	0.000000	4.0227246E-17	-8.6736174E-19	2.9742423E-07
23	4.8403128E-03	-2.1114884E-03	4.8403128E-03	0.000000	5.3144336E-17	8.6736174E-19	3.9292805E-07
24	4.4185714E-03	-2.1058625E-03	4.4185714E-03	0.000000	6.6353527E-17	1.7347235E-18	4.9059522E-07
25	3.9979915E-03	-2.0999129E-03	3.9979915E-03	0.000000	7.9872088E-17	0.000000	5.9054683E-07
26	3.5786229E-03	-2.0937456E-03	3.5786229E-03	0.000000	9.3715560E-17	4.3368087E-19	6.9289552E-07
27	3.1605012E-03	-2.0874592E-03	3.1605012E-03	0.000000	1.0789573E-16	4.3368087E-19	7.9774045E-07
28	2.7436379E-03	-2.0811929E-03	2.7436379E-03	0.000000	1.2242489E-16	-8.6736174E-19	9.0516364E-07
29	2.3280111E-03	-2.0751210E-03	2.3280111E-03	0.000000	1.3730819E-16	0.000000	1.0152128E-06
30	1.9135682E-03	-2.0693991E-03	1.9135682E-03	0.000000	1.5254820E-16	2.1684043E-19	1.1278925E-06
31	1.5002211E-03	-2.0641640E-03	1.5002211E-03	0.000000	1.6813966E-16	0.000000	1.2431614E-06
32	1.0878623E-03	-2.0595336E-03	1.0878623E-03	0.000000	1.8406720E-16	-2.1684043E-19	1.3609237E-06
33	6.7636074E-04	-2.0556072E-03	6.7636074E-04	0.000000	2.0031116E-16	0.000000	1.4810255E-06
34	2.6556716E-04	-2.0524653E-03	2.6556716E-04	0.000000	2.1684049E-16	0.000000	1.6032491E-06
35	-1.4467825E-04	-2.0501474E-03	-1.4467825E-04	0.000000	2.3361938E-16	-5.4210109E-20	1.7273068E-06
36	-5.5454248E-04	-2.0486203E-03	-5.5454248E-04	0.000000	2.5060098E-16	1.0842022E-19	1.8528495E-06
37	-9.6417181E-04	-2.0477746E-03	-9.6417181E-04	0.000000	2.6773019E-16	0.000000	1.9794964E-06
38	-1.3736858E-03	-2.0474317E-03	-1.3736858E-03	0.000000	2.8495600E-16	0.000000	2.1068102E-06
39	-1.7831687E-03	-2.0473593E-03	-1.7831687E-03	0.000000	6.0442709E-16	2.1684043E-19	2.2343528E-06

```
+-------------------------------------------------------------------------------------------------------------------------------+
|                   PARATIEPLUS(TM)   NLS ENGINE RELEASE  2018.0    FULL VERSION  *Build date:Nov 13, 2017*                    |
|                                                                                                                               |
|                          NewProject.BaseDesignSection_28.SLERaraFrequenteQuasiPermanente_1153                                 |
|                                   Exe Time : 4 September 2018 18:00:40                                                        |
+-------------------------------------------------------------------------------------------------------------------------------+
New Project


S T R E S S   R E S U L T S   F O R   G R O U P   N O.   1

0_L                                                              :
ELEMENT TYPE    5 NO.OF ELEMENTS. IN THIS GROUP   39
C U R R E N T   T I M E   I S      4.0000

 HARDENING 2D SOIL ELEMENT

 ****** TOTAL STRESS FORMULATION *****

  EL *   FORCE     DISPL-Y  VERTICAL-P  HORIZON.-P     MAX-V-P     MAX-H-P           STATE   STIFFNESS Z-LEVEL      PORE
E FACTOR    UFACTOR       Peq           Su_a         Su_p     LAYER
 ------------------------------------------------------------------------------------------------------------------------------
-------------------------------------------------------------------------------------------
   1 D   0.000     -1.4029E-02   0.000       0.000       0.000       0.000          UL-RL  1.8895E+04   0.000       0.000
1.000       1.000       0.000       0.000       0.000     DI1_164_167_L_0
   2 D  0.2798     -1.3600E-02   3.200       1.399       3.200       1.600          UL-RL  1.8895E+04 -0.2000       0.000
1.000       1.000       1.399       0.000       0.000     DI1_164_167_L_0
   3 D  0.4952     -1.3172E-02   6.400       2.476       6.400       3.200          UL-RL  1.8895E+04 -0.4000       0.000
1.000       1.000       2.476       0.000       0.000     DI1_164_167_L_0
   4 D  0.7105     -1.2743E-02   9.600       3.552       9.600       4.800          UL-RL  1.8895E+04 -0.6000       0.000
1.000       1.000       3.552       0.000       0.000     DI1_164_167_L_0
   5 D  0.9258     -1.2314E-02   12.80       4.629       12.80       6.400          UL-RL  1.8895E+04 -0.8000       0.000
1.000       1.000       4.629       0.000       0.000     DI1_164_167_L_0
   6 D   1.141     -1.1886E-02   16.00       5.706       16.00       8.000          UL-RL  1.8895E+04  -1.000       0.000
1.000       1.000       5.706       0.000       0.000     DI1_164_167_L_0
   7 D   1.356     -1.1457E-02   19.20       6.782       19.20       9.600          UL-RL  1.8895E+04  -1.200       0.000
1.000       1.000       6.782       0.000       0.000     DI1_164_167_L_0
   8 D   1.572     -1.1028E-02   22.40       7.859       22.40       11.20          UL-RL  1.8895E+04  -1.400       0.000
1.000       1.000       7.859       0.000       0.000     DI1_164_167_L_0
   9 D   1.787     -1.0600E-02   25.60       8.935       25.60       12.80          UL-RL  1.8895E+04  -1.600       0.000
1.000       1.000       8.935       0.000       0.000     DI1_164_167_L_0
  10 D   2.002     -1.0171E-02   28.80       10.01       28.80       14.40          UL-RL  1.8895E+04  -1.800       0.000
1.000       1.000       10.01       0.000       0.000     DI1_164_167_L_0
  11 D   2.217     -9.7427E-03   32.00       11.09       32.00       16.00          UL-RL  1.8895E+04  -2.000       0.000
1.000       1.000       11.09       0.000       0.000     DI1_164_167_L_0
  12 D   2.433     -9.3144E-03   35.20       12.16       35.20       17.60          UL-RL  1.8895E+04  -2.200       0.000
1.000       1.000       12.16       0.000       0.000     DI1_164_167_L_0
  13 D   2.648     -8.8863E-03   38.40       13.24       38.40       19.20          UL-RL  1.8895E+04  -2.400       0.000
1.000       1.000       13.24       0.000       0.000     DI1_164_167_L_0
  14 D   2.863     -8.4584E-03   41.60       14.31       41.60       20.80          UL-RL  1.8895E+04  -2.600       0.000
1.000       1.000       14.31       0.000       0.000     DI1_164_167_L_0
  15 D   3.078     -8.0307E-03   44.80       15.39       44.80       22.40          UL-RL  1.8895E+04  -2.800       0.000
1.000       1.000       15.39       0.000       0.000     DI1_164_167_L_0
  16 D   3.293     -7.6034E-03   48.00       16.46       48.00       24.00          UL-RL  1.8895E+04  -3.000       0.000
1.000       1.000       16.46       0.000       0.000     DI1_164_167_L_0
  17 D   2.631     -7.1765E-03   51.20       17.54       51.20       25.60          UL-RL  1.8895E+04  -3.200       0.000
1.000       1.000       17.54       0.000       0.000     DI1_164_167_L_0
  18 D   2.711     -6.9632E-03   52.80       18.07       52.80       26.40          UL-RL  1.8895E+04  -3.300       0.000
1.000       1.000       18.07       0.000       0.000     DI1_164_167_L_0
  19 D   3.830     -6.5371E-03   56.00       19.15       56.00       28.00          UL-RL  1.8895E+04  -3.500       0.000
1.000       1.000       19.15       0.000       0.000     DI1_164_167_L_0
  20 D   4.044     -6.1116E-03   59.20       20.22       59.20       29.60          UL-RL  1.8895E+04  -3.700       0.000
1.000       1.000       20.22       0.000       0.000     DI1_164_167_L_0
  21 D   4.258     -5.6870E-03   62.40       21.29       62.40       31.20          UL-RL  1.8895E+04  -3.900       0.000
1.000       1.000       21.29       0.000       0.000     DI1_164_167_L_0
  22 D   4.473     -5.2631E-03   65.60       22.36       65.60       32.80          UL-RL  1.8895E+04  -4.100       0.000
1.000       1.000       22.36       0.000       0.000     DI1_164_167_L_0
  23 D   4.687     -4.8403E-03   68.80       23.43       68.80       34.40          UL-RL  1.8895E+04  -4.300       0.000
1.000       1.000       23.43       0.000       0.000     DI1_164_167_L_0
  24 D   4.901     -4.4186E-03   72.00       24.50       72.00       36.00          UL-RL  1.8895E+04  -4.500       0.000
1.000       1.000       24.50       0.000       0.000     DI1_164_167_L_0
```

```
  25 D   5.115     -3.9980E-03   75.20       25.57       75.20       37.60          UL-RL  1.8895E+04  -4.700       0.000
1.000       1.000       25.57       0.000       0.000     DI1_164_167_L_0
  26 D   5.328     -3.5786E-03   78.40       26.64       78.40       39.20          UL-RL  1.8895E+04  -4.900       0.000
1.000       1.000       26.64       0.000       0.000     DI1_164_167_L_0
  27 D   4.856     -3.1605E-03   81.60       24.28       81.60       40.80          UL-RL  4.5542E+04  -5.100       0.000
1.000       1.000       24.28       0.000       0.000     DI2_165_168_L_0
  28 D   5.046     -2.7436E-03   84.80       25.23       84.80       42.40          UL-RL  4.5542E+04  -5.300       0.000
1.000       1.000       25.23       0.000       0.000     DI2_165_168_L_0
  29 D   5.236     -2.3280E-03   88.00       26.18       88.00       44.00          UL-RL  4.5542E+04  -5.500       0.000
1.000       1.000       26.18       0.000       0.000     DI2_165_168_L_0
  30 D   5.425     -1.9136E-03   91.20       27.13       91.20       45.60          UL-RL  4.5542E+04  -5.700       0.000
1.000       1.000       27.13       0.000       0.000     DI2_165_168_L_0
  31 D   5.615     -1.5002E-03   94.40       28.07       94.40       47.20          UL-RL  4.5542E+04  -5.900       0.000
1.000       1.000       28.07       0.000       0.000     DI2_165_168_L_0
  32 D   5.804     -1.0879E-03   97.60       29.02       97.60       48.80          UL-RL  4.5542E+04  -6.100       0.000
1.000       1.000       29.02       0.000       0.000     DI2_165_168_L_0
  33 D   5.994     -6.7636E-04   100.8       29.97       100.8       50.40          UL-RL  4.5542E+04  -6.300       0.000
1.000       1.000       29.97       0.000       0.000     DI2_165_168_L_0
  34 D   8.134     -2.6557E-04   104.0       40.67       104.0       52.00          UL-RL  4.5542E+04  -6.500       0.000
1.000       1.000       40.67       0.000       0.000     DI2_165_168_L_0
  35 D   11.51      1.4468E-04   107.2       57.53       107.2       57.53          UL-RL  4.5542E+04  -6.700       0.000
1.000       1.000       57.53       0.000       0.000     DI2_165_168_L_0
  36 D   14.03      5.5454E-04   110.4       70.13       110.4       70.13          UL-RL  4.5542E+04  -6.900       0.000
1.000       1.000       70.13       0.000       0.000     DI2_165_168_L_0
  37 D   16.54      9.6417E-04   113.6       82.72       113.6       82.72          UL-RL  4.5542E+04  -7.100       0.000
1.000       1.000       82.72       0.000       0.000     DI2_165_168_L_0
  38 D   19.06      1.3737E-03   116.8       95.31       116.8       95.31          UL-RL  4.5542E+04  -7.300       0.000
1.000       1.000       95.31       0.000       0.000     DI2_165_168_L_0
  39 D   10.79      1.7832E-03   120.0       107.9       120.0       107.9          UL-RL  4.5542E+04  -7.500       0.000
1.000       1.000       107.9       0.000       0.000     DI2_165_168_L_0
```

```
+-------------------------------------------------------------------------------------------------------------------------------+
|                  PARATIEPLUS(TM)   NLS ENGINE RELEASE  2018.0    FULL VERSION  *Build date:Nov 13, 2017*                    |
|                                                                                                                               |
|                          NewProject.BaseDesignSection_28.SLERaraFrequenteQuasiPermanente_1153                                 |
|                                   Exe Time : 4 September 2018 18:00:40                                                        |
+-------------------------------------------------------------------------------------------------------------------------------+
New Project


S T R E S S   R E S U L T S   F O R   G R O U P   N O.   2

0_R                                                          :
ELEMENT TYPE    5 NO.OF ELEMENTS. IN THIS GROUP   39
C U R R E N T   T I M E   I S      4.0000

 HARDENING 2D SOIL ELEMENT

 ****** TOTAL STRESS FORMULATION *****

  EL *   FORCE     DISPL-Y  VERTICAL-P  HORIZON.-P     MAX-V-P     MAX-H-P           STATE   STIFFNESS Z-LEVEL      PORE
E FACTOR    UFACTOR       Peq           Su_a         Su_p     LAYER
 ------------------------------------------------------------------------------------------------------------------------------
-------------------------------------------------------------------------------------------
   1     0.000         --          --          --          --          --          REMOVED     --        0.000       0.000
1.000       1.000       0.000       0.000       0.000     not available
   2     0.000         --          --          --          --          --          REMOVED     --      -0.2000       0.000
1.000       1.000       0.000       0.000       0.000     not available
   3     0.000         --          --          --          --          --          REMOVED     --      -0.4000       0.000
1.000       1.000       0.000       0.000       0.000     not available
   4     0.000         --          --          --          --          --          REMOVED     --      -0.6000       0.000
1.000       1.000       0.000       0.000       0.000     not available
   5     0.000         --          --          --          --          --          REMOVED     --      -0.8000       0.000
1.000       1.000       0.000       0.000       0.000     not available
   6     0.000         --          --          --          --          --          REMOVED     --       -1.000       0.000
1.000       1.000       0.000       0.000       0.000     not available
   7     0.000         --          --          --          --          --          REMOVED     --       -1.200       0.000
1.000       1.000       0.000       0.000       0.000     not available
   8     0.000         --          --          --          --          --          REMOVED     --       -1.400       0.000
1.000       1.000       0.000       0.000       0.000     not available
   9     0.000         --          --          --          --          --          REMOVED     --       -1.600       0.000
1.000       1.000       0.000       0.000       0.000     not available
  10     0.000         --          --          --          --          --          REMOVED     --       -1.800       0.000
1.000       1.000       0.000       0.000       0.000     not available
  11     0.000         --          --          --          --          --          REMOVED     --       -2.000       0.000
1.000       1.000       0.000       0.000       0.000     not available
  12     0.000         --          --          --          --          --          REMOVED     --       -2.200       0.000
1.000       1.000       0.000       0.000       0.000     not available
  13     0.000         --          --          --          --          --          REMOVED     --       -2.400       0.000
1.000       1.000       0.000       0.000       0.000     not available
  14     0.000         --          --          --          --          --          REMOVED     --       -2.600       0.000
1.000       1.000       0.000       0.000       0.000     not available
  15     0.000         --          --          --          --          --          REMOVED     --       -2.800       0.000
1.000       1.000       0.000       0.000       0.000     not available
  16     0.000         --          --          --          --          --          REMOVED     --       -3.000       0.000
1.000       1.000       0.000       0.000       0.000     not available
  17     0.000         --          --          --          --          --          REMOVED     --       -3.200       0.000
1.000       1.000       0.000       0.000       0.000     not available
  18 D   0.000      6.9632E-03   0.000       0.000       0.000       0.000         UL-RL  1.2597E+04  -3.300       0.000
1.000       1.000       0.000       0.000       0.000     DI1_164_167_L_0
  19 D   1.272      6.5371E-03   3.200       6.360       56.00       28.00         UL-RL  1.2597E+04  -3.500       0.000
1.000       1.000       6.360       0.000       0.000     DI1_164_167_L_0
  20 D   3.247      6.1116E-03   6.400       16.23       59.20       29.60         UL-RL  1.2597E+04  -3.700       0.000
1.000       1.000       16.23       0.000       0.000     DI1_164_167_L_0
  21 D   5.869      5.6870E-03   9.600       29.35       62.40       31.20         UL-RL  1.2597E+04  -3.900       0.000
1.000       1.000       29.35       0.000       0.000     DI1_164_167_L_0
  22 D   8.484      5.2631E-03   12.80       42.42       65.60       42.76         UL-RL  1.2597E+04  -4.100       0.000
1.000       1.000       42.42       0.000       0.000     DI1_164_167_L_0
  23 D   11.23      4.8403E-03   16.00       56.14       68.80       56.49         UL-RL  1.2597E+04  -4.300       0.000
1.000       1.000       56.14       0.000       0.000     DI1_164_167_L_0
  24 D   11.67      4.4186E-03   19.20       58.36       72.00       58.71         UL-RL  1.2597E+04  -4.500       0.000
1.000       1.000       58.36       0.000       0.000     DI1_164_167_L_0
```

```
  25 D   11.42      3.9980E-03   22.40       57.11       75.20       57.46          UL-RL  1.2597E+04  -4.700       0.000
1.000       1.000       57.11       0.000       0.000     DI1_164_167_L_0
  26 D   11.16      3.5786E-03   25.60       55.81       78.40       56.17          UL-RL  1.2597E+04  -4.900       0.000
1.000       1.000       55.81       0.000       0.000     DI1_164_167_L_0
  27 D   16.18      3.1605E-03   28.80       80.88       81.60       81.64          UL-RL  2.6852E+04  -5.100       0.000
1.000       1.000       80.88       0.000       0.000     DI2_165_168_L_0
  28 D   15.21      2.7436E-03   32.00       76.04       84.80       76.81          UL-RL  2.6852E+04  -5.300       0.000
1.000       1.000       76.04       0.000       0.000     DI2_165_168_L_0
  29 D   14.24      2.3280E-03   35.20       71.20       88.00       71.97          UL-RL  2.6852E+04  -5.500       0.000
1.000       1.000       71.20       0.000       0.000     DI2_165_168_L_0
  30 D   13.27      1.9136E-03   38.40       66.37       91.20       67.14          UL-RL  2.6852E+04  -5.700       0.000
1.000       1.000       66.37       0.000       0.000     DI2_165_168_L_0
  31 D   12.31      1.5002E-03   41.60       61.54       94.40       62.31          UL-RL  2.6852E+04  -5.900       0.000
1.000       1.000       61.54       0.000       0.000     DI2_165_168_L_0
  32 D   11.34      1.0879E-03   44.80       56.71       97.60       57.48          UL-RL  2.6852E+04  -6.100       0.000
1.000       1.000       56.71       0.000       0.000     DI2_165_168_L_0
  33 D   10.38      6.7636E-04   48.00       51.88       100.8       52.66          UL-RL  2.6852E+04  -6.300       0.000
1.000       1.000       51.88       0.000       0.000     DI2_165_168_L_0
  34 D   8.633      2.6557E-04   51.20       43.16       104.0       52.00          UL-RL  2.6852E+04  -6.500       0.000
1.000       1.000       43.16       0.000       0.000     DI2_165_168_L_0
  35 D   6.895     -1.4468E-04   54.40       34.48       107.2       53.60          UL-RL  2.6852E+04  -6.700       0.000
1.000       1.000       34.48       0.000       0.000     DI2_165_168_L_0
  36 D   5.158     -5.5454E-04   57.60       25.79       110.4       55.20          UL-RL  2.6852E+04  -6.900       0.000
1.000       1.000       25.79       0.000       0.000     DI2_165_168_L_0
  37 D   3.420     -9.6417E-04   60.80       17.10       113.6       56.80          UL-RL  2.6852E+04  -7.100       0.000
1.000       1.000       17.10       0.000       0.000     DI2_165_168_L_0
  38 D   3.559     -1.3737E-03   64.00       17.79       116.8       58.40          UL-RL  2.6852E+04  -7.300       0.000
1.000       1.000       17.79       0.000       0.000     DI2_165_168_L_0
  39 D   1.874     -1.7832E-03   67.20       18.74       120.0       60.00          UL-RL  2.6852E+04  -7.500       0.000
1.000       1.000       18.74       0.000       0.000     DI2_165_168_L_0
```

```
+-----------------------------------------------------------------------------------------------------------------------+
|                   PARATIEPLUS(TM)   NLS ENGINE RELEASE  2018.0    FULL VERSION  *Build date:Nov 13, 2017*             |
|                                                                                                                       |
|                          NewProject.BaseDesignSection_28.SLERaraFrequenteQuasiPermanente_1153                         |
|                                   Exe Time : 4 September 2018 18:00:40                                                |
+-----------------------------------------------------------------------------------------------------------------------+
New Project


S T R E S S   R E S U L T S   F O R   G R O U P   N O.   3

WallElement_33                                                  :
ELEMENT TYPE    2 NO.OF ELEMENTS. IN THIS GROUP   38
C U R R E N T   T I M E   I S      4.0000

 WALL2D ELEMENT

   EL      TA          TB          MA          MB
-------------------------------------------------------
    1-1.72380E-06 1.72380E-06 2.75278E-10-3.43924E-07
    2 0.27929    -0.27929     3.44068E-07 5.58582E-02
    3 0.77389    -0.77389    -5.58582E-02 0.21064
    4  1.4838     -1.4838     -0.21064     0.50740
    5  2.4090     -2.4090     -0.50740     0.98919
    6  3.5495     -3.5495     -0.98919      1.6991
    7  4.9053     -4.9053      -1.6991      2.6801
    8  6.4763     -6.4763      -2.6801      3.9754
    9  8.2627     -8.2627      -3.9754      5.6279
   10  10.264     -10.264      -5.6279      7.6808
   11  12.481     -12.481      -7.6808      10.177
   12  14.913     -14.913      -10.177      13.160
   13  17.560     -17.560      -13.160      16.672
   14  20.421     -20.421      -16.672      20.756
   15  23.504     -23.504      -20.756      25.456
   16  26.772     -26.772      -25.456      30.811
   17  29.609     -29.609      -30.811      33.772
   18  32.143     -32.143      -33.772      40.200
   19  34.700     -34.700      -40.200      47.140
   20  35.497     -35.497      -47.140      54.240
   21  33.886     -33.886      -54.240      61.017
   22  29.875     -29.875      -61.017      66.992
   23  23.334     -23.334      -66.992      71.659
   24  16.563     -16.563      -71.659      74.972
   25  10.256     -10.256      -74.972      77.023
   26  4.4216     -4.4216      -77.023      77.907
   27 -6.8982      6.8982      -77.907      76.528
   28 -17.061      17.061      -76.528      73.115
   29 -26.066      26.066      -73.115      67.902
   30 -33.914      33.914      -67.902      61.119
   31 -40.606      40.606      -61.119      52.998
   32 -46.143      46.143      -52.998      43.769
   33 -50.526      50.526      -43.769      33.664
   34 -51.025      51.025      -33.664      23.459
   35 -46.414      46.414      -23.459      14.177
   36 -37.545      37.545      -14.177      6.6674
   37 -24.420      24.420      -6.6674      1.7833
   38 -8.9165      8.9165      -1.7833     1.41895E-11
```

```
+-------------------------------------------------------------------------------------------------------------------------+
|                   PARATIEPLUS(TM)   NLS ENGINE RELEASE  2018.0    FULL VERSION  *Build date:Nov 13, 2017*               |
|                                                                                                                         |
|                          NewProject.BaseDesignSection_28.SLERaraFrequenteQuasiPermanente_1153                           |
|                                   Exe Time : 4 September 2018 18:00:40                                                  |
+-------------------------------------------------------------------------------------------------------------------------+
New Project


S T R E S S   R E S U L T S   F O R   G R O U P   N O.   4

WallElement_New_20092                                          :
ELEMENT TYPE    2 NO.OF ELEMENTS. IN THIS GROUP   17
C U R R E N T   T I M E   I S      4.0000

 WALL2D ELEMENT

   EL      TA          TB          MA          MB
-----------------------------------------------------
    1 1.72660E-06-1.72660E-06 2.20636E-12 3.45317E-07
    2 5.39715E-04-5.39715E-04-3.45316E-07 1.08288E-04
    3 1.09535E-03-1.09535E-03-1.08288E-04 3.27358E-04
    4 1.66863E-03-1.66863E-03-3.27358E-04 6.61085E-04
    5 2.25952E-03-2.25952E-03-6.61085E-04 1.11299E-03
    6 2.86803E-03-2.86803E-03-1.11299E-03 1.68659E-03
    7 3.49385E-03-3.49385E-03-1.68659E-03 2.38536E-03
    8 4.13786E-03-4.13786E-03-2.38536E-03 3.21294E-03
    9 4.79619E-03-4.79619E-03-3.21294E-03 4.17217E-03
   10 5.48256E-03-5.48256E-03-4.17217E-03 5.26869E-03
   11 6.14474E-03-6.14474E-03-5.26869E-03 6.49763E-03
   12 6.97643E-03-6.97643E-03-6.49763E-03 7.89292E-03
   13 7.25310E-03-7.25310E-03-7.89292E-03 9.34354E-03
   14 9.67676E-03-9.67676E-03-9.34354E-03 1.12789E-02
   15 4.16108E-03-4.16108E-03-1.12789E-02 1.21111E-02
   16 2.83457E-02-2.83457E-02-1.21111E-02 1.77803E-02
   17-0.17780     0.17780    -1.77803E-02 8.95223E-12
```

```
+-------------------------------------------------------------------------------------------------------------------------+
|                   PARATIEPLUS(TM)   NLS ENGINE RELEASE  2018.0    FULL VERSION  *Build date:Nov 13, 2017*               |
|                                                                                                                         |
|                          NewProject.BaseDesignSection_28.SLERaraFrequenteQuasiPermanente_1153                           |
|                                   Exe Time : 4 September 2018 18:00:40                                                  |
+-------------------------------------------------------------------------------------------------------------------------+


     F I N A L    I N C R E M E N T A L    A N A L Y S I S

                    S U M M A R Y

     STEP                                  NO. OF ITERATIONS

        1           CONVERGENCE :YES                      0
        2           CONVERGENCE :YES                      6
        3           CONVERGENCE :YES                      3
        4           CONVERGENCE :YES                      0


 END OF PROCESS FOR PROBLEM
New Project
NONLINEAR SOLUTION CPU TIME ....    0.05 [sec]
DATABASE  CREATION CPU TIME.....    0.20 [sec]
```

Design Assumption : A1+M1+R1 - File di Paratie - File di input (.d)

```
* PARATIE ANALYSIS FOR DESIGN SECTION:Base Design Section USING ASSUMPTION: A1+M1+R1
 * Time:martedì 4 settembre 2018 18:00:40
 * 1: Defining general settings
 UNIT  m kN
 TITLE New Project
 DELTA 0.2
 option param itemax 40
 option control hinges 0 0.0001 0.001

 * 2: Defining wall(s)
 WALL LeftWall_32 0 -7.5 0 1

 * 3: Defining surfaces for wall(s)
 SOIL 0_L LeftWall_32 -7.5 0 1 0
 SOIL 0_R LeftWall_32 -7.5 0 2 180

 * 4: Defining soil layers
 *
 * Soil Profile (DI1_164_167_L_0)
 *
 LDATA DI1_164_167_L_0 0 LeftWall_32
 ATREST 0.5 0.5 1
 WEIGHT 16 6 10
 PERMEABILITY 1E-05
 RESISTANCE 0 30 0 0 0
 YOUNG 3E+04 4.8E+04
 ENDL
 *
 * Soil Profile (DI2_165_168_L_0)
 *
 LDATA DI2_165_168_L_0 -5 LeftWall_32
 ATREST 0.5 0.5 1
 WEIGHT 16 6 10
 PERMEABILITY 1E-05
 RESISTANCE 1 33 0 0 0
 YOUNG 6.8E+04 1.088E+05
 ENDL

 * 5: Defining structural materials
 * Steel material: 108 Name=Fe360 E=206000200 kPa
 MATERIAL Fe360_108 2.06E+08
 * Concrete material: 104 Name=C25/30 E=31475800 kPa
 MATERIAL C2530_104 3.148E+07
 * Concrete material: 103 Name=C20/25 E=29962000 kPa
 MATERIAL C2025_103 2.996E+07

 * 6: Defining structural elements
 * 6.1: Beams and combined Wall Elements
 BEAM WallElement_33 LeftWall_32 -7.5 0 C2530_104 0.9794 00 00 0
 BEAM WallElement_New_20092 LeftWall_32 -3.3 0 C2025_103 0.2 00 00 0 slave


 * 6.2: Supports




 * 6.3: Strips

 * 7: Defining Steps
 STEP Stage1_31
 CHANGE DI1_164_167_L_0 U-FRICT=30 LeftWall_32
 CHANGE DI1_164_167_L_0 D-FRICT=30 LeftWall_32
 CHANGE DI1_164_167_L_0 U-KA=0.333 LeftWall_32
 CHANGE DI1_164_167_L_0 U-KP=4.288 LeftWall_32
 CHANGE DI1_164_167_L_0 D-KA=0.333 LeftWall_32
```

```
CHANGE DI1_164_167_L_0 D-KP=4.288 LeftWall_32
CHANGE DI2_165_168_L_0 U-FRICT=33 LeftWall_32
CHANGE DI2_165_168_L_0 D-FRICT=33 LeftWall_32
CHANGE DI2_165_168_L_0 U-KA=0.295 LeftWall_32
CHANGE DI2_165_168_L_0 U-KP=5.16 LeftWall_32
CHANGE DI2_165_168_L_0 D-KA=0.295 LeftWall_32
CHANGE DI2_165_168_L_0 D-KP=5.16 LeftWall_32
CHANGE DI1_164_167_L_0 U-COHE=0 LeftWall_32
CHANGE DI1_164_167_L_0 U-ADHES=0 LeftWall_32
CHANGE DI1_164_167_L_0 D-COHE=0 LeftWall_32
CHANGE DI1_164_167_L_0 D-ADHES=0 LeftWall_32
CHANGE DI2_165_168_L_0 U-COHE=1 LeftWall_32
CHANGE DI2_165_168_L_0 U-ADHES=0 LeftWall_32
CHANGE DI2_165_168_L_0 D-COHE=1 LeftWall_32
CHANGE DI2_165_168_L_0 D-ADHES=0 LeftWall_32
SETWALL LeftWall_32
GEOM 0 0
WATER -18 0 -7.5 0 0
ADD WallElement_33
ENDSTEP

STEP Stage2_19604
SETWALL LeftWall_32
GEOM 0 -3.5
WATER -18 0 -7.5 0 0
ENDSTEP

STEP Stage3_19848
SETWALL LeftWall_32
GEOM 0 -3.3
WATER -18 0 -7.5 0 0
ADD WallElement_New_20092
ENDSTEP

STEP Stage4_20681
SETWALL LeftWall_32
GEOM 0 -3.3
WATER -18 0 -7.5 0 0
ENDSTEP
```

Design Assumption : A1+M1+R1 - File di Paratie - File di output (.out)

```
+-------------------------------------------------------------------------------------------------------------------------+
|                   PARATIEPLUS(TM)   NLS ENGINE RELEASE  2018.0    FULL VERSION  *Build date:Nov 13, 2017*               |
|                                                                                                                         |
|                                     NewProject.BaseDesignSection_28.A1M1R1_1183                                         |
|                                  Exe Time : 4 September 2018 18:00:40                                                   |
+-------------------------------------------------------------------------------------------------------------------------+

                  ********************************************************
                  *                                                      *
                  *  PARATIE PLUS Non-Linear Spring Engine               *
                  *                                                      *
                  *          AN ELASTOPLASTIC FINITE ELEMENT PROGRAM     *
                  *          FOR FLEXIBLE EARTH-RETAINING STRUCTURES     *
                  *                                                      *
                  *          Written by Ce.A.S. s.r.l. (ITALY)           *
                  *          with the scientific supervision of          *
                  *          Roberto Nova - full professor SOIL MECHANICS*
                  *          at Politecnico di Milano (ITALY)            *
                  *                                                      *
                  ********************************************************
                  *                                                      *
                  *  RELEASE   2018.0     *Build date:Nov 13, 2017*    *
                  *                                                      *
                  *                                                      *
                  *  Ce.A.S.     S.R.L   CENTRO DI ANALISI STRUTTURALE   *
                  *              VIALE   GIUSTINIANO 10                  *
                  *              20129   M I L A N O  (ITALIA)           *
```

```
*  TEL.        +39 02 2020221                          *
*                                                      *
*  email       bruno.becci@ceas.it                     *
*  Web Page    www.ceas.it     www.paratieplus.com     *
********************************************************


 JOB : NewProject.BaseDesignSection_28.A1M1R1_1183
 STARTING
ACCEPTED   <FILE,GENW                                                    >
ACCEPTED   <FILE,PLOTTER,BINARY                                          >
ACCEPTED   <SOLVE TOTAL_STRESS                                           >
ACCEPTED   <PARAM ITEMAX 40                                              >
ACCEPTED   <CONTROL HINGES 0 0.0001 0.001                                >


********************************************************
*                                                      *
*  WARNING : PORE PRESSURES ARE AUTOMATICALLY COMPUTED  *
*    BY THE PROGRAM.                                   *
********************************************************

PRELIMINARY OPERATIONS CPU TIME     0.00 [sec]
```

```
+-------------------------------------------------------------------------------------------------------------------------+
|                   PARATIEPLUS(TM)   NLS ENGINE RELEASE  2018.0    FULL VERSION  *Build date:Nov 13, 2017*               |
|                                                                                                                         |
|                                     NewProject.BaseDesignSection_28.A1M1R1_1183                                         |
|                                  Exe Time : 4 September 2018 18:00:40                                                   |
+-------------------------------------------------------------------------------------------------------------------------+


INPUT FILE HAS BEEN GENERATED BY WALGEN PROGRAM


New Project


NO. OF NODAL POINTS (NUMNP) ...................   39
NO. OF COORDINATES  (NCOORD)...................    2
NO. OF NODE DOFS    (NDOF).....................    5
NO. OF EQUATIONS    (NEQ)...................... 195
NO. OF CONSTRAINTS CARDS (NVINC)...............    0
NO. OF ELEMENT GROUPS (NEG)....................    4
NO. OF SOLUTION STEPS (NSTE)...................    4
NO. OF ELEMENT SETS ATTACHED TO SLAVE NODES ...    1 ** SLAVE DOFS HAVE BEEN ACTIVATED **
NO. OF RECORD FROM WALGEN .....................   69
NO. OF LONG NAMES (LASTNAME) ..................   18
LENGTH UNIT CHOICE ............................    3 (M   )
FORCE  UNIT CHOICE ............................    3 (KN  )
MAX PORE PRESSURE TABLE LENGTH.................    1
NO. OF ELEMENT GROUPS REQUIRING ADD. SLIP DOF .    0


IDOFA (01) =  2  Y-DISPL.F
IDOFA (02) =  4   X-ROT. F
IDOFA (03) =  8  Y-DISPL.S
IDOFA (04) = 10   X-ROT. S
IDOFA (05) = 14  Y-FORCE

 RELEVANT ITEMS UNITS

 STRESSES                  kPa
 Y-DISPLACEMENTS           m
 ROTATIONS                 RADIANS
 BEAM AND SLAB MOMENTS     kN*m/m
 BEAM SHEAR FORCES         kN/m
 ANCHOR FORCES             kN/m
 AXIAL FORCES IN TRUSSES   kN/m
 AXIAL FORCES SPRINGS      kN/m
 Y-REACTIONS               kN/m
 X-MOMENT REACTIONS        kN*m/m
 ETC.
```

```
+-----------------------------------------------------------------------------------------------------------------------+
|                  PARATIEPLUS(TM)   NLS ENGINE RELEASE  2018.0    FULL VERSION  *Build date:Nov 13, 2017*              |
|                                                                                                                       |
|                                    NewProject.BaseDesignSection_28.A1M1R1_1183                                        |
|                                 Exe Time : 4 September 2018 18:00:40                                                  |
+-----------------------------------------------------------------------------------------------------------------------+
                  P R E P R O C E S S O R    D A T A

                  N O.  O F   C O M M A N D S    69

   1 : UNIT  m kN
   2 : TITLE New Project
   3 : DELTA 0.2
   4 : option param itemax 40
   5 : option control hinges 0 0.0001 0.001
   6 : WALL LeftWall_32 0 -7.5 0 1
   7 : SOIL 0_L LeftWall_32 -7.5 0 1 0
   8 : SOIL 0_R LeftWall_32 -7.5 0 2 180
   9 : LDATA DI1_164_167_L_0 0 LeftWall_32
  10 : ATREST 0.5 0.5 1
  11 : WEIGHT 16 6 10
  12 : PERMEABILITY 1E-05
  13 : RESISTANCE 0 30 0 0 0
  14 : YOUNG 3E+04 4.8E+04
  15 : ENDL
  16 : LDATA DI2_165_168_L_0 -5 LeftWall_32
  17 : ATREST 0.5 0.5 1
  18 : WEIGHT 16 6 10
  19 : PERMEABILITY 1E-05
  20 : RESISTANCE 1 33 0 0 0
  21 : YOUNG 6.8E+04 1.088E+05
  22 : ENDL
  23 : MATERIAL Fe360_108 2.06E+08
  24 : MATERIAL C2530_104 3.148E+07
  25 : MATERIAL C2025_103 2.996E+07
  26 : BEAM WallElement_33 LeftWall_32 -7.5 0 C2530_104 0.9794 00 00 0
  27 : BEAM WallElement_New_20092 LeftWall_32 -3.3 0 C2025_103 0.2 00 00 0 slave
  28 : STEP Stage1_31
  29 : CHANGE DI1_164_167_L_0 U-FRICT=30 LeftWall_32
  30 : CHANGE DI1_164_167_L_0 D-FRICT=30 LeftWall_32
  31 : CHANGE DI1_164_167_L_0 U-KA=0.333 LeftWall_32
  32 : CHANGE DI1_164_167_L_0 U-KP=4.288 LeftWall_32
  33 : CHANGE DI1_164_167_L_0 D-KA=0.333 LeftWall_32
  34 : CHANGE DI1_164_167_L_0 D-KP=4.288 LeftWall_32
  35 : CHANGE DI2_165_168_L_0 U-FRICT=33 LeftWall_32
  36 : CHANGE DI2_165_168_L_0 D-FRICT=33 LeftWall_32
  37 : CHANGE DI2_165_168_L_0 U-KA=0.295 LeftWall_32
  38 : CHANGE DI2_165_168_L_0 U-KP=5.16 LeftWall_32
  39 : CHANGE DI2_165_168_L_0 D-KA=0.295 LeftWall_32
  40 : CHANGE DI2_165_168_L_0 D-KP=5.16 LeftWall_32
  41 : CHANGE DI1_164_167_L_0 U-COHE=0 LeftWall_32
  42 : CHANGE DI1_164_167_L_0 U-ADHES=0 LeftWall_32
  43 : CHANGE DI1_164_167_L_0 D-COHE=0 LeftWall_32
  44 : CHANGE DI1_164_167_L_0 D-ADHES=0 LeftWall_32
  45 : CHANGE DI2_165_168_L_0 U-COHE=1 LeftWall_32
  46 : CHANGE DI2_165_168_L_0 U-ADHES=0 LeftWall_32
  47 : CHANGE DI2_165_168_L_0 D-COHE=1 LeftWall_32
  48 : CHANGE DI2_165_168_L_0 D-ADHES=0 LeftWall_32
  49 : SETWALL LeftWall_32
  50 : GEOM 0 0
  51 : WATER -18 0 -7.5 0 0
  52 : ADD WallElement_33
  53 : ENDSTEP
  54 : STEP Stage2_19604
  55 : SETWALL LeftWall_32
  56 : GEOM 0 -3.5
  57 : WATER -18 0 -7.5 0 0
  58 : ENDSTEP
  59 : STEP Stage3_19848
  60 : SETWALL LeftWall_32
  61 : GEOM 0 -3.3
```

```
62 : WATER -18 0 -7.5 0 0
63 : ADD WallElement_New_20092
64 : ENDSTEP
65 : STEP Stage4_20681
66 : SETWALL LeftWall_32
67 : GEOM 0 -3.3
68 : WATER -18 0 -7.5 0 0
69 : ENDSTEP
```

PARATIEPLUS(TM) NLS ENGINE RELEASE 2018.0 FULL VERSION *Build date:Nov 13, 2017*

NewProject.BaseDesignSection_28.A1M1R1_1183

Exe Time : 4 September 2018 18:00:40

N O D A L P O I N T D A T A

NODE	Y-COORD	Z-COORD	normal cos.
1	0.0000	0.0000	1.0000
2	0.0000	-0.20000	1.0000
3	0.0000	-0.40000	1.0000
4	0.0000	-0.60000	1.0000
5	0.0000	-0.80000	1.0000
6	0.0000	-1.0000	1.0000
7	0.0000	-1.2000	1.0000
8	0.0000	-1.4000	1.0000
9	0.0000	-1.6000	1.0000
10	0.0000	-1.8000	1.0000
11	0.0000	-2.0000	1.0000
12	0.0000	-2.2000	1.0000
13	0.0000	-2.4000	1.0000
14	0.0000	-2.6000	1.0000
15	0.0000	-2.8000	1.0000
16	0.0000	-3.0000	1.0000
17	0.0000	-3.2000	1.0000
18	0.0000	-3.3000	1.0000
19	0.0000	-3.5000	1.0000
20	0.0000	-3.7000	1.0000
21	0.0000	-3.9000	1.0000
22	0.0000	-4.1000	1.0000
23	0.0000	-4.3000	1.0000
24	0.0000	-4.5000	1.0000
25	0.0000	-4.7000	1.0000
26	0.0000	-4.9000	1.0000
27	0.0000	-5.1000	1.0000
28	0.0000	-5.3000	1.0000
29	0.0000	-5.5000	1.0000
30	0.0000	-5.7000	1.0000
31	0.0000	-5.9000	1.0000
32	0.0000	-6.1000	1.0000
33	0.0000	-6.3000	1.0000
34	0.0000	-6.5000	1.0000
35	0.0000	-6.7000	1.0000
36	0.0000	-6.9000	1.0000
37	0.0000	-7.1000	1.0000
38	0.0000	-7.3000	1.0000
39	0.0000	-7.5000	1.0000

```
+-----------------------------------------------------------------------------------------------------------------------+
|                   PARATIEPLUS(TM)   NLS ENGINE RELEASE  2018.0    FULL VERSION  *Build date:Nov 13, 2017*              |
|                                                                                                                       |
|                                      NewProject.BaseDesignSection_28.A1M1R1_1183                                      |
|                                  Exe Time : 4 September 2018 18:00:40                                                 |
+-----------------------------------------------------------------------------------------------------------------------+
 ELEMENT GROUP NO.  1

0_L                                                                :
   5  39   0   1   0   0   0   0   0   0   0   0   0   0   0   2   0   0   0   0
....................................
..........2D PLASTIC SOIL ..........
....................................

element group behaviour throughout stage analysis

stage   status
-------------------
    1   active
    2   active
    3   active
    4   active

 material set no.    1

 prop( 1) angle              0.00000
 prop( 2) layer as foreseen  1.00000


 material set no.    2

 prop( 1) angle              0.00000
 prop( 2) layer as foreseen  2.00000


 element data

   el    n  mat      area     .....     .....     .....      flag
-------------------------------------------------------------------

    1    1    1   0.1000     0.000     0.000     0.000     1.000
    2    2    1   0.2000     0.000     0.000     0.000     1.000
    3    3    1   0.2000     0.000     0.000     0.000     1.000
    4    4    1   0.2000     0.000     0.000     0.000     1.000
    5    5    1   0.2000     0.000     0.000     0.000     1.000
    6    6    1   0.2000     0.000     0.000     0.000     1.000
    7    7    1   0.2000     0.000     0.000     0.000     1.000
    8    8    1   0.2000     0.000     0.000     0.000     1.000
    9    9    1   0.2000     0.000     0.000     0.000     1.000
   10   10    1   0.2000     0.000     0.000     0.000     1.000
   11   11    1   0.2000     0.000     0.000     0.000     1.000
   12   12    1   0.2000     0.000     0.000     0.000     1.000
   13   13    1   0.2000     0.000     0.000     0.000     1.000
   14   14    1   0.2000     0.000     0.000     0.000     1.000
   15   15    1   0.2000     0.000     0.000     0.000     1.000
   16   16    1   0.2000     0.000     0.000     0.000     1.000
   17   17    1   0.1500     0.000     0.000     0.000     1.000
   18   18    1   0.1500     0.000     0.000     0.000     1.000
   19   19    1   0.2000     0.000     0.000     0.000     1.000
   20   20    1   0.2000     0.000     0.000     0.000     1.000
   21   21    1   0.2000     0.000     0.000     0.000     1.000
   22   22    1   0.2000     0.000     0.000     0.000     1.000
   23   23    1   0.2000     0.000     0.000     0.000     1.000
   24   24    1   0.2000     0.000     0.000     0.000     1.000
   25   25    1   0.2000     0.000     0.000     0.000     1.000
   26   26    1   0.2000     0.000     0.000     0.000     1.000
   27   27    2   0.2000     0.000     0.000     0.000     1.000
   28   28    2   0.2000     0.000     0.000     0.000     1.000
   29   29    2   0.2000     0.000     0.000     0.000     1.000
   30   30    2   0.2000     0.000     0.000     0.000     1.000
   31   31    2   0.2000     0.000     0.000     0.000     1.000
```

32	32	2	0.2000	0.000	0.000	0.000	1.000
33	33	2	0.2000	0.000	0.000	0.000	1.000
34	34	2	0.2000	0.000	0.000	0.000	1.000
35	35	2	0.2000	0.000	0.000	0.000	1.000
36	36	2	0.2000	0.000	0.000	0.000	1.000
37	37	2	0.2000	0.000	0.000	0.000	1.000
38	38	2	0.2000	0.000	0.000	0.000	1.000
39	39	2	0.1000	0.000	0.000	0.000	1.000

```
+-----------------------------------------------------------------------------------------------------------------------+
|                   PARATIEPLUS(TM)   NLS ENGINE RELEASE  2018.0    FULL VERSION  *Build date:Nov 13, 2017*              |
|                                                                                                                       |
|                                      NewProject.BaseDesignSection_28.A1M1R1_1183                                      |
|                                  Exe Time : 4 September 2018 18:00:40                                                 |
+-----------------------------------------------------------------------------------------------------------------------+
 ELEMENT GROUP NO.  2

0_R                                                                  :
   5  39   0   1   0   0   0   0   0   0   0   0   0   0   0   2   0   0   0   0
....................................
..........2D PLASTIC SOIL ..........
....................................

element group behaviour throughout stage analysis

stage   status
-------------------
    1   active
    2   active
    3   active
    4   active

 material set no.    1

 prop( 1) angle              180.000
 prop( 2) layer as foreseen  1.00000


 material set no.    2

 prop( 1) angle              180.000
 prop( 2) layer as foreseen  2.00000


 element data

   el    n  mat      area     .....     .....     .....      flag
-------------------------------------------------------------------

    1    1    1   0.1000     0.000     0.000     0.000     2.000
    2    2    1   0.2000     0.000     0.000     0.000     2.000
    3    3    1   0.2000     0.000     0.000     0.000     2.000
    4    4    1   0.2000     0.000     0.000     0.000     2.000
    5    5    1   0.2000     0.000     0.000     0.000     2.000
    6    6    1   0.2000     0.000     0.000     0.000     2.000
    7    7    1   0.2000     0.000     0.000     0.000     2.000
    8    8    1   0.2000     0.000     0.000     0.000     2.000
    9    9    1   0.2000     0.000     0.000     0.000     2.000
   10   10    1   0.2000     0.000     0.000     0.000     2.000
   11   11    1   0.2000     0.000     0.000     0.000     2.000
   12   12    1   0.2000     0.000     0.000     0.000     2.000
   13   13    1   0.2000     0.000     0.000     0.000     2.000
   14   14    1   0.2000     0.000     0.000     0.000     2.000
   15   15    1   0.2000     0.000     0.000     0.000     2.000
   16   16    1   0.2000     0.000     0.000     0.000     2.000
   17   17    1   0.1500     0.000     0.000     0.000     2.000
   18   18    1   0.1500     0.000     0.000     0.000     2.000
   19   19    1   0.2000     0.000     0.000     0.000     2.000
   20   20    1   0.2000     0.000     0.000     0.000     2.000
   21   21    1   0.2000     0.000     0.000     0.000     2.000
   22   22    1   0.2000     0.000     0.000     0.000     2.000
   23   23    1   0.2000     0.000     0.000     0.000     2.000
   24   24    1   0.2000     0.000     0.000     0.000     2.000
   25   25    1   0.2000     0.000     0.000     0.000     2.000
   26   26    1   0.2000     0.000     0.000     0.000     2.000
   27   27    2   0.2000     0.000     0.000     0.000     2.000
   28   28    2   0.2000     0.000     0.000     0.000     2.000
   29   29    2   0.2000     0.000     0.000     0.000     2.000
   30   30    2   0.2000     0.000     0.000     0.000     2.000
   31   31    2   0.2000     0.000     0.000     0.000     2.000
```

32	32	2	0.2000	0.000	0.000	0.000	2.000
33	33	2	0.2000	0.000	0.000	0.000	2.000
34	34	2	0.2000	0.000	0.000	0.000	2.000
35	35	2	0.2000	0.000	0.000	0.000	2.000
36	36	2	0.2000	0.000	0.000	0.000	2.000
37	37	2	0.2000	0.000	0.000	0.000	2.000
38	38	2	0.2000	0.000	0.000	0.000	2.000
39	39	2	0.1000	0.000	0.000	0.000	2.000

```
+-----------------------------------------------------------------------------------------------------------------------+
|                   PARATIEPLUS(TM)   NLS ENGINE RELEASE  2018.0    FULL VERSION  *Build date:Nov 13, 2017*              |
|                                                                                                                       |
|                                      NewProject.BaseDesignSection_28.A1M1R1_1183                                      |
|                                   Exe Time : 4 September 2018 18:00:40                                                |
+-----------------------------------------------------------------------------------------------------------------------+
 ELEMENT GROUP NO.  3

WallElement_33                                                  :
   2  38   0   1   0   0   0   0   0   0   0   0   0   0   0   1   0   0   1   0
....................................
..........2D WALL ELEMENT...........
....................................

element group behaviour throughout stage analysis

stage   status
-------------------
    1   active
    2   active
    3   active
    4   active

 material set no.    1

 prop( 1) young modulus      0.314800E+08
 prop( 2) modification  time  0.00000
 prop( 3) new young modulus   0.00000
 prop( 4) poisson ratio       0.00000
 prop( 5) future ............0.224200E-43

 no. of step variable items:     1
 step  inertia multipier
--------------------------
    1   1.000
    2   1.000
    3   1.000
    4   1.000

 element data

   el   na   nb  mat      erc1      erc2     thick      by-i      by-j
-------------------------------------------------------------

    1    1    2    1    0.000     0.000    0.9794     0.000     0.000
    2    2    3    1    0.000     0.000    0.9794     0.000     0.000
    3    3    4    1    0.000     0.000    0.9794     0.000     0.000
    4    4    5    1    0.000     0.000    0.9794     0.000     0.000
    5    5    6    1    0.000     0.000    0.9794     0.000     0.000
    6    6    7    1    0.000     0.000    0.9794     0.000     0.000
    7    7    8    1    0.000     0.000    0.9794     0.000     0.000
    8    8    9    1    0.000     0.000    0.9794     0.000     0.000
    9    9   10    1    0.000     0.000    0.9794     0.000     0.000
   10   10   11    1    0.000     0.000    0.9794     0.000     0.000
   11   11   12    1    0.000     0.000    0.9794     0.000     0.000
   12   12   13    1    0.000     0.000    0.9794     0.000     0.000
   13   13   14    1    0.000     0.000    0.9794     0.000     0.000
   14   14   15    1    0.000     0.000    0.9794     0.000     0.000
   15   15   16    1    0.000     0.000    0.9794     0.000     0.000
   16   16   17    1    0.000     0.000    0.9794     0.000     0.000
   17   17   18    1    0.000     0.000    0.9794     0.000     0.000
   18   18   19    1    0.000     0.000    0.9794     0.000     0.000
   19   19   20    1    0.000     0.000    0.9794     0.000     0.000
   20   20   21    1    0.000     0.000    0.9794     0.000     0.000
   21   21   22    1    0.000     0.000    0.9794     0.000     0.000
   22   22   23    1    0.000     0.000    0.9794     0.000     0.000
   23   23   24    1    0.000     0.000    0.9794     0.000     0.000
   24   24   25    1    0.000     0.000    0.9794     0.000     0.000
   25   25   26    1    0.000     0.000    0.9794     0.000     0.000
   26   26   27    1    0.000     0.000    0.9794     0.000     0.000
   27   27   28    1    0.000     0.000    0.9794     0.000     0.000
```

28	28	29	1	0.000	0.000	0.9794	0.000	0.000
29	29	30	1	0.000	0.000	0.9794	0.000	0.000
30	30	31	1	0.000	0.000	0.9794	0.000	0.000
31	31	32	1	0.000	0.000	0.9794	0.000	0.000
32	32	33	1	0.000	0.000	0.9794	0.000	0.000
33	33	34	1	0.000	0.000	0.9794	0.000	0.000
34	34	35	1	0.000	0.000	0.9794	0.000	0.000
35	35	36	1	0.000	0.000	0.9794	0.000	0.000
36	36	37	1	0.000	0.000	0.9794	0.000	0.000
37	37	38	1	0.000	0.000	0.9794	0.000	0.000
38	38	39	1	0.000	0.000	0.9794	0.000	0.000

```
+-------------------------------------------------------------------------------------------------------------------------------+
|                   PARATIEPLUS(TM)   NLS ENGINE RELEASE  2018.0    FULL VERSION  *Build date:Nov 13, 2017*                     |
|                                                                                                                               |
|                                      NewProject.BaseDesignSection_28.A1M1R1_1183                                              |
|                                   Exe Time : 4 September 2018 18:00:40                                                        |
+-------------------------------------------------------------------------------------------------------------------------------+
 ELEMENT GROUP NO.  4

WallElement_New_20092                                        :
   2  17   0   1   0   1   0   0   0   0   0   0   0   0   0   1   0   0   1   0
.....................................
.........2D WALL ELEMENT...........
.....................................
** REMARK: ELEMENTS IN THIS GROUP ARE CONNECTED TO SLAVE D.O.F.s **


element group behaviour throughout stage analysis

stage   status
-------------------
    1  inactive
    2  inactive
    3   active
    4   active

 material set no.    1

 prop( 1) young modulus      0.299600E+08
 prop( 2) modification  time  0.00000
 prop( 3) new young modulus   0.00000
 prop( 4) poisson ratio       0.00000
 prop( 5) future ............ 0.00000

 no. of step variable items:     1
 step  inertia multipier
--------------------------
    1   1.000
    2   1.000
    3   1.000
    4   1.000

 element data

   el   na   nb  mat      erc1      erc2     thick      by-i      by-j
-------------------------------------------------------------

    1    1    2    1    0.000     0.000    0.2000     0.000     0.000
    2    2    3    1    0.000     0.000    0.2000     0.000     0.000
    3    3    4    1    0.000     0.000    0.2000     0.000     0.000
    4    4    5    1    0.000     0.000    0.2000     0.000     0.000
    5    5    6    1    0.000     0.000    0.2000     0.000     0.000
    6    6    7    1    0.000     0.000    0.2000     0.000     0.000
    7    7    8    1    0.000     0.000    0.2000     0.000     0.000
    8    8    9    1    0.000     0.000    0.2000     0.000     0.000
    9    9   10    1    0.000     0.000    0.2000     0.000     0.000
   10   10   11    1    0.000     0.000    0.2000     0.000     0.000
   11   11   12    1    0.000     0.000    0.2000     0.000     0.000
   12   12   13    1    0.000     0.000    0.2000     0.000     0.000
   13   13   14    1    0.000     0.000    0.2000     0.000     0.000
   14   14   15    1    0.000     0.000    0.2000     0.000     0.000
   15   15   16    1    0.000     0.000    0.2000     0.000     0.000
   16   16   17    1    0.000     0.000    0.2000     0.000     0.000
   17   17   18    1    0.000     0.000    0.2000     0.000     0.000
```

```
+-------------------------------------------------------------------------------------------------------------------------+
|                   PARATIEPLUS(TM)   NLS ENGINE RELEASE  2018.0    FULL VERSION  *Build date:Nov 13, 2017*              |
|                                                                                                                         |
|                                     NewProject.BaseDesignSection_28.A1M1R1_1183                                         |
|                                  Exe Time : 4 September 2018 18:00:40                                                   |
+-------------------------------------------------------------------------------------------------------------------------+


NO. OF NODAL LOADS  (NLOAD) ...................    0
NO. OF LOAD CURVES  (NLCUR) ...................    8
MAXIMUM POINTS/LCURVE (NPTM)...................    5
```

```
+-------------------------------------------------------------------------------------------------------------------------+
|                  PARATIEPLUS(TM)   NLS ENGINE RELEASE  2018.0    FULL VERSION  *Build date:Nov 13, 2017*              |
|                                                                                                                         |
|                                    NewProject.BaseDesignSection_28.A1M1R1_1183                                          |
|                                 Exe Time : 4 September 2018 18:00:40                                                    |
+-------------------------------------------------------------------------------------------------------------------------+
L O A D     D A T A


    LOAD FUNCTION NUMBER   =    1
    NUMBER OF TIME POINTS  =    5

    TIME VALUE      FUNCTION

       0.00000    0.0000E+00
       0.80000    0.0000E+00
       1.00000    0.1000E+01
       1.20000    0.0000E+00
       5.00000    0.0000E+00


    LOAD FUNCTION NUMBER   =    2
    NUMBER OF TIME POINTS  =    5

    TIME VALUE      FUNCTION

       0.00000    0.0000E+00
       1.80000    0.0000E+00
       2.00000    0.1000E+01
       2.20000    0.0000E+00
       5.00000    0.0000E+00


    LOAD FUNCTION NUMBER   =    3
    NUMBER OF TIME POINTS  =    5

    TIME VALUE      FUNCTION

       0.00000    0.0000E+00
       2.80000    0.0000E+00
       3.00000    0.1000E+01
       3.20000    0.0000E+00
       5.00000    0.0000E+00


    LOAD FUNCTION NUMBER   =    4
    NUMBER OF TIME POINTS  =    5

    TIME VALUE      FUNCTION

       0.00000    0.0000E+00
       3.80000    0.0000E+00
       4.00000    0.1000E+01
       4.20000    0.0000E+00
       5.00000    0.0000E+00


    LOAD FUNCTION NUMBER   =    5
    NUMBER OF TIME POINTS  =    4

    TIME VALUE      FUNCTION

       0.00000    0.0000E+00
       0.80000    0.0000E+00
       1.00000    0.1000E+01
       5.00000    0.1000E+01
```

```
 LOAD FUNCTION NUMBER   =    6
 NUMBER OF TIME POINTS  =    4

 TIME VALUE      FUNCTION

    0.00000    0.0000E+00
    1.80000    0.0000E+00
    2.00000    0.1000E+01
    5.00000    0.1000E+01


 LOAD FUNCTION NUMBER   =    7
 NUMBER OF TIME POINTS  =    4

 TIME VALUE      FUNCTION

    0.00000    0.0000E+00
    2.80000    0.0000E+00
    3.00000    0.1000E+01
    5.00000    0.1000E+01


 LOAD FUNCTION NUMBER   =    8
 NUMBER OF TIME POINTS  =    4

 TIME VALUE      FUNCTION

    0.00000    0.0000E+00
    3.80000    0.0000E+00
    4.00000    0.1000E+01
    5.00000    0.1000E+01


NO. OF DISTRIBUTED LOAD CARDS     0
```

```
+-------------------------------------------------------------------------------------------------------------------------+
|                   PARATIEPLUS(TM)   NLS ENGINE RELEASE  2018.0    FULL VERSION  *Build date:Nov 13, 2017*              |
|                                                                                                                         |
|                                     NewProject.BaseDesignSection_28.A1M1R1_1183                                         |
|                                  Exe Time : 4 September 2018 18:00:40                                                   |
+-------------------------------------------------------------------------------------------------------------------------+
L O A D     B A L A N C E

STEP     1 TOTAL APPLIED LOAD IN DIR.  2  Y-DISPL.F       0.0000000
STEP     1 TOTAL APPLIED LOAD IN DIR.  4   X-ROT. F       0.0000000
STEP     1 TOTAL APPLIED LOAD IN DIR.  8  Y-DISPL.S       0.0000000
STEP     1 TOTAL APPLIED LOAD IN DIR. 10   X-ROT. S       0.0000000
STEP     1 TOTAL APPLIED LOAD IN DIR. 14  Y-FORCE         0.0000000

STEP     2 TOTAL APPLIED LOAD IN DIR.  2  Y-DISPL.F       0.0000000
STEP     2 TOTAL APPLIED LOAD IN DIR.  4   X-ROT. F       0.0000000
STEP     2 TOTAL APPLIED LOAD IN DIR.  8  Y-DISPL.S       0.0000000
STEP     2 TOTAL APPLIED LOAD IN DIR. 10   X-ROT. S       0.0000000
STEP     2 TOTAL APPLIED LOAD IN DIR. 14  Y-FORCE         0.0000000

STEP     3 TOTAL APPLIED LOAD IN DIR.  2  Y-DISPL.F       0.0000000
STEP     3 TOTAL APPLIED LOAD IN DIR.  4   X-ROT. F       0.0000000
STEP     3 TOTAL APPLIED LOAD IN DIR.  8  Y-DISPL.S       0.0000000
STEP     3 TOTAL APPLIED LOAD IN DIR. 10   X-ROT. S       0.0000000
STEP     3 TOTAL APPLIED LOAD IN DIR. 14  Y-FORCE         0.0000000

STEP     4 TOTAL APPLIED LOAD IN DIR.  2  Y-DISPL.F       0.0000000
STEP     4 TOTAL APPLIED LOAD IN DIR.  4   X-ROT. F       0.0000000
STEP     4 TOTAL APPLIED LOAD IN DIR.  8  Y-DISPL.S       0.0000000
STEP     4 TOTAL APPLIED LOAD IN DIR. 10   X-ROT. S       0.0000000
STEP     4 TOTAL APPLIED LOAD IN DIR. 14  Y-FORCE         0.0000000


                    LOAD INPUT SECTION COMPLETED
```

```
+-----------------------------------------------------------------------------------------------------------------------+
|                  PARATIEPLUS(TM)   NLS ENGINE RELEASE  2018.0    FULL VERSION  *Build date:Nov 13, 2017*              |
|                                                                                                                       |
|                                    NewProject.BaseDesignSection_28.A1M1R1_1183                                        |
|                                 Exe Time : 4 September 2018 18:00:40                                                  |
+-----------------------------------------------------------------------------------------------------------------------+


NO. OF LAYERS ................................    2
NO. OF DATA PER LAYER.........................  100
```

```
+-------------------------------------------------------------------------------------------------------------------------+
|                   PARATIEPLUS(TM)   NLS ENGINE RELEASE  2018.0    FULL VERSION  *Build date:Nov 13, 2017*              |
|                                                                                                                         |
|                                     NewProject.BaseDesignSection_28.A1M1R1_1183                                         |
|                                  Exe Time : 4 September 2018 18:00:40                                                   |
+-------------------------------------------------------------------------------------------------------------------------+

LAYER DESCRIPTORS FOR STEP NO.    1


 NON ZERO LAYER DESCRIPTORS FOR LAYER NO.    1 FOR STEP NO.    1

ITEM NO.   1<NAME    >=  12.000     (BOTH WALLS)
ITEM NO.   2<NATURE  >=  1.0000     (BOTH WALLS)
ITEM NO.   3<LEVEL   >=  0.0000     (BOTH WALLS)
ITEM NO.   4<WALL    >=  1.0000     (BOTH WALLS)
ITEM NO.   5<GAMMAD  >=  16.000     (BOTH WALLS)
ITEM NO.   6<GAMMAB  >=  6.0000     (BOTH WALLS)
ITEM NO.   7<GAMMAW  >=  10.000     (BOTH WALLS)
ITEM NO.   9<U-FRICT >=  30.000     (BOTH WALLS)
ITEM NO.  10<U-KA    >= 0.33300     WALL NO.        1
ITEM NO.  11<U-KP    >=  4.2880     WALL NO.        1
ITEM NO.  12<K0-NC   >= 0.50000     (BOTH WALLS)
ITEM NO.  13<NEXP    >= 0.50000     (BOTH WALLS)
ITEM NO.  14<OCR     >=  1.0000     (BOTH WALLS)
ITEM NO.  16<MODEL   >=  1.0000     (BOTH WALLS)
ITEM NO.  17<EVC     >=  30000.     (BOTH WALLS)
ITEM NO.  18<EUR     >=  48000.     (BOTH WALLS)
ITEM NO.  27<U-PERM  >= 0.10000E-04 (BOTH WALLS)
ITEM NO.  52<D-NATURE>=  1.0000     (BOTH WALLS)
ITEM NO.  53<D-LEVEL >=  0.0000     (BOTH WALLS)
ITEM NO.  59<D-FRICT >=  30.000     (BOTH WALLS)
ITEM NO.  60<D-KA    >= 0.33300     WALL NO.        1
ITEM NO.  61<D-KP    >=  4.2880     WALL NO.        1
ITEM NO.  77<D-PERM  >= 0.10000E-04 (BOTH WALLS)

 NON ZERO LAYER DESCRIPTORS FOR LAYER NO.    2 FOR STEP NO.    1

ITEM NO.   1<NAME    >=  13.000     (BOTH WALLS)
ITEM NO.   2<NATURE  >=  1.0000     (BOTH WALLS)
ITEM NO.   3<LEVEL   >= -5.0000     (BOTH WALLS)
ITEM NO.   4<WALL    >=  1.0000     (BOTH WALLS)
ITEM NO.   5<GAMMAD  >=  16.000     (BOTH WALLS)
ITEM NO.   6<GAMMAB  >=  6.0000     (BOTH WALLS)
ITEM NO.   7<GAMMAW  >=  10.000     (BOTH WALLS)
ITEM NO.   8<U-COHE  >=  1.0000     (BOTH WALLS)
ITEM NO.   9<U-FRICT >=  33.000     (BOTH WALLS)
ITEM NO.  10<U-KA    >= 0.29500     WALL NO.        1
ITEM NO.  11<U-KP    >=  5.1600     WALL NO.        1
ITEM NO.  12<K0-NC   >= 0.50000     (BOTH WALLS)
ITEM NO.  13<NEXP    >= 0.50000     (BOTH WALLS)
ITEM NO.  14<OCR     >=  1.0000     (BOTH WALLS)
ITEM NO.  16<MODEL   >=  1.0000     (BOTH WALLS)
ITEM NO.  17<EVC     >=  68000.     (BOTH WALLS)
ITEM NO.  18<EUR     >= 0.10880E+06 (BOTH WALLS)
ITEM NO.  27<U-PERM  >= 0.10000E-04 (BOTH WALLS)
ITEM NO.  52<D-NATURE>=  1.0000     (BOTH WALLS)
ITEM NO.  53<D-LEVEL >=  0.0000     (BOTH WALLS)
ITEM NO.  58<D-COHE  >=  1.0000     (BOTH WALLS)
ITEM NO.  59<D-FRICT >=  33.000     (BOTH WALLS)
ITEM NO.  60<D-KA    >= 0.29500     WALL NO.        1
ITEM NO.  61<D-KP    >=  5.1600     WALL NO.        1
ITEM NO.  77<D-PERM  >= 0.10000E-04 (BOTH WALLS)

LAYER DESCRIPTORS FOR STEP NO.    2


 NON ZERO LAYER DESCRIPTORS FOR LAYER NO.    1 FOR STEP NO.    2

ITEM NO.   1<NAME    >=  12.000     (BOTH WALLS)
ITEM NO.   2<NATURE  >=  1.0000     (BOTH WALLS)
```

```
ITEM NO.   3<LEVEL   >=  0.0000     (BOTH WALLS)
ITEM NO.   4<WALL    >=  1.0000     (BOTH WALLS)
ITEM NO.   5<GAMMAD  >=  16.000     (BOTH WALLS)
ITEM NO.   6<GAMMAB  >=  6.0000     (BOTH WALLS)
ITEM NO.   7<GAMMAW  >=  10.000     (BOTH WALLS)
ITEM NO.   9<U-FRICT >=  30.000     (BOTH WALLS)
ITEM NO.  10<U-KA    >= 0.33300     WALL NO.        1
ITEM NO.  11<U-KP    >=  4.2880     WALL NO.        1
ITEM NO.  12<K0-NC   >= 0.50000     (BOTH WALLS)
ITEM NO.  13<NEXP    >= 0.50000     (BOTH WALLS)
ITEM NO.  14<OCR     >=  1.0000     (BOTH WALLS)
ITEM NO.  16<MODEL   >=  1.0000     (BOTH WALLS)
ITEM NO.  17<EVC     >=  30000.     (BOTH WALLS)
ITEM NO.  18<EUR     >=  48000.     (BOTH WALLS)
ITEM NO.  27<U-PERM  >= 0.10000E-04 (BOTH WALLS)
ITEM NO.  52<D-NATURE>=  1.0000     (BOTH WALLS)
ITEM NO.  53<D-LEVEL >=  0.0000     (BOTH WALLS)
ITEM NO.  59<D-FRICT >=  30.000     (BOTH WALLS)
ITEM NO.  60<D-KA    >= 0.33300     WALL NO.        1
ITEM NO.  61<D-KP    >=  4.2880     WALL NO.        1
ITEM NO.  77<D-PERM  >= 0.10000E-04 (BOTH WALLS)

 NON ZERO LAYER DESCRIPTORS FOR LAYER NO.    2 FOR STEP NO.    2

ITEM NO.   1<NAME    >=  13.000     (BOTH WALLS)
ITEM NO.   2<NATURE  >=  1.0000     (BOTH WALLS)
ITEM NO.   3<LEVEL   >= -5.0000     (BOTH WALLS)
ITEM NO.   4<WALL    >=  1.0000     (BOTH WALLS)
ITEM NO.   5<GAMMAD  >=  16.000     (BOTH WALLS)
ITEM NO.   6<GAMMAB  >=  6.0000     (BOTH WALLS)
ITEM NO.   7<GAMMAW  >=  10.000     (BOTH WALLS)
ITEM NO.   8<U-COHE  >=  1.0000     (BOTH WALLS)
ITEM NO.   9<U-FRICT >=  33.000     (BOTH WALLS)
ITEM NO.  10<U-KA    >= 0.29500     WALL NO.        1
ITEM NO.  11<U-KP    >=  5.1600     WALL NO.        1
ITEM NO.  12<K0-NC   >= 0.50000     (BOTH WALLS)
ITEM NO.  13<NEXP    >= 0.50000     (BOTH WALLS)
ITEM NO.  14<OCR     >=  1.0000     (BOTH WALLS)
ITEM NO.  16<MODEL   >=  1.0000     (BOTH WALLS)
ITEM NO.  17<EVC     >=  68000.     (BOTH WALLS)
ITEM NO.  18<EUR     >= 0.10880E+06 (BOTH WALLS)
ITEM NO.  27<U-PERM  >= 0.10000E-04 (BOTH WALLS)
ITEM NO.  52<D-NATURE>=  1.0000     (BOTH WALLS)
ITEM NO.  53<D-LEVEL >=  0.0000     (BOTH WALLS)
ITEM NO.  58<D-COHE  >=  1.0000     (BOTH WALLS)
ITEM NO.  59<D-FRICT >=  33.000     (BOTH WALLS)
ITEM NO.  60<D-KA    >= 0.29500     WALL NO.        1
ITEM NO.  61<D-KP    >=  5.1600     WALL NO.        1
ITEM NO.  77<D-PERM  >= 0.10000E-04 (BOTH WALLS)

LAYER DESCRIPTORS FOR STEP NO.    3

 NON ZERO LAYER DESCRIPTORS FOR LAYER NO.    1 FOR STEP NO.    3

ITEM NO.   1<NAME    >=  12.000     (BOTH WALLS)
ITEM NO.   2<NATURE  >=  1.0000     (BOTH WALLS)
ITEM NO.   3<LEVEL   >=  0.0000     (BOTH WALLS)
ITEM NO.   4<WALL    >=  1.0000     (BOTH WALLS)
ITEM NO.   5<GAMMAD  >=  16.000     (BOTH WALLS)
ITEM NO.   6<GAMMAB  >=  6.0000     (BOTH WALLS)
ITEM NO.   7<GAMMAW  >=  10.000     (BOTH WALLS)
ITEM NO.   9<U-FRICT >=  30.000     (BOTH WALLS)
ITEM NO.  10<U-KA    >= 0.33300     WALL NO.        1
ITEM NO.  11<U-KP    >=  4.2880     WALL NO.        1
ITEM NO.  12<K0-NC   >= 0.50000     (BOTH WALLS)
ITEM NO.  13<NEXP    >= 0.50000     (BOTH WALLS)
ITEM NO.  14<OCR     >=  1.0000     (BOTH WALLS)
ITEM NO.  16<MODEL   >=  1.0000     (BOTH WALLS)
ITEM NO.  17<EVC     >=  30000.     (BOTH WALLS)
ITEM NO.  18<EUR     >=  48000.     (BOTH WALLS)
ITEM NO.  27<U-PERM  >= 0.10000E-04 (BOTH WALLS)
ITEM NO.  52<D-NATURE>=  1.0000     (BOTH WALLS)
ITEM NO.  53<D-LEVEL >=  0.0000     (BOTH WALLS)
```

```
ITEM NO.  59<D-FRICT >=  30.000     (BOTH WALLS)
ITEM NO.  60<D-KA    >= 0.33300     WALL NO.        1
ITEM NO.  61<D-KP    >=  4.2880     WALL NO.        1
ITEM NO.  77<D-PERM  >= 0.10000E-04 (BOTH WALLS)

 NON ZERO LAYER DESCRIPTORS FOR LAYER NO.    2 FOR STEP NO.    3

ITEM NO.   1<NAME    >=  13.000     (BOTH WALLS)
ITEM NO.   2<NATURE  >=  1.0000     (BOTH WALLS)
ITEM NO.   3<LEVEL   >= -5.0000     (BOTH WALLS)
ITEM NO.   4<WALL    >=  1.0000     (BOTH WALLS)
ITEM NO.   5<GAMMAD  >=  16.000     (BOTH WALLS)
ITEM NO.   6<GAMMAB  >=  6.0000     (BOTH WALLS)
ITEM NO.   7<GAMMAW  >=  10.000     (BOTH WALLS)
ITEM NO.   8<U-COHE  >=  1.0000     (BOTH WALLS)
ITEM NO.   9<U-FRICT >=  33.000     (BOTH WALLS)
ITEM NO.  10<U-KA    >= 0.29500     WALL NO.        1
ITEM NO.  11<U-KP    >=  5.1600     WALL NO.        1
ITEM NO.  12<K0-NC   >= 0.50000     (BOTH WALLS)
ITEM NO.  13<NEXP    >= 0.50000     (BOTH WALLS)
ITEM NO.  14<OCR     >=  1.0000     (BOTH WALLS)
ITEM NO.  16<MODEL   >=  1.0000     (BOTH WALLS)
ITEM NO.  17<EVC     >=  68000.     (BOTH WALLS)
ITEM NO.  18<EUR     >= 0.10880E+06 (BOTH WALLS)
ITEM NO.  27<U-PERM  >= 0.10000E-04 (BOTH WALLS)
ITEM NO.  52<D-NATURE>=  1.0000     (BOTH WALLS)
ITEM NO.  53<D-LEVEL >=  0.0000     (BOTH WALLS)
ITEM NO.  58<D-COHE  >=  1.0000     (BOTH WALLS)
ITEM NO.  59<D-FRICT >=  33.000     (BOTH WALLS)
ITEM NO.  60<D-KA    >= 0.29500     WALL NO.        1
ITEM NO.  61<D-KP    >=  5.1600     WALL NO.        1
ITEM NO.  77<D-PERM  >= 0.10000E-04 (BOTH WALLS)

LAYER DESCRIPTORS FOR STEP NO.    4


 NON ZERO LAYER DESCRIPTORS FOR LAYER NO.    1 FOR STEP NO.    4

ITEM NO.   1<NAME    >=  12.000     (BOTH WALLS)
ITEM NO.   2<NATURE  >=  1.0000     (BOTH WALLS)
ITEM NO.   3<LEVEL   >=  0.0000     (BOTH WALLS)
ITEM NO.   4<WALL    >=  1.0000     (BOTH WALLS)
ITEM NO.   5<GAMMAD  >=  16.000     (BOTH WALLS)
ITEM NO.   6<GAMMAB  >=  6.0000     (BOTH WALLS)
ITEM NO.   7<GAMMAW  >=  10.000     (BOTH WALLS)
ITEM NO.   9<U-FRICT >=  30.000     (BOTH WALLS)
ITEM NO.  10<U-KA    >= 0.33300     WALL NO.        1
ITEM NO.  11<U-KP    >=  4.2880     WALL NO.        1
ITEM NO.  12<K0-NC   >= 0.50000     (BOTH WALLS)
ITEM NO.  13<NEXP    >= 0.50000     (BOTH WALLS)
ITEM NO.  14<OCR     >=  1.0000     (BOTH WALLS)
ITEM NO.  16<MODEL   >=  1.0000     (BOTH WALLS)
ITEM NO.  17<EVC     >=  30000.     (BOTH WALLS)
ITEM NO.  18<EUR     >=  48000.     (BOTH WALLS)
ITEM NO.  27<U-PERM  >= 0.10000E-04 (BOTH WALLS)
ITEM NO.  52<D-NATURE>=  1.0000     (BOTH WALLS)
ITEM NO.  53<D-LEVEL >=  0.0000     (BOTH WALLS)
ITEM NO.  59<D-FRICT >=  30.000     (BOTH WALLS)
ITEM NO.  60<D-KA    >= 0.33300     WALL NO.        1
ITEM NO.  61<D-KP    >=  4.2880     WALL NO.        1
ITEM NO.  77<D-PERM  >= 0.10000E-04 (BOTH WALLS)

 NON ZERO LAYER DESCRIPTORS FOR LAYER NO.    2 FOR STEP NO.    4

ITEM NO.   1<NAME    >=  13.000     (BOTH WALLS)
ITEM NO.   2<NATURE  >=  1.0000     (BOTH WALLS)
ITEM NO.   3<LEVEL   >= -5.0000     (BOTH WALLS)
ITEM NO.   4<WALL    >=  1.0000     (BOTH WALLS)
ITEM NO.   5<GAMMAD  >=  16.000     (BOTH WALLS)
ITEM NO.   6<GAMMAB  >=  6.0000     (BOTH WALLS)
ITEM NO.   7<GAMMAW  >=  10.000     (BOTH WALLS)
ITEM NO.   8<U-COHE  >=  1.0000     (BOTH WALLS)
ITEM NO.   9<U-FRICT >=  33.000     (BOTH WALLS)
ITEM NO.  10<U-KA    >= 0.29500     WALL NO.        1
```

```
ITEM NO.  11<U-KP    >=  5.1600     WALL NO.        1
ITEM NO.  12<K0-NC   >= 0.50000     (BOTH WALLS)
ITEM NO.  13<NEXP    >= 0.50000     (BOTH WALLS)
ITEM NO.  14<OCR     >=  1.0000     (BOTH WALLS)
ITEM NO.  16<MODEL   >=  1.0000     (BOTH WALLS)
ITEM NO.  17<EVC     >=  68000.     (BOTH WALLS)
ITEM NO.  18<EUR     >= 0.10880E+06 (BOTH WALLS)
ITEM NO.  27<U-PERM  >= 0.10000E-04 (BOTH WALLS)
ITEM NO.  52<D-NATURE>=  1.0000     (BOTH WALLS)
ITEM NO.  53<D-LEVEL >=  0.0000     (BOTH WALLS)
ITEM NO.  58<D-COHE  >=  1.0000     (BOTH WALLS)
ITEM NO.  59<D-FRICT >=  33.000     (BOTH WALLS)
ITEM NO.  60<D-KA    >= 0.29500     WALL NO.        1
ITEM NO.  61<D-KP    >=  5.1600     WALL NO.        1
ITEM NO.  77<D-PERM  >= 0.10000E-04 (BOTH WALLS)


DEFAULT WATER UNIT WEIGHT =  10.000
AVERAGED ON     8 VALUES
```

```
+-----------------------------------------------------------------------------------------------------------------------+
|                   PARATIEPLUS(TM)   NLS ENGINE RELEASE  2018.0    FULL VERSION  *Build date:Nov 13, 2017*              |
|                                                                                                                       |
|                                      NewProject.BaseDesignSection_28.A1M1R1_1183                                      |
|                                  Exe Time : 4 September 2018 18:00:40                                                 |
+-----------------------------------------------------------------------------------------------------------------------+

PHASE DESCRIPTORS


STEP  NO.     1
                                        LEFT WALL    RIGHT WALL
Y                                        0.000       -0.9990E+30
Z-PC                                     0.000         0.000
Z-EXCAVATION                             0.000         0.000
Z-WATER_TABLE                           -18.00       -0.9990E+30
Q_AT_THE_FREE_FIELD_LEVEL                0.000         0.000
ZQ                                       0.000         0.000
DZW_OF_THE_WATER_TABLE                   0.000         0.000
QS_ON_THE_EXCAVATION_SIDE                0.000         0.000
ZQS                                    -0.9990E+30   -0.9990E+30
ZCUT                                     0.000         0.000
BALANCE LEVEL FOR PORE PRESSURES        -7.500        -7.500
WATER_BEHAVIOUR_FLAG (LINING OPT)        0.000         0.000
PORE_UPDATE_FLAG                         0.000         0.000
PORE_TAB. _FLAG (gt.0= use tabs)         0.000         0.000
lateral thrusts reduction elevatio       0.000         0.000
Downhill reduction factor for effe       0.000         0.000
Downhill reduction factor for pore       0.000         0.000
Uphill reduction factor for effect       0.000         0.000
Uphill reduction factor for pore p       0.000         0.000
SEISMIC HORIZONTAL ACCEL. Kh [g]         0.000         0.000
UPHILL VERTICAL ACCEL.  Kv_uh [g]        0.000         0.000
DOWNHILL VERTICAL ACCEL.Kv_dh [g]        0.000         0.000
UPHILL BETA ANGLE (SLOPE) [deg]          0.000         0.000
UPHILL DELTA/PHI RATIO                   0.000         0.000
DOWNHILL BETA ANGLE (SLOPE) [deg]        0.000         0.000
DOWNHILL DELTA/PHI RATIO                 0.000         0.000
DYN.WATER BEHAVIOUR                      0.000         0.000
Excess pore pressure RATIO Ru            0.000         0.000
SEISMIC PRESSURE LOWER VALUE             0.000         0.000
SEISMIC PRESSURE UPPER VALUE             0.000         0.000
SEISMIC PRESSURE LOWER LEVEL             0.000         0.000
SEISMIC PRESSURE UPPER LEVEL             0.000         0.000

=========================================================================================================end of step    1


STEP  NO.     2
                                        LEFT WALL    RIGHT WALL
Y                                        0.000       -0.9990E+30
Z-PC                                     0.000         0.000
Z-EXCAVATION                            -3.500         0.000
Z-WATER_TABLE                           -18.00       -0.9990E+30
Q_AT_THE_FREE_FIELD_LEVEL                0.000         0.000
ZQ                                       0.000         0.000
DZW_OF_THE_WATER_TABLE                   0.000         0.000
QS_ON_THE_EXCAVATION_SIDE                0.000         0.000
ZQS                                    -0.9990E+30   -0.9990E+30
ZCUT                                     0.000         0.000
BALANCE LEVEL FOR PORE PRESSURES        -7.500        -7.500
WATER_BEHAVIOUR_FLAG (LINING OPT)        0.000         0.000
PORE_UPDATE_FLAG                         0.000         0.000
PORE_TAB. _FLAG (gt.0= use tabs)         0.000         0.000
lateral thrusts reduction elevatio       0.000         0.000
Downhill reduction factor for effe       0.000         0.000
Downhill reduction factor for pore       0.000         0.000
Uphill reduction factor for effect       0.000         0.000
Uphill reduction factor for pore p       0.000         0.000
SEISMIC HORIZONTAL ACCEL. Kh [g]         0.000         0.000
UPHILL VERTICAL ACCEL.  Kv_uh [g]        0.000         0.000
```

DOWNHILL VERTICAL ACCEL.Kv_dh [g]	0.000	0.000
UPHILL BETA ANGLE (SLOPE) [deg]	0.000	0.000
UPHILL DELTA/PHI RATIO	0.000	0.000
DOWNHILL BETA ANGLE (SLOPE) [deg]	0.000	0.000
DOWNHILL DELTA/PHI RATIO	0.000	0.000
DYN.WATER BEHAVIOUR	0.000	0.000
Excess pore pressure RATIO Ru	0.000	0.000
SEISMIC PRESSURE LOWER VALUE	0.000	0.000
SEISMIC PRESSURE UPPER VALUE	0.000	0.000
SEISMIC PRESSURE LOWER LEVEL	0.000	0.000
SEISMIC PRESSURE UPPER LEVEL	0.000	0.000

==========end of step 2

STEP NO. 3

	LEFT WALL	RIGHT WALL
Y	0.000	-0.9990E+30
Z-PC	0.000	0.000
Z-EXCAVATION	-3.300	0.000
Z-WATER_TABLE	-18.00	-0.9990E+30
Q_AT_THE_FREE_FIELD_LEVEL	0.000	0.000
ZQ	0.000	0.000
DZW_OF_THE_WATER_TABLE	0.000	0.000
QS_ON_THE_EXCAVATION_SIDE	0.000	0.000
ZQS	-0.9990E+30	-0.9990E+30
ZCUT	0.000	0.000
BALANCE LEVEL FOR PORE PRESSURES	-7.500	-7.500
WATER_BEHAVIOUR_FLAG (LINING OPT)	0.000	0.000
PORE_UPDATE_FLAG	0.000	0.000
PORE_TAB. _FLAG (gt.0= use tabs)	0.000	0.000
lateral thrusts reduction elevatio	0.000	0.000
Downhill reduction factor for effe	0.000	0.000
Downhill reduction factor for pore	0.000	0.000
Uphill reduction factor for effect	0.000	0.000
Uphill reduction factor for pore p	0.000	0.000
SEISMIC HORIZONTAL ACCEL. Kh [g]	0.000	0.000
UPHILL VERTICAL ACCEL. Kv_uh [g]	0.000	0.000
DOWNHILL VERTICAL ACCEL.Kv_dh [g]	0.000	0.000
UPHILL BETA ANGLE (SLOPE) [deg]	0.000	0.000
UPHILL DELTA/PHI RATIO	0.000	0.000
DOWNHILL BETA ANGLE (SLOPE) [deg]	0.000	0.000
DOWNHILL DELTA/PHI RATIO	0.000	0.000
DYN.WATER BEHAVIOUR	0.000	0.000
Excess pore pressure RATIO Ru	0.000	0.000
SEISMIC PRESSURE LOWER VALUE	0.000	0.000
SEISMIC PRESSURE UPPER VALUE	0.000	0.000
SEISMIC PRESSURE LOWER LEVEL	0.000	0.000
SEISMIC PRESSURE UPPER LEVEL	0.000	0.000

==========end of step 3

STEP NO. 4

	LEFT WALL	RIGHT WALL
Y	0.000	-0.9990E+30
Z-PC	0.000	0.000
Z-EXCAVATION	-3.300	0.000
Z-WATER_TABLE	-18.00	-0.9990E+30
Q_AT_THE_FREE_FIELD_LEVEL	0.000	0.000
ZQ	0.000	0.000
DZW_OF_THE_WATER_TABLE	0.000	0.000
QS_ON_THE_EXCAVATION_SIDE	0.000	0.000
ZQS	-0.9990E+30	-0.9990E+30
ZCUT	0.000	0.000
BALANCE LEVEL FOR PORE PRESSURES	-7.500	-7.500
WATER_BEHAVIOUR_FLAG (LINING OPT)	0.000	0.000
PORE_UPDATE_FLAG	0.000	0.000
PORE_TAB. _FLAG (gt.0= use tabs)	0.000	0.000
lateral thrusts reduction elevatio	0.000	0.000
Downhill reduction factor for effe	0.000	0.000
Downhill reduction factor for pore	0.000	0.000
Uphill reduction factor for effect	0.000	0.000
Uphill reduction factor for pore p	0.000	0.000

```
SEISMIC HORIZONTAL ACCEL. Kh [g]        0.000         0.000
UPHILL VERTICAL ACCEL.  Kv_uh [g]       0.000         0.000
DOWNHILL VERTICAL ACCEL.Kv_dh [g]       0.000         0.000
UPHILL BETA ANGLE (SLOPE) [deg]         0.000         0.000
UPHILL DELTA/PHI RATIO                  0.000         0.000
DOWNHILL BETA ANGLE (SLOPE) [deg]       0.000         0.000
DOWNHILL DELTA/PHI RATIO                0.000         0.000
DYN.WATER BEHAVIOUR                     0.000         0.000
Excess pore pressure RATIO Ru           0.000         0.000
SEISMIC PRESSURE LOWER VALUE            0.000         0.000
SEISMIC PRESSURE UPPER VALUE            0.000         0.000
SEISMIC PRESSURE LOWER LEVEL            0.000         0.000
SEISMIC PRESSURE UPPER LEVEL            0.000         0.000

================================================================================================================end of step    4


 LEFT-HAND WALL

 LOWER  LEVEL          -7.50000
 UPPER  LEVEL           0.00000

 RIGHT-HAND WALL

 LOWER  LEVEL          -7.50000
 UPPER  LEVEL           0.00000



 ELEMENT GROUPS BACKUP AREA CAN STAY IN CORE AT
 POSITION        3655

 NO. OF D.P.W  FOR THIS AREA       5585
 MAX NO. OF D.P.W. AVAILABLE      81920
 ** MAX NO OF ITERATIONS SET TO          40

ITER     0 RNORM = 0.000     RMNORM= 0.000
           RINORM= 3509.     RIMNOR= 0.000
           RENORM= 0.000     REMNOR= 0.000     RATIO = 0.000     TOLER =0.1000E-03      CONVERGED !
           RFMAX = 11.68     RMMAX = 0.000
           RTSMAL=0.1000E-03 RMSMAL= 0.000
           RDT   = 3509.     RDR   = 0.000
           RATIOT= 0.000     RATIOR= 0.000
           MAX UN= 0.000     IEQ=   194 NODE     39 DOF   4   X-ROT. S
           MIN UN= 0.000     IEQ=     1 NODE      1 DOF   1  Y-DISPL.F
           NO. OF CONTACT CONSTRAINT VIOLATIONS     0
```

```
+-------------------------------------------------------------------------------------------------------------------------+
|                   PARATIEPLUS(TM)   NLS ENGINE RELEASE  2018.0    FULL VERSION  *Build date:Nov 13, 2017*               |
|                                                                                                                         |
|                                     NewProject.BaseDesignSection_28.A1M1R1_1183                                         |
|                                  Exe Time : 4 September 2018 18:00:40                                                   |
+-------------------------------------------------------------------------------------------------------------------------+
New Project
SOLUTION REACHED USING     0 ITERATIONS ON   40

no equilibrium iterations were performed to
obtain current solution

P R I N T   O U T   F O R   T I M E   S T E P    1     ( AT TIME   1.000     )

PRINT OUT OF ACTIVE COMPONENTS (FIXED NODES ARE NOT PRINTED OUT)
```

	Y-DISPL.F (02)	X-ROT. F (04)	Y-DISPL.S (08)	X-ROT. S (10)	Y-FORCE (14)	GAP	C-FORCE
1	0.000000	0.000000	0.000000	0.000000	0.000000	0.000000	0.000000
2	0.000000	0.000000	0.000000	0.000000	0.000000	0.000000	0.000000
3	0.000000	0.000000	0.000000	0.000000	0.000000	0.000000	0.000000
4	0.000000	0.000000	0.000000	0.000000	0.000000	0.000000	0.000000
5	0.000000	0.000000	0.000000	0.000000	0.000000	0.000000	0.000000
6	0.000000	0.000000	0.000000	0.000000	0.000000	0.000000	0.000000
7	0.000000	0.000000	0.000000	0.000000	0.000000	0.000000	0.000000
8	0.000000	0.000000	0.000000	0.000000	0.000000	0.000000	0.000000
9	0.000000	0.000000	0.000000	0.000000	0.000000	0.000000	0.000000
10	0.000000	0.000000	0.000000	0.000000	0.000000	0.000000	0.000000
11	0.000000	0.000000	0.000000	0.000000	0.000000	0.000000	0.000000
12	0.000000	0.000000	0.000000	0.000000	0.000000	0.000000	0.000000
13	0.000000	0.000000	0.000000	0.000000	0.000000	0.000000	0.000000
14	0.000000	0.000000	0.000000	0.000000	0.000000	0.000000	0.000000
15	0.000000	0.000000	0.000000	0.000000	0.000000	0.000000	0.000000
16	0.000000	0.000000	0.000000	0.000000	0.000000	0.000000	0.000000
17	0.000000	0.000000	0.000000	0.000000	0.000000	0.000000	0.000000
18	0.000000	0.000000	0.000000	0.000000	0.000000	0.000000	0.000000
19	0.000000	0.000000	0.000000	0.000000	0.000000	0.000000	0.000000
20	0.000000	0.000000	0.000000	0.000000	0.000000	0.000000	0.000000
21	0.000000	0.000000	0.000000	0.000000	0.000000	0.000000	0.000000
22	0.000000	0.000000	0.000000	0.000000	0.000000	0.000000	0.000000
23	0.000000	0.000000	0.000000	0.000000	0.000000	0.000000	0.000000
24	0.000000	0.000000	0.000000	0.000000	0.000000	0.000000	0.000000
25	0.000000	0.000000	0.000000	0.000000	0.000000	0.000000	0.000000
26	0.000000	0.000000	0.000000	0.000000	0.000000	0.000000	0.000000
27	0.000000	0.000000	0.000000	0.000000	0.000000	0.000000	0.000000
28	0.000000	0.000000	0.000000	0.000000	0.000000	0.000000	0.000000
29	0.000000	0.000000	0.000000	0.000000	0.000000	0.000000	0.000000
30	0.000000	0.000000	0.000000	0.000000	0.000000	0.000000	0.000000
31	0.000000	0.000000	0.000000	0.000000	0.000000	0.000000	0.000000
32	0.000000	0.000000	0.000000	0.000000	0.000000	0.000000	0.000000
33	0.000000	0.000000	0.000000	0.000000	0.000000	0.000000	0.000000
34	0.000000	0.000000	0.000000	0.000000	0.000000	0.000000	0.000000
35	0.000000	0.000000	0.000000	0.000000	0.000000	0.000000	0.000000
36	0.000000	0.000000	0.000000	0.000000	0.000000	0.000000	0.000000
37	0.000000	0.000000	0.000000	0.000000	0.000000	0.000000	0.000000
38	0.000000	0.000000	0.000000	0.000000	0.000000	0.000000	0.000000
39	0.000000	0.000000	0.000000	0.000000	0.000000	0.000000	0.000000

```
+-------------------------------------------------------------------------------------------------------------------------------+
|                   PARATIEPLUS(TM)   NLS ENGINE RELEASE  2018.0    FULL VERSION  *Build date:Nov 13, 2017*                    |
|                                                                                                                               |
|                                     NewProject.BaseDesignSection_28.A1M1R1_1183                                               |
|                                  Exe Time : 4 September 2018 18:00:40                                                         |
+-------------------------------------------------------------------------------------------------------------------------------+
New Project


S T R E S S   R E S U L T S   F O R   G R O U P   N O.   1

0_L                                                          :
ELEMENT TYPE    5 NO.OF ELEMENTS. IN THIS GROUP   39
C U R R E N T   T I M E   I S      1.0000

 HARDENING 2D SOIL ELEMENT

 ****** TOTAL STRESS FORMULATION *****

  EL *   FORCE     DISPL-Y  VERTICAL-P  HORIZON.-P     MAX-V-P     MAX-H-P           STATE   STIFFNESS Z-LEVEL      PORE
E FACTOR    UFACTOR       Peq           Su_a         Su_p     LAYER
 ------------------------------------------------------------------------------------------------------------------------------
-------------------------------------------------------------------------------------------
   1 D   0.000       0.000       0.000       0.000       0.000       0.000            V-C  5.1962E+04   0.000       0.000
1.000       1.000       0.000       0.000       0.000     DI1_164_167_L_0
   2 D  0.3200       0.000       3.200       1.600       3.200       1.600            V-C  5.1962E+04 -0.2000       0.000
1.000       1.000       1.600       0.000       0.000     DI1_164_167_L_0
   3 D  0.6400       0.000       6.400       3.200       6.400       3.200            V-C  5.1962E+04 -0.4000       0.000
1.000       1.000       3.200       0.000       0.000     DI1_164_167_L_0
   4 D  0.9600       0.000       9.600       4.800       9.600       4.800            V-C  5.1962E+04 -0.6000       0.000
1.000       1.000       4.800       0.000       0.000     DI1_164_167_L_0
   5 D   1.280       0.000       12.80       6.400       12.80       6.400            V-C  5.1962E+04 -0.8000       0.000
1.000       1.000       6.400       0.000       0.000     DI1_164_167_L_0
   6 D   1.600       0.000       16.00       8.000       16.00       8.000            V-C  5.1962E+04  -1.000       0.000
1.000       1.000       8.000       0.000       0.000     DI1_164_167_L_0
   7 D   1.920       0.000       19.20       9.600       19.20       9.600            V-C  5.1962E+04  -1.200       0.000
1.000       1.000       9.600       0.000       0.000     DI1_164_167_L_0
   8 D   2.240       0.000       22.40       11.20       22.40       11.20            V-C  5.1962E+04  -1.400       0.000
1.000       1.000       11.20       0.000       0.000     DI1_164_167_L_0
   9 D   2.560       0.000       25.60       12.80       25.60       12.80            V-C  5.1962E+04  -1.600       0.000
1.000       1.000       12.80       0.000       0.000     DI1_164_167_L_0
  10 D   2.880       0.000       28.80       14.40       28.80       14.40            V-C  5.1962E+04  -1.800       0.000
1.000       1.000       14.40       0.000       0.000     DI1_164_167_L_0
  11 D   3.200       0.000       32.00       16.00       32.00       16.00            V-C  5.1962E+04  -2.000       0.000
1.000       1.000       16.00       0.000       0.000     DI1_164_167_L_0
  12 D   3.520       0.000       35.20       17.60       35.20       17.60            V-C  5.1962E+04  -2.200       0.000
1.000       1.000       17.60       0.000       0.000     DI1_164_167_L_0
  13 D   3.840       0.000       38.40       19.20       38.40       19.20            V-C  5.1962E+04  -2.400       0.000
1.000       1.000       19.20       0.000       0.000     DI1_164_167_L_0
  14 D   4.160       0.000       41.60       20.80       41.60       20.80            V-C  5.1962E+04  -2.600       0.000
1.000       1.000       20.80       0.000       0.000     DI1_164_167_L_0
  15 D   4.480       0.000       44.80       22.40       44.80       22.40            V-C  5.1962E+04  -2.800       0.000
1.000       1.000       22.40       0.000       0.000     DI1_164_167_L_0
  16 D   4.800       0.000       48.00       24.00       48.00       24.00            V-C  5.1962E+04  -3.000       0.000
1.000       1.000       24.00       0.000       0.000     DI1_164_167_L_0
  17 D   3.840       0.000       51.20       25.60       51.20       25.60            V-C  5.1962E+04  -3.200       0.000
1.000       1.000       25.60       0.000       0.000     DI1_164_167_L_0
  18 D   3.960       0.000       52.80       26.40       52.80       26.40            V-C  5.1962E+04  -3.300       0.000
1.000       1.000       26.40       0.000       0.000     DI1_164_167_L_0
  19 D   5.600       0.000       56.00       28.00       56.00       28.00            V-C  5.1962E+04  -3.500       0.000
1.000       1.000       28.00       0.000       0.000     DI1_164_167_L_0
  20 D   5.920       0.000       59.20       29.60       59.20       29.60            V-C  5.1962E+04  -3.700       0.000
1.000       1.000       29.60       0.000       0.000     DI1_164_167_L_0
  21 D   6.240       0.000       62.40       31.20       62.40       31.20            V-C  5.1962E+04  -3.900       0.000
1.000       1.000       31.20       0.000       0.000     DI1_164_167_L_0
  22 D   6.560       0.000       65.60       32.80       65.60       32.80            V-C  5.1962E+04  -4.100       0.000
1.000       1.000       32.80       0.000       0.000     DI1_164_167_L_0
  23 D   6.880       0.000       68.80       34.40       68.80       34.40            V-C  5.1962E+04  -4.300       0.000
1.000       1.000       34.40       0.000       0.000     DI1_164_167_L_0
  24 D   7.200       0.000       72.00       36.00       72.00       36.00            V-C  5.1962E+04  -4.500       0.000
1.000       1.000       36.00       0.000       0.000     DI1_164_167_L_0
```

```
  25 D   7.520       0.000       75.20       37.60       75.20       37.60          V-C  5.1962E+04  -4.700       0.000
1.000       1.000       37.60       0.000       0.000     DI1_164_167_L_0
  26 D   7.840       0.000       78.40       39.20       78.40       39.20          V-C  5.1962E+04  -4.900       0.000
1.000       1.000       39.20       0.000       0.000     DI1_164_167_L_0
  27 D   8.160       0.000       81.60       40.80       81.60       40.80          V-C  1.2524E+05  -5.100       0.000
1.000       1.000       40.80       0.000       0.000     DI2_165_168_L_0
  28 D   8.480       0.000       84.80       42.40       84.80       42.40          V-C  1.2524E+05  -5.300       0.000
1.000       1.000       42.40       0.000       0.000     DI2_165_168_L_0
  29 D   8.800       0.000       88.00       44.00       88.00       44.00          V-C  1.2524E+05  -5.500       0.000
1.000       1.000       44.00       0.000       0.000     DI2_165_168_L_0
  30 D   9.120       0.000       91.20       45.60       91.20       45.60          V-C  1.2524E+05  -5.700       0.000
1.000       1.000       45.60       0.000       0.000     DI2_165_168_L_0
  31 D   9.440       0.000       94.40       47.20       94.40       47.20          V-C  1.2524E+05  -5.900       0.000
1.000       1.000       47.20       0.000       0.000     DI2_165_168_L_0
  32 D   9.760       0.000       97.60       48.80       97.60       48.80          V-C  1.2524E+05  -6.100       0.000
1.000       1.000       48.80       0.000       0.000     DI2_165_168_L_0
  33 D   10.08       0.000       100.8       50.40       100.8       50.40          V-C  1.2524E+05  -6.300       0.000
1.000       1.000       50.40       0.000       0.000     DI2_165_168_L_0
  34 D   10.40       0.000       104.0       52.00       104.0       52.00          V-C  1.2524E+05  -6.500       0.000
1.000       1.000       52.00       0.000       0.000     DI2_165_168_L_0
  35 D   10.72       0.000       107.2       53.60       107.2       53.60          V-C  1.2524E+05  -6.700       0.000
1.000       1.000       53.60       0.000       0.000     DI2_165_168_L_0
  36 D   11.04       0.000       110.4       55.20       110.4       55.20          V-C  1.2524E+05  -6.900       0.000
1.000       1.000       55.20       0.000       0.000     DI2_165_168_L_0
  37 D   11.36       0.000       113.6       56.80       113.6       56.80          V-C  1.2524E+05  -7.100       0.000
1.000       1.000       56.80       0.000       0.000     DI2_165_168_L_0
  38 D   11.68       0.000       116.8       58.40       116.8       58.40          V-C  1.2524E+05  -7.300       0.000
1.000       1.000       58.40       0.000       0.000     DI2_165_168_L_0
  39 D   6.000       0.000       120.0       60.00       120.0       60.00          V-C  1.2524E+05  -7.500       0.000
1.000       1.000       60.00       0.000       0.000     DI2_165_168_L_0
```

```
+-------------------------------------------------------------------------------------------------------------------------------+
|                   PARATIEPLUS(TM)   NLS ENGINE RELEASE  2018.0    FULL VERSION  *Build date:Nov 13, 2017*                    |
|                                                                                                                               |
|                                     NewProject.BaseDesignSection_28.A1M1R1_1183                                               |
|                                  Exe Time : 4 September 2018 18:00:40                                                         |
+-------------------------------------------------------------------------------------------------------------------------------+
New Project


S T R E S S   R E S U L T S   F O R   G R O U P   N O.   2

0_R                                                          :
ELEMENT TYPE    5 NO.OF ELEMENTS. IN THIS GROUP   39
C U R R E N T   T I M E   I S      1.0000

 HARDENING 2D SOIL ELEMENT

 ****** TOTAL STRESS FORMULATION *****

  EL *   FORCE     DISPL-Y  VERTICAL-P  HORIZON.-P     MAX-V-P     MAX-H-P           STATE   STIFFNESS Z-LEVEL      PORE
E FACTOR    UFACTOR       Peq           Su_a         Su_p     LAYER
 ------------------------------------------------------------------------------------------------------------------------------
-------------------------------------------------------------------------------------------
   1 D   0.000       0.000       0.000       0.000       0.000       0.000            V-C  3.4641E+04   0.000       0.000
1.000       1.000       0.000       0.000       0.000     DI1_164_167_L_0
   2 D  0.3200       0.000       3.200       1.600       3.200       1.600            V-C  3.4641E+04 -0.2000       0.000
1.000       1.000       1.600       0.000       0.000     DI1_164_167_L_0
   3 D  0.6400       0.000       6.400       3.200       6.400       3.200            V-C  3.4641E+04 -0.4000       0.000
1.000       1.000       3.200       0.000       0.000     DI1_164_167_L_0
   4 D  0.9600       0.000       9.600       4.800       9.600       4.800            V-C  3.4641E+04 -0.6000       0.000
1.000       1.000       4.800       0.000       0.000     DI1_164_167_L_0
   5 D   1.280       0.000       12.80       6.400       12.80       6.400            V-C  3.4641E+04 -0.8000       0.000
1.000       1.000       6.400       0.000       0.000     DI1_164_167_L_0
   6 D   1.600       0.000       16.00       8.000       16.00       8.000            V-C  3.4641E+04  -1.000       0.000
1.000       1.000       8.000       0.000       0.000     DI1_164_167_L_0
   7 D   1.920       0.000       19.20       9.600       19.20       9.600            V-C  3.4641E+04  -1.200       0.000
1.000       1.000       9.600       0.000       0.000     DI1_164_167_L_0
   8 D   2.240       0.000       22.40       11.20       22.40       11.20            V-C  3.4641E+04  -1.400       0.000
1.000       1.000       11.20       0.000       0.000     DI1_164_167_L_0
   9 D   2.560       0.000       25.60       12.80       25.60       12.80            V-C  3.4641E+04  -1.600       0.000
1.000       1.000       12.80       0.000       0.000     DI1_164_167_L_0
  10 D   2.880       0.000       28.80       14.40       28.80       14.40            V-C  3.4641E+04  -1.800       0.000
1.000       1.000       14.40       0.000       0.000     DI1_164_167_L_0
  11 D   3.200       0.000       32.00       16.00       32.00       16.00            V-C  3.4641E+04  -2.000       0.000
1.000       1.000       16.00       0.000       0.000     DI1_164_167_L_0
  12 D   3.520       0.000       35.20       17.60       35.20       17.60            V-C  3.4641E+04  -2.200       0.000
1.000       1.000       17.60       0.000       0.000     DI1_164_167_L_0
  13 D   3.840       0.000       38.40       19.20       38.40       19.20            V-C  3.4641E+04  -2.400       0.000
1.000       1.000       19.20       0.000       0.000     DI1_164_167_L_0
  14 D   4.160       0.000       41.60       20.80       41.60       20.80            V-C  3.4641E+04  -2.600       0.000
1.000       1.000       20.80       0.000       0.000     DI1_164_167_L_0
  15 D   4.480       0.000       44.80       22.40       44.80       22.40            V-C  3.4641E+04  -2.800       0.000
1.000       1.000       22.40       0.000       0.000     DI1_164_167_L_0
  16 D   4.800       0.000       48.00       24.00       48.00       24.00            V-C  3.4641E+04  -3.000       0.000
1.000       1.000       24.00       0.000       0.000     DI1_164_167_L_0
  17 D   3.840       0.000       51.20       25.60       51.20       25.60            V-C  3.4641E+04  -3.200       0.000
1.000       1.000       25.60       0.000       0.000     DI1_164_167_L_0
  18 D   3.960       0.000       52.80       26.40       52.80       26.40            V-C  3.4641E+04  -3.300       0.000
1.000       1.000       26.40       0.000       0.000     DI1_164_167_L_0
  19 D   5.600       0.000       56.00       28.00       56.00       28.00            V-C  3.4641E+04  -3.500       0.000
1.000       1.000       28.00       0.000       0.000     DI1_164_167_L_0
  20 D   5.920       0.000       59.20       29.60       59.20       29.60            V-C  3.4641E+04  -3.700       0.000
1.000       1.000       29.60       0.000       0.000     DI1_164_167_L_0
  21 D   6.240       0.000       62.40       31.20       62.40       31.20            V-C  3.4641E+04  -3.900       0.000
1.000       1.000       31.20       0.000       0.000     DI1_164_167_L_0
  22 D   6.560       0.000       65.60       32.80       65.60       32.80            V-C  3.4641E+04  -4.100       0.000
1.000       1.000       32.80       0.000       0.000     DI1_164_167_L_0
  23 D   6.880       0.000       68.80       34.40       68.80       34.40            V-C  3.4641E+04  -4.300       0.000
1.000       1.000       34.40       0.000       0.000     DI1_164_167_L_0
  24 D   7.200       0.000       72.00       36.00       72.00       36.00            V-C  3.4641E+04  -4.500       0.000
1.000       1.000       36.00       0.000       0.000     DI1_164_167_L_0
```

```
  25 D   7.520       0.000       75.20       37.60       75.20       37.60          V-C  3.4641E+04  -4.700       0.000
1.000       1.000       37.60       0.000       0.000     DI1_164_167_L_0
  26 D   7.840       0.000       78.40       39.20       78.40       39.20          V-C  3.4641E+04  -4.900       0.000
1.000       1.000       39.20       0.000       0.000     DI1_164_167_L_0
  27 D   8.160       0.000       81.60       40.80       81.60       40.80          V-C  7.3842E+04  -5.100       0.000
1.000       1.000       40.80       0.000       0.000     DI2_165_168_L_0
  28 D   8.480       0.000       84.80       42.40       84.80       42.40          V-C  7.3842E+04  -5.300       0.000
1.000       1.000       42.40       0.000       0.000     DI2_165_168_L_0
  29 D   8.800       0.000       88.00       44.00       88.00       44.00          V-C  7.3842E+04  -5.500       0.000
1.000       1.000       44.00       0.000       0.000     DI2_165_168_L_0
  30 D   9.120       0.000       91.20       45.60       91.20       45.60          V-C  7.3842E+04  -5.700       0.000
1.000       1.000       45.60       0.000       0.000     DI2_165_168_L_0
  31 D   9.440       0.000       94.40       47.20       94.40       47.20          V-C  7.3842E+04  -5.900       0.000
1.000       1.000       47.20       0.000       0.000     DI2_165_168_L_0
  32 D   9.760       0.000       97.60       48.80       97.60       48.80          V-C  7.3842E+04  -6.100       0.000
1.000       1.000       48.80       0.000       0.000     DI2_165_168_L_0
  33 D   10.08       0.000       100.8       50.40       100.8       50.40          V-C  7.3842E+04  -6.300       0.000
1.000       1.000       50.40       0.000       0.000     DI2_165_168_L_0
  34 D   10.40       0.000       104.0       52.00       104.0       52.00          V-C  7.3842E+04  -6.500       0.000
1.000       1.000       52.00       0.000       0.000     DI2_165_168_L_0
  35 D   10.72       0.000       107.2       53.60       107.2       53.60          V-C  7.3842E+04  -6.700       0.000
1.000       1.000       53.60       0.000       0.000     DI2_165_168_L_0
  36 D   11.04       0.000       110.4       55.20       110.4       55.20          V-C  7.3842E+04  -6.900       0.000
1.000       1.000       55.20       0.000       0.000     DI2_165_168_L_0
  37 D   11.36       0.000       113.6       56.80       113.6       56.80          V-C  7.3842E+04  -7.100       0.000
1.000       1.000       56.80       0.000       0.000     DI2_165_168_L_0
  38 D   11.68       0.000       116.8       58.40       116.8       58.40          V-C  7.3842E+04  -7.300       0.000
1.000       1.000       58.40       0.000       0.000     DI2_165_168_L_0
  39 D   6.000       0.000       120.0       60.00       120.0       60.00          V-C  7.3842E+04  -7.500       0.000
1.000       1.000       60.00       0.000       0.000     DI2_165_168_L_0
```

```
+-------------------------------------------------------------------------------------------------------------------------+
|                   PARATIEPLUS(TM)   NLS ENGINE RELEASE  2018.0    FULL VERSION  *Build date:Nov 13, 2017*              |
|                                                                                                                         |
|                                     NewProject.BaseDesignSection_28.A1M1R1_1183                                         |
|                                   Exe Time : 4 September 2018 18:00:40                                                  |
+-------------------------------------------------------------------------------------------------------------------------+
New Project


S T R E S S   R E S U L T S   F O R   G R O U P   N O.   3

WallElement_33                                                :
ELEMENT TYPE    2 NO.OF ELEMENTS. IN THIS GROUP   38
C U R R E N T   T I M E   I S     1.0000

 WALL2D ELEMENT

   EL      TA          TB          MA          MB
-------------------------------------------------------
    1  0.0000      0.0000      0.0000      0.0000
    2  0.0000      0.0000      0.0000      0.0000
    3  0.0000      0.0000      0.0000      0.0000
    4  0.0000      0.0000      0.0000      0.0000
    5  0.0000      0.0000      0.0000      0.0000
    6  0.0000      0.0000      0.0000      0.0000
    7  0.0000      0.0000      0.0000      0.0000
    8  0.0000      0.0000      0.0000      0.0000
    9  0.0000      0.0000      0.0000      0.0000
   10  0.0000      0.0000      0.0000      0.0000
   11  0.0000      0.0000      0.0000      0.0000
   12  0.0000      0.0000      0.0000      0.0000
   13  0.0000      0.0000      0.0000      0.0000
   14  0.0000      0.0000      0.0000      0.0000
   15  0.0000      0.0000      0.0000      0.0000
   16  0.0000      0.0000      0.0000      0.0000
   17  0.0000      0.0000      0.0000      0.0000
   18  0.0000      0.0000      0.0000      0.0000
   19  0.0000      0.0000      0.0000      0.0000
   20  0.0000      0.0000      0.0000      0.0000
   21  0.0000      0.0000      0.0000      0.0000
   22  0.0000      0.0000      0.0000      0.0000
   23  0.0000      0.0000      0.0000      0.0000
   24  0.0000      0.0000      0.0000      0.0000
   25  0.0000      0.0000      0.0000      0.0000
   26  0.0000      0.0000      0.0000      0.0000
   27  0.0000      0.0000      0.0000      0.0000
   28  0.0000      0.0000      0.0000      0.0000
   29  0.0000      0.0000      0.0000      0.0000
   30  0.0000      0.0000      0.0000      0.0000
   31  0.0000      0.0000      0.0000      0.0000
   32  0.0000      0.0000      0.0000      0.0000
   33  0.0000      0.0000      0.0000      0.0000
   34  0.0000      0.0000      0.0000      0.0000
   35  0.0000      0.0000      0.0000      0.0000
   36  0.0000      0.0000      0.0000      0.0000
   37  0.0000      0.0000      0.0000      0.0000
   38  0.0000      0.0000      0.0000      0.0000
```

```
+-------------------------------------------------------------------------------------------------------------------------+
|                  PARATIEPLUS(TM)   NLS ENGINE RELEASE  2018.0    FULL VERSION  *Build date:Nov 13, 2017*              |
|                                                                                                                         |
|                                    NewProject.BaseDesignSection_28.A1M1R1_1183                                          |
|                                 Exe Time : 4 September 2018 18:00:40                                                    |
+-------------------------------------------------------------------------------------------------------------------------+
New Project


S T R E S S   R E S U L T S   F O R   G R O U P   N O.   4

WallElement_New_20092                                          :
ELEMENT TYPE    2 NO.OF ELEMENTS. IN THIS GROUP   17
C U R R E N T   T I M E   I S      1.0000

 WALL2D ELEMENT

   EL      TA          TB          MA          MB
-----------------------------------------------------

***** NO ONE ELEMENT ACTIVE AT CURRENT STEP *****

ITER     0 RNORM = 0.000     RMNORM= 0.000
           RINORM= 2367.     RIMNOR= 0.000
           RENORM= 441.6     REMNOR= 0.000     RATIO =0.4319     TOLER =0.1000E-03  NOT CONVERGED
           RFMAX = 11.68     RMMAX = 0.000
           RTSMAL=0.1000E-03 RMSMAL= 0.000
           RDT   = 2367.     RDR   = 0.000
           RATIOT=0.4319     RATIOR= 0.000
           MAX UN= 5.600     IEQ=    91 NODE     19 DOF   1  Y-DISPL.F
           MIN UN= 0.000     IEQ=     1 NODE      1 DOF   1  Y-DISPL.F
           NO. OF CONTACT CONSTRAINT VIOLATIONS     0


ITER     2 RNORM = 0.000     RMNORM= 0.000
           RINORM= 2367.     RIMNOR= 0.000
           RENORM= 56.27     REMNOR=0.9909E-19 RATIO =0.1542     TOLER =0.1000E-03  NOT CONVERGED
           RFMAX = 11.68     RMMAX = 0.000
           RTSMAL=0.1000E-03 RMSMAL= 0.000
           RDT   = 2367.     RDR   = 0.000
           RATIOT=0.1542     RATIOR= 0.000
           MAX UN= 2.920     IEQ=     6 NODE      2 DOF   1  Y-DISPL.F
           MIN UN=-.2885E-09 IEQ=   176 NODE     36 DOF   1  Y-DISPL.F
           NO. OF CONTACT CONSTRAINT VIOLATIONS     0


ITER     3 RNORM = 0.000     RMNORM= 0.000
           RINORM= 2367.     RIMNOR= 0.000
           RENORM= 161.2     REMNOR=0.2035E-17 RATIO =0.2610     TOLER =0.1000E-03  NOT CONVERGED
           RFMAX = 11.68     RMMAX = 0.000
           RTSMAL=0.1000E-03 RMSMAL= 0.000
           RDT   = 2367.     RDR   = 0.000
           RATIOT=0.2610     RATIOR= 0.000
           MAX UN= 6.520     IEQ=   101 NODE     21 DOF   1  Y-DISPL.F
           MIN UN=-1.621     IEQ=   186 NODE     38 DOF   1  Y-DISPL.F
           NO. OF CONTACT CONSTRAINT VIOLATIONS     0


ITER     4 RNORM = 0.000     RMNORM= 0.000
           RINORM= 2367.     RIMNOR= 0.000
           RENORM= 29.93     REMNOR=0.7264E-17 RATIO =0.1124     TOLER =0.1000E-03  NOT CONVERGED
           RFMAX = 11.68     RMMAX = 0.000
           RTSMAL=0.1000E-03 RMSMAL= 0.000
           RDT   = 2367.     RDR   = 0.000
           RATIOT=0.1124     RATIOR= 0.000
           MAX UN= 3.594     IEQ=   156 NODE     32 DOF   1  Y-DISPL.F
           MIN UN=-1.134     IEQ=   191 NODE     39 DOF   1  Y-DISPL.F
           NO. OF CONTACT CONSTRAINT VIOLATIONS     0


ITER     5 RNORM = 0.000     RMNORM= 0.000
```

```
  RINORM= 2367.     RIMNOR= 0.000
  RENORM=0.3376     REMNOR=0.3951E-17 RATIO =0.1194E-01 TOLER =0.1000E-03  NOT CONVERGED
  RFMAX = 11.68     RMMAX = 0.000
  RTSMAL=0.1000E-03 RMSMAL= 0.000
  RDT   = 2367.     RDR   = 0.000
  RATIOT=0.1194E-01 RATIOR= 0.000
  MAX UN=0.5723     IEQ=   111 NODE     23 DOF   1  Y-DISPL.F
  MIN UN=-.8200E-01 IEQ=   171 NODE     35 DOF   1  Y-DISPL.F
  NO. OF CONTACT CONSTRAINT VIOLATIONS     0


ITER      6 RNORM = 0.000     RMNORM= 0.000
  RINORM= 2367.     RIMNOR= 0.000
  RENORM=0.5410E-06 REMNOR=0.1513E-17 RATIO =0.1512E-04 TOLER =0.1000E-03      CONVERGED !
  RFMAX = 11.68     RMMAX = 0.000
  RTSMAL=0.1000E-03 RMSMAL= 0.000
  RDT   = 2367.     RDR   = 0.000
  RATIOT=0.1512E-04 RATIOR= 0.000
  MAX UN=0.2148E-03 IEQ=     3 NODE      1 DOF   3  Y-DISPL.S
  MIN UN=-.2708E-04 IEQ=   193 NODE     39 DOF   3  Y-DISPL.S
  NO. OF CONTACT CONSTRAINT VIOLATIONS     0
```

```
+-------------------------------------------------------------------------------------------------------------------------+
|                   PARATIEPLUS(TM)   NLS ENGINE RELEASE  2018.0    FULL VERSION  *Build date:Nov 13, 2017*               |
|                                                                                                                         |
|                                    NewProject.BaseDesignSection_28.A1M1R1_1183                                          |
|                                  Exe Time : 4 September 2018 18:00:40                                                   |
+-------------------------------------------------------------------------------------------------------------------------+
New Project
SOLUTION REACHED USING     6 ITERATIONS ON   40

P R I N T   O U T   F O R   T I M E   S T E P   2     ( AT TIME   2.000     )

PRINT OUT OF ACTIVE COMPONENTS (FIXED NODES ARE NOT PRINTED OUT)
```

	Y-DISPL.F (02)	X-ROT. F (04)	Y-DISPL.S (08)	X-ROT. S (10)	Y-FORCE (14)	GAP	C-FORCE
1	1.4046113E-02	-2.1405632E-03	1.4046113E-02	0.000000	-5.8097672E-14	0.000000	-2.1477552E-04
2	1.3618000E-02	-2.1405632E-03	1.3618000E-02	0.000000	-2.8173125E-14	-3.4694470E-18	-2.0830086E-04
3	1.3189888E-02	-2.1405614E-03	1.3189888E-02	0.000000	-2.7297415E-14	1.7347235E-18	-2.0182621E-04
4	1.2761776E-02	-2.1405528E-03	1.2761776E-02	0.000000	-2.6421708E-14	0.000000	-1.9535158E-04
5	1.2333668E-02	-2.1405286E-03	1.2333668E-02	0.000000	-2.5546006E-14	-1.7347235E-18	-1.8887699E-04
6	1.1905566E-02	-2.1404768E-03	1.1905566E-02	0.000000	-2.4670314E-14	-3.4694470E-18	-1.8240247E-04
7	1.1477480E-02	-2.1403817E-03	1.1477480E-02	0.000000	-2.3794635E-14	0.000000	-1.7592806E-04
8	1.1049418E-02	-2.1402244E-03	1.1049418E-02	0.000000	-2.2918976E-14	1.7347235E-18	-1.6945378E-04
9	1.0621396E-02	-2.1399824E-03	1.0621396E-02	0.000000	-2.2043341E-14	3.4694470E-18	-1.6297968E-04
10	1.0193432E-02	-2.1396297E-03	1.0193432E-02	0.000000	-2.1167737E-14	3.4694470E-18	-1.5650582E-04
11	9.7655530E-03	-2.1391370E-03	9.7655530E-03	0.000000	-2.0292173E-14	0.000000	-1.5003224E-04
12	9.3377890E-03	-2.1384713E-03	9.3377890E-03	0.000000	-1.9416655E-14	-3.4694470E-18	-1.4355901E-04
13	8.9101785E-03	-2.1375964E-03	8.9101785E-03	0.000000	-1.8541194E-14	3.4694470E-18	-1.3708620E-04
14	8.4827671E-03	-2.1364725E-03	8.4827671E-03	0.000000	-1.7665797E-14	0.000000	-1.3061387E-04
15	8.0556089E-03	-2.1350563E-03	8.0556089E-03	0.000000	-1.6790476E-14	-3.4694470E-18	-1.2414209E-04
16	7.6287671E-03	-2.1333012E-03	7.6287671E-03	0.000000	-1.5915360E-14	-2.6020852E-18	-1.1767095E-04
17	7.2023123E-03	-2.1311570E-03	7.2023123E-03	0.000000	-3.3421670E-15	0.000000	-1.1120049E-04
18	6.9892594E-03	-2.1299241E-03	6.9892594E-03	0.000000	-3.2449361E-15	8.6736174E-19	-1.0796561E-04
19	6.5635492E-03	-2.1270944E-03	6.5635492E-03	0.000000	-1.3727602E-14	0.000000	-1.0149642E-04
20	6.1384569E-03	-2.1237352E-03	6.1384569E-03	0.000000	-1.2852759E-14	0.000000	-9.5028181E-05
21	5.7140931E-03	-2.1198063E-03	5.7140931E-03	0.000000	-1.1978056E-14	-8.6736174E-19	-8.8560976E-05
22	5.2905723E-03	-2.1153089E-03	5.2905723E-03	0.000000	-1.1103507E-14	-8.6736174E-19	-8.2094909E-05
23	4.8680047E-03	-2.1102852E-03	4.8680047E-03	0.000000	-1.0229126E-14	8.6736174E-19	-7.5630083E-05
24	4.4464878E-03	-2.1048184E-03	4.4464878E-03	0.000000	-9.3548988E-15	1.7347235E-18	-6.9166914E-05
25	4.0261019E-03	-2.0990142E-03	4.0261019E-03	0.000000	-8.4811932E-15	0.000000	-6.2707034E-05
26	3.6068998E-03	-2.0929764E-03	3.6068998E-03	0.000000	-7.6082026E-15	4.3368087E-19	-5.6252019E-05
27	3.1889205E-03	-2.0868013E-03	3.1889205E-03	0.000000	-6.7359715E-15	4.3368087E-19	-4.9803241E-05
28	2.7721792E-03	-2.0806275E-03	2.7721792E-03	0.000000	-5.8647457E-15	-8.6736174E-19	-4.3361726E-05
29	2.3566577E-03	-2.0746310E-03	2.3566577E-03	0.000000	-4.9945415E-15	0.000000	-3.6928039E-05
30	1.9423065E-03	-2.0689689E-03	1.9423065E-03	0.000000	-4.1254610E-15	2.1684043E-19	-3.0502337E-05
31	1.5290407E-03	-2.0637794E-03	1.5290407E-03	0.000000	-3.2574416E-15	0.000000	-2.4084299E-05
32	1.1167553E-03	-2.0591821E-03	1.1167553E-03	0.000000	-2.3903555E-15	-2.1684043E-19	-1.7673390E-05
33	7.0532162E-04	-2.0552779E-03	7.0532162E-04	0.000000	-1.5241235E-15	0.000000	-1.1268796E-05
34	2.9459248E-04	-2.0521488E-03	2.9459248E-04	0.000000	-6.5861029E-16	0.000000	-4.8695535E-06
35	-1.1559031E-04	-2.0498368E-03	-1.1559031E-04	0.000000	2.0629608E-16	-5.4210109E-20	1.5252871E-06
36	-5.2539262E-04	-2.0483114E-03	-5.2539262E-04	0.000000	1.0707787E-15	1.0842022E-19	7.9169356E-06
37	-9.3496018E-04	-2.0474655E-03	-9.3496018E-04	0.000000	1.9349955E-15	0.000000	1.4306630E-05
38	-1.3444123E-03	-2.0471222E-03	-1.3444123E-03	0.000000	2.7991520E-15	0.000000	2.0695412E-05
39	-1.7538332E-03	-2.0470497E-03	-1.7538332E-03	0.000000	7.3266409E-15	2.1684043E-19	2.7083996E-05

```
+-------------------------------------------------------------------------------------------------------------------------------+
|                   PARATIEPLUS(TM)   NLS ENGINE RELEASE  2018.0    FULL VERSION  *Build date:Nov 13, 2017*                    |
|                                                                                                                               |
|                                    NewProject.BaseDesignSection_28.A1M1R1_1183                                                |
|                                  Exe Time : 4 September 2018 18:00:40                                                         |
+-------------------------------------------------------------------------------------------------------------------------------+
New Project


S T R E S S   R E S U L T S   F O R   G R O U P   N O.   1

0_L                                                          :
ELEMENT TYPE    5 NO.OF ELEMENTS. IN THIS GROUP   39
C U R R E N T   T I M E   I S     2.0000

 HARDENING 2D SOIL ELEMENT

 ****** TOTAL STRESS FORMULATION *****

  EL *   FORCE     DISPL-Y  VERTICAL-P  HORIZON.-P     MAX-V-P     MAX-H-P           STATE   STIFFNESS Z-LEVEL      PORE
E FACTOR    UFACTOR       Peq           Su_a         Su_p     LAYER
 ------------------------------------------------------------------------------------------------------------------------------
-------------------------------------------------------------------------------------------
   1 D   0.000     -1.4046E-02   0.000       0.000       0.000       0.000          ACTIVE   0.000       0.000       0.000
1.000       1.000       0.000       0.000       0.000     DI1_164_167_L_0
   2 D  0.2131     -1.3618E-02   3.200       1.066       3.200       1.600          ACTIVE   0.000     -0.2000       0.000
1.000       1.000       1.066       0.000       0.000     DI1_164_167_L_0
   3 D  0.4262     -1.3190E-02   6.400       2.131       6.400       3.200          ACTIVE   0.000     -0.4000       0.000
1.000       1.000       2.131       0.000       0.000     DI1_164_167_L_0
   4 D  0.6394     -1.2762E-02   9.600       3.197       9.600       4.800          ACTIVE   0.000     -0.6000       0.000
1.000       1.000       3.197       0.000       0.000     DI1_164_167_L_0
   5 D  0.8525     -1.2334E-02   12.80       4.262       12.80       6.400          ACTIVE   0.000     -0.8000       0.000
1.000       1.000       4.262       0.000       0.000     DI1_164_167_L_0
   6 D   1.066     -1.1906E-02   16.00       5.328       16.00       8.000          ACTIVE   0.000      -1.000       0.000
1.000       1.000       5.328       0.000       0.000     DI1_164_167_L_0
   7 D   1.279     -1.1477E-02   19.20       6.394       19.20       9.600          ACTIVE   0.000      -1.200       0.000
1.000       1.000       6.394       0.000       0.000     DI1_164_167_L_0
   8 D   1.492     -1.1049E-02   22.40       7.459       22.40       11.20          ACTIVE   0.000      -1.400       0.000
1.000       1.000       7.459       0.000       0.000     DI1_164_167_L_0
   9 D   1.705     -1.0621E-02   25.60       8.525       25.60       12.80          ACTIVE   0.000      -1.600       0.000
1.000       1.000       8.525       0.000       0.000     DI1_164_167_L_0
  10 D   1.918     -1.0193E-02   28.80       9.590       28.80       14.40          ACTIVE   0.000      -1.800       0.000
1.000       1.000       9.590       0.000       0.000     DI1_164_167_L_0
  11 D   2.131     -9.7656E-03   32.00       10.66       32.00       16.00          ACTIVE   0.000      -2.000       0.000
1.000       1.000       10.66       0.000       0.000     DI1_164_167_L_0
  12 D   2.344     -9.3378E-03   35.20       11.72       35.20       17.60          ACTIVE   0.000      -2.200       0.000
1.000       1.000       11.72       0.000       0.000     DI1_164_167_L_0
  13 D   2.557     -8.9102E-03   38.40       12.79       38.40       19.20          ACTIVE   0.000      -2.400       0.000
1.000       1.000       12.79       0.000       0.000     DI1_164_167_L_0
  14 D   2.771     -8.4828E-03   41.60       13.85       41.60       20.80          ACTIVE   0.000      -2.600       0.000
1.000       1.000       13.85       0.000       0.000     DI1_164_167_L_0
  15 D   2.984     -8.0556E-03   44.80       14.92       44.80       22.40          ACTIVE   0.000      -2.800       0.000
1.000       1.000       14.92       0.000       0.000     DI1_164_167_L_0
  16 D   3.197     -7.6288E-03   48.00       15.98       48.00       24.00          ACTIVE   0.000      -3.000       0.000
1.000       1.000       15.98       0.000       0.000     DI1_164_167_L_0
  17 D   2.557     -7.2023E-03   51.20       17.05       51.20       25.60          ACTIVE   0.000      -3.200       0.000
1.000       1.000       17.05       0.000       0.000     DI1_164_167_L_0
  18 D   2.637     -6.9893E-03   52.80       17.58       52.80       26.40          ACTIVE   0.000      -3.300       0.000
1.000       1.000       17.58       0.000       0.000     DI1_164_167_L_0
  19 D   3.730     -6.5635E-03   56.00       18.65       56.00       28.00          ACTIVE   0.000      -3.500       0.000
1.000       1.000       18.65       0.000       0.000     DI1_164_167_L_0
  20 D   3.943     -6.1385E-03   59.20       19.71       59.20       29.60          ACTIVE   0.000      -3.700       0.000
1.000       1.000       19.71       0.000       0.000     DI1_164_167_L_0
  21 D   4.156     -5.7141E-03   62.40       20.78       62.40       31.20          ACTIVE   0.000      -3.900       0.000
1.000       1.000       20.78       0.000       0.000     DI1_164_167_L_0
  22 D   4.369     -5.2906E-03   65.60       21.84       65.60       32.80          ACTIVE   0.000      -4.100       0.000
1.000       1.000       21.84       0.000       0.000     DI1_164_167_L_0
  23 D   4.582     -4.8680E-03   68.80       22.91       68.80       34.40          ACTIVE   0.000      -4.300       0.000
1.000       1.000       22.91       0.000       0.000     DI1_164_167_L_0
  24 D   4.795     -4.4465E-03   72.00       23.98       72.00       36.00          ACTIVE   0.000      -4.500       0.000
1.000       1.000       23.98       0.000       0.000     DI1_164_167_L_0
```

```
  25 D   5.008     -4.0261E-03   75.20       25.04       75.20       37.60          ACTIVE   0.000      -4.700       0.000
1.000       1.000       25.04       0.000       0.000     DI1_164_167_L_0
  26 D   5.221     -3.6069E-03   78.40       26.11       78.40       39.20          ACTIVE   0.000      -4.900       0.000
1.000       1.000       26.11       0.000       0.000     DI1_164_167_L_0
  27 D   4.597     -3.1889E-03   81.60       22.99       81.60       40.80          ACTIVE   0.000      -5.100       0.000
1.000       1.000       22.99       0.000       0.000     DI2_165_168_L_0
  28 D   4.786     -2.7722E-03   84.80       23.93       84.80       42.40          ACTIVE   0.000      -5.300       0.000
1.000       1.000       23.93       0.000       0.000     DI2_165_168_L_0
  29 D   4.975     -2.3567E-03   88.00       24.87       88.00       44.00          ACTIVE   0.000      -5.500       0.000
1.000       1.000       24.87       0.000       0.000     DI2_165_168_L_0
  30 D   5.164     -1.9423E-03   91.20       25.82       91.20       45.60          ACTIVE   0.000      -5.700       0.000
1.000       1.000       25.82       0.000       0.000     DI2_165_168_L_0
  31 D   5.352     -1.5290E-03   94.40       26.76       94.40       47.20          ACTIVE   0.000      -5.900       0.000
1.000       1.000       26.76       0.000       0.000     DI2_165_168_L_0
  32 D   5.541     -1.1168E-03   97.60       27.71       97.60       48.80          ACTIVE   0.000      -6.100       0.000
1.000       1.000       27.71       0.000       0.000     DI2_165_168_L_0
  33 D   5.730     -7.0532E-04   100.8       28.65       100.8       50.40          ACTIVE   0.000      -6.300       0.000
1.000       1.000       28.65       0.000       0.000     DI2_165_168_L_0
  34 D   7.870     -2.9459E-04   104.0       39.35       104.0       52.00           UL-RL   4.2940E+04 -6.500       0.000
1.000       1.000       39.35       0.000       0.000     DI2_165_168_L_0
  35 D   11.26      1.1559E-04   107.2       56.32       107.2       57.34           UL-RL   4.2940E+04 -6.700       0.000
1.000       1.000       56.32       0.000       0.000     DI2_165_168_L_0
  36 D   13.86      5.2539E-04   110.4       69.30       110.4       69.30             V-C   2.6837E+04 -6.900       0.000
1.000       1.000       69.30       0.000       0.000     DI2_165_168_L_0
  37 D   16.38      9.3496E-04   113.6       81.89       113.6       81.89             V-C   2.6837E+04 -7.100       0.000
1.000       1.000       81.89       0.000       0.000     DI2_165_168_L_0
  38 D   18.90      1.3444E-03   116.8       94.48       116.8       94.48             V-C   2.6837E+04 -7.300       0.000
1.000       1.000       94.48       0.000       0.000     DI2_165_168_L_0
  39 D   10.71      1.7538E-03   120.0       107.1       120.0       107.1             V-C   2.6837E+04 -7.500       0.000
1.000       1.000       107.1       0.000       0.000     DI2_165_168_L_0
```

```
+-------------------------------------------------------------------------------------------------------------------------------+
|                   PARATIEPLUS(TM)   NLS ENGINE RELEASE  2018.0    FULL VERSION  *Build date:Nov 13, 2017*                    |
|                                                                                                                               |
|                                    NewProject.BaseDesignSection_28.A1M1R1_1183                                                |
|                                  Exe Time : 4 September 2018 18:00:40                                                         |
+-------------------------------------------------------------------------------------------------------------------------------+
New Project


S T R E S S   R E S U L T S   F O R   G R O U P   N O.   2

0_R                                                          :
ELEMENT TYPE    5 NO.OF ELEMENTS. IN THIS GROUP   39
C U R R E N T   T I M E   I S     2.0000

 HARDENING 2D SOIL ELEMENT

 ****** TOTAL STRESS FORMULATION *****

  EL *   FORCE     DISPL-Y  VERTICAL-P  HORIZON.-P     MAX-V-P     MAX-H-P           STATE   STIFFNESS Z-LEVEL      PORE
E FACTOR    UFACTOR       Peq           Su_a         Su_p     LAYER
 ------------------------------------------------------------------------------------------------------------------------------
-------------------------------------------------------------------------------------------
   1     0.000         --          --          --          --          --          REMOVED     --        0.000       0.000
1.000       1.000       0.000       0.000       0.000     not available
   2     0.000         --          --          --          --          --          REMOVED     --      -0.2000       0.000
1.000       1.000       0.000       0.000       0.000     not available
   3     0.000         --          --          --          --          --          REMOVED     --      -0.4000       0.000
1.000       1.000       0.000       0.000       0.000     not available
   4     0.000         --          --          --          --          --          REMOVED     --      -0.6000       0.000
1.000       1.000       0.000       0.000       0.000     not available
   5     0.000         --          --          --          --          --          REMOVED     --      -0.8000       0.000
1.000       1.000       0.000       0.000       0.000     not available
   6     0.000         --          --          --          --          --          REMOVED     --       -1.000       0.000
1.000       1.000       0.000       0.000       0.000     not available
   7     0.000         --          --          --          --          --          REMOVED     --       -1.200       0.000
1.000       1.000       0.000       0.000       0.000     not available
   8     0.000         --          --          --          --          --          REMOVED     --       -1.400       0.000
1.000       1.000       0.000       0.000       0.000     not available
   9     0.000         --          --          --          --          --          REMOVED     --       -1.600       0.000
1.000       1.000       0.000       0.000       0.000     not available
  10     0.000         --          --          --          --          --          REMOVED     --       -1.800       0.000
1.000       1.000       0.000       0.000       0.000     not available
  11     0.000         --          --          --          --          --          REMOVED     --       -2.000       0.000
1.000       1.000       0.000       0.000       0.000     not available
  12     0.000         --          --          --          --          --          REMOVED     --       -2.200       0.000
1.000       1.000       0.000       0.000       0.000     not available
  13     0.000         --          --          --          --          --          REMOVED     --       -2.400       0.000
1.000       1.000       0.000       0.000       0.000     not available
  14     0.000         --          --          --          --          --          REMOVED     --       -2.600       0.000
1.000       1.000       0.000       0.000       0.000     not available
  15     0.000         --          --          --          --          --          REMOVED     --       -2.800       0.000
1.000       1.000       0.000       0.000       0.000     not available
  16     0.000         --          --          --          --          --          REMOVED     --       -3.000       0.000
1.000       1.000       0.000       0.000       0.000     not available
  17     0.000         --          --          --          --          --          REMOVED     --       -3.200       0.000
1.000       1.000       0.000       0.000       0.000     not available
  18     0.000         --          --          --          --          --          REMOVED     --       -3.300       0.000
1.000       1.000       0.000       0.000       0.000     not available
  19 D   0.000       6.5635E-03    0.000       0.000       56.00       28.00       PASSIVE   0.000      -3.500       0.000
1.000       1.000       0.000       0.000       0.000     DI1_164_167_L_0
  20 D   2.744       6.1385E-03    3.200       13.72       59.20       29.60       PASSIVE   0.000      -3.700       0.000
1.000       1.000       13.72       0.000       0.000     DI1_164_167_L_0
  21 D   5.489       5.7141E-03    6.400       27.44       62.40       31.20       PASSIVE   0.000      -3.900       0.000
1.000       1.000       27.44       0.000       0.000     DI1_164_167_L_0
  22 D   8.233       5.2906E-03    9.600       41.16       65.60       41.16       PASSIVE   0.000      -4.100       0.000
1.000       1.000       41.16       0.000       0.000     DI1_164_167_L_0
  23 D   10.98       4.8680E-03    12.80       54.89       68.80       54.89       PASSIVE   0.000      -4.300       0.000
1.000       1.000       54.89       0.000       0.000     DI1_164_167_L_0
  24 D   11.42       4.4465E-03    16.00       57.11       72.00       57.11           V-C   7423.      -4.500       0.000
1.000       1.000       57.11       0.000       0.000     DI1_164_167_L_0
```

```
  25 D   11.17      4.0261E-03   19.20       55.86       75.20       55.86          V-C   7423.      -4.700       0.000
1.000       1.000       55.86       0.000       0.000     DI1_164_167_L_0
  26 D   10.91      3.6069E-03   22.40       54.57       78.40       54.57          V-C   7423.      -4.900       0.000
1.000       1.000       54.57       0.000       0.000     DI1_164_167_L_0
  27 D   16.01      3.1889E-03   25.60       80.04       81.60       80.04          V-C   1.5823E+04 -5.100       0.000
1.000       1.000       80.04       0.000       0.000     DI2_165_168_L_0
  28 D   15.04      2.7722E-03   28.80       75.21       84.80       75.21          V-C   1.5823E+04 -5.300       0.000
1.000       1.000       75.21       0.000       0.000     DI2_165_168_L_0
  29 D   14.07      2.3567E-03   32.00       70.37       88.00       70.37          V-C   1.5823E+04 -5.500       0.000
1.000       1.000       70.37       0.000       0.000     DI2_165_168_L_0
  30 D   13.11      1.9423E-03   35.20       65.54       91.20       65.54          V-C   1.5823E+04 -5.700       0.000
1.000       1.000       65.54       0.000       0.000     DI2_165_168_L_0
  31 D   12.14      1.5290E-03   38.40       60.71       94.40       60.71          V-C   1.5823E+04 -5.900       0.000
1.000       1.000       60.71       0.000       0.000     DI2_165_168_L_0
  32 D   11.18      1.1168E-03   41.60       55.88       97.60       55.88          V-C   1.5823E+04 -6.100       0.000
1.000       1.000       55.88       0.000       0.000     DI2_165_168_L_0
  33 D   10.21      7.0532E-04   44.80       51.06       100.8       51.06          V-C   1.5823E+04 -6.300       0.000
1.000       1.000       51.06       0.000       0.000     DI2_165_168_L_0
  34 D   8.557      2.9459E-04   48.00       42.79       104.0       52.00         UL-RL  2.5317E+04 -6.500       0.000
1.000       1.000       42.79       0.000       0.000     DI2_165_168_L_0
  35 D   6.823     -1.1559E-04   51.20       34.12       107.2       53.60         UL-RL  2.5317E+04 -6.700       0.000
1.000       1.000       34.12       0.000       0.000     DI2_165_168_L_0
  36 D   5.089     -5.2539E-04   54.40       25.45       110.4       55.20         UL-RL  2.5317E+04 -6.900       0.000
1.000       1.000       25.45       0.000       0.000     DI2_165_168_L_0
  37 D   3.355     -9.3496E-04   57.60       16.77       113.6       56.80         UL-RL  2.5317E+04 -7.100       0.000
1.000       1.000       16.77       0.000       0.000     DI2_165_168_L_0
  38 D   3.370     -1.3444E-03   60.80       16.85       116.8       58.40         ACTIVE   0.000      -7.300       0.000
1.000       1.000       16.85       0.000       0.000     DI2_165_168_L_0
  39 D   1.779     -1.7538E-03   64.00       17.79       120.0       60.00         ACTIVE   0.000      -7.500       0.000
1.000       1.000       17.79       0.000       0.000     DI2_165_168_L_0
```

```
+-----------------------------------------------------------------------------------------------------------------------+
|                  PARATIEPLUS(TM)   NLS ENGINE RELEASE  2018.0    FULL VERSION  *Build date:Nov 13, 2017*              |
|                                                                                                                       |
|                                     NewProject.BaseDesignSection_28.A1M1R1_1183                                       |
|                                 Exe Time : 4 September 2018 18:00:40                                                  |
+-----------------------------------------------------------------------------------------------------------------------+
New Project


S T R E S S   R E S U L T S   F O R   G R O U P   N O.   3

WallElement_33                                                  :
ELEMENT TYPE    2 NO.OF ELEMENTS. IN THIS GROUP   38
C U R R E N T   T I M E   I S     2.0000

 WALL2D ELEMENT

   EL      TA          TB          MA          MB
-----------------------------------------------------
    1-2.14772E-04 2.14772E-04 3.18096E-10-4.29537E-05
    2 0.21270    -0.21270     4.29537E-05 4.24964E-02
    3 0.63874    -0.63874    -4.24964E-02 0.17024
    4  1.2779     -1.2779    -0.17024     0.42582
    5  2.1302     -2.1302    -0.42582     0.85186
    6  3.1956     -3.1956    -0.85186      1.4910
    7  4.4742     -4.4742     -1.4910      2.3858
    8  5.9658     -5.9658     -2.3858      3.5790
    9  7.6706     -7.6706     -3.5790      5.1131
   10  9.5885     -9.5885     -5.1131      7.0308
   11  11.720     -11.720     -7.0308      9.3747
   12  14.064     -14.064     -9.3747      12.187
   13  16.621     -16.621     -12.187      15.512
   14  19.392     -19.392     -15.512      19.390
   15  22.375     -22.375     -19.390      23.865
   16  25.572     -25.572     -23.865      28.979
   17  28.129     -28.129     -28.979      31.792
   18  30.766     -30.766     -31.792      37.946
   19  34.496     -34.496     -37.946      44.845
   20  35.694     -35.694     -44.845      51.984
   21  34.361     -34.361     -51.984      58.856
   22  30.497     -30.497     -58.856      64.955
   23  24.102     -24.102     -64.955      69.776
   24  17.474     -17.474     -69.776      73.270
   25  11.311     -11.311     -73.270      75.533
   26  5.6179     -5.6179     -75.533      76.656
   27 -5.7934      5.7934     -76.656      75.497
   28 -16.049      16.049     -75.497      72.288
   29 -25.149      25.149     -72.288      67.258
   30 -33.094      33.094     -67.258      60.639
   31 -39.883      39.883     -60.639      52.662
   32 -45.519      45.519     -52.662      43.559
   33 -50.001      50.001     -43.559      33.559
   34 -50.688      50.688     -33.559      23.421
   35 -46.248      46.248     -23.421      14.172
   36 -37.477      37.477     -14.172      6.6762
   37 -24.454      24.454     -6.6762      1.7855
   38 -8.9275      8.9275     -1.7855     3.18323E-12
```

```
+-------------------------------------------------------------------------------------------------------------------------+
|                   PARATIEPLUS(TM)   NLS ENGINE RELEASE  2018.0    FULL VERSION  *Build date:Nov 13, 2017*               |
|                                                                                                                         |
|                                     NewProject.BaseDesignSection_28.A1M1R1_1183                                         |
|                                  Exe Time : 4 September 2018 18:00:40                                                   |
+-------------------------------------------------------------------------------------------------------------------------+
New Project


S T R E S S   R E S U L T S   F O R   G R O U P   N O.   4

WallElement_New_20092                                          :
ELEMENT TYPE    2 NO.OF ELEMENTS. IN THIS GROUP   17
C U R R E N T   T I M E   I S      2.0000

 WALL2D ELEMENT

   EL      TA          TB          MA          MB
-----------------------------------------------------

***** NO ONE ELEMENT ACTIVE AT CURRENT STEP *****

ITER     0 RNORM = 0.000     RMNORM= 0.000
           RINORM=0.5305E+05 RIMNOR=0.1295E+06
           RENORM= 3.812     REMNOR=0.1513E-17 RATIO =0.8477E-02 TOLER =0.1000E-03  NOT CONVERGED
           RFMAX = 50.69     RMMAX = 76.66
           RTSMAL=0.1000E-03 RMSMAL=0.1000E-03
           RDT   =0.5305E+05 RDR   =0.1295E+06
           RATIOT=0.8477E-02 RATIOR= 0.000
           MAX UN=0.2148E-03 IEQ=     3 NODE      1 DOF   3  Y-DISPL.S
           MIN UN=-1.339     IEQ=    91 NODE     19 DOF   1  Y-DISPL.F
           NO. OF CONTACT CONSTRAINT VIOLATIONS     0


ITER     2 RNORM = 0.000     RMNORM= 0.000
           RINORM=0.5305E+05 RIMNOR=0.1295E+06
           RENORM=0.1715E-01 REMNOR=0.6464E-18 RATIO =0.5685E-03 TOLER =0.1000E-03  NOT CONVERGED
           RFMAX = 50.69     RMMAX = 76.66
           RTSMAL=0.1000E-03 RMSMAL=0.1000E-03
           RDT   =0.5305E+05 RDR   =0.1295E+06
           RATIOT=0.5685E-03 RATIOR= 0.000
           MAX UN=0.5791E-08 IEQ=    51 NODE     11 DOF   1  Y-DISPL.F
           MIN UN=-.1158     IEQ=   186 NODE     38 DOF   1  Y-DISPL.F
           NO. OF CONTACT CONSTRAINT VIOLATIONS     0


ITER     3 RNORM = 0.000     RMNORM= 0.000
           RINORM=0.5305E+05 RIMNOR=0.1295E+06
           RENORM=0.3305E-10 REMNOR=0.2860E-17 RATIO =0.2496E-07 TOLER =0.1000E-03      CONVERGED !
           RFMAX = 50.69     RMMAX = 76.66
           RTSMAL=0.1000E-03 RMSMAL=0.1000E-03
           RDT   =0.5305E+05 RDR   =0.1295E+06
           RATIOT=0.2496E-07 RATIOR= 0.000
           MAX UN=0.2289E-07 IEQ=    86 NODE     18 DOF   1  Y-DISPL.F
           MIN UN=-.2234E-05 IEQ=   193 NODE     39 DOF   3  Y-DISPL.S
           NO. OF CONTACT CONSTRAINT VIOLATIONS     0
```

```
+-------------------------------------------------------------------------------------------------------------------------+
|                   PARATIEPLUS(TM)   NLS ENGINE RELEASE  2018.0    FULL VERSION  *Build date:Nov 13, 2017*               |
|                                                                                                                         |
|                                    NewProject.BaseDesignSection_28.A1M1R1_1183                                          |
|                                 Exe Time : 4 September 2018 18:00:40                                                    |
+-------------------------------------------------------------------------------------------------------------------------+
New Project
SOLUTION REACHED USING     3 ITERATIONS ON   40

P R I N T   O U T   F O R   T I M E   S T E P    3     ( AT TIME   3.000     )

PRINT OUT OF ACTIVE COMPONENTS (FIXED NODES ARE NOT PRINTED OUT)
```

	Y-DISPL.F (02)	X-ROT. F (04)	Y-DISPL.S (08)	X-ROT. S (10)	Y-FORCE (14)	GAP	C-FORCE
1	1.4029042E-02	-2.1434765E-03	1.4029042E-02	-2.9133088E-06	-4.6704531E-16	0.000000	-1.7265735E-06
2	1.3600347E-02	-2.1434765E-03	1.3600347E-02	-2.9133070E-06	-7.2764062E-14	-3.4694470E-18	-5.3798849E-04
3	1.3171652E-02	-2.1434742E-03	1.3171652E-02	-2.9127631E-06	-7.5150868E-14	1.7347235E-18	-5.5563558E-04
4	1.2742958E-02	-2.1434634E-03	1.2742958E-02	-2.9105820E-06	-7.7537334E-14	0.000000	-5.7328016E-04
5	1.2314267E-02	-2.1434343E-03	1.2314267E-02	-2.9056332E-06	-7.9918346E-14	-1.7347235E-18	-5.9088442E-04
6	1.1885586E-02	-2.1433735E-03	1.1885586E-02	-2.8967510E-06	-8.2303460E-14	-3.4694470E-18	-6.0851900E-04
7	1.1456921E-02	-2.1432645E-03	1.1456921E-02	-2.8827344E-06	-8.4643015E-14	0.000000	-6.2581674E-04
8	1.1028285E-02	-2.1430868E-03	1.1028285E-02	-2.8623474E-06	-8.7103784E-14	1.7347235E-18	-6.4401068E-04
9	1.0599693E-02	-2.1428167E-03	1.0599693E-02	-2.8343185E-06	-8.9039895E-14	3.4694470E-18	-6.5832552E-04
10	1.0171166E-02	-2.1424270E-03	1.0171166E-02	-2.7973437E-06	-9.2833537E-14	3.4694470E-18	-6.8637419E-04
11	9.7427319E-03	-2.1418870E-03	9.7427319E-03	-2.7500763E-06	-8.9560929E-14	0.000000	-6.6217783E-04
12	9.3144236E-03	-2.1411624E-03	9.3144236E-03	-2.6911662E-06	-1.1248751E-13	-3.4694470E-18	-8.3168786E-04
13	8.8862817E-03	-2.1402156E-03	8.8862817E-03	-2.6191174E-06	-3.7421265E-14	3.4694470E-18	-2.7667792E-04
14	8.4583549E-03	-2.1390051E-03	8.4583549E-03	-2.5328200E-06	-3.2780376E-13	0.000000	-2.4236505E-03
15	8.0307002E-03	-2.1374865E-03	8.0307002E-03	-2.4295702E-06	7.4600723E-13	-3.4694470E-18	5.5156803E-03
16	7.6033841E-03	-2.1356114E-03	7.6033841E-03	-2.3124640E-06	-3.2710480E-12	-2.6020852E-18	-2.4184644E-02
17	7.1764807E-03	-2.1333283E-03	7.1764807E-03	-2.1628068E-06	6.1959140E-12	0.000000	0.2061503
18	6.9632146E-03	-2.1320181E-03	6.9632146E-03	-2.1182972E-06	-5.3439653E-12	8.6736174E-19	-0.1778046
19	6.5371024E-03	-2.1290166E-03	6.5371024E-03	0.000000	3.0525443E-18	0.000000	2.2569297E-08
20	6.1116441E-03	-2.1254727E-03	6.1116441E-03	0.000000	1.5199960E-17	0.000000	1.1238245E-07
21	5.6869513E-03	-2.1213591E-03	5.6869513E-03	0.000000	2.7585232E-17	-8.6736174E-19	2.0395421E-07
22	5.2631380E-03	-2.1166824E-03	5.2631380E-03	0.000000	4.0227246E-17	-8.6736174E-19	2.9742423E-07
23	4.8403128E-03	-2.1114884E-03	4.8403128E-03	0.000000	5.3144336E-17	8.6736174E-19	3.9292805E-07
24	4.4185714E-03	-2.1058625E-03	4.4185714E-03	0.000000	6.6353527E-17	1.7347235E-18	4.9059522E-07
25	3.9979915E-03	-2.0999129E-03	3.9979915E-03	0.000000	7.9872088E-17	0.000000	5.9054683E-07
26	3.5786229E-03	-2.0937456E-03	3.5786229E-03	0.000000	9.3715560E-17	4.3368087E-19	6.9289552E-07
27	3.1605012E-03	-2.0874592E-03	3.1605012E-03	0.000000	1.0789573E-16	4.3368087E-19	7.9774045E-07
28	2.7436379E-03	-2.0811929E-03	2.7436379E-03	0.000000	1.2242489E-16	-8.6736174E-19	9.0516364E-07
29	2.3280111E-03	-2.0751210E-03	2.3280111E-03	0.000000	1.3730819E-16	0.000000	1.0152128E-06
30	1.9135682E-03	-2.0693991E-03	1.9135682E-03	0.000000	1.5254820E-16	2.1684043E-19	1.1278925E-06
31	1.5002211E-03	-2.0641640E-03	1.5002211E-03	0.000000	1.6813966E-16	0.000000	1.2431614E-06
32	1.0878623E-03	-2.0595336E-03	1.0878623E-03	0.000000	1.8406720E-16	-2.1684043E-19	1.3609237E-06
33	6.7636074E-04	-2.0556072E-03	6.7636074E-04	0.000000	2.0031116E-16	0.000000	1.4810255E-06
34	2.6556716E-04	-2.0524653E-03	2.6556716E-04	0.000000	2.1684049E-16	0.000000	1.6032491E-06
35	-1.4467825E-04	-2.0501474E-03	-1.4467825E-04	0.000000	2.3361938E-16	-5.4210109E-20	1.7273068E-06
36	-5.5454248E-04	-2.0486203E-03	-5.5454248E-04	0.000000	2.5060098E-16	1.0842022E-19	1.8528495E-06
37	-9.6417181E-04	-2.0477746E-03	-9.6417181E-04	0.000000	2.6773019E-16	0.000000	1.9794964E-06
38	-1.3736858E-03	-2.0474317E-03	-1.3736858E-03	0.000000	2.8495600E-16	0.000000	2.1068102E-06
39	-1.7831687E-03	-2.0473593E-03	-1.7831687E-03	0.000000	6.0442709E-16	2.1684043E-19	2.2343528E-06

```
+-------------------------------------------------------------------------------------------------------------------------------+
|                   PARATIEPLUS(TM)   NLS ENGINE RELEASE  2018.0    FULL VERSION  *Build date:Nov 13, 2017*                    |
|                                                                                                                               |
|                                    NewProject.BaseDesignSection_28.A1M1R1_1183                                                |
|                                  Exe Time : 4 September 2018 18:00:40                                                         |
+-------------------------------------------------------------------------------------------------------------------------------+
New Project


S T R E S S   R E S U L T S   F O R   G R O U P   N O.   1

0_L                                                          :
ELEMENT TYPE    5 NO.OF ELEMENTS. IN THIS GROUP   39
C U R R E N T   T I M E   I S      3.0000

 HARDENING 2D SOIL ELEMENT

 ****** TOTAL STRESS FORMULATION *****

  EL *   FORCE     DISPL-Y  VERTICAL-P  HORIZON.-P     MAX-V-P     MAX-H-P           STATE   STIFFNESS Z-LEVEL      PORE
E FACTOR    UFACTOR       Peq           Su_a         Su_p     LAYER
 ------------------------------------------------------------------------------------------------------------------------------
-------------------------------------------------------------------------------------------
   1 D   0.000     -1.4029E-02   0.000       0.000       0.000       0.000          ACTIVE   0.000       0.000       0.000
1.000       1.000       0.000       0.000       0.000     DI1_164_167_L_0
   2 D  0.2798     -1.3600E-02   3.200       1.399       3.200       1.600          UL-RL  1.8895E+04 -0.2000       0.000
1.000       1.000       1.399       0.000       0.000     DI1_164_167_L_0
   3 D  0.4952     -1.3172E-02   6.400       2.476       6.400       3.200          UL-RL  1.8895E+04 -0.4000       0.000
1.000       1.000       2.476       0.000       0.000     DI1_164_167_L_0
   4 D  0.7105     -1.2743E-02   9.600       3.552       9.600       4.800          UL-RL  1.8895E+04 -0.6000       0.000
1.000       1.000       3.552       0.000       0.000     DI1_164_167_L_0
   5 D  0.9258     -1.2314E-02   12.80       4.629       12.80       6.400          UL-RL  1.8895E+04 -0.8000       0.000
1.000       1.000       4.629       0.000       0.000     DI1_164_167_L_0
   6 D   1.141     -1.1886E-02   16.00       5.706       16.00       8.000          UL-RL  1.8895E+04  -1.000       0.000
1.000       1.000       5.706       0.000       0.000     DI1_164_167_L_0
   7 D   1.356     -1.1457E-02   19.20       6.782       19.20       9.600          UL-RL  1.8895E+04  -1.200       0.000
1.000       1.000       6.782       0.000       0.000     DI1_164_167_L_0
   8 D   1.572     -1.1028E-02   22.40       7.859       22.40       11.20          UL-RL  1.8895E+04  -1.400       0.000
1.000       1.000       7.859       0.000       0.000     DI1_164_167_L_0
   9 D   1.787     -1.0600E-02   25.60       8.935       25.60       12.80          UL-RL  1.8895E+04  -1.600       0.000
1.000       1.000       8.935       0.000       0.000     DI1_164_167_L_0
  10 D   2.002     -1.0171E-02   28.80       10.01       28.80       14.40          UL-RL  1.8895E+04  -1.800       0.000
1.000       1.000       10.01       0.000       0.000     DI1_164_167_L_0
  11 D   2.217     -9.7427E-03   32.00       11.09       32.00       16.00          UL-RL  1.8895E+04  -2.000       0.000
1.000       1.000       11.09       0.000       0.000     DI1_164_167_L_0
  12 D   2.433     -9.3144E-03   35.20       12.16       35.20       17.60          UL-RL  1.8895E+04  -2.200       0.000
1.000       1.000       12.16       0.000       0.000     DI1_164_167_L_0
  13 D   2.648     -8.8863E-03   38.40       13.24       38.40       19.20          UL-RL  1.8895E+04  -2.400       0.000
1.000       1.000       13.24       0.000       0.000     DI1_164_167_L_0
  14 D   2.863     -8.4584E-03   41.60       14.31       41.60       20.80          UL-RL  1.8895E+04  -2.600       0.000
1.000       1.000       14.31       0.000       0.000     DI1_164_167_L_0
  15 D   3.078     -8.0307E-03   44.80       15.39       44.80       22.40          UL-RL  1.8895E+04  -2.800       0.000
1.000       1.000       15.39       0.000       0.000     DI1_164_167_L_0
  16 D   3.293     -7.6034E-03   48.00       16.46       48.00       24.00          UL-RL  1.8895E+04  -3.000       0.000
1.000       1.000       16.46       0.000       0.000     DI1_164_167_L_0
  17 D   2.631     -7.1765E-03   51.20       17.54       51.20       25.60          UL-RL  1.8895E+04  -3.200       0.000
1.000       1.000       17.54       0.000       0.000     DI1_164_167_L_0
  18 D   2.711     -6.9632E-03   52.80       18.07       52.80       26.40          UL-RL  1.8895E+04  -3.300       0.000
1.000       1.000       18.07       0.000       0.000     DI1_164_167_L_0
  19 D   3.830     -6.5371E-03   56.00       19.15       56.00       28.00          UL-RL  1.8895E+04  -3.500       0.000
1.000       1.000       19.15       0.000       0.000     DI1_164_167_L_0
  20 D   4.044     -6.1116E-03   59.20       20.22       59.20       29.60          UL-RL  1.8895E+04  -3.700       0.000
1.000       1.000       20.22       0.000       0.000     DI1_164_167_L_0
  21 D   4.258     -5.6870E-03   62.40       21.29       62.40       31.20          UL-RL  1.8895E+04  -3.900       0.000
1.000       1.000       21.29       0.000       0.000     DI1_164_167_L_0
  22 D   4.473     -5.2631E-03   65.60       22.36       65.60       32.80          UL-RL  1.8895E+04  -4.100       0.000
1.000       1.000       22.36       0.000       0.000     DI1_164_167_L_0
  23 D   4.687     -4.8403E-03   68.80       23.43       68.80       34.40          UL-RL  1.8895E+04  -4.300       0.000
1.000       1.000       23.43       0.000       0.000     DI1_164_167_L_0
  24 D   4.901     -4.4186E-03   72.00       24.50       72.00       36.00          UL-RL  1.8895E+04  -4.500       0.000
1.000       1.000       24.50       0.000       0.000     DI1_164_167_L_0
```

25 D	5.115	-3.9980E-03	75.20	25.57	75.20	37.60	UL-RL	1.8895E+04	-4.700	0.000	
1.000	1.000	25.57	0.000	0.000	DI1_164_167_L_0						
26 D	5.328	-3.5786E-03	78.40	26.64	78.40	39.20	UL-RL	1.8895E+04	-4.900	0.000	
1.000	1.000	26.64	0.000	0.000	DI1_164_167_L_0						
27 D	4.856	-3.1605E-03	81.60	24.28	81.60	40.80	UL-RL	4.5542E+04	-5.100	0.000	
1.000	1.000	24.28	0.000	0.000	DI2_165_168_L_0						
28 D	5.046	-2.7436E-03	84.80	25.23	84.80	42.40	UL-RL	4.5542E+04	-5.300	0.000	
1.000	1.000	25.23	0.000	0.000	DI2_165_168_L_0						
29 D	5.236	-2.3280E-03	88.00	26.18	88.00	44.00	UL-RL	4.5542E+04	-5.500	0.000	
1.000	1.000	26.18	0.000	0.000	DI2_165_168_L_0						
30 D	5.425	-1.9136E-03	91.20	27.13	91.20	45.60	UL-RL	4.5542E+04	-5.700	0.000	
1.000	1.000	27.13	0.000	0.000	DI2_165_168_L_0						
31 D	5.615	-1.5002E-03	94.40	28.07	94.40	47.20	UL-RL	4.5542E+04	-5.900	0.000	
1.000	1.000	28.07	0.000	0.000	DI2_165_168_L_0						
32 D	5.804	-1.0879E-03	97.60	29.02	97.60	48.80	UL-RL	4.5542E+04	-6.100	0.000	
1.000	1.000	29.02	0.000	0.000	DI2_165_168_L_0						
33 D	5.994	-6.7636E-04	100.8	29.97	100.8	50.40	UL-RL	4.5542E+04	-6.300	0.000	
1.000	1.000	29.97	0.000	0.000	DI2_165_168_L_0						
34 D	8.134	-2.6557E-04	104.0	40.67	104.0	52.00	UL-RL	4.5542E+04	-6.500	0.000	
1.000	1.000	40.67	0.000	0.000	DI2_165_168_L_0						
35 D	11.51	1.4468E-04	107.2	57.53	107.2	57.53	V-C	2.8464E+04	-6.700	0.000	
1.000	1.000	57.53	0.000	0.000	DI2_165_168_L_0						
36 D	14.03	5.5454E-04	110.4	70.13	110.4	70.13	V-C	2.8464E+04	-6.900	0.000	
1.000	1.000	70.13	0.000	0.000	DI2_165_168_L_0						
37 D	16.54	9.6417E-04	113.6	82.72	113.6	82.72	V-C	2.8464E+04	-7.100	0.000	
1.000	1.000	82.72	0.000	0.000	DI2_165_168_L_0						
38 D	19.06	1.3737E-03	116.8	95.31	116.8	95.31	V-C	2.8464E+04	-7.300	0.000	
1.000	1.000	95.31	0.000	0.000	DI2_165_168_L_0						
39 D	10.79	1.7832E-03	120.0	107.9	120.0	107.9	V-C	2.8464E+04	-7.500	0.000	
1.000	1.000	107.9	0.000	0.000	DI2_165_168_L_0						

```
+-------------------------------------------------------------------------------------------------------------------------------+
|                  PARATIEPLUS(TM)   NLS ENGINE RELEASE  2018.0    FULL VERSION  *Build date:Nov 13, 2017*                    |
|                                                                                                                               |
|                                    NewProject.BaseDesignSection_28.A1M1R1_1183                                                |
|                                  Exe Time : 4 September 2018 18:00:40                                                         |
+-------------------------------------------------------------------------------------------------------------------------------+
New Project


S T R E S S   R E S U L T S   F O R   G R O U P   N O.   2

0_R                                                          :
ELEMENT TYPE    5 NO.OF ELEMENTS. IN THIS GROUP   39
C U R R E N T   T I M E   I S     3.0000

 HARDENING 2D SOIL ELEMENT

 ****** TOTAL STRESS FORMULATION *****

  EL *   FORCE     DISPL-Y  VERTICAL-P  HORIZON.-P     MAX-V-P     MAX-H-P           STATE   STIFFNESS Z-LEVEL      PORE
E FACTOR    UFACTOR       Peq           Su_a         Su_p     LAYER
 ------------------------------------------------------------------------------------------------------------------------------
-------------------------------------------------------------------------------------------
   1     0.000         --          --          --          --          --          REMOVED     --        0.000       0.000
1.000       1.000       0.000       0.000       0.000     not available
   2     0.000         --          --          --          --          --          REMOVED     --      -0.2000       0.000
1.000       1.000       0.000       0.000       0.000     not available
   3     0.000         --          --          --          --          --          REMOVED     --      -0.4000       0.000
1.000       1.000       0.000       0.000       0.000     not available
   4     0.000         --          --          --          --          --          REMOVED     --      -0.6000       0.000
1.000       1.000       0.000       0.000       0.000     not available
   5     0.000         --          --          --          --          --          REMOVED     --      -0.8000       0.000
1.000       1.000       0.000       0.000       0.000     not available
   6     0.000         --          --          --          --          --          REMOVED     --       -1.000       0.000
1.000       1.000       0.000       0.000       0.000     not available
   7     0.000         --          --          --          --          --          REMOVED     --       -1.200       0.000
1.000       1.000       0.000       0.000       0.000     not available
   8     0.000         --          --          --          --          --          REMOVED     --       -1.400       0.000
1.000       1.000       0.000       0.000       0.000     not available
   9     0.000         --          --          --          --          --          REMOVED     --       -1.600       0.000
1.000       1.000       0.000       0.000       0.000     not available
  10     0.000         --          --          --          --          --          REMOVED     --       -1.800       0.000
1.000       1.000       0.000       0.000       0.000     not available
  11     0.000         --          --          --          --          --          REMOVED     --       -2.000       0.000
1.000       1.000       0.000       0.000       0.000     not available
  12     0.000         --          --          --          --          --          REMOVED     --       -2.200       0.000
1.000       1.000       0.000       0.000       0.000     not available
  13     0.000         --          --          --          --          --          REMOVED     --       -2.400       0.000
1.000       1.000       0.000       0.000       0.000     not available
  14     0.000         --          --          --          --          --          REMOVED     --       -2.600       0.000
1.000       1.000       0.000       0.000       0.000     not available
  15     0.000         --          --          --          --          --          REMOVED     --       -2.800       0.000
1.000       1.000       0.000       0.000       0.000     not available
  16     0.000         --          --          --          --          --          REMOVED     --       -3.000       0.000
1.000       1.000       0.000       0.000       0.000     not available
  17     0.000         --          --          --          --          --          REMOVED     --       -3.200       0.000
1.000       1.000       0.000       0.000       0.000     not available
  18 D   0.000      6.9632E-03   0.000       0.000       0.000       0.000       PASSIVE   0.000       -3.300       0.000
1.000       1.000       0.000       0.000       0.000     DI1_164_167_L_0
  19 D   1.272      6.5371E-03   3.200       6.360       56.00       28.00         UL-RL  1.2597E+04  -3.500       0.000
1.000       1.000       6.360       0.000       0.000     DI1_164_167_L_0
  20 D   3.247      6.1116E-03   6.400       16.23       59.20       29.60         UL-RL  1.2597E+04  -3.700       0.000
1.000       1.000       16.23       0.000       0.000     DI1_164_167_L_0
  21 D   5.869      5.6870E-03   9.600       29.35       62.40       31.20         UL-RL  1.2597E+04  -3.900       0.000
1.000       1.000       29.35       0.000       0.000     DI1_164_167_L_0
  22 D   8.484      5.2631E-03   12.80       42.42       65.60       42.76         UL-RL  1.2597E+04  -4.100       0.000
1.000       1.000       42.42       0.000       0.000     DI1_164_167_L_0
  23 D   11.23      4.8403E-03   16.00       56.14       68.80       56.49         UL-RL  1.2597E+04  -4.300       0.000
1.000       1.000       56.14       0.000       0.000     DI1_164_167_L_0
  24 D   11.67      4.4186E-03   19.20       58.36       72.00       58.71         UL-RL  1.2597E+04  -4.500       0.000
1.000       1.000       58.36       0.000       0.000     DI1_164_167_L_0
```

```
  25 D   11.42      3.9980E-03   22.40       57.11       75.20       57.46          UL-RL  1.2597E+04  -4.700       0.000
1.000       1.000       57.11       0.000       0.000     DI1_164_167_L_0
  26 D   11.16      3.5786E-03   25.60       55.81       78.40       56.17          UL-RL  1.2597E+04  -4.900       0.000
1.000       1.000       55.81       0.000       0.000     DI1_164_167_L_0
  27 D   16.18      3.1605E-03   28.80       80.88       81.60       81.64          UL-RL  2.6852E+04  -5.100       0.000
1.000       1.000       80.88       0.000       0.000     DI2_165_168_L_0
  28 D   15.21      2.7436E-03   32.00       76.04       84.80       76.81          UL-RL  2.6852E+04  -5.300       0.000
1.000       1.000       76.04       0.000       0.000     DI2_165_168_L_0
  29 D   14.24      2.3280E-03   35.20       71.20       88.00       71.97          UL-RL  2.6852E+04  -5.500       0.000
1.000       1.000       71.20       0.000       0.000     DI2_165_168_L_0
  30 D   13.27      1.9136E-03   38.40       66.37       91.20       67.14          UL-RL  2.6852E+04  -5.700       0.000
1.000       1.000       66.37       0.000       0.000     DI2_165_168_L_0
  31 D   12.31      1.5002E-03   41.60       61.54       94.40       62.31          UL-RL  2.6852E+04  -5.900       0.000
1.000       1.000       61.54       0.000       0.000     DI2_165_168_L_0
  32 D   11.34      1.0879E-03   44.80       56.71       97.60       57.48          UL-RL  2.6852E+04  -6.100       0.000
1.000       1.000       56.71       0.000       0.000     DI2_165_168_L_0
  33 D   10.38      6.7636E-04   48.00       51.88       100.8       52.66          UL-RL  2.6852E+04  -6.300       0.000
1.000       1.000       51.88       0.000       0.000     DI2_165_168_L_0
  34 D   8.633      2.6557E-04   51.20       43.16       104.0       52.00          UL-RL  2.6852E+04  -6.500       0.000
1.000       1.000       43.16       0.000       0.000     DI2_165_168_L_0
  35 D   6.895     -1.4468E-04   54.40       34.48       107.2       53.60          UL-RL  2.6852E+04  -6.700       0.000
1.000       1.000       34.48       0.000       0.000     DI2_165_168_L_0
  36 D   5.158     -5.5454E-04   57.60       25.79       110.4       55.20          UL-RL  2.6852E+04  -6.900       0.000
1.000       1.000       25.79       0.000       0.000     DI2_165_168_L_0
  37 D   3.420     -9.6417E-04   60.80       17.10       113.6       56.80          UL-RL  2.6852E+04  -7.100       0.000
1.000       1.000       17.10       0.000       0.000     DI2_165_168_L_0
  38 D   3.559     -1.3737E-03   64.00       17.79       116.8       58.40          ACTIVE   0.000      -7.300       0.000
1.000       1.000       17.79       0.000       0.000     DI2_165_168_L_0
  39 D   1.874     -1.7832E-03   67.20       18.74       120.0       60.00          ACTIVE   0.000      -7.500       0.000
1.000       1.000       18.74       0.000       0.000     DI2_165_168_L_0
```

```
+-------------------------------------------------------------------------------------------------------------------------+
|                   PARATIEPLUS(TM)   NLS ENGINE RELEASE  2018.0    FULL VERSION  *Build date:Nov 13, 2017*              |
|                                                                                                                         |
|                                     NewProject.BaseDesignSection_28.A1M1R1_1183                                         |
|                                   Exe Time : 4 September 2018 18:00:40                                                  |
+-------------------------------------------------------------------------------------------------------------------------+
New Project


S T R E S S   R E S U L T S   F O R   G R O U P   N O.   3

WallElement_33                                                :
ELEMENT TYPE    2 NO.OF ELEMENTS. IN THIS GROUP   38
C U R R E N T   T I M E   I S      3.0000

 WALL2D ELEMENT

   EL      TA          TB          MA          MB
-----------------------------------------------------
    1-1.72380E-06 1.72380E-06 2.75278E-10-3.43924E-07
    2 0.27929    -0.27929     3.44068E-07 5.58582E-02
    3 0.77389    -0.77389    -5.58582E-02 0.21064
    4  1.4838     -1.4838    -0.21064     0.50740
    5  2.4090     -2.4090    -0.50740     0.98919
    6  3.5495     -3.5495    -0.98919      1.6991
    7  4.9053     -4.9053     -1.6991      2.6801
    8  6.4763     -6.4763     -2.6801      3.9754
    9  8.2627     -8.2627     -3.9754      5.6279
   10  10.264     -10.264     -5.6279      7.6808
   11  12.481     -12.481     -7.6808      10.177
   12  14.913     -14.913     -10.177      13.160
   13  17.560     -17.560     -13.160      16.672
   14  20.421     -20.421     -16.672      20.756
   15  23.504     -23.504     -20.756      25.456
   16  26.772     -26.772     -25.456      30.811
   17  29.609     -29.609     -30.811      33.772
   18  32.143     -32.143     -33.772      40.200
   19  34.700     -34.700     -40.200      47.140
   20  35.497     -35.497     -47.140      54.240
   21  33.886     -33.886     -54.240      61.017
   22  29.875     -29.875     -61.017      66.992
   23  23.334     -23.334     -66.992      71.659
   24  16.563     -16.563     -71.659      74.972
   25  10.256     -10.256     -74.972      77.023
   26  4.4216     -4.4216     -77.023      77.907
   27 -6.8982      6.8982     -77.907      76.528
   28 -17.061      17.061     -76.528      73.115
   29 -26.066      26.066     -73.115      67.902
   30 -33.914      33.914     -67.902      61.119
   31 -40.606      40.606     -61.119      52.998
   32 -46.143      46.143     -52.998      43.769
   33 -50.526      50.526     -43.769      33.664
   34 -51.025      51.025     -33.664      23.459
   35 -46.414      46.414     -23.459      14.177
   36 -37.545      37.545     -14.177      6.6674
   37 -24.420      24.420     -6.6674      1.7833
   38 -8.9165      8.9165     -1.7833     1.41895E-11
```

```
+-------------------------------------------------------------------------------------------------------------------------------+
|                   PARATIEPLUS(TM)   NLS ENGINE RELEASE  2018.0    FULL VERSION  *Build date:Nov 13, 2017*                    |
|                                                                                                                               |
|                                      NewProject.BaseDesignSection_28.A1M1R1_1183                                              |
|                                   Exe Time : 4 September 2018 18:00:40                                                        |
+-------------------------------------------------------------------------------------------------------------------------------+
New Project


S T R E S S   R E S U L T S   F O R   G R O U P   N O.   4

WallElement_New_20092                                          :
ELEMENT TYPE    2 NO.OF ELEMENTS. IN THIS GROUP   17
C U R R E N T   T I M E   I S      3.0000

 WALL2D ELEMENT

   EL      TA          TB          MA          MB
-----------------------------------------------------
    1 1.72660E-06-1.72660E-06 2.20636E-12 3.45317E-07
    2 5.39715E-04-5.39715E-04-3.45316E-07 1.08288E-04
    3 1.09535E-03-1.09535E-03-1.08288E-04 3.27358E-04
    4 1.66863E-03-1.66863E-03-3.27358E-04 6.61085E-04
    5 2.25952E-03-2.25952E-03-6.61085E-04 1.11299E-03
    6 2.86803E-03-2.86803E-03-1.11299E-03 1.68659E-03
    7 3.49385E-03-3.49385E-03-1.68659E-03 2.38536E-03
    8 4.13786E-03-4.13786E-03-2.38536E-03 3.21294E-03
    9 4.79619E-03-4.79619E-03-3.21294E-03 4.17217E-03
   10 5.48256E-03-5.48256E-03-4.17217E-03 5.26869E-03
   11 6.14474E-03-6.14474E-03-5.26869E-03 6.49763E-03
   12 6.97643E-03-6.97643E-03-6.49763E-03 7.89292E-03
   13 7.25310E-03-7.25310E-03-7.89292E-03 9.34354E-03
   14 9.67676E-03-9.67676E-03-9.34354E-03 1.12789E-02
   15 4.16108E-03-4.16108E-03-1.12789E-02 1.21111E-02
   16 2.83457E-02-2.83457E-02-1.21111E-02 1.77803E-02
   17-0.17780     0.17780    -1.77803E-02 8.95223E-12

ITER     0 RNORM = 0.000     RMNORM= 0.000
           RINORM=0.5434E+05 RIMNOR=0.1356E+06
           RENORM=0.3305E-10 REMNOR=0.2860E-17 RATIO =0.2466E-07 TOLER =0.1000E-03      CONVERGED !
           RFMAX = 51.02     RMMAX = 77.91
           RTSMAL=0.1000E-03 RMSMAL=0.1000E-03
           RDT   =0.5434E+05 RDR   =0.1356E+06
           RATIOT=0.2466E-07 RATIOR= 0.000
           MAX UN=0.2289E-07 IEQ=    86 NODE     18 DOF   1  Y-DISPL.F
           MIN UN=-.2234E-05 IEQ=   193 NODE     39 DOF   3  Y-DISPL.S
           NO. OF CONTACT CONSTRAINT VIOLATIONS     0
```

```
+-------------------------------------------------------------------------------------------------------------------------+
|                   PARATIEPLUS(TM)   NLS ENGINE RELEASE  2018.0    FULL VERSION  *Build date:Nov 13, 2017*              |
|                                                                                                                         |
|                                     NewProject.BaseDesignSection_28.A1M1R1_1183                                         |
|                                  Exe Time : 4 September 2018 18:00:40                                                   |
+-------------------------------------------------------------------------------------------------------------------------+
New Project
SOLUTION REACHED USING     0 ITERATIONS ON   40

no equilibrium iterations were performed to
obtain current solution

P R I N T   O U T   F O R   T I M E   S T E P   4     ( AT TIME   4.000     )

PRINT OUT OF ACTIVE COMPONENTS (FIXED NODES ARE NOT PRINTED OUT)
```

	Y-DISPL.F (02)	X-ROT. F (04)	Y-DISPL.S (08)	X-ROT. S (10)	Y-FORCE (14)	GAP	C-FORCE
1	1.4029042E-02	-2.1434765E-03	1.4029042E-02	-2.9133088E-06	-4.6704531E-16	0.000000	-1.7265735E-06
2	1.3600347E-02	-2.1434765E-03	1.3600347E-02	-2.9133070E-06	-7.2764062E-14	-3.4694470E-18	-5.3798849E-04
3	1.3171652E-02	-2.1434742E-03	1.3171652E-02	-2.9127631E-06	-7.5150868E-14	1.7347235E-18	-5.5563558E-04
4	1.2742958E-02	-2.1434634E-03	1.2742958E-02	-2.9105820E-06	-7.7537334E-14	0.000000	-5.7328016E-04
5	1.2314267E-02	-2.1434343E-03	1.2314267E-02	-2.9056332E-06	-7.9918346E-14	-1.7347235E-18	-5.9088442E-04
6	1.1885586E-02	-2.1433735E-03	1.1885586E-02	-2.8967510E-06	-8.2303460E-14	-3.4694470E-18	-6.0851900E-04
7	1.1456921E-02	-2.1432645E-03	1.1456921E-02	-2.8827344E-06	-8.4643015E-14	0.000000	-6.2581674E-04
8	1.1028285E-02	-2.1430868E-03	1.1028285E-02	-2.8623474E-06	-8.7103784E-14	1.7347235E-18	-6.4401068E-04
9	1.0599693E-02	-2.1428167E-03	1.0599693E-02	-2.8343185E-06	-8.9039895E-14	3.4694470E-18	-6.5832552E-04
10	1.0171166E-02	-2.1424270E-03	1.0171166E-02	-2.7973437E-06	-9.2833537E-14	3.4694470E-18	-6.8637419E-04
11	9.7427319E-03	-2.1418870E-03	9.7427319E-03	-2.7500763E-06	-8.9560929E-14	0.000000	-6.6217783E-04
12	9.3144236E-03	-2.1411624E-03	9.3144236E-03	-2.6911662E-06	-1.1248751E-13	-3.4694470E-18	-8.3168786E-04
13	8.8862817E-03	-2.1402156E-03	8.8862817E-03	-2.6191174E-06	-3.7421265E-14	3.4694470E-18	-2.7667792E-04
14	8.4583549E-03	-2.1390051E-03	8.4583549E-03	-2.5328200E-06	-3.2780376E-13	0.000000	-2.4236505E-03
15	8.0307002E-03	-2.1374865E-03	8.0307002E-03	-2.4295702E-06	7.4600723E-13	-3.4694470E-18	5.5156803E-03
16	7.6033841E-03	-2.1356114E-03	7.6033841E-03	-2.3124640E-06	-3.2710480E-12	-2.6020852E-18	-2.4184644E-02
17	7.1764807E-03	-2.1333283E-03	7.1764807E-03	-2.1628068E-06	6.1959140E-12	0.000000	0.2061503
18	6.9632146E-03	-2.1320181E-03	6.9632146E-03	-2.1182972E-06	-5.3439653E-12	8.6736174E-19	-0.1778046
19	6.5371024E-03	-2.1290166E-03	6.5371024E-03	0.000000	3.0525443E-18	0.000000	2.2569297E-08
20	6.1116441E-03	-2.1254727E-03	6.1116441E-03	0.000000	1.5199960E-17	0.000000	1.1238245E-07
21	5.6869513E-03	-2.1213591E-03	5.6869513E-03	0.000000	2.7585232E-17	-8.6736174E-19	2.0395421E-07
22	5.2631380E-03	-2.1166824E-03	5.2631380E-03	0.000000	4.0227246E-17	-8.6736174E-19	2.9742423E-07
23	4.8403128E-03	-2.1114884E-03	4.8403128E-03	0.000000	5.3144336E-17	8.6736174E-19	3.9292805E-07
24	4.4185714E-03	-2.1058625E-03	4.4185714E-03	0.000000	6.6353527E-17	1.7347235E-18	4.9059522E-07
25	3.9979915E-03	-2.0999129E-03	3.9979915E-03	0.000000	7.9872088E-17	0.000000	5.9054683E-07
26	3.5786229E-03	-2.0937456E-03	3.5786229E-03	0.000000	9.3715560E-17	4.3368087E-19	6.9289552E-07
27	3.1605012E-03	-2.0874592E-03	3.1605012E-03	0.000000	1.0789573E-16	4.3368087E-19	7.9774045E-07
28	2.7436379E-03	-2.0811929E-03	2.7436379E-03	0.000000	1.2242489E-16	-8.6736174E-19	9.0516364E-07
29	2.3280111E-03	-2.0751210E-03	2.3280111E-03	0.000000	1.3730819E-16	0.000000	1.0152128E-06
30	1.9135682E-03	-2.0693991E-03	1.9135682E-03	0.000000	1.5254820E-16	2.1684043E-19	1.1278925E-06
31	1.5002211E-03	-2.0641640E-03	1.5002211E-03	0.000000	1.6813966E-16	0.000000	1.2431614E-06
32	1.0878623E-03	-2.0595336E-03	1.0878623E-03	0.000000	1.8406720E-16	-2.1684043E-19	1.3609237E-06
33	6.7636074E-04	-2.0556072E-03	6.7636074E-04	0.000000	2.0031116E-16	0.000000	1.4810255E-06
34	2.6556716E-04	-2.0524653E-03	2.6556716E-04	0.000000	2.1684049E-16	0.000000	1.6032491E-06
35	-1.4467825E-04	-2.0501474E-03	-1.4467825E-04	0.000000	2.3361938E-16	-5.4210109E-20	1.7273068E-06
36	-5.5454248E-04	-2.0486203E-03	-5.5454248E-04	0.000000	2.5060098E-16	1.0842022E-19	1.8528495E-06
37	-9.6417181E-04	-2.0477746E-03	-9.6417181E-04	0.000000	2.6773019E-16	0.000000	1.9794964E-06
38	-1.3736858E-03	-2.0474317E-03	-1.3736858E-03	0.000000	2.8495600E-16	0.000000	2.1068102E-06
39	-1.7831687E-03	-2.0473593E-03	-1.7831687E-03	0.000000	6.0442709E-16	2.1684043E-19	2.2343528E-06

```
+-------------------------------------------------------------------------------------------------------------------------------+
|                   PARATIEPLUS(TM)   NLS ENGINE RELEASE  2018.0    FULL VERSION  *Build date:Nov 13, 2017*                    |
|                                                                                                                               |
|                                    NewProject.BaseDesignSection_28.A1M1R1_1183                                                |
|                                  Exe Time : 4 September 2018 18:00:40                                                         |
+-------------------------------------------------------------------------------------------------------------------------------+
New Project


S T R E S S   R E S U L T S   F O R   G R O U P   N O.   1

0_L                                                          :
ELEMENT TYPE    5 NO.OF ELEMENTS. IN THIS GROUP   39
C U R R E N T   T I M E   I S      4.0000

 HARDENING 2D SOIL ELEMENT

 ****** TOTAL STRESS FORMULATION *****

  EL *   FORCE     DISPL-Y  VERTICAL-P  HORIZON.-P     MAX-V-P     MAX-H-P           STATE   STIFFNESS Z-LEVEL      PORE
E FACTOR    UFACTOR       Peq           Su_a         Su_p     LAYER
 ------------------------------------------------------------------------------------------------------------------------------
-------------------------------------------------------------------------------------------
   1 D   0.000     -1.4029E-02   0.000       0.000       0.000       0.000           UL-RL  1.8895E+04   0.000       0.000
1.000       1.000       0.000       0.000       0.000     DI1_164_167_L_0
   2 D  0.2798     -1.3600E-02   3.200       1.399       3.200       1.600           UL-RL  1.8895E+04 -0.2000       0.000
1.000       1.000       1.399       0.000       0.000     DI1_164_167_L_0
   3 D  0.4952     -1.3172E-02   6.400       2.476       6.400       3.200           UL-RL  1.8895E+04 -0.4000       0.000
1.000       1.000       2.476       0.000       0.000     DI1_164_167_L_0
   4 D  0.7105     -1.2743E-02   9.600       3.552       9.600       4.800           UL-RL  1.8895E+04 -0.6000       0.000
1.000       1.000       3.552       0.000       0.000     DI1_164_167_L_0
   5 D  0.9258     -1.2314E-02   12.80       4.629       12.80       6.400           UL-RL  1.8895E+04 -0.8000       0.000
1.000       1.000       4.629       0.000       0.000     DI1_164_167_L_0
   6 D   1.141     -1.1886E-02   16.00       5.706       16.00       8.000           UL-RL  1.8895E+04  -1.000       0.000
1.000       1.000       5.706       0.000       0.000     DI1_164_167_L_0
   7 D   1.356     -1.1457E-02   19.20       6.782       19.20       9.600           UL-RL  1.8895E+04  -1.200       0.000
1.000       1.000       6.782       0.000       0.000     DI1_164_167_L_0
   8 D   1.572     -1.1028E-02   22.40       7.859       22.40       11.20           UL-RL  1.8895E+04  -1.400       0.000
1.000       1.000       7.859       0.000       0.000     DI1_164_167_L_0
   9 D   1.787     -1.0600E-02   25.60       8.935       25.60       12.80           UL-RL  1.8895E+04  -1.600       0.000
1.000       1.000       8.935       0.000       0.000     DI1_164_167_L_0
  10 D   2.002     -1.0171E-02   28.80       10.01       28.80       14.40           UL-RL  1.8895E+04  -1.800       0.000
1.000       1.000       10.01       0.000       0.000     DI1_164_167_L_0
  11 D   2.217     -9.7427E-03   32.00       11.09       32.00       16.00           UL-RL  1.8895E+04  -2.000       0.000
1.000       1.000       11.09       0.000       0.000     DI1_164_167_L_0
  12 D   2.433     -9.3144E-03   35.20       12.16       35.20       17.60           UL-RL  1.8895E+04  -2.200       0.000
1.000       1.000       12.16       0.000       0.000     DI1_164_167_L_0
  13 D   2.648     -8.8863E-03   38.40       13.24       38.40       19.20           UL-RL  1.8895E+04  -2.400       0.000
1.000       1.000       13.24       0.000       0.000     DI1_164_167_L_0
  14 D   2.863     -8.4584E-03   41.60       14.31       41.60       20.80           UL-RL  1.8895E+04  -2.600       0.000
1.000       1.000       14.31       0.000       0.000     DI1_164_167_L_0
  15 D   3.078     -8.0307E-03   44.80       15.39       44.80       22.40           UL-RL  1.8895E+04  -2.800       0.000
1.000       1.000       15.39       0.000       0.000     DI1_164_167_L_0
  16 D   3.293     -7.6034E-03   48.00       16.46       48.00       24.00           UL-RL  1.8895E+04  -3.000       0.000
1.000       1.000       16.46       0.000       0.000     DI1_164_167_L_0
  17 D   2.631     -7.1765E-03   51.20       17.54       51.20       25.60           UL-RL  1.8895E+04  -3.200       0.000
1.000       1.000       17.54       0.000       0.000     DI1_164_167_L_0
  18 D   2.711     -6.9632E-03   52.80       18.07       52.80       26.40           UL-RL  1.8895E+04  -3.300       0.000
1.000       1.000       18.07       0.000       0.000     DI1_164_167_L_0
  19 D   3.830     -6.5371E-03   56.00       19.15       56.00       28.00           UL-RL  1.8895E+04  -3.500       0.000
1.000       1.000       19.15       0.000       0.000     DI1_164_167_L_0
  20 D   4.044     -6.1116E-03   59.20       20.22       59.20       29.60           UL-RL  1.8895E+04  -3.700       0.000
1.000       1.000       20.22       0.000       0.000     DI1_164_167_L_0
  21 D   4.258     -5.6870E-03   62.40       21.29       62.40       31.20           UL-RL  1.8895E+04  -3.900       0.000
1.000       1.000       21.29       0.000       0.000     DI1_164_167_L_0
  22 D   4.473     -5.2631E-03   65.60       22.36       65.60       32.80           UL-RL  1.8895E+04  -4.100       0.000
1.000       1.000       22.36       0.000       0.000     DI1_164_167_L_0
  23 D   4.687     -4.8403E-03   68.80       23.43       68.80       34.40           UL-RL  1.8895E+04  -4.300       0.000
1.000       1.000       23.43       0.000       0.000     DI1_164_167_L_0
  24 D   4.901     -4.4186E-03   72.00       24.50       72.00       36.00           UL-RL  1.8895E+04  -4.500       0.000
1.000       1.000       24.50       0.000       0.000     DI1_164_167_L_0
```

```
  25 D   5.115     -3.9980E-03   75.20       25.57       75.20       37.60          UL-RL  1.8895E+04  -4.700       0.000
1.000       1.000       25.57       0.000       0.000     DI1_164_167_L_0
  26 D   5.328     -3.5786E-03   78.40       26.64       78.40       39.20          UL-RL  1.8895E+04  -4.900       0.000
1.000       1.000       26.64       0.000       0.000     DI1_164_167_L_0
  27 D   4.856     -3.1605E-03   81.60       24.28       81.60       40.80          UL-RL  4.5542E+04  -5.100       0.000
1.000       1.000       24.28       0.000       0.000     DI2_165_168_L_0
  28 D   5.046     -2.7436E-03   84.80       25.23       84.80       42.40          UL-RL  4.5542E+04  -5.300       0.000
1.000       1.000       25.23       0.000       0.000     DI2_165_168_L_0
  29 D   5.236     -2.3280E-03   88.00       26.18       88.00       44.00          UL-RL  4.5542E+04  -5.500       0.000
1.000       1.000       26.18       0.000       0.000     DI2_165_168_L_0
  30 D   5.425     -1.9136E-03   91.20       27.13       91.20       45.60          UL-RL  4.5542E+04  -5.700       0.000
1.000       1.000       27.13       0.000       0.000     DI2_165_168_L_0
  31 D   5.615     -1.5002E-03   94.40       28.07       94.40       47.20          UL-RL  4.5542E+04  -5.900       0.000
1.000       1.000       28.07       0.000       0.000     DI2_165_168_L_0
  32 D   5.804     -1.0879E-03   97.60       29.02       97.60       48.80          UL-RL  4.5542E+04  -6.100       0.000
1.000       1.000       29.02       0.000       0.000     DI2_165_168_L_0
  33 D   5.994     -6.7636E-04   100.8       29.97       100.8       50.40          UL-RL  4.5542E+04  -6.300       0.000
1.000       1.000       29.97       0.000       0.000     DI2_165_168_L_0
  34 D   8.134     -2.6557E-04   104.0       40.67       104.0       52.00          UL-RL  4.5542E+04  -6.500       0.000
1.000       1.000       40.67       0.000       0.000     DI2_165_168_L_0
  35 D   11.51      1.4468E-04   107.2       57.53       107.2       57.53          UL-RL  4.5542E+04  -6.700       0.000
1.000       1.000       57.53       0.000       0.000     DI2_165_168_L_0
  36 D   14.03      5.5454E-04   110.4       70.13       110.4       70.13          UL-RL  4.5542E+04  -6.900       0.000
1.000       1.000       70.13       0.000       0.000     DI2_165_168_L_0
  37 D   16.54      9.6417E-04   113.6       82.72       113.6       82.72          UL-RL  4.5542E+04  -7.100       0.000
1.000       1.000       82.72       0.000       0.000     DI2_165_168_L_0
  38 D   19.06      1.3737E-03   116.8       95.31       116.8       95.31          UL-RL  4.5542E+04  -7.300       0.000
1.000       1.000       95.31       0.000       0.000     DI2_165_168_L_0
  39 D   10.79      1.7832E-03   120.0       107.9       120.0       107.9          UL-RL  4.5542E+04  -7.500       0.000
1.000       1.000       107.9       0.000       0.000     DI2_165_168_L_0
```

PARATIEPLUS(TM) NLS ENGINE RELEASE 2018.0 FULL VERSION *Build date:Nov 13, 2017*

NewProject.BaseDesignSection_28.A1M1R1_1183

Exe Time : 4 September 2018 18:00:40

New Project

S T R E S S R E S U L T S F O R G R O U P N O. 2

0_R :

ELEMENT TYPE 5 NO.OF ELEMENTS. IN THIS GROUP 39

C U R R E N T T I M E I S 4.0000

HARDENING 2D SOIL ELEMENT

****** TOTAL STRESS FORMULATION *****

EL * E	FACTOR	FORCE UFACTOR	DISPL-Y Peq	VERTICAL-P Su_a	HORIZON.-P Su_p	MAX-V-P LAYER	MAX-H-P	STATE	STIFFNESS	Z-LEVEL	PORE
1	1.000	0.000 1.000	-- 1.000	-- 0.000	-- 0.000	-- not available	--	REMOVED	--	0.000	0.000
2	1.000	0.000 1.000	-- 1.000	-- 0.000	-- 0.000	-- not available	--	REMOVED	--	-0.2000	0.000
3	1.000	0.000 1.000	-- 1.000	-- 0.000	-- 0.000	-- not available	--	REMOVED	--	-0.4000	0.000
4	1.000	0.000 1.000	-- 1.000	-- 0.000	-- 0.000	-- not available	--	REMOVED	--	-0.6000	0.000
5	1.000	0.000 1.000	-- 1.000	-- 0.000	-- 0.000	-- not available	--	REMOVED	--	-0.8000	0.000
6	1.000	0.000 1.000	-- 1.000	-- 0.000	-- 0.000	-- not available	--	REMOVED	--	-1.000	0.000
7	1.000	0.000 1.000	-- 1.000	-- 0.000	-- 0.000	-- not available	--	REMOVED	--	-1.200	0.000
8	1.000	0.000 1.000	-- 1.000	-- 0.000	-- 0.000	-- not available	--	REMOVED	--	-1.400	0.000
9	1.000	0.000 1.000	-- 1.000	-- 0.000	-- 0.000	-- not available	--	REMOVED	--	-1.600	0.000
10	1.000	0.000 1.000	-- 1.000	-- 0.000	-- 0.000	-- not available	--	REMOVED	--	-1.800	0.000
11	1.000	0.000 1.000	-- 1.000	-- 0.000	-- 0.000	-- not available	--	REMOVED	--	-2.000	0.000
12	1.000	0.000 1.000	-- 1.000	-- 0.000	-- 0.000	-- not available	--	REMOVED	--	-2.200	0.000
13	1.000	0.000 1.000	-- 1.000	-- 0.000	-- 0.000	-- not available	--	REMOVED	--	-2.400	0.000
14	1.000	0.000 1.000	-- 1.000	-- 0.000	-- 0.000	-- not available	--	REMOVED	--	-2.600	0.000
15	1.000	0.000 1.000	-- 1.000	-- 0.000	-- 0.000	-- not available	--	REMOVED	--	-2.800	0.000
16	1.000	0.000 1.000	-- 1.000	-- 0.000	-- 0.000	-- not available	--	REMOVED	--	-3.000	0.000
17	1.000	0.000 1.000	-- 1.000	-- 0.000	-- 0.000	-- not available	--	REMOVED	--	-3.200	0.000
18 D	1.000	0.000 1.000	6.9632E-03 0.000	0.000 0.000	0.000 0.000	0.000 DI1_164_167_L_0	0.000	UL-RL	1.2597E+04	-3.300	0.000
19 D	1.000	1.272 1.000	6.5371E-03 6.360	3.200 0.000	6.360 0.000	56.00 DI1_164_167_L_0	28.00	UL-RL	1.2597E+04	-3.500	0.000
20 D	1.000	3.247 1.000	6.1116E-03 16.23	6.400 0.000	16.23 0.000	59.20 DI1_164_167_L_0	29.60	UL-RL	1.2597E+04	-3.700	0.000
21 D	1.000	5.869 1.000	5.6870E-03 29.35	9.600 0.000	29.35 0.000	62.40 DI1_164_167_L_0	31.20	UL-RL	1.2597E+04	-3.900	0.000
22 D	1.000	8.484 1.000	5.2631E-03 42.42	12.80 0.000	42.42 0.000	65.60 DI1_164_167_L_0	42.76	UL-RL	1.2597E+04	-4.100	0.000
23 D	1.000	11.23 1.000	4.8403E-03 56.14	16.00 0.000	56.14 0.000	68.80 DI1_164_167_L_0	56.49	UL-RL	1.2597E+04	-4.300	0.000
24 D	1.000	11.67 1.000	4.4186E-03 58.36	19.20 0.000	58.36 0.000	72.00 DI1_164_167_L_0	58.71	UL-RL	1.2597E+04	-4.500	0.000

```
  25 D   11.42      3.9980E-03   22.40       57.11       75.20       57.46          UL-RL  1.2597E+04  -4.700       0.000
1.000       1.000       57.11       0.000       0.000     DI1_164_167_L_0
  26 D   11.16      3.5786E-03   25.60       55.81       78.40       56.17          UL-RL  1.2597E+04  -4.900       0.000
1.000       1.000       55.81       0.000       0.000     DI1_164_167_L_0
  27 D   16.18      3.1605E-03   28.80       80.88       81.60       81.64          UL-RL  2.6852E+04  -5.100       0.000
1.000       1.000       80.88       0.000       0.000     DI2_165_168_L_0
  28 D   15.21      2.7436E-03   32.00       76.04       84.80       76.81          UL-RL  2.6852E+04  -5.300       0.000
1.000       1.000       76.04       0.000       0.000     DI2_165_168_L_0
  29 D   14.24      2.3280E-03   35.20       71.20       88.00       71.97          UL-RL  2.6852E+04  -5.500       0.000
1.000       1.000       71.20       0.000       0.000     DI2_165_168_L_0
  30 D   13.27      1.9136E-03   38.40       66.37       91.20       67.14          UL-RL  2.6852E+04  -5.700       0.000
1.000       1.000       66.37       0.000       0.000     DI2_165_168_L_0
  31 D   12.31      1.5002E-03   41.60       61.54       94.40       62.31          UL-RL  2.6852E+04  -5.900       0.000
1.000       1.000       61.54       0.000       0.000     DI2_165_168_L_0
  32 D   11.34      1.0879E-03   44.80       56.71       97.60       57.48          UL-RL  2.6852E+04  -6.100       0.000
1.000       1.000       56.71       0.000       0.000     DI2_165_168_L_0
  33 D   10.38      6.7636E-04   48.00       51.88       100.8       52.66          UL-RL  2.6852E+04  -6.300       0.000
1.000       1.000       51.88       0.000       0.000     DI2_165_168_L_0
  34 D   8.633      2.6557E-04   51.20       43.16       104.0       52.00          UL-RL  2.6852E+04  -6.500       0.000
1.000       1.000       43.16       0.000       0.000     DI2_165_168_L_0
  35 D   6.895     -1.4468E-04   54.40       34.48       107.2       53.60          UL-RL  2.6852E+04  -6.700       0.000
1.000       1.000       34.48       0.000       0.000     DI2_165_168_L_0
  36 D   5.158     -5.5454E-04   57.60       25.79       110.4       55.20          UL-RL  2.6852E+04  -6.900       0.000
1.000       1.000       25.79       0.000       0.000     DI2_165_168_L_0
  37 D   3.420     -9.6417E-04   60.80       17.10       113.6       56.80          UL-RL  2.6852E+04  -7.100       0.000
1.000       1.000       17.10       0.000       0.000     DI2_165_168_L_0
  38 D   3.559     -1.3737E-03   64.00       17.79       116.8       58.40          UL-RL  2.6852E+04  -7.300       0.000
1.000       1.000       17.79       0.000       0.000     DI2_165_168_L_0
  39 D   1.874     -1.7832E-03   67.20       18.74       120.0       60.00          UL-RL  2.6852E+04  -7.500       0.000
1.000       1.000       18.74       0.000       0.000     DI2_165_168_L_0
```

```
+-------------------------------------------------------------------------------------------------------------------------+
|                   PARATIEPLUS(TM)   NLS ENGINE RELEASE  2018.0    FULL VERSION  *Build date:Nov 13, 2017*              |
|                                                                                                                         |
|                                     NewProject.BaseDesignSection_28.A1M1R1_1183                                         |
|                                   Exe Time : 4 September 2018 18:00:40                                                  |
+-------------------------------------------------------------------------------------------------------------------------+
New Project


S T R E S S   R E S U L T S   F O R   G R O U P   N O.   3

WallElement_33                                                :
ELEMENT TYPE    2 NO.OF ELEMENTS. IN THIS GROUP   38
C U R R E N T   T I M E   I S     4.0000

 WALL2D ELEMENT

   EL      TA          TB          MA          MB
-----------------------------------------------------
    1-1.72380E-06 1.72380E-06 2.75278E-10-3.43924E-07
    2 0.27929    -0.27929     3.44068E-07 5.58582E-02
    3 0.77389    -0.77389    -5.58582E-02 0.21064
    4  1.4838     -1.4838    -0.21064     0.50740
    5  2.4090     -2.4090    -0.50740     0.98919
    6  3.5495     -3.5495    -0.98919      1.6991
    7  4.9053     -4.9053     -1.6991      2.6801
    8  6.4763     -6.4763     -2.6801      3.9754
    9  8.2627     -8.2627     -3.9754      5.6279
   10  10.264     -10.264     -5.6279      7.6808
   11  12.481     -12.481     -7.6808      10.177
   12  14.913     -14.913     -10.177      13.160
   13  17.560     -17.560     -13.160      16.672
   14  20.421     -20.421     -16.672      20.756
   15  23.504     -23.504     -20.756      25.456
   16  26.772     -26.772     -25.456      30.811
   17  29.609     -29.609     -30.811      33.772
   18  32.143     -32.143     -33.772      40.200
   19  34.700     -34.700     -40.200      47.140
   20  35.497     -35.497     -47.140      54.240
   21  33.886     -33.886     -54.240      61.017
   22  29.875     -29.875     -61.017      66.992
   23  23.334     -23.334     -66.992      71.659
   24  16.563     -16.563     -71.659      74.972
   25  10.256     -10.256     -74.972      77.023
   26  4.4216     -4.4216     -77.023      77.907
   27 -6.8982      6.8982     -77.907      76.528
   28 -17.061      17.061     -76.528      73.115
   29 -26.066      26.066     -73.115      67.902
   30 -33.914      33.914     -67.902      61.119
   31 -40.606      40.606     -61.119      52.998
   32 -46.143      46.143     -52.998      43.769
   33 -50.526      50.526     -43.769      33.664
   34 -51.025      51.025     -33.664      23.459
   35 -46.414      46.414     -23.459      14.177
   36 -37.545      37.545     -14.177      6.6674
   37 -24.420      24.420     -6.6674      1.7833
   38 -8.9165      8.9165     -1.7833     1.41895E-11
```

```
+-------------------------------------------------------------------------------------------------------------------------+
|                   PARATIEPLUS(TM)   NLS ENGINE RELEASE  2018.0    FULL VERSION  *Build date:Nov 13, 2017*              |
|                                                                                                                         |
|                                     NewProject.BaseDesignSection_28.A1M1R1_1183                                         |
|                                  Exe Time : 4 September 2018 18:00:40                                                   |
+-------------------------------------------------------------------------------------------------------------------------+
New Project


S T R E S S   R E S U L T S   F O R   G R O U P   N O.   4

WallElement_New_20092                                          :
ELEMENT TYPE    2 NO.OF ELEMENTS. IN THIS GROUP   17
C U R R E N T   T I M E   I S      4.0000

 WALL2D ELEMENT

   EL      TA          TB          MA          MB
-----------------------------------------------------
    1 1.72660E-06-1.72660E-06 2.20636E-12 3.45317E-07
    2 5.39715E-04-5.39715E-04-3.45316E-07 1.08288E-04
    3 1.09535E-03-1.09535E-03-1.08288E-04 3.27358E-04
    4 1.66863E-03-1.66863E-03-3.27358E-04 6.61085E-04
    5 2.25952E-03-2.25952E-03-6.61085E-04 1.11299E-03
    6 2.86803E-03-2.86803E-03-1.11299E-03 1.68659E-03
    7 3.49385E-03-3.49385E-03-1.68659E-03 2.38536E-03
    8 4.13786E-03-4.13786E-03-2.38536E-03 3.21294E-03
    9 4.79619E-03-4.79619E-03-3.21294E-03 4.17217E-03
   10 5.48256E-03-5.48256E-03-4.17217E-03 5.26869E-03
   11 6.14474E-03-6.14474E-03-5.26869E-03 6.49763E-03
   12 6.97643E-03-6.97643E-03-6.49763E-03 7.89292E-03
   13 7.25310E-03-7.25310E-03-7.89292E-03 9.34354E-03
   14 9.67676E-03-9.67676E-03-9.34354E-03 1.12789E-02
   15 4.16108E-03-4.16108E-03-1.12789E-02 1.21111E-02
   16 2.83457E-02-2.83457E-02-1.21111E-02 1.77803E-02
   17-0.17780     0.17780    -1.77803E-02 8.95223E-12
```

```
+-------------------------------------------------------------------------------------------------------------------------+
|                   PARATIEPLUS(TM)   NLS ENGINE RELEASE  2018.0    FULL VERSION  *Build date:Nov 13, 2017*               |
|                                                                                                                         |
|                                     NewProject.BaseDesignSection_28.A1M1R1_1183                                         |
|                                  Exe Time : 4 September 2018 18:00:40                                                   |
+-------------------------------------------------------------------------------------------------------------------------+


     F I N A L    I N C R E M E N T A L    A N A L Y S I S

                    S U M M A R Y

     STEP                                    NO. OF ITERATIONS

        1           CONVERGENCE :YES                        0
        2           CONVERGENCE :YES                        6
        3           CONVERGENCE :YES                        3
        4           CONVERGENCE :YES                        0


 END OF PROCESS FOR PROBLEM
New Project
NONLINEAR SOLUTION CPU TIME ....    0.06 [sec]
DATABASE  CREATION CPU TIME.....    0.20 [sec]
```

Design Assumption : A2+M2+R1 - File di Paratie - File di input (.d)

```
* PARATIE ANALYSIS FOR DESIGN SECTION:Base Design Section USING ASSUMPTION: A2+M2+R1
 * Time:martedì 4 settembre 2018 18:00:40
 * 1: Defining general settings
 UNIT  m kN
 TITLE New Project
 DELTA 0.2
 option param itemax 40
 option control hinges 0 0.0001 0.001

 * 2: Defining wall(s)
 WALL LeftWall_32 0 -7.5 0 1

 * 3: Defining surfaces for wall(s)
 SOIL 0_L LeftWall_32 -7.5 0 1 0
 SOIL 0_R LeftWall_32 -7.5 0 2 180

 * 4: Defining soil layers
 *
 * Soil Profile (DI1_164_167_L_0)
 *
 LDATA DI1_164_167_L_0 0 LeftWall_32
 ATREST 0.5 0.5 1
 WEIGHT 16 6 10
 PERMEABILITY 1E-05
 RESISTANCE 0 30 0 0 0
 YOUNG 3E+04 4.8E+04
 ENDL
 *
 * Soil Profile (DI2_165_168_L_0)
 *
 LDATA DI2_165_168_L_0 -5 LeftWall_32
 ATREST 0.5 0.5 1
 WEIGHT 16 6 10
 PERMEABILITY 1E-05
 RESISTANCE 1 33 0 0 0
 YOUNG 6.8E+04 1.088E+05
 ENDL

 * 5: Defining structural materials
 * Steel material: 108 Name=Fe360 E=206000200 kPa
 MATERIAL Fe360_108 2.06E+08
 * Concrete material: 104 Name=C25/30 E=31475800 kPa
 MATERIAL C2530_104 3.148E+07
 * Concrete material: 103 Name=C20/25 E=29962000 kPa
 MATERIAL C2025_103 2.996E+07

 * 6: Defining structural elements
 * 6.1: Beams and combined Wall Elements
 BEAM WallElement_33 LeftWall_32 -7.5 0 C2530_104 0.9794 00 00 0
 BEAM WallElement_New_20092 LeftWall_32 -3.3 0 C2025_103 0.2 00 00 0 slave


 * 6.2: Supports




 * 6.3: Strips

 * 7: Defining Steps
 STEP Stage1_31
 CHANGE DI1_164_167_L_0 U-FRICT=24.79 LeftWall_32
 CHANGE DI1_164_167_L_0 D-FRICT=24.79 LeftWall_32
 CHANGE DI1_164_167_L_0 U-KA=0.409 LeftWall_32
 CHANGE DI1_164_167_L_0 U-KP=3.185 LeftWall_32
 CHANGE DI1_164_167_L_0 D-KA=0.409 LeftWall_32
```

```
CHANGE DI1_164_167_L_0 D-KP=3.185 LeftWall_32
CHANGE DI2_165_168_L_0 U-FRICT=27.45 LeftWall_32
CHANGE DI2_165_168_L_0 D-FRICT=27.45 LeftWall_32
CHANGE DI2_165_168_L_0 U-KA=0.369 LeftWall_32
CHANGE DI2_165_168_L_0 U-KP=3.695 LeftWall_32
CHANGE DI2_165_168_L_0 D-KA=0.369 LeftWall_32
CHANGE DI2_165_168_L_0 D-KP=3.695 LeftWall_32
CHANGE DI1_164_167_L_0 U-COHE=0 LeftWall_32
CHANGE DI1_164_167_L_0 U-ADHES=0 LeftWall_32
CHANGE DI1_164_167_L_0 D-COHE=0 LeftWall_32
CHANGE DI1_164_167_L_0 D-ADHES=0 LeftWall_32
CHANGE DI2_165_168_L_0 U-COHE=0.8 LeftWall_32
CHANGE DI2_165_168_L_0 U-ADHES=0 LeftWall_32
CHANGE DI2_165_168_L_0 D-COHE=0.8 LeftWall_32
CHANGE DI2_165_168_L_0 D-ADHES=0 LeftWall_32
SETWALL LeftWall_32
GEOM 0 0
WATER -18 0 -7.5 0 0
ADD WallElement_33
ENDSTEP

STEP Stage2_19604
SETWALL LeftWall_32
GEOM 0 -3.5
WATER -18 0 -7.5 0 0
ENDSTEP

STEP Stage3_19848
SETWALL LeftWall_32
GEOM 0 -3.3
WATER -18 0 -7.5 0 0
ADD WallElement_New_20092
ENDSTEP

STEP Stage4_20681
SETWALL LeftWall_32
GEOM 0 -3.3
WATER -18 0 -7.5 0 0
ENDSTEP
```

Design Assumption : A2+M2+R1 - File di Paratie - File di output (.out)

```
+-------------------------------------------------------------------------------------------------------------------------+
|                   PARATIEPLUS(TM)   NLS ENGINE RELEASE  2018.0    FULL VERSION  *Build date:Nov 13, 2017*               |
|                                                                                                                         |
|                                      NewProject.BaseDesignSection_28.A2M2R1_1213                                        |
|                                  Exe Time : 4 September 2018 18:00:41                                                   |
+-------------------------------------------------------------------------------------------------------------------------+

                  ********************************************************
                  *                                                      *
                  *  PARATIE PLUS Non-Linear Spring Engine               *
                  *                                                      *
                  *          AN ELASTOPLASTIC FINITE ELEMENT PROGRAM     *
                  *          FOR FLEXIBLE EARTH-RETAINING STRUCTURES     *
                  *                                                      *
                  *          Written by Ce.A.S. s.r.l. (ITALY)           *
                  *          with the scientific supervision of          *
                  *          Roberto Nova - full professor SOIL MECHANICS*
                  *          at Politecnico di Milano (ITALY)            *
                  *                                                      *
                  ********************************************************
                  *                                                      *
                  *  RELEASE   2018.0     *Build date:Nov 13, 2017*    *
                  *                                                      *
                  *                                                      *
                  *  Ce.A.S.     S.R.L   CENTRO DI ANALISI STRUTTURALE   *
                  *              VIALE   GIUSTINIANO 10                  *
                  *              20129   M I L A N O  (ITALIA)           *
```

```
*  TEL.        +39 02 2020221                          *
*                                                      *
*  email       bruno.becci@ceas.it                     *
*  Web Page    www.ceas.it     www.paratieplus.com     *
********************************************************


 JOB : NewProject.BaseDesignSection_28.A2M2R1_1213
 STARTING
ACCEPTED   <FILE,GENW                                                >
ACCEPTED   <FILE,PLOTTER,BINARY                                      >
ACCEPTED   <SOLVE TOTAL_STRESS                                       >
ACCEPTED   <PARAM ITEMAX 40                                          >
ACCEPTED   <CONTROL HINGES 0 0.0001 0.001                            >


********************************************************
*                                                      *
*  WARNING : PORE PRESSURES ARE AUTOMATICALLY COMPUTED   *
*    BY THE PROGRAM.                                   *
********************************************************

PRELIMINARY OPERATIONS CPU TIME     0.00 [sec]
```

```
+-------------------------------------------------------------------------------------------------------------------------+
|                   PARATIEPLUS(TM)   NLS ENGINE RELEASE  2018.0    FULL VERSION  *Build date:Nov 13, 2017*               |
|                                                                                                                         |
|                                     NewProject.BaseDesignSection_28.A2M2R1_1213                                         |
|                                  Exe Time : 4 September 2018 18:00:41                                                   |
+-------------------------------------------------------------------------------------------------------------------------+


INPUT FILE HAS BEEN GENERATED BY WALGEN PROGRAM


New Project


NO. OF NODAL POINTS (NUMNP) ...................   39
NO. OF COORDINATES  (NCOORD)...................    2
NO. OF NODE DOFS    (NDOF).....................    5
NO. OF EQUATIONS    (NEQ)...................... 195
NO. OF CONSTRAINTS CARDS (NVINC)...............    0
NO. OF ELEMENT GROUPS (NEG)....................    4
NO. OF SOLUTION STEPS (NSTE)...................    4
NO. OF ELEMENT SETS ATTACHED TO SLAVE NODES ...    1 ** SLAVE DOFS HAVE BEEN ACTIVATED **
NO. OF RECORD FROM WALGEN .....................   69
NO. OF LONG NAMES (LASTNAME) ..................   18
LENGTH UNIT CHOICE ............................    3 (M   )
FORCE  UNIT CHOICE ............................    3 (KN  )
MAX PORE PRESSURE TABLE LENGTH.................    1
NO. OF ELEMENT GROUPS REQUIRING ADD. SLIP DOF .    0


IDOFA (01) =  2  Y-DISPL.F
IDOFA (02) =  4   X-ROT. F
IDOFA (03) =  8  Y-DISPL.S
IDOFA (04) = 10   X-ROT. S
IDOFA (05) = 14  Y-FORCE

 RELEVANT ITEMS UNITS

 STRESSES                  kPa
 Y-DISPLACEMENTS           m
 ROTATIONS                 RADIANS
 BEAM AND SLAB MOMENTS     kN*m/m
 BEAM SHEAR FORCES         kN/m
 ANCHOR FORCES             kN/m
 AXIAL FORCES IN TRUSSES   kN/m
 AXIAL FORCES SPRINGS      kN/m
 Y-REACTIONS               kN/m
 X-MOMENT REACTIONS        kN*m/m
 ETC.
```

```
+-------------------------------------------------------------------------------------------------------------------------+
|                  PARATIEPLUS(TM)   NLS ENGINE RELEASE  2018.0    FULL VERSION  *Build date:Nov 13, 2017*              |
|                                                                                                                         |
|                                    NewProject.BaseDesignSection_28.A2M2R1_1213                                          |
|                                  Exe Time : 4 September 2018 18:00:41                                                   |
+-------------------------------------------------------------------------------------------------------------------------+
                  P R E P R O C E S S O R    D A T A

                  N O.  O F   C O M M A N D S     69

   1 : UNIT  m kN
   2 : TITLE New Project
   3 : DELTA 0.2
   4 : option param itemax 40
   5 : option control hinges 0 0.0001 0.001
   6 : WALL LeftWall_32 0 -7.5 0 1
   7 : SOIL 0_L LeftWall_32 -7.5 0 1 0
   8 : SOIL 0_R LeftWall_32 -7.5 0 2 180
   9 : LDATA DI1_164_167_L_0 0 LeftWall_32
  10 : ATREST 0.5 0.5 1
  11 : WEIGHT 16 6 10
  12 : PERMEABILITY 1E-05
  13 : RESISTANCE 0 30 0 0 0
  14 : YOUNG 3E+04 4.8E+04
  15 : ENDL
  16 : LDATA DI2_165_168_L_0 -5 LeftWall_32
  17 : ATREST 0.5 0.5 1
  18 : WEIGHT 16 6 10
  19 : PERMEABILITY 1E-05
  20 : RESISTANCE 1 33 0 0 0
  21 : YOUNG 6.8E+04 1.088E+05
  22 : ENDL
  23 : MATERIAL Fe360_108 2.06E+08
  24 : MATERIAL C2530_104 3.148E+07
  25 : MATERIAL C2025_103 2.996E+07
  26 : BEAM WallElement_33 LeftWall_32 -7.5 0 C2530_104 0.9794 00 00 0
  27 : BEAM WallElement_New_20092 LeftWall_32 -3.3 0 C2025_103 0.2 00 00 0 slave
  28 : STEP Stage1_31
  29 : CHANGE DI1_164_167_L_0 U-FRICT=24.79 LeftWall_32
  30 : CHANGE DI1_164_167_L_0 D-FRICT=24.79 LeftWall_32
  31 : CHANGE DI1_164_167_L_0 U-KA=0.409 LeftWall_32
  32 : CHANGE DI1_164_167_L_0 U-KP=3.185 LeftWall_32
  33 : CHANGE DI1_164_167_L_0 D-KA=0.409 LeftWall_32
  34 : CHANGE DI1_164_167_L_0 D-KP=3.185 LeftWall_32
  35 : CHANGE DI2_165_168_L_0 U-FRICT=27.45 LeftWall_32
  36 : CHANGE DI2_165_168_L_0 D-FRICT=27.45 LeftWall_32
  37 : CHANGE DI2_165_168_L_0 U-KA=0.369 LeftWall_32
  38 : CHANGE DI2_165_168_L_0 U-KP=3.695 LeftWall_32
  39 : CHANGE DI2_165_168_L_0 D-KA=0.369 LeftWall_32
  40 : CHANGE DI2_165_168_L_0 D-KP=3.695 LeftWall_32
  41 : CHANGE DI1_164_167_L_0 U-COHE=0 LeftWall_32
  42 : CHANGE DI1_164_167_L_0 U-ADHES=0 LeftWall_32
  43 : CHANGE DI1_164_167_L_0 D-COHE=0 LeftWall_32
  44 : CHANGE DI1_164_167_L_0 D-ADHES=0 LeftWall_32
  45 : CHANGE DI2_165_168_L_0 U-COHE=0.8 LeftWall_32
  46 : CHANGE DI2_165_168_L_0 U-ADHES=0 LeftWall_32
  47 : CHANGE DI2_165_168_L_0 D-COHE=0.8 LeftWall_32
  48 : CHANGE DI2_165_168_L_0 D-ADHES=0 LeftWall_32
  49 : SETWALL LeftWall_32
  50 : GEOM 0 0
  51 : WATER -18 0 -7.5 0 0
  52 : ADD WallElement_33
  53 : ENDSTEP
  54 : STEP Stage2_19604
  55 : SETWALL LeftWall_32
  56 : GEOM 0 -3.5
  57 : WATER -18 0 -7.5 0 0
  58 : ENDSTEP
  59 : STEP Stage3_19848
  60 : SETWALL LeftWall_32
  61 : GEOM 0 -3.3
```

```
62 : WATER -18 0 -7.5 0 0
63 : ADD WallElement_New_20092
64 : ENDSTEP
65 : STEP Stage4_20681
66 : SETWALL LeftWall_32
67 : GEOM 0 -3.3
68 : WATER -18 0 -7.5 0 0
69 : ENDSTEP
```

PARATIEPLUS(TM) NLS ENGINE RELEASE 2018.0 FULL VERSION *Build date:Nov 13, 2017*

NewProject.BaseDesignSection_28.A2M2R1_1213

Exe Time : 4 September 2018 18:00:41

N O D A L P O I N T D A T A

NODE	Y-COORD	Z-COORD	normal cos.
1	0.0000	0.0000	1.0000
2	0.0000	-0.20000	1.0000
3	0.0000	-0.40000	1.0000
4	0.0000	-0.60000	1.0000
5	0.0000	-0.80000	1.0000
6	0.0000	-1.0000	1.0000
7	0.0000	-1.2000	1.0000
8	0.0000	-1.4000	1.0000
9	0.0000	-1.6000	1.0000
10	0.0000	-1.8000	1.0000
11	0.0000	-2.0000	1.0000
12	0.0000	-2.2000	1.0000
13	0.0000	-2.4000	1.0000
14	0.0000	-2.6000	1.0000
15	0.0000	-2.8000	1.0000
16	0.0000	-3.0000	1.0000
17	0.0000	-3.2000	1.0000
18	0.0000	-3.3000	1.0000
19	0.0000	-3.5000	1.0000
20	0.0000	-3.7000	1.0000
21	0.0000	-3.9000	1.0000
22	0.0000	-4.1000	1.0000
23	0.0000	-4.3000	1.0000
24	0.0000	-4.5000	1.0000
25	0.0000	-4.7000	1.0000
26	0.0000	-4.9000	1.0000
27	0.0000	-5.1000	1.0000
28	0.0000	-5.3000	1.0000
29	0.0000	-5.5000	1.0000
30	0.0000	-5.7000	1.0000
31	0.0000	-5.9000	1.0000
32	0.0000	-6.1000	1.0000
33	0.0000	-6.3000	1.0000
34	0.0000	-6.5000	1.0000
35	0.0000	-6.7000	1.0000
36	0.0000	-6.9000	1.0000
37	0.0000	-7.1000	1.0000
38	0.0000	-7.3000	1.0000
39	0.0000	-7.5000	1.0000

```
+-----------------------------------------------------------------------------------------------------------------------+
|                   PARATIEPLUS(TM)   NLS ENGINE RELEASE  2018.0    FULL VERSION  *Build date:Nov 13, 2017*              |
|                                                                                                                       |
|                                      NewProject.BaseDesignSection_28.A2M2R1_1213                                      |
|                                  Exe Time : 4 September 2018 18:00:41                                                 |
+-----------------------------------------------------------------------------------------------------------------------+
 ELEMENT GROUP NO.  1

0_L                                                                  :
   5  39   0   1   0   0   0   0   0   0   0   0   0   0   0   2   0   0   0   0
....................................
..........2D PLASTIC SOIL ..........
....................................

element group behaviour throughout stage analysis

stage   status
-------------------
    1   active
    2   active
    3   active
    4   active

 material set no.    1

 prop( 1) angle              0.00000
 prop( 2) layer as foreseen  1.00000


 material set no.    2

 prop( 1) angle              0.00000
 prop( 2) layer as foreseen  2.00000


 element data

   el    n  mat      area     .....     .....     .....      flag
-------------------------------------------------------------------

    1    1    1   0.1000     0.000     0.000     0.000     1.000
    2    2    1   0.2000     0.000     0.000     0.000     1.000
    3    3    1   0.2000     0.000     0.000     0.000     1.000
    4    4    1   0.2000     0.000     0.000     0.000     1.000
    5    5    1   0.2000     0.000     0.000     0.000     1.000
    6    6    1   0.2000     0.000     0.000     0.000     1.000
    7    7    1   0.2000     0.000     0.000     0.000     1.000
    8    8    1   0.2000     0.000     0.000     0.000     1.000
    9    9    1   0.2000     0.000     0.000     0.000     1.000
   10   10    1   0.2000     0.000     0.000     0.000     1.000
   11   11    1   0.2000     0.000     0.000     0.000     1.000
   12   12    1   0.2000     0.000     0.000     0.000     1.000
   13   13    1   0.2000     0.000     0.000     0.000     1.000
   14   14    1   0.2000     0.000     0.000     0.000     1.000
   15   15    1   0.2000     0.000     0.000     0.000     1.000
   16   16    1   0.2000     0.000     0.000     0.000     1.000
   17   17    1   0.1500     0.000     0.000     0.000     1.000
   18   18    1   0.1500     0.000     0.000     0.000     1.000
   19   19    1   0.2000     0.000     0.000     0.000     1.000
   20   20    1   0.2000     0.000     0.000     0.000     1.000
   21   21    1   0.2000     0.000     0.000     0.000     1.000
   22   22    1   0.2000     0.000     0.000     0.000     1.000
   23   23    1   0.2000     0.000     0.000     0.000     1.000
   24   24    1   0.2000     0.000     0.000     0.000     1.000
   25   25    1   0.2000     0.000     0.000     0.000     1.000
   26   26    1   0.2000     0.000     0.000     0.000     1.000
   27   27    2   0.2000     0.000     0.000     0.000     1.000
   28   28    2   0.2000     0.000     0.000     0.000     1.000
   29   29    2   0.2000     0.000     0.000     0.000     1.000
   30   30    2   0.2000     0.000     0.000     0.000     1.000
   31   31    2   0.2000     0.000     0.000     0.000     1.000
```

32	32	2	0.2000	0.000	0.000	0.000	1.000
33	33	2	0.2000	0.000	0.000	0.000	1.000
34	34	2	0.2000	0.000	0.000	0.000	1.000
35	35	2	0.2000	0.000	0.000	0.000	1.000
36	36	2	0.2000	0.000	0.000	0.000	1.000
37	37	2	0.2000	0.000	0.000	0.000	1.000
38	38	2	0.2000	0.000	0.000	0.000	1.000
39	39	2	0.1000	0.000	0.000	0.000	1.000

```
+-----------------------------------------------------------------------------------------------------------------------+
|                   PARATIEPLUS(TM)   NLS ENGINE RELEASE  2018.0    FULL VERSION  *Build date:Nov 13, 2017*              |
|                                                                                                                       |
|                                      NewProject.BaseDesignSection_28.A2M2R1_1213                                      |
|                                  Exe Time : 4 September 2018 18:00:41                                                 |
+-----------------------------------------------------------------------------------------------------------------------+
 ELEMENT GROUP NO.  2

0_R                                                                  :
   5  39   0   1   0   0   0   0   0   0   0   0   0   0   0   2   0   0   0   0
....................................
..........2D PLASTIC SOIL ..........
....................................

element group behaviour throughout stage analysis

stage   status
-------------------
    1   active
    2   active
    3   active
    4   active

 material set no.    1

 prop( 1) angle              180.000
 prop( 2) layer as foreseen  1.00000


 material set no.    2

 prop( 1) angle              180.000
 prop( 2) layer as foreseen  2.00000


 element data

   el    n  mat      area     .....     .....     .....      flag
-------------------------------------------------------------------

    1    1    1   0.1000     0.000     0.000     0.000     2.000
    2    2    1   0.2000     0.000     0.000     0.000     2.000
    3    3    1   0.2000     0.000     0.000     0.000     2.000
    4    4    1   0.2000     0.000     0.000     0.000     2.000
    5    5    1   0.2000     0.000     0.000     0.000     2.000
    6    6    1   0.2000     0.000     0.000     0.000     2.000
    7    7    1   0.2000     0.000     0.000     0.000     2.000
    8    8    1   0.2000     0.000     0.000     0.000     2.000
    9    9    1   0.2000     0.000     0.000     0.000     2.000
   10   10    1   0.2000     0.000     0.000     0.000     2.000
   11   11    1   0.2000     0.000     0.000     0.000     2.000
   12   12    1   0.2000     0.000     0.000     0.000     2.000
   13   13    1   0.2000     0.000     0.000     0.000     2.000
   14   14    1   0.2000     0.000     0.000     0.000     2.000
   15   15    1   0.2000     0.000     0.000     0.000     2.000
   16   16    1   0.2000     0.000     0.000     0.000     2.000
   17   17    1   0.1500     0.000     0.000     0.000     2.000
   18   18    1   0.1500     0.000     0.000     0.000     2.000
   19   19    1   0.2000     0.000     0.000     0.000     2.000
   20   20    1   0.2000     0.000     0.000     0.000     2.000
   21   21    1   0.2000     0.000     0.000     0.000     2.000
   22   22    1   0.2000     0.000     0.000     0.000     2.000
   23   23    1   0.2000     0.000     0.000     0.000     2.000
   24   24    1   0.2000     0.000     0.000     0.000     2.000
   25   25    1   0.2000     0.000     0.000     0.000     2.000
   26   26    1   0.2000     0.000     0.000     0.000     2.000
   27   27    2   0.2000     0.000     0.000     0.000     2.000
   28   28    2   0.2000     0.000     0.000     0.000     2.000
   29   29    2   0.2000     0.000     0.000     0.000     2.000
   30   30    2   0.2000     0.000     0.000     0.000     2.000
   31   31    2   0.2000     0.000     0.000     0.000     2.000
```

32	32	2	0.2000	0.000	0.000	0.000	2.000
33	33	2	0.2000	0.000	0.000	0.000	2.000
34	34	2	0.2000	0.000	0.000	0.000	2.000
35	35	2	0.2000	0.000	0.000	0.000	2.000
36	36	2	0.2000	0.000	0.000	0.000	2.000
37	37	2	0.2000	0.000	0.000	0.000	2.000
38	38	2	0.2000	0.000	0.000	0.000	2.000
39	39	2	0.1000	0.000	0.000	0.000	2.000

```
+-------------------------------------------------------------------------------------------------------------------------------+
|                   PARATIEPLUS(TM)   NLS ENGINE RELEASE  2018.0    FULL VERSION  *Build date:Nov 13, 2017*                    |
|                                                                                                                               |
|                                     NewProject.BaseDesignSection_28.A2M2R1_1213                                               |
|                                  Exe Time : 4 September 2018 18:00:41                                                         |
+-------------------------------------------------------------------------------------------------------------------------------+
 ELEMENT GROUP NO.  3

WallElement_33                                          :
   2  38   0   1   0   0   0   0   0   0   0   0   0   0   1   0   0   1   0
.....................................
.........2D WALL ELEMENT...........
.....................................

element group behaviour throughout stage analysis

stage   status
------------------
    1   active
    2   active
    3   active
    4   active

 material set no.    1

 prop( 1) young modulus      0.314800E+08
 prop( 2) modification  time  0.00000
 prop( 3) new young modulus   0.00000
 prop( 4) poisson ratio       0.00000
 prop( 5) future ............0.224200E-43

 no. of step variable items:     1
 step  inertia multipier
-------------------------
    1   1.000
    2   1.000
    3   1.000
    4   1.000

 element data

   el   na   nb  mat      erc1      erc2     thick      by-i      by-j
-------------------------------------------------------------

    1    1    2    1    0.000     0.000    0.9794     0.000     0.000
    2    2    3    1    0.000     0.000    0.9794     0.000     0.000
    3    3    4    1    0.000     0.000    0.9794     0.000     0.000
    4    4    5    1    0.000     0.000    0.9794     0.000     0.000
    5    5    6    1    0.000     0.000    0.9794     0.000     0.000
    6    6    7    1    0.000     0.000    0.9794     0.000     0.000
    7    7    8    1    0.000     0.000    0.9794     0.000     0.000
    8    8    9    1    0.000     0.000    0.9794     0.000     0.000
    9    9   10    1    0.000     0.000    0.9794     0.000     0.000
   10   10   11    1    0.000     0.000    0.9794     0.000     0.000
   11   11   12    1    0.000     0.000    0.9794     0.000     0.000
   12   12   13    1    0.000     0.000    0.9794     0.000     0.000
   13   13   14    1    0.000     0.000    0.9794     0.000     0.000
   14   14   15    1    0.000     0.000    0.9794     0.000     0.000
   15   15   16    1    0.000     0.000    0.9794     0.000     0.000
   16   16   17    1    0.000     0.000    0.9794     0.000     0.000
   17   17   18    1    0.000     0.000    0.9794     0.000     0.000
   18   18   19    1    0.000     0.000    0.9794     0.000     0.000
   19   19   20    1    0.000     0.000    0.9794     0.000     0.000
   20   20   21    1    0.000     0.000    0.9794     0.000     0.000
   21   21   22    1    0.000     0.000    0.9794     0.000     0.000
   22   22   23    1    0.000     0.000    0.9794     0.000     0.000
   23   23   24    1    0.000     0.000    0.9794     0.000     0.000
   24   24   25    1    0.000     0.000    0.9794     0.000     0.000
   25   25   26    1    0.000     0.000    0.9794     0.000     0.000
   26   26   27    1    0.000     0.000    0.9794     0.000     0.000
   27   27   28    1    0.000     0.000    0.9794     0.000     0.000
```

28	28	29	1	0.000	0.000	0.9794	0.000	0.000
29	29	30	1	0.000	0.000	0.9794	0.000	0.000
30	30	31	1	0.000	0.000	0.9794	0.000	0.000
31	31	32	1	0.000	0.000	0.9794	0.000	0.000
32	32	33	1	0.000	0.000	0.9794	0.000	0.000
33	33	34	1	0.000	0.000	0.9794	0.000	0.000
34	34	35	1	0.000	0.000	0.9794	0.000	0.000
35	35	36	1	0.000	0.000	0.9794	0.000	0.000
36	36	37	1	0.000	0.000	0.9794	0.000	0.000
37	37	38	1	0.000	0.000	0.9794	0.000	0.000
38	38	39	1	0.000	0.000	0.9794	0.000	0.000

```
+-------------------------------------------------------------------------------------------------------------------------------+
|                   PARATIEPLUS(TM)   NLS ENGINE RELEASE  2018.0    FULL VERSION  *Build date:Nov 13, 2017*                     |
|                                                                                                                               |
|                                      NewProject.BaseDesignSection_28.A2M2R1_1213                                              |
|                                   Exe Time : 4 September 2018 18:00:41                                                        |
+-------------------------------------------------------------------------------------------------------------------------------+
 ELEMENT GROUP NO.  4

WallElement_New_20092                                          :
   2  17   0   1   0   1   0   0   0   0   0   0   0   0   0   1   0   0   1   0
.....................................
.........2D WALL ELEMENT...........
.....................................
** REMARK: ELEMENTS IN THIS GROUP ARE CONNECTED TO SLAVE D.O.F.s **


element group behaviour throughout stage analysis

stage   status
-------------------
    1  inactive
    2  inactive
    3   active
    4   active

 material set no.    1

 prop( 1) young modulus      0.299600E+08
 prop( 2) modification  time  0.00000
 prop( 3) new young modulus   0.00000
 prop( 4) poisson ratio       0.00000
 prop( 5) future ............ 0.00000

 no. of step variable items:     1
 step  inertia multipier
--------------------------
    1   1.000
    2   1.000
    3   1.000
    4   1.000

 element data

   el   na   nb  mat      erc1      erc2     thick      by-i      by-j
-------------------------------------------------------------

    1    1    2    1    0.000     0.000    0.2000     0.000     0.000
    2    2    3    1    0.000     0.000    0.2000     0.000     0.000
    3    3    4    1    0.000     0.000    0.2000     0.000     0.000
    4    4    5    1    0.000     0.000    0.2000     0.000     0.000
    5    5    6    1    0.000     0.000    0.2000     0.000     0.000
    6    6    7    1    0.000     0.000    0.2000     0.000     0.000
    7    7    8    1    0.000     0.000    0.2000     0.000     0.000
    8    8    9    1    0.000     0.000    0.2000     0.000     0.000
    9    9   10    1    0.000     0.000    0.2000     0.000     0.000
   10   10   11    1    0.000     0.000    0.2000     0.000     0.000
   11   11   12    1    0.000     0.000    0.2000     0.000     0.000
   12   12   13    1    0.000     0.000    0.2000     0.000     0.000
   13   13   14    1    0.000     0.000    0.2000     0.000     0.000
   14   14   15    1    0.000     0.000    0.2000     0.000     0.000
   15   15   16    1    0.000     0.000    0.2000     0.000     0.000
   16   16   17    1    0.000     0.000    0.2000     0.000     0.000
   17   17   18    1    0.000     0.000    0.2000     0.000     0.000
```

```
+-------------------------------------------------------------------------------------------------------------------------+
|                   PARATIEPLUS(TM)   NLS ENGINE RELEASE  2018.0    FULL VERSION  *Build date:Nov 13, 2017*               |
|                                                                                                                         |
|                                     NewProject.BaseDesignSection_28.A2M2R1_1213                                         |
|                                  Exe Time : 4 September 2018 18:00:41                                                   |
+-------------------------------------------------------------------------------------------------------------------------+


NO. OF NODAL LOADS  (NLOAD) ...................    0
NO. OF LOAD CURVES  (NLCUR) ...................    8
MAXIMUM POINTS/LCURVE (NPTM)...................    5
```

```
+-------------------------------------------------------------------------------------------------------------------------+
|                  PARATIEPLUS(TM)   NLS ENGINE RELEASE  2018.0    FULL VERSION  *Build date:Nov 13, 2017*              |
|                                                                                                                         |
|                                    NewProject.BaseDesignSection_28.A2M2R1_1213                                          |
|                                 Exe Time : 4 September 2018 18:00:41                                                    |
+-------------------------------------------------------------------------------------------------------------------------+
L O A D     D A T A


    LOAD FUNCTION NUMBER   =    1
    NUMBER OF TIME POINTS  =    5

    TIME VALUE      FUNCTION

       0.00000    0.0000E+00
       0.80000    0.0000E+00
       1.00000    0.1000E+01
       1.20000    0.0000E+00
       5.00000    0.0000E+00


    LOAD FUNCTION NUMBER   =    2
    NUMBER OF TIME POINTS  =    5

    TIME VALUE      FUNCTION

       0.00000    0.0000E+00
       1.80000    0.0000E+00
       2.00000    0.1000E+01
       2.20000    0.0000E+00
       5.00000    0.0000E+00


    LOAD FUNCTION NUMBER   =    3
    NUMBER OF TIME POINTS  =    5

    TIME VALUE      FUNCTION

       0.00000    0.0000E+00
       2.80000    0.0000E+00
       3.00000    0.1000E+01
       3.20000    0.0000E+00
       5.00000    0.0000E+00


    LOAD FUNCTION NUMBER   =    4
    NUMBER OF TIME POINTS  =    5

    TIME VALUE      FUNCTION

       0.00000    0.0000E+00
       3.80000    0.0000E+00
       4.00000    0.1000E+01
       4.20000    0.0000E+00
       5.00000    0.0000E+00


    LOAD FUNCTION NUMBER   =    5
    NUMBER OF TIME POINTS  =    4

    TIME VALUE      FUNCTION

       0.00000    0.0000E+00
       0.80000    0.0000E+00
       1.00000    0.1000E+01
       5.00000    0.1000E+01
```

```
 LOAD FUNCTION NUMBER   =    6
 NUMBER OF TIME POINTS  =    4

 TIME VALUE      FUNCTION

    0.00000    0.0000E+00
    1.80000    0.0000E+00
    2.00000    0.1000E+01
    5.00000    0.1000E+01


 LOAD FUNCTION NUMBER   =    7
 NUMBER OF TIME POINTS  =    4

 TIME VALUE      FUNCTION

    0.00000    0.0000E+00
    2.80000    0.0000E+00
    3.00000    0.1000E+01
    5.00000    0.1000E+01


 LOAD FUNCTION NUMBER   =    8
 NUMBER OF TIME POINTS  =    4

 TIME VALUE      FUNCTION

    0.00000    0.0000E+00
    3.80000    0.0000E+00
    4.00000    0.1000E+01
    5.00000    0.1000E+01


NO. OF DISTRIBUTED LOAD CARDS     0
```

```
+-------------------------------------------------------------------------------------------------------------------------+
|                   PARATIEPLUS(TM)   NLS ENGINE RELEASE  2018.0    FULL VERSION  *Build date:Nov 13, 2017*               |
|                                                                                                                         |
|                                      NewProject.BaseDesignSection_28.A2M2R1_1213                                        |
|                                    Exe Time : 4 September 2018 18:00:41                                                 |
+-------------------------------------------------------------------------------------------------------------------------+
L O A D     B A L A N C E

STEP     1 TOTAL APPLIED LOAD IN DIR.  2  Y-DISPL.F       0.0000000
STEP     1 TOTAL APPLIED LOAD IN DIR.  4   X-ROT. F       0.0000000
STEP     1 TOTAL APPLIED LOAD IN DIR.  8  Y-DISPL.S       0.0000000
STEP     1 TOTAL APPLIED LOAD IN DIR. 10   X-ROT. S       0.0000000
STEP     1 TOTAL APPLIED LOAD IN DIR. 14  Y-FORCE         0.0000000

STEP     2 TOTAL APPLIED LOAD IN DIR.  2  Y-DISPL.F       0.0000000
STEP     2 TOTAL APPLIED LOAD IN DIR.  4   X-ROT. F       0.0000000
STEP     2 TOTAL APPLIED LOAD IN DIR.  8  Y-DISPL.S       0.0000000
STEP     2 TOTAL APPLIED LOAD IN DIR. 10   X-ROT. S       0.0000000
STEP     2 TOTAL APPLIED LOAD IN DIR. 14  Y-FORCE         0.0000000

STEP     3 TOTAL APPLIED LOAD IN DIR.  2  Y-DISPL.F       0.0000000
STEP     3 TOTAL APPLIED LOAD IN DIR.  4   X-ROT. F       0.0000000
STEP     3 TOTAL APPLIED LOAD IN DIR.  8  Y-DISPL.S       0.0000000
STEP     3 TOTAL APPLIED LOAD IN DIR. 10   X-ROT. S       0.0000000
STEP     3 TOTAL APPLIED LOAD IN DIR. 14  Y-FORCE         0.0000000

STEP     4 TOTAL APPLIED LOAD IN DIR.  2  Y-DISPL.F       0.0000000
STEP     4 TOTAL APPLIED LOAD IN DIR.  4   X-ROT. F       0.0000000
STEP     4 TOTAL APPLIED LOAD IN DIR.  8  Y-DISPL.S       0.0000000
STEP     4 TOTAL APPLIED LOAD IN DIR. 10   X-ROT. S       0.0000000
STEP     4 TOTAL APPLIED LOAD IN DIR. 14  Y-FORCE         0.0000000


                    LOAD INPUT SECTION COMPLETED
```

```
+-------------------------------------------------------------------------------------------------------------------------+
|                   PARATIEPLUS(TM)   NLS ENGINE RELEASE  2018.0    FULL VERSION  *Build date:Nov 13, 2017*              |
|                                                                                                                         |
|                                      NewProject.BaseDesignSection_28.A2M2R1_1213                                        |
|                                   Exe Time : 4 September 2018 18:00:41                                                  |
+-------------------------------------------------------------------------------------------------------------------------+


NO. OF LAYERS ..............................    2
NO. OF DATA PER LAYER.......................  100
```

```
+-------------------------------------------------------------------------------------------------------------------------+
|                   PARATIEPLUS(TM)   NLS ENGINE RELEASE  2018.0    FULL VERSION  *Build date:Nov 13, 2017*               |
|                                                                                                                         |
|                                     NewProject.BaseDesignSection_28.A2M2R1_1213                                         |
|                                  Exe Time : 4 September 2018 18:00:41                                                   |
+-------------------------------------------------------------------------------------------------------------------------+

LAYER DESCRIPTORS FOR STEP NO.    1


 NON ZERO LAYER DESCRIPTORS FOR LAYER NO.    1 FOR STEP NO.    1

ITEM NO.   1<NAME    >=  12.000     (BOTH WALLS)
ITEM NO.   2<NATURE  >=  1.0000     (BOTH WALLS)
ITEM NO.   3<LEVEL   >=  0.0000     (BOTH WALLS)
ITEM NO.   4<WALL    >=  1.0000     (BOTH WALLS)
ITEM NO.   5<GAMMAD  >=  16.000     (BOTH WALLS)
ITEM NO.   6<GAMMAB  >=  6.0000     (BOTH WALLS)
ITEM NO.   7<GAMMAW  >=  10.000     (BOTH WALLS)
ITEM NO.   9<U-FRICT >=  24.790     WALL NO.        1
ITEM NO.   9<U-FRICT >=  30.000     WALL NO.        2
ITEM NO.  10<U-KA    >= 0.40900     WALL NO.        1
ITEM NO.  11<U-KP    >=  3.1850     WALL NO.        1
ITEM NO.  12<K0-NC   >= 0.50000     (BOTH WALLS)
ITEM NO.  13<NEXP    >= 0.50000     (BOTH WALLS)
ITEM NO.  14<OCR     >=  1.0000     (BOTH WALLS)
ITEM NO.  16<MODEL   >=  1.0000     (BOTH WALLS)
ITEM NO.  17<EVC     >=  30000.     (BOTH WALLS)
ITEM NO.  18<EUR     >=  48000.     (BOTH WALLS)
ITEM NO.  27<U-PERM  >= 0.10000E-04 (BOTH WALLS)
ITEM NO.  52<D-NATURE>=  1.0000     (BOTH WALLS)
ITEM NO.  53<D-LEVEL >=  0.0000     (BOTH WALLS)
ITEM NO.  59<D-FRICT >=  24.790     WALL NO.        1
ITEM NO.  59<D-FRICT >=  30.000     WALL NO.        2
ITEM NO.  60<D-KA    >= 0.40900     WALL NO.        1
ITEM NO.  61<D-KP    >=  3.1850     WALL NO.        1
ITEM NO.  77<D-PERM  >= 0.10000E-04 (BOTH WALLS)

 NON ZERO LAYER DESCRIPTORS FOR LAYER NO.    2 FOR STEP NO.    1

ITEM NO.   1<NAME    >=  13.000     (BOTH WALLS)
ITEM NO.   2<NATURE  >=  1.0000     (BOTH WALLS)
ITEM NO.   3<LEVEL   >= -5.0000     (BOTH WALLS)
ITEM NO.   4<WALL    >=  1.0000     (BOTH WALLS)
ITEM NO.   5<GAMMAD  >=  16.000     (BOTH WALLS)
ITEM NO.   6<GAMMAB  >=  6.0000     (BOTH WALLS)
ITEM NO.   7<GAMMAW  >=  10.000     (BOTH WALLS)
ITEM NO.   8<U-COHE  >= 0.80000     WALL NO.        1
ITEM NO.   8<U-COHE  >=  1.0000     WALL NO.        2
ITEM NO.   9<U-FRICT >=  27.450     WALL NO.        1
ITEM NO.   9<U-FRICT >=  33.000     WALL NO.        2
ITEM NO.  10<U-KA    >= 0.36900     WALL NO.        1
ITEM NO.  11<U-KP    >=  3.6950     WALL NO.        1
ITEM NO.  12<K0-NC   >= 0.50000     (BOTH WALLS)
ITEM NO.  13<NEXP    >= 0.50000     (BOTH WALLS)
ITEM NO.  14<OCR     >=  1.0000     (BOTH WALLS)
ITEM NO.  16<MODEL   >=  1.0000     (BOTH WALLS)
ITEM NO.  17<EVC     >=  68000.     (BOTH WALLS)
ITEM NO.  18<EUR     >= 0.10880E+06 (BOTH WALLS)
ITEM NO.  27<U-PERM  >= 0.10000E-04 (BOTH WALLS)
ITEM NO.  52<D-NATURE>=  1.0000     (BOTH WALLS)
ITEM NO.  53<D-LEVEL >=  0.0000     (BOTH WALLS)
ITEM NO.  58<D-COHE  >= 0.80000     WALL NO.        1
ITEM NO.  58<D-COHE  >=  1.0000     WALL NO.        2
ITEM NO.  59<D-FRICT >=  27.450     WALL NO.        1
ITEM NO.  59<D-FRICT >=  33.000     WALL NO.        2
ITEM NO.  60<D-KA    >= 0.36900     WALL NO.        1
ITEM NO.  61<D-KP    >=  3.6950     WALL NO.        1
ITEM NO.  77<D-PERM  >= 0.10000E-04 (BOTH WALLS)

LAYER DESCRIPTORS FOR STEP NO.    2
```

```
 NON ZERO LAYER DESCRIPTORS FOR LAYER NO.    1 FOR STEP NO.    2

ITEM NO.   1<NAME    >=  12.000     (BOTH WALLS)
ITEM NO.   2<NATURE  >=  1.0000     (BOTH WALLS)
ITEM NO.   3<LEVEL   >=  0.0000     (BOTH WALLS)
ITEM NO.   4<WALL    >=  1.0000     (BOTH WALLS)
ITEM NO.   5<GAMMAD  >=  16.000     (BOTH WALLS)
ITEM NO.   6<GAMMAB  >=  6.0000     (BOTH WALLS)
ITEM NO.   7<GAMMAW  >=  10.000     (BOTH WALLS)
ITEM NO.   9<U-FRICT >=  24.790     WALL NO.        1
ITEM NO.   9<U-FRICT >=  30.000     WALL NO.        2
ITEM NO.  10<U-KA    >= 0.40900     WALL NO.        1
ITEM NO.  11<U-KP    >=  3.1850     WALL NO.        1
ITEM NO.  12<K0-NC   >= 0.50000     (BOTH WALLS)
ITEM NO.  13<NEXP    >= 0.50000     (BOTH WALLS)
ITEM NO.  14<OCR     >=  1.0000     (BOTH WALLS)
ITEM NO.  16<MODEL   >=  1.0000     (BOTH WALLS)
ITEM NO.  17<EVC     >=  30000.     (BOTH WALLS)
ITEM NO.  18<EUR     >=  48000.     (BOTH WALLS)
ITEM NO.  27<U-PERM  >= 0.10000E-04 (BOTH WALLS)
ITEM NO.  52<D-NATURE>=  1.0000     (BOTH WALLS)
ITEM NO.  53<D-LEVEL >=  0.0000     (BOTH WALLS)
ITEM NO.  59<D-FRICT >=  24.790     WALL NO.        1
ITEM NO.  59<D-FRICT >=  30.000     WALL NO.        2
ITEM NO.  60<D-KA    >= 0.40900     WALL NO.        1
ITEM NO.  61<D-KP    >=  3.1850     WALL NO.        1
ITEM NO.  77<D-PERM  >= 0.10000E-04 (BOTH WALLS)

 NON ZERO LAYER DESCRIPTORS FOR LAYER NO.    2 FOR STEP NO.    2

ITEM NO.   1<NAME    >=  13.000     (BOTH WALLS)
ITEM NO.   2<NATURE  >=  1.0000     (BOTH WALLS)
ITEM NO.   3<LEVEL   >= -5.0000     (BOTH WALLS)
ITEM NO.   4<WALL    >=  1.0000     (BOTH WALLS)
ITEM NO.   5<GAMMAD  >=  16.000     (BOTH WALLS)
ITEM NO.   6<GAMMAB  >=  6.0000     (BOTH WALLS)
ITEM NO.   7<GAMMAW  >=  10.000     (BOTH WALLS)
ITEM NO.   8<U-COHE  >= 0.80000     WALL NO.        1
ITEM NO.   8<U-COHE  >=  1.0000     WALL NO.        2
ITEM NO.   9<U-FRICT >=  27.450     WALL NO.        1
ITEM NO.   9<U-FRICT >=  33.000     WALL NO.        2
ITEM NO.  10<U-KA    >= 0.36900     WALL NO.        1
ITEM NO.  11<U-KP    >=  3.6950     WALL NO.        1
ITEM NO.  12<K0-NC   >= 0.50000     (BOTH WALLS)
ITEM NO.  13<NEXP    >= 0.50000     (BOTH WALLS)
ITEM NO.  14<OCR     >=  1.0000     (BOTH WALLS)
ITEM NO.  16<MODEL   >=  1.0000     (BOTH WALLS)
ITEM NO.  17<EVC     >=  68000.     (BOTH WALLS)
ITEM NO.  18<EUR     >= 0.10880E+06 (BOTH WALLS)
ITEM NO.  27<U-PERM  >= 0.10000E-04 (BOTH WALLS)
ITEM NO.  52<D-NATURE>=  1.0000     (BOTH WALLS)
ITEM NO.  53<D-LEVEL >=  0.0000     (BOTH WALLS)
ITEM NO.  58<D-COHE  >= 0.80000     WALL NO.        1
ITEM NO.  58<D-COHE  >=  1.0000     WALL NO.        2
ITEM NO.  59<D-FRICT >=  27.450     WALL NO.        1
ITEM NO.  59<D-FRICT >=  33.000     WALL NO.        2
ITEM NO.  60<D-KA    >= 0.36900     WALL NO.        1
ITEM NO.  61<D-KP    >=  3.6950     WALL NO.        1
ITEM NO.  77<D-PERM  >= 0.10000E-04 (BOTH WALLS)

LAYER DESCRIPTORS FOR STEP NO.    3

 NON ZERO LAYER DESCRIPTORS FOR LAYER NO.    1 FOR STEP NO.    3

ITEM NO.   1<NAME    >=  12.000     (BOTH WALLS)
ITEM NO.   2<NATURE  >=  1.0000     (BOTH WALLS)
ITEM NO.   3<LEVEL   >=  0.0000     (BOTH WALLS)
ITEM NO.   4<WALL    >=  1.0000     (BOTH WALLS)
ITEM NO.   5<GAMMAD  >=  16.000     (BOTH WALLS)
ITEM NO.   6<GAMMAB  >=  6.0000     (BOTH WALLS)
ITEM NO.   7<GAMMAW  >=  10.000     (BOTH WALLS)
```

```
ITEM NO.   9<U-FRICT >=  24.790     WALL NO.        1
ITEM NO.   9<U-FRICT >=  30.000     WALL NO.        2
ITEM NO.  10<U-KA    >= 0.40900     WALL NO.        1
ITEM NO.  11<U-KP    >=  3.1850     WALL NO.        1
ITEM NO.  12<K0-NC   >= 0.50000     (BOTH WALLS)
ITEM NO.  13<NEXP    >= 0.50000     (BOTH WALLS)
ITEM NO.  14<OCR     >=  1.0000     (BOTH WALLS)
ITEM NO.  16<MODEL   >=  1.0000     (BOTH WALLS)
ITEM NO.  17<EVC     >=  30000.     (BOTH WALLS)
ITEM NO.  18<EUR     >=  48000.     (BOTH WALLS)
ITEM NO.  27<U-PERM  >= 0.10000E-04 (BOTH WALLS)
ITEM NO.  52<D-NATURE>=  1.0000     (BOTH WALLS)
ITEM NO.  53<D-LEVEL >=  0.0000     (BOTH WALLS)
ITEM NO.  59<D-FRICT >=  24.790     WALL NO.        1
ITEM NO.  59<D-FRICT >=  30.000     WALL NO.        2
ITEM NO.  60<D-KA    >= 0.40900     WALL NO.        1
ITEM NO.  61<D-KP    >=  3.1850     WALL NO.        1
ITEM NO.  77<D-PERM  >= 0.10000E-04 (BOTH WALLS)

 NON ZERO LAYER DESCRIPTORS FOR LAYER NO.    2 FOR STEP NO.    3

ITEM NO.   1<NAME    >=  13.000     (BOTH WALLS)
ITEM NO.   2<NATURE  >=  1.0000     (BOTH WALLS)
ITEM NO.   3<LEVEL   >= -5.0000     (BOTH WALLS)
ITEM NO.   4<WALL    >=  1.0000     (BOTH WALLS)
ITEM NO.   5<GAMMAD  >=  16.000     (BOTH WALLS)
ITEM NO.   6<GAMMAB  >=  6.0000     (BOTH WALLS)
ITEM NO.   7<GAMMAW  >=  10.000     (BOTH WALLS)
ITEM NO.   8<U-COHE  >= 0.80000     WALL NO.        1
ITEM NO.   8<U-COHE  >=  1.0000     WALL NO.        2
ITEM NO.   9<U-FRICT >=  27.450     WALL NO.        1
ITEM NO.   9<U-FRICT >=  33.000     WALL NO.        2
ITEM NO.  10<U-KA    >= 0.36900     WALL NO.        1
ITEM NO.  11<U-KP    >=  3.6950     WALL NO.        1
ITEM NO.  12<K0-NC   >= 0.50000     (BOTH WALLS)
ITEM NO.  13<NEXP    >= 0.50000     (BOTH WALLS)
ITEM NO.  14<OCR     >=  1.0000     (BOTH WALLS)
ITEM NO.  16<MODEL   >=  1.0000     (BOTH WALLS)
ITEM NO.  17<EVC     >=  68000.     (BOTH WALLS)
ITEM NO.  18<EUR     >= 0.10880E+06 (BOTH WALLS)
ITEM NO.  27<U-PERM  >= 0.10000E-04 (BOTH WALLS)
ITEM NO.  52<D-NATURE>=  1.0000     (BOTH WALLS)
ITEM NO.  53<D-LEVEL >=  0.0000     (BOTH WALLS)
ITEM NO.  58<D-COHE  >= 0.80000     WALL NO.        1
ITEM NO.  58<D-COHE  >=  1.0000     WALL NO.        2
ITEM NO.  59<D-FRICT >=  27.450     WALL NO.        1
ITEM NO.  59<D-FRICT >=  33.000     WALL NO.        2
ITEM NO.  60<D-KA    >= 0.36900     WALL NO.        1
ITEM NO.  61<D-KP    >=  3.6950     WALL NO.        1
ITEM NO.  77<D-PERM  >= 0.10000E-04 (BOTH WALLS)

LAYER DESCRIPTORS FOR STEP NO.    4

 NON ZERO LAYER DESCRIPTORS FOR LAYER NO.    1 FOR STEP NO.    4

ITEM NO.   1<NAME    >=  12.000     (BOTH WALLS)
ITEM NO.   2<NATURE  >=  1.0000     (BOTH WALLS)
ITEM NO.   3<LEVEL   >=  0.0000     (BOTH WALLS)
ITEM NO.   4<WALL    >=  1.0000     (BOTH WALLS)
ITEM NO.   5<GAMMAD  >=  16.000     (BOTH WALLS)
ITEM NO.   6<GAMMAB  >=  6.0000     (BOTH WALLS)
ITEM NO.   7<GAMMAW  >=  10.000     (BOTH WALLS)
ITEM NO.   9<U-FRICT >=  24.790     WALL NO.        1
ITEM NO.   9<U-FRICT >=  30.000     WALL NO.        2
ITEM NO.  10<U-KA    >= 0.40900     WALL NO.        1
ITEM NO.  11<U-KP    >=  3.1850     WALL NO.        1
ITEM NO.  12<K0-NC   >= 0.50000     (BOTH WALLS)
ITEM NO.  13<NEXP    >= 0.50000     (BOTH WALLS)
ITEM NO.  14<OCR     >=  1.0000     (BOTH WALLS)
ITEM NO.  16<MODEL   >=  1.0000     (BOTH WALLS)
ITEM NO.  17<EVC     >=  30000.     (BOTH WALLS)
ITEM NO.  18<EUR     >=  48000.     (BOTH WALLS)
ITEM NO.  27<U-PERM  >= 0.10000E-04 (BOTH WALLS)
```

```
ITEM NO.  52<D-NATURE>=  1.0000     (BOTH WALLS)
ITEM NO.  53<D-LEVEL >=  0.0000     (BOTH WALLS)
ITEM NO.  59<D-FRICT >=  24.790     WALL NO.        1
ITEM NO.  59<D-FRICT >=  30.000     WALL NO.        2
ITEM NO.  60<D-KA    >= 0.40900     WALL NO.        1
ITEM NO.  61<D-KP    >=  3.1850     WALL NO.        1
ITEM NO.  77<D-PERM  >= 0.10000E-04 (BOTH WALLS)

 NON ZERO LAYER DESCRIPTORS FOR LAYER NO.    2 FOR STEP NO.    4

ITEM NO.   1<NAME    >=  13.000     (BOTH WALLS)
ITEM NO.   2<NATURE  >=  1.0000     (BOTH WALLS)
ITEM NO.   3<LEVEL   >= -5.0000     (BOTH WALLS)
ITEM NO.   4<WALL    >=  1.0000     (BOTH WALLS)
ITEM NO.   5<GAMMAD  >=  16.000     (BOTH WALLS)
ITEM NO.   6<GAMMAB  >=  6.0000     (BOTH WALLS)
ITEM NO.   7<GAMMAW  >=  10.000     (BOTH WALLS)
ITEM NO.   8<U-COHE  >= 0.80000     WALL NO.        1
ITEM NO.   8<U-COHE  >=  1.0000     WALL NO.        2
ITEM NO.   9<U-FRICT >=  27.450     WALL NO.        1
ITEM NO.   9<U-FRICT >=  33.000     WALL NO.        2
ITEM NO.  10<U-KA    >= 0.36900     WALL NO.        1
ITEM NO.  11<U-KP    >=  3.6950     WALL NO.        1
ITEM NO.  12<K0-NC   >= 0.50000     (BOTH WALLS)
ITEM NO.  13<NEXP    >= 0.50000     (BOTH WALLS)
ITEM NO.  14<OCR     >=  1.0000     (BOTH WALLS)
ITEM NO.  16<MODEL   >=  1.0000     (BOTH WALLS)
ITEM NO.  17<EVC     >=  68000.     (BOTH WALLS)
ITEM NO.  18<EUR     >= 0.10880E+06 (BOTH WALLS)
ITEM NO.  27<U-PERM  >= 0.10000E-04 (BOTH WALLS)
ITEM NO.  52<D-NATURE>=  1.0000     (BOTH WALLS)
ITEM NO.  53<D-LEVEL >=  0.0000     (BOTH WALLS)
ITEM NO.  58<D-COHE  >= 0.80000     WALL NO.        1
ITEM NO.  58<D-COHE  >=  1.0000     WALL NO.        2
ITEM NO.  59<D-FRICT >=  27.450     WALL NO.        1
ITEM NO.  59<D-FRICT >=  33.000     WALL NO.        2
ITEM NO.  60<D-KA    >= 0.36900     WALL NO.        1
ITEM NO.  61<D-KP    >=  3.6950     WALL NO.        1
ITEM NO.  77<D-PERM  >= 0.10000E-04 (BOTH WALLS)


DEFAULT WATER UNIT WEIGHT =  10.000
AVERAGED ON     8 VALUES
```

```
+-----------------------------------------------------------------------------------------------------------------------+
|                   PARATIEPLUS(TM)   NLS ENGINE RELEASE  2018.0    FULL VERSION  *Build date:Nov 13, 2017*              |
|                                                                                                                       |
|                                      NewProject.BaseDesignSection_28.A2M2R1_1213                                      |
|                                  Exe Time : 4 September 2018 18:00:41                                                 |
+-----------------------------------------------------------------------------------------------------------------------+

PHASE DESCRIPTORS


STEP  NO.     1
                                        LEFT WALL    RIGHT WALL
Y                                        0.000       -0.9990E+30
Z-PC                                     0.000         0.000
Z-EXCAVATION                             0.000         0.000
Z-WATER_TABLE                           -18.00       -0.9990E+30
Q_AT_THE_FREE_FIELD_LEVEL                0.000         0.000
ZQ                                       0.000         0.000
DZW_OF_THE_WATER_TABLE                   0.000         0.000
QS_ON_THE_EXCAVATION_SIDE                0.000         0.000
ZQS                                    -0.9990E+30   -0.9990E+30
ZCUT                                     0.000         0.000
BALANCE LEVEL FOR PORE PRESSURES        -7.500        -7.500
WATER_BEHAVIOUR_FLAG (LINING OPT)        0.000         0.000
PORE_UPDATE_FLAG                         0.000         0.000
PORE_TAB. _FLAG (gt.0= use tabs)         0.000         0.000
lateral thrusts reduction elevatio       0.000         0.000
Downhill reduction factor for effe       0.000         0.000
Downhill reduction factor for pore       0.000         0.000
Uphill reduction factor for effect       0.000         0.000
Uphill reduction factor for pore p       0.000         0.000
SEISMIC HORIZONTAL ACCEL. Kh [g]         0.000         0.000
UPHILL VERTICAL ACCEL.  Kv_uh [g]        0.000         0.000
DOWNHILL VERTICAL ACCEL.Kv_dh [g]        0.000         0.000
UPHILL BETA ANGLE (SLOPE) [deg]          0.000         0.000
UPHILL DELTA/PHI RATIO                   0.000         0.000
DOWNHILL BETA ANGLE (SLOPE) [deg]        0.000         0.000
DOWNHILL DELTA/PHI RATIO                 0.000         0.000
DYN.WATER BEHAVIOUR                      0.000         0.000
Excess pore pressure RATIO Ru            0.000         0.000
SEISMIC PRESSURE LOWER VALUE             0.000         0.000
SEISMIC PRESSURE UPPER VALUE             0.000         0.000
SEISMIC PRESSURE LOWER LEVEL             0.000         0.000
SEISMIC PRESSURE UPPER LEVEL             0.000         0.000

=========================================================================================================end of step    1


STEP  NO.     2
                                        LEFT WALL    RIGHT WALL
Y                                        0.000       -0.9990E+30
Z-PC                                     0.000         0.000
Z-EXCAVATION                            -3.500         0.000
Z-WATER_TABLE                           -18.00       -0.9990E+30
Q_AT_THE_FREE_FIELD_LEVEL                0.000         0.000
ZQ                                       0.000         0.000
DZW_OF_THE_WATER_TABLE                   0.000         0.000
QS_ON_THE_EXCAVATION_SIDE                0.000         0.000
ZQS                                    -0.9990E+30   -0.9990E+30
ZCUT                                     0.000         0.000
BALANCE LEVEL FOR PORE PRESSURES        -7.500        -7.500
WATER_BEHAVIOUR_FLAG (LINING OPT)        0.000         0.000
PORE_UPDATE_FLAG                         0.000         0.000
PORE_TAB. _FLAG (gt.0= use tabs)         0.000         0.000
lateral thrusts reduction elevatio       0.000         0.000
Downhill reduction factor for effe       0.000         0.000
Downhill reduction factor for pore       0.000         0.000
Uphill reduction factor for effect       0.000         0.000
Uphill reduction factor for pore p       0.000         0.000
SEISMIC HORIZONTAL ACCEL. Kh [g]         0.000         0.000
UPHILL VERTICAL ACCEL.  Kv_uh [g]        0.000         0.000
```

DOWNHILL VERTICAL ACCEL.Kv_dh [g]	0.000	0.000
UPHILL BETA ANGLE (SLOPE) [deg]	0.000	0.000
UPHILL DELTA/PHI RATIO	0.000	0.000
DOWNHILL BETA ANGLE (SLOPE) [deg]	0.000	0.000
DOWNHILL DELTA/PHI RATIO	0.000	0.000
DYN.WATER BEHAVIOUR	0.000	0.000
Excess pore pressure RATIO Ru	0.000	0.000
SEISMIC PRESSURE LOWER VALUE	0.000	0.000
SEISMIC PRESSURE UPPER VALUE	0.000	0.000
SEISMIC PRESSURE LOWER LEVEL	0.000	0.000
SEISMIC PRESSURE UPPER LEVEL	0.000	0.000

==========end of step 2

STEP NO. 3

	LEFT WALL	RIGHT WALL
Y	0.000	-0.9990E+30
Z-PC	0.000	0.000
Z-EXCAVATION	-3.300	0.000
Z-WATER_TABLE	-18.00	-0.9990E+30
Q_AT_THE_FREE_FIELD_LEVEL	0.000	0.000
ZQ	0.000	0.000
DZW_OF_THE_WATER_TABLE	0.000	0.000
QS_ON_THE_EXCAVATION_SIDE	0.000	0.000
ZQS	-0.9990E+30	-0.9990E+30
ZCUT	0.000	0.000
BALANCE LEVEL FOR PORE PRESSURES	-7.500	-7.500
WATER_BEHAVIOUR_FLAG (LINING OPT)	0.000	0.000
PORE_UPDATE_FLAG	0.000	0.000
PORE_TAB. _FLAG (gt.0= use tabs)	0.000	0.000
lateral thrusts reduction elevatio	0.000	0.000
Downhill reduction factor for effe	0.000	0.000
Downhill reduction factor for pore	0.000	0.000
Uphill reduction factor for effect	0.000	0.000
Uphill reduction factor for pore p	0.000	0.000
SEISMIC HORIZONTAL ACCEL. Kh [g]	0.000	0.000
UPHILL VERTICAL ACCEL. Kv_uh [g]	0.000	0.000
DOWNHILL VERTICAL ACCEL.Kv_dh [g]	0.000	0.000
UPHILL BETA ANGLE (SLOPE) [deg]	0.000	0.000
UPHILL DELTA/PHI RATIO	0.000	0.000
DOWNHILL BETA ANGLE (SLOPE) [deg]	0.000	0.000
DOWNHILL DELTA/PHI RATIO	0.000	0.000
DYN.WATER BEHAVIOUR	0.000	0.000
Excess pore pressure RATIO Ru	0.000	0.000
SEISMIC PRESSURE LOWER VALUE	0.000	0.000
SEISMIC PRESSURE UPPER VALUE	0.000	0.000
SEISMIC PRESSURE LOWER LEVEL	0.000	0.000
SEISMIC PRESSURE UPPER LEVEL	0.000	0.000

==========end of step 3

STEP NO. 4

	LEFT WALL	RIGHT WALL
Y	0.000	-0.9990E+30
Z-PC	0.000	0.000
Z-EXCAVATION	-3.300	0.000
Z-WATER_TABLE	-18.00	-0.9990E+30
Q_AT_THE_FREE_FIELD_LEVEL	0.000	0.000
ZQ	0.000	0.000
DZW_OF_THE_WATER_TABLE	0.000	0.000
QS_ON_THE_EXCAVATION_SIDE	0.000	0.000
ZQS	-0.9990E+30	-0.9990E+30
ZCUT	0.000	0.000
BALANCE LEVEL FOR PORE PRESSURES	-7.500	-7.500
WATER_BEHAVIOUR_FLAG (LINING OPT)	0.000	0.000
PORE_UPDATE_FLAG	0.000	0.000
PORE_TAB. _FLAG (gt.0= use tabs)	0.000	0.000
lateral thrusts reduction elevatio	0.000	0.000
Downhill reduction factor for effe	0.000	0.000
Downhill reduction factor for pore	0.000	0.000
Uphill reduction factor for effect	0.000	0.000
Uphill reduction factor for pore p	0.000	0.000

```
SEISMIC HORIZONTAL ACCEL. Kh [g]        0.000         0.000
UPHILL VERTICAL ACCEL.  Kv_uh [g]       0.000         0.000
DOWNHILL VERTICAL ACCEL.Kv_dh [g]       0.000         0.000
UPHILL BETA ANGLE (SLOPE) [deg]         0.000         0.000
UPHILL DELTA/PHI RATIO                  0.000         0.000
DOWNHILL BETA ANGLE (SLOPE) [deg]       0.000         0.000
DOWNHILL DELTA/PHI RATIO                0.000         0.000
DYN.WATER BEHAVIOUR                     0.000         0.000
Excess pore pressure RATIO Ru           0.000         0.000
SEISMIC PRESSURE LOWER VALUE            0.000         0.000
SEISMIC PRESSURE UPPER VALUE            0.000         0.000
SEISMIC PRESSURE LOWER LEVEL            0.000         0.000
SEISMIC PRESSURE UPPER LEVEL            0.000         0.000

==========================================================================================================end of step    4


 LEFT-HAND WALL

 LOWER  LEVEL          -7.50000
 UPPER  LEVEL           0.00000

 RIGHT-HAND WALL

 LOWER  LEVEL          -7.50000
 UPPER  LEVEL           0.00000



 ELEMENT GROUPS BACKUP AREA CAN STAY IN CORE AT
 POSITION        3655

 NO. OF D.P.W  FOR THIS AREA       5585
 MAX NO. OF D.P.W. AVAILABLE      81920
 ** MAX NO OF ITERATIONS SET TO          40

ITER     0 RNORM = 0.000     RMNORM= 0.000
           RINORM= 3509.     RIMNOR= 0.000
           RENORM= 0.000     REMNOR= 0.000     RATIO = 0.000     TOLER =0.1000E-03      CONVERGED !
           RFMAX = 11.68     RMMAX = 0.000
           RTSMAL=0.1000E-03 RMSMAL= 0.000
           RDT   = 3509.     RDR   = 0.000
           RATIOT= 0.000     RATIOR= 0.000
           MAX UN= 0.000     IEQ=   194 NODE     39 DOF   4   X-ROT. S
           MIN UN= 0.000     IEQ=     1 NODE      1 DOF   1  Y-DISPL.F
           NO. OF CONTACT CONSTRAINT VIOLATIONS     0
```

```
+-------------------------------------------------------------------------------------------------------------------------+
|                   PARATIEPLUS(TM)   NLS ENGINE RELEASE  2018.0    FULL VERSION  *Build date:Nov 13, 2017*              |
|                                                                                                                         |
|                                     NewProject.BaseDesignSection_28.A2M2R1_1213                                         |
|                                  Exe Time : 4 September 2018 18:00:41                                                   |
+-------------------------------------------------------------------------------------------------------------------------+
New Project
SOLUTION REACHED USING     0 ITERATIONS ON   40

no equilibrium iterations were performed to
obtain current solution

P R I N T   O U T   F O R   T I M E   S T E P    1     ( AT TIME   1.000     )

PRINT OUT OF ACTIVE COMPONENTS (FIXED NODES ARE NOT PRINTED OUT)
```

	Y-DISPL.F (02)	X-ROT. F (04)	Y-DISPL.S (08)	X-ROT. S (10)	Y-FORCE (14)	GAP	C-FORCE
1	0.000000	0.000000	0.000000	0.000000	0.000000	0.000000	0.000000
2	0.000000	0.000000	0.000000	0.000000	0.000000	0.000000	0.000000
3	0.000000	0.000000	0.000000	0.000000	0.000000	0.000000	0.000000
4	0.000000	0.000000	0.000000	0.000000	0.000000	0.000000	0.000000
5	0.000000	0.000000	0.000000	0.000000	0.000000	0.000000	0.000000
6	0.000000	0.000000	0.000000	0.000000	0.000000	0.000000	0.000000
7	0.000000	0.000000	0.000000	0.000000	0.000000	0.000000	0.000000
8	0.000000	0.000000	0.000000	0.000000	0.000000	0.000000	0.000000
9	0.000000	0.000000	0.000000	0.000000	0.000000	0.000000	0.000000
10	0.000000	0.000000	0.000000	0.000000	0.000000	0.000000	0.000000
11	0.000000	0.000000	0.000000	0.000000	0.000000	0.000000	0.000000
12	0.000000	0.000000	0.000000	0.000000	0.000000	0.000000	0.000000
13	0.000000	0.000000	0.000000	0.000000	0.000000	0.000000	0.000000
14	0.000000	0.000000	0.000000	0.000000	0.000000	0.000000	0.000000
15	0.000000	0.000000	0.000000	0.000000	0.000000	0.000000	0.000000
16	0.000000	0.000000	0.000000	0.000000	0.000000	0.000000	0.000000
17	0.000000	0.000000	0.000000	0.000000	0.000000	0.000000	0.000000
18	0.000000	0.000000	0.000000	0.000000	0.000000	0.000000	0.000000
19	0.000000	0.000000	0.000000	0.000000	0.000000	0.000000	0.000000
20	0.000000	0.000000	0.000000	0.000000	0.000000	0.000000	0.000000
21	0.000000	0.000000	0.000000	0.000000	0.000000	0.000000	0.000000
22	0.000000	0.000000	0.000000	0.000000	0.000000	0.000000	0.000000
23	0.000000	0.000000	0.000000	0.000000	0.000000	0.000000	0.000000
24	0.000000	0.000000	0.000000	0.000000	0.000000	0.000000	0.000000
25	0.000000	0.000000	0.000000	0.000000	0.000000	0.000000	0.000000
26	0.000000	0.000000	0.000000	0.000000	0.000000	0.000000	0.000000
27	0.000000	0.000000	0.000000	0.000000	0.000000	0.000000	0.000000
28	0.000000	0.000000	0.000000	0.000000	0.000000	0.000000	0.000000
29	0.000000	0.000000	0.000000	0.000000	0.000000	0.000000	0.000000
30	0.000000	0.000000	0.000000	0.000000	0.000000	0.000000	0.000000
31	0.000000	0.000000	0.000000	0.000000	0.000000	0.000000	0.000000
32	0.000000	0.000000	0.000000	0.000000	0.000000	0.000000	0.000000
33	0.000000	0.000000	0.000000	0.000000	0.000000	0.000000	0.000000
34	0.000000	0.000000	0.000000	0.000000	0.000000	0.000000	0.000000
35	0.000000	0.000000	0.000000	0.000000	0.000000	0.000000	0.000000
36	0.000000	0.000000	0.000000	0.000000	0.000000	0.000000	0.000000
37	0.000000	0.000000	0.000000	0.000000	0.000000	0.000000	0.000000
38	0.000000	0.000000	0.000000	0.000000	0.000000	0.000000	0.000000
39	0.000000	0.000000	0.000000	0.000000	0.000000	0.000000	0.000000

```
+-------------------------------------------------------------------------------------------------------------------------------+
|                  PARATIEPLUS(TM)   NLS ENGINE RELEASE  2018.0    FULL VERSION  *Build date:Nov 13, 2017*                    |
|                                                                                                                               |
|                                    NewProject.BaseDesignSection_28.A2M2R1_1213                                                |
|                                  Exe Time : 4 September 2018 18:00:41                                                         |
+-------------------------------------------------------------------------------------------------------------------------------+
New Project


S T R E S S   R E S U L T S   F O R   G R O U P   N O.   1

0_L                                                          :
ELEMENT TYPE    5 NO.OF ELEMENTS. IN THIS GROUP   39
C U R R E N T   T I M E   I S      1.0000

 HARDENING 2D SOIL ELEMENT

 ****** TOTAL STRESS FORMULATION *****

  EL *   FORCE     DISPL-Y  VERTICAL-P  HORIZON.-P     MAX-V-P     MAX-H-P           STATE   STIFFNESS Z-LEVEL      PORE
E FACTOR    UFACTOR       Peq           Su_a         Su_p     LAYER
 ------------------------------------------------------------------------------------------------------------------------------
-------------------------------------------------------------------------------------------
   1 D   0.000       0.000       0.000       0.000       0.000       0.000             V-C  4.6901E+04   0.000       0.000
1.000       1.000       0.000       0.000       0.000     DI1_164_167_L_0
   2 D  0.3200       0.000       3.200       1.600       3.200       1.600             V-C  4.6901E+04 -0.2000       0.000
1.000       1.000       1.600       0.000       0.000     DI1_164_167_L_0
   3 D  0.6400       0.000       6.400       3.200       6.400       3.200             V-C  4.6901E+04 -0.4000       0.000
1.000       1.000       3.200       0.000       0.000     DI1_164_167_L_0
   4 D  0.9600       0.000       9.600       4.800       9.600       4.800             V-C  4.6901E+04 -0.6000       0.000
1.000       1.000       4.800       0.000       0.000     DI1_164_167_L_0
   5 D   1.280       0.000       12.80       6.400       12.80       6.400             V-C  4.6901E+04 -0.8000       0.000
1.000       1.000       6.400       0.000       0.000     DI1_164_167_L_0
   6 D   1.600       0.000       16.00       8.000       16.00       8.000             V-C  4.6901E+04  -1.000       0.000
1.000       1.000       8.000       0.000       0.000     DI1_164_167_L_0
   7 D   1.920       0.000       19.20       9.600       19.20       9.600             V-C  4.6901E+04  -1.200       0.000
1.000       1.000       9.600       0.000       0.000     DI1_164_167_L_0
   8 D   2.240       0.000       22.40       11.20       22.40       11.20             V-C  4.6901E+04  -1.400       0.000
1.000       1.000       11.20       0.000       0.000     DI1_164_167_L_0
   9 D   2.560       0.000       25.60       12.80       25.60       12.80             V-C  4.6901E+04  -1.600       0.000
1.000       1.000       12.80       0.000       0.000     DI1_164_167_L_0
  10 D   2.880       0.000       28.80       14.40       28.80       14.40             V-C  4.6901E+04  -1.800       0.000
1.000       1.000       14.40       0.000       0.000     DI1_164_167_L_0
  11 D   3.200       0.000       32.00       16.00       32.00       16.00             V-C  4.6901E+04  -2.000       0.000
1.000       1.000       16.00       0.000       0.000     DI1_164_167_L_0
  12 D   3.520       0.000       35.20       17.60       35.20       17.60             V-C  4.6901E+04  -2.200       0.000
1.000       1.000       17.60       0.000       0.000     DI1_164_167_L_0
  13 D   3.840       0.000       38.40       19.20       38.40       19.20             V-C  4.6901E+04  -2.400       0.000
1.000       1.000       19.20       0.000       0.000     DI1_164_167_L_0
  14 D   4.160       0.000       41.60       20.80       41.60       20.80             V-C  4.6901E+04  -2.600       0.000
1.000       1.000       20.80       0.000       0.000     DI1_164_167_L_0
  15 D   4.480       0.000       44.80       22.40       44.80       22.40             V-C  4.6901E+04  -2.800       0.000
1.000       1.000       22.40       0.000       0.000     DI1_164_167_L_0
  16 D   4.800       0.000       48.00       24.00       48.00       24.00             V-C  4.6901E+04  -3.000       0.000
1.000       1.000       24.00       0.000       0.000     DI1_164_167_L_0
  17 D   3.840       0.000       51.20       25.60       51.20       25.60             V-C  4.6901E+04  -3.200       0.000
1.000       1.000       25.60       0.000       0.000     DI1_164_167_L_0
  18 D   3.960       0.000       52.80       26.40       52.80       26.40             V-C  4.6901E+04  -3.300       0.000
1.000       1.000       26.40       0.000       0.000     DI1_164_167_L_0
  19 D   5.600       0.000       56.00       28.00       56.00       28.00             V-C  4.6901E+04  -3.500       0.000
1.000       1.000       28.00       0.000       0.000     DI1_164_167_L_0
  20 D   5.920       0.000       59.20       29.60       59.20       29.60             V-C  4.6901E+04  -3.700       0.000
1.000       1.000       29.60       0.000       0.000     DI1_164_167_L_0
  21 D   6.240       0.000       62.40       31.20       62.40       31.20             V-C  4.6901E+04  -3.900       0.000
1.000       1.000       31.20       0.000       0.000     DI1_164_167_L_0
  22 D   6.560       0.000       65.60       32.80       65.60       32.80             V-C  4.6901E+04  -4.100       0.000
1.000       1.000       32.80       0.000       0.000     DI1_164_167_L_0
  23 D   6.880       0.000       68.80       34.40       68.80       34.40             V-C  4.6901E+04  -4.300       0.000
1.000       1.000       34.40       0.000       0.000     DI1_164_167_L_0
  24 D   7.200       0.000       72.00       36.00       72.00       36.00             V-C  4.6901E+04  -4.500       0.000
1.000       1.000       36.00       0.000       0.000     DI1_164_167_L_0
```

```
  25 D   7.520       0.000       75.20       37.60       75.20       37.60          V-C  4.6901E+04  -4.700       0.000
1.000       1.000       37.60       0.000       0.000     DI1_164_167_L_0
  26 D   7.840       0.000       78.40       39.20       78.40       39.20          V-C  4.6901E+04  -4.900       0.000
1.000       1.000       39.20       0.000       0.000     DI1_164_167_L_0
  27 D   8.160       0.000       81.60       40.80       81.60       40.80          V-C  1.1195E+05  -5.100       0.000
1.000       1.000       40.80       0.000       0.000     DI2_165_168_L_0
  28 D   8.480       0.000       84.80       42.40       84.80       42.40          V-C  1.1195E+05  -5.300       0.000
1.000       1.000       42.40       0.000       0.000     DI2_165_168_L_0
  29 D   8.800       0.000       88.00       44.00       88.00       44.00          V-C  1.1195E+05  -5.500       0.000
1.000       1.000       44.00       0.000       0.000     DI2_165_168_L_0
  30 D   9.120       0.000       91.20       45.60       91.20       45.60          V-C  1.1195E+05  -5.700       0.000
1.000       1.000       45.60       0.000       0.000     DI2_165_168_L_0
  31 D   9.440       0.000       94.40       47.20       94.40       47.20          V-C  1.1195E+05  -5.900       0.000
1.000       1.000       47.20       0.000       0.000     DI2_165_168_L_0
  32 D   9.760       0.000       97.60       48.80       97.60       48.80          V-C  1.1195E+05  -6.100       0.000
1.000       1.000       48.80       0.000       0.000     DI2_165_168_L_0
  33 D   10.08       0.000       100.8       50.40       100.8       50.40          V-C  1.1195E+05  -6.300       0.000
1.000       1.000       50.40       0.000       0.000     DI2_165_168_L_0
  34 D   10.40       0.000       104.0       52.00       104.0       52.00          V-C  1.1195E+05  -6.500       0.000
1.000       1.000       52.00       0.000       0.000     DI2_165_168_L_0
  35 D   10.72       0.000       107.2       53.60       107.2       53.60          V-C  1.1195E+05  -6.700       0.000
1.000       1.000       53.60       0.000       0.000     DI2_165_168_L_0
  36 D   11.04       0.000       110.4       55.20       110.4       55.20          V-C  1.1195E+05  -6.900       0.000
1.000       1.000       55.20       0.000       0.000     DI2_165_168_L_0
  37 D   11.36       0.000       113.6       56.80       113.6       56.80          V-C  1.1195E+05  -7.100       0.000
1.000       1.000       56.80       0.000       0.000     DI2_165_168_L_0
  38 D   11.68       0.000       116.8       58.40       116.8       58.40          V-C  1.1195E+05  -7.300       0.000
1.000       1.000       58.40       0.000       0.000     DI2_165_168_L_0
  39 D   6.000       0.000       120.0       60.00       120.0       60.00          V-C  1.1195E+05  -7.500       0.000
1.000       1.000       60.00       0.000       0.000     DI2_165_168_L_0
```

```
+-------------------------------------------------------------------------------------------------------------------------------+
|                   PARATIEPLUS(TM)   NLS ENGINE RELEASE  2018.0    FULL VERSION  *Build date:Nov 13, 2017*                    |
|                                                                                                                               |
|                                     NewProject.BaseDesignSection_28.A2M2R1_1213                                               |
|                                  Exe Time : 4 September 2018 18:00:41                                                         |
+-------------------------------------------------------------------------------------------------------------------------------+
New Project


S T R E S S   R E S U L T S   F O R   G R O U P   N O.   2

0_R                                                          :
ELEMENT TYPE    5 NO.OF ELEMENTS. IN THIS GROUP   39
C U R R E N T   T I M E   I S      1.0000

 HARDENING 2D SOIL ELEMENT

 ****** TOTAL STRESS FORMULATION *****

  EL *   FORCE     DISPL-Y  VERTICAL-P  HORIZON.-P     MAX-V-P     MAX-H-P           STATE   STIFFNESS Z-LEVEL      PORE
E FACTOR    UFACTOR       Peq           Su_a         Su_p     LAYER
 ------------------------------------------------------------------------------------------------------------------------------
-------------------------------------------------------------------------------------------
   1 D   0.000       0.000       0.000       0.000       0.000       0.000             V-C  3.8379E+04   0.000       0.000
1.000       1.000       0.000       0.000       0.000     DI1_164_167_L_0
   2 D  0.3200       0.000       3.200       1.600       3.200       1.600             V-C  3.8379E+04 -0.2000       0.000
1.000       1.000       1.600       0.000       0.000     DI1_164_167_L_0
   3 D  0.6400       0.000       6.400       3.200       6.400       3.200             V-C  3.8379E+04 -0.4000       0.000
1.000       1.000       3.200       0.000       0.000     DI1_164_167_L_0
   4 D  0.9600       0.000       9.600       4.800       9.600       4.800             V-C  3.8379E+04 -0.6000       0.000
1.000       1.000       4.800       0.000       0.000     DI1_164_167_L_0
   5 D   1.280       0.000       12.80       6.400       12.80       6.400             V-C  3.8379E+04 -0.8000       0.000
1.000       1.000       6.400       0.000       0.000     DI1_164_167_L_0
   6 D   1.600       0.000       16.00       8.000       16.00       8.000             V-C  3.8379E+04  -1.000       0.000
1.000       1.000       8.000       0.000       0.000     DI1_164_167_L_0
   7 D   1.920       0.000       19.20       9.600       19.20       9.600             V-C  3.8379E+04  -1.200       0.000
1.000       1.000       9.600       0.000       0.000     DI1_164_167_L_0
   8 D   2.240       0.000       22.40       11.20       22.40       11.20             V-C  3.8379E+04  -1.400       0.000
1.000       1.000       11.20       0.000       0.000     DI1_164_167_L_0
   9 D   2.560       0.000       25.60       12.80       25.60       12.80             V-C  3.8379E+04  -1.600       0.000
1.000       1.000       12.80       0.000       0.000     DI1_164_167_L_0
  10 D   2.880       0.000       28.80       14.40       28.80       14.40             V-C  3.8379E+04  -1.800       0.000
1.000       1.000       14.40       0.000       0.000     DI1_164_167_L_0
  11 D   3.200       0.000       32.00       16.00       32.00       16.00             V-C  3.8379E+04  -2.000       0.000
1.000       1.000       16.00       0.000       0.000     DI1_164_167_L_0
  12 D   3.520       0.000       35.20       17.60       35.20       17.60             V-C  3.8379E+04  -2.200       0.000
1.000       1.000       17.60       0.000       0.000     DI1_164_167_L_0
  13 D   3.840       0.000       38.40       19.20       38.40       19.20             V-C  3.8379E+04  -2.400       0.000
1.000       1.000       19.20       0.000       0.000     DI1_164_167_L_0
  14 D   4.160       0.000       41.60       20.80       41.60       20.80             V-C  3.8379E+04  -2.600       0.000
1.000       1.000       20.80       0.000       0.000     DI1_164_167_L_0
  15 D   4.480       0.000       44.80       22.40       44.80       22.40             V-C  3.8379E+04  -2.800       0.000
1.000       1.000       22.40       0.000       0.000     DI1_164_167_L_0
  16 D   4.800       0.000       48.00       24.00       48.00       24.00             V-C  3.8379E+04  -3.000       0.000
1.000       1.000       24.00       0.000       0.000     DI1_164_167_L_0
  17 D   3.840       0.000       51.20       25.60       51.20       25.60             V-C  3.8379E+04  -3.200       0.000
1.000       1.000       25.60       0.000       0.000     DI1_164_167_L_0
  18 D   3.960       0.000       52.80       26.40       52.80       26.40             V-C  3.8379E+04  -3.300       0.000
1.000       1.000       26.40       0.000       0.000     DI1_164_167_L_0
  19 D   5.600       0.000       56.00       28.00       56.00       28.00             V-C  3.8379E+04  -3.500       0.000
1.000       1.000       28.00       0.000       0.000     DI1_164_167_L_0
  20 D   5.920       0.000       59.20       29.60       59.20       29.60             V-C  3.8379E+04  -3.700       0.000
1.000       1.000       29.60       0.000       0.000     DI1_164_167_L_0
  21 D   6.240       0.000       62.40       31.20       62.40       31.20             V-C  3.8379E+04  -3.900       0.000
1.000       1.000       31.20       0.000       0.000     DI1_164_167_L_0
  22 D   6.560       0.000       65.60       32.80       65.60       32.80             V-C  3.8379E+04  -4.100       0.000
1.000       1.000       32.80       0.000       0.000     DI1_164_167_L_0
  23 D   6.880       0.000       68.80       34.40       68.80       34.40             V-C  3.8379E+04  -4.300       0.000
1.000       1.000       34.40       0.000       0.000     DI1_164_167_L_0
  24 D   7.200       0.000       72.00       36.00       72.00       36.00             V-C  3.8379E+04  -4.500       0.000
1.000       1.000       36.00       0.000       0.000     DI1_164_167_L_0
```

```
  25 D   7.520       0.000       75.20       37.60       75.20       37.60          V-C  3.8379E+04  -4.700       0.000
1.000       1.000       37.60       0.000       0.000     DI1_164_167_L_0
  26 D   7.840       0.000       78.40       39.20       78.40       39.20          V-C  3.8379E+04  -4.900       0.000
1.000       1.000       39.20       0.000       0.000     DI1_164_167_L_0
  27 D   8.160       0.000       81.60       40.80       81.60       40.80          V-C  8.2608E+04  -5.100       0.000
1.000       1.000       40.80       0.000       0.000     DI2_165_168_L_0
  28 D   8.480       0.000       84.80       42.40       84.80       42.40          V-C  8.2608E+04  -5.300       0.000
1.000       1.000       42.40       0.000       0.000     DI2_165_168_L_0
  29 D   8.800       0.000       88.00       44.00       88.00       44.00          V-C  8.2608E+04  -5.500       0.000
1.000       1.000       44.00       0.000       0.000     DI2_165_168_L_0
  30 D   9.120       0.000       91.20       45.60       91.20       45.60          V-C  8.2608E+04  -5.700       0.000
1.000       1.000       45.60       0.000       0.000     DI2_165_168_L_0
  31 D   9.440       0.000       94.40       47.20       94.40       47.20          V-C  8.2608E+04  -5.900       0.000
1.000       1.000       47.20       0.000       0.000     DI2_165_168_L_0
  32 D   9.760       0.000       97.60       48.80       97.60       48.80          V-C  8.2608E+04  -6.100       0.000
1.000       1.000       48.80       0.000       0.000     DI2_165_168_L_0
  33 D   10.08       0.000       100.8       50.40       100.8       50.40          V-C  8.2608E+04  -6.300       0.000
1.000       1.000       50.40       0.000       0.000     DI2_165_168_L_0
  34 D   10.40       0.000       104.0       52.00       104.0       52.00          V-C  8.2608E+04  -6.500       0.000
1.000       1.000       52.00       0.000       0.000     DI2_165_168_L_0
  35 D   10.72       0.000       107.2       53.60       107.2       53.60          V-C  8.2608E+04  -6.700       0.000
1.000       1.000       53.60       0.000       0.000     DI2_165_168_L_0
  36 D   11.04       0.000       110.4       55.20       110.4       55.20          V-C  8.2608E+04  -6.900       0.000
1.000       1.000       55.20       0.000       0.000     DI2_165_168_L_0
  37 D   11.36       0.000       113.6       56.80       113.6       56.80          V-C  8.2608E+04  -7.100       0.000
1.000       1.000       56.80       0.000       0.000     DI2_165_168_L_0
  38 D   11.68       0.000       116.8       58.40       116.8       58.40          V-C  8.2608E+04  -7.300       0.000
1.000       1.000       58.40       0.000       0.000     DI2_165_168_L_0
  39 D   6.000       0.000       120.0       60.00       120.0       60.00          V-C  8.2608E+04  -7.500       0.000
1.000       1.000       60.00       0.000       0.000     DI2_165_168_L_0
```

```
+-----------------------------------------------------------------------------------------------------------------------+
|                  PARATIEPLUS(TM)   NLS ENGINE RELEASE  2018.0    FULL VERSION  *Build date:Nov 13, 2017*              |
|                                                                                                                       |
|                                     NewProject.BaseDesignSection_28.A2M2R1_1213                                       |
|                                 Exe Time : 4 September 2018 18:00:41                                                  |
+-----------------------------------------------------------------------------------------------------------------------+
New Project


S T R E S S   R E S U L T S   F O R   G R O U P   N O.   3

WallElement_33                                                :
ELEMENT TYPE    2 NO.OF ELEMENTS. IN THIS GROUP   38
C U R R E N T   T I M E   I S     1.0000

 WALL2D ELEMENT

   EL      TA          TB          MA          MB
-----------------------------------------------------
    1  0.0000      0.0000      0.0000      0.0000
    2  0.0000      0.0000      0.0000      0.0000
    3  0.0000      0.0000      0.0000      0.0000
    4  0.0000      0.0000      0.0000      0.0000
    5  0.0000      0.0000      0.0000      0.0000
    6  0.0000      0.0000      0.0000      0.0000
    7  0.0000      0.0000      0.0000      0.0000
    8  0.0000      0.0000      0.0000      0.0000
    9  0.0000      0.0000      0.0000      0.0000
   10  0.0000      0.0000      0.0000      0.0000
   11  0.0000      0.0000      0.0000      0.0000
   12  0.0000      0.0000      0.0000      0.0000
   13  0.0000      0.0000      0.0000      0.0000
   14  0.0000      0.0000      0.0000      0.0000
   15  0.0000      0.0000      0.0000      0.0000
   16  0.0000      0.0000      0.0000      0.0000
   17  0.0000      0.0000      0.0000      0.0000
   18  0.0000      0.0000      0.0000      0.0000
   19  0.0000      0.0000      0.0000      0.0000
   20  0.0000      0.0000      0.0000      0.0000
   21  0.0000      0.0000      0.0000      0.0000
   22  0.0000      0.0000      0.0000      0.0000
   23  0.0000      0.0000      0.0000      0.0000
   24  0.0000      0.0000      0.0000      0.0000
   25  0.0000      0.0000      0.0000      0.0000
   26  0.0000      0.0000      0.0000      0.0000
   27  0.0000      0.0000      0.0000      0.0000
   28  0.0000      0.0000      0.0000      0.0000
   29  0.0000      0.0000      0.0000      0.0000
   30  0.0000      0.0000      0.0000      0.0000
   31  0.0000      0.0000      0.0000      0.0000
   32  0.0000      0.0000      0.0000      0.0000
   33  0.0000      0.0000      0.0000      0.0000
   34  0.0000      0.0000      0.0000      0.0000
   35  0.0000      0.0000      0.0000      0.0000
   36  0.0000      0.0000      0.0000      0.0000
   37  0.0000      0.0000      0.0000      0.0000
   38  0.0000      0.0000      0.0000      0.0000
```

```
+-------------------------------------------------------------------------------------------------------------------------+
|                   PARATIEPLUS(TM)   NLS ENGINE RELEASE  2018.0    FULL VERSION  *Build date:Nov 13, 2017*               |
|                                                                                                                         |
|                                    NewProject.BaseDesignSection_28.A2M2R1_1213                                          |
|                                  Exe Time : 4 September 2018 18:00:41                                                   |
+-------------------------------------------------------------------------------------------------------------------------+
New Project


S T R E S S   R E S U L T S   F O R   G R O U P   N O.   4

WallElement_New_20092                                          :
ELEMENT TYPE    2 NO.OF ELEMENTS. IN THIS GROUP   17
C U R R E N T   T I M E   I S      1.0000

 WALL2D ELEMENT

   EL      TA          TB          MA          MB
-----------------------------------------------------

***** NO ONE ELEMENT ACTIVE AT CURRENT STEP *****

ITER     0 RNORM = 0.000     RMNORM= 0.000
           RINORM= 2367.     RIMNOR= 0.000
           RENORM= 441.6     REMNOR= 0.000     RATIO =0.4319     TOLER =0.1000E-03  NOT CONVERGED
           RFMAX = 11.68     RMMAX = 0.000
           RTSMAL=0.1000E-03 RMSMAL= 0.000
           RDT   = 2367.     RDR   = 0.000
           RATIOT=0.4319     RATIOR= 0.000
           MAX UN= 5.600     IEQ=    91 NODE     19 DOF   1  Y-DISPL.F
           MIN UN= 0.000     IEQ=     1 NODE      1 DOF   1  Y-DISPL.F
           NO. OF CONTACT CONSTRAINT VIOLATIONS     0


ITER     2 RNORM = 0.000     RMNORM= 0.000
           RINORM= 2367.     RIMNOR= 0.000
           RENORM= 83.92     REMNOR=0.1711E-18 RATIO =0.1883     TOLER =0.1000E-03  NOT CONVERGED
           RFMAX = 11.68     RMMAX = 0.000
           RTSMAL=0.1000E-03 RMSMAL= 0.000
           RDT   = 2367.     RDR   = 0.000
           RATIOT=0.1883     RATIOR= 0.000
           MAX UN= 2.959     IEQ=     6 NODE      2 DOF   1  Y-DISPL.F
           MIN UN=-.2885E-09 IEQ=   161 NODE     33 DOF   1  Y-DISPL.F
           NO. OF CONTACT CONSTRAINT VIOLATIONS     0


ITER     3 RNORM = 0.000     RMNORM= 0.000
           RINORM= 2367.     RIMNOR= 0.000
           RENORM= 281.5     REMNOR=0.9121E-17 RATIO =0.3449     TOLER =0.1000E-03  NOT CONVERGED
           RFMAX = 11.68     RMMAX = 0.000
           RTSMAL=0.1000E-03 RMSMAL= 0.000
           RDT   = 2367.     RDR   = 0.000
           RATIOT=0.3449     RATIOR= 0.000
           MAX UN= 9.653     IEQ=   101 NODE     21 DOF   1  Y-DISPL.F
           MIN UN=-4.873     IEQ=   186 NODE     38 DOF   1  Y-DISPL.F
           NO. OF CONTACT CONSTRAINT VIOLATIONS     0


ITER     4 RNORM = 0.000     RMNORM= 0.000
           RINORM= 2367.     RIMNOR= 0.000
           RENORM= 86.99     REMNOR=0.2696E-16 RATIO =0.1917     TOLER =0.1000E-03  NOT CONVERGED
           RFMAX = 11.68     RMMAX = 0.000
           RTSMAL=0.1000E-03 RMSMAL= 0.000
           RDT   = 2367.     RDR   = 0.000
           RATIOT=0.1917     RATIOR= 0.000
           MAX UN= 6.723     IEQ=   131 NODE     27 DOF   1  Y-DISPL.F
           MIN UN=-2.809     IEQ=   176 NODE     36 DOF   1  Y-DISPL.F
           NO. OF CONTACT CONSTRAINT VIOLATIONS     0


ITER     5 RNORM = 0.000     RMNORM= 0.000
```

```
              RINORM= 2367.     RIMNOR= 0.000
              RENORM= 21.66     REMNOR=0.1237E-16 RATIO =0.9565E-01 TOLER =0.1000E-03  NOT CONVERGED
              RFMAX = 11.68     RMMAX = 0.000
              RTSMAL=0.1000E-03 RMSMAL= 0.000
              RDT   = 2367.     RDR   = 0.000
              RATIOT=0.9565E-01 RATIOR= 0.000
              MAX UN= 4.078     IEQ=   141 NODE     29 DOF   1  Y-DISPL.F
              MIN UN=-.1318E-02 IEQ=   193 NODE     39 DOF   3  Y-DISPL.S
              NO. OF CONTACT CONSTRAINT VIOLATIONS     0


ITER      6 RNORM = 0.000     RMNORM= 0.000
              RINORM= 2367.     RIMNOR= 0.000
              RENORM=0.1811     REMNOR=0.2012E-16 RATIO =0.8747E-02 TOLER =0.1000E-03  NOT CONVERGED
              RFMAX = 11.68     RMMAX = 0.000
              RTSMAL=0.1000E-03 RMSMAL= 0.000
              RDT   = 2367.     RDR   = 0.000
              RATIOT=0.8747E-02 RATIOR= 0.000
              MAX UN=0.2198     IEQ=   146 NODE     30 DOF   1  Y-DISPL.F
              MIN UN=-.3247     IEQ=   171 NODE     35 DOF   1  Y-DISPL.F
              NO. OF CONTACT CONSTRAINT VIOLATIONS     0


ITER      7 RNORM = 0.000     RMNORM= 0.000
              RINORM= 2367.     RIMNOR= 0.000
              RENORM=0.1572E-05 REMNOR=0.2033E-16 RATIO =0.2577E-04 TOLER =0.1000E-03      CONVERGED !
              RFMAX = 11.68     RMMAX = 0.000
              RTSMAL=0.1000E-03 RMSMAL= 0.000
              RDT   = 2367.     RDR   = 0.000
              RATIOT=0.2577E-04 RATIOR= 0.000
              MAX UN=0.3655E-03 IEQ=     3 NODE      1 DOF   3  Y-DISPL.S
              MIN UN=-.4543E-04 IEQ=   193 NODE     39 DOF   3  Y-DISPL.S
              NO. OF CONTACT CONSTRAINT VIOLATIONS     0
```

```
+-------------------------------------------------------------------------------------------------------------------------+
|                   PARATIEPLUS(TM)   NLS ENGINE RELEASE  2018.0    FULL VERSION  *Build date:Nov 13, 2017*               |
|                                                                                                                         |
|                                      NewProject.BaseDesignSection_28.A2M2R1_1213                                        |
|                                    Exe Time : 4 September 2018 18:00:41                                                 |
+-------------------------------------------------------------------------------------------------------------------------+
New Project
SOLUTION REACHED USING     7 ITERATIONS ON   40

P R I N T   O U T   F O R   T I M E   S T E P   2     ( AT TIME   2.000     )

PRINT OUT OF ACTIVE COMPONENTS (FIXED NODES ARE NOT PRINTED OUT)
```

	Y-DISPL.F (02)	X-ROT. F (04)	Y-DISPL.S (08)	X-ROT. S (10)	Y-FORCE (14)	GAP	C-FORCE
1	4.0383064E-02	-6.1117619E-03	4.0383064E-02	0.000000	-9.8871132E-14	-6.9388939E-18	-3.6550687E-04
2	3.9160712E-02	-6.1117619E-03	3.9160712E-02	0.000000	-4.7951050E-14	0.000000	-3.5453095E-04
3	3.7938360E-02	-6.1117598E-03	3.7938360E-02	0.000000	-4.6466535E-14	-6.9388939E-18	-3.4355504E-04
4	3.6716009E-02	-6.1117492E-03	3.6716009E-02	0.000000	-4.4982024E-14	0.000000	-3.3257916E-04
5	3.5493661E-02	-6.1117195E-03	3.5493661E-02	0.000000	-4.3497521E-14	-6.9388939E-18	-3.2160333E-04
6	3.4271323E-02	-6.1116558E-03	3.4271323E-02	0.000000	-4.2013030E-14	0.000000	-3.1062760E-04
7	3.3049002E-02	-6.1115391E-03	3.3049002E-02	0.000000	-4.0528558E-14	-6.9388939E-18	-2.9965200E-04
8	3.1826712E-02	-6.1113459E-03	3.1826712E-02	0.000000	-3.9044111E-14	-6.9388939E-18	-2.8867660E-04
9	3.0604471E-02	-6.1110487E-03	3.0604471E-02	0.000000	-3.7559698E-14	6.9388939E-18	-2.7770144E-04
10	2.9382302E-02	-6.1106156E-03	2.9382302E-02	0.000000	-3.6075328E-14	0.000000	-2.6672659E-04
11	2.8160236E-02	-6.1100105E-03	2.8160236E-02	0.000000	-3.4591010E-14	3.4694470E-18	-2.5575214E-04
12	2.6938312E-02	-6.1091930E-03	2.6938312E-02	0.000000	-3.3106756E-14	-3.4694470E-18	-2.4477816E-04
13	2.5716576E-02	-6.1081185E-03	2.5716576E-02	0.000000	-3.1622578E-14	0.000000	-2.3380473E-04
14	2.4495085E-02	-6.1067382E-03	2.4495085E-02	0.000000	-3.0138488E-14	0.000000	-2.2283197E-04
15	2.3273905E-02	-6.1049990E-03	2.3273905E-02	0.000000	-2.8654500E-14	-3.4694470E-18	-2.1185995E-04
16	2.2053113E-02	-6.1028435E-03	2.2053113E-02	0.000000	-2.7170833E-14	1.0408341E-17	-2.0088880E-04
17	2.0832793E-02	-6.1002101E-03	2.0832793E-02	0.000000	-5.7080644E-15	0.000000	-1.8991857E-04
18	2.0222853E-02	-6.0986959E-03	2.0222853E-02	0.000000	-5.5432128E-15	-3.4694470E-18	-1.8443394E-04
19	1.9003451E-02	-6.0952206E-03	1.9003451E-02	0.000000	-2.3461563E-14	-3.4694470E-18	-1.7346545E-04
20	1.7784808E-02	-6.0910949E-03	1.7784808E-02	0.000000	-2.1978225E-14	6.9388939E-18	-1.6249823E-04
21	1.6567060E-02	-6.0862588E-03	1.6567060E-02	0.000000	-2.0495077E-14	3.4694470E-18	-1.5153243E-04
22	1.5350354E-02	-6.0806812E-03	1.5350354E-02	0.000000	-1.9012139E-14	-3.4694470E-18	-1.4056818E-04
23	1.4134838E-02	-6.0743599E-03	1.4134838E-02	0.000000	-1.7529430E-14	0.000000	-1.2960562E-04
24	1.2920658E-02	-6.0673214E-03	1.2920658E-02	0.000000	-1.6046848E-14	3.4694470E-18	-1.1864489E-04
25	1.1707959E-02	-6.0596212E-03	1.1707959E-02	0.000000	-1.4564673E-14	3.4694470E-18	-1.0768620E-04
26	1.0496854E-02	-6.0513435E-03	1.0496854E-02	0.000000	-1.3082878E-14	-1.7347235E-18	-9.6729585E-05
27	9.2874527E-03	-6.0426013E-03	9.2874527E-03	0.000000	-1.1601249E-14	-1.7347235E-18	-8.5775261E-05
28	8.0798327E-03	-6.0335698E-03	8.0798327E-03	0.000000	-1.0119989E-14	0.000000	-7.4823383E-05
29	6.8740282E-03	-6.0244885E-03	6.8740282E-03	0.000000	-8.6390163E-15	0.000000	-6.3874111E-05
30	5.6700283E-03	-6.0156318E-03	5.6700283E-03	0.000000	-7.1585015E-15	0.000000	-5.2927660E-05
31	4.4677459E-03	-6.0073084E-03	4.4677459E-03	0.000000	-5.6784346E-15	8.6736174E-19	-4.1984206E-05
32	3.2670497E-03	-5.9998142E-03	3.2670497E-03	0.000000	-4.1988185E-15	0.000000	-3.1044482E-05
33	2.0677495E-03	-5.9933807E-03	2.0677495E-03	0.000000	-2.7197636E-15	-4.3368087E-19	-2.0108907E-05
34	8.6961572E-04	-5.9881724E-03	8.6961572E-04	0.000000	-1.2412692E-15	-2.1684043E-19	-9.1775455E-06
35	-3.2760160E-04	-5.9842864E-03	-3.2760160E-04	0.000000	2.3665021E-16	1.0842022E-19	1.7497156E-06
36	-1.5241796E-03	-5.9817023E-03	-1.5241796E-03	0.000000	1.7141018E-15	2.1684043E-19	1.2673423E-05
37	-2.7203580E-03	-5.9802506E-03	-2.7203580E-03	0.000000	3.1912132E-15	8.6736174E-19	2.3594628E-05
38	-3.9163365E-03	-5.9796486E-03	-3.9163365E-03	0.000000	4.6682531E-15	0.000000	3.4514528E-05
39	-5.1122669E-03	-5.9795188E-03	-5.1122669E-03	0.000000	1.2290644E-14	-8.6736174E-19	4.5434150E-05

```
+-------------------------------------------------------------------------------------------------------------------------------+
|                   PARATIEPLUS(TM)   NLS ENGINE RELEASE  2018.0    FULL VERSION  *Build date:Nov 13, 2017*                    |
|                                                                                                                               |
|                                    NewProject.BaseDesignSection_28.A2M2R1_1213                                                |
|                                  Exe Time : 4 September 2018 18:00:41                                                         |
+-------------------------------------------------------------------------------------------------------------------------------+
New Project


S T R E S S   R E S U L T S   F O R   G R O U P   N O.   1

0_L                                                          :
ELEMENT TYPE    5 NO.OF ELEMENTS. IN THIS GROUP   39
C U R R E N T   T I M E   I S     2.0000

 HARDENING 2D SOIL ELEMENT

 ****** TOTAL STRESS FORMULATION *****

  EL *   FORCE     DISPL-Y  VERTICAL-P  HORIZON.-P     MAX-V-P     MAX-H-P           STATE   STIFFNESS Z-LEVEL      PORE
E FACTOR    UFACTOR       Peq           Su_a         Su_p     LAYER
 ------------------------------------------------------------------------------------------------------------------------------
-------------------------------------------------------------------------------------------
   1 D   0.000     -4.0383E-02   0.000       0.000       0.000       0.000          ACTIVE   0.000       0.000       0.000
1.000       1.000       0.000       0.000       0.000     DI1_164_167_L_0
   2 D  0.2618     -3.9161E-02   3.200       1.309       3.200       1.600          ACTIVE   0.000     -0.2000       0.000
1.000       1.000       1.309       0.000       0.000     DI1_164_167_L_0
   3 D  0.5235     -3.7938E-02   6.400       2.618       6.400       3.200          ACTIVE   0.000     -0.4000       0.000
1.000       1.000       2.618       0.000       0.000     DI1_164_167_L_0
   4 D  0.7853     -3.6716E-02   9.600       3.926       9.600       4.800          ACTIVE   0.000     -0.6000       0.000
1.000       1.000       3.926       0.000       0.000     DI1_164_167_L_0
   5 D   1.047     -3.5494E-02   12.80       5.235       12.80       6.400          ACTIVE   0.000     -0.8000       0.000
1.000       1.000       5.235       0.000       0.000     DI1_164_167_L_0
   6 D   1.309     -3.4271E-02   16.00       6.544       16.00       8.000          ACTIVE   0.000      -1.000       0.000
1.000       1.000       6.544       0.000       0.000     DI1_164_167_L_0
   7 D   1.571     -3.3049E-02   19.20       7.853       19.20       9.600          ACTIVE   0.000      -1.200       0.000
1.000       1.000       7.853       0.000       0.000     DI1_164_167_L_0
   8 D   1.832     -3.1827E-02   22.40       9.162       22.40       11.20          ACTIVE   0.000      -1.400       0.000
1.000       1.000       9.162       0.000       0.000     DI1_164_167_L_0
   9 D   2.094     -3.0604E-02   25.60       10.47       25.60       12.80          ACTIVE   0.000      -1.600       0.000
1.000       1.000       10.47       0.000       0.000     DI1_164_167_L_0
  10 D   2.356     -2.9382E-02   28.80       11.78       28.80       14.40          ACTIVE   0.000      -1.800       0.000
1.000       1.000       11.78       0.000       0.000     DI1_164_167_L_0
  11 D   2.618     -2.8160E-02   32.00       13.09       32.00       16.00          ACTIVE   0.000      -2.000       0.000
1.000       1.000       13.09       0.000       0.000     DI1_164_167_L_0
  12 D   2.879     -2.6938E-02   35.20       14.40       35.20       17.60          ACTIVE   0.000      -2.200       0.000
1.000       1.000       14.40       0.000       0.000     DI1_164_167_L_0
  13 D   3.141     -2.5717E-02   38.40       15.71       38.40       19.20          ACTIVE   0.000      -2.400       0.000
1.000       1.000       15.71       0.000       0.000     DI1_164_167_L_0
  14 D   3.403     -2.4495E-02   41.60       17.01       41.60       20.80          ACTIVE   0.000      -2.600       0.000
1.000       1.000       17.01       0.000       0.000     DI1_164_167_L_0
  15 D   3.665     -2.3274E-02   44.80       18.32       44.80       22.40          ACTIVE   0.000      -2.800       0.000
1.000       1.000       18.32       0.000       0.000     DI1_164_167_L_0
  16 D   3.926     -2.2053E-02   48.00       19.63       48.00       24.00          ACTIVE   0.000      -3.000       0.000
1.000       1.000       19.63       0.000       0.000     DI1_164_167_L_0
  17 D   3.141     -2.0833E-02   51.20       20.94       51.20       25.60          ACTIVE   0.000      -3.200       0.000
1.000       1.000       20.94       0.000       0.000     DI1_164_167_L_0
  18 D   3.239     -2.0223E-02   52.80       21.60       52.80       26.40          ACTIVE   0.000      -3.300       0.000
1.000       1.000       21.60       0.000       0.000     DI1_164_167_L_0
  19 D   4.581     -1.9003E-02   56.00       22.90       56.00       28.00          ACTIVE   0.000      -3.500       0.000
1.000       1.000       22.90       0.000       0.000     DI1_164_167_L_0
  20 D   4.843     -1.7785E-02   59.20       24.21       59.20       29.60          ACTIVE   0.000      -3.700       0.000
1.000       1.000       24.21       0.000       0.000     DI1_164_167_L_0
  21 D   5.104     -1.6567E-02   62.40       25.52       62.40       31.20          ACTIVE   0.000      -3.900       0.000
1.000       1.000       25.52       0.000       0.000     DI1_164_167_L_0
  22 D   5.366     -1.5350E-02   65.60       26.83       65.60       32.80          ACTIVE   0.000      -4.100       0.000
1.000       1.000       26.83       0.000       0.000     DI1_164_167_L_0
  23 D   5.628     -1.4135E-02   68.80       28.14       68.80       34.40          ACTIVE   0.000      -4.300       0.000
1.000       1.000       28.14       0.000       0.000     DI1_164_167_L_0
  24 D   5.890     -1.2921E-02   72.00       29.45       72.00       36.00          ACTIVE   0.000      -4.500       0.000
1.000       1.000       29.45       0.000       0.000     DI1_164_167_L_0
```

25 D	6.151	-1.1708E-02	75.20	30.76	75.20	37.60	ACTIVE	0.000	-4.700	0.000	
1.000	1.000	30.76	0.000	0.000	DI1_164_167_L_0						
26 D	6.413	-1.0497E-02	78.40	32.07	78.40	39.20	ACTIVE	0.000	-4.900	0.000	
1.000	1.000	32.07	0.000	0.000	DI1_164_167_L_0						
27 D	5.828	-9.2875E-03	81.60	29.14	81.60	40.80	ACTIVE	0.000	-5.100	0.000	
1.000	1.000	29.14	0.000	0.000	DI2_165_168_L_0						
28 D	6.064	-8.0798E-03	84.80	30.32	84.80	42.40	ACTIVE	0.000	-5.300	0.000	
1.000	1.000	30.32	0.000	0.000	DI2_165_168_L_0						
29 D	6.300	-6.8740E-03	88.00	31.50	88.00	44.00	ACTIVE	0.000	-5.500	0.000	
1.000	1.000	31.50	0.000	0.000	DI2_165_168_L_0						
30 D	6.536	-5.6700E-03	91.20	32.68	91.20	45.60	ACTIVE	0.000	-5.700	0.000	
1.000	1.000	32.68	0.000	0.000	DI2_165_168_L_0						
31 D	6.772	-4.4677E-03	94.40	33.86	94.40	47.20	ACTIVE	0.000	-5.900	0.000	
1.000	1.000	33.86	0.000	0.000	DI2_165_168_L_0						
32 D	7.008	-3.2670E-03	97.60	35.04	97.60	48.80	ACTIVE	0.000	-6.100	0.000	
1.000	1.000	35.04	0.000	0.000	DI2_165_168_L_0						
33 D	7.245	-2.0677E-03	100.8	36.22	100.8	50.40	ACTIVE	0.000	-6.300	0.000	
1.000	1.000	36.22	0.000	0.000	DI2_165_168_L_0						
34 D	7.481	-8.6962E-04	104.0	37.40	104.0	52.00	ACTIVE	0.000	-6.500	0.000	
1.000	1.000	37.40	0.000	0.000	DI2_165_168_L_0						
35 D	11.97	3.2760E-04	107.2	59.86	107.2	64.12	UL-RL	3.8383E+04	-6.700	0.000	
1.000	1.000	59.86	0.000	0.000	DI2_165_168_L_0						
36 D	18.33	1.5242E-03	110.4	91.67	110.4	91.92	UL-RL	3.8383E+04	-6.900	0.000	
1.000	1.000	91.67	0.000	0.000	DI2_165_168_L_0						
37 D	24.41	2.7204E-03	113.6	122.1	113.6	122.1	V-C	2.3989E+04	-7.100	0.000	
1.000	1.000	122.1	0.000	0.000	DI2_165_168_L_0						
38 D	30.47	3.9163E-03	116.8	152.4	116.8	152.4	V-C	2.3989E+04	-7.300	0.000	
1.000	1.000	152.4	0.000	0.000	DI2_165_168_L_0						
39 D	18.26	5.1123E-03	120.0	182.6	120.0	182.6	V-C	2.3989E+04	-7.500	0.000	
1.000	1.000	182.6	0.000	0.000	DI2_165_168_L_0						

```
+-------------------------------------------------------------------------------------------------------------------------------+
|                   PARATIEPLUS(TM)   NLS ENGINE RELEASE  2018.0    FULL VERSION  *Build date:Nov 13, 2017*                    |
|                                                                                                                               |
|                                    NewProject.BaseDesignSection_28.A2M2R1_1213                                                |
|                                  Exe Time : 4 September 2018 18:00:41                                                         |
+-------------------------------------------------------------------------------------------------------------------------------+
New Project


S T R E S S   R E S U L T S   F O R   G R O U P   N O.   2

0_R                                                          :
ELEMENT TYPE    5 NO.OF ELEMENTS. IN THIS GROUP   39
C U R R E N T   T I M E   I S     2.0000

 HARDENING 2D SOIL ELEMENT

 ****** TOTAL STRESS FORMULATION *****

  EL *   FORCE     DISPL-Y  VERTICAL-P  HORIZON.-P     MAX-V-P     MAX-H-P           STATE   STIFFNESS Z-LEVEL      PORE
E FACTOR    UFACTOR       Peq           Su_a         Su_p     LAYER
 ------------------------------------------------------------------------------------------------------------------------------
-------------------------------------------------------------------------------------------
   1     0.000         --          --          --          --          --          REMOVED     --        0.000       0.000
1.000       1.000       0.000       0.000       0.000     not available
   2     0.000         --          --          --          --          --          REMOVED     --      -0.2000       0.000
1.000       1.000       0.000       0.000       0.000     not available
   3     0.000         --          --          --          --          --          REMOVED     --      -0.4000       0.000
1.000       1.000       0.000       0.000       0.000     not available
   4     0.000         --          --          --          --          --          REMOVED     --      -0.6000       0.000
1.000       1.000       0.000       0.000       0.000     not available
   5     0.000         --          --          --          --          --          REMOVED     --      -0.8000       0.000
1.000       1.000       0.000       0.000       0.000     not available
   6     0.000         --          --          --          --          --          REMOVED     --       -1.000       0.000
1.000       1.000       0.000       0.000       0.000     not available
   7     0.000         --          --          --          --          --          REMOVED     --       -1.200       0.000
1.000       1.000       0.000       0.000       0.000     not available
   8     0.000         --          --          --          --          --          REMOVED     --       -1.400       0.000
1.000       1.000       0.000       0.000       0.000     not available
   9     0.000         --          --          --          --          --          REMOVED     --       -1.600       0.000
1.000       1.000       0.000       0.000       0.000     not available
  10     0.000         --          --          --          --          --          REMOVED     --       -1.800       0.000
1.000       1.000       0.000       0.000       0.000     not available
  11     0.000         --          --          --          --          --          REMOVED     --       -2.000       0.000
1.000       1.000       0.000       0.000       0.000     not available
  12     0.000         --          --          --          --          --          REMOVED     --       -2.200       0.000
1.000       1.000       0.000       0.000       0.000     not available
  13     0.000         --          --          --          --          --          REMOVED     --       -2.400       0.000
1.000       1.000       0.000       0.000       0.000     not available
  14     0.000         --          --          --          --          --          REMOVED     --       -2.600       0.000
1.000       1.000       0.000       0.000       0.000     not available
  15     0.000         --          --          --          --          --          REMOVED     --       -2.800       0.000
1.000       1.000       0.000       0.000       0.000     not available
  16     0.000         --          --          --          --          --          REMOVED     --       -3.000       0.000
1.000       1.000       0.000       0.000       0.000     not available
  17     0.000         --          --          --          --          --          REMOVED     --       -3.200       0.000
1.000       1.000       0.000       0.000       0.000     not available
  18     0.000         --          --          --          --          --          REMOVED     --       -3.300       0.000
1.000       1.000       0.000       0.000       0.000     not available
  19 D   0.000      1.9003E-02   0.000       0.000       56.00       28.00       PASSIVE   0.000       -3.500       0.000
1.000       1.000       0.000       0.000       0.000     DI1_164_167_L_0
  20 D   2.038      1.7785E-02   3.200       10.19       59.20       29.60       PASSIVE   0.000       -3.700       0.000
1.000       1.000       10.19       0.000       0.000     DI1_164_167_L_0
  21 D   4.077      1.6567E-02   6.400       20.38       62.40       31.20       PASSIVE   0.000       -3.900       0.000
1.000       1.000       20.38       0.000       0.000     DI1_164_167_L_0
  22 D   6.115      1.5350E-02   9.600       30.58       65.60       32.80       PASSIVE   0.000       -4.100       0.000
1.000       1.000       30.58       0.000       0.000     DI1_164_167_L_0
  23 D   8.154      1.4135E-02   12.80       40.77       68.80       40.77       PASSIVE   0.000       -4.300       0.000
1.000       1.000       40.77       0.000       0.000     DI1_164_167_L_0
  24 D   10.19      1.2921E-02   16.00       50.96       72.00       50.96       PASSIVE   0.000       -4.500       0.000
1.000       1.000       50.96       0.000       0.000     DI1_164_167_L_0
```

25 D	12.23	1.1708E-02	19.20	61.15	75.20	61.15	PASSIVE	0.000	-4.700	0.000
1.000	1.000	61.15	0.000	0.000	DI1_164_167_L_0					
26 D	14.27	1.0497E-02	22.40	71.34	78.40	71.34	PASSIVE	0.000	-4.900	0.000
1.000	1.000	71.34	0.000	0.000	DI1_164_167_L_0					
27 D	19.53	9.2875E-03	25.60	97.67	81.60	97.67	PASSIVE	0.000	-5.100	0.000
1.000	1.000	97.67	0.000	0.000	DI2_165_168_L_0					
28 D	21.90	8.0798E-03	28.80	109.5	84.80	109.5	PASSIVE	0.000	-5.300	0.000
1.000	1.000	109.5	0.000	0.000	DI2_165_168_L_0					
29 D	24.26	6.8740E-03	32.00	121.3	88.00	121.3	PASSIVE	0.000	-5.500	0.000
1.000	1.000	121.3	0.000	0.000	DI2_165_168_L_0					
30 D	26.63	5.6700E-03	35.20	133.1	91.20	133.1	PASSIVE	0.000	-5.700	0.000
1.000	1.000	133.1	0.000	0.000	DI2_165_168_L_0					
31 D	23.12	4.4677E-03	38.40	115.6	94.40	115.6	V-C	1.7702E+04	-5.900	0.000
1.000	1.000	115.6	0.000	0.000	DI2_165_168_L_0					
32 D	19.21	3.2670E-03	41.60	96.04	97.60	96.04	V-C	1.7702E+04	-6.100	0.000
1.000	1.000	96.04	0.000	0.000	DI2_165_168_L_0					
33 D	15.30	2.0677E-03	44.80	76.50	100.8	76.50	V-C	1.7702E+04	-6.300	0.000
1.000	1.000	76.50	0.000	0.000	DI2_165_168_L_0					
34 D	11.39	8.6962E-04	48.00	56.97	104.0	56.97	V-C	1.7702E+04	-6.500	0.000
1.000	1.000	56.97	0.000	0.000	DI2_165_168_L_0					
35 D	5.553	-3.2760E-04	51.20	27.76	107.2	53.60	UL-RL	2.8323E+04	-6.700	0.000
1.000	1.000	27.76	0.000	0.000	DI2_165_168_L_0					
36 D	3.858	-1.5242E-03	54.40	19.29	110.4	55.20	UL-RL	2.8323E+04	-6.900	0.000
1.000	1.000	19.29	0.000	0.000	DI2_165_168_L_0					
37 D	4.056	-2.7204E-03	57.60	20.28	113.6	56.80	ACTIVE	0.000	-7.100	0.000
1.000	1.000	20.28	0.000	0.000	DI2_165_168_L_0					
38 D	4.293	-3.9163E-03	60.80	21.46	116.8	58.40	ACTIVE	0.000	-7.300	0.000
1.000	1.000	21.46	0.000	0.000	DI2_165_168_L_0					
39 D	2.264	-5.1123E-03	64.00	22.64	120.0	60.00	ACTIVE	0.000	-7.500	0.000
1.000	1.000	22.64	0.000	0.000	DI2_165_168_L_0					

```
+-------------------------------------------------------------------------------------------------------------------------+
|                   PARATIEPLUS(TM)   NLS ENGINE RELEASE  2018.0    FULL VERSION  *Build date:Nov 13, 2017*              |
|                                                                                                                         |
|                                     NewProject.BaseDesignSection_28.A2M2R1_1213                                         |
|                                  Exe Time : 4 September 2018 18:00:41                                                   |
+-------------------------------------------------------------------------------------------------------------------------+
New Project


S T R E S S   R E S U L T S   F O R   G R O U P   N O.   3

WallElement_33                                                :
ELEMENT TYPE    2 NO.OF ELEMENTS. IN THIS GROUP   38
C U R R E N T   T I M E   I S     2.0000

 WALL2D ELEMENT

   EL      TA          TB          MA          MB
-------------------------------------------------------
    1-3.65504E-04 3.65504E-04 3.16732E-10-7.31025E-05
    2 0.26104    -0.26104     7.31026E-05 5.21349E-02
    3 0.78422    -0.78422    -5.21349E-02 0.20898
    4  1.5692     -1.5692     -0.20898     0.52281
    5  2.6159     -2.6159     -0.52281      1.0460
    6  3.9244     -3.9244      -1.0460      1.8309
    7  5.4946     -5.4946      -1.8309      2.9298
    8  7.3267     -7.3267      -2.9298      4.3951
    9  9.4205     -9.4205      -4.3951      6.2792
   10  11.776     -11.776      -6.2792      8.6344
   11  14.393     -14.393      -8.6344      11.513
   12  17.272     -17.272      -11.513      14.968
   13  20.413     -20.413      -14.968      19.050
   14  23.816     -23.816      -19.050      23.813
   15  27.480     -27.480      -23.813      29.310
   16  31.407     -31.407      -29.310      35.591
   17  34.548     -34.548      -35.591      39.046
   18  37.787     -37.787      -39.046      46.603
   19  42.367     -42.367      -46.603      55.076
   20  45.171     -45.171      -55.076      64.111
   21  46.199     -46.199      -64.111      73.350
   22  45.449     -45.449      -73.350      82.440
   23  42.924     -42.924      -82.440      91.025
   24  38.621     -38.621      -91.025      98.749
   25  32.542     -32.542      -98.749      105.26
   26  24.686     -24.686      -105.26      110.19
   27  10.980     -10.980      -110.19      112.39
   28 -4.8543      4.8543      -112.39      111.42
   29 -22.817      22.817      -111.42      106.86
   30 -42.909      42.909      -106.86      98.275
   31 -59.257      59.257      -98.275      86.423
   32 -71.458      71.458      -86.423      72.132
   33 -79.514      79.514      -72.132      56.229
   34 -83.427      83.427      -56.229      39.544
   35 -77.008      77.008      -39.544      24.142
   36 -62.533      62.533      -24.142      11.635
   37 -42.177      42.177      -11.635      3.2000
   38 -16.000      16.000      -3.2000     7.00311E-11
```

```
+-------------------------------------------------------------------------------------------------------------------------+
|                   PARATIEPLUS(TM)   NLS ENGINE RELEASE  2018.0    FULL VERSION  *Build date:Nov 13, 2017*              |
|                                                                                                                         |
|                                     NewProject.BaseDesignSection_28.A2M2R1_1213                                         |
|                                  Exe Time : 4 September 2018 18:00:41                                                   |
+-------------------------------------------------------------------------------------------------------------------------+
New Project


S T R E S S   R E S U L T S   F O R   G R O U P   N O.   4

WallElement_New_20092                                          :
ELEMENT TYPE    2 NO.OF ELEMENTS. IN THIS GROUP   17
C U R R E N T   T I M E   I S      2.0000

 WALL2D ELEMENT

   EL      TA          TB          MA          MB
-----------------------------------------------------

***** NO ONE ELEMENT ACTIVE AT CURRENT STEP *****

ITER     0 RNORM = 0.000     RMNORM= 0.000
           RINORM=0.1183E+06 RIMNOR=0.2642E+06
           RENORM= 3.926     REMNOR=0.2033E-16 RATIO =0.5761E-02 TOLER =0.1000E-03  NOT CONVERGED
           RFMAX = 83.43     RMMAX = 112.4
           RTSMAL=0.1000E-03 RMSMAL=0.1000E-02
           RDT   =0.1183E+06 RDR   =0.2642E+06
           RATIOT=0.5761E-02 RATIOR= 0.000
           MAX UN=0.3655E-03 IEQ=     3 NODE      1 DOF   3  Y-DISPL.S
           MIN UN=-1.339     IEQ=    91 NODE     19 DOF   1  Y-DISPL.F
           NO. OF CONTACT CONSTRAINT VIOLATIONS     0


ITER     2 RNORM = 0.000     RMNORM= 0.000
           RINORM=0.1183E+06 RIMNOR=0.2642E+06
           RENORM=0.5982E-01 REMNOR=0.1737E-16 RATIO =0.7111E-03 TOLER =0.1000E-03  NOT CONVERGED
           RFMAX = 83.43     RMMAX = 112.4
           RTSMAL=0.1000E-03 RMSMAL=0.1000E-02
           RDT   =0.1183E+06 RDR   =0.2642E+06
           RATIOT=0.7111E-03 RATIOR= 0.000
           MAX UN=0.4508E-07 IEQ=    81 NODE     17 DOF   1  Y-DISPL.F
           MIN UN=-.2446     IEQ=   176 NODE     36 DOF   1  Y-DISPL.F
           NO. OF CONTACT CONSTRAINT VIOLATIONS     0


ITER     3 RNORM = 0.000     RMNORM= 0.000
           RINORM=0.1183E+06 RIMNOR=0.2642E+06
           RENORM=0.3990E-05 REMNOR=0.2011E-16 RATIO =0.5807E-05 TOLER =0.1000E-03      CONVERGED !
           RFMAX = 83.43     RMMAX = 112.4
           RTSMAL=0.1000E-03 RMSMAL=0.1000E-02
           RDT   =0.1183E+06 RDR   =0.2642E+06
           RATIOT=0.5807E-05 RATIOR= 0.000
           MAX UN=0.2824E-07 IEQ=    86 NODE     18 DOF   1  Y-DISPL.F
           MIN UN=-.1997E-02 IEQ=     6 NODE      2 DOF   1  Y-DISPL.F
           NO. OF CONTACT CONSTRAINT VIOLATIONS     0
```

```
+-------------------------------------------------------------------------------------------------------------------------+
|                   PARATIEPLUS(TM)   NLS ENGINE RELEASE  2018.0    FULL VERSION  *Build date:Nov 13, 2017*               |
|                                                                                                                         |
|                                     NewProject.BaseDesignSection_28.A2M2R1_1213                                         |
|                                  Exe Time : 4 September 2018 18:00:41                                                   |
+-------------------------------------------------------------------------------------------------------------------------+
New Project
SOLUTION REACHED USING     3 ITERATIONS ON   40

P R I N T   O U T   F O R   T I M E   S T E P    3     ( AT TIME   3.000     )

PRINT OUT OF ACTIVE COMPONENTS (FIXED NODES ARE NOT PRINTED OUT)
```

	Y-DISPL.F (02)	X-ROT. F (04)	Y-DISPL.S (08)	X-ROT. S (10)	Y-FORCE (14)	GAP	C-FORCE
1	4.0366594E-02	-6.1153757E-03	4.0366594E-02	-3.6137982E-06	-7.9483061E-16	-6.9388939E-18	-2.9383304E-06
2	3.9143519E-02	-6.1153757E-03	3.9143519E-02	-3.6137953E-06	-6.3985136E-14	0.000000	-4.7308059E-04
3	3.7920444E-02	-6.1153731E-03	3.7920444E-02	-3.6133127E-06	-6.6818137E-14	-6.9388939E-18	-4.9402667E-04
4	3.6697371E-02	-6.1153606E-03	3.6697371E-02	-3.6113822E-06	-6.9486335E-14	0.000000	-5.1375426E-04
5	3.5474301E-02	-6.1153265E-03	3.5474301E-02	-3.6069945E-06	-7.2149822E-14	-6.9388939E-18	-5.3344702E-04
6	3.4251242E-02	-6.1152549E-03	3.4251242E-02	-3.5991012E-06	-7.4817739E-14	0.000000	-5.5317254E-04
7	3.3028203E-02	-6.1151257E-03	3.3028203E-02	-3.5866140E-06	-7.7445022E-14	-6.9388939E-18	-5.7259762E-04
8	3.1805198E-02	-6.1149143E-03	3.1805198E-02	-3.5684058E-06	-8.0184646E-14	-6.9388939E-18	-5.9285331E-04
9	3.0582245E-02	-6.1145920E-03	3.0582245E-02	-3.5433095E-06	-8.2446747E-14	6.9388939E-18	-6.0957839E-04
10	2.9359370E-02	-6.1141257E-03	2.9359370E-02	-3.5101210E-06	-8.6409830E-14	0.000000	-6.3887984E-04
11	2.8136607E-02	-6.1134781E-03	2.8136607E-02	-3.4675904E-06	-8.3916383E-14	3.4694470E-18	-6.2044429E-04
12	2.6913994E-02	-6.1126074E-03	2.6913994E-02	-3.4144565E-06	-1.0537908E-13	-3.4694470E-18	-7.7913094E-04
13	2.5691582E-02	-6.1114678E-03	2.5691582E-02	-3.3493179E-06	-3.7260335E-14	0.000000	-2.7548806E-04
14	2.4469428E-02	-6.1100092E-03	2.4469428E-02	-3.2711187E-06	-3.0324770E-13	0.000000	-2.2420926E-03
15	2.3247603E-02	-6.1081769E-03	2.3247603E-02	-3.1773377E-06	6.7792780E-13	-3.4694470E-18	5.0123279E-03
16	2.2026186E-02	-6.1059121E-03	2.2026186E-02	-3.0707491E-06	-2.9950669E-12	1.0408341E-17	-2.2144164E-02
17	2.0805265E-02	-6.1031520E-03	2.0805265E-02	-2.9341972E-06	5.6635513E-12	0.000000	0.1884375
18	2.0195034E-02	-6.1015672E-03	2.0195034E-02	-2.8935428E-06	-4.8811033E-12	-3.4694470E-18	-0.1624042
19	1.8975073E-02	-6.0979346E-03	1.8975073E-02	0.000000	2.2889854E-17	-3.4694470E-18	1.6923846E-07
20	1.7755904E-02	-6.0936403E-03	1.7755904E-02	0.000000	3.8235060E-17	6.9388939E-18	2.8269480E-07
21	1.6537664E-02	-6.0886369E-03	1.6537664E-02	0.000000	5.3822664E-17	3.4694470E-18	3.9794333E-07
22	1.5320498E-02	-6.0828985E-03	1.5320498E-02	0.000000	6.9670313E-17	-3.4694470E-18	5.1511452E-07
23	1.4104554E-02	-6.0764268E-03	1.4104554E-02	0.000000	8.5794579E-17	0.000000	6.3433092E-07
24	1.2889975E-02	-6.0692511E-03	1.2889975E-02	0.000000	1.0220988E-16	3.4694470E-18	7.5570479E-07
25	1.1676903E-02	-6.0614289E-03	1.1676903E-02	0.000000	1.1893101E-16	3.4694470E-18	8.7933508E-07
26	1.0465447E-02	-6.0530465E-03	1.0465447E-02	0.000000	1.3596993E-16	-1.7347235E-18	1.0053075E-06
27	9.2557136E-03	-6.0442191E-03	9.2557136E-03	0.000000	1.5333324E-16	-1.7347235E-18	1.1336882E-06
28	8.0477769E-03	-6.0351215E-03	8.0477769E-03	0.000000	1.7102833E-16	0.000000	1.2645190E-06
29	6.8416672E-03	-6.0259915E-03	6.8416672E-03	0.000000	1.8905259E-16	0.000000	1.3977941E-06
30	5.6373704E-03	-6.0171011E-03	5.6373704E-03	0.000000	2.0740000E-16	0.000000	1.5334490E-06
31	4.4347964E-03	-6.0087567E-03	4.4347964E-03	0.000000	2.2605383E-16	8.6736174E-19	1.6713569E-06
32	3.2338117E-03	-6.0012518E-03	3.2338117E-03	0.000000	2.4498393E-16	0.000000	1.8113188E-06
33	2.0342244E-03	-5.9948157E-03	2.0342244E-03	0.000000	2.6415463E-16	-4.3368087E-19	1.9530598E-06
34	8.3580338E-04	-5.9896103E-03	8.3580338E-04	0.000000	2.8351539E-16	-2.1684043E-19	2.0962217E-06
35	-3.6170207E-04	-5.9857301E-03	-3.6170207E-04	0.000000	3.0300965E-16	1.0842022E-19	2.2403560E-06
36	-1.5585694E-03	-5.9831515E-03	-1.5585694E-03	0.000000	3.2256447E-16	2.1684043E-19	2.3849201E-06
37	-2.7550380E-03	-5.9817028E-03	-2.7550380E-03	0.000000	3.4210706E-16	8.6736174E-19	2.5294107E-06
38	-3.9513071E-03	-5.9811020E-03	-3.9513071E-03	0.000000	3.6164462E-16	0.000000	2.6738039E-06
39	-5.1475282E-03	-5.9809724E-03	-5.1475282E-03	0.000000	7.6235843E-16	-8.6736174E-19	2.8181687E-06

```
+-------------------------------------------------------------------------------------------------------------------------------+
|                   PARATIEPLUS(TM)   NLS ENGINE RELEASE  2018.0    FULL VERSION  *Build date:Nov 13, 2017*                    |
|                                                                                                                               |
|                                      NewProject.BaseDesignSection_28.A2M2R1_1213                                              |
|                                    Exe Time : 4 September 2018 18:00:41                                                       |
+-------------------------------------------------------------------------------------------------------------------------------+
New Project


S T R E S S   R E S U L T S   F O R   G R O U P   N O.   1

0_L                                                          :
ELEMENT TYPE    5 NO.OF ELEMENTS. IN THIS GROUP   39
C U R R E N T   T I M E   I S      3.0000

 HARDENING 2D SOIL ELEMENT

 ****** TOTAL STRESS FORMULATION *****

  EL *   FORCE     DISPL-Y  VERTICAL-P  HORIZON.-P     MAX-V-P     MAX-H-P          STATE   STIFFNESS Z-LEVEL      PORE
E FACTOR    UFACTOR       Peq          Su_a        Su_p     LAYER
 ------------------------------------------------------------------------------------------------------------------------------
-------------------------------------------------------------------------------------------
   1 D   0.000     -4.0367E-02   0.000       0.000       0.000       0.000          ACTIVE   0.000       0.000       0.000
1.000       1.000       0.000       0.000       0.000     DI1_164_167_L_0
   2 D  0.3183     -3.9144E-02   3.200       1.591       3.200       1.618          UL-RL  1.7055E+04 -0.2000       0.000
1.000       1.000       1.591       0.000       0.000     DI1_164_167_L_0
   3 D  0.5846     -3.7920E-02   6.400       2.923       6.400       3.200          UL-RL  1.7055E+04 -0.4000       0.000
1.000       1.000       2.923       0.000       0.000     DI1_164_167_L_0
   4 D  0.8489     -3.6697E-02   9.600       4.244       9.600       4.800          UL-RL  1.7055E+04 -0.6000       0.000
1.000       1.000       4.244       0.000       0.000     DI1_164_167_L_0
   5 D   1.113     -3.5474E-02   12.80       5.565       12.80       6.400          UL-RL  1.7055E+04 -0.8000       0.000
1.000       1.000       5.565       0.000       0.000     DI1_164_167_L_0
   6 D   1.377     -3.4251E-02   16.00       6.886       16.00       8.000          UL-RL  1.7055E+04  -1.000       0.000
1.000       1.000       6.886       0.000       0.000     DI1_164_167_L_0
   7 D   1.642     -3.3028E-02   19.20       8.208       19.20       9.600          UL-RL  1.7055E+04  -1.200       0.000
1.000       1.000       8.208       0.000       0.000     DI1_164_167_L_0
   8 D   1.906     -3.1805E-02   22.40       9.529       22.40       11.20          UL-RL  1.7055E+04  -1.400       0.000
1.000       1.000       9.529       0.000       0.000     DI1_164_167_L_0
   9 D   2.170     -3.0582E-02   25.60       10.85       25.60       12.80          UL-RL  1.7055E+04  -1.600       0.000
1.000       1.000       10.85       0.000       0.000     DI1_164_167_L_0
  10 D   2.434     -2.9359E-02   28.80       12.17       28.80       14.40          UL-RL  1.7055E+04  -1.800       0.000
1.000       1.000       12.17       0.000       0.000     DI1_164_167_L_0
  11 D   2.698     -2.8137E-02   32.00       13.49       32.00       16.00          UL-RL  1.7055E+04  -2.000       0.000
1.000       1.000       13.49       0.000       0.000     DI1_164_167_L_0
  12 D   2.962     -2.6914E-02   35.20       14.81       35.20       17.60          UL-RL  1.7055E+04  -2.200       0.000
1.000       1.000       14.81       0.000       0.000     DI1_164_167_L_0
  13 D   3.226     -2.5692E-02   38.40       16.13       38.40       19.20          UL-RL  1.7055E+04  -2.400       0.000
1.000       1.000       16.13       0.000       0.000     DI1_164_167_L_0
  14 D   3.490     -2.4469E-02   41.60       17.45       41.60       20.80          UL-RL  1.7055E+04  -2.600       0.000
1.000       1.000       17.45       0.000       0.000     DI1_164_167_L_0
  15 D   3.754     -2.3248E-02   44.80       18.77       44.80       22.40          UL-RL  1.7055E+04  -2.800       0.000
1.000       1.000       18.77       0.000       0.000     DI1_164_167_L_0
  16 D   4.018     -2.2026E-02   48.00       20.09       48.00       24.00          UL-RL  1.7055E+04  -3.000       0.000
1.000       1.000       20.09       0.000       0.000     DI1_164_167_L_0
  17 D   3.212     -2.0805E-02   51.20       21.41       51.20       25.60          UL-RL  1.7055E+04  -3.200       0.000
1.000       1.000       21.41       0.000       0.000     DI1_164_167_L_0
  18 D   3.310     -2.0195E-02   52.80       22.07       52.80       26.40          UL-RL  1.7055E+04  -3.300       0.000
1.000       1.000       22.07       0.000       0.000     DI1_164_167_L_0
  19 D   4.678     -1.8975E-02   56.00       23.39       56.00       28.00          UL-RL  1.7055E+04  -3.500       0.000
1.000       1.000       23.39       0.000       0.000     DI1_164_167_L_0
  20 D   4.941     -1.7756E-02   59.20       24.71       59.20       29.60          UL-RL  1.7055E+04  -3.700       0.000
1.000       1.000       24.71       0.000       0.000     DI1_164_167_L_0
  21 D   5.205     -1.6538E-02   62.40       26.02       62.40       31.20          UL-RL  1.7055E+04  -3.900       0.000
1.000       1.000       26.02       0.000       0.000     DI1_164_167_L_0
  22 D   5.468     -1.5320E-02   65.60       27.34       65.60       32.80          UL-RL  1.7055E+04  -4.100       0.000
1.000       1.000       27.34       0.000       0.000     DI1_164_167_L_0
  23 D   5.731     -1.4105E-02   68.80       28.66       68.80       34.40          UL-RL  1.7055E+04  -4.300       0.000
1.000       1.000       28.66       0.000       0.000     DI1_164_167_L_0
  24 D   5.994     -1.2890E-02   72.00       29.97       72.00       36.00          UL-RL  1.7055E+04  -4.500       0.000
1.000       1.000       29.97       0.000       0.000     DI1_164_167_L_0
```

25 D	6.257	-1.1677E-02	75.20	31.29	75.20	37.60	UL-RL	1.7055E+04	-4.700	0.000	
1.000	1.000	31.29	0.000	0.000	DI1_164_167_L_0						
26 D	6.520	-1.0465E-02	78.40	32.60	78.40	39.20	UL-RL	1.7055E+04	-4.900	0.000	
1.000	1.000	32.60	0.000	0.000	DI1_164_167_L_0						
27 D	6.086	-9.2557E-03	81.60	30.43	81.60	40.80	UL-RL	4.0709E+04	-5.100	0.000	
1.000	1.000	30.43	0.000	0.000	DI2_165_168_L_0						
28 D	6.325	-8.0478E-03	84.80	31.62	84.80	42.40	UL-RL	4.0709E+04	-5.300	0.000	
1.000	1.000	31.62	0.000	0.000	DI2_165_168_L_0						
29 D	6.563	-6.8417E-03	88.00	32.82	88.00	44.00	UL-RL	4.0709E+04	-5.500	0.000	
1.000	1.000	32.82	0.000	0.000	DI2_165_168_L_0						
30 D	6.802	-5.6374E-03	91.20	34.01	91.20	45.60	UL-RL	4.0709E+04	-5.700	0.000	
1.000	1.000	34.01	0.000	0.000	DI2_165_168_L_0						
31 D	7.041	-4.4348E-03	94.40	35.20	94.40	47.20	UL-RL	4.0709E+04	-5.900	0.000	
1.000	1.000	35.20	0.000	0.000	DI2_165_168_L_0						
32 D	7.279	-3.2338E-03	97.60	36.40	97.60	48.80	UL-RL	4.0709E+04	-6.100	0.000	
1.000	1.000	36.40	0.000	0.000	DI2_165_168_L_0						
33 D	7.518	-2.0342E-03	100.8	37.59	100.8	50.40	UL-RL	4.0709E+04	-6.300	0.000	
1.000	1.000	37.59	0.000	0.000	DI2_165_168_L_0						
34 D	7.756	-8.3580E-04	104.0	38.78	104.0	52.00	UL-RL	4.0709E+04	-6.500	0.000	
1.000	1.000	38.78	0.000	0.000	DI2_165_168_L_0						
35 D	12.25	3.6170E-04	107.2	61.25	107.2	64.12	UL-RL	4.0709E+04	-6.700	0.000	
1.000	1.000	61.25	0.000	0.000	DI2_165_168_L_0						
36 D	18.53	1.5586E-03	110.4	92.64	110.4	92.64	V-C	2.5443E+04	-6.900	0.000	
1.000	1.000	92.64	0.000	0.000	DI2_165_168_L_0						
37 D	24.59	2.7550E-03	113.6	122.9	113.6	122.9	V-C	2.5443E+04	-7.100	0.000	
1.000	1.000	122.9	0.000	0.000	DI2_165_168_L_0						
38 D	30.65	3.9513E-03	116.8	153.2	116.8	153.2	V-C	2.5443E+04	-7.300	0.000	
1.000	1.000	153.2	0.000	0.000	DI2_165_168_L_0						
39 D	18.35	5.1475E-03	120.0	183.5	120.0	183.5	V-C	2.5443E+04	-7.500	0.000	
1.000	1.000	183.5	0.000	0.000	DI2_165_168_L_0						

```
+-----------------------------------------------------------------------------------------------------------------------+
|                  PARATIEPLUS(TM)   NLS ENGINE RELEASE  2018.0    FULL VERSION  *Build date:Nov 13, 2017*              |
|                                                                                                                       |
|                                    NewProject.BaseDesignSection_28.A2M2R1_1213                                        |
|                                  Exe Time : 4 September 2018 18:00:41                                                 |
+-----------------------------------------------------------------------------------------------------------------------+
New Project


S T R E S S   R E S U L T S   F O R   G R O U P   N O.   2

0_R                                                          :
ELEMENT TYPE    5 NO.OF ELEMENTS. IN THIS GROUP   39
C U R R E N T   T I M E   I S     3.0000

 HARDENING 2D SOIL ELEMENT

 ****** TOTAL STRESS FORMULATION *****

  EL *   FORCE     DISPL-Y  VERTICAL-P  HORIZON.-P     MAX-V-P     MAX-H-P           STATE   STIFFNESS Z-LEVEL      PORE
E FACTOR    UFACTOR       Peq           Su_a         Su_p     LAYER
 ------------------------------------------------------------------------------------------------------------------------
------------------------------------------------------------------------------------------
   1     0.000         --          --          --          --          --          REMOVED     --        0.000       0.000
1.000       1.000       0.000       0.000       0.000     not available
   2     0.000         --          --          --          --          --          REMOVED     --      -0.2000       0.000
1.000       1.000       0.000       0.000       0.000     not available
   3     0.000         --          --          --          --          --          REMOVED     --      -0.4000       0.000
1.000       1.000       0.000       0.000       0.000     not available
   4     0.000         --          --          --          --          --          REMOVED     --      -0.6000       0.000
1.000       1.000       0.000       0.000       0.000     not available
   5     0.000         --          --          --          --          --          REMOVED     --      -0.8000       0.000
1.000       1.000       0.000       0.000       0.000     not available
   6     0.000         --          --          --          --          --          REMOVED     --       -1.000       0.000
1.000       1.000       0.000       0.000       0.000     not available
   7     0.000         --          --          --          --          --          REMOVED     --       -1.200       0.000
1.000       1.000       0.000       0.000       0.000     not available
   8     0.000         --          --          --          --          --          REMOVED     --       -1.400       0.000
1.000       1.000       0.000       0.000       0.000     not available
   9     0.000         --          --          --          --          --          REMOVED     --       -1.600       0.000
1.000       1.000       0.000       0.000       0.000     not available
  10     0.000         --          --          --          --          --          REMOVED     --       -1.800       0.000
1.000       1.000       0.000       0.000       0.000     not available
  11     0.000         --          --          --          --          --          REMOVED     --       -2.000       0.000
1.000       1.000       0.000       0.000       0.000     not available
  12     0.000         --          --          --          --          --          REMOVED     --       -2.200       0.000
1.000       1.000       0.000       0.000       0.000     not available
  13     0.000         --          --          --          --          --          REMOVED     --       -2.400       0.000
1.000       1.000       0.000       0.000       0.000     not available
  14     0.000         --          --          --          --          --          REMOVED     --       -2.600       0.000
1.000       1.000       0.000       0.000       0.000     not available
  15     0.000         --          --          --          --          --          REMOVED     --       -2.800       0.000
1.000       1.000       0.000       0.000       0.000     not available
  16     0.000         --          --          --          --          --          REMOVED     --       -3.000       0.000
1.000       1.000       0.000       0.000       0.000     not available
  17     0.000         --          --          --          --          --          REMOVED     --       -3.200       0.000
1.000       1.000       0.000       0.000       0.000     not available
  18 D   0.000      2.0195E-02   0.000       0.000       0.000       0.000        ACTIVE   0.000       -3.300       0.000
1.000       1.000       0.000       0.000       0.000     DI1_164_167_L_0
  19 D   1.259      1.8975E-02   3.200       6.297       56.00       28.00          UL-RL  1.3956E+04  -3.500       0.000
1.000       1.000       6.297       0.000       0.000     DI1_164_167_L_0
  20 D   2.528      1.7756E-02   6.400       12.64       59.20       29.60          UL-RL  1.3956E+04  -3.700       0.000
1.000       1.000       12.64       0.000       0.000     DI1_164_167_L_0
  21 D   4.444      1.6538E-02   9.600       22.22       62.40       31.20          UL-RL  1.3956E+04  -3.900       0.000
1.000       1.000       22.22       0.000       0.000     DI1_164_167_L_0
  22 D   6.420      1.5320E-02   12.80       32.10       65.60       32.80          UL-RL  1.3956E+04  -4.100       0.000
1.000       1.000       32.10       0.000       0.000     DI1_164_167_L_0
  23 D   8.389      1.4105E-02   16.00       41.95       68.80       42.37          UL-RL  1.3956E+04  -4.300       0.000
1.000       1.000       41.95       0.000       0.000     DI1_164_167_L_0
  24 D   10.43      1.2890E-02   19.20       52.13       72.00       52.56          UL-RL  1.3956E+04  -4.500       0.000
1.000       1.000       52.13       0.000       0.000     DI1_164_167_L_0
```

25 D	12.46	1.1677E-02	22.40	62.32	75.20	62.75	UL-RL	1.3956E+04	-4.700	0.000	
1.000	1.000	62.32	0.000	0.000	DI1_164_167_L_0						
26 D	14.50	1.0465E-02	25.60	72.51	78.40	72.94	UL-RL	1.3956E+04	-4.900	0.000	
1.000	1.000	72.51	0.000	0.000	DI1_164_167_L_0						
27 D	19.66	9.2557E-03	28.80	98.31	81.60	99.27	UL-RL	3.0039E+04	-5.100	0.000	
1.000	1.000	98.31	0.000	0.000	DI2_165_168_L_0						
28 D	22.03	8.0478E-03	32.00	110.1	84.80	111.1	UL-RL	3.0039E+04	-5.300	0.000	
1.000	1.000	110.1	0.000	0.000	DI2_165_168_L_0						
29 D	24.39	6.8417E-03	35.20	121.9	88.00	122.9	UL-RL	3.0039E+04	-5.500	0.000	
1.000	1.000	121.9	0.000	0.000	DI2_165_168_L_0						
30 D	26.75	5.6374E-03	38.40	133.8	91.20	134.7	UL-RL	3.0039E+04	-5.700	0.000	
1.000	1.000	133.8	0.000	0.000	DI2_165_168_L_0						
31 D	23.24	4.4348E-03	41.60	116.2	94.40	117.2	UL-RL	3.0039E+04	-5.900	0.000	
1.000	1.000	116.2	0.000	0.000	DI2_165_168_L_0						
32 D	19.33	3.2338E-03	44.80	96.65	97.60	97.64	UL-RL	3.0039E+04	-6.100	0.000	
1.000	1.000	96.65	0.000	0.000	DI2_165_168_L_0						
33 D	15.42	2.0342E-03	48.00	77.10	100.8	78.10	UL-RL	3.0039E+04	-6.300	0.000	
1.000	1.000	77.10	0.000	0.000	DI2_165_168_L_0						
34 D	11.51	8.3580E-04	51.20	57.56	104.0	58.57	UL-RL	3.0039E+04	-6.500	0.000	
1.000	1.000	57.56	0.000	0.000	DI2_165_168_L_0						
35 D	5.576	-3.6170E-04	54.40	27.88	107.2	53.60	UL-RL	3.0039E+04	-6.700	0.000	
1.000	1.000	27.88	0.000	0.000	DI2_165_168_L_0						
36 D	4.056	-1.5586E-03	57.60	20.28	110.4	55.20	ACTIVE	0.000	-6.900	0.000	
1.000	1.000	20.28	0.000	0.000	DI2_165_168_L_0						
37 D	4.293	-2.7550E-03	60.80	21.46	113.6	56.80	ACTIVE	0.000	-7.100	0.000	
1.000	1.000	21.46	0.000	0.000	DI2_165_168_L_0						
38 D	4.529	-3.9513E-03	64.00	22.64	116.8	58.40	ACTIVE	0.000	-7.300	0.000	
1.000	1.000	22.64	0.000	0.000	DI2_165_168_L_0						
39 D	2.382	-5.1475E-03	67.20	23.82	120.0	60.00	ACTIVE	0.000	-7.500	0.000	
1.000	1.000	23.82	0.000	0.000	DI2_165_168_L_0						

```
+-------------------------------------------------------------------------------------------------------------------------+
|                   PARATIEPLUS(TM)   NLS ENGINE RELEASE  2018.0    FULL VERSION  *Build date:Nov 13, 2017*              |
|                                                                                                                         |
|                                     NewProject.BaseDesignSection_28.A2M2R1_1213                                         |
|                                   Exe Time : 4 September 2018 18:00:41                                                  |
+-------------------------------------------------------------------------------------------------------------------------+
New Project


S T R E S S   R E S U L T S   F O R   G R O U P   N O.   3

WallElement_33                                                :
ELEMENT TYPE    2 NO.OF ELEMENTS. IN THIS GROUP   38
C U R R E N T   T I M E   I S      3.0000

 WALL2D ELEMENT

   EL      TA          TB          MA          MB
-------------------------------------------------------
    1-2.93493E-06 2.93493E-06 3.38455E-10-5.88729E-07
    2 0.31978    -0.31978     5.90087E-07 6.39547E-02
    3 0.90391    -0.90391    -6.39547E-02 0.24474
    4  1.7523     -1.7523    -0.24474     0.59519
    5  2.8648     -2.8648    -0.59519      1.1681
    6  4.2415     -4.2415     -1.1681      2.0165
    7  5.8825     -5.8825     -2.0165      3.1929
    8  7.7876     -7.7876     -3.1929      4.7505
    9  9.9569     -9.9569     -4.7505      6.7418
   10  12.390     -12.390     -6.7418      9.2199
   11  15.088     -15.088     -9.2199      12.237
   12  18.049     -18.049     -12.237      15.847
   13  21.275     -21.275     -15.847      20.102
   14  24.764     -24.764     -20.102      25.055
   15  28.523     -28.523     -25.055      30.760
   16  32.519     -32.519     -30.760      37.264
   17  35.919     -35.919     -37.264      40.855
   18  39.067     -39.067     -40.855      48.669
   19  42.485     -42.485     -48.669      57.166
   20  44.899     -44.899     -57.166      66.146
   21  45.659     -45.659     -66.146      75.278
   22  44.707     -44.707     -75.278      84.219
   23  42.049     -42.049     -84.219      92.629
   24  37.617     -37.617     -92.629      100.15
   25  31.411     -31.411     -100.15      106.43
   26  23.430     -23.430     -106.43      111.12
   27  9.8531     -9.8531     -111.12      113.09
   28 -5.8478      5.8478     -113.09      111.92
   29 -23.673      23.673     -111.92      107.19
   30 -43.623      43.623     -107.19      98.462
   31 -59.824      59.824     -98.462      86.497
   32 -71.874      71.874     -86.497      72.123
   33 -79.776      79.776     -72.123      56.167
   34 -83.531      83.531     -56.167      39.461
   35 -76.858      76.858     -39.461      24.090
   36 -62.386      62.386     -24.090      11.612
   37 -42.090      42.090     -11.612      3.1943
   38 -15.971      15.971     -3.1943    -7.13527E-11
```

```
+-------------------------------------------------------------------------------------------------------------------------+
|                   PARATIEPLUS(TM)   NLS ENGINE RELEASE  2018.0    FULL VERSION  *Build date:Nov 13, 2017*               |
|                                                                                                                         |
|                                     NewProject.BaseDesignSection_28.A2M2R1_1213                                         |
|                                  Exe Time : 4 September 2018 18:00:41                                                   |
+-------------------------------------------------------------------------------------------------------------------------+
New Project


S T R E S S   R E S U L T S   F O R   G R O U P   N O.   4

WallElement_New_20092                                          :
ELEMENT TYPE    2 NO.OF ELEMENTS. IN THIS GROUP   17
C U R R E N T   T I M E   I S      3.0000

 WALL2D ELEMENT

   EL      TA          TB          MA          MB
-----------------------------------------------------
    1 2.93836E-06-2.93836E-06 2.92857E-12 5.87669E-07
    2 4.76019E-04-4.76019E-04-5.87658E-07 9.57915E-05
    3 9.70045E-04-9.70045E-04-9.57915E-05 2.89801E-04
    4 1.48380E-03-1.48380E-03-2.89801E-04 5.86561E-04
    5 2.01725E-03-2.01725E-03-5.86561E-04 9.90010E-04
    6 2.57042E-03-2.57042E-03-9.90010E-04 1.50409E-03
    7 3.14302E-03-3.14302E-03-1.50409E-03 2.13270E-03
    8 3.73587E-03-3.73587E-03-2.13270E-03 2.87987E-03
    9 4.34545E-03-4.34545E-03-2.87987E-03 3.74896E-03
   10 4.98433E-03-4.98433E-03-3.74896E-03 4.74583E-03
   11 5.60477E-03-5.60477E-03-4.74583E-03 5.86678E-03
   12 6.38390E-03-6.38390E-03-5.86678E-03 7.14356E-03
   13 6.65939E-03-6.65939E-03-7.14356E-03 8.47544E-03
   14 8.90148E-03-8.90148E-03-8.47544E-03 1.02557E-02
   15 3.88916E-03-3.88916E-03-1.02557E-02 1.10336E-02
   16 2.60333E-02-2.60333E-02-1.10336E-02 1.62403E-02
   17-0.16240     0.16240    -1.62403E-02 1.15064E-11

ITER     0 RNORM = 0.000     RMNORM= 0.000
           RINORM=0.1189E+06 RIMNOR=0.2706E+06
           RENORM=0.3990E-05 REMNOR=0.2011E-16 RATIO =0.5792E-05 TOLER =0.1000E-03      CONVERGED !
           RFMAX = 83.53     RMMAX = 113.1
           RTSMAL=0.1000E-03 RMSMAL=0.1000E-02
           RDT   =0.1189E+06 RDR   =0.2706E+06
           RATIOT=0.5792E-05 RATIOR= 0.000
           MAX UN=0.2824E-07 IEQ=    86 NODE     18 DOF   1  Y-DISPL.F
           MIN UN=-.1997E-02 IEQ=     6 NODE      2 DOF   1  Y-DISPL.F
           NO. OF CONTACT CONSTRAINT VIOLATIONS     0
```

```
+-------------------------------------------------------------------------------------------------------------------------+
|                   PARATIEPLUS(TM)   NLS ENGINE RELEASE  2018.0    FULL VERSION  *Build date:Nov 13, 2017*              |
|                                                                                                                         |
|                                     NewProject.BaseDesignSection_28.A2M2R1_1213                                         |
|                                  Exe Time : 4 September 2018 18:00:41                                                   |
+-------------------------------------------------------------------------------------------------------------------------+
New Project
SOLUTION REACHED USING     0 ITERATIONS ON   40

no equilibrium iterations were performed to
obtain current solution

P R I N T   O U T   F O R   T I M E   S T E P    4     ( AT TIME   4.000     )

PRINT OUT OF ACTIVE COMPONENTS (FIXED NODES ARE NOT PRINTED OUT)
```

	Y-DISPL.F (02)	X-ROT. F (04)	Y-DISPL.S (08)	X-ROT. S (10)	Y-FORCE (14)	GAP	C-FORCE
1	4.0366594E-02	-6.1153757E-03	4.0366594E-02	-3.6137982E-06	-7.9483061E-16	-6.9388939E-18	-2.9383304E-06
2	3.9143519E-02	-6.1153757E-03	3.9143519E-02	-3.6137953E-06	-6.3985136E-14	0.000000	-4.7308059E-04
3	3.7920444E-02	-6.1153731E-03	3.7920444E-02	-3.6133127E-06	-6.6818137E-14	-6.9388939E-18	-4.9402667E-04
4	3.6697371E-02	-6.1153606E-03	3.6697371E-02	-3.6113822E-06	-6.9486335E-14	0.000000	-5.1375426E-04
5	3.5474301E-02	-6.1153265E-03	3.5474301E-02	-3.6069945E-06	-7.2149822E-14	-6.9388939E-18	-5.3344702E-04
6	3.4251242E-02	-6.1152549E-03	3.4251242E-02	-3.5991012E-06	-7.4817739E-14	0.000000	-5.5317254E-04
7	3.3028203E-02	-6.1151257E-03	3.3028203E-02	-3.5866140E-06	-7.7445022E-14	-6.9388939E-18	-5.7259762E-04
8	3.1805198E-02	-6.1149143E-03	3.1805198E-02	-3.5684058E-06	-8.0184646E-14	-6.9388939E-18	-5.9285331E-04
9	3.0582245E-02	-6.1145920E-03	3.0582245E-02	-3.5433095E-06	-8.2446747E-14	6.9388939E-18	-6.0957839E-04
10	2.9359370E-02	-6.1141257E-03	2.9359370E-02	-3.5101210E-06	-8.6409830E-14	0.000000	-6.3887984E-04
11	2.8136607E-02	-6.1134781E-03	2.8136607E-02	-3.4675904E-06	-8.3916383E-14	3.4694470E-18	-6.2044429E-04
12	2.6913994E-02	-6.1126074E-03	2.6913994E-02	-3.4144565E-06	-1.0537908E-13	-3.4694470E-18	-7.7913094E-04
13	2.5691582E-02	-6.1114678E-03	2.5691582E-02	-3.3493179E-06	-3.7260335E-14	0.000000	-2.7548806E-04
14	2.4469428E-02	-6.1100092E-03	2.4469428E-02	-3.2711187E-06	-3.0324770E-13	0.000000	-2.2420926E-03
15	2.3247603E-02	-6.1081769E-03	2.3247603E-02	-3.1773377E-06	6.7792780E-13	-3.4694470E-18	5.0123279E-03
16	2.2026186E-02	-6.1059121E-03	2.2026186E-02	-3.0707491E-06	-2.9950669E-12	1.0408341E-17	-2.2144164E-02
17	2.0805265E-02	-6.1031520E-03	2.0805265E-02	-2.9341972E-06	5.6635513E-12	0.000000	0.1884375
18	2.0195034E-02	-6.1015672E-03	2.0195034E-02	-2.8935428E-06	-4.8811033E-12	-3.4694470E-18	-0.1624042
19	1.8975073E-02	-6.0979346E-03	1.8975073E-02	0.000000	2.2889854E-17	-3.4694470E-18	1.6923846E-07
20	1.7755904E-02	-6.0936403E-03	1.7755904E-02	0.000000	3.8235060E-17	6.9388939E-18	2.8269480E-07
21	1.6537664E-02	-6.0886369E-03	1.6537664E-02	0.000000	5.3822664E-17	3.4694470E-18	3.9794333E-07
22	1.5320498E-02	-6.0828985E-03	1.5320498E-02	0.000000	6.9670313E-17	-3.4694470E-18	5.1511452E-07
23	1.4104554E-02	-6.0764268E-03	1.4104554E-02	0.000000	8.5794579E-17	0.000000	6.3433092E-07
24	1.2889975E-02	-6.0692511E-03	1.2889975E-02	0.000000	1.0220988E-16	3.4694470E-18	7.5570479E-07
25	1.1676903E-02	-6.0614289E-03	1.1676903E-02	0.000000	1.1893101E-16	3.4694470E-18	8.7933508E-07
26	1.0465447E-02	-6.0530465E-03	1.0465447E-02	0.000000	1.3596993E-16	-1.7347235E-18	1.0053075E-06
27	9.2557136E-03	-6.0442191E-03	9.2557136E-03	0.000000	1.5333324E-16	-1.7347235E-18	1.1336882E-06
28	8.0477769E-03	-6.0351215E-03	8.0477769E-03	0.000000	1.7102833E-16	0.000000	1.2645190E-06
29	6.8416672E-03	-6.0259915E-03	6.8416672E-03	0.000000	1.8905259E-16	0.000000	1.3977941E-06
30	5.6373704E-03	-6.0171011E-03	5.6373704E-03	0.000000	2.0740000E-16	0.000000	1.5334490E-06
31	4.4347964E-03	-6.0087567E-03	4.4347964E-03	0.000000	2.2605383E-16	8.6736174E-19	1.6713569E-06
32	3.2338117E-03	-6.0012518E-03	3.2338117E-03	0.000000	2.4498393E-16	0.000000	1.8113188E-06
33	2.0342244E-03	-5.9948157E-03	2.0342244E-03	0.000000	2.6415463E-16	-4.3368087E-19	1.9530598E-06
34	8.3580338E-04	-5.9896103E-03	8.3580338E-04	0.000000	2.8351539E-16	-2.1684043E-19	2.0962217E-06
35	-3.6170207E-04	-5.9857301E-03	-3.6170207E-04	0.000000	3.0300965E-16	1.0842022E-19	2.2403560E-06
36	-1.5585694E-03	-5.9831515E-03	-1.5585694E-03	0.000000	3.2256447E-16	2.1684043E-19	2.3849201E-06
37	-2.7550380E-03	-5.9817028E-03	-2.7550380E-03	0.000000	3.4210706E-16	8.6736174E-19	2.5294107E-06
38	-3.9513071E-03	-5.9811020E-03	-3.9513071E-03	0.000000	3.6164462E-16	0.000000	2.6738039E-06
39	-5.1475282E-03	-5.9809724E-03	-5.1475282E-03	0.000000	7.6235843E-16	-8.6736174E-19	2.8181687E-06

```
+-------------------------------------------------------------------------------------------------------------------------------+
|                   PARATIEPLUS(TM)   NLS ENGINE RELEASE  2018.0    FULL VERSION  *Build date:Nov 13, 2017*                    |
|                                                                                                                               |
|                                      NewProject.BaseDesignSection_28.A2M2R1_1213                                              |
|                                    Exe Time : 4 September 2018 18:00:41                                                       |
+-------------------------------------------------------------------------------------------------------------------------------+
New Project


S T R E S S   R E S U L T S   F O R   G R O U P   N O.   1

0_L                                                          :
ELEMENT TYPE    5 NO.OF ELEMENTS. IN THIS GROUP   39
C U R R E N T   T I M E   I S      4.0000

 HARDENING 2D SOIL ELEMENT

 ****** TOTAL STRESS FORMULATION *****

  EL *   FORCE     DISPL-Y  VERTICAL-P  HORIZON.-P     MAX-V-P     MAX-H-P           STATE   STIFFNESS Z-LEVEL      PORE
E FACTOR    UFACTOR       Peq           Su_a         Su_p     LAYER
 ------------------------------------------------------------------------------------------------------------------------------
-------------------------------------------------------------------------------------------
   1 D   0.000     -4.0367E-02   0.000       0.000       0.000       0.000           UL-RL  1.7055E+04   0.000       0.000
1.000       1.000       0.000       0.000       0.000     DI1_164_167_L_0
   2 D  0.3183     -3.9144E-02   3.200       1.591       3.200       1.618           UL-RL  1.7055E+04 -0.2000       0.000
1.000       1.000       1.591       0.000       0.000     DI1_164_167_L_0
   3 D  0.5846     -3.7920E-02   6.400       2.923       6.400       3.200           UL-RL  1.7055E+04 -0.4000       0.000
1.000       1.000       2.923       0.000       0.000     DI1_164_167_L_0
   4 D  0.8489     -3.6697E-02   9.600       4.244       9.600       4.800           UL-RL  1.7055E+04 -0.6000       0.000
1.000       1.000       4.244       0.000       0.000     DI1_164_167_L_0
   5 D   1.113     -3.5474E-02   12.80       5.565       12.80       6.400           UL-RL  1.7055E+04 -0.8000       0.000
1.000       1.000       5.565       0.000       0.000     DI1_164_167_L_0
   6 D   1.377     -3.4251E-02   16.00       6.886       16.00       8.000           UL-RL  1.7055E+04  -1.000       0.000
1.000       1.000       6.886       0.000       0.000     DI1_164_167_L_0
   7 D   1.642     -3.3028E-02   19.20       8.208       19.20       9.600           UL-RL  1.7055E+04  -1.200       0.000
1.000       1.000       8.208       0.000       0.000     DI1_164_167_L_0
   8 D   1.906     -3.1805E-02   22.40       9.529       22.40       11.20           UL-RL  1.7055E+04  -1.400       0.000
1.000       1.000       9.529       0.000       0.000     DI1_164_167_L_0
   9 D   2.170     -3.0582E-02   25.60       10.85       25.60       12.80           UL-RL  1.7055E+04  -1.600       0.000
1.000       1.000       10.85       0.000       0.000     DI1_164_167_L_0
  10 D   2.434     -2.9359E-02   28.80       12.17       28.80       14.40           UL-RL  1.7055E+04  -1.800       0.000
1.000       1.000       12.17       0.000       0.000     DI1_164_167_L_0
  11 D   2.698     -2.8137E-02   32.00       13.49       32.00       16.00           UL-RL  1.7055E+04  -2.000       0.000
1.000       1.000       13.49       0.000       0.000     DI1_164_167_L_0
  12 D   2.962     -2.6914E-02   35.20       14.81       35.20       17.60           UL-RL  1.7055E+04  -2.200       0.000
1.000       1.000       14.81       0.000       0.000     DI1_164_167_L_0
  13 D   3.226     -2.5692E-02   38.40       16.13       38.40       19.20           UL-RL  1.7055E+04  -2.400       0.000
1.000       1.000       16.13       0.000       0.000     DI1_164_167_L_0
  14 D   3.490     -2.4469E-02   41.60       17.45       41.60       20.80           UL-RL  1.7055E+04  -2.600       0.000
1.000       1.000       17.45       0.000       0.000     DI1_164_167_L_0
  15 D   3.754     -2.3248E-02   44.80       18.77       44.80       22.40           UL-RL  1.7055E+04  -2.800       0.000
1.000       1.000       18.77       0.000       0.000     DI1_164_167_L_0
  16 D   4.018     -2.2026E-02   48.00       20.09       48.00       24.00           UL-RL  1.7055E+04  -3.000       0.000
1.000       1.000       20.09       0.000       0.000     DI1_164_167_L_0
  17 D   3.212     -2.0805E-02   51.20       21.41       51.20       25.60           UL-RL  1.7055E+04  -3.200       0.000
1.000       1.000       21.41       0.000       0.000     DI1_164_167_L_0
  18 D   3.310     -2.0195E-02   52.80       22.07       52.80       26.40           UL-RL  1.7055E+04  -3.300       0.000
1.000       1.000       22.07       0.000       0.000     DI1_164_167_L_0
  19 D   4.678     -1.8975E-02   56.00       23.39       56.00       28.00           UL-RL  1.7055E+04  -3.500       0.000
1.000       1.000       23.39       0.000       0.000     DI1_164_167_L_0
  20 D   4.941     -1.7756E-02   59.20       24.71       59.20       29.60           UL-RL  1.7055E+04  -3.700       0.000
1.000       1.000       24.71       0.000       0.000     DI1_164_167_L_0
  21 D   5.205     -1.6538E-02   62.40       26.02       62.40       31.20           UL-RL  1.7055E+04  -3.900       0.000
1.000       1.000       26.02       0.000       0.000     DI1_164_167_L_0
  22 D   5.468     -1.5320E-02   65.60       27.34       65.60       32.80           UL-RL  1.7055E+04  -4.100       0.000
1.000       1.000       27.34       0.000       0.000     DI1_164_167_L_0
  23 D   5.731     -1.4105E-02   68.80       28.66       68.80       34.40           UL-RL  1.7055E+04  -4.300       0.000
1.000       1.000       28.66       0.000       0.000     DI1_164_167_L_0
  24 D   5.994     -1.2890E-02   72.00       29.97       72.00       36.00           UL-RL  1.7055E+04  -4.500       0.000
1.000       1.000       29.97       0.000       0.000     DI1_164_167_L_0
```

```
  25 D   6.257     -1.1677E-02   75.20       31.29       75.20       37.60          UL-RL  1.7055E+04  -4.700       0.000
1.000       1.000       31.29       0.000       0.000     DI1_164_167_L_0
  26 D   6.520     -1.0465E-02   78.40       32.60       78.40       39.20          UL-RL  1.7055E+04  -4.900       0.000
1.000       1.000       32.60       0.000       0.000     DI1_164_167_L_0
  27 D   6.086     -9.2557E-03   81.60       30.43       81.60       40.80          UL-RL  4.0709E+04  -5.100       0.000
1.000       1.000       30.43       0.000       0.000     DI2_165_168_L_0
  28 D   6.325     -8.0478E-03   84.80       31.62       84.80       42.40          UL-RL  4.0709E+04  -5.300       0.000
1.000       1.000       31.62       0.000       0.000     DI2_165_168_L_0
  29 D   6.563     -6.8417E-03   88.00       32.82       88.00       44.00          UL-RL  4.0709E+04  -5.500       0.000
1.000       1.000       32.82       0.000       0.000     DI2_165_168_L_0
  30 D   6.802     -5.6374E-03   91.20       34.01       91.20       45.60          UL-RL  4.0709E+04  -5.700       0.000
1.000       1.000       34.01       0.000       0.000     DI2_165_168_L_0
  31 D   7.041     -4.4348E-03   94.40       35.20       94.40       47.20          UL-RL  4.0709E+04  -5.900       0.000
1.000       1.000       35.20       0.000       0.000     DI2_165_168_L_0
  32 D   7.279     -3.2338E-03   97.60       36.40       97.60       48.80          UL-RL  4.0709E+04  -6.100       0.000
1.000       1.000       36.40       0.000       0.000     DI2_165_168_L_0
  33 D   7.518     -2.0342E-03   100.8       37.59       100.8       50.40          UL-RL  4.0709E+04  -6.300       0.000
1.000       1.000       37.59       0.000       0.000     DI2_165_168_L_0
  34 D   7.756     -8.3580E-04   104.0       38.78       104.0       52.00          UL-RL  4.0709E+04  -6.500       0.000
1.000       1.000       38.78       0.000       0.000     DI2_165_168_L_0
  35 D   12.25      3.6170E-04   107.2       61.25       107.2       64.12          UL-RL  4.0709E+04  -6.700       0.000
1.000       1.000       61.25       0.000       0.000     DI2_165_168_L_0
  36 D   18.53      1.5586E-03   110.4       92.64       110.4       92.64          UL-RL  4.0709E+04  -6.900       0.000
1.000       1.000       92.64       0.000       0.000     DI2_165_168_L_0
  37 D   24.59      2.7550E-03   113.6       122.9       113.6       122.9          UL-RL  4.0709E+04  -7.100       0.000
1.000       1.000       122.9       0.000       0.000     DI2_165_168_L_0
  38 D   30.65      3.9513E-03   116.8       153.2       116.8       153.2          UL-RL  4.0709E+04  -7.300       0.000
1.000       1.000       153.2       0.000       0.000     DI2_165_168_L_0
  39 D   18.35      5.1475E-03   120.0       183.5       120.0       183.5          UL-RL  4.0709E+04  -7.500       0.000
1.000       1.000       183.5       0.000       0.000     DI2_165_168_L_0
```

```
+-------------------------------------------------------------------------------------------------------------------------------+
|                  PARATIEPLUS(TM)   NLS ENGINE RELEASE  2018.0    FULL VERSION  *Build date:Nov 13, 2017*                    |
|                                                                                                                               |
|                                     NewProject.BaseDesignSection_28.A2M2R1_1213                                               |
|                                   Exe Time : 4 September 2018 18:00:41                                                        |
+-------------------------------------------------------------------------------------------------------------------------------+
New Project


S T R E S S   R E S U L T S   F O R   G R O U P   N O.   2

0_R                                                          :
ELEMENT TYPE    5 NO.OF ELEMENTS. IN THIS GROUP   39
C U R R E N T   T I M E   I S      4.0000

 HARDENING 2D SOIL ELEMENT

 ****** TOTAL STRESS FORMULATION *****

  EL *   FORCE     DISPL-Y  VERTICAL-P  HORIZON.-P     MAX-V-P     MAX-H-P           STATE   STIFFNESS Z-LEVEL      PORE
E FACTOR    UFACTOR       Peq           Su_a         Su_p     LAYER
 ------------------------------------------------------------------------------------------------------------------------------
-------------------------------------------------------------------------------------------
   1     0.000         --          --          --          --          --          REMOVED     --        0.000       0.000
1.000       1.000       0.000       0.000       0.000     not available
   2     0.000         --          --          --          --          --          REMOVED     --      -0.2000       0.000
1.000       1.000       0.000       0.000       0.000     not available
   3     0.000         --          --          --          --          --          REMOVED     --      -0.4000       0.000
1.000       1.000       0.000       0.000       0.000     not available
   4     0.000         --          --          --          --          --          REMOVED     --      -0.6000       0.000
1.000       1.000       0.000       0.000       0.000     not available
   5     0.000         --          --          --          --          --          REMOVED     --      -0.8000       0.000
1.000       1.000       0.000       0.000       0.000     not available
   6     0.000         --          --          --          --          --          REMOVED     --       -1.000       0.000
1.000       1.000       0.000       0.000       0.000     not available
   7     0.000         --          --          --          --          --          REMOVED     --       -1.200       0.000
1.000       1.000       0.000       0.000       0.000     not available
   8     0.000         --          --          --          --          --          REMOVED     --       -1.400       0.000
1.000       1.000       0.000       0.000       0.000     not available
   9     0.000         --          --          --          --          --          REMOVED     --       -1.600       0.000
1.000       1.000       0.000       0.000       0.000     not available
  10     0.000         --          --          --          --          --          REMOVED     --       -1.800       0.000
1.000       1.000       0.000       0.000       0.000     not available
  11     0.000         --          --          --          --          --          REMOVED     --       -2.000       0.000
1.000       1.000       0.000       0.000       0.000     not available
  12     0.000         --          --          --          --          --          REMOVED     --       -2.200       0.000
1.000       1.000       0.000       0.000       0.000     not available
  13     0.000         --          --          --          --          --          REMOVED     --       -2.400       0.000
1.000       1.000       0.000       0.000       0.000     not available
  14     0.000         --          --          --          --          --          REMOVED     --       -2.600       0.000
1.000       1.000       0.000       0.000       0.000     not available
  15     0.000         --          --          --          --          --          REMOVED     --       -2.800       0.000
1.000       1.000       0.000       0.000       0.000     not available
  16     0.000         --          --          --          --          --          REMOVED     --       -3.000       0.000
1.000       1.000       0.000       0.000       0.000     not available
  17     0.000         --          --          --          --          --          REMOVED     --       -3.200       0.000
1.000       1.000       0.000       0.000       0.000     not available
  18 D   0.000      2.0195E-02   0.000       0.000       0.000       0.000         UL-RL  1.3956E+04  -3.300       0.000
1.000       1.000       0.000       0.000       0.000     DI1_164_167_L_0
  19 D   1.259      1.8975E-02   3.200       6.297       56.00       28.00         UL-RL  1.3956E+04  -3.500       0.000
1.000       1.000       6.297       0.000       0.000     DI1_164_167_L_0
  20 D   2.528      1.7756E-02   6.400       12.64       59.20       29.60         UL-RL  1.3956E+04  -3.700       0.000
1.000       1.000       12.64       0.000       0.000     DI1_164_167_L_0
  21 D   4.444      1.6538E-02   9.600       22.22       62.40       31.20         UL-RL  1.3956E+04  -3.900       0.000
1.000       1.000       22.22       0.000       0.000     DI1_164_167_L_0
  22 D   6.420      1.5320E-02   12.80       32.10       65.60       32.80         UL-RL  1.3956E+04  -4.100       0.000
1.000       1.000       32.10       0.000       0.000     DI1_164_167_L_0
  23 D   8.389      1.4105E-02   16.00       41.95       68.80       42.37         UL-RL  1.3956E+04  -4.300       0.000
1.000       1.000       41.95       0.000       0.000     DI1_164_167_L_0
  24 D   10.43      1.2890E-02   19.20       52.13       72.00       52.56         UL-RL  1.3956E+04  -4.500       0.000
1.000       1.000       52.13       0.000       0.000     DI1_164_167_L_0
```

```
  25 D   12.46      1.1677E-02   22.40       62.32       75.20       62.75          UL-RL  1.3956E+04  -4.700       0.000
1.000       1.000       62.32       0.000       0.000     DI1_164_167_L_0
  26 D   14.50      1.0465E-02   25.60       72.51       78.40       72.94          UL-RL  1.3956E+04  -4.900       0.000
1.000       1.000       72.51       0.000       0.000     DI1_164_167_L_0
  27 D   19.66      9.2557E-03   28.80       98.31       81.60       99.27          UL-RL  3.0039E+04  -5.100       0.000
1.000       1.000       98.31       0.000       0.000     DI2_165_168_L_0
  28 D   22.03      8.0478E-03   32.00       110.1       84.80       111.1          UL-RL  3.0039E+04  -5.300       0.000
1.000       1.000       110.1       0.000       0.000     DI2_165_168_L_0
  29 D   24.39      6.8417E-03   35.20       121.9       88.00       122.9          UL-RL  3.0039E+04  -5.500       0.000
1.000       1.000       121.9       0.000       0.000     DI2_165_168_L_0
  30 D   26.75      5.6374E-03   38.40       133.8       91.20       134.7          UL-RL  3.0039E+04  -5.700       0.000
1.000       1.000       133.8       0.000       0.000     DI2_165_168_L_0
  31 D   23.24      4.4348E-03   41.60       116.2       94.40       117.2          UL-RL  3.0039E+04  -5.900       0.000
1.000       1.000       116.2       0.000       0.000     DI2_165_168_L_0
  32 D   19.33      3.2338E-03   44.80       96.65       97.60       97.64          UL-RL  3.0039E+04  -6.100       0.000
1.000       1.000       96.65       0.000       0.000     DI2_165_168_L_0
  33 D   15.42      2.0342E-03   48.00       77.10       100.8       78.10          UL-RL  3.0039E+04  -6.300       0.000
1.000       1.000       77.10       0.000       0.000     DI2_165_168_L_0
  34 D   11.51      8.3580E-04   51.20       57.56       104.0       58.57          UL-RL  3.0039E+04  -6.500       0.000
1.000       1.000       57.56       0.000       0.000     DI2_165_168_L_0
  35 D   5.576     -3.6170E-04   54.40       27.88       107.2       53.60          UL-RL  3.0039E+04  -6.700       0.000
1.000       1.000       27.88       0.000       0.000     DI2_165_168_L_0
  36 D   4.056     -1.5586E-03   57.60       20.28       110.4       55.20          UL-RL  3.0039E+04  -6.900       0.000
1.000       1.000       20.28       0.000       0.000     DI2_165_168_L_0
  37 D   4.293     -2.7550E-03   60.80       21.46       113.6       56.80          UL-RL  3.0039E+04  -7.100       0.000
1.000       1.000       21.46       0.000       0.000     DI2_165_168_L_0
  38 D   4.529     -3.9513E-03   64.00       22.64       116.8       58.40          UL-RL  3.0039E+04  -7.300       0.000
1.000       1.000       22.64       0.000       0.000     DI2_165_168_L_0
  39 D   2.382     -5.1475E-03   67.20       23.82       120.0       60.00          UL-RL  3.0039E+04  -7.500       0.000
1.000       1.000       23.82       0.000       0.000     DI2_165_168_L_0
```

```
+-------------------------------------------------------------------------------------------------------------------------+
|                   PARATIEPLUS(TM)   NLS ENGINE RELEASE  2018.0    FULL VERSION  *Build date:Nov 13, 2017*              |
|                                                                                                                         |
|                                     NewProject.BaseDesignSection_28.A2M2R1_1213                                         |
|                                   Exe Time : 4 September 2018 18:00:41                                                  |
+-------------------------------------------------------------------------------------------------------------------------+
New Project


S T R E S S   R E S U L T S   F O R   G R O U P   N O.   3

WallElement_33                                                  :
ELEMENT TYPE    2 NO.OF ELEMENTS. IN THIS GROUP   38
C U R R E N T   T I M E   I S     4.0000

 WALL2D ELEMENT

   EL      TA          TB          MA          MB
-------------------------------------------------------
    1-2.93493E-06 2.93493E-06 3.38455E-10-5.88729E-07
    2 0.31978    -0.31978     5.90087E-07 6.39547E-02
    3 0.90391    -0.90391    -6.39547E-02 0.24474
    4  1.7523     -1.7523    -0.24474     0.59519
    5  2.8648     -2.8648    -0.59519      1.1681
    6  4.2415     -4.2415     -1.1681      2.0165
    7  5.8825     -5.8825     -2.0165      3.1929
    8  7.7876     -7.7876     -3.1929      4.7505
    9  9.9569     -9.9569     -4.7505      6.7418
   10  12.390     -12.390     -6.7418      9.2199
   11  15.088     -15.088     -9.2199      12.237
   12  18.049     -18.049     -12.237      15.847
   13  21.275     -21.275     -15.847      20.102
   14  24.764     -24.764     -20.102      25.055
   15  28.523     -28.523     -25.055      30.760
   16  32.519     -32.519     -30.760      37.264
   17  35.919     -35.919     -37.264      40.855
   18  39.067     -39.067     -40.855      48.669
   19  42.485     -42.485     -48.669      57.166
   20  44.899     -44.899     -57.166      66.146
   21  45.659     -45.659     -66.146      75.278
   22  44.707     -44.707     -75.278      84.219
   23  42.049     -42.049     -84.219      92.629
   24  37.617     -37.617     -92.629      100.15
   25  31.411     -31.411     -100.15      106.43
   26  23.430     -23.430     -106.43      111.12
   27  9.8531     -9.8531     -111.12      113.09
   28 -5.8478      5.8478     -113.09      111.92
   29 -23.673      23.673     -111.92      107.19
   30 -43.623      43.623     -107.19      98.462
   31 -59.824      59.824     -98.462      86.497
   32 -71.874      71.874     -86.497      72.123
   33 -79.776      79.776     -72.123      56.167
   34 -83.531      83.531     -56.167      39.461
   35 -76.858      76.858     -39.461      24.090
   36 -62.386      62.386     -24.090      11.612
   37 -42.090      42.090     -11.612      3.1943
   38 -15.971      15.971     -3.1943    -7.13527E-11
```

```
+-------------------------------------------------------------------------------------------------------------------------+
|                   PARATIEPLUS(TM)   NLS ENGINE RELEASE  2018.0    FULL VERSION  *Build date:Nov 13, 2017*               |
|                                                                                                                         |
|                                      NewProject.BaseDesignSection_28.A2M2R1_1213                                        |
|                                   Exe Time : 4 September 2018 18:00:41                                                  |
+-------------------------------------------------------------------------------------------------------------------------+
New Project


S T R E S S   R E S U L T S   F O R   G R O U P   N O.   4

WallElement_New_20092                                          :
ELEMENT TYPE    2 NO.OF ELEMENTS. IN THIS GROUP   17
C U R R E N T   T I M E   I S      4.0000

 WALL2D ELEMENT

   EL      TA          TB          MA          MB
-----------------------------------------------------
    1 2.93836E-06-2.93836E-06 2.92857E-12 5.87669E-07
    2 4.76019E-04-4.76019E-04-5.87658E-07 9.57915E-05
    3 9.70045E-04-9.70045E-04-9.57915E-05 2.89801E-04
    4 1.48380E-03-1.48380E-03-2.89801E-04 5.86561E-04
    5 2.01725E-03-2.01725E-03-5.86561E-04 9.90010E-04
    6 2.57042E-03-2.57042E-03-9.90010E-04 1.50409E-03
    7 3.14302E-03-3.14302E-03-1.50409E-03 2.13270E-03
    8 3.73587E-03-3.73587E-03-2.13270E-03 2.87987E-03
    9 4.34545E-03-4.34545E-03-2.87987E-03 3.74896E-03
   10 4.98433E-03-4.98433E-03-3.74896E-03 4.74583E-03
   11 5.60477E-03-5.60477E-03-4.74583E-03 5.86678E-03
   12 6.38390E-03-6.38390E-03-5.86678E-03 7.14356E-03
   13 6.65939E-03-6.65939E-03-7.14356E-03 8.47544E-03
   14 8.90148E-03-8.90148E-03-8.47544E-03 1.02557E-02
   15 3.88916E-03-3.88916E-03-1.02557E-02 1.10336E-02
   16 2.60333E-02-2.60333E-02-1.10336E-02 1.62403E-02
   17-0.16240     0.16240    -1.62403E-02 1.15064E-11
```

```
+-------------------------------------------------------------------------------------------------------------------------+
|                   PARATIEPLUS(TM)   NLS ENGINE RELEASE  2018.0    FULL VERSION  *Build date:Nov 13, 2017*               |
|                                                                                                                         |
|                                     NewProject.BaseDesignSection_28.A2M2R1_1213                                         |
|                                  Exe Time : 4 September 2018 18:00:41                                                   |
+-------------------------------------------------------------------------------------------------------------------------+


     F I N A L    I N C R E M E N T A L    A N A L Y S I S

                    S U M M A R Y

     STEP                                    NO. OF ITERATIONS

        1           CONVERGENCE :YES                        0
        2           CONVERGENCE :YES                        7
        3           CONVERGENCE :YES                        3
        4           CONVERGENCE :YES                        0


 END OF PROCESS FOR PROBLEM
New Project
NONLINEAR SOLUTION CPU TIME ....    0.06 [sec]
DATABASE  CREATION CPU TIME.....    0.20 [sec]
```

Design Assumption : SISMICA STR - File di Paratie - File di input (.d)

```
* PARATIE ANALYSIS FOR DESIGN SECTION:Base Design Section USING ASSUMPTION: SISMICA STR
 * Time:martedì 4 settembre 2018 18:00:41
 * 1: Defining general settings
 UNIT  m kN
 TITLE New Project
 DELTA 0.2
 option param itemax 40
 option control hinges 0 0.0001 0.001

 * 2: Defining wall(s)
 WALL LeftWall_32 0 -7.5 0 1

 * 3: Defining surfaces for wall(s)
 SOIL 0_L LeftWall_32 -7.5 0 1 0
 SOIL 0_R LeftWall_32 -7.5 0 2 180

 * 4: Defining soil layers
 *
 * Soil Profile (DI1_164_167_L_0)
 *
 LDATA DI1_164_167_L_0 0 LeftWall_32
 ATREST 0.5 0.5 1
 WEIGHT 16 6 10
 PERMEABILITY 1E-05
 RESISTANCE 0 30 0 0 0
 YOUNG 3E+04 4.8E+04
 ENDL
 *
 * Soil Profile (DI2_165_168_L_0)
 *
 LDATA DI2_165_168_L_0 -5 LeftWall_32
 ATREST 0.5 0.5 1
 WEIGHT 16 6 10
 PERMEABILITY 1E-05
 RESISTANCE 1 33 0 0 0
 YOUNG 6.8E+04 1.088E+05
 ENDL

 * 5: Defining structural materials
 * Steel material: 108 Name=Fe360 E=206000200 kPa
 MATERIAL Fe360_108 2.06E+08
 * Concrete material: 104 Name=C25/30 E=31475800 kPa
 MATERIAL C2530_104 3.148E+07
 * Concrete material: 103 Name=C20/25 E=29962000 kPa
 MATERIAL C2025_103 2.996E+07

 * 6: Defining structural elements
 * 6.1: Beams and combined Wall Elements
 BEAM WallElement_33 LeftWall_32 -7.5 0 C2530_104 0.9794 00 00 0
 BEAM WallElement_New_20092 LeftWall_32 -3.3 0 C2025_103 0.2 00 00 0 slave


 * 6.2: Supports




 * 6.3: Strips

 * 7: Defining Steps
 STEP Stage1_31
 CHANGE DI1_164_167_L_0 U-FRICT=30 LeftWall_32
 CHANGE DI1_164_167_L_0 D-FRICT=30 LeftWall_32
 CHANGE DI1_164_167_L_0 U-KA=0.333 LeftWall_32
 CHANGE DI1_164_167_L_0 U-KP=4.288 LeftWall_32
 CHANGE DI1_164_167_L_0 D-KA=0.333 LeftWall_32
```

```
CHANGE DI1_164_167_L_0 D-KP=4.288 LeftWall_32
CHANGE DI2_165_168_L_0 U-FRICT=33 LeftWall_32
CHANGE DI2_165_168_L_0 D-FRICT=33 LeftWall_32
CHANGE DI2_165_168_L_0 U-KA=0.295 LeftWall_32
CHANGE DI2_165_168_L_0 U-KP=5.16 LeftWall_32
CHANGE DI2_165_168_L_0 D-KA=0.295 LeftWall_32
CHANGE DI2_165_168_L_0 D-KP=5.16 LeftWall_32
CHANGE DI1_164_167_L_0 U-COHE=0 LeftWall_32
CHANGE DI1_164_167_L_0 U-ADHES=0 LeftWall_32
CHANGE DI1_164_167_L_0 D-COHE=0 LeftWall_32
CHANGE DI1_164_167_L_0 D-ADHES=0 LeftWall_32
CHANGE DI2_165_168_L_0 U-COHE=1 LeftWall_32
CHANGE DI2_165_168_L_0 U-ADHES=0 LeftWall_32
CHANGE DI2_165_168_L_0 D-COHE=1 LeftWall_32
CHANGE DI2_165_168_L_0 D-ADHES=0 LeftWall_32
SETWALL LeftWall_32
GEOM 0 0
WATER -18 0 -7.5 0 0
ADD WallElement_33
ENDSTEP

STEP Stage2_19604
SETWALL LeftWall_32
GEOM 0 -3.5
WATER -18 0 -7.5 0 0
ENDSTEP

STEP Stage3_19848
SETWALL LeftWall_32
GEOM 0 -3.3
WATER -18 0 -7.5 0 0
ADD WallElement_New_20092
ENDSTEP

STEP Stage4_20681
SETWALL LeftWall_32
GEOM 0 -3.3
WATER -18 0 -7.5 0 0
CHANGE DI1_164_167_L_0 U-KAED=0.4851 LeftWall_32
CHANGE DI1_164_167_L_0 U-KAEW=0.8317 LeftWall_32
CHANGE DI1_164_167_L_0 U-KPED=4.126 LeftWall_32
CHANGE DI1_164_167_L_0 U-KPEW=2.79 LeftWall_32
CHANGE DI1_164_167_L_0 D-KAED=0.4286 LeftWall_32
CHANGE DI1_164_167_L_0 D-KAEW=0.8836 LeftWall_32
CHANGE DI1_164_167_L_0 D-KPED=3.335 LeftWall_32
CHANGE DI1_164_167_L_0 D-KPEW=1.828 LeftWall_32
CHANGE DI2_165_168_L_0 U-KAED=0.4349 LeftWall_32
CHANGE DI2_165_168_L_0 U-KAEW=0.7401 LeftWall_32
CHANGE DI2_165_168_L_0 U-KPED=5.009 LeftWall_32
CHANGE DI2_165_168_L_0 U-KPEW=3.557 LeftWall_32
CHANGE DI2_165_168_L_0 D-KAED=0.3858 LeftWall_32
CHANGE DI2_165_168_L_0 D-KAEW=0.7553 LeftWall_32
CHANGE DI2_165_168_L_0 D-KPED=4.059 LeftWall_32
CHANGE DI2_165_168_L_0 D-KPEW=2.489 LeftWall_32
EQK 0.18 0.09002 -0.09002 0 0.5 0 0.5 0 0
WOOD 18.34 18.34 -3.3 0
* Include pressure contribution from wall: LeftWall_32
* Include wall contribution
DLOAD step LeftWall_32 -3.3 3.916 0 3.916
DLOAD step LeftWall_32 -3.3 0.9002 0 0.9002
ENDSTEP
```

Design Assumption : SISMICA STR - File di Paratie - File di output (.out)

```
+-------------------------------------------------------------------------------------------------------------------+
|                    PARATIEPLUS(TM)   NLS ENGINE RELEASE  2018.0    FULL VERSION  *Build date:Nov 13, 2017*           |
|                                                                                                                   |
|                                    NewProject.BaseDesignSection_28.SISMICASTR_1243                                |
|                                   Exe Time : 4 September 2018 18:00:41                                            |
```

```
+-----------------------------------------------------------------------------------------------------------------------+

                  ***********************************************************
                  *                                                         *
                  *  PARATIE PLUS Non-Linear Spring Engine                  *
                  *                                                         *
                  *          AN ELASTOPLASTIC FINITE ELEMENT PROGRAM        *
                  *          FOR FLEXIBLE EARTH-RETAINING STRUCTURES        *
                  *                                                         *
                  *          Written by Ce.A.S. s.r.l. (ITALY)              *
                  *          with the scientific supervision of             *
                  *          Roberto Nova - full professor SOIL MECHANICS   *
                  *          at Politecnico di Milano (ITALY)               *
                  *                                                         *
                  ***********************************************************
                  *                                                         *
                  *  RELEASE   2018.0     *Build date:Nov 13, 2017*    *
                  *                                                         *
                  *                                                         *
                  *  Ce.A.S.     S.R.L   CENTRO DI ANALISI STRUTTURALE      *
                  *              VIALE   GIUSTINIANO 10                     *
                  *              20129   M I L A N O  (ITALIA)              *
                  *  TEL.        +39 02 2020221                             *
                  *                                                         *
                  *  email       bruno.becci@ceas.it                        *
                  *  Web Page    www.ceas.it     www.paratieplus.com        *
                  ***********************************************************



 JOB : NewProject.BaseDesignSection_28.SISMICASTR_1243
 STARTING
ACCEPTED   <FILE,GENW                                                                  >
ACCEPTED   <FILE,PLOTTER,BINARY                                                        >
ACCEPTED   <SOLVE TOTAL_STRESS                                                         >
ACCEPTED   <PARAM ITEMAX 40                                                            >
ACCEPTED   <CONTROL HINGES 0 0.0001 0.001                                              >


                  ***********************************************************
                  *                                                         *
                  *  WARNING : PORE PRESSURES ARE AUTOMATICALLY COMPUTED    *
                  *    BY THE PROGRAM.                                      *
                  ***********************************************************

PRELIMINARY OPERATIONS CPU TIME     0.00 [sec]
```

```
+-------------------------------------------------------------------------------------------------------------------------+
|                   PARATIEPLUS(TM)   NLS ENGINE RELEASE  2018.0    FULL VERSION  *Build date:Nov 13, 2017*              |
|                                                                                                                         |
|                                    NewProject.BaseDesignSection_28.SISMICASTR_1243                                      |
|                                   Exe Time : 4 September 2018 18:00:41                                                  |
+-------------------------------------------------------------------------------------------------------------------------+


INPUT FILE HAS BEEN GENERATED BY WALGEN PROGRAM


New Project


NO. OF NODAL POINTS (NUMNP) ...................   39
NO. OF COORDINATES  (NCOORD)...................    2
NO. OF NODE DOFS    (NDOF).....................    5
NO. OF EQUATIONS    (NEQ)...................... 195
NO. OF CONSTRAINTS CARDS (NVINC)...............    0
NO. OF ELEMENT GROUPS (NEG)....................    4
NO. OF SOLUTION STEPS (NSTE)...................    4
NO. OF ELEMENT SETS ATTACHED TO SLAVE NODES ...    1 ** SLAVE DOFS HAVE BEEN ACTIVATED **
NO. OF RECORD FROM WALGEN .....................   89
NO. OF LONG NAMES (LASTNAME) ..................   18
LENGTH UNIT CHOICE ............................    3 (M   )
FORCE  UNIT CHOICE ............................    3 (KN  )
MAX PORE PRESSURE TABLE LENGTH.................    1
NO. OF ELEMENT GROUPS REQUIRING ADD. SLIP DOF .    0


IDOFA (01) =  2  Y-DISPL.F
IDOFA (02) =  4   X-ROT. F
IDOFA (03) =  8  Y-DISPL.S
IDOFA (04) = 10   X-ROT. S
IDOFA (05) = 14  Y-FORCE

 RELEVANT ITEMS UNITS

 STRESSES                  kPa
 Y-DISPLACEMENTS           m
 ROTATIONS                 RADIANS
 BEAM AND SLAB MOMENTS     kN*m/m
 BEAM SHEAR FORCES         kN/m
 ANCHOR FORCES             kN/m
 AXIAL FORCES IN TRUSSES   kN/m
 AXIAL FORCES SPRINGS      kN/m
 Y-REACTIONS               kN/m
 X-MOMENT REACTIONS        kN*m/m
 ETC.
```

```
+-----------------------------------------------------------------------------------------------------------------------+
|                  PARATIEPLUS(TM)   NLS ENGINE RELEASE  2018.0    FULL VERSION  *Build date:Nov 13, 2017*              |
|                                                                                                                       |
|                                  NewProject.BaseDesignSection_28.SISMICASTR_1243                                      |
|                                 Exe Time : 4 September 2018 18:00:41                                                  |
+-----------------------------------------------------------------------------------------------------------------------+
                  P R E P R O C E S S O R    D A T A

                  N O.  O F   C O M M A N D S    89

   1 : UNIT  m kN
   2 : TITLE New Project
   3 : DELTA 0.2
   4 : option param itemax 40
   5 : option control hinges 0 0.0001 0.001
   6 : WALL LeftWall_32 0 -7.5 0 1
   7 : SOIL 0_L LeftWall_32 -7.5 0 1 0
   8 : SOIL 0_R LeftWall_32 -7.5 0 2 180
   9 : LDATA DI1_164_167_L_0 0 LeftWall_32
  10 : ATREST 0.5 0.5 1
  11 : WEIGHT 16 6 10
  12 : PERMEABILITY 1E-05
  13 : RESISTANCE 0 30 0 0 0
  14 : YOUNG 3E+04 4.8E+04
  15 : ENDL
  16 : LDATA DI2_165_168_L_0 -5 LeftWall_32
  17 : ATREST 0.5 0.5 1
  18 : WEIGHT 16 6 10
  19 : PERMEABILITY 1E-05
  20 : RESISTANCE 1 33 0 0 0
  21 : YOUNG 6.8E+04 1.088E+05
  22 : ENDL
  23 : MATERIAL Fe360_108 2.06E+08
  24 : MATERIAL C2530_104 3.148E+07
  25 : MATERIAL C2025_103 2.996E+07
  26 : BEAM WallElement_33 LeftWall_32 -7.5 0 C2530_104 0.9794 00 00 0
  27 : BEAM WallElement_New_20092 LeftWall_32 -3.3 0 C2025_103 0.2 00 00 0 slave
  28 : STEP Stage1_31
  29 : CHANGE DI1_164_167_L_0 U-FRICT=30 LeftWall_32
  30 : CHANGE DI1_164_167_L_0 D-FRICT=30 LeftWall_32
  31 : CHANGE DI1_164_167_L_0 U-KA=0.333 LeftWall_32
  32 : CHANGE DI1_164_167_L_0 U-KP=4.288 LeftWall_32
  33 : CHANGE DI1_164_167_L_0 D-KA=0.333 LeftWall_32
  34 : CHANGE DI1_164_167_L_0 D-KP=4.288 LeftWall_32
  35 : CHANGE DI2_165_168_L_0 U-FRICT=33 LeftWall_32
  36 : CHANGE DI2_165_168_L_0 D-FRICT=33 LeftWall_32
  37 : CHANGE DI2_165_168_L_0 U-KA=0.295 LeftWall_32
  38 : CHANGE DI2_165_168_L_0 U-KP=5.16 LeftWall_32
  39 : CHANGE DI2_165_168_L_0 D-KA=0.295 LeftWall_32
  40 : CHANGE DI2_165_168_L_0 D-KP=5.16 LeftWall_32
  41 : CHANGE DI1_164_167_L_0 U-COHE=0 LeftWall_32
  42 : CHANGE DI1_164_167_L_0 U-ADHES=0 LeftWall_32
  43 : CHANGE DI1_164_167_L_0 D-COHE=0 LeftWall_32
  44 : CHANGE DI1_164_167_L_0 D-ADHES=0 LeftWall_32
  45 : CHANGE DI2_165_168_L_0 U-COHE=1 LeftWall_32
  46 : CHANGE DI2_165_168_L_0 U-ADHES=0 LeftWall_32
  47 : CHANGE DI2_165_168_L_0 D-COHE=1 LeftWall_32
  48 : CHANGE DI2_165_168_L_0 D-ADHES=0 LeftWall_32
  49 : SETWALL LeftWall_32
  50 : GEOM 0 0
  51 : WATER -18 0 -7.5 0 0
  52 : ADD WallElement_33
  53 : ENDSTEP
  54 : STEP Stage2_19604
  55 : SETWALL LeftWall_32
  56 : GEOM 0 -3.5
  57 : WATER -18 0 -7.5 0 0
  58 : ENDSTEP
  59 : STEP Stage3_19848
  60 : SETWALL LeftWall_32
  61 : GEOM 0 -3.3
```

```
62 : WATER -18 0 -7.5 0 0
63 : ADD WallElement_New_20092
64 : ENDSTEP
65 : STEP Stage4_20681
66 : SETWALL LeftWall_32
67 : GEOM 0 -3.3
68 : WATER -18 0 -7.5 0 0
69 : CHANGE DI1_164_167_L_0 U-KAED=0.4851 LeftWall_32
70 : CHANGE DI1_164_167_L_0 U-KAEW=0.8317 LeftWall_32
71 : CHANGE DI1_164_167_L_0 U-KPED=4.126 LeftWall_32
72 : CHANGE DI1_164_167_L_0 U-KPEW=2.79 LeftWall_32
73 : CHANGE DI1_164_167_L_0 D-KAED=0.4286 LeftWall_32
74 : CHANGE DI1_164_167_L_0 D-KAEW=0.8836 LeftWall_32
75 : CHANGE DI1_164_167_L_0 D-KPED=3.335 LeftWall_32
76 : CHANGE DI1_164_167_L_0 D-KPEW=1.828 LeftWall_32
77 : CHANGE DI2_165_168_L_0 U-KAED=0.4349 LeftWall_32
78 : CHANGE DI2_165_168_L_0 U-KAEW=0.7401 LeftWall_32
79 : CHANGE DI2_165_168_L_0 U-KPED=5.009 LeftWall_32
80 : CHANGE DI2_165_168_L_0 U-KPEW=3.557 LeftWall_32
81 : CHANGE DI2_165_168_L_0 D-KAED=0.3858 LeftWall_32
82 : CHANGE DI2_165_168_L_0 D-KAEW=0.7553 LeftWall_32
83 : CHANGE DI2_165_168_L_0 D-KPED=4.059 LeftWall_32
84 : CHANGE DI2_165_168_L_0 D-KPEW=2.489 LeftWall_32
85 : EQK 0.18 0.09002 -0.09002 0 0.5 0 0.5 0 0
86 : WOOD 18.34 18.34 -3.3 0
87 : DLOAD step LeftWall_32 -3.3 3.916 0 3.916
88 : DLOAD step LeftWall_32 -3.3 0.9002 0 0.9002
89 : ENDSTEP
```

```
+-----------------------------------------------------------------------------------------------------------------------+
|                  PARATIEPLUS(TM)   NLS ENGINE RELEASE  2018.0    FULL VERSION  *Build date:Nov 13, 2017*              |
|                                                                                                                       |
|                                   NewProject.BaseDesignSection_28.SISMICASTR_1243                                     |
|                                  Exe Time : 4 September 2018 18:00:41                                                 |
+-----------------------------------------------------------------------------------------------------------------------+
N O D A L   P O I N T   D A T A
--------------------------------

NODE     Y-COORD     Z-COORD normal cos.

   1  0.0000      0.0000      1.0000
   2  0.0000    -0.20000      1.0000
   3  0.0000    -0.40000      1.0000
   4  0.0000    -0.60000      1.0000
   5  0.0000    -0.80000      1.0000
   6  0.0000     -1.0000      1.0000
   7  0.0000     -1.2000      1.0000
   8  0.0000     -1.4000      1.0000
   9  0.0000     -1.6000      1.0000
  10  0.0000     -1.8000      1.0000
  11  0.0000     -2.0000      1.0000
  12  0.0000     -2.2000      1.0000
  13  0.0000     -2.4000      1.0000
  14  0.0000     -2.6000      1.0000
  15  0.0000     -2.8000      1.0000
  16  0.0000     -3.0000      1.0000
  17  0.0000     -3.2000      1.0000
  18  0.0000     -3.3000      1.0000
  19  0.0000     -3.5000      1.0000
  20  0.0000     -3.7000      1.0000
  21  0.0000     -3.9000      1.0000
  22  0.0000     -4.1000      1.0000
  23  0.0000     -4.3000      1.0000
  24  0.0000     -4.5000      1.0000
  25  0.0000     -4.7000      1.0000
  26  0.0000     -4.9000      1.0000
  27  0.0000     -5.1000      1.0000
  28  0.0000     -5.3000      1.0000
  29  0.0000     -5.5000      1.0000
  30  0.0000     -5.7000      1.0000
  31  0.0000     -5.9000      1.0000
  32  0.0000     -6.1000      1.0000
  33  0.0000     -6.3000      1.0000
  34  0.0000     -6.5000      1.0000
  35  0.0000     -6.7000      1.0000
  36  0.0000     -6.9000      1.0000
  37  0.0000     -7.1000      1.0000
  38  0.0000     -7.3000      1.0000
  39  0.0000     -7.5000      1.0000
```

```
+-----------------------------------------------------------------------------------------------------------------------+
|                   PARATIEPLUS(TM)   NLS ENGINE RELEASE  2018.0    FULL VERSION  *Build date:Nov 13, 2017*              |
|                                                                                                                       |
|                                    NewProject.BaseDesignSection_28.SISMICASTR_1243                                    |
|                                   Exe Time : 4 September 2018 18:00:41                                                |
+-----------------------------------------------------------------------------------------------------------------------+
 ELEMENT GROUP NO.  1

0_L                                                                :
   5  39   0   1   0   0   0   0   0   0   0   0   0   0   0   2   0   0   0   0
....................................
..........2D PLASTIC SOIL ..........
....................................

element group behaviour throughout stage analysis

stage   status
-------------------
    1   active
    2   active
    3   active
    4   active

 material set no.    1

 prop( 1) angle              0.00000
 prop( 2) layer as foreseen  1.00000


 material set no.    2

 prop( 1) angle              0.00000
 prop( 2) layer as foreseen  2.00000


 element data

   el    n  mat      area     .....     .....     .....      flag
-------------------------------------------------------------------

    1    1    1   0.1000     0.000     0.000     0.000     1.000
    2    2    1   0.2000     0.000     0.000     0.000     1.000
    3    3    1   0.2000     0.000     0.000     0.000     1.000
    4    4    1   0.2000     0.000     0.000     0.000     1.000
    5    5    1   0.2000     0.000     0.000     0.000     1.000
    6    6    1   0.2000     0.000     0.000     0.000     1.000
    7    7    1   0.2000     0.000     0.000     0.000     1.000
    8    8    1   0.2000     0.000     0.000     0.000     1.000
    9    9    1   0.2000     0.000     0.000     0.000     1.000
   10   10    1   0.2000     0.000     0.000     0.000     1.000
   11   11    1   0.2000     0.000     0.000     0.000     1.000
   12   12    1   0.2000     0.000     0.000     0.000     1.000
   13   13    1   0.2000     0.000     0.000     0.000     1.000
   14   14    1   0.2000     0.000     0.000     0.000     1.000
   15   15    1   0.2000     0.000     0.000     0.000     1.000
   16   16    1   0.2000     0.000     0.000     0.000     1.000
   17   17    1   0.1500     0.000     0.000     0.000     1.000
   18   18    1   0.1500     0.000     0.000     0.000     1.000
   19   19    1   0.2000     0.000     0.000     0.000     1.000
   20   20    1   0.2000     0.000     0.000     0.000     1.000
   21   21    1   0.2000     0.000     0.000     0.000     1.000
   22   22    1   0.2000     0.000     0.000     0.000     1.000
   23   23    1   0.2000     0.000     0.000     0.000     1.000
   24   24    1   0.2000     0.000     0.000     0.000     1.000
   25   25    1   0.2000     0.000     0.000     0.000     1.000
   26   26    1   0.2000     0.000     0.000     0.000     1.000
   27   27    2   0.2000     0.000     0.000     0.000     1.000
   28   28    2   0.2000     0.000     0.000     0.000     1.000
   29   29    2   0.2000     0.000     0.000     0.000     1.000
   30   30    2   0.2000     0.000     0.000     0.000     1.000
   31   31    2   0.2000     0.000     0.000     0.000     1.000
```

32	32	2	0.2000	0.000	0.000	0.000	1.000
33	33	2	0.2000	0.000	0.000	0.000	1.000
34	34	2	0.2000	0.000	0.000	0.000	1.000
35	35	2	0.2000	0.000	0.000	0.000	1.000
36	36	2	0.2000	0.000	0.000	0.000	1.000
37	37	2	0.2000	0.000	0.000	0.000	1.000
38	38	2	0.2000	0.000	0.000	0.000	1.000
39	39	2	0.1000	0.000	0.000	0.000	1.000

```
+-----------------------------------------------------------------------------------------------------------------------+
|                   PARATIEPLUS(TM)   NLS ENGINE RELEASE  2018.0    FULL VERSION  *Build date:Nov 13, 2017*              |
|                                                                                                                       |
|                                    NewProject.BaseDesignSection_28.SISMICASTR_1243                                    |
|                                   Exe Time : 4 September 2018 18:00:41                                                |
+-----------------------------------------------------------------------------------------------------------------------+
 ELEMENT GROUP NO.  2

0_R                                                                :
   5  39   0   1   0   0   0   0   0   0   0   0   0   0   0   2   0   0   0   0
....................................
..........2D PLASTIC SOIL ..........
....................................

element group behaviour throughout stage analysis

stage   status
-------------------
    1   active
    2   active
    3   active
    4   active

 material set no.    1

 prop( 1) angle              180.000
 prop( 2) layer as foreseen  1.00000


 material set no.    2

 prop( 1) angle              180.000
 prop( 2) layer as foreseen  2.00000


 element data

   el    n  mat      area     .....     .....     .....      flag
-------------------------------------------------------------------

    1    1    1   0.1000     0.000     0.000     0.000     2.000
    2    2    1   0.2000     0.000     0.000     0.000     2.000
    3    3    1   0.2000     0.000     0.000     0.000     2.000
    4    4    1   0.2000     0.000     0.000     0.000     2.000
    5    5    1   0.2000     0.000     0.000     0.000     2.000
    6    6    1   0.2000     0.000     0.000     0.000     2.000
    7    7    1   0.2000     0.000     0.000     0.000     2.000
    8    8    1   0.2000     0.000     0.000     0.000     2.000
    9    9    1   0.2000     0.000     0.000     0.000     2.000
   10   10    1   0.2000     0.000     0.000     0.000     2.000
   11   11    1   0.2000     0.000     0.000     0.000     2.000
   12   12    1   0.2000     0.000     0.000     0.000     2.000
   13   13    1   0.2000     0.000     0.000     0.000     2.000
   14   14    1   0.2000     0.000     0.000     0.000     2.000
   15   15    1   0.2000     0.000     0.000     0.000     2.000
   16   16    1   0.2000     0.000     0.000     0.000     2.000
   17   17    1   0.1500     0.000     0.000     0.000     2.000
   18   18    1   0.1500     0.000     0.000     0.000     2.000
   19   19    1   0.2000     0.000     0.000     0.000     2.000
   20   20    1   0.2000     0.000     0.000     0.000     2.000
   21   21    1   0.2000     0.000     0.000     0.000     2.000
   22   22    1   0.2000     0.000     0.000     0.000     2.000
   23   23    1   0.2000     0.000     0.000     0.000     2.000
   24   24    1   0.2000     0.000     0.000     0.000     2.000
   25   25    1   0.2000     0.000     0.000     0.000     2.000
   26   26    1   0.2000     0.000     0.000     0.000     2.000
   27   27    2   0.2000     0.000     0.000     0.000     2.000
   28   28    2   0.2000     0.000     0.000     0.000     2.000
   29   29    2   0.2000     0.000     0.000     0.000     2.000
   30   30    2   0.2000     0.000     0.000     0.000     2.000
   31   31    2   0.2000     0.000     0.000     0.000     2.000
```

32	32	2	0.2000	0.000	0.000	0.000	2.000
33	33	2	0.2000	0.000	0.000	0.000	2.000
34	34	2	0.2000	0.000	0.000	0.000	2.000
35	35	2	0.2000	0.000	0.000	0.000	2.000
36	36	2	0.2000	0.000	0.000	0.000	2.000
37	37	2	0.2000	0.000	0.000	0.000	2.000
38	38	2	0.2000	0.000	0.000	0.000	2.000
39	39	2	0.1000	0.000	0.000	0.000	2.000

```
+-----------------------------------------------------------------------------------------------------------------------+
|                   PARATIEPLUS(TM)   NLS ENGINE RELEASE  2018.0    FULL VERSION  *Build date:Nov 13, 2017*              |
|                                                                                                                       |
|                                    NewProject.BaseDesignSection_28.SISMICASTR_1243                                    |
|                                   Exe Time : 4 September 2018 18:00:41                                                |
+-----------------------------------------------------------------------------------------------------------------------+
 ELEMENT GROUP NO.  3

WallElement_33                                                  :
   2  38   0   1   0   0   0   0   0   0   0   0   0   0   0   1   0   0   1   0
....................................
..........2D WALL ELEMENT...........
....................................

element group behaviour throughout stage analysis

stage   status
-------------------
    1   active
    2   active
    3   active
    4   active

 material set no.    1

 prop( 1) young modulus      0.314800E+08
 prop( 2) modification  time  0.00000
 prop( 3) new young modulus   0.00000
 prop( 4) poisson ratio       0.00000
 prop( 5) future ............0.224200E-43

 no. of step variable items:     1
 step  inertia multipier
--------------------------
    1   1.000
    2   1.000
    3   1.000
    4   1.000

 element data

   el   na   nb  mat      erc1      erc2     thick      by-i      by-j
-------------------------------------------------------------

    1    1    2    1    0.000     0.000    0.9794     0.000     0.000
    2    2    3    1    0.000     0.000    0.9794     0.000     0.000
    3    3    4    1    0.000     0.000    0.9794     0.000     0.000
    4    4    5    1    0.000     0.000    0.9794     0.000     0.000
    5    5    6    1    0.000     0.000    0.9794     0.000     0.000
    6    6    7    1    0.000     0.000    0.9794     0.000     0.000
    7    7    8    1    0.000     0.000    0.9794     0.000     0.000
    8    8    9    1    0.000     0.000    0.9794     0.000     0.000
    9    9   10    1    0.000     0.000    0.9794     0.000     0.000
   10   10   11    1    0.000     0.000    0.9794     0.000     0.000
   11   11   12    1    0.000     0.000    0.9794     0.000     0.000
   12   12   13    1    0.000     0.000    0.9794     0.000     0.000
   13   13   14    1    0.000     0.000    0.9794     0.000     0.000
   14   14   15    1    0.000     0.000    0.9794     0.000     0.000
   15   15   16    1    0.000     0.000    0.9794     0.000     0.000
   16   16   17    1    0.000     0.000    0.9794     0.000     0.000
   17   17   18    1    0.000     0.000    0.9794     0.000     0.000
   18   18   19    1    0.000     0.000    0.9794     0.000     0.000
   19   19   20    1    0.000     0.000    0.9794     0.000     0.000
   20   20   21    1    0.000     0.000    0.9794     0.000     0.000
   21   21   22    1    0.000     0.000    0.9794     0.000     0.000
   22   22   23    1    0.000     0.000    0.9794     0.000     0.000
   23   23   24    1    0.000     0.000    0.9794     0.000     0.000
   24   24   25    1    0.000     0.000    0.9794     0.000     0.000
   25   25   26    1    0.000     0.000    0.9794     0.000     0.000
   26   26   27    1    0.000     0.000    0.9794     0.000     0.000
   27   27   28    1    0.000     0.000    0.9794     0.000     0.000
```

28	28	29	1	0.000	0.000	0.9794	0.000	0.000
29	29	30	1	0.000	0.000	0.9794	0.000	0.000
30	30	31	1	0.000	0.000	0.9794	0.000	0.000
31	31	32	1	0.000	0.000	0.9794	0.000	0.000
32	32	33	1	0.000	0.000	0.9794	0.000	0.000
33	33	34	1	0.000	0.000	0.9794	0.000	0.000
34	34	35	1	0.000	0.000	0.9794	0.000	0.000
35	35	36	1	0.000	0.000	0.9794	0.000	0.000
36	36	37	1	0.000	0.000	0.9794	0.000	0.000
37	37	38	1	0.000	0.000	0.9794	0.000	0.000
38	38	39	1	0.000	0.000	0.9794	0.000	0.000

```
+-----------------------------------------------------------------------------------------------------------------------+
|                   PARATIEPLUS(TM)   NLS ENGINE RELEASE  2018.0    FULL VERSION  *Build date:Nov 13, 2017*              |
|                                                                                                                       |
|                                    NewProject.BaseDesignSection_28.SISMICASTR_1243                                    |
|                                   Exe Time : 4 September 2018 18:00:41                                                |
+-----------------------------------------------------------------------------------------------------------------------+
 ELEMENT GROUP NO.  4

WallElement_New_20092                                          :
   2  17   0   1   0   1   0   0   0   0   0   0   0   0   0   1   0   0   1   0
....................................
..........2D WALL ELEMENT...........
....................................
** REMARK: ELEMENTS IN THIS GROUP ARE CONNECTED TO SLAVE D.O.F.s **


element group behaviour throughout stage analysis

stage   status
-------------------
    1  inactive
    2  inactive
    3   active
    4   active

 material set no.    1

 prop( 1) young modulus      0.299600E+08
 prop( 2) modification  time  0.00000
 prop( 3) new young modulus   0.00000
 prop( 4) poisson ratio       0.00000
 prop( 5) future ............ 0.00000

 no. of step variable items:     1
 step  inertia multipier
--------------------------
    1   1.000
    2   1.000
    3   1.000
    4   1.000

 element data

   el   na   nb  mat      erc1      erc2     thick      by-i      by-j
-------------------------------------------------------------

    1    1    2    1    0.000     0.000    0.2000     0.000     0.000
    2    2    3    1    0.000     0.000    0.2000     0.000     0.000
    3    3    4    1    0.000     0.000    0.2000     0.000     0.000
    4    4    5    1    0.000     0.000    0.2000     0.000     0.000
    5    5    6    1    0.000     0.000    0.2000     0.000     0.000
    6    6    7    1    0.000     0.000    0.2000     0.000     0.000
    7    7    8    1    0.000     0.000    0.2000     0.000     0.000
    8    8    9    1    0.000     0.000    0.2000     0.000     0.000
    9    9   10    1    0.000     0.000    0.2000     0.000     0.000
   10   10   11    1    0.000     0.000    0.2000     0.000     0.000
   11   11   12    1    0.000     0.000    0.2000     0.000     0.000
   12   12   13    1    0.000     0.000    0.2000     0.000     0.000
   13   13   14    1    0.000     0.000    0.2000     0.000     0.000
   14   14   15    1    0.000     0.000    0.2000     0.000     0.000
   15   15   16    1    0.000     0.000    0.2000     0.000     0.000
   16   16   17    1    0.000     0.000    0.2000     0.000     0.000
   17   17   18    1    0.000     0.000    0.2000     0.000     0.000
```

```
+-------------------------------------------------------------------------------------------------------------------------+
|                   PARATIEPLUS(TM)   NLS ENGINE RELEASE  2018.0    FULL VERSION  *Build date:Nov 13, 2017*              |
|                                                                                                                         |
|                                    NewProject.BaseDesignSection_28.SISMICASTR_1243                                      |
|                                   Exe Time : 4 September 2018 18:00:41                                                  |
+-------------------------------------------------------------------------------------------------------------------------+


NO. OF NODAL LOADS  (NLOAD) ...................    0
NO. OF LOAD CURVES  (NLCUR) ...................    8
MAXIMUM POINTS/LCURVE (NPTM)...................    5
```

```
+-------------------------------------------------------------------------------------------------------------------------+
|                  PARATIEPLUS(TM)   NLS ENGINE RELEASE  2018.0    FULL VERSION  *Build date:Nov 13, 2017*              |
|                                                                                                                         |
|                                    NewProject.BaseDesignSection_28.SISMICASTR_1243                                      |
|                                   Exe Time : 4 September 2018 18:00:41                                                  |
+-------------------------------------------------------------------------------------------------------------------------+
L O A D     D A T A


    LOAD FUNCTION NUMBER   =    1
    NUMBER OF TIME POINTS  =    5

    TIME VALUE      FUNCTION

       0.00000    0.0000E+00
       0.80000    0.0000E+00
       1.00000    0.1000E+01
       1.20000    0.0000E+00
       5.00000    0.0000E+00


    LOAD FUNCTION NUMBER   =    2
    NUMBER OF TIME POINTS  =    5

    TIME VALUE      FUNCTION

       0.00000    0.0000E+00
       1.80000    0.0000E+00
       2.00000    0.1000E+01
       2.20000    0.0000E+00
       5.00000    0.0000E+00


    LOAD FUNCTION NUMBER   =    3
    NUMBER OF TIME POINTS  =    5

    TIME VALUE      FUNCTION

       0.00000    0.0000E+00
       2.80000    0.0000E+00
       3.00000    0.1000E+01
       3.20000    0.0000E+00
       5.00000    0.0000E+00


    LOAD FUNCTION NUMBER   =    4
    NUMBER OF TIME POINTS  =    5

    TIME VALUE      FUNCTION

       0.00000    0.0000E+00
       3.80000    0.0000E+00
       4.00000    0.1000E+01
       4.20000    0.0000E+00
       5.00000    0.0000E+00


    LOAD FUNCTION NUMBER   =    5
    NUMBER OF TIME POINTS  =    4

    TIME VALUE      FUNCTION

       0.00000    0.0000E+00
       0.80000    0.0000E+00
       1.00000    0.1000E+01
       5.00000    0.1000E+01
```

```
     LOAD FUNCTION NUMBER   =    6
     NUMBER OF TIME POINTS  =    4

     TIME VALUE      FUNCTION

        0.00000    0.0000E+00
        1.80000    0.0000E+00
        2.00000    0.1000E+01
        5.00000    0.1000E+01



     LOAD FUNCTION NUMBER   =    7
     NUMBER OF TIME POINTS  =    4

     TIME VALUE      FUNCTION

        0.00000    0.0000E+00
        2.80000    0.0000E+00
        3.00000    0.1000E+01
        5.00000    0.1000E+01



     LOAD FUNCTION NUMBER   =    8
     NUMBER OF TIME POINTS  =    4

     TIME VALUE      FUNCTION

        0.00000    0.0000E+00
        3.80000    0.0000E+00
        4.00000    0.1000E+01
        5.00000    0.1000E+01


 PROCESSING DISTRIBUTED LOADS CARD NO.    1
  AT Y-COORD  0.000     Z-COORD -3.300     PRESSURE  3.916
                        Z-COORD  0.000     PRESSURE  3.916
  L.CURVE        4

 NO. OF GENERATED NODAL FORCES    18
 NODE          Z-LVL               FORCE /  NODE          Z-LVL               FORCE /  NODE          Z-LVL
FORCE /

   18     -.3300E+01       0.1957980E+00 /    17     -.3200E+01       0.5874000E+00 /    16     -.3000E+01
0.7832020E+00 /
   15     -.2800E+01       0.7832000E+00 /    14     -.2600E+01       0.7832000E+00 /    13     -.2400E+01
0.7832000E+00 /
   12     -.2200E+01       0.7832000E+00 /    11     -.2000E+01       0.7832000E+00 /    10     -.1800E+01
0.7832000E+00 /
    9     -.1600E+01       0.7832000E+00 /     8     -.1400E+01       0.7832000E+00 /     7     -.1200E+01
0.7832000E+00 /
    6     -.1000E+01       0.7832000E+00 /     5     -.8000E+00       0.7832000E+00 /     4     -.6000E+00
0.7832000E+00 /
    3     -.4000E+00       0.7832000E+00 /     2     -.2000E+00       0.7832000E+00 /     1     0.0000E+00
0.3916000E+00 /

  OVERALL APPLIED Y FORCE FOR CURRENT DISTRIBUTED LOAD               12.923


 PROCESSING DISTRIBUTED LOADS CARD NO.    2
  AT Y-COORD  0.000     Z-COORD -3.300     PRESSURE 0.9002
                        Z-COORD  0.000     PRESSURE 0.9002
  L.CURVE        4

 NO. OF GENERATED NODAL FORCES    18
 NODE          Z-LVL               FORCE /  NODE          Z-LVL               FORCE /  NODE          Z-LVL
FORCE /

   18     -.3300E+01       0.4500955E-01 /    17     -.3200E+01       0.1350300E+00 /    16     -.3000E+01
```

```
0.1800405E+00 /
   15     -.2800E+01       0.1800400E+00 /    14     -.2600E+01       0.1800400E+00 /    13     -.2400E+01
0.1800400E+00 /
   12     -.2200E+01       0.1800400E+00 /    11     -.2000E+01       0.1800400E+00 /    10     -.1800E+01
0.1800400E+00 /
    9     -.1600E+01       0.1800400E+00 /     8     -.1400E+01       0.1800400E+00 /     7     -.1200E+01
0.1800400E+00 /
    6     -.1000E+01       0.1800400E+00 /     5     -.8000E+00       0.1800400E+00 /     4     -.6000E+00
0.1800400E+00 /
    3     -.4000E+00       0.1800400E+00 /     2     -.2000E+00       0.1800400E+00 /     1     0.0000E+00       0.9002000E-
01 /

  OVERALL APPLIED Y FORCE FOR CURRENT DISTRIBUTED LOAD               2.9707


 NO. OF DISTRIBUTED LOAD CARDS     2
```

```
+-------------------------------------------------------------------------------------------------------------------------+
|                   PARATIEPLUS(TM)   NLS ENGINE RELEASE  2018.0    FULL VERSION  *Build date:Nov 13, 2017*              |
|                                                                                                                         |
|                                    NewProject.BaseDesignSection_28.SISMICASTR_1243                                      |
|                                   Exe Time : 4 September 2018 18:00:41                                                  |
+-------------------------------------------------------------------------------------------------------------------------+
L O A D     B A L A N C E

STEP     1 TOTAL APPLIED LOAD IN DIR.  2  Y-DISPL.F       0.0000000
STEP     1 TOTAL APPLIED LOAD IN DIR.  4   X-ROT. F       0.0000000
STEP     1 TOTAL APPLIED LOAD IN DIR.  8  Y-DISPL.S       0.0000000
STEP     1 TOTAL APPLIED LOAD IN DIR. 10   X-ROT. S       0.0000000
STEP     1 TOTAL APPLIED LOAD IN DIR. 14  Y-FORCE         0.0000000

STEP     2 TOTAL APPLIED LOAD IN DIR.  2  Y-DISPL.F       0.0000000
STEP     2 TOTAL APPLIED LOAD IN DIR.  4   X-ROT. F       0.0000000
STEP     2 TOTAL APPLIED LOAD IN DIR.  8  Y-DISPL.S       0.0000000
STEP     2 TOTAL APPLIED LOAD IN DIR. 10   X-ROT. S       0.0000000
STEP     2 TOTAL APPLIED LOAD IN DIR. 14  Y-FORCE         0.0000000

STEP     3 TOTAL APPLIED LOAD IN DIR.  2  Y-DISPL.F       0.0000000
STEP     3 TOTAL APPLIED LOAD IN DIR.  4   X-ROT. F       0.0000000
STEP     3 TOTAL APPLIED LOAD IN DIR.  8  Y-DISPL.S       0.0000000
STEP     3 TOTAL APPLIED LOAD IN DIR. 10   X-ROT. S       0.0000000
STEP     3 TOTAL APPLIED LOAD IN DIR. 14  Y-FORCE         0.0000000

STEP     4 TOTAL APPLIED LOAD IN DIR.  2  Y-DISPL.F       15.893460
STEP     4 TOTAL APPLIED LOAD IN DIR.  4   X-ROT. F       0.0000000
STEP     4 TOTAL APPLIED LOAD IN DIR.  8  Y-DISPL.S       0.0000000
STEP     4 TOTAL APPLIED LOAD IN DIR. 10   X-ROT. S       0.0000000
STEP     4 TOTAL APPLIED LOAD IN DIR. 14  Y-FORCE         0.0000000


                    LOAD INPUT SECTION COMPLETED
```

```
+-----------------------------------------------------------------------------------------------------------------------+
|                  PARATIEPLUS(TM)   NLS ENGINE RELEASE  2018.0    FULL VERSION  *Build date:Nov 13, 2017*              |
|                                                                                                                       |
|                                   NewProject.BaseDesignSection_28.SISMICASTR_1243                                     |
|                                  Exe Time : 4 September 2018 18:00:41                                                 |
+-----------------------------------------------------------------------------------------------------------------------+


NO. OF LAYERS ................................    2
NO. OF DATA PER LAYER.........................  100
```

```
+-------------------------------------------------------------------------------------------------------------------------+
|                   PARATIEPLUS(TM)   NLS ENGINE RELEASE  2018.0    FULL VERSION  *Build date:Nov 13, 2017*               |
|                                                                                                                         |
|                                    NewProject.BaseDesignSection_28.SISMICASTR_1243                                      |
|                                   Exe Time : 4 September 2018 18:00:41                                                  |
+-------------------------------------------------------------------------------------------------------------------------+

LAYER DESCRIPTORS FOR STEP NO.    1


 NON ZERO LAYER DESCRIPTORS FOR LAYER NO.    1 FOR STEP NO.    1

ITEM NO.   1<NAME    >=  12.000     (BOTH WALLS)
ITEM NO.   2<NATURE  >=  1.0000     (BOTH WALLS)
ITEM NO.   3<LEVEL   >=  0.0000     (BOTH WALLS)
ITEM NO.   4<WALL    >=  1.0000     (BOTH WALLS)
ITEM NO.   5<GAMMAD  >=  16.000     (BOTH WALLS)
ITEM NO.   6<GAMMAB  >=  6.0000     (BOTH WALLS)
ITEM NO.   7<GAMMAW  >=  10.000     (BOTH WALLS)
ITEM NO.   9<U-FRICT >=  30.000     (BOTH WALLS)
ITEM NO.  10<U-KA    >= 0.33300     WALL NO.        1
ITEM NO.  11<U-KP    >=  4.2880     WALL NO.        1
ITEM NO.  12<K0-NC   >= 0.50000     (BOTH WALLS)
ITEM NO.  13<NEXP    >= 0.50000     (BOTH WALLS)
ITEM NO.  14<OCR     >=  1.0000     (BOTH WALLS)
ITEM NO.  16<MODEL   >=  1.0000     (BOTH WALLS)
ITEM NO.  17<EVC     >=  30000.     (BOTH WALLS)
ITEM NO.  18<EUR     >=  48000.     (BOTH WALLS)
ITEM NO.  27<U-PERM  >= 0.10000E-04 (BOTH WALLS)
ITEM NO.  52<D-NATURE>=  1.0000     (BOTH WALLS)
ITEM NO.  53<D-LEVEL >=  0.0000     (BOTH WALLS)
ITEM NO.  59<D-FRICT >=  30.000     (BOTH WALLS)
ITEM NO.  60<D-KA    >= 0.33300     WALL NO.        1
ITEM NO.  61<D-KP    >=  4.2880     WALL NO.        1
ITEM NO.  77<D-PERM  >= 0.10000E-04 (BOTH WALLS)

 NON ZERO LAYER DESCRIPTORS FOR LAYER NO.    2 FOR STEP NO.    1

ITEM NO.   1<NAME    >=  13.000     (BOTH WALLS)
ITEM NO.   2<NATURE  >=  1.0000     (BOTH WALLS)
ITEM NO.   3<LEVEL   >= -5.0000     (BOTH WALLS)
ITEM NO.   4<WALL    >=  1.0000     (BOTH WALLS)
ITEM NO.   5<GAMMAD  >=  16.000     (BOTH WALLS)
ITEM NO.   6<GAMMAB  >=  6.0000     (BOTH WALLS)
ITEM NO.   7<GAMMAW  >=  10.000     (BOTH WALLS)
ITEM NO.   8<U-COHE  >=  1.0000     (BOTH WALLS)
ITEM NO.   9<U-FRICT >=  33.000     (BOTH WALLS)
ITEM NO.  10<U-KA    >= 0.29500     WALL NO.        1
ITEM NO.  11<U-KP    >=  5.1600     WALL NO.        1
ITEM NO.  12<K0-NC   >= 0.50000     (BOTH WALLS)
ITEM NO.  13<NEXP    >= 0.50000     (BOTH WALLS)
ITEM NO.  14<OCR     >=  1.0000     (BOTH WALLS)
ITEM NO.  16<MODEL   >=  1.0000     (BOTH WALLS)
ITEM NO.  17<EVC     >=  68000.     (BOTH WALLS)
ITEM NO.  18<EUR     >= 0.10880E+06 (BOTH WALLS)
ITEM NO.  27<U-PERM  >= 0.10000E-04 (BOTH WALLS)
ITEM NO.  52<D-NATURE>=  1.0000     (BOTH WALLS)
ITEM NO.  53<D-LEVEL >=  0.0000     (BOTH WALLS)
ITEM NO.  58<D-COHE  >=  1.0000     (BOTH WALLS)
ITEM NO.  59<D-FRICT >=  33.000     (BOTH WALLS)
ITEM NO.  60<D-KA    >= 0.29500     WALL NO.        1
ITEM NO.  61<D-KP    >=  5.1600     WALL NO.        1
ITEM NO.  77<D-PERM  >= 0.10000E-04 (BOTH WALLS)

LAYER DESCRIPTORS FOR STEP NO.    2


 NON ZERO LAYER DESCRIPTORS FOR LAYER NO.    1 FOR STEP NO.    2

ITEM NO.   1<NAME    >=  12.000     (BOTH WALLS)
ITEM NO.   2<NATURE  >=  1.0000     (BOTH WALLS)
```

```
ITEM NO.   3<LEVEL   >=  0.0000     (BOTH WALLS)
ITEM NO.   4<WALL    >=  1.0000     (BOTH WALLS)
ITEM NO.   5<GAMMAD  >=  16.000     (BOTH WALLS)
ITEM NO.   6<GAMMAB  >=  6.0000     (BOTH WALLS)
ITEM NO.   7<GAMMAW  >=  10.000     (BOTH WALLS)
ITEM NO.   9<U-FRICT >=  30.000     (BOTH WALLS)
ITEM NO.  10<U-KA    >= 0.33300     WALL NO.        1
ITEM NO.  11<U-KP    >=  4.2880     WALL NO.        1
ITEM NO.  12<K0-NC   >= 0.50000     (BOTH WALLS)
ITEM NO.  13<NEXP    >= 0.50000     (BOTH WALLS)
ITEM NO.  14<OCR     >=  1.0000     (BOTH WALLS)
ITEM NO.  16<MODEL   >=  1.0000     (BOTH WALLS)
ITEM NO.  17<EVC     >=  30000.     (BOTH WALLS)
ITEM NO.  18<EUR     >=  48000.     (BOTH WALLS)
ITEM NO.  27<U-PERM  >= 0.10000E-04 (BOTH WALLS)
ITEM NO.  52<D-NATURE>=  1.0000     (BOTH WALLS)
ITEM NO.  53<D-LEVEL >=  0.0000     (BOTH WALLS)
ITEM NO.  59<D-FRICT >=  30.000     (BOTH WALLS)
ITEM NO.  60<D-KA    >= 0.33300     WALL NO.        1
ITEM NO.  61<D-KP    >=  4.2880     WALL NO.        1
ITEM NO.  77<D-PERM  >= 0.10000E-04 (BOTH WALLS)

 NON ZERO LAYER DESCRIPTORS FOR LAYER NO.    2 FOR STEP NO.    2

ITEM NO.   1<NAME    >=  13.000     (BOTH WALLS)
ITEM NO.   2<NATURE  >=  1.0000     (BOTH WALLS)
ITEM NO.   3<LEVEL   >= -5.0000     (BOTH WALLS)
ITEM NO.   4<WALL    >=  1.0000     (BOTH WALLS)
ITEM NO.   5<GAMMAD  >=  16.000     (BOTH WALLS)
ITEM NO.   6<GAMMAB  >=  6.0000     (BOTH WALLS)
ITEM NO.   7<GAMMAW  >=  10.000     (BOTH WALLS)
ITEM NO.   8<U-COHE  >=  1.0000     (BOTH WALLS)
ITEM NO.   9<U-FRICT >=  33.000     (BOTH WALLS)
ITEM NO.  10<U-KA    >= 0.29500     WALL NO.        1
ITEM NO.  11<U-KP    >=  5.1600     WALL NO.        1
ITEM NO.  12<K0-NC   >= 0.50000     (BOTH WALLS)
ITEM NO.  13<NEXP    >= 0.50000     (BOTH WALLS)
ITEM NO.  14<OCR     >=  1.0000     (BOTH WALLS)
ITEM NO.  16<MODEL   >=  1.0000     (BOTH WALLS)
ITEM NO.  17<EVC     >=  68000.     (BOTH WALLS)
ITEM NO.  18<EUR     >= 0.10880E+06 (BOTH WALLS)
ITEM NO.  27<U-PERM  >= 0.10000E-04 (BOTH WALLS)
ITEM NO.  52<D-NATURE>=  1.0000     (BOTH WALLS)
ITEM NO.  53<D-LEVEL >=  0.0000     (BOTH WALLS)
ITEM NO.  58<D-COHE  >=  1.0000     (BOTH WALLS)
ITEM NO.  59<D-FRICT >=  33.000     (BOTH WALLS)
ITEM NO.  60<D-KA    >= 0.29500     WALL NO.        1
ITEM NO.  61<D-KP    >=  5.1600     WALL NO.        1
ITEM NO.  77<D-PERM  >= 0.10000E-04 (BOTH WALLS)

LAYER DESCRIPTORS FOR STEP NO.    3

 NON ZERO LAYER DESCRIPTORS FOR LAYER NO.    1 FOR STEP NO.    3

ITEM NO.   1<NAME    >=  12.000     (BOTH WALLS)
ITEM NO.   2<NATURE  >=  1.0000     (BOTH WALLS)
ITEM NO.   3<LEVEL   >=  0.0000     (BOTH WALLS)
ITEM NO.   4<WALL    >=  1.0000     (BOTH WALLS)
ITEM NO.   5<GAMMAD  >=  16.000     (BOTH WALLS)
ITEM NO.   6<GAMMAB  >=  6.0000     (BOTH WALLS)
ITEM NO.   7<GAMMAW  >=  10.000     (BOTH WALLS)
ITEM NO.   9<U-FRICT >=  30.000     (BOTH WALLS)
ITEM NO.  10<U-KA    >= 0.33300     WALL NO.        1
ITEM NO.  11<U-KP    >=  4.2880     WALL NO.        1
ITEM NO.  12<K0-NC   >= 0.50000     (BOTH WALLS)
ITEM NO.  13<NEXP    >= 0.50000     (BOTH WALLS)
ITEM NO.  14<OCR     >=  1.0000     (BOTH WALLS)
ITEM NO.  16<MODEL   >=  1.0000     (BOTH WALLS)
ITEM NO.  17<EVC     >=  30000.     (BOTH WALLS)
ITEM NO.  18<EUR     >=  48000.     (BOTH WALLS)
ITEM NO.  27<U-PERM  >= 0.10000E-04 (BOTH WALLS)
ITEM NO.  52<D-NATURE>=  1.0000     (BOTH WALLS)
ITEM NO.  53<D-LEVEL >=  0.0000     (BOTH WALLS)
```

```
ITEM NO.  59<D-FRICT >=  30.000     (BOTH WALLS)
ITEM NO.  60<D-KA    >= 0.33300     WALL NO.        1
ITEM NO.  61<D-KP    >=  4.2880     WALL NO.        1
ITEM NO.  77<D-PERM  >= 0.10000E-04 (BOTH WALLS)

 NON ZERO LAYER DESCRIPTORS FOR LAYER NO.    2 FOR STEP NO.    3

ITEM NO.   1<NAME    >=  13.000     (BOTH WALLS)
ITEM NO.   2<NATURE  >=  1.0000     (BOTH WALLS)
ITEM NO.   3<LEVEL   >= -5.0000     (BOTH WALLS)
ITEM NO.   4<WALL    >=  1.0000     (BOTH WALLS)
ITEM NO.   5<GAMMAD  >=  16.000     (BOTH WALLS)
ITEM NO.   6<GAMMAB  >=  6.0000     (BOTH WALLS)
ITEM NO.   7<GAMMAW  >=  10.000     (BOTH WALLS)
ITEM NO.   8<U-COHE  >=  1.0000     (BOTH WALLS)
ITEM NO.   9<U-FRICT >=  33.000     (BOTH WALLS)
ITEM NO.  10<U-KA    >= 0.29500     WALL NO.        1
ITEM NO.  11<U-KP    >=  5.1600     WALL NO.        1
ITEM NO.  12<K0-NC   >= 0.50000     (BOTH WALLS)
ITEM NO.  13<NEXP    >= 0.50000     (BOTH WALLS)
ITEM NO.  14<OCR     >=  1.0000     (BOTH WALLS)
ITEM NO.  16<MODEL   >=  1.0000     (BOTH WALLS)
ITEM NO.  17<EVC     >=  68000.     (BOTH WALLS)
ITEM NO.  18<EUR     >= 0.10880E+06 (BOTH WALLS)
ITEM NO.  27<U-PERM  >= 0.10000E-04 (BOTH WALLS)
ITEM NO.  52<D-NATURE>=  1.0000     (BOTH WALLS)
ITEM NO.  53<D-LEVEL >=  0.0000     (BOTH WALLS)
ITEM NO.  58<D-COHE  >=  1.0000     (BOTH WALLS)
ITEM NO.  59<D-FRICT >=  33.000     (BOTH WALLS)
ITEM NO.  60<D-KA    >= 0.29500     WALL NO.        1
ITEM NO.  61<D-KP    >=  5.1600     WALL NO.        1
ITEM NO.  77<D-PERM  >= 0.10000E-04 (BOTH WALLS)

LAYER DESCRIPTORS FOR STEP NO.    4


 NON ZERO LAYER DESCRIPTORS FOR LAYER NO.    1 FOR STEP NO.    4

ITEM NO.   1<NAME    >=  12.000     (BOTH WALLS)
ITEM NO.   2<NATURE  >=  1.0000     (BOTH WALLS)
ITEM NO.   3<LEVEL   >=  0.0000     (BOTH WALLS)
ITEM NO.   4<WALL    >=  1.0000     (BOTH WALLS)
ITEM NO.   5<GAMMAD  >=  16.000     (BOTH WALLS)
ITEM NO.   6<GAMMAB  >=  6.0000     (BOTH WALLS)
ITEM NO.   7<GAMMAW  >=  10.000     (BOTH WALLS)
ITEM NO.   9<U-FRICT >=  30.000     (BOTH WALLS)
ITEM NO.  10<U-KA    >= 0.33300     WALL NO.        1
ITEM NO.  11<U-KP    >=  4.2880     WALL NO.        1
ITEM NO.  12<K0-NC   >= 0.50000     (BOTH WALLS)
ITEM NO.  13<NEXP    >= 0.50000     (BOTH WALLS)
ITEM NO.  14<OCR     >=  1.0000     (BOTH WALLS)
ITEM NO.  16<MODEL   >=  1.0000     (BOTH WALLS)
ITEM NO.  17<EVC     >=  30000.     (BOTH WALLS)
ITEM NO.  18<EUR     >=  48000.     (BOTH WALLS)
ITEM NO.  27<U-PERM  >= 0.10000E-04 (BOTH WALLS)
ITEM NO.  45<U-KAED  >= 0.48510     WALL NO.        1
ITEM NO.  46<U-KAEW  >= 0.83170     WALL NO.        1
ITEM NO.  47<U-KPED  >=  4.1260     WALL NO.        1
ITEM NO.  48<U-KPEW  >=  2.7900     WALL NO.        1
ITEM NO.  52<D-NATURE>=  1.0000     (BOTH WALLS)
ITEM NO.  53<D-LEVEL >=  0.0000     (BOTH WALLS)
ITEM NO.  59<D-FRICT >=  30.000     (BOTH WALLS)
ITEM NO.  60<D-KA    >= 0.33300     WALL NO.        1
ITEM NO.  61<D-KP    >=  4.2880     WALL NO.        1
ITEM NO.  77<D-PERM  >= 0.10000E-04 (BOTH WALLS)
ITEM NO.  95<D-KAED  >= 0.42860     WALL NO.        1
ITEM NO.  96<D-KAEW  >= 0.88360     WALL NO.        1
ITEM NO.  97<D-KPED  >=  3.3350     WALL NO.        1
ITEM NO.  98<D-KPEW  >=  1.8280     WALL NO.        1

 NON ZERO LAYER DESCRIPTORS FOR LAYER NO.    2 FOR STEP NO.    4

ITEM NO.   1<NAME    >=  13.000     (BOTH WALLS)
ITEM NO.   2<NATURE  >=  1.0000     (BOTH WALLS)
```

```
ITEM NO.   3<LEVEL   >= -5.0000     (BOTH WALLS)
ITEM NO.   4<WALL    >=  1.0000     (BOTH WALLS)
ITEM NO.   5<GAMMAD  >=  16.000     (BOTH WALLS)
ITEM NO.   6<GAMMAB  >=  6.0000     (BOTH WALLS)
ITEM NO.   7<GAMMAW  >=  10.000     (BOTH WALLS)
ITEM NO.   8<U-COHE  >=  1.0000     (BOTH WALLS)
ITEM NO.   9<U-FRICT >=  33.000     (BOTH WALLS)
ITEM NO.  10<U-KA    >= 0.29500     WALL NO.        1
ITEM NO.  11<U-KP    >=  5.1600     WALL NO.        1
ITEM NO.  12<K0-NC   >= 0.50000     (BOTH WALLS)
ITEM NO.  13<NEXP    >= 0.50000     (BOTH WALLS)
ITEM NO.  14<OCR     >=  1.0000     (BOTH WALLS)
ITEM NO.  16<MODEL   >=  1.0000     (BOTH WALLS)
ITEM NO.  17<EVC     >=  68000.     (BOTH WALLS)
ITEM NO.  18<EUR     >= 0.10880E+06 (BOTH WALLS)
ITEM NO.  27<U-PERM  >= 0.10000E-04 (BOTH WALLS)
ITEM NO.  45<U-KAED  >= 0.43490     WALL NO.        1
ITEM NO.  46<U-KAEW  >= 0.74010     WALL NO.        1
ITEM NO.  47<U-KPED  >=  5.0090     WALL NO.        1
ITEM NO.  48<U-KPEW  >=  3.5570     WALL NO.        1
ITEM NO.  52<D-NATURE>=  1.0000     (BOTH WALLS)
ITEM NO.  53<D-LEVEL >=  0.0000     (BOTH WALLS)
ITEM NO.  58<D-COHE  >=  1.0000     (BOTH WALLS)
ITEM NO.  59<D-FRICT >=  33.000     (BOTH WALLS)
ITEM NO.  60<D-KA    >= 0.29500     WALL NO.        1
ITEM NO.  61<D-KP    >=  5.1600     WALL NO.        1
ITEM NO.  77<D-PERM  >= 0.10000E-04 (BOTH WALLS)
ITEM NO.  95<D-KAED  >= 0.38580     WALL NO.        1
ITEM NO.  96<D-KAEW  >= 0.75530     WALL NO.        1
ITEM NO.  97<D-KPED  >=  4.0590     WALL NO.        1
ITEM NO.  98<D-KPEW  >=  2.4890     WALL NO.        1

DEFAULT WATER UNIT WEIGHT =  10.000
AVERAGED ON     8 VALUES
```

```
+-----------------------------------------------------------------------------------------------------------------------+
|                   PARATIEPLUS(TM)   NLS ENGINE RELEASE  2018.0    FULL VERSION  *Build date:Nov 13, 2017*              |
|                                                                                                                       |
|                                    NewProject.BaseDesignSection_28.SISMICASTR_1243                                    |
|                                   Exe Time : 4 September 2018 18:00:41                                                |
+-----------------------------------------------------------------------------------------------------------------------+

PHASE DESCRIPTORS


STEP  NO.     1
                                        LEFT WALL    RIGHT WALL
Y                                        0.000       -0.9990E+30
Z-PC                                     0.000         0.000
Z-EXCAVATION                             0.000         0.000
Z-WATER_TABLE                           -18.00       -0.9990E+30
Q_AT_THE_FREE_FIELD_LEVEL                0.000         0.000
ZQ                                       0.000         0.000
DZW_OF_THE_WATER_TABLE                   0.000         0.000
QS_ON_THE_EXCAVATION_SIDE                0.000         0.000
ZQS                                     -0.9990E+30   -0.9990E+30
ZCUT                                     0.000         0.000
BALANCE LEVEL FOR PORE PRESSURES        -7.500        -7.500
WATER_BEHAVIOUR_FLAG (LINING OPT)        0.000         0.000
PORE_UPDATE_FLAG                         0.000         0.000
PORE_TAB. _FLAG (gt.0= use tabs)         0.000         0.000
lateral thrusts reduction elevatio       0.000         0.000
Downhill reduction factor for effe       0.000         0.000
Downhill reduction factor for pore       0.000         0.000
Uphill reduction factor for effect       0.000         0.000
Uphill reduction factor for pore p       0.000         0.000
SEISMIC HORIZONTAL ACCEL. Kh [g]         0.000         0.000
UPHILL VERTICAL ACCEL.  Kv_uh [g]        0.000         0.000
DOWNHILL VERTICAL ACCEL.Kv_dh [g]        0.000         0.000
UPHILL BETA ANGLE (SLOPE) [deg]          0.000         0.000
UPHILL DELTA/PHI RATIO                   0.000         0.000
DOWNHILL BETA ANGLE (SLOPE) [deg]        0.000         0.000
DOWNHILL DELTA/PHI RATIO                 0.000         0.000
DYN.WATER BEHAVIOUR                      0.000         0.000
Excess pore pressure RATIO Ru            0.000         0.000
SEISMIC PRESSURE LOWER VALUE             0.000         0.000
SEISMIC PRESSURE UPPER VALUE             0.000         0.000
SEISMIC PRESSURE LOWER LEVEL             0.000         0.000
SEISMIC PRESSURE UPPER LEVEL             0.000         0.000

=========================================================================================================end of step    1


STEP  NO.     2
                                        LEFT WALL    RIGHT WALL
Y                                        0.000       -0.9990E+30
Z-PC                                     0.000         0.000
Z-EXCAVATION                            -3.500         0.000
Z-WATER_TABLE                           -18.00       -0.9990E+30
Q_AT_THE_FREE_FIELD_LEVEL                0.000         0.000
ZQ                                       0.000         0.000
DZW_OF_THE_WATER_TABLE                   0.000         0.000
QS_ON_THE_EXCAVATION_SIDE                0.000         0.000
ZQS                                     -0.9990E+30   -0.9990E+30
ZCUT                                     0.000         0.000
BALANCE LEVEL FOR PORE PRESSURES        -7.500        -7.500
WATER_BEHAVIOUR_FLAG (LINING OPT)        0.000         0.000
PORE_UPDATE_FLAG                         0.000         0.000
PORE_TAB. _FLAG (gt.0= use tabs)         0.000         0.000
lateral thrusts reduction elevatio       0.000         0.000
Downhill reduction factor for effe       0.000         0.000
Downhill reduction factor for pore       0.000         0.000
Uphill reduction factor for effect       0.000         0.000
Uphill reduction factor for pore p       0.000         0.000
SEISMIC HORIZONTAL ACCEL. Kh [g]         0.000         0.000
UPHILL VERTICAL ACCEL.  Kv_uh [g]        0.000         0.000
```

DOWNHILL VERTICAL ACCEL.Kv_dh [g]	0.000	0.000
UPHILL BETA ANGLE (SLOPE) [deg]	0.000	0.000
UPHILL DELTA/PHI RATIO	0.000	0.000
DOWNHILL BETA ANGLE (SLOPE) [deg]	0.000	0.000
DOWNHILL DELTA/PHI RATIO	0.000	0.000
DYN.WATER BEHAVIOUR	0.000	0.000
Excess pore pressure RATIO Ru	0.000	0.000
SEISMIC PRESSURE LOWER VALUE	0.000	0.000
SEISMIC PRESSURE UPPER VALUE	0.000	0.000
SEISMIC PRESSURE LOWER LEVEL	0.000	0.000
SEISMIC PRESSURE UPPER LEVEL	0.000	0.000

==========end of step 2

STEP NO. 3

	LEFT WALL	RIGHT WALL
Y	0.000	-0.9990E+30
Z-PC	0.000	0.000
Z-EXCAVATION	-3.300	0.000
Z-WATER_TABLE	-18.00	-0.9990E+30
Q_AT_THE_FREE_FIELD_LEVEL	0.000	0.000
ZQ	0.000	0.000
DZW_OF_THE_WATER_TABLE	0.000	0.000
QS_ON_THE_EXCAVATION_SIDE	0.000	0.000
ZQS	-0.9990E+30	-0.9990E+30
ZCUT	0.000	0.000
BALANCE LEVEL FOR PORE PRESSURES	-7.500	-7.500
WATER_BEHAVIOUR_FLAG (LINING OPT)	0.000	0.000
PORE_UPDATE_FLAG	0.000	0.000
PORE_TAB. _FLAG (gt.0= use tabs)	0.000	0.000
lateral thrusts reduction elevatio	0.000	0.000
Downhill reduction factor for effe	0.000	0.000
Downhill reduction factor for pore	0.000	0.000
Uphill reduction factor for effect	0.000	0.000
Uphill reduction factor for pore p	0.000	0.000
SEISMIC HORIZONTAL ACCEL. Kh [g]	0.000	0.000
UPHILL VERTICAL ACCEL. Kv_uh [g]	0.000	0.000
DOWNHILL VERTICAL ACCEL.Kv_dh [g]	0.000	0.000
UPHILL BETA ANGLE (SLOPE) [deg]	0.000	0.000
UPHILL DELTA/PHI RATIO	0.000	0.000
DOWNHILL BETA ANGLE (SLOPE) [deg]	0.000	0.000
DOWNHILL DELTA/PHI RATIO	0.000	0.000
DYN.WATER BEHAVIOUR	0.000	0.000
Excess pore pressure RATIO Ru	0.000	0.000
SEISMIC PRESSURE LOWER VALUE	0.000	0.000
SEISMIC PRESSURE UPPER VALUE	0.000	0.000
SEISMIC PRESSURE LOWER LEVEL	0.000	0.000
SEISMIC PRESSURE UPPER LEVEL	0.000	0.000

==========end of step 3

STEP NO. 4

	LEFT WALL	RIGHT WALL
Y	0.000	-0.9990E+30
Z-PC	0.000	0.000
Z-EXCAVATION	-3.300	0.000
Z-WATER_TABLE	-18.00	-0.9990E+30
Q_AT_THE_FREE_FIELD_LEVEL	0.000	0.000
ZQ	0.000	0.000
DZW_OF_THE_WATER_TABLE	0.000	0.000
QS_ON_THE_EXCAVATION_SIDE	0.000	0.000
ZQS	-0.9990E+30	-0.9990E+30
ZCUT	0.000	0.000
BALANCE LEVEL FOR PORE PRESSURES	-7.500	-7.500
WATER_BEHAVIOUR_FLAG (LINING OPT)	0.000	0.000
PORE_UPDATE_FLAG	0.000	0.000
PORE_TAB. _FLAG (gt.0= use tabs)	0.000	0.000
lateral thrusts reduction elevatio	0.000	0.000
Downhill reduction factor for effe	0.000	0.000
Downhill reduction factor for pore	0.000	0.000
Uphill reduction factor for effect	0.000	0.000
Uphill reduction factor for pore p	0.000	0.000

```
SEISMIC HORIZONTAL ACCEL. Kh [g]       0.1800         0.000
UPHILL VERTICAL ACCEL.  Kv_uh [g]      0.9002E-01     0.000
DOWNHILL VERTICAL ACCEL.Kv_dh [g]     -0.9002E-01     0.000
UPHILL BETA ANGLE (SLOPE) [deg]        0.000          0.000
UPHILL DELTA/PHI RATIO                 0.5000         0.000
DOWNHILL BETA ANGLE (SLOPE) [deg]      0.000          0.000
DOWNHILL DELTA/PHI RATIO               0.5000         0.000
DYN.WATER BEHAVIOUR                    0.000          0.000
Excess pore pressure RATIO Ru          0.000          0.000
SEISMIC PRESSURE LOWER VALUE           18.34          0.000
SEISMIC PRESSURE UPPER VALUE           18.34          0.000
SEISMIC PRESSURE LOWER LEVEL          -3.300          0.000
SEISMIC PRESSURE UPPER LEVEL           0.000          0.000

================================================================================================================end of step    4


 LEFT-HAND WALL

 LOWER  LEVEL          -7.50000
 UPPER  LEVEL           0.00000

 RIGHT-HAND WALL

 LOWER  LEVEL          -7.50000
 UPPER  LEVEL           0.00000



 ELEMENT GROUPS BACKUP AREA CAN STAY IN CORE AT
 POSITION        3655

 NO. OF D.P.W  FOR THIS AREA       5585
 MAX NO. OF D.P.W. AVAILABLE      81920
 ** MAX NO OF ITERATIONS SET TO          40

ITER     0 RNORM = 0.000     RMNORM= 0.000
           RINORM= 3509.     RIMNOR= 0.000
           RENORM= 0.000     REMNOR= 0.000     RATIO = 0.000     TOLER =0.1000E-03      CONVERGED !
           RFMAX = 11.68     RMMAX = 0.000
           RTSMAL=0.1000E-03 RMSMAL= 0.000
           RDT   = 3509.     RDR   = 0.000
           RATIOT= 0.000     RATIOR= 0.000
           MAX UN= 0.000     IEQ=   194 NODE     39 DOF   4   X-ROT. S
           MIN UN= 0.000     IEQ=     1 NODE      1 DOF   1  Y-DISPL.F
           NO. OF CONTACT CONSTRAINT VIOLATIONS     0
```

```
+-----------------------------------------------------------------------------------------------------------------------+
|                   PARATIEPLUS(TM)   NLS ENGINE RELEASE  2018.0    FULL VERSION  *Build date:Nov 13, 2017*             |
|                                                                                                                       |
|                                  NewProject.BaseDesignSection_28.SISMICASTR_1243                                      |
|                                 Exe Time : 4 September 2018 18:00:41                                                  |
+-----------------------------------------------------------------------------------------------------------------------+
New Project
SOLUTION REACHED USING     0 ITERATIONS ON   40

no equilibrium iterations were performed to
obtain current solution

P R I N T   O U T   F O R   T I M E   S T E P    1     ( AT TIME   1.000     )

PRINT OUT OF ACTIVE COMPONENTS (FIXED NODES ARE NOT PRINTED OUT)
```

	Y-DISPL.F (02)	X-ROT. F (04)	Y-DISPL.S (08)	X-ROT. S (10)	Y-FORCE (14)	GAP	C-FORCE
1	0.000000	0.000000	0.000000	0.000000	0.000000	0.000000	0.000000
2	0.000000	0.000000	0.000000	0.000000	0.000000	0.000000	0.000000
3	0.000000	0.000000	0.000000	0.000000	0.000000	0.000000	0.000000
4	0.000000	0.000000	0.000000	0.000000	0.000000	0.000000	0.000000
5	0.000000	0.000000	0.000000	0.000000	0.000000	0.000000	0.000000
6	0.000000	0.000000	0.000000	0.000000	0.000000	0.000000	0.000000
7	0.000000	0.000000	0.000000	0.000000	0.000000	0.000000	0.000000
8	0.000000	0.000000	0.000000	0.000000	0.000000	0.000000	0.000000
9	0.000000	0.000000	0.000000	0.000000	0.000000	0.000000	0.000000
10	0.000000	0.000000	0.000000	0.000000	0.000000	0.000000	0.000000
11	0.000000	0.000000	0.000000	0.000000	0.000000	0.000000	0.000000
12	0.000000	0.000000	0.000000	0.000000	0.000000	0.000000	0.000000
13	0.000000	0.000000	0.000000	0.000000	0.000000	0.000000	0.000000
14	0.000000	0.000000	0.000000	0.000000	0.000000	0.000000	0.000000
15	0.000000	0.000000	0.000000	0.000000	0.000000	0.000000	0.000000
16	0.000000	0.000000	0.000000	0.000000	0.000000	0.000000	0.000000
17	0.000000	0.000000	0.000000	0.000000	0.000000	0.000000	0.000000
18	0.000000	0.000000	0.000000	0.000000	0.000000	0.000000	0.000000
19	0.000000	0.000000	0.000000	0.000000	0.000000	0.000000	0.000000
20	0.000000	0.000000	0.000000	0.000000	0.000000	0.000000	0.000000
21	0.000000	0.000000	0.000000	0.000000	0.000000	0.000000	0.000000
22	0.000000	0.000000	0.000000	0.000000	0.000000	0.000000	0.000000
23	0.000000	0.000000	0.000000	0.000000	0.000000	0.000000	0.000000
24	0.000000	0.000000	0.000000	0.000000	0.000000	0.000000	0.000000
25	0.000000	0.000000	0.000000	0.000000	0.000000	0.000000	0.000000
26	0.000000	0.000000	0.000000	0.000000	0.000000	0.000000	0.000000
27	0.000000	0.000000	0.000000	0.000000	0.000000	0.000000	0.000000
28	0.000000	0.000000	0.000000	0.000000	0.000000	0.000000	0.000000
29	0.000000	0.000000	0.000000	0.000000	0.000000	0.000000	0.000000
30	0.000000	0.000000	0.000000	0.000000	0.000000	0.000000	0.000000
31	0.000000	0.000000	0.000000	0.000000	0.000000	0.000000	0.000000
32	0.000000	0.000000	0.000000	0.000000	0.000000	0.000000	0.000000
33	0.000000	0.000000	0.000000	0.000000	0.000000	0.000000	0.000000
34	0.000000	0.000000	0.000000	0.000000	0.000000	0.000000	0.000000
35	0.000000	0.000000	0.000000	0.000000	0.000000	0.000000	0.000000
36	0.000000	0.000000	0.000000	0.000000	0.000000	0.000000	0.000000
37	0.000000	0.000000	0.000000	0.000000	0.000000	0.000000	0.000000
38	0.000000	0.000000	0.000000	0.000000	0.000000	0.000000	0.000000
39	0.000000	0.000000	0.000000	0.000000	0.000000	0.000000	0.000000

```
+-------------------------------------------------------------------------------------------------------------------------------+
|                  PARATIEPLUS(TM)   NLS ENGINE RELEASE  2018.0    FULL VERSION  *Build date:Nov 13, 2017*                    |
|                                                                                                                               |
|                                    NewProject.BaseDesignSection_28.SISMICASTR_1243                                            |
|                                   Exe Time : 4 September 2018 18:00:41                                                        |
+-------------------------------------------------------------------------------------------------------------------------------+
New Project


S T R E S S   R E S U L T S   F O R   G R O U P   N O.   1

0_L                                                          :
ELEMENT TYPE    5 NO.OF ELEMENTS. IN THIS GROUP   39
C U R R E N T   T I M E   I S      1.0000

 HARDENING 2D SOIL ELEMENT

 ****** TOTAL STRESS FORMULATION *****

  EL *   FORCE     DISPL-Y  VERTICAL-P  HORIZON.-P     MAX-V-P     MAX-H-P           STATE   STIFFNESS Z-LEVEL      PORE
E FACTOR    UFACTOR       Peq           Su_a         Su_p     LAYER
 ------------------------------------------------------------------------------------------------------------------------------
-------------------------------------------------------------------------------------------
   1 D   0.000       0.000       0.000       0.000       0.000       0.000             V-C  5.1962E+04   0.000       0.000
1.000       1.000       0.000       0.000       0.000     DI1_164_167_L_0
   2 D  0.3200       0.000       3.200       1.600       3.200       1.600             V-C  5.1962E+04 -0.2000       0.000
1.000       1.000       1.600       0.000       0.000     DI1_164_167_L_0
   3 D  0.6400       0.000       6.400       3.200       6.400       3.200             V-C  5.1962E+04 -0.4000       0.000
1.000       1.000       3.200       0.000       0.000     DI1_164_167_L_0
   4 D  0.9600       0.000       9.600       4.800       9.600       4.800             V-C  5.1962E+04 -0.6000       0.000
1.000       1.000       4.800       0.000       0.000     DI1_164_167_L_0
   5 D   1.280       0.000       12.80       6.400       12.80       6.400             V-C  5.1962E+04 -0.8000       0.000
1.000       1.000       6.400       0.000       0.000     DI1_164_167_L_0
   6 D   1.600       0.000       16.00       8.000       16.00       8.000             V-C  5.1962E+04  -1.000       0.000
1.000       1.000       8.000       0.000       0.000     DI1_164_167_L_0
   7 D   1.920       0.000       19.20       9.600       19.20       9.600             V-C  5.1962E+04  -1.200       0.000
1.000       1.000       9.600       0.000       0.000     DI1_164_167_L_0
   8 D   2.240       0.000       22.40       11.20       22.40       11.20             V-C  5.1962E+04  -1.400       0.000
1.000       1.000       11.20       0.000       0.000     DI1_164_167_L_0
   9 D   2.560       0.000       25.60       12.80       25.60       12.80             V-C  5.1962E+04  -1.600       0.000
1.000       1.000       12.80       0.000       0.000     DI1_164_167_L_0
  10 D   2.880       0.000       28.80       14.40       28.80       14.40             V-C  5.1962E+04  -1.800       0.000
1.000       1.000       14.40       0.000       0.000     DI1_164_167_L_0
  11 D   3.200       0.000       32.00       16.00       32.00       16.00             V-C  5.1962E+04  -2.000       0.000
1.000       1.000       16.00       0.000       0.000     DI1_164_167_L_0
  12 D   3.520       0.000       35.20       17.60       35.20       17.60             V-C  5.1962E+04  -2.200       0.000
1.000       1.000       17.60       0.000       0.000     DI1_164_167_L_0
  13 D   3.840       0.000       38.40       19.20       38.40       19.20             V-C  5.1962E+04  -2.400       0.000
1.000       1.000       19.20       0.000       0.000     DI1_164_167_L_0
  14 D   4.160       0.000       41.60       20.80       41.60       20.80             V-C  5.1962E+04  -2.600       0.000
1.000       1.000       20.80       0.000       0.000     DI1_164_167_L_0
  15 D   4.480       0.000       44.80       22.40       44.80       22.40             V-C  5.1962E+04  -2.800       0.000
1.000       1.000       22.40       0.000       0.000     DI1_164_167_L_0
  16 D   4.800       0.000       48.00       24.00       48.00       24.00             V-C  5.1962E+04  -3.000       0.000
1.000       1.000       24.00       0.000       0.000     DI1_164_167_L_0
  17 D   3.840       0.000       51.20       25.60       51.20       25.60             V-C  5.1962E+04  -3.200       0.000
1.000       1.000       25.60       0.000       0.000     DI1_164_167_L_0
  18 D   3.960       0.000       52.80       26.40       52.80       26.40             V-C  5.1962E+04  -3.300       0.000
1.000       1.000       26.40       0.000       0.000     DI1_164_167_L_0
  19 D   5.600       0.000       56.00       28.00       56.00       28.00             V-C  5.1962E+04  -3.500       0.000
1.000       1.000       28.00       0.000       0.000     DI1_164_167_L_0
  20 D   5.920       0.000       59.20       29.60       59.20       29.60             V-C  5.1962E+04  -3.700       0.000
1.000       1.000       29.60       0.000       0.000     DI1_164_167_L_0
  21 D   6.240       0.000       62.40       31.20       62.40       31.20             V-C  5.1962E+04  -3.900       0.000
1.000       1.000       31.20       0.000       0.000     DI1_164_167_L_0
  22 D   6.560       0.000       65.60       32.80       65.60       32.80             V-C  5.1962E+04  -4.100       0.000
1.000       1.000       32.80       0.000       0.000     DI1_164_167_L_0
  23 D   6.880       0.000       68.80       34.40       68.80       34.40             V-C  5.1962E+04  -4.300       0.000
1.000       1.000       34.40       0.000       0.000     DI1_164_167_L_0
  24 D   7.200       0.000       72.00       36.00       72.00       36.00             V-C  5.1962E+04  -4.500       0.000
1.000       1.000       36.00       0.000       0.000     DI1_164_167_L_0
```

25 D	7.520	0.000	75.20	37.60	75.20	37.60	V-C	5.1962E+04	-4.700	0.000		
1.000	1.000	37.60	0.000	0.000	DI1_164_167_L_0							
26 D	7.840	0.000	78.40	39.20	78.40	39.20	V-C	5.1962E+04	-4.900	0.000		
1.000	1.000	39.20	0.000	0.000	DI1_164_167_L_0							
27 D	8.160	0.000	81.60	40.80	81.60	40.80	V-C	1.2524E+05	-5.100	0.000		
1.000	1.000	40.80	0.000	0.000	DI2_165_168_L_0							
28 D	8.480	0.000	84.80	42.40	84.80	42.40	V-C	1.2524E+05	-5.300	0.000		
1.000	1.000	42.40	0.000	0.000	DI2_165_168_L_0							
29 D	8.800	0.000	88.00	44.00	88.00	44.00	V-C	1.2524E+05	-5.500	0.000		
1.000	1.000	44.00	0.000	0.000	DI2_165_168_L_0							
30 D	9.120	0.000	91.20	45.60	91.20	45.60	V-C	1.2524E+05	-5.700	0.000		
1.000	1.000	45.60	0.000	0.000	DI2_165_168_L_0							
31 D	9.440	0.000	94.40	47.20	94.40	47.20	V-C	1.2524E+05	-5.900	0.000		
1.000	1.000	47.20	0.000	0.000	DI2_165_168_L_0							
32 D	9.760	0.000	97.60	48.80	97.60	48.80	V-C	1.2524E+05	-6.100	0.000		
1.000	1.000	48.80	0.000	0.000	DI2_165_168_L_0							
33 D	10.08	0.000	100.8	50.40	100.8	50.40	V-C	1.2524E+05	-6.300	0.000		
1.000	1.000	50.40	0.000	0.000	DI2_165_168_L_0							
34 D	10.40	0.000	104.0	52.00	104.0	52.00	V-C	1.2524E+05	-6.500	0.000		
1.000	1.000	52.00	0.000	0.000	DI2_165_168_L_0							
35 D	10.72	0.000	107.2	53.60	107.2	53.60	V-C	1.2524E+05	-6.700	0.000		
1.000	1.000	53.60	0.000	0.000	DI2_165_168_L_0							
36 D	11.04	0.000	110.4	55.20	110.4	55.20	V-C	1.2524E+05	-6.900	0.000		
1.000	1.000	55.20	0.000	0.000	DI2_165_168_L_0							
37 D	11.36	0.000	113.6	56.80	113.6	56.80	V-C	1.2524E+05	-7.100	0.000		
1.000	1.000	56.80	0.000	0.000	DI2_165_168_L_0							
38 D	11.68	0.000	116.8	58.40	116.8	58.40	V-C	1.2524E+05	-7.300	0.000		
1.000	1.000	58.40	0.000	0.000	DI2_165_168_L_0							
39 D	6.000	0.000	120.0	60.00	120.0	60.00	V-C	1.2524E+05	-7.500	0.000		
1.000	1.000	60.00	0.000	0.000	DI2_165_168_L_0							

```
+-------------------------------------------------------------------------------------------------------------------------------+
|                  PARATIEPLUS(TM)   NLS ENGINE RELEASE  2018.0    FULL VERSION  *Build date:Nov 13, 2017*                    |
|                                                                                                                               |
|                                    NewProject.BaseDesignSection_28.SISMICASTR_1243                                            |
|                                   Exe Time : 4 September 2018 18:00:41                                                        |
+-------------------------------------------------------------------------------------------------------------------------------+
New Project


S T R E S S   R E S U L T S   F O R   G R O U P   N O.   2

0_R                                                          :
ELEMENT TYPE    5 NO.OF ELEMENTS. IN THIS GROUP   39
C U R R E N T   T I M E   I S      1.0000

 HARDENING 2D SOIL ELEMENT

 ****** TOTAL STRESS FORMULATION *****

  EL *   FORCE     DISPL-Y  VERTICAL-P  HORIZON.-P     MAX-V-P     MAX-H-P           STATE   STIFFNESS Z-LEVEL      PORE
E FACTOR    UFACTOR       Peq           Su_a         Su_p     LAYER
 ------------------------------------------------------------------------------------------------------------------------------
-------------------------------------------------------------------------------------------
   1 D   0.000       0.000       0.000       0.000       0.000       0.000             V-C  3.4641E+04   0.000       0.000
1.000       1.000       0.000       0.000       0.000     DI1_164_167_L_0
   2 D  0.3200       0.000       3.200       1.600       3.200       1.600             V-C  3.4641E+04 -0.2000       0.000
1.000       1.000       1.600       0.000       0.000     DI1_164_167_L_0
   3 D  0.6400       0.000       6.400       3.200       6.400       3.200             V-C  3.4641E+04 -0.4000       0.000
1.000       1.000       3.200       0.000       0.000     DI1_164_167_L_0
   4 D  0.9600       0.000       9.600       4.800       9.600       4.800             V-C  3.4641E+04 -0.6000       0.000
1.000       1.000       4.800       0.000       0.000     DI1_164_167_L_0
   5 D   1.280       0.000       12.80       6.400       12.80       6.400             V-C  3.4641E+04 -0.8000       0.000
1.000       1.000       6.400       0.000       0.000     DI1_164_167_L_0
   6 D   1.600       0.000       16.00       8.000       16.00       8.000             V-C  3.4641E+04  -1.000       0.000
1.000       1.000       8.000       0.000       0.000     DI1_164_167_L_0
   7 D   1.920       0.000       19.20       9.600       19.20       9.600             V-C  3.4641E+04  -1.200       0.000
1.000       1.000       9.600       0.000       0.000     DI1_164_167_L_0
   8 D   2.240       0.000       22.40       11.20       22.40       11.20             V-C  3.4641E+04  -1.400       0.000
1.000       1.000       11.20       0.000       0.000     DI1_164_167_L_0
   9 D   2.560       0.000       25.60       12.80       25.60       12.80             V-C  3.4641E+04  -1.600       0.000
1.000       1.000       12.80       0.000       0.000     DI1_164_167_L_0
  10 D   2.880       0.000       28.80       14.40       28.80       14.40             V-C  3.4641E+04  -1.800       0.000
1.000       1.000       14.40       0.000       0.000     DI1_164_167_L_0
  11 D   3.200       0.000       32.00       16.00       32.00       16.00             V-C  3.4641E+04  -2.000       0.000
1.000       1.000       16.00       0.000       0.000     DI1_164_167_L_0
  12 D   3.520       0.000       35.20       17.60       35.20       17.60             V-C  3.4641E+04  -2.200       0.000
1.000       1.000       17.60       0.000       0.000     DI1_164_167_L_0
  13 D   3.840       0.000       38.40       19.20       38.40       19.20             V-C  3.4641E+04  -2.400       0.000
1.000       1.000       19.20       0.000       0.000     DI1_164_167_L_0
  14 D   4.160       0.000       41.60       20.80       41.60       20.80             V-C  3.4641E+04  -2.600       0.000
1.000       1.000       20.80       0.000       0.000     DI1_164_167_L_0
  15 D   4.480       0.000       44.80       22.40       44.80       22.40             V-C  3.4641E+04  -2.800       0.000
1.000       1.000       22.40       0.000       0.000     DI1_164_167_L_0
  16 D   4.800       0.000       48.00       24.00       48.00       24.00             V-C  3.4641E+04  -3.000       0.000
1.000       1.000       24.00       0.000       0.000     DI1_164_167_L_0
  17 D   3.840       0.000       51.20       25.60       51.20       25.60             V-C  3.4641E+04  -3.200       0.000
1.000       1.000       25.60       0.000       0.000     DI1_164_167_L_0
  18 D   3.960       0.000       52.80       26.40       52.80       26.40             V-C  3.4641E+04  -3.300       0.000
1.000       1.000       26.40       0.000       0.000     DI1_164_167_L_0
  19 D   5.600       0.000       56.00       28.00       56.00       28.00             V-C  3.4641E+04  -3.500       0.000
1.000       1.000       28.00       0.000       0.000     DI1_164_167_L_0
  20 D   5.920       0.000       59.20       29.60       59.20       29.60             V-C  3.4641E+04  -3.700       0.000
1.000       1.000       29.60       0.000       0.000     DI1_164_167_L_0
  21 D   6.240       0.000       62.40       31.20       62.40       31.20             V-C  3.4641E+04  -3.900       0.000
1.000       1.000       31.20       0.000       0.000     DI1_164_167_L_0
  22 D   6.560       0.000       65.60       32.80       65.60       32.80             V-C  3.4641E+04  -4.100       0.000
1.000       1.000       32.80       0.000       0.000     DI1_164_167_L_0
  23 D   6.880       0.000       68.80       34.40       68.80       34.40             V-C  3.4641E+04  -4.300       0.000
1.000       1.000       34.40       0.000       0.000     DI1_164_167_L_0
  24 D   7.200       0.000       72.00       36.00       72.00       36.00             V-C  3.4641E+04  -4.500       0.000
1.000       1.000       36.00       0.000       0.000     DI1_164_167_L_0
```

25 D	7.520	0.000	75.20	37.60	75.20	37.60	V-C	3.4641E+04	-4.700	0.000		
1.000	1.000	37.60	0.000	0.000	DI1_164_167_L_0							
26 D	7.840	0.000	78.40	39.20	78.40	39.20	V-C	3.4641E+04	-4.900	0.000		
1.000	1.000	39.20	0.000	0.000	DI1_164_167_L_0							
27 D	8.160	0.000	81.60	40.80	81.60	40.80	V-C	7.3842E+04	-5.100	0.000		
1.000	1.000	40.80	0.000	0.000	DI2_165_168_L_0							
28 D	8.480	0.000	84.80	42.40	84.80	42.40	V-C	7.3842E+04	-5.300	0.000		
1.000	1.000	42.40	0.000	0.000	DI2_165_168_L_0							
29 D	8.800	0.000	88.00	44.00	88.00	44.00	V-C	7.3842E+04	-5.500	0.000		
1.000	1.000	44.00	0.000	0.000	DI2_165_168_L_0							
30 D	9.120	0.000	91.20	45.60	91.20	45.60	V-C	7.3842E+04	-5.700	0.000		
1.000	1.000	45.60	0.000	0.000	DI2_165_168_L_0							
31 D	9.440	0.000	94.40	47.20	94.40	47.20	V-C	7.3842E+04	-5.900	0.000		
1.000	1.000	47.20	0.000	0.000	DI2_165_168_L_0							
32 D	9.760	0.000	97.60	48.80	97.60	48.80	V-C	7.3842E+04	-6.100	0.000		
1.000	1.000	48.80	0.000	0.000	DI2_165_168_L_0							
33 D	10.08	0.000	100.8	50.40	100.8	50.40	V-C	7.3842E+04	-6.300	0.000		
1.000	1.000	50.40	0.000	0.000	DI2_165_168_L_0							
34 D	10.40	0.000	104.0	52.00	104.0	52.00	V-C	7.3842E+04	-6.500	0.000		
1.000	1.000	52.00	0.000	0.000	DI2_165_168_L_0							
35 D	10.72	0.000	107.2	53.60	107.2	53.60	V-C	7.3842E+04	-6.700	0.000		
1.000	1.000	53.60	0.000	0.000	DI2_165_168_L_0							
36 D	11.04	0.000	110.4	55.20	110.4	55.20	V-C	7.3842E+04	-6.900	0.000		
1.000	1.000	55.20	0.000	0.000	DI2_165_168_L_0							
37 D	11.36	0.000	113.6	56.80	113.6	56.80	V-C	7.3842E+04	-7.100	0.000		
1.000	1.000	56.80	0.000	0.000	DI2_165_168_L_0							
38 D	11.68	0.000	116.8	58.40	116.8	58.40	V-C	7.3842E+04	-7.300	0.000		
1.000	1.000	58.40	0.000	0.000	DI2_165_168_L_0							
39 D	6.000	0.000	120.0	60.00	120.0	60.00	V-C	7.3842E+04	-7.500	0.000		
1.000	1.000	60.00	0.000	0.000	DI2_165_168_L_0							

```
+-----------------------------------------------------------------------------------------------------------------------+
|                   PARATIEPLUS(TM)   NLS ENGINE RELEASE  2018.0    FULL VERSION  *Build date:Nov 13, 2017*              |
|                                                                                                                       |
|                                    NewProject.BaseDesignSection_28.SISMICASTR_1243                                    |
|                                   Exe Time : 4 September 2018 18:00:41                                                |
+-----------------------------------------------------------------------------------------------------------------------+
New Project


S T R E S S   R E S U L T S   F O R   G R O U P   N O.   3

WallElement_33                                                :
ELEMENT TYPE    2 NO.OF ELEMENTS. IN THIS GROUP   38
C U R R E N T   T I M E   I S     1.0000

 WALL2D ELEMENT

   EL      TA          TB          MA          MB
-----------------------------------------------------
    1  0.0000      0.0000      0.0000      0.0000
    2  0.0000      0.0000      0.0000      0.0000
    3  0.0000      0.0000      0.0000      0.0000
    4  0.0000      0.0000      0.0000      0.0000
    5  0.0000      0.0000      0.0000      0.0000
    6  0.0000      0.0000      0.0000      0.0000
    7  0.0000      0.0000      0.0000      0.0000
    8  0.0000      0.0000      0.0000      0.0000
    9  0.0000      0.0000      0.0000      0.0000
   10  0.0000      0.0000      0.0000      0.0000
   11  0.0000      0.0000      0.0000      0.0000
   12  0.0000      0.0000      0.0000      0.0000
   13  0.0000      0.0000      0.0000      0.0000
   14  0.0000      0.0000      0.0000      0.0000
   15  0.0000      0.0000      0.0000      0.0000
   16  0.0000      0.0000      0.0000      0.0000
   17  0.0000      0.0000      0.0000      0.0000
   18  0.0000      0.0000      0.0000      0.0000
   19  0.0000      0.0000      0.0000      0.0000
   20  0.0000      0.0000      0.0000      0.0000
   21  0.0000      0.0000      0.0000      0.0000
   22  0.0000      0.0000      0.0000      0.0000
   23  0.0000      0.0000      0.0000      0.0000
   24  0.0000      0.0000      0.0000      0.0000
   25  0.0000      0.0000      0.0000      0.0000
   26  0.0000      0.0000      0.0000      0.0000
   27  0.0000      0.0000      0.0000      0.0000
   28  0.0000      0.0000      0.0000      0.0000
   29  0.0000      0.0000      0.0000      0.0000
   30  0.0000      0.0000      0.0000      0.0000
   31  0.0000      0.0000      0.0000      0.0000
   32  0.0000      0.0000      0.0000      0.0000
   33  0.0000      0.0000      0.0000      0.0000
   34  0.0000      0.0000      0.0000      0.0000
   35  0.0000      0.0000      0.0000      0.0000
   36  0.0000      0.0000      0.0000      0.0000
   37  0.0000      0.0000      0.0000      0.0000
   38  0.0000      0.0000      0.0000      0.0000
```

```
+-------------------------------------------------------------------------------------------------------------------------------+
|                   PARATIEPLUS(TM)   NLS ENGINE RELEASE  2018.0    FULL VERSION  *Build date:Nov 13, 2017*                    |
|                                                                                                                               |
|                                    NewProject.BaseDesignSection_28.SISMICASTR_1243                                            |
|                                   Exe Time : 4 September 2018 18:00:41                                                        |
+-------------------------------------------------------------------------------------------------------------------------------+
New Project


S T R E S S   R E S U L T S   F O R   G R O U P   N O.   4

WallElement_New_20092                                          :
ELEMENT TYPE    2 NO.OF ELEMENTS. IN THIS GROUP   17
C U R R E N T   T I M E   I S      1.0000

 WALL2D ELEMENT

   EL      TA          TB          MA          MB
-----------------------------------------------------

***** NO ONE ELEMENT ACTIVE AT CURRENT STEP *****

ITER     0 RNORM = 0.000     RMNORM= 0.000
           RINORM= 2367.     RIMNOR= 0.000
           RENORM= 441.6     REMNOR= 0.000     RATIO =0.4319     TOLER =0.1000E-03  NOT CONVERGED
           RFMAX = 11.68     RMMAX = 0.000
           RTSMAL=0.1000E-03 RMSMAL= 0.000
           RDT   = 2367.     RDR   = 0.000
           RATIOT=0.4319     RATIOR= 0.000
           MAX UN= 5.600     IEQ=    91 NODE     19 DOF   1  Y-DISPL.F
           MIN UN= 0.000     IEQ=     1 NODE      1 DOF   1  Y-DISPL.F
           NO. OF CONTACT CONSTRAINT VIOLATIONS     0


ITER     2 RNORM = 0.000     RMNORM= 0.000
           RINORM= 2367.     RIMNOR= 0.000
           RENORM= 56.27     REMNOR=0.9909E-19 RATIO =0.1542     TOLER =0.1000E-03  NOT CONVERGED
           RFMAX = 11.68     RMMAX = 0.000
           RTSMAL=0.1000E-03 RMSMAL= 0.000
           RDT   = 2367.     RDR   = 0.000
           RATIOT=0.1542     RATIOR= 0.000
           MAX UN= 2.920     IEQ=     6 NODE      2 DOF   1  Y-DISPL.F
           MIN UN=-.2885E-09 IEQ=   176 NODE     36 DOF   1  Y-DISPL.F
           NO. OF CONTACT CONSTRAINT VIOLATIONS     0


ITER     3 RNORM = 0.000     RMNORM= 0.000
           RINORM= 2367.     RIMNOR= 0.000
           RENORM= 161.2     REMNOR=0.2035E-17 RATIO =0.2610     TOLER =0.1000E-03  NOT CONVERGED
           RFMAX = 11.68     RMMAX = 0.000
           RTSMAL=0.1000E-03 RMSMAL= 0.000
           RDT   = 2367.     RDR   = 0.000
           RATIOT=0.2610     RATIOR= 0.000
           MAX UN= 6.520     IEQ=   101 NODE     21 DOF   1  Y-DISPL.F
           MIN UN=-1.621     IEQ=   186 NODE     38 DOF   1  Y-DISPL.F
           NO. OF CONTACT CONSTRAINT VIOLATIONS     0


ITER     4 RNORM = 0.000     RMNORM= 0.000
           RINORM= 2367.     RIMNOR= 0.000
           RENORM= 29.93     REMNOR=0.7264E-17 RATIO =0.1124     TOLER =0.1000E-03  NOT CONVERGED
           RFMAX = 11.68     RMMAX = 0.000
           RTSMAL=0.1000E-03 RMSMAL= 0.000
           RDT   = 2367.     RDR   = 0.000
           RATIOT=0.1124     RATIOR= 0.000
           MAX UN= 3.594     IEQ=   156 NODE     32 DOF   1  Y-DISPL.F
           MIN UN=-1.134     IEQ=   191 NODE     39 DOF   1  Y-DISPL.F
           NO. OF CONTACT CONSTRAINT VIOLATIONS     0


ITER     5 RNORM = 0.000     RMNORM= 0.000
```

```
  RINORM= 2367.     RIMNOR= 0.000
  RENORM=0.3376     REMNOR=0.3951E-17 RATIO =0.1194E-01 TOLER =0.1000E-03  NOT CONVERGED
  RFMAX = 11.68     RMMAX = 0.000
  RTSMAL=0.1000E-03 RMSMAL= 0.000
  RDT   = 2367.     RDR   = 0.000
  RATIOT=0.1194E-01 RATIOR= 0.000
  MAX UN=0.5723     IEQ=   111 NODE     23 DOF   1  Y-DISPL.F
  MIN UN=-.8200E-01 IEQ=   171 NODE     35 DOF   1  Y-DISPL.F
  NO. OF CONTACT CONSTRAINT VIOLATIONS     0


ITER      6 RNORM = 0.000     RMNORM= 0.000
  RINORM= 2367.     RIMNOR= 0.000
  RENORM=0.5410E-06 REMNOR=0.1513E-17 RATIO =0.1512E-04 TOLER =0.1000E-03      CONVERGED !
  RFMAX = 11.68     RMMAX = 0.000
  RTSMAL=0.1000E-03 RMSMAL= 0.000
  RDT   = 2367.     RDR   = 0.000
  RATIOT=0.1512E-04 RATIOR= 0.000
  MAX UN=0.2148E-03 IEQ=     3 NODE      1 DOF   3  Y-DISPL.S
  MIN UN=-.2708E-04 IEQ=   193 NODE     39 DOF   3  Y-DISPL.S
  NO. OF CONTACT CONSTRAINT VIOLATIONS     0
```

```
+-------------------------------------------------------------------------------------------------------------------------+
|                   PARATIEPLUS(TM)   NLS ENGINE RELEASE  2018.0    FULL VERSION  *Build date:Nov 13, 2017*               |
|                                                                                                                         |
|                                    NewProject.BaseDesignSection_28.SISMICASTR_1243                                      |
|                                   Exe Time : 4 September 2018 18:00:41                                                  |
+-------------------------------------------------------------------------------------------------------------------------+
New Project
SOLUTION REACHED USING     6 ITERATIONS ON   40

P R I N T   O U T   F O R   T I M E   S T E P   2    ( AT TIME   2.000    )

PRINT OUT OF ACTIVE COMPONENTS (FIXED NODES ARE NOT PRINTED OUT)
```

	Y-DISPL.F (02)	X-ROT. F (04)	Y-DISPL.S (08)	X-ROT. S (10)	Y-FORCE (14)	GAP	C-FORCE
1	1.4046113E-02	-2.1405632E-03	1.4046113E-02	0.000000	-5.8097672E-14	0.000000	-2.1477552E-04
2	1.3618000E-02	-2.1405632E-03	1.3618000E-02	0.000000	-2.8173125E-14	-3.4694470E-18	-2.0830086E-04
3	1.3189888E-02	-2.1405614E-03	1.3189888E-02	0.000000	-2.7297415E-14	1.7347235E-18	-2.0182621E-04
4	1.2761776E-02	-2.1405528E-03	1.2761776E-02	0.000000	-2.6421708E-14	0.000000	-1.9535158E-04
5	1.2333668E-02	-2.1405286E-03	1.2333668E-02	0.000000	-2.5546006E-14	-1.7347235E-18	-1.8887699E-04
6	1.1905566E-02	-2.1404768E-03	1.1905566E-02	0.000000	-2.4670314E-14	-3.4694470E-18	-1.8240247E-04
7	1.1477480E-02	-2.1403817E-03	1.1477480E-02	0.000000	-2.3794635E-14	0.000000	-1.7592806E-04
8	1.1049418E-02	-2.1402244E-03	1.1049418E-02	0.000000	-2.2918976E-14	1.7347235E-18	-1.6945378E-04
9	1.0621396E-02	-2.1399824E-03	1.0621396E-02	0.000000	-2.2043341E-14	3.4694470E-18	-1.6297968E-04
10	1.0193432E-02	-2.1396297E-03	1.0193432E-02	0.000000	-2.1167737E-14	3.4694470E-18	-1.5650582E-04
11	9.7655530E-03	-2.1391370E-03	9.7655530E-03	0.000000	-2.0292173E-14	0.000000	-1.5003224E-04
12	9.3377890E-03	-2.1384713E-03	9.3377890E-03	0.000000	-1.9416655E-14	-3.4694470E-18	-1.4355901E-04
13	8.9101785E-03	-2.1375964E-03	8.9101785E-03	0.000000	-1.8541194E-14	3.4694470E-18	-1.3708620E-04
14	8.4827671E-03	-2.1364725E-03	8.4827671E-03	0.000000	-1.7665797E-14	0.000000	-1.3061387E-04
15	8.0556089E-03	-2.1350563E-03	8.0556089E-03	0.000000	-1.6790476E-14	-3.4694470E-18	-1.2414209E-04
16	7.6287671E-03	-2.1333012E-03	7.6287671E-03	0.000000	-1.5915360E-14	-2.6020852E-18	-1.1767095E-04
17	7.2023123E-03	-2.1311570E-03	7.2023123E-03	0.000000	-3.3421670E-15	0.000000	-1.1120049E-04
18	6.9892594E-03	-2.1299241E-03	6.9892594E-03	0.000000	-3.2449361E-15	8.6736174E-19	-1.0796561E-04
19	6.5635492E-03	-2.1270944E-03	6.5635492E-03	0.000000	-1.3727602E-14	0.000000	-1.0149642E-04
20	6.1384569E-03	-2.1237352E-03	6.1384569E-03	0.000000	-1.2852759E-14	0.000000	-9.5028181E-05
21	5.7140931E-03	-2.1198063E-03	5.7140931E-03	0.000000	-1.1978056E-14	-8.6736174E-19	-8.8560976E-05
22	5.2905723E-03	-2.1153089E-03	5.2905723E-03	0.000000	-1.1103507E-14	-8.6736174E-19	-8.2094909E-05
23	4.8680047E-03	-2.1102852E-03	4.8680047E-03	0.000000	-1.0229126E-14	8.6736174E-19	-7.5630083E-05
24	4.4464878E-03	-2.1048184E-03	4.4464878E-03	0.000000	-9.3548988E-15	1.7347235E-18	-6.9166914E-05
25	4.0261019E-03	-2.0990142E-03	4.0261019E-03	0.000000	-8.4811932E-15	0.000000	-6.2707034E-05
26	3.6068998E-03	-2.0929764E-03	3.6068998E-03	0.000000	-7.6082026E-15	4.3368087E-19	-5.6252019E-05
27	3.1889205E-03	-2.0868013E-03	3.1889205E-03	0.000000	-6.7359715E-15	4.3368087E-19	-4.9803241E-05
28	2.7721792E-03	-2.0806275E-03	2.7721792E-03	0.000000	-5.8647457E-15	-8.6736174E-19	-4.3361726E-05
29	2.3566577E-03	-2.0746310E-03	2.3566577E-03	0.000000	-4.9945415E-15	0.000000	-3.6928039E-05
30	1.9423065E-03	-2.0689689E-03	1.9423065E-03	0.000000	-4.1254610E-15	2.1684043E-19	-3.0502337E-05
31	1.5290407E-03	-2.0637794E-03	1.5290407E-03	0.000000	-3.2574416E-15	0.000000	-2.4084299E-05
32	1.1167553E-03	-2.0591821E-03	1.1167553E-03	0.000000	-2.3903555E-15	-2.1684043E-19	-1.7673390E-05
33	7.0532162E-04	-2.0552779E-03	7.0532162E-04	0.000000	-1.5241235E-15	0.000000	-1.1268796E-05
34	2.9459248E-04	-2.0521488E-03	2.9459248E-04	0.000000	-6.5861029E-16	0.000000	-4.8695535E-06
35	-1.1559031E-04	-2.0498368E-03	-1.1559031E-04	0.000000	2.0629608E-16	-5.4210109E-20	1.5252871E-06
36	-5.2539262E-04	-2.0483114E-03	-5.2539262E-04	0.000000	1.0707787E-15	1.0842022E-19	7.9169356E-06
37	-9.3496018E-04	-2.0474655E-03	-9.3496018E-04	0.000000	1.9349955E-15	0.000000	1.4306630E-05
38	-1.3444123E-03	-2.0471222E-03	-1.3444123E-03	0.000000	2.7991520E-15	0.000000	2.0695412E-05
39	-1.7538332E-03	-2.0470497E-03	-1.7538332E-03	0.000000	7.3266409E-15	2.1684043E-19	2.7083996E-05

```
+-------------------------------------------------------------------------------------------------------------------------------+
|                   PARATIEPLUS(TM)   NLS ENGINE RELEASE  2018.0    FULL VERSION  *Build date:Nov 13, 2017*                    |
|                                                                                                                               |
|                                    NewProject.BaseDesignSection_28.SISMICASTR_1243                                            |
|                                   Exe Time : 4 September 2018 18:00:41                                                        |
+-------------------------------------------------------------------------------------------------------------------------------+
New Project


S T R E S S   R E S U L T S   F O R   G R O U P   N O.   1

0_L                                                          :
ELEMENT TYPE    5 NO.OF ELEMENTS. IN THIS GROUP   39
C U R R E N T   T I M E   I S      2.0000

 HARDENING 2D SOIL ELEMENT

 ****** TOTAL STRESS FORMULATION *****

  EL *   FORCE     DISPL-Y  VERTICAL-P  HORIZON.-P     MAX-V-P     MAX-H-P           STATE   STIFFNESS Z-LEVEL      PORE
E FACTOR    UFACTOR       Peq           Su_a         Su_p     LAYER
 ------------------------------------------------------------------------------------------------------------------------------
------------------------------------------------------------------------------------------
   1 D   0.000     -1.4046E-02   0.000       0.000       0.000       0.000          ACTIVE   0.000       0.000       0.000
1.000       1.000       0.000       0.000       0.000     DI1_164_167_L_0
   2 D  0.2131     -1.3618E-02   3.200       1.066       3.200       1.600          ACTIVE   0.000     -0.2000       0.000
1.000       1.000       1.066       0.000       0.000     DI1_164_167_L_0
   3 D  0.4262     -1.3190E-02   6.400       2.131       6.400       3.200          ACTIVE   0.000     -0.4000       0.000
1.000       1.000       2.131       0.000       0.000     DI1_164_167_L_0
   4 D  0.6394     -1.2762E-02   9.600       3.197       9.600       4.800          ACTIVE   0.000     -0.6000       0.000
1.000       1.000       3.197       0.000       0.000     DI1_164_167_L_0
   5 D  0.8525     -1.2334E-02   12.80       4.262       12.80       6.400          ACTIVE   0.000     -0.8000       0.000
1.000       1.000       4.262       0.000       0.000     DI1_164_167_L_0
   6 D   1.066     -1.1906E-02   16.00       5.328       16.00       8.000          ACTIVE   0.000      -1.000       0.000
1.000       1.000       5.328       0.000       0.000     DI1_164_167_L_0
   7 D   1.279     -1.1477E-02   19.20       6.394       19.20       9.600          ACTIVE   0.000      -1.200       0.000
1.000       1.000       6.394       0.000       0.000     DI1_164_167_L_0
   8 D   1.492     -1.1049E-02   22.40       7.459       22.40       11.20          ACTIVE   0.000      -1.400       0.000
1.000       1.000       7.459       0.000       0.000     DI1_164_167_L_0
   9 D   1.705     -1.0621E-02   25.60       8.525       25.60       12.80          ACTIVE   0.000      -1.600       0.000
1.000       1.000       8.525       0.000       0.000     DI1_164_167_L_0
  10 D   1.918     -1.0193E-02   28.80       9.590       28.80       14.40          ACTIVE   0.000      -1.800       0.000
1.000       1.000       9.590       0.000       0.000     DI1_164_167_L_0
  11 D   2.131     -9.7656E-03   32.00       10.66       32.00       16.00          ACTIVE   0.000      -2.000       0.000
1.000       1.000       10.66       0.000       0.000     DI1_164_167_L_0
  12 D   2.344     -9.3378E-03   35.20       11.72       35.20       17.60          ACTIVE   0.000      -2.200       0.000
1.000       1.000       11.72       0.000       0.000     DI1_164_167_L_0
  13 D   2.557     -8.9102E-03   38.40       12.79       38.40       19.20          ACTIVE   0.000      -2.400       0.000
1.000       1.000       12.79       0.000       0.000     DI1_164_167_L_0
  14 D   2.771     -8.4828E-03   41.60       13.85       41.60       20.80          ACTIVE   0.000      -2.600       0.000
1.000       1.000       13.85       0.000       0.000     DI1_164_167_L_0
  15 D   2.984     -8.0556E-03   44.80       14.92       44.80       22.40          ACTIVE   0.000      -2.800       0.000
1.000       1.000       14.92       0.000       0.000     DI1_164_167_L_0
  16 D   3.197     -7.6288E-03   48.00       15.98       48.00       24.00          ACTIVE   0.000      -3.000       0.000
1.000       1.000       15.98       0.000       0.000     DI1_164_167_L_0
  17 D   2.557     -7.2023E-03   51.20       17.05       51.20       25.60          ACTIVE   0.000      -3.200       0.000
1.000       1.000       17.05       0.000       0.000     DI1_164_167_L_0
  18 D   2.637     -6.9893E-03   52.80       17.58       52.80       26.40          ACTIVE   0.000      -3.300       0.000
1.000       1.000       17.58       0.000       0.000     DI1_164_167_L_0
  19 D   3.730     -6.5635E-03   56.00       18.65       56.00       28.00          ACTIVE   0.000      -3.500       0.000
1.000       1.000       18.65       0.000       0.000     DI1_164_167_L_0
  20 D   3.943     -6.1385E-03   59.20       19.71       59.20       29.60          ACTIVE   0.000      -3.700       0.000
1.000       1.000       19.71       0.000       0.000     DI1_164_167_L_0
  21 D   4.156     -5.7141E-03   62.40       20.78       62.40       31.20          ACTIVE   0.000      -3.900       0.000
1.000       1.000       20.78       0.000       0.000     DI1_164_167_L_0
  22 D   4.369     -5.2906E-03   65.60       21.84       65.60       32.80          ACTIVE   0.000      -4.100       0.000
1.000       1.000       21.84       0.000       0.000     DI1_164_167_L_0
  23 D   4.582     -4.8680E-03   68.80       22.91       68.80       34.40          ACTIVE   0.000      -4.300       0.000
1.000       1.000       22.91       0.000       0.000     DI1_164_167_L_0
  24 D   4.795     -4.4465E-03   72.00       23.98       72.00       36.00          ACTIVE   0.000      -4.500       0.000
1.000       1.000       23.98       0.000       0.000     DI1_164_167_L_0
```

```
  25 D   5.008     -4.0261E-03   75.20       25.04       75.20       37.60          ACTIVE   0.000      -4.700       0.000
1.000       1.000       25.04       0.000       0.000     DI1_164_167_L_0
  26 D   5.221     -3.6069E-03   78.40       26.11       78.40       39.20          ACTIVE   0.000      -4.900       0.000
1.000       1.000       26.11       0.000       0.000     DI1_164_167_L_0
  27 D   4.597     -3.1889E-03   81.60       22.99       81.60       40.80          ACTIVE   0.000      -5.100       0.000
1.000       1.000       22.99       0.000       0.000     DI2_165_168_L_0
  28 D   4.786     -2.7722E-03   84.80       23.93       84.80       42.40          ACTIVE   0.000      -5.300       0.000
1.000       1.000       23.93       0.000       0.000     DI2_165_168_L_0
  29 D   4.975     -2.3567E-03   88.00       24.87       88.00       44.00          ACTIVE   0.000      -5.500       0.000
1.000       1.000       24.87       0.000       0.000     DI2_165_168_L_0
  30 D   5.164     -1.9423E-03   91.20       25.82       91.20       45.60          ACTIVE   0.000      -5.700       0.000
1.000       1.000       25.82       0.000       0.000     DI2_165_168_L_0
  31 D   5.352     -1.5290E-03   94.40       26.76       94.40       47.20          ACTIVE   0.000      -5.900       0.000
1.000       1.000       26.76       0.000       0.000     DI2_165_168_L_0
  32 D   5.541     -1.1168E-03   97.60       27.71       97.60       48.80          ACTIVE   0.000      -6.100       0.000
1.000       1.000       27.71       0.000       0.000     DI2_165_168_L_0
  33 D   5.730     -7.0532E-04   100.8       28.65       100.8       50.40          ACTIVE   0.000      -6.300       0.000
1.000       1.000       28.65       0.000       0.000     DI2_165_168_L_0
  34 D   7.870     -2.9459E-04   104.0       39.35       104.0       52.00           UL-RL   4.2940E+04 -6.500       0.000
1.000       1.000       39.35       0.000       0.000     DI2_165_168_L_0
  35 D   11.26      1.1559E-04   107.2       56.32       107.2       57.34           UL-RL   4.2940E+04 -6.700       0.000
1.000       1.000       56.32       0.000       0.000     DI2_165_168_L_0
  36 D   13.86      5.2539E-04   110.4       69.30       110.4       69.30             V-C   2.6837E+04 -6.900       0.000
1.000       1.000       69.30       0.000       0.000     DI2_165_168_L_0
  37 D   16.38      9.3496E-04   113.6       81.89       113.6       81.89             V-C   2.6837E+04 -7.100       0.000
1.000       1.000       81.89       0.000       0.000     DI2_165_168_L_0
  38 D   18.90      1.3444E-03   116.8       94.48       116.8       94.48             V-C   2.6837E+04 -7.300       0.000
1.000       1.000       94.48       0.000       0.000     DI2_165_168_L_0
  39 D   10.71      1.7538E-03   120.0       107.1       120.0       107.1             V-C   2.6837E+04 -7.500       0.000
1.000       1.000       107.1       0.000       0.000     DI2_165_168_L_0
```

```
+-------------------------------------------------------------------------------------------------------------------------+
|                  PARATIEPLUS(TM)   NLS ENGINE RELEASE  2018.0    FULL VERSION  *Build date:Nov 13, 2017*              |
|                                                                                                                         |
|                                    NewProject.BaseDesignSection_28.SISMICASTR_1243                                      |
|                                   Exe Time : 4 September 2018 18:00:41                                                  |
+-------------------------------------------------------------------------------------------------------------------------+
New Project


S T R E S S   R E S U L T S   F O R   G R O U P   N O.   2

0_R                                                          :
ELEMENT TYPE    5 NO.OF ELEMENTS. IN THIS GROUP   39
C U R R E N T   T I M E   I S     2.0000

 HARDENING 2D SOIL ELEMENT

 ****** TOTAL STRESS FORMULATION *****

  EL *   FORCE     DISPL-Y  VERTICAL-P  HORIZON.-P     MAX-V-P     MAX-H-P           STATE   STIFFNESS Z-LEVEL      PORE
E FACTOR    UFACTOR       Peq           Su_a         Su_p     LAYER
 ------------------------------------------------------------------------------------------------------------------------
------------------------------------------------------------------------------------------
   1     0.000         --          --          --          --          --          REMOVED     --        0.000       0.000
1.000       1.000       0.000       0.000       0.000     not available
   2     0.000         --          --          --          --          --          REMOVED     --      -0.2000       0.000
1.000       1.000       0.000       0.000       0.000     not available
   3     0.000         --          --          --          --          --          REMOVED     --      -0.4000       0.000
1.000       1.000       0.000       0.000       0.000     not available
   4     0.000         --          --          --          --          --          REMOVED     --      -0.6000       0.000
1.000       1.000       0.000       0.000       0.000     not available
   5     0.000         --          --          --          --          --          REMOVED     --      -0.8000       0.000
1.000       1.000       0.000       0.000       0.000     not available
   6     0.000         --          --          --          --          --          REMOVED     --       -1.000       0.000
1.000       1.000       0.000       0.000       0.000     not available
   7     0.000         --          --          --          --          --          REMOVED     --       -1.200       0.000
1.000       1.000       0.000       0.000       0.000     not available
   8     0.000         --          --          --          --          --          REMOVED     --       -1.400       0.000
1.000       1.000       0.000       0.000       0.000     not available
   9     0.000         --          --          --          --          --          REMOVED     --       -1.600       0.000
1.000       1.000       0.000       0.000       0.000     not available
  10     0.000         --          --          --          --          --          REMOVED     --       -1.800       0.000
1.000       1.000       0.000       0.000       0.000     not available
  11     0.000         --          --          --          --          --          REMOVED     --       -2.000       0.000
1.000       1.000       0.000       0.000       0.000     not available
  12     0.000         --          --          --          --          --          REMOVED     --       -2.200       0.000
1.000       1.000       0.000       0.000       0.000     not available
  13     0.000         --          --          --          --          --          REMOVED     --       -2.400       0.000
1.000       1.000       0.000       0.000       0.000     not available
  14     0.000         --          --          --          --          --          REMOVED     --       -2.600       0.000
1.000       1.000       0.000       0.000       0.000     not available
  15     0.000         --          --          --          --          --          REMOVED     --       -2.800       0.000
1.000       1.000       0.000       0.000       0.000     not available
  16     0.000         --          --          --          --          --          REMOVED     --       -3.000       0.000
1.000       1.000       0.000       0.000       0.000     not available
  17     0.000         --          --          --          --          --          REMOVED     --       -3.200       0.000
1.000       1.000       0.000       0.000       0.000     not available
  18     0.000         --          --          --          --          --          REMOVED     --       -3.300       0.000
1.000       1.000       0.000       0.000       0.000     not available
  19 D   0.000       6.5635E-03    0.000       0.000       56.00       28.00       PASSIVE   0.000      -3.500       0.000
1.000       1.000       0.000       0.000       0.000     DI1_164_167_L_0
  20 D   2.744       6.1385E-03    3.200       13.72       59.20       29.60       PASSIVE   0.000      -3.700       0.000
1.000       1.000       13.72       0.000       0.000     DI1_164_167_L_0
  21 D   5.489       5.7141E-03    6.400       27.44       62.40       31.20       PASSIVE   0.000      -3.900       0.000
1.000       1.000       27.44       0.000       0.000     DI1_164_167_L_0
  22 D   8.233       5.2906E-03    9.600       41.16       65.60       41.16       PASSIVE   0.000      -4.100       0.000
1.000       1.000       41.16       0.000       0.000     DI1_164_167_L_0
  23 D   10.98       4.8680E-03    12.80       54.89       68.80       54.89       PASSIVE   0.000      -4.300       0.000
1.000       1.000       54.89       0.000       0.000     DI1_164_167_L_0
  24 D   11.42       4.4465E-03    16.00       57.11       72.00       57.11         V-C     7423.      -4.500       0.000
1.000       1.000       57.11       0.000       0.000     DI1_164_167_L_0
```

```
  25 D   11.17      4.0261E-03   19.20       55.86       75.20       55.86          V-C   7423.      -4.700       0.000
1.000       1.000       55.86       0.000       0.000     DI1_164_167_L_0
  26 D   10.91      3.6069E-03   22.40       54.57       78.40       54.57          V-C   7423.      -4.900       0.000
1.000       1.000       54.57       0.000       0.000     DI1_164_167_L_0
  27 D   16.01      3.1889E-03   25.60       80.04       81.60       80.04          V-C   1.5823E+04 -5.100       0.000
1.000       1.000       80.04       0.000       0.000     DI2_165_168_L_0
  28 D   15.04      2.7722E-03   28.80       75.21       84.80       75.21          V-C   1.5823E+04 -5.300       0.000
1.000       1.000       75.21       0.000       0.000     DI2_165_168_L_0
  29 D   14.07      2.3567E-03   32.00       70.37       88.00       70.37          V-C   1.5823E+04 -5.500       0.000
1.000       1.000       70.37       0.000       0.000     DI2_165_168_L_0
  30 D   13.11      1.9423E-03   35.20       65.54       91.20       65.54          V-C   1.5823E+04 -5.700       0.000
1.000       1.000       65.54       0.000       0.000     DI2_165_168_L_0
  31 D   12.14      1.5290E-03   38.40       60.71       94.40       60.71          V-C   1.5823E+04 -5.900       0.000
1.000       1.000       60.71       0.000       0.000     DI2_165_168_L_0
  32 D   11.18      1.1168E-03   41.60       55.88       97.60       55.88          V-C   1.5823E+04 -6.100       0.000
1.000       1.000       55.88       0.000       0.000     DI2_165_168_L_0
  33 D   10.21      7.0532E-04   44.80       51.06       100.8       51.06          V-C   1.5823E+04 -6.300       0.000
1.000       1.000       51.06       0.000       0.000     DI2_165_168_L_0
  34 D   8.557      2.9459E-04   48.00       42.79       104.0       52.00         UL-RL  2.5317E+04 -6.500       0.000
1.000       1.000       42.79       0.000       0.000     DI2_165_168_L_0
  35 D   6.823     -1.1559E-04   51.20       34.12       107.2       53.60         UL-RL  2.5317E+04 -6.700       0.000
1.000       1.000       34.12       0.000       0.000     DI2_165_168_L_0
  36 D   5.089     -5.2539E-04   54.40       25.45       110.4       55.20         UL-RL  2.5317E+04 -6.900       0.000
1.000       1.000       25.45       0.000       0.000     DI2_165_168_L_0
  37 D   3.355     -9.3496E-04   57.60       16.77       113.6       56.80         UL-RL  2.5317E+04 -7.100       0.000
1.000       1.000       16.77       0.000       0.000     DI2_165_168_L_0
  38 D   3.370     -1.3444E-03   60.80       16.85       116.8       58.40         ACTIVE   0.000      -7.300       0.000
1.000       1.000       16.85       0.000       0.000     DI2_165_168_L_0
  39 D   1.779     -1.7538E-03   64.00       17.79       120.0       60.00         ACTIVE   0.000      -7.500       0.000
1.000       1.000       17.79       0.000       0.000     DI2_165_168_L_0
```

```
+-------------------------------------------------------------------------------------------------------------------------------+
|                   PARATIEPLUS(TM)   NLS ENGINE RELEASE  2018.0    FULL VERSION  *Build date:Nov 13, 2017*                    |
|                                                                                                                               |
|                                    NewProject.BaseDesignSection_28.SISMICASTR_1243                                            |
|                                   Exe Time : 4 September 2018 18:00:41                                                        |
+-------------------------------------------------------------------------------------------------------------------------------+
New Project


S T R E S S   R E S U L T S   F O R   G R O U P   N O.   3

WallElement_33                                                :
ELEMENT TYPE    2 NO.OF ELEMENTS. IN THIS GROUP   38
C U R R E N T   T I M E   I S     2.0000

 WALL2D ELEMENT

   EL      TA          TB          MA          MB
-----------------------------------------------------
    1-2.14772E-04 2.14772E-04 3.18096E-10-4.29537E-05
    2 0.21270    -0.21270     4.29537E-05 4.24964E-02
    3 0.63874    -0.63874    -4.24964E-02 0.17024
    4  1.2779     -1.2779     -0.17024     0.42582
    5  2.1302     -2.1302     -0.42582     0.85186
    6  3.1956     -3.1956     -0.85186      1.4910
    7  4.4742     -4.4742      -1.4910      2.3858
    8  5.9658     -5.9658      -2.3858      3.5790
    9  7.6706     -7.6706      -3.5790      5.1131
   10  9.5885     -9.5885      -5.1131      7.0308
   11  11.720     -11.720      -7.0308      9.3747
   12  14.064     -14.064      -9.3747      12.187
   13  16.621     -16.621      -12.187      15.512
   14  19.392     -19.392      -15.512      19.390
   15  22.375     -22.375      -19.390      23.865
   16  25.572     -25.572      -23.865      28.979
   17  28.129     -28.129      -28.979      31.792
   18  30.766     -30.766      -31.792      37.946
   19  34.496     -34.496      -37.946      44.845
   20  35.694     -35.694      -44.845      51.984
   21  34.361     -34.361      -51.984      58.856
   22  30.497     -30.497      -58.856      64.955
   23  24.102     -24.102      -64.955      69.776
   24  17.474     -17.474      -69.776      73.270
   25  11.311     -11.311      -73.270      75.533
   26  5.6179     -5.6179      -75.533      76.656
   27 -5.7934      5.7934      -76.656      75.497
   28 -16.049      16.049      -75.497      72.288
   29 -25.149      25.149      -72.288      67.258
   30 -33.094      33.094      -67.258      60.639
   31 -39.883      39.883      -60.639      52.662
   32 -45.519      45.519      -52.662      43.559
   33 -50.001      50.001      -43.559      33.559
   34 -50.688      50.688      -33.559      23.421
   35 -46.248      46.248      -23.421      14.172
   36 -37.477      37.477      -14.172      6.6762
   37 -24.454      24.454      -6.6762      1.7855
   38 -8.9275      8.9275      -1.7855     3.18323E-12
```

```
+-------------------------------------------------------------------------------------------------------------------------------+
|                   PARATIEPLUS(TM)   NLS ENGINE RELEASE  2018.0    FULL VERSION  *Build date:Nov 13, 2017*                    |
|                                                                                                                               |
|                                    NewProject.BaseDesignSection_28.SISMICASTR_1243                                            |
|                                   Exe Time : 4 September 2018 18:00:41                                                        |
+-------------------------------------------------------------------------------------------------------------------------------+
New Project


S T R E S S    R E S U L T S    F O R    G R O U P    N O.    4

WallElement_New_20092                                          :
ELEMENT TYPE    2 NO.OF ELEMENTS. IN THIS GROUP   17
C U R R E N T    T I M E    I S      2.0000

 WALL2D ELEMENT

   EL      TA          TB          MA          MB
-----------------------------------------------------

***** NO ONE ELEMENT ACTIVE AT CURRENT STEP *****

ITER     0 RNORM = 0.000     RMNORM= 0.000
           RINORM=0.5305E+05 RIMNOR=0.1295E+06
           RENORM= 3.812     REMNOR=0.1513E-17 RATIO =0.8477E-02 TOLER =0.1000E-03  NOT CONVERGED
           RFMAX = 50.69     RMMAX = 76.66
           RTSMAL=0.1000E-03 RMSMAL=0.1000E-03
           RDT   =0.5305E+05 RDR   =0.1295E+06
           RATIOT=0.8477E-02 RATIOR= 0.000
           MAX UN=0.2148E-03 IEQ=     3 NODE      1 DOF   3  Y-DISPL.S
           MIN UN=-1.339     IEQ=    91 NODE     19 DOF   1  Y-DISPL.F
           NO. OF CONTACT CONSTRAINT VIOLATIONS     0


ITER     2 RNORM = 0.000     RMNORM= 0.000
           RINORM=0.5305E+05 RIMNOR=0.1295E+06
           RENORM=0.1715E-01 REMNOR=0.6464E-18 RATIO =0.5685E-03 TOLER =0.1000E-03  NOT CONVERGED
           RFMAX = 50.69     RMMAX = 76.66
           RTSMAL=0.1000E-03 RMSMAL=0.1000E-03
           RDT   =0.5305E+05 RDR   =0.1295E+06
           RATIOT=0.5685E-03 RATIOR= 0.000
           MAX UN=0.5791E-08 IEQ=    51 NODE     11 DOF   1  Y-DISPL.F
           MIN UN=-.1158     IEQ=   186 NODE     38 DOF   1  Y-DISPL.F
           NO. OF CONTACT CONSTRAINT VIOLATIONS     0


ITER     3 RNORM = 0.000     RMNORM= 0.000
           RINORM=0.5305E+05 RIMNOR=0.1295E+06
           RENORM=0.3305E-10 REMNOR=0.2860E-17 RATIO =0.2496E-07 TOLER =0.1000E-03      CONVERGED !
           RFMAX = 50.69     RMMAX = 76.66
           RTSMAL=0.1000E-03 RMSMAL=0.1000E-03
           RDT   =0.5305E+05 RDR   =0.1295E+06
           RATIOT=0.2496E-07 RATIOR= 0.000
           MAX UN=0.2289E-07 IEQ=    86 NODE     18 DOF   1  Y-DISPL.F
           MIN UN=-.2234E-05 IEQ=   193 NODE     39 DOF   3  Y-DISPL.S
           NO. OF CONTACT CONSTRAINT VIOLATIONS     0
```

```
+-------------------------------------------------------------------------------------------------------------------------+
|                   PARATIEPLUS(TM)   NLS ENGINE RELEASE  2018.0    FULL VERSION  *Build date:Nov 13, 2017*               |
|                                                                                                                         |
|                                  NewProject.BaseDesignSection_28.SISMICASTR_1243                                        |
|                                 Exe Time : 4 September 2018 18:00:41                                                    |
+-------------------------------------------------------------------------------------------------------------------------+
New Project
SOLUTION REACHED USING     3 ITERATIONS ON   40

P R I N T   O U T   F O R   T I M E   S T E P    3     ( AT TIME   3.000     )

PRINT OUT OF ACTIVE COMPONENTS (FIXED NODES ARE NOT PRINTED OUT)
```

	Y-DISPL.F (02)	X-ROT. F (04)	Y-DISPL.S (08)	X-ROT. S (10)	Y-FORCE (14)	GAP	C-FORCE
1	1.4029042E-02	-2.1434765E-03	1.4029042E-02	-2.9133088E-06	-4.6704531E-16	0.000000	-1.7265735E-06
2	1.3600347E-02	-2.1434765E-03	1.3600347E-02	-2.9133070E-06	-7.2764062E-14	-3.4694470E-18	-5.3798849E-04
3	1.3171652E-02	-2.1434742E-03	1.3171652E-02	-2.9127631E-06	-7.5150868E-14	1.7347235E-18	-5.5563558E-04
4	1.2742958E-02	-2.1434634E-03	1.2742958E-02	-2.9105820E-06	-7.7537334E-14	0.000000	-5.7328016E-04
5	1.2314267E-02	-2.1434343E-03	1.2314267E-02	-2.9056332E-06	-7.9918346E-14	-1.7347235E-18	-5.9088442E-04
6	1.1885586E-02	-2.1433735E-03	1.1885586E-02	-2.8967510E-06	-8.2303460E-14	-3.4694470E-18	-6.0851900E-04
7	1.1456921E-02	-2.1432645E-03	1.1456921E-02	-2.8827344E-06	-8.4643015E-14	0.000000	-6.2581674E-04
8	1.1028285E-02	-2.1430868E-03	1.1028285E-02	-2.8623474E-06	-8.7103784E-14	1.7347235E-18	-6.4401068E-04
9	1.0599693E-02	-2.1428167E-03	1.0599693E-02	-2.8343185E-06	-8.9039895E-14	3.4694470E-18	-6.5832552E-04
10	1.0171166E-02	-2.1424270E-03	1.0171166E-02	-2.7973437E-06	-9.2833537E-14	3.4694470E-18	-6.8637419E-04
11	9.7427319E-03	-2.1418870E-03	9.7427319E-03	-2.7500763E-06	-8.9560929E-14	0.000000	-6.6217783E-04
12	9.3144236E-03	-2.1411624E-03	9.3144236E-03	-2.6911662E-06	-1.1248751E-13	-3.4694470E-18	-8.3168786E-04
13	8.8862817E-03	-2.1402156E-03	8.8862817E-03	-2.6191174E-06	-3.7421265E-14	3.4694470E-18	-2.7667792E-04
14	8.4583549E-03	-2.1390051E-03	8.4583549E-03	-2.5328200E-06	-3.2780376E-13	0.000000	-2.4236505E-03
15	8.0307002E-03	-2.1374865E-03	8.0307002E-03	-2.4295702E-06	7.4600723E-13	-3.4694470E-18	5.5156803E-03
16	7.6033841E-03	-2.1356114E-03	7.6033841E-03	-2.3124640E-06	-3.2710480E-12	-2.6020852E-18	-2.4184644E-02
17	7.1764807E-03	-2.1333283E-03	7.1764807E-03	-2.1628068E-06	6.1959140E-12	0.000000	0.2061503
18	6.9632146E-03	-2.1320181E-03	6.9632146E-03	-2.1182972E-06	-5.3439653E-12	8.6736174E-19	-0.1778046
19	6.5371024E-03	-2.1290166E-03	6.5371024E-03	0.000000	3.0525443E-18	0.000000	2.2569297E-08
20	6.1116441E-03	-2.1254727E-03	6.1116441E-03	0.000000	1.5199960E-17	0.000000	1.1238245E-07
21	5.6869513E-03	-2.1213591E-03	5.6869513E-03	0.000000	2.7585232E-17	-8.6736174E-19	2.0395421E-07
22	5.2631380E-03	-2.1166824E-03	5.2631380E-03	0.000000	4.0227246E-17	-8.6736174E-19	2.9742423E-07
23	4.8403128E-03	-2.1114884E-03	4.8403128E-03	0.000000	5.3144336E-17	8.6736174E-19	3.9292805E-07
24	4.4185714E-03	-2.1058625E-03	4.4185714E-03	0.000000	6.6353527E-17	1.7347235E-18	4.9059522E-07
25	3.9979915E-03	-2.0999129E-03	3.9979915E-03	0.000000	7.9872088E-17	0.000000	5.9054683E-07
26	3.5786229E-03	-2.0937456E-03	3.5786229E-03	0.000000	9.3715560E-17	4.3368087E-19	6.9289552E-07
27	3.1605012E-03	-2.0874592E-03	3.1605012E-03	0.000000	1.0789573E-16	4.3368087E-19	7.9774045E-07
28	2.7436379E-03	-2.0811929E-03	2.7436379E-03	0.000000	1.2242489E-16	-8.6736174E-19	9.0516364E-07
29	2.3280111E-03	-2.0751210E-03	2.3280111E-03	0.000000	1.3730819E-16	0.000000	1.0152128E-06
30	1.9135682E-03	-2.0693991E-03	1.9135682E-03	0.000000	1.5254820E-16	2.1684043E-19	1.1278925E-06
31	1.5002211E-03	-2.0641640E-03	1.5002211E-03	0.000000	1.6813966E-16	0.000000	1.2431614E-06
32	1.0878623E-03	-2.0595336E-03	1.0878623E-03	0.000000	1.8406720E-16	-2.1684043E-19	1.3609237E-06
33	6.7636074E-04	-2.0556072E-03	6.7636074E-04	0.000000	2.0031116E-16	0.000000	1.4810255E-06
34	2.6556716E-04	-2.0524653E-03	2.6556716E-04	0.000000	2.1684049E-16	0.000000	1.6032491E-06
35	-1.4467825E-04	-2.0501474E-03	-1.4467825E-04	0.000000	2.3361938E-16	-5.4210109E-20	1.7273068E-06
36	-5.5454248E-04	-2.0486203E-03	-5.5454248E-04	0.000000	2.5060098E-16	1.0842022E-19	1.8528495E-06
37	-9.6417181E-04	-2.0477746E-03	-9.6417181E-04	0.000000	2.6773019E-16	0.000000	1.9794964E-06
38	-1.3736858E-03	-2.0474317E-03	-1.3736858E-03	0.000000	2.8495600E-16	0.000000	2.1068102E-06
39	-1.7831687E-03	-2.0473593E-03	-1.7831687E-03	0.000000	6.0442709E-16	2.1684043E-19	2.2343528E-06

```
+-------------------------------------------------------------------------------------------------------------------------------+
|                   PARATIEPLUS(TM)   NLS ENGINE RELEASE  2018.0    FULL VERSION  *Build date:Nov 13, 2017*                    |
|                                                                                                                               |
|                                    NewProject.BaseDesignSection_28.SISMICASTR_1243                                            |
|                                   Exe Time : 4 September 2018 18:00:41                                                        |
+-------------------------------------------------------------------------------------------------------------------------------+
New Project


S T R E S S   R E S U L T S   F O R   G R O U P   N O.   1

0_L                                                              :
ELEMENT TYPE    5 NO.OF ELEMENTS. IN THIS GROUP   39
C U R R E N T   T I M E   I S      3.0000

 HARDENING 2D SOIL ELEMENT

 ****** TOTAL STRESS FORMULATION *****

  EL *   FORCE     DISPL-Y  VERTICAL-P  HORIZON.-P     MAX-V-P     MAX-H-P           STATE   STIFFNESS Z-LEVEL      PORE
E FACTOR    UFACTOR       Peq           Su_a         Su_p     LAYER
 ------------------------------------------------------------------------------------------------------------------------------
-------------------------------------------------------------------------------------------
   1 D   0.000     -1.4029E-02   0.000       0.000       0.000       0.000          ACTIVE   0.000       0.000       0.000
1.000       1.000       0.000       0.000       0.000     DI1_164_167_L_0
   2 D  0.2798     -1.3600E-02   3.200       1.399       3.200       1.600          UL-RL  1.8895E+04 -0.2000       0.000
1.000       1.000       1.399       0.000       0.000     DI1_164_167_L_0
   3 D  0.4952     -1.3172E-02   6.400       2.476       6.400       3.200          UL-RL  1.8895E+04 -0.4000       0.000
1.000       1.000       2.476       0.000       0.000     DI1_164_167_L_0
   4 D  0.7105     -1.2743E-02   9.600       3.552       9.600       4.800          UL-RL  1.8895E+04 -0.6000       0.000
1.000       1.000       3.552       0.000       0.000     DI1_164_167_L_0
   5 D  0.9258     -1.2314E-02   12.80       4.629       12.80       6.400          UL-RL  1.8895E+04 -0.8000       0.000
1.000       1.000       4.629       0.000       0.000     DI1_164_167_L_0
   6 D   1.141     -1.1886E-02   16.00       5.706       16.00       8.000          UL-RL  1.8895E+04  -1.000       0.000
1.000       1.000       5.706       0.000       0.000     DI1_164_167_L_0
   7 D   1.356     -1.1457E-02   19.20       6.782       19.20       9.600          UL-RL  1.8895E+04  -1.200       0.000
1.000       1.000       6.782       0.000       0.000     DI1_164_167_L_0
   8 D   1.572     -1.1028E-02   22.40       7.859       22.40       11.20          UL-RL  1.8895E+04  -1.400       0.000
1.000       1.000       7.859       0.000       0.000     DI1_164_167_L_0
   9 D   1.787     -1.0600E-02   25.60       8.935       25.60       12.80          UL-RL  1.8895E+04  -1.600       0.000
1.000       1.000       8.935       0.000       0.000     DI1_164_167_L_0
  10 D   2.002     -1.0171E-02   28.80       10.01       28.80       14.40          UL-RL  1.8895E+04  -1.800       0.000
1.000       1.000       10.01       0.000       0.000     DI1_164_167_L_0
  11 D   2.217     -9.7427E-03   32.00       11.09       32.00       16.00          UL-RL  1.8895E+04  -2.000       0.000
1.000       1.000       11.09       0.000       0.000     DI1_164_167_L_0
  12 D   2.433     -9.3144E-03   35.20       12.16       35.20       17.60          UL-RL  1.8895E+04  -2.200       0.000
1.000       1.000       12.16       0.000       0.000     DI1_164_167_L_0
  13 D   2.648     -8.8863E-03   38.40       13.24       38.40       19.20          UL-RL  1.8895E+04  -2.400       0.000
1.000       1.000       13.24       0.000       0.000     DI1_164_167_L_0
  14 D   2.863     -8.4584E-03   41.60       14.31       41.60       20.80          UL-RL  1.8895E+04  -2.600       0.000
1.000       1.000       14.31       0.000       0.000     DI1_164_167_L_0
  15 D   3.078     -8.0307E-03   44.80       15.39       44.80       22.40          UL-RL  1.8895E+04  -2.800       0.000
1.000       1.000       15.39       0.000       0.000     DI1_164_167_L_0
  16 D   3.293     -7.6034E-03   48.00       16.46       48.00       24.00          UL-RL  1.8895E+04  -3.000       0.000
1.000       1.000       16.46       0.000       0.000     DI1_164_167_L_0
  17 D   2.631     -7.1765E-03   51.20       17.54       51.20       25.60          UL-RL  1.8895E+04  -3.200       0.000
1.000       1.000       17.54       0.000       0.000     DI1_164_167_L_0
  18 D   2.711     -6.9632E-03   52.80       18.07       52.80       26.40          UL-RL  1.8895E+04  -3.300       0.000
1.000       1.000       18.07       0.000       0.000     DI1_164_167_L_0
  19 D   3.830     -6.5371E-03   56.00       19.15       56.00       28.00          UL-RL  1.8895E+04  -3.500       0.000
1.000       1.000       19.15       0.000       0.000     DI1_164_167_L_0
  20 D   4.044     -6.1116E-03   59.20       20.22       59.20       29.60          UL-RL  1.8895E+04  -3.700       0.000
1.000       1.000       20.22       0.000       0.000     DI1_164_167_L_0
  21 D   4.258     -5.6870E-03   62.40       21.29       62.40       31.20          UL-RL  1.8895E+04  -3.900       0.000
1.000       1.000       21.29       0.000       0.000     DI1_164_167_L_0
  22 D   4.473     -5.2631E-03   65.60       22.36       65.60       32.80          UL-RL  1.8895E+04  -4.100       0.000
1.000       1.000       22.36       0.000       0.000     DI1_164_167_L_0
  23 D   4.687     -4.8403E-03   68.80       23.43       68.80       34.40          UL-RL  1.8895E+04  -4.300       0.000
1.000       1.000       23.43       0.000       0.000     DI1_164_167_L_0
  24 D   4.901     -4.4186E-03   72.00       24.50       72.00       36.00          UL-RL  1.8895E+04  -4.500       0.000
1.000       1.000       24.50       0.000       0.000     DI1_164_167_L_0
```

```
  25 D   5.115     -3.9980E-03   75.20       25.57       75.20       37.60          UL-RL  1.8895E+04  -4.700       0.000
1.000       1.000       25.57       0.000       0.000     DI1_164_167_L_0
  26 D   5.328     -3.5786E-03   78.40       26.64       78.40       39.20          UL-RL  1.8895E+04  -4.900       0.000
1.000       1.000       26.64       0.000       0.000     DI1_164_167_L_0
  27 D   4.856     -3.1605E-03   81.60       24.28       81.60       40.80          UL-RL  4.5542E+04  -5.100       0.000
1.000       1.000       24.28       0.000       0.000     DI2_165_168_L_0
  28 D   5.046     -2.7436E-03   84.80       25.23       84.80       42.40          UL-RL  4.5542E+04  -5.300       0.000
1.000       1.000       25.23       0.000       0.000     DI2_165_168_L_0
  29 D   5.236     -2.3280E-03   88.00       26.18       88.00       44.00          UL-RL  4.5542E+04  -5.500       0.000
1.000       1.000       26.18       0.000       0.000     DI2_165_168_L_0
  30 D   5.425     -1.9136E-03   91.20       27.13       91.20       45.60          UL-RL  4.5542E+04  -5.700       0.000
1.000       1.000       27.13       0.000       0.000     DI2_165_168_L_0
  31 D   5.615     -1.5002E-03   94.40       28.07       94.40       47.20          UL-RL  4.5542E+04  -5.900       0.000
1.000       1.000       28.07       0.000       0.000     DI2_165_168_L_0
  32 D   5.804     -1.0879E-03   97.60       29.02       97.60       48.80          UL-RL  4.5542E+04  -6.100       0.000
1.000       1.000       29.02       0.000       0.000     DI2_165_168_L_0
  33 D   5.994     -6.7636E-04   100.8       29.97       100.8       50.40          UL-RL  4.5542E+04  -6.300       0.000
1.000       1.000       29.97       0.000       0.000     DI2_165_168_L_0
  34 D   8.134     -2.6557E-04   104.0       40.67       104.0       52.00          UL-RL  4.5542E+04  -6.500       0.000
1.000       1.000       40.67       0.000       0.000     DI2_165_168_L_0
  35 D   11.51      1.4468E-04   107.2       57.53       107.2       57.53            V-C  2.8464E+04  -6.700       0.000
1.000       1.000       57.53       0.000       0.000     DI2_165_168_L_0
  36 D   14.03      5.5454E-04   110.4       70.13       110.4       70.13            V-C  2.8464E+04  -6.900       0.000
1.000       1.000       70.13       0.000       0.000     DI2_165_168_L_0
  37 D   16.54      9.6417E-04   113.6       82.72       113.6       82.72            V-C  2.8464E+04  -7.100       0.000
1.000       1.000       82.72       0.000       0.000     DI2_165_168_L_0
  38 D   19.06      1.3737E-03   116.8       95.31       116.8       95.31            V-C  2.8464E+04  -7.300       0.000
1.000       1.000       95.31       0.000       0.000     DI2_165_168_L_0
  39 D   10.79      1.7832E-03   120.0       107.9       120.0       107.9            V-C  2.8464E+04  -7.500       0.000
1.000       1.000       107.9       0.000       0.000     DI2_165_168_L_0
```

```
+-------------------------------------------------------------------------------------------------------------------------------+
|                  PARATIEPLUS(TM)   NLS ENGINE RELEASE  2018.0    FULL VERSION  *Build date:Nov 13, 2017*                    |
|                                                                                                                               |
|                                    NewProject.BaseDesignSection_28.SISMICASTR_1243                                            |
|                                   Exe Time : 4 September 2018 18:00:41                                                        |
+-------------------------------------------------------------------------------------------------------------------------------+
New Project


S T R E S S   R E S U L T S   F O R   G R O U P   N O.   2

0_R                                                              :
ELEMENT TYPE    5 NO.OF ELEMENTS. IN THIS GROUP   39
C U R R E N T   T I M E   I S      3.0000

 HARDENING 2D SOIL ELEMENT

 ****** TOTAL STRESS FORMULATION *****

  EL *   FORCE     DISPL-Y  VERTICAL-P  HORIZON.-P     MAX-V-P     MAX-H-P           STATE   STIFFNESS Z-LEVEL      PORE
E FACTOR    UFACTOR       Peq          Su_a         Su_p     LAYER
 ------------------------------------------------------------------------------------------------------------------------------
-------------------------------------------------------------------------------------------
   1     0.000         --          --          --          --          --          REMOVED     --        0.000       0.000
1.000       1.000       0.000       0.000       0.000     not available
   2     0.000         --          --          --          --          --          REMOVED     --      -0.2000       0.000
1.000       1.000       0.000       0.000       0.000     not available
   3     0.000         --          --          --          --          --          REMOVED     --      -0.4000       0.000
1.000       1.000       0.000       0.000       0.000     not available
   4     0.000         --          --          --          --          --          REMOVED     --      -0.6000       0.000
1.000       1.000       0.000       0.000       0.000     not available
   5     0.000         --          --          --          --          --          REMOVED     --      -0.8000       0.000
1.000       1.000       0.000       0.000       0.000     not available
   6     0.000         --          --          --          --          --          REMOVED     --       -1.000       0.000
1.000       1.000       0.000       0.000       0.000     not available
   7     0.000         --          --          --          --          --          REMOVED     --       -1.200       0.000
1.000       1.000       0.000       0.000       0.000     not available
   8     0.000         --          --          --          --          --          REMOVED     --       -1.400       0.000
1.000       1.000       0.000       0.000       0.000     not available
   9     0.000         --          --          --          --          --          REMOVED     --       -1.600       0.000
1.000       1.000       0.000       0.000       0.000     not available
  10     0.000         --          --          --          --          --          REMOVED     --       -1.800       0.000
1.000       1.000       0.000       0.000       0.000     not available
  11     0.000         --          --          --          --          --          REMOVED     --       -2.000       0.000
1.000       1.000       0.000       0.000       0.000     not available
  12     0.000         --          --          --          --          --          REMOVED     --       -2.200       0.000
1.000       1.000       0.000       0.000       0.000     not available
  13     0.000         --          --          --          --          --          REMOVED     --       -2.400       0.000
1.000       1.000       0.000       0.000       0.000     not available
  14     0.000         --          --          --          --          --          REMOVED     --       -2.600       0.000
1.000       1.000       0.000       0.000       0.000     not available
  15     0.000         --          --          --          --          --          REMOVED     --       -2.800       0.000
1.000       1.000       0.000       0.000       0.000     not available
  16     0.000         --          --          --          --          --          REMOVED     --       -3.000       0.000
1.000       1.000       0.000       0.000       0.000     not available
  17     0.000         --          --          --          --          --          REMOVED     --       -3.200       0.000
1.000       1.000       0.000       0.000       0.000     not available
  18 D   0.000      6.9632E-03   0.000       0.000       0.000       0.000       PASSIVE   0.000       -3.300       0.000
1.000       1.000       0.000       0.000       0.000     DI1_164_167_L_0
  19 D   1.272      6.5371E-03   3.200       6.360       56.00       28.00         UL-RL  1.2597E+04  -3.500       0.000
1.000       1.000       6.360       0.000       0.000     DI1_164_167_L_0
  20 D   3.247      6.1116E-03   6.400       16.23       59.20       29.60         UL-RL  1.2597E+04  -3.700       0.000
1.000       1.000       16.23       0.000       0.000     DI1_164_167_L_0
  21 D   5.869      5.6870E-03   9.600       29.35       62.40       31.20         UL-RL  1.2597E+04  -3.900       0.000
1.000       1.000       29.35       0.000       0.000     DI1_164_167_L_0
  22 D   8.484      5.2631E-03   12.80       42.42       65.60       42.76         UL-RL  1.2597E+04  -4.100       0.000
1.000       1.000       42.42       0.000       0.000     DI1_164_167_L_0
  23 D   11.23      4.8403E-03   16.00       56.14       68.80       56.49         UL-RL  1.2597E+04  -4.300       0.000
1.000       1.000       56.14       0.000       0.000     DI1_164_167_L_0
  24 D   11.67      4.4186E-03   19.20       58.36       72.00       58.71         UL-RL  1.2597E+04  -4.500       0.000
1.000       1.000       58.36       0.000       0.000     DI1_164_167_L_0
```

```
  25 D   11.42      3.9980E-03   22.40       57.11       75.20       57.46          UL-RL  1.2597E+04  -4.700       0.000
1.000       1.000       57.11       0.000       0.000     DI1_164_167_L_0
  26 D   11.16      3.5786E-03   25.60       55.81       78.40       56.17          UL-RL  1.2597E+04  -4.900       0.000
1.000       1.000       55.81       0.000       0.000     DI1_164_167_L_0
  27 D   16.18      3.1605E-03   28.80       80.88       81.60       81.64          UL-RL  2.6852E+04  -5.100       0.000
1.000       1.000       80.88       0.000       0.000     DI2_165_168_L_0
  28 D   15.21      2.7436E-03   32.00       76.04       84.80       76.81          UL-RL  2.6852E+04  -5.300       0.000
1.000       1.000       76.04       0.000       0.000     DI2_165_168_L_0
  29 D   14.24      2.3280E-03   35.20       71.20       88.00       71.97          UL-RL  2.6852E+04  -5.500       0.000
1.000       1.000       71.20       0.000       0.000     DI2_165_168_L_0
  30 D   13.27      1.9136E-03   38.40       66.37       91.20       67.14          UL-RL  2.6852E+04  -5.700       0.000
1.000       1.000       66.37       0.000       0.000     DI2_165_168_L_0
  31 D   12.31      1.5002E-03   41.60       61.54       94.40       62.31          UL-RL  2.6852E+04  -5.900       0.000
1.000       1.000       61.54       0.000       0.000     DI2_165_168_L_0
  32 D   11.34      1.0879E-03   44.80       56.71       97.60       57.48          UL-RL  2.6852E+04  -6.100       0.000
1.000       1.000       56.71       0.000       0.000     DI2_165_168_L_0
  33 D   10.38      6.7636E-04   48.00       51.88       100.8       52.66          UL-RL  2.6852E+04  -6.300       0.000
1.000       1.000       51.88       0.000       0.000     DI2_165_168_L_0
  34 D   8.633      2.6557E-04   51.20       43.16       104.0       52.00          UL-RL  2.6852E+04  -6.500       0.000
1.000       1.000       43.16       0.000       0.000     DI2_165_168_L_0
  35 D   6.895     -1.4468E-04   54.40       34.48       107.2       53.60          UL-RL  2.6852E+04  -6.700       0.000
1.000       1.000       34.48       0.000       0.000     DI2_165_168_L_0
  36 D   5.158     -5.5454E-04   57.60       25.79       110.4       55.20          UL-RL  2.6852E+04  -6.900       0.000
1.000       1.000       25.79       0.000       0.000     DI2_165_168_L_0
  37 D   3.420     -9.6417E-04   60.80       17.10       113.6       56.80          UL-RL  2.6852E+04  -7.100       0.000
1.000       1.000       17.10       0.000       0.000     DI2_165_168_L_0
  38 D   3.559     -1.3737E-03   64.00       17.79       116.8       58.40          ACTIVE   0.000      -7.300       0.000
1.000       1.000       17.79       0.000       0.000     DI2_165_168_L_0
  39 D   1.874     -1.7832E-03   67.20       18.74       120.0       60.00          ACTIVE   0.000      -7.500       0.000
1.000       1.000       18.74       0.000       0.000     DI2_165_168_L_0
```

```
+-----------------------------------------------------------------------------------------------------------------------+
|                  PARATIEPLUS(TM)   NLS ENGINE RELEASE  2018.0    FULL VERSION  *Build date:Nov 13, 2017*              |
|                                                                                                                       |
|                                   NewProject.BaseDesignSection_28.SISMICASTR_1243                                     |
|                                  Exe Time : 4 September 2018 18:00:41                                                 |
+-----------------------------------------------------------------------------------------------------------------------+
New Project


S T R E S S   R E S U L T S   F O R   G R O U P   N O.   3

WallElement_33                                                  :
ELEMENT TYPE    2 NO.OF ELEMENTS. IN THIS GROUP   38
C U R R E N T   T I M E   I S     3.0000

 WALL2D ELEMENT

   EL      TA          TB          MA          MB
-----------------------------------------------------
    1-1.72380E-06 1.72380E-06 2.75278E-10-3.43924E-07
    2 0.27929    -0.27929     3.44068E-07 5.58582E-02
    3 0.77389    -0.77389    -5.58582E-02 0.21064
    4  1.4838     -1.4838    -0.21064     0.50740
    5  2.4090     -2.4090    -0.50740     0.98919
    6  3.5495     -3.5495    -0.98919      1.6991
    7  4.9053     -4.9053     -1.6991      2.6801
    8  6.4763     -6.4763     -2.6801      3.9754
    9  8.2627     -8.2627     -3.9754      5.6279
   10  10.264     -10.264     -5.6279      7.6808
   11  12.481     -12.481     -7.6808      10.177
   12  14.913     -14.913     -10.177      13.160
   13  17.560     -17.560     -13.160      16.672
   14  20.421     -20.421     -16.672      20.756
   15  23.504     -23.504     -20.756      25.456
   16  26.772     -26.772     -25.456      30.811
   17  29.609     -29.609     -30.811      33.772
   18  32.143     -32.143     -33.772      40.200
   19  34.700     -34.700     -40.200      47.140
   20  35.497     -35.497     -47.140      54.240
   21  33.886     -33.886     -54.240      61.017
   22  29.875     -29.875     -61.017      66.992
   23  23.334     -23.334     -66.992      71.659
   24  16.563     -16.563     -71.659      74.972
   25  10.256     -10.256     -74.972      77.023
   26  4.4216     -4.4216     -77.023      77.907
   27 -6.8982      6.8982     -77.907      76.528
   28 -17.061      17.061     -76.528      73.115
   29 -26.066      26.066     -73.115      67.902
   30 -33.914      33.914     -67.902      61.119
   31 -40.606      40.606     -61.119      52.998
   32 -46.143      46.143     -52.998      43.769
   33 -50.526      50.526     -43.769      33.664
   34 -51.025      51.025     -33.664      23.459
   35 -46.414      46.414     -23.459      14.177
   36 -37.545      37.545     -14.177      6.6674
   37 -24.420      24.420     -6.6674      1.7833
   38 -8.9165      8.9165     -1.7833     1.41895E-11
```

```
+-------------------------------------------------------------------------------------------------------------------------+
|                   PARATIEPLUS(TM)   NLS ENGINE RELEASE  2018.0    FULL VERSION  *Build date:Nov 13, 2017*              |
|                                                                                                                         |
|                                    NewProject.BaseDesignSection_28.SISMICASTR_1243                                      |
|                                   Exe Time : 4 September 2018 18:00:41                                                  |
+-------------------------------------------------------------------------------------------------------------------------+
New Project


S T R E S S   R E S U L T S   F O R   G R O U P   N O.   4

WallElement_New_20092                                          :
ELEMENT TYPE    2 NO.OF ELEMENTS. IN THIS GROUP   17
C U R R E N T   T I M E   I S      3.0000

 WALL2D ELEMENT

   EL      TA          TB          MA          MB
-----------------------------------------------------
    1 1.72660E-06-1.72660E-06 2.20636E-12 3.45317E-07
    2 5.39715E-04-5.39715E-04-3.45316E-07 1.08288E-04
    3 1.09535E-03-1.09535E-03-1.08288E-04 3.27358E-04
    4 1.66863E-03-1.66863E-03-3.27358E-04 6.61085E-04
    5 2.25952E-03-2.25952E-03-6.61085E-04 1.11299E-03
    6 2.86803E-03-2.86803E-03-1.11299E-03 1.68659E-03
    7 3.49385E-03-3.49385E-03-1.68659E-03 2.38536E-03
    8 4.13786E-03-4.13786E-03-2.38536E-03 3.21294E-03
    9 4.79619E-03-4.79619E-03-3.21294E-03 4.17217E-03
   10 5.48256E-03-5.48256E-03-4.17217E-03 5.26869E-03
   11 6.14474E-03-6.14474E-03-5.26869E-03 6.49763E-03
   12 6.97643E-03-6.97643E-03-6.49763E-03 7.89292E-03
   13 7.25310E-03-7.25310E-03-7.89292E-03 9.34354E-03
   14 9.67676E-03-9.67676E-03-9.34354E-03 1.12789E-02
   15 4.16108E-03-4.16108E-03-1.12789E-02 1.21111E-02
   16 2.83457E-02-2.83457E-02-1.21111E-02 1.77803E-02
   17-0.17780     0.17780    -1.77803E-02 8.95223E-12

ITER     0 RNORM = 14.73     RMNORM= 0.000
           RINORM=0.5518E+05 RIMNOR=0.1356E+06
           RENORM= 404.5     REMNOR=0.2860E-17 RATIO =0.8562E-01 TOLER =0.1000E-03  NOT CONVERGED
           RFMAX = 51.02     RMMAX = 77.91
           RTSMAL=0.1000E-03 RMSMAL=0.1000E-03
           RDT   =0.5518E+05 RDR   =0.1356E+06
           RATIOT=0.8562E-01 RATIOR= 0.000
           MAX UN= 4.631     IEQ=    76 NODE     16 DOF   1  Y-DISPL.F
           MIN UN=-1.119     IEQ=   186 NODE     38 DOF   1  Y-DISPL.F
           NO. OF CONTACT CONSTRAINT VIOLATIONS     0


ITER     2 RNORM = 14.73     RMNORM= 0.000
           RINORM=0.5518E+05 RIMNOR=0.1356E+06
           RENORM= 63.36     REMNOR=0.4235E-17 RATIO =0.3389E-01 TOLER =0.1000E-03  NOT CONVERGED
           RFMAX = 51.02     RMMAX = 77.91
           RTSMAL=0.1000E-03 RMSMAL=0.1000E-03
           RDT   =0.5518E+05 RDR   =0.1356E+06
           RATIOT=0.3389E-01 RATIOR= 0.000
           MAX UN= 3.404     IEQ=     6 NODE      2 DOF   1  Y-DISPL.F
           MIN UN=-.1226E-01 IEQ=   186 NODE     38 DOF   1  Y-DISPL.F
           NO. OF CONTACT CONSTRAINT VIOLATIONS     0


ITER     3 RNORM = 14.73     RMNORM= 0.000
           RINORM=0.5518E+05 RIMNOR=0.1356E+06
           RENORM= 545.5     REMNOR=0.5174E-16 RATIO =0.9943E-01 TOLER =0.1000E-03  NOT CONVERGED
           RFMAX = 51.02     RMMAX = 77.91
           RTSMAL=0.1000E-03 RMSMAL=0.1000E-03
           RDT   =0.5518E+05 RDR   =0.1356E+06
           RATIOT=0.9943E-01 RATIOR= 0.000
           MAX UN= 10.85     IEQ=   116 NODE     24 DOF   1  Y-DISPL.F
           MIN UN=-13.72     IEQ=   181 NODE     37 DOF   1  Y-DISPL.F
           NO. OF CONTACT CONSTRAINT VIOLATIONS     0
```

```
ITER     4 RNORM = 14.73     RMNORM= 0.000
           RINORM=0.5518E+05 RIMNOR=0.1356E+06
           RENORM= 297.1     REMNOR=0.1545E-15 RATIO =0.7338E-01 TOLER =0.1000E-03  NOT CONVERGED
           RFMAX = 51.02     RMMAX = 77.91
           RTSMAL=0.1000E-03 RMSMAL=0.1000E-03
           RDT   =0.5518E+05 RDR   =0.1356E+06
           RATIOT=0.7338E-01 RATIOR= 0.000
           MAX UN= 15.79     IEQ=   141 NODE     29 DOF   1  Y-DISPL.F
           MIN UN=-.3617E-02 IEQ=   193 NODE     39 DOF   3  Y-DISPL.S
           NO. OF CONTACT CONSTRAINT VIOLATIONS     0

ITER     5 RNORM = 14.73     RMNORM= 0.000
           RINORM=0.5518E+05 RIMNOR=0.1356E+06
           RENORM= 72.41     REMNOR=0.1221E-15 RATIO =0.3623E-01 TOLER =0.1000E-03  NOT CONVERGED
           RFMAX = 51.02     RMMAX = 77.91
           RTSMAL=0.1000E-03 RMSMAL=0.1000E-03
           RDT   =0.5518E+05 RDR   =0.1356E+06
           RATIOT=0.3623E-01 RATIOR= 0.000
           MAX UN= 8.488     IEQ=   151 NODE     31 DOF   1  Y-DISPL.F
           MIN UN=-.5815     IEQ=   176 NODE     36 DOF   1  Y-DISPL.F
           NO. OF CONTACT CONSTRAINT VIOLATIONS     0

ITER     6 RNORM = 14.73     RMNORM= 0.000
           RINORM=0.5518E+05 RIMNOR=0.1356E+06
           RENORM= 2.393     REMNOR=0.4590E-16 RATIO =0.6585E-02 TOLER =0.1000E-03  NOT CONVERGED
           RFMAX = 51.02     RMMAX = 77.91
           RTSMAL=0.1000E-03 RMSMAL=0.1000E-03
           RDT   =0.5518E+05 RDR   =0.1356E+06
           RATIOT=0.6585E-02 RATIOR= 0.000
           MAX UN= 1.540     IEQ=   156 NODE     32 DOF   1  Y-DISPL.F
           MIN UN=-.6817E-03 IEQ=   193 NODE     39 DOF   3  Y-DISPL.S
           NO. OF CONTACT CONSTRAINT VIOLATIONS     0

ITER     7 RNORM = 14.73     RMNORM= 0.000
           RINORM=0.5518E+05 RIMNOR=0.1356E+06
           RENORM=0.9713E-05 REMNOR=0.7246E-16 RATIO =0.1327E-04 TOLER =0.1000E-03      CONVERGED !
           RFMAX = 51.02     RMMAX = 77.91
           RTSMAL=0.1000E-03 RMSMAL=0.1000E-03
           RDT   =0.5518E+05 RDR   =0.1356E+06
           RATIOT=0.1327E-04 RATIOR= 0.000
           MAX UN=0.1226E-02 IEQ=    93 NODE     19 DOF   3  Y-DISPL.S
           MIN UN=-.1527E-03 IEQ=   193 NODE     39 DOF   3  Y-DISPL.S
           NO. OF CONTACT CONSTRAINT VIOLATIONS     0
```

```
+-------------------------------------------------------------------------------------------------------------------------+
|                   PARATIEPLUS(TM)   NLS ENGINE RELEASE  2018.0    FULL VERSION  *Build date:Nov 13, 2017*              |
|                                                                                                                         |
|                                    NewProject.BaseDesignSection_28.SISMICASTR_1243                                      |
|                                   Exe Time : 4 September 2018 18:00:41                                                  |
+-------------------------------------------------------------------------------------------------------------------------+
New Project
SOLUTION REACHED USING     7 ITERATIONS ON   40

P R I N T   O U T   F O R   T I M E   S T E P    4     ( AT TIME   4.000     )

PRINT OUT OF ACTIVE COMPONENTS (FIXED NODES ARE NOT PRINTED OUT)
```

	Y-DISPL.F (02)	X-ROT. F (04)	Y-DISPL.S (08)	X-ROT. S (10)	Y-FORCE (14)	GAP	C-FORCE
1	0.1000191	-1.4876885E-02	0.1000191	-1.2736322E-02	-1.0478118E-12	0.000000	-3.8735515E-03
2	9.7043750E-02	-1.4876881E-02	9.7043750E-02	-1.2736318E-02	-1.1534156E-12	0.000000	-8.5278958E-03
3	9.4068375E-02	-1.4876859E-02	9.4068375E-02	-1.2736298E-02	-1.2592492E-12	0.000000	-9.3103868E-03
4	9.1093009E-02	-1.4876796E-02	9.1093009E-02	-1.2736243E-02	-1.3650970E-12	0.000000	-1.0092983E-02
5	8.8117661E-02	-1.4876664E-02	8.8117661E-02	-1.2736135E-02	-1.4708913E-12	0.000000	-1.0875184E-02
6	8.5142350E-02	-1.4876430E-02	8.5142350E-02	-1.2735953E-02	-1.5768855E-12	0.000000	-1.1658863E-02
7	8.2167099E-02	-1.4876055E-02	8.2167099E-02	-1.2735673E-02	-1.6821334E-12	-1.3877788E-17	-1.2437024E-02
8	7.9191940E-02	-1.4875497E-02	7.9191940E-02	-1.2735272E-02	-1.7901664E-12	0.000000	-1.3235777E-02
9	7.6216916E-02	-1.4874707E-02	7.6216916E-02	-1.2734724E-02	-1.8878060E-12	-1.3877788E-17	-1.3957686E-02
10	7.3242076E-02	-1.4873632E-02	7.3242076E-02	-1.2734002E-02	-2.0242332E-12	1.3877788E-17	-1.4966374E-02
11	7.0267486E-02	-1.4872214E-02	7.0267486E-02	-1.2733077E-02	-2.0159045E-12	-1.3877788E-17	-1.4904795E-02
12	6.7293218E-02	-1.4870390E-02	6.7293218E-02	-1.2731918E-02	-2.5478106E-12	0.000000	-1.8837497E-02
13	6.4319362E-02	-1.4868091E-02	6.4319362E-02	-1.2730493E-02	-1.0635347E-12	-1.3877788E-17	-7.8633517E-03
14	6.1346018E-02	-1.4865243E-02	6.1346018E-02	-1.2728774E-02	-7.1037510E-12	6.9388939E-18	-5.2522305E-02
15	5.8373306E-02	-1.4861770E-02	5.8373306E-02	-1.2726701E-02	1.4937819E-11	-1.3877788E-17	0.1104443
16	5.5401358E-02	-1.4857587E-02	5.5401358E-02	-1.2724332E-02	-6.7823424E-11	-1.3877788E-17	-0.5014556
17	5.2430309E-02	-1.4852607E-02	5.2430309E-02	-1.2721276E-02	1.2745741E-10	0.000000	4.240760
18	5.0945203E-02	-1.4849786E-02	5.0945203E-02	-1.2720363E-02	-1.0960211E-10	1.3877788E-17	-3.646685
19	4.7975867E-02	-1.4843406E-02	4.7975867E-02	0.000000	-1.6587556E-13	0.000000	-1.2264178E-03
20	4.5007907E-02	-1.4836014E-02	4.5007907E-02	0.000000	-1.5654762E-13	0.000000	-1.1574507E-03
21	4.2041531E-02	-1.4827571E-02	4.2041531E-02	0.000000	-1.4721968E-13	0.000000	-1.0884836E-03
22	3.9076950E-02	-1.4818068E-02	3.9076950E-02	0.000000	-1.3789174E-13	-6.9388939E-18	-1.0195166E-03
23	3.6114373E-02	-1.4807525E-02	3.6114373E-02	0.000000	-1.2856381E-13	0.000000	-9.5054961E-04
24	3.3154005E-02	-1.4795993E-02	3.3154005E-02	0.000000	-1.1923500E-13	6.9388939E-18	-8.8158274E-04
25	3.0196051E-02	-1.4783552E-02	3.0196051E-02	0.000000	-1.0990723E-13	3.4694470E-18	-8.1261636E-04
26	2.7240653E-02	-1.4770309E-02	2.7240653E-02	0.000000	-1.0058019E-13	-3.4694470E-18	-7.4364985E-04
27	2.4287972E-02	-1.4756405E-02	2.4287972E-02	0.000000	-9.1252084E-14	-3.4694470E-18	-6.7468361E-04
28	2.1338121E-02	-1.4742058E-02	2.1338121E-02	0.000000	-8.1924332E-14	3.4694470E-18	-6.0571772E-04
29	1.8391158E-02	-1.4727567E-02	1.8391158E-02	0.000000	-7.2596094E-14	0.000000	-5.3675226E-04
30	1.5447095E-02	-1.4713272E-02	1.5447095E-02	0.000000	-6.3268585E-14	-3.4694470E-18	-4.6778764E-04
31	1.2505826E-02	-1.4699550E-02	1.2505826E-02	0.000000	-5.3941513E-14	-1.7347235E-18	-3.9882328E-04
32	9.5672098E-03	-1.4686813E-02	9.5672098E-03	0.000000	-4.4614060E-14	0.000000	-3.2985959E-04
33	6.6310051E-03	-1.4675513E-02	6.6310051E-03	0.000000	-3.5286825E-14	1.7347235E-18	-2.6089752E-04
34	3.6968812E-03	-1.4666064E-02	3.6968812E-03	0.000000	-2.5960124E-14	0.000000	-1.9194084E-04
35	7.6445264E-04	-1.4658740E-02	7.6445264E-04	0.000000	-1.6634787E-14	-2.1684043E-19	-1.2299229E-04
36	-2.1667494E-03	-1.4653658E-02	-2.1667494E-03	0.000000	-7.3105605E-15	-8.6736174E-19	-5.4051537E-05
37	-5.0971519E-03	-1.4650699E-02	-5.0971519E-03	0.000000	2.0128207E-15	0.000000	1.4882039E-05
38	-8.0271419E-03	-1.4649436E-02	-8.0271419E-03	0.000000	1.1335860E-14	0.000000	8.3811203E-05
39	-1.0957036E-02	-1.4649156E-02	-1.0957036E-02	0.000000	4.1318467E-14	3.4694470E-18	1.5273973E-04

```
+-------------------------------------------------------------------------------------------------------------------------------+
|                   PARATIEPLUS(TM)   NLS ENGINE RELEASE  2018.0    FULL VERSION  *Build date:Nov 13, 2017*                    |
|                                                                                                                               |
|                                    NewProject.BaseDesignSection_28.SISMICASTR_1243                                            |
|                                   Exe Time : 4 September 2018 18:00:41                                                        |
+-------------------------------------------------------------------------------------------------------------------------------+
New Project


S T R E S S   R E S U L T S   F O R   G R O U P   N O.   1

0_L                                                              :
ELEMENT TYPE    5 NO.OF ELEMENTS. IN THIS GROUP   39
C U R R E N T   T I M E   I S      4.0000

 HARDENING 2D SOIL ELEMENT

 ****** TOTAL STRESS FORMULATION *****

  EL *   FORCE     DISPL-Y  VERTICAL-P  HORIZON.-P     MAX-V-P     MAX-H-P           STATE   STIFFNESS Z-LEVEL      PORE
E FACTOR    UFACTOR       Peq           Su_a         Su_p     LAYER
 ------------------------------------------------------------------------------------------------------------------------------
-------------------------------------------------------------------------------------------
   1 D   0.000     -0.1000       0.000       0.000       0.000       0.000          ACTIVE   0.000       0.000       0.000
1.000       1.000       0.000       0.000       0.000     DI1_164_167_L_0
   2 D  0.3105     -9.7044E-02   3.200       1.552       3.200       13.20          ACTIVE   0.000     -0.2000       0.000
1.000       1.000       1.552       0.000       0.000     DI1_164_167_L_0
   3 D  0.6209     -9.4068E-02   6.400       3.105       6.400       20.82          ACTIVE   0.000     -0.4000       0.000
1.000       1.000       3.105       0.000       0.000     DI1_164_167_L_0
   4 D  0.9314     -9.1093E-02   9.600       4.657       9.600       21.89          ACTIVE   0.000     -0.6000       0.000
1.000       1.000       4.657       0.000       0.000     DI1_164_167_L_0
   5 D   1.242     -8.8118E-02   12.80       6.209       12.80       22.97          ACTIVE   0.000     -0.8000       0.000
1.000       1.000       6.209       0.000       0.000     DI1_164_167_L_0
   6 D   1.552     -8.5142E-02   16.00       7.762       16.00       24.05          ACTIVE   0.000      -1.000       0.000
1.000       1.000       7.762       0.000       0.000     DI1_164_167_L_0
   7 D   1.863     -8.2167E-02   19.20       9.314       19.20       25.12          ACTIVE   0.000      -1.200       0.000
1.000       1.000       9.314       0.000       0.000     DI1_164_167_L_0
   8 D   2.173     -7.9192E-02   22.40       10.87       22.40       26.20          ACTIVE   0.000      -1.400       0.000
1.000       1.000       10.87       0.000       0.000     DI1_164_167_L_0
   9 D   2.484     -7.6217E-02   25.60       12.42       25.60       27.27          ACTIVE   0.000      -1.600       0.000
1.000       1.000       12.42       0.000       0.000     DI1_164_167_L_0
  10 D   2.794     -7.3242E-02   28.80       13.97       28.80       28.35          ACTIVE   0.000      -1.800       0.000
1.000       1.000       13.97       0.000       0.000     DI1_164_167_L_0
  11 D   3.105     -7.0267E-02   32.00       15.52       32.00       29.43          ACTIVE   0.000      -2.000       0.000
1.000       1.000       15.52       0.000       0.000     DI1_164_167_L_0
  12 D   3.415     -6.7293E-02   35.20       17.08       35.20       30.50          ACTIVE   0.000      -2.200       0.000
1.000       1.000       17.08       0.000       0.000     DI1_164_167_L_0
  13 D   3.726     -6.4319E-02   38.40       18.63       38.40       31.58          ACTIVE   0.000      -2.400       0.000
1.000       1.000       18.63       0.000       0.000     DI1_164_167_L_0
  14 D   4.036     -6.1346E-02   41.60       20.18       41.60       32.65          ACTIVE   0.000      -2.600       0.000
1.000       1.000       20.18       0.000       0.000     DI1_164_167_L_0
  15 D   4.346     -5.8373E-02   44.80       21.73       44.80       33.73          ACTIVE   0.000      -2.800       0.000
1.000       1.000       21.73       0.000       0.000     DI1_164_167_L_0
  16 D   4.657     -5.5401E-02   48.00       23.28       48.00       34.80          ACTIVE   0.000      -3.000       0.000
1.000       1.000       23.28       0.000       0.000     DI1_164_167_L_0
  17 D   3.726     -5.2430E-02   51.20       24.84       51.20       35.88          ACTIVE   0.000      -3.200       0.000
1.000       1.000       24.84       0.000       0.000     DI1_164_167_L_0
  18 D   3.842     -5.0945E-02   52.80       25.61       52.80       36.41          ACTIVE   0.000      -3.300       0.000
1.000       1.000       25.61       0.000       0.000     DI1_164_167_L_0
  19 D   5.433     -4.7976E-02   56.00       27.17       56.00       28.00          ACTIVE   0.000      -3.500       0.000
1.000       1.000       27.17       0.000       0.000     DI1_164_167_L_0
  20 D   5.744     -4.5008E-02   59.20       28.72       59.20       29.60          ACTIVE   0.000      -3.700       0.000
1.000       1.000       28.72       0.000       0.000     DI1_164_167_L_0
  21 D   6.054     -4.2042E-02   62.40       30.27       62.40       31.20          ACTIVE   0.000      -3.900       0.000
1.000       1.000       30.27       0.000       0.000     DI1_164_167_L_0
  22 D   6.365     -3.9077E-02   65.60       31.82       65.60       32.80          ACTIVE   0.000      -4.100       0.000
1.000       1.000       31.82       0.000       0.000     DI1_164_167_L_0
  23 D   6.675     -3.6114E-02   68.80       33.37       68.80       34.40          ACTIVE   0.000      -4.300       0.000
1.000       1.000       33.37       0.000       0.000     DI1_164_167_L_0
  24 D   6.985     -3.3154E-02   72.00       34.93       72.00       36.00          ACTIVE   0.000      -4.500       0.000
1.000       1.000       34.93       0.000       0.000     DI1_164_167_L_0
```

```
  25 D   7.296     -3.0196E-02   75.20       36.48       75.20       37.60          ACTIVE   0.000      -4.700       0.000
1.000       1.000       36.48       0.000       0.000     DI1_164_167_L_0
  26 D   7.606     -2.7241E-02   78.40       38.03       78.40       39.20          ACTIVE   0.000      -4.900       0.000
1.000       1.000       38.03       0.000       0.000     DI1_164_167_L_0
  27 D   6.845     -2.4288E-02   81.60       34.22       81.60       40.80          ACTIVE   0.000      -5.100       0.000
1.000       1.000       34.22       0.000       0.000     DI2_165_168_L_0
  28 D   7.123     -2.1338E-02   84.80       35.62       84.80       42.40          ACTIVE   0.000      -5.300       0.000
1.000       1.000       35.62       0.000       0.000     DI2_165_168_L_0
  29 D   7.402     -1.8391E-02   88.00       37.01       88.00       44.00          ACTIVE   0.000      -5.500       0.000
1.000       1.000       37.01       0.000       0.000     DI2_165_168_L_0
  30 D   7.680     -1.5447E-02   91.20       38.40       91.20       45.60          ACTIVE   0.000      -5.700       0.000
1.000       1.000       38.40       0.000       0.000     DI2_165_168_L_0
  31 D   7.958     -1.2506E-02   94.40       39.79       94.40       47.20          ACTIVE   0.000      -5.900       0.000
1.000       1.000       39.79       0.000       0.000     DI2_165_168_L_0
  32 D   8.237     -9.5672E-03   97.60       41.18       97.60       48.80          ACTIVE   0.000      -6.100       0.000
1.000       1.000       41.18       0.000       0.000     DI2_165_168_L_0
  33 D   8.515     -6.6310E-03   100.8       42.57       100.8       50.40          ACTIVE   0.000      -6.300       0.000
1.000       1.000       42.57       0.000       0.000     DI2_165_168_L_0
  34 D   8.793     -3.6969E-03   104.0       43.97       104.0       52.00          ACTIVE   0.000      -6.500       0.000
1.000       1.000       43.97       0.000       0.000     DI2_165_168_L_0
  35 D   9.072     -7.6445E-04   107.2       45.36       107.2       65.29          ACTIVE   0.000      -6.700       0.000
1.000       1.000       45.36       0.000       0.000     DI2_165_168_L_0
  36 D   22.39      2.1667E-03   110.4       112.0       110.4       122.8           UL-RL   4.5542E+04 -6.900       0.000
1.000       1.000       112.0       0.000       0.000     DI2_165_168_L_0
  37 D   40.07      5.0972E-03   113.6       200.4       113.6       200.4             V-C   2.8464E+04 -7.100       0.000
1.000       1.000       200.4       0.000       0.000     DI2_165_168_L_0
  38 D   56.94      8.0271E-03   116.8       284.7       116.8       284.7             V-C   2.8464E+04 -7.300       0.000
1.000       1.000       284.7       0.000       0.000     DI2_165_168_L_0
  39 D   36.90      1.0957E-02   120.0       369.0       120.0       369.0             V-C   2.8464E+04 -7.500       0.000
1.000       1.000       369.0       0.000       0.000     DI2_165_168_L_0
```

```
+-------------------------------------------------------------------------------------------------------------------------------+
|                  PARATIEPLUS(TM)   NLS ENGINE RELEASE  2018.0    FULL VERSION  *Build date:Nov 13, 2017*                    |
|                                                                                                                               |
|                                  NewProject.BaseDesignSection_28.SISMICASTR_1243                                              |
|                                 Exe Time : 4 September 2018 18:00:41                                                          |
+-------------------------------------------------------------------------------------------------------------------------------+
New Project


S T R E S S   R E S U L T S   F O R   G R O U P   N O.   2

0_R                                                          :
ELEMENT TYPE    5 NO.OF ELEMENTS. IN THIS GROUP   39
C U R R E N T   T I M E   I S      4.0000

 HARDENING 2D SOIL ELEMENT

 ****** TOTAL STRESS FORMULATION *****

  EL *   FORCE     DISPL-Y  VERTICAL-P  HORIZON.-P     MAX-V-P     MAX-H-P           STATE   STIFFNESS Z-LEVEL      PORE
E FACTOR    UFACTOR       Peq          Su_a         Su_p     LAYER
 ------------------------------------------------------------------------------------------------------------------------------
-------------------------------------------------------------------------------------------
   1     0.000         --          --          --          --          --          REMOVED     --        0.000       0.000
1.000       1.000       0.000       0.000       0.000     not available
   2     0.000         --          --          --          --          --          REMOVED     --      -0.2000       0.000
1.000       1.000       0.000       0.000       0.000     not available
   3     0.000         --          --          --          --          --          REMOVED     --      -0.4000       0.000
1.000       1.000       0.000       0.000       0.000     not available
   4     0.000         --          --          --          --          --          REMOVED     --      -0.6000       0.000
1.000       1.000       0.000       0.000       0.000     not available
   5     0.000         --          --          --          --          --          REMOVED     --      -0.8000       0.000
1.000       1.000       0.000       0.000       0.000     not available
   6     0.000         --          --          --          --          --          REMOVED     --       -1.000       0.000
1.000       1.000       0.000       0.000       0.000     not available
   7     0.000         --          --          --          --          --          REMOVED     --       -1.200       0.000
1.000       1.000       0.000       0.000       0.000     not available
   8     0.000         --          --          --          --          --          REMOVED     --       -1.400       0.000
1.000       1.000       0.000       0.000       0.000     not available
   9     0.000         --          --          --          --          --          REMOVED     --       -1.600       0.000
1.000       1.000       0.000       0.000       0.000     not available
  10     0.000         --          --          --          --          --          REMOVED     --       -1.800       0.000
1.000       1.000       0.000       0.000       0.000     not available
  11     0.000         --          --          --          --          --          REMOVED     --       -2.000       0.000
1.000       1.000       0.000       0.000       0.000     not available
  12     0.000         --          --          --          --          --          REMOVED     --       -2.200       0.000
1.000       1.000       0.000       0.000       0.000     not available
  13     0.000         --          --          --          --          --          REMOVED     --       -2.400       0.000
1.000       1.000       0.000       0.000       0.000     not available
  14     0.000         --          --          --          --          --          REMOVED     --       -2.600       0.000
1.000       1.000       0.000       0.000       0.000     not available
  15     0.000         --          --          --          --          --          REMOVED     --       -2.800       0.000
1.000       1.000       0.000       0.000       0.000     not available
  16     0.000         --          --          --          --          --          REMOVED     --       -3.000       0.000
1.000       1.000       0.000       0.000       0.000     not available
  17     0.000         --          --          --          --          --          REMOVED     --       -3.200       0.000
1.000       1.000       0.000       0.000       0.000     not available
  18 D   0.000      5.0945E-02   0.000       0.000       0.000       0.000       PASSIVE   0.000       -3.300       0.000
1.000       1.000       0.000       0.000       0.000     DI1_164_167_L_0
  19 D   2.134      4.7976E-02   3.200       10.67       56.00       28.00       PASSIVE   0.000       -3.500       0.000
1.000       1.000       10.67       0.000       0.000     DI1_164_167_L_0
  20 D   4.269      4.5008E-02   6.400       21.34       59.20       29.60       PASSIVE   0.000       -3.700       0.000
1.000       1.000       21.34       0.000       0.000     DI1_164_167_L_0
  21 D   6.403      4.2042E-02   9.600       32.02       62.40       32.02       PASSIVE   0.000       -3.900       0.000
1.000       1.000       32.02       0.000       0.000     DI1_164_167_L_0
  22 D   8.538      3.9077E-02   12.80       42.69       65.60       42.76       PASSIVE   0.000       -4.100       0.000
1.000       1.000       42.69       0.000       0.000     DI1_164_167_L_0
  23 D   10.67      3.6114E-02   16.00       53.36       68.80       56.49       PASSIVE   0.000       -4.300       0.000
1.000       1.000       53.36       0.000       0.000     DI1_164_167_L_0
  24 D   12.81      3.3154E-02   19.20       64.03       72.00       64.03       PASSIVE   0.000       -4.500       0.000
1.000       1.000       64.03       0.000       0.000     DI1_164_167_L_0
```

25 D	14.94	3.0196E-02	22.40	74.70	75.20	74.70	PASSIVE	0.000	-4.700	0.000	
1.000	1.000	74.70	0.000	0.000	DI1_164_167_L_0						
26 D	17.08	2.7241E-02	25.60	85.38	78.40	85.38	PASSIVE	0.000	-4.900	0.000	
1.000	1.000	85.38	0.000	0.000	DI1_164_167_L_0						
27 D	24.22	2.4288E-02	28.80	121.1	81.60	121.1	PASSIVE	0.000	-5.100	0.000	
1.000	1.000	121.1	0.000	0.000	DI2_165_168_L_0						
28 D	26.82	2.1338E-02	32.00	134.1	84.80	134.1	PASSIVE	0.000	-5.300	0.000	
1.000	1.000	134.1	0.000	0.000	DI2_165_168_L_0						
29 D	29.42	1.8391E-02	35.20	147.1	88.00	147.1	PASSIVE	0.000	-5.500	0.000	
1.000	1.000	147.1	0.000	0.000	DI2_165_168_L_0						
30 D	32.02	1.5447E-02	38.40	160.1	91.20	160.1	PASSIVE	0.000	-5.700	0.000	
1.000	1.000	160.1	0.000	0.000	DI2_165_168_L_0						
31 D	34.62	1.2506E-02	41.60	173.1	94.40	173.1	PASSIVE	0.000	-5.900	0.000	
1.000	1.000	173.1	0.000	0.000	DI2_165_168_L_0						
32 D	37.21	9.5672E-03	44.80	186.1	97.60	186.1	PASSIVE	0.000	-6.100	0.000	
1.000	1.000	186.1	0.000	0.000	DI2_165_168_L_0						
33 D	30.42	6.6310E-03	48.00	152.1	100.8	152.1	V-C	1.6782E+04	-6.300	0.000	
1.000	1.000	152.1	0.000	0.000	DI2_165_168_L_0						
34 D	20.81	3.6969E-03	51.20	104.1	104.0	104.1	V-C	1.6782E+04	-6.500	0.000	
1.000	1.000	104.1	0.000	0.000	DI2_165_168_L_0						
35 D	11.38	7.6445E-04	54.40	56.90	107.2	56.90	V-C	1.6782E+04	-6.700	0.000	
1.000	1.000	56.90	0.000	0.000	DI2_165_168_L_0						
36 D	5.457	-2.1667E-03	57.60	27.29	110.4	55.20	UL-RL	2.6852E+04	-6.900	0.000	
1.000	1.000	27.29	0.000	0.000	DI2_165_168_L_0						
37 D	4.431	-5.0972E-03	60.80	22.15	113.6	56.80	ACTIVE	0.000	-7.100	0.000	
1.000	1.000	22.15	0.000	0.000	DI2_165_168_L_0						
38 D	4.678	-8.0271E-03	64.00	23.39	116.8	58.40	ACTIVE	0.000	-7.300	0.000	
1.000	1.000	23.39	0.000	0.000	DI2_165_168_L_0						
39 D	2.462	-1.0957E-02	67.20	24.62	120.0	60.00	ACTIVE	0.000	-7.500	0.000	
1.000	1.000	24.62	0.000	0.000	DI2_165_168_L_0						

```
+-----------------------------------------------------------------------------------------------------------------------+
|                  PARATIEPLUS(TM)   NLS ENGINE RELEASE  2018.0    FULL VERSION  *Build date:Nov 13, 2017*              |
|                                                                                                                       |
|                                   NewProject.BaseDesignSection_28.SISMICASTR_1243                                     |
|                                  Exe Time : 4 September 2018 18:00:41                                                 |
+-----------------------------------------------------------------------------------------------------------------------+
New Project


S T R E S S   R E S U L T S   F O R   G R O U P   N O.   3

WallElement_33                                                  :
ELEMENT TYPE    2 NO.OF ELEMENTS. IN THIS GROUP   38
C U R R E N T   T I M E   I S     4.0000

 WALL2D ELEMENT

   EL      TA          TB          MA          MB
-----------------------------------------------------
    1 0.47775    -0.47775     1.22115E-09 9.55493E-02
    2  1.7429     -1.7429    -9.55493E-02 0.44413
    3  3.3178     -3.3178    -0.44413      1.1077
    4  5.2023     -5.2023     -1.1077      2.1482
    5  7.3965     -7.3965     -2.1482      3.6275
    6  9.9004     -9.9004     -3.6275      5.6075
    7  12.714     -12.714     -5.6075      8.1504
    8  15.837     -15.837     -8.1504      11.318
    9  19.270     -19.270     -11.318      15.172
   10  23.013     -23.013     -15.172      19.774
   11  27.066     -27.066     -19.774      25.188
   12  31.425     -31.425     -25.188      31.473
   13  36.106     -36.106     -31.473      38.694
   14  41.053     -41.053     -38.694      46.904
   15  46.473     -46.473     -46.904      56.199
   16  51.592     -51.592     -56.199      66.517
   17  60.281     -60.281     -66.517      72.545
   18  60.717     -60.717     -72.545      84.689
   19  64.014     -64.014     -84.689      97.492
   20  65.488     -65.488     -97.492      110.59
   21  65.138     -65.138     -110.59      123.62
   22  62.963     -62.963     -123.62      136.21
   23  58.965     -58.965     -136.21      148.00
   24  53.144     -53.144     -148.00      158.63
   25  45.498     -45.498     -158.63      167.73
   26  36.028     -36.028     -167.73      174.94
   27  18.648     -18.648     -174.94      178.67
   28 -1.0518      1.0518     -178.67      178.46
   29 -23.071      23.071     -178.46      173.84
   30 -47.409      47.409     -173.84      164.36
   31 -74.067      74.067     -164.36      149.55
   32 -103.04      103.04     -149.55      128.94
   33 -124.95      124.95     -128.94      103.95
   34 -136.97      136.97     -103.95      76.553
   35 -139.28      139.28     -76.553      48.697
   36 -122.34      122.34     -48.697      24.229
   37 -86.702      86.702     -24.229      6.8882
   38 -34.440      34.440     -6.8882    -3.69617E-10
```

```
+-------------------------------------------------------------------------------------------------------------------------+
|                   PARATIEPLUS(TM)   NLS ENGINE RELEASE  2018.0    FULL VERSION  *Build date:Nov 13, 2017*               |
|                                                                                                                         |
|                                    NewProject.BaseDesignSection_28.SISMICASTR_1243                                      |
|                                   Exe Time : 4 September 2018 18:00:41                                                  |
+-------------------------------------------------------------------------------------------------------------------------+
New Project


S T R E S S   R E S U L T S   F O R   G R O U P   N O.   4

WallElement_New_20092                                          :
ELEMENT TYPE    2 NO.OF ELEMENTS. IN THIS GROUP   17
C U R R E N T   T I M E   I S      4.0000

 WALL2D ELEMENT

   EL      TA          TB          MA          MB
-----------------------------------------------------
    1 3.87355E-03-3.87355E-03 1.03776E-11 7.74710E-04
    2 1.24014E-02-1.24014E-02-7.74710E-04 3.25500E-03
    3 2.17118E-02-2.17118E-02-3.25500E-03 7.59737E-03
    4 3.18048E-02-3.18048E-02-7.59737E-03 1.39583E-02
    5 4.26800E-02-4.26800E-02-1.39583E-02 2.24943E-02
    6 5.43389E-02-5.43389E-02-2.24943E-02 3.33621E-02
    7 6.67759E-02-6.67759E-02-3.33621E-02 4.67173E-02
    8 8.00117E-02-8.00117E-02-4.67173E-02 6.27196E-02
    9 9.39694E-02-9.39694E-02-6.27196E-02 8.15135E-02
   10 0.10894    -0.10894    -8.15135E-02 0.10330
   11 0.12384    -0.12384    -0.10330     0.12807
   12 0.14268    -0.14268    -0.12807     0.15660
   13 0.15054    -0.15054    -0.15660     0.18671
   14 0.20306    -0.20306    -0.18671     0.22733
   15 9.26194E-02-9.26194E-02-0.22733     0.24585
   16 0.59408    -0.59408    -0.24585     0.36466
   17 -3.6467      3.6467    -0.36466     3.43044E-11
```

```
+-------------------------------------------------------------------------------------------------------------------------+
|                   PARATIEPLUS(TM)   NLS ENGINE RELEASE  2018.0    FULL VERSION  *Build date:Nov 13, 2017*               |
|                                                                                                                         |
|                                    NewProject.BaseDesignSection_28.SISMICASTR_1243                                      |
|                                   Exe Time : 4 September 2018 18:00:41                                                  |
+-------------------------------------------------------------------------------------------------------------------------+


     F I N A L    I N C R E M E N T A L    A N A L Y S I S

                    S U M M A R Y

     STEP                                    NO. OF ITERATIONS

        1           CONVERGENCE :YES                        0
        2           CONVERGENCE :YES                        6
        3           CONVERGENCE :YES                        3
        4           CONVERGENCE :YES                        7


 END OF PROCESS FOR PROBLEM
New Project
NONLINEAR SOLUTION CPU TIME ....    0.06 [sec]
DATABASE  CREATION CPU TIME.....    0.21 [sec]
```

Design Assumption : SISMICA GEO - File di Paratie - File di input (.d)

```
* PARATIE ANALYSIS FOR DESIGN SECTION:Base Design Section USING ASSUMPTION: SISMICA GEO
 * Time:martedì 4 settembre 2018 18:00:42
 * 1: Defining general settings
 UNIT  m kN
 TITLE New Project
 DELTA 0.2
 option param itemax 40
 option control hinges 0 0.0001 0.001

 * 2: Defining wall(s)
 WALL LeftWall_32 0 -7.5 0 1

 * 3: Defining surfaces for wall(s)
 SOIL 0_L LeftWall_32 -7.5 0 1 0
 SOIL 0_R LeftWall_32 -7.5 0 2 180

 * 4: Defining soil layers
 *
 * Soil Profile (DI1_164_167_L_0)
 *
 LDATA DI1_164_167_L_0 0 LeftWall_32
 ATREST 0.5 0.5 1
 WEIGHT 16 6 10
 PERMEABILITY 1E-05
 RESISTANCE 0 30 0 0 0
 YOUNG 3E+04 4.8E+04
 ENDL
 *
 * Soil Profile (DI2_165_168_L_0)
 *
 LDATA DI2_165_168_L_0 -5 LeftWall_32
 ATREST 0.5 0.5 1
 WEIGHT 16 6 10
 PERMEABILITY 1E-05
 RESISTANCE 1 33 0 0 0
 YOUNG 6.8E+04 1.088E+05
 ENDL

 * 5: Defining structural materials
 * Steel material: 108 Name=Fe360 E=206000200 kPa
 MATERIAL Fe360_108 2.06E+08
 * Concrete material: 104 Name=C25/30 E=31475800 kPa
 MATERIAL C2530_104 3.148E+07
 * Concrete material: 103 Name=C20/25 E=29962000 kPa
 MATERIAL C2025_103 2.996E+07

 * 6: Defining structural elements
 * 6.1: Beams and combined Wall Elements
 BEAM WallElement_33 LeftWall_32 -7.5 0 C2530_104 0.9794 00 00 0
 BEAM WallElement_New_20092 LeftWall_32 -3.3 0 C2025_103 0.2 00 00 0 slave


 * 6.2: Supports




 * 6.3: Strips

 * 7: Defining Steps
 STEP Stage1_31
 CHANGE DI1_164_167_L_0 U-FRICT=24.79 LeftWall_32
 CHANGE DI1_164_167_L_0 D-FRICT=24.79 LeftWall_32
 CHANGE DI1_164_167_L_0 U-KA=0.409 LeftWall_32
 CHANGE DI1_164_167_L_0 U-KP=3.185 LeftWall_32
 CHANGE DI1_164_167_L_0 D-KA=0.409 LeftWall_32
```

```
CHANGE DI1_164_167_L_0 D-KP=3.185 LeftWall_32
CHANGE DI2_165_168_L_0 U-FRICT=27.45 LeftWall_32
CHANGE DI2_165_168_L_0 D-FRICT=27.45 LeftWall_32
CHANGE DI2_165_168_L_0 U-KA=0.369 LeftWall_32
CHANGE DI2_165_168_L_0 U-KP=3.695 LeftWall_32
CHANGE DI2_165_168_L_0 D-KA=0.369 LeftWall_32
CHANGE DI2_165_168_L_0 D-KP=3.695 LeftWall_32
CHANGE DI1_164_167_L_0 U-COHE=0 LeftWall_32
CHANGE DI1_164_167_L_0 U-ADHES=0 LeftWall_32
CHANGE DI1_164_167_L_0 D-COHE=0 LeftWall_32
CHANGE DI1_164_167_L_0 D-ADHES=0 LeftWall_32
CHANGE DI2_165_168_L_0 U-COHE=0.8 LeftWall_32
CHANGE DI2_165_168_L_0 U-ADHES=0 LeftWall_32
CHANGE DI2_165_168_L_0 D-COHE=0.8 LeftWall_32
CHANGE DI2_165_168_L_0 D-ADHES=0 LeftWall_32
SETWALL LeftWall_32
GEOM 0 0
WATER -18 0 -7.5 0 0
ADD WallElement_33
ENDSTEP

STEP Stage2_19604
SETWALL LeftWall_32
GEOM 0 -3.5
WATER -18 0 -7.5 0 0
ENDSTEP

STEP Stage3_19848
SETWALL LeftWall_32
GEOM 0 -3.3
WATER -18 0 -7.5 0 0
ADD WallElement_New_20092
ENDSTEP

STEP Stage4_20681
SETWALL LeftWall_32
GEOM 0 -3.3
WATER -18 0 -7.5 0 0
ENDSTEP
```

Design Assumption : SISMICA GEO - File di Paratie - File di output (.out)

```
+-------------------------------------------------------------------------------------------------------------------------+
|                   PARATIEPLUS(TM)   NLS ENGINE RELEASE  2018.0    FULL VERSION  *Build date:Nov 13, 2017*               |
|                                                                                                                         |
|                                    NewProject.BaseDesignSection_28.SISMICAGEO_1273                                      |
|                                   Exe Time : 4 September 2018 18:00:42                                                  |
+-------------------------------------------------------------------------------------------------------------------------+

                  ********************************************************
                  *                                                      *
                  *  PARATIE PLUS Non-Linear Spring Engine               *
                  *                                                      *
                  *          AN ELASTOPLASTIC FINITE ELEMENT PROGRAM     *
                  *          FOR FLEXIBLE EARTH-RETAINING STRUCTURES     *
                  *                                                      *
                  *          Written by Ce.A.S. s.r.l. (ITALY)           *
                  *          with the scientific supervision of          *
                  *          Roberto Nova - full professor SOIL MECHANICS*
                  *          at Politecnico di Milano (ITALY)            *
                  *                                                      *
                  ********************************************************
                  *                                                      *
                  *  RELEASE   2018.0     *Build date:Nov 13, 2017*    *
                  *                                                      *
                  *                                                      *
                  *  Ce.A.S.     S.R.L   CENTRO DI ANALISI STRUTTURALE   *
                  *              VIALE   GIUSTINIANO 10                  *
                  *              20129   M I L A N O  (ITALIA)           *
```

```
*  TEL.        +39 02 2020221                          *
*                                                      *
*  email       bruno.becci@ceas.it                     *
*  Web Page    www.ceas.it     www.paratieplus.com     *
********************************************************


 JOB : NewProject.BaseDesignSection_28.SISMICAGEO_1273
 STARTING
ACCEPTED   <FILE,GENW                                                    >
ACCEPTED   <FILE,PLOTTER,BINARY                                          >
ACCEPTED   <SOLVE TOTAL_STRESS                                           >
ACCEPTED   <PARAM ITEMAX 40                                              >
ACCEPTED   <CONTROL HINGES 0 0.0001 0.001                                >


********************************************************
*                                                      *
*  WARNING : PORE PRESSURES ARE AUTOMATICALLY COMPUTED  *
*    BY THE PROGRAM.                                   *
********************************************************

PRELIMINARY OPERATIONS CPU TIME     0.01 [sec]
```

```
+-----------------------------------------------------------------------------------------------------------------------+
|                  PARATIEPLUS(TM)   NLS ENGINE RELEASE  2018.0    FULL VERSION  *Build date:Nov 13, 2017*              |
|                                                                                                                       |
|                                   NewProject.BaseDesignSection_28.SISMICAGEO_1273                                     |
|                                  Exe Time : 4 September 2018 18:00:42                                                 |
+-----------------------------------------------------------------------------------------------------------------------+


INPUT FILE HAS BEEN GENERATED BY WALGEN PROGRAM


New Project


NO. OF NODAL POINTS (NUMNP) ...................   39
NO. OF COORDINATES  (NCOORD)...................    2
NO. OF NODE DOFS    (NDOF)......................    5
NO. OF EQUATIONS    (NEQ)......................  195
NO. OF CONSTRAINTS CARDS (NVINC)...............    0
NO. OF ELEMENT GROUPS (NEG)....................    4
NO. OF SOLUTION STEPS (NSTE)...................    4
NO. OF ELEMENT SETS ATTACHED TO SLAVE NODES ...    1 ** SLAVE DOFS HAVE BEEN ACTIVATED **
NO. OF RECORD FROM WALGEN .....................   69
NO. OF LONG NAMES (LASTNAME) ..................   18
LENGTH UNIT CHOICE ............................    3 (M   )
FORCE  UNIT CHOICE ............................    3 (KN  )
MAX PORE PRESSURE TABLE LENGTH.................    1
NO. OF ELEMENT GROUPS REQUIRING ADD. SLIP DOF .    0


IDOFA (01) =  2  Y-DISPL.F
IDOFA (02) =  4   X-ROT. F
IDOFA (03) =  8  Y-DISPL.S
IDOFA (04) = 10   X-ROT. S
IDOFA (05) = 14  Y-FORCE

 RELEVANT ITEMS UNITS

 STRESSES                  kPa
 Y-DISPLACEMENTS           m
 ROTATIONS                 RADIANS
 BEAM AND SLAB MOMENTS     kN*m/m
 BEAM SHEAR FORCES         kN/m
 ANCHOR FORCES             kN/m
 AXIAL FORCES IN TRUSSES   kN/m
 AXIAL FORCES SPRINGS      kN/m
 Y-REACTIONS               kN/m
 X-MOMENT REACTIONS        kN*m/m
 ETC.
```

```
+-------------------------------------------------------------------------------------------------------------------------+
|                  PARATIEPLUS(TM)   NLS ENGINE RELEASE  2018.0    FULL VERSION  *Build date:Nov 13, 2017*              |
|                                                                                                                         |
|                                  NewProject.BaseDesignSection_28.SISMICAGEO_1273                                        |
|                                 Exe Time : 4 September 2018 18:00:42                                                    |
+-------------------------------------------------------------------------------------------------------------------------+
                  P R E P R O C E S S O R    D A T A

                  N O.  O F   C O M M A N D S     69

   1 : UNIT  m kN
   2 : TITLE New Project
   3 : DELTA 0.2
   4 : option param itemax 40
   5 : option control hinges 0 0.0001 0.001
   6 : WALL LeftWall_32 0 -7.5 0 1
   7 : SOIL 0_L LeftWall_32 -7.5 0 1 0
   8 : SOIL 0_R LeftWall_32 -7.5 0 2 180
   9 : LDATA DI1_164_167_L_0 0 LeftWall_32
  10 : ATREST 0.5 0.5 1
  11 : WEIGHT 16 6 10
  12 : PERMEABILITY 1E-05
  13 : RESISTANCE 0 30 0 0 0
  14 : YOUNG 3E+04 4.8E+04
  15 : ENDL
  16 : LDATA DI2_165_168_L_0 -5 LeftWall_32
  17 : ATREST 0.5 0.5 1
  18 : WEIGHT 16 6 10
  19 : PERMEABILITY 1E-05
  20 : RESISTANCE 1 33 0 0 0
  21 : YOUNG 6.8E+04 1.088E+05
  22 : ENDL
  23 : MATERIAL Fe360_108 2.06E+08
  24 : MATERIAL C2530_104 3.148E+07
  25 : MATERIAL C2025_103 2.996E+07
  26 : BEAM WallElement_33 LeftWall_32 -7.5 0 C2530_104 0.9794 00 00 0
  27 : BEAM WallElement_New_20092 LeftWall_32 -3.3 0 C2025_103 0.2 00 00 0 slave
  28 : STEP Stage1_31
  29 : CHANGE DI1_164_167_L_0 U-FRICT=24.79 LeftWall_32
  30 : CHANGE DI1_164_167_L_0 D-FRICT=24.79 LeftWall_32
  31 : CHANGE DI1_164_167_L_0 U-KA=0.409 LeftWall_32
  32 : CHANGE DI1_164_167_L_0 U-KP=3.185 LeftWall_32
  33 : CHANGE DI1_164_167_L_0 D-KA=0.409 LeftWall_32
  34 : CHANGE DI1_164_167_L_0 D-KP=3.185 LeftWall_32
  35 : CHANGE DI2_165_168_L_0 U-FRICT=27.45 LeftWall_32
  36 : CHANGE DI2_165_168_L_0 D-FRICT=27.45 LeftWall_32
  37 : CHANGE DI2_165_168_L_0 U-KA=0.369 LeftWall_32
  38 : CHANGE DI2_165_168_L_0 U-KP=3.695 LeftWall_32
  39 : CHANGE DI2_165_168_L_0 D-KA=0.369 LeftWall_32
  40 : CHANGE DI2_165_168_L_0 D-KP=3.695 LeftWall_32
  41 : CHANGE DI1_164_167_L_0 U-COHE=0 LeftWall_32
  42 : CHANGE DI1_164_167_L_0 U-ADHES=0 LeftWall_32
  43 : CHANGE DI1_164_167_L_0 D-COHE=0 LeftWall_32
  44 : CHANGE DI1_164_167_L_0 D-ADHES=0 LeftWall_32
  45 : CHANGE DI2_165_168_L_0 U-COHE=0.8 LeftWall_32
  46 : CHANGE DI2_165_168_L_0 U-ADHES=0 LeftWall_32
  47 : CHANGE DI2_165_168_L_0 D-COHE=0.8 LeftWall_32
  48 : CHANGE DI2_165_168_L_0 D-ADHES=0 LeftWall_32
  49 : SETWALL LeftWall_32
  50 : GEOM 0 0
  51 : WATER -18 0 -7.5 0 0
  52 : ADD WallElement_33
  53 : ENDSTEP
  54 : STEP Stage2_19604
  55 : SETWALL LeftWall_32
  56 : GEOM 0 -3.5
  57 : WATER -18 0 -7.5 0 0
  58 : ENDSTEP
  59 : STEP Stage3_19848
  60 : SETWALL LeftWall_32
  61 : GEOM 0 -3.3
```

```
62 : WATER -18 0 -7.5 0 0
63 : ADD WallElement_New_20092
64 : ENDSTEP
65 : STEP Stage4_20681
66 : SETWALL LeftWall_32
67 : GEOM 0 -3.3
68 : WATER -18 0 -7.5 0 0
69 : ENDSTEP
```

```
+-----------------------------------------------------------------------------------------------------------------------+
|                  PARATIEPLUS(TM)   NLS ENGINE RELEASE  2018.0    FULL VERSION  *Build date:Nov 13, 2017*              |
|                                                                                                                       |
|                                   NewProject.BaseDesignSection_28.SISMICAGEO_1273                                     |
|                                  Exe Time : 4 September 2018 18:00:42                                                 |
+-----------------------------------------------------------------------------------------------------------------------+
N O D A L   P O I N T   D A T A
--------------------------------

NODE     Y-COORD     Z-COORD normal cos.

   1  0.0000      0.0000      1.0000
   2  0.0000    -0.20000      1.0000
   3  0.0000    -0.40000      1.0000
   4  0.0000    -0.60000      1.0000
   5  0.0000    -0.80000      1.0000
   6  0.0000     -1.0000      1.0000
   7  0.0000     -1.2000      1.0000
   8  0.0000     -1.4000      1.0000
   9  0.0000     -1.6000      1.0000
  10  0.0000     -1.8000      1.0000
  11  0.0000     -2.0000      1.0000
  12  0.0000     -2.2000      1.0000
  13  0.0000     -2.4000      1.0000
  14  0.0000     -2.6000      1.0000
  15  0.0000     -2.8000      1.0000
  16  0.0000     -3.0000      1.0000
  17  0.0000     -3.2000      1.0000
  18  0.0000     -3.3000      1.0000
  19  0.0000     -3.5000      1.0000
  20  0.0000     -3.7000      1.0000
  21  0.0000     -3.9000      1.0000
  22  0.0000     -4.1000      1.0000
  23  0.0000     -4.3000      1.0000
  24  0.0000     -4.5000      1.0000
  25  0.0000     -4.7000      1.0000
  26  0.0000     -4.9000      1.0000
  27  0.0000     -5.1000      1.0000
  28  0.0000     -5.3000      1.0000
  29  0.0000     -5.5000      1.0000
  30  0.0000     -5.7000      1.0000
  31  0.0000     -5.9000      1.0000
  32  0.0000     -6.1000      1.0000
  33  0.0000     -6.3000      1.0000
  34  0.0000     -6.5000      1.0000
  35  0.0000     -6.7000      1.0000
  36  0.0000     -6.9000      1.0000
  37  0.0000     -7.1000      1.0000
  38  0.0000     -7.3000      1.0000
  39  0.0000     -7.5000      1.0000
```

```
+-------------------------------------------------------------------------------------------------------------------------------+
|                   PARATIEPLUS(TM)   NLS ENGINE RELEASE  2018.0    FULL VERSION  *Build date:Nov 13, 2017*                     |
|                                                                                                                               |
|                                    NewProject.BaseDesignSection_28.SISMICAGEO_1273                                            |
|                                   Exe Time : 4 September 2018 18:00:42                                                        |
+-------------------------------------------------------------------------------------------------------------------------------+
 ELEMENT GROUP NO.  1

0_L                                                          :
   5  39   0   1   0   0   0   0   0   0   0   0   0   0   0   2   0   0   0   0
.....................................
.........2D PLASTIC SOIL ..........
.....................................

element group behaviour throughout stage analysis

stage   status
------------------
    1   active
    2   active
    3   active
    4   active

 material set no.    1

 prop( 1) angle              0.00000
 prop( 2) layer as foreseen  1.00000


 material set no.    2

 prop( 1) angle              0.00000
 prop( 2) layer as foreseen  2.00000


 element data

   el    n  mat      area     .....     .....     .....      flag
-------------------------------------------------------------------

    1    1    1   0.1000     0.000     0.000     0.000     1.000
    2    2    1   0.2000     0.000     0.000     0.000     1.000
    3    3    1   0.2000     0.000     0.000     0.000     1.000
    4    4    1   0.2000     0.000     0.000     0.000     1.000
    5    5    1   0.2000     0.000     0.000     0.000     1.000
    6    6    1   0.2000     0.000     0.000     0.000     1.000
    7    7    1   0.2000     0.000     0.000     0.000     1.000
    8    8    1   0.2000     0.000     0.000     0.000     1.000
    9    9    1   0.2000     0.000     0.000     0.000     1.000
   10   10    1   0.2000     0.000     0.000     0.000     1.000
   11   11    1   0.2000     0.000     0.000     0.000     1.000
   12   12    1   0.2000     0.000     0.000     0.000     1.000
   13   13    1   0.2000     0.000     0.000     0.000     1.000
   14   14    1   0.2000     0.000     0.000     0.000     1.000
   15   15    1   0.2000     0.000     0.000     0.000     1.000
   16   16    1   0.2000     0.000     0.000     0.000     1.000
   17   17    1   0.1500     0.000     0.000     0.000     1.000
   18   18    1   0.1500     0.000     0.000     0.000     1.000
   19   19    1   0.2000     0.000     0.000     0.000     1.000
   20   20    1   0.2000     0.000     0.000     0.000     1.000
   21   21    1   0.2000     0.000     0.000     0.000     1.000
   22   22    1   0.2000     0.000     0.000     0.000     1.000
   23   23    1   0.2000     0.000     0.000     0.000     1.000
   24   24    1   0.2000     0.000     0.000     0.000     1.000
   25   25    1   0.2000     0.000     0.000     0.000     1.000
   26   26    1   0.2000     0.000     0.000     0.000     1.000
   27   27    2   0.2000     0.000     0.000     0.000     1.000
   28   28    2   0.2000     0.000     0.000     0.000     1.000
   29   29    2   0.2000     0.000     0.000     0.000     1.000
   30   30    2   0.2000     0.000     0.000     0.000     1.000
   31   31    2   0.2000     0.000     0.000     0.000     1.000
```

32	32	2	0.2000	0.000	0.000	0.000	1.000
33	33	2	0.2000	0.000	0.000	0.000	1.000
34	34	2	0.2000	0.000	0.000	0.000	1.000
35	35	2	0.2000	0.000	0.000	0.000	1.000
36	36	2	0.2000	0.000	0.000	0.000	1.000
37	37	2	0.2000	0.000	0.000	0.000	1.000
38	38	2	0.2000	0.000	0.000	0.000	1.000
39	39	2	0.1000	0.000	0.000	0.000	1.000

```
+-----------------------------------------------------------------------------------------------------------------------+
|                   PARATIEPLUS(TM)   NLS ENGINE RELEASE  2018.0    FULL VERSION  *Build date:Nov 13, 2017*              |
|                                                                                                                       |
|                                    NewProject.BaseDesignSection_28.SISMICAGEO_1273                                    |
|                                   Exe Time : 4 September 2018 18:00:42                                                |
+-----------------------------------------------------------------------------------------------------------------------+
 ELEMENT GROUP NO.  2

0_R                                                                :
   5  39   0   1   0   0   0   0   0   0   0   0   0   0   0   2   0   0   0   0
....................................
..........2D PLASTIC SOIL ..........
....................................

element group behaviour throughout stage analysis

stage   status
-------------------
    1   active
    2   active
    3   active
    4   active

 material set no.    1

 prop( 1) angle              180.000
 prop( 2) layer as foreseen  1.00000


 material set no.    2

 prop( 1) angle              180.000
 prop( 2) layer as foreseen  2.00000


 element data

   el    n  mat      area     .....     .....     .....      flag
-------------------------------------------------------------------

    1    1    1   0.1000     0.000     0.000     0.000     2.000
    2    2    1   0.2000     0.000     0.000     0.000     2.000
    3    3    1   0.2000     0.000     0.000     0.000     2.000
    4    4    1   0.2000     0.000     0.000     0.000     2.000
    5    5    1   0.2000     0.000     0.000     0.000     2.000
    6    6    1   0.2000     0.000     0.000     0.000     2.000
    7    7    1   0.2000     0.000     0.000     0.000     2.000
    8    8    1   0.2000     0.000     0.000     0.000     2.000
    9    9    1   0.2000     0.000     0.000     0.000     2.000
   10   10    1   0.2000     0.000     0.000     0.000     2.000
   11   11    1   0.2000     0.000     0.000     0.000     2.000
   12   12    1   0.2000     0.000     0.000     0.000     2.000
   13   13    1   0.2000     0.000     0.000     0.000     2.000
   14   14    1   0.2000     0.000     0.000     0.000     2.000
   15   15    1   0.2000     0.000     0.000     0.000     2.000
   16   16    1   0.2000     0.000     0.000     0.000     2.000
   17   17    1   0.1500     0.000     0.000     0.000     2.000
   18   18    1   0.1500     0.000     0.000     0.000     2.000
   19   19    1   0.2000     0.000     0.000     0.000     2.000
   20   20    1   0.2000     0.000     0.000     0.000     2.000
   21   21    1   0.2000     0.000     0.000     0.000     2.000
   22   22    1   0.2000     0.000     0.000     0.000     2.000
   23   23    1   0.2000     0.000     0.000     0.000     2.000
   24   24    1   0.2000     0.000     0.000     0.000     2.000
   25   25    1   0.2000     0.000     0.000     0.000     2.000
   26   26    1   0.2000     0.000     0.000     0.000     2.000
   27   27    2   0.2000     0.000     0.000     0.000     2.000
   28   28    2   0.2000     0.000     0.000     0.000     2.000
   29   29    2   0.2000     0.000     0.000     0.000     2.000
   30   30    2   0.2000     0.000     0.000     0.000     2.000
   31   31    2   0.2000     0.000     0.000     0.000     2.000
```

32	32	2	0.2000	0.000	0.000	0.000	2.000
33	33	2	0.2000	0.000	0.000	0.000	2.000
34	34	2	0.2000	0.000	0.000	0.000	2.000
35	35	2	0.2000	0.000	0.000	0.000	2.000
36	36	2	0.2000	0.000	0.000	0.000	2.000
37	37	2	0.2000	0.000	0.000	0.000	2.000
38	38	2	0.2000	0.000	0.000	0.000	2.000
39	39	2	0.1000	0.000	0.000	0.000	2.000

```
+-----------------------------------------------------------------------------------------------------------------------+
|                   PARATIEPLUS(TM)   NLS ENGINE RELEASE  2018.0    FULL VERSION  *Build date:Nov 13, 2017*              |
|                                                                                                                       |
|                                    NewProject.BaseDesignSection_28.SISMICAGEO_1273                                    |
|                                   Exe Time : 4 September 2018 18:00:42                                                |
+-----------------------------------------------------------------------------------------------------------------------+
 ELEMENT GROUP NO.  3

WallElement_33                                                  :
   2  38   0   1   0   0   0   0   0   0   0   0   0   0   0   1   0   0   1   0
....................................
..........2D WALL ELEMENT...........
....................................

element group behaviour throughout stage analysis

stage   status
-------------------
    1   active
    2   active
    3   active
    4   active

 material set no.    1

 prop( 1) young modulus      0.314800E+08
 prop( 2) modification  time  0.00000
 prop( 3) new young modulus   0.00000
 prop( 4) poisson ratio       0.00000
 prop( 5) future ............0.224200E-43

 no. of step variable items:     1
 step  inertia multipier
--------------------------
    1   1.000
    2   1.000
    3   1.000
    4   1.000

 element data

   el   na   nb  mat      erc1      erc2     thick      by-i      by-j
-------------------------------------------------------------

    1    1    2    1    0.000     0.000    0.9794     0.000     0.000
    2    2    3    1    0.000     0.000    0.9794     0.000     0.000
    3    3    4    1    0.000     0.000    0.9794     0.000     0.000
    4    4    5    1    0.000     0.000    0.9794     0.000     0.000
    5    5    6    1    0.000     0.000    0.9794     0.000     0.000
    6    6    7    1    0.000     0.000    0.9794     0.000     0.000
    7    7    8    1    0.000     0.000    0.9794     0.000     0.000
    8    8    9    1    0.000     0.000    0.9794     0.000     0.000
    9    9   10    1    0.000     0.000    0.9794     0.000     0.000
   10   10   11    1    0.000     0.000    0.9794     0.000     0.000
   11   11   12    1    0.000     0.000    0.9794     0.000     0.000
   12   12   13    1    0.000     0.000    0.9794     0.000     0.000
   13   13   14    1    0.000     0.000    0.9794     0.000     0.000
   14   14   15    1    0.000     0.000    0.9794     0.000     0.000
   15   15   16    1    0.000     0.000    0.9794     0.000     0.000
   16   16   17    1    0.000     0.000    0.9794     0.000     0.000
   17   17   18    1    0.000     0.000    0.9794     0.000     0.000
   18   18   19    1    0.000     0.000    0.9794     0.000     0.000
   19   19   20    1    0.000     0.000    0.9794     0.000     0.000
   20   20   21    1    0.000     0.000    0.9794     0.000     0.000
   21   21   22    1    0.000     0.000    0.9794     0.000     0.000
   22   22   23    1    0.000     0.000    0.9794     0.000     0.000
   23   23   24    1    0.000     0.000    0.9794     0.000     0.000
   24   24   25    1    0.000     0.000    0.9794     0.000     0.000
   25   25   26    1    0.000     0.000    0.9794     0.000     0.000
   26   26   27    1    0.000     0.000    0.9794     0.000     0.000
   27   27   28    1    0.000     0.000    0.9794     0.000     0.000
```

28	28	29	1	0.000	0.000	0.9794	0.000	0.000
29	29	30	1	0.000	0.000	0.9794	0.000	0.000
30	30	31	1	0.000	0.000	0.9794	0.000	0.000
31	31	32	1	0.000	0.000	0.9794	0.000	0.000
32	32	33	1	0.000	0.000	0.9794	0.000	0.000
33	33	34	1	0.000	0.000	0.9794	0.000	0.000
34	34	35	1	0.000	0.000	0.9794	0.000	0.000
35	35	36	1	0.000	0.000	0.9794	0.000	0.000
36	36	37	1	0.000	0.000	0.9794	0.000	0.000
37	37	38	1	0.000	0.000	0.9794	0.000	0.000
38	38	39	1	0.000	0.000	0.9794	0.000	0.000

```
+-----------------------------------------------------------------------------------------------------------------------+
|                   PARATIEPLUS(TM)   NLS ENGINE RELEASE  2018.0    FULL VERSION  *Build date:Nov 13, 2017*              |
|                                                                                                                       |
|                                    NewProject.BaseDesignSection_28.SISMICAGEO_1273                                    |
|                                   Exe Time : 4 September 2018 18:00:42                                                |
+-----------------------------------------------------------------------------------------------------------------------+
 ELEMENT GROUP NO.  4

WallElement_New_20092                                          :
   2  17   0   1   0   1   0   0   0   0   0   0   0   0   0   1   0   0   1   0
....................................
..........2D WALL ELEMENT...........
....................................
** REMARK: ELEMENTS IN THIS GROUP ARE CONNECTED TO SLAVE D.O.F.s **


element group behaviour throughout stage analysis

stage   status
-------------------
    1  inactive
    2  inactive
    3   active
    4   active

 material set no.    1

 prop( 1) young modulus      0.299600E+08
 prop( 2) modification  time  0.00000
 prop( 3) new young modulus   0.00000
 prop( 4) poisson ratio       0.00000
 prop( 5) future ............ 0.00000

 no. of step variable items:     1
 step  inertia multipier
--------------------------
    1   1.000
    2   1.000
    3   1.000
    4   1.000

 element data

   el   na   nb  mat      erc1      erc2     thick      by-i      by-j
-------------------------------------------------------------

    1    1    2    1    0.000     0.000    0.2000     0.000     0.000
    2    2    3    1    0.000     0.000    0.2000     0.000     0.000
    3    3    4    1    0.000     0.000    0.2000     0.000     0.000
    4    4    5    1    0.000     0.000    0.2000     0.000     0.000
    5    5    6    1    0.000     0.000    0.2000     0.000     0.000
    6    6    7    1    0.000     0.000    0.2000     0.000     0.000
    7    7    8    1    0.000     0.000    0.2000     0.000     0.000
    8    8    9    1    0.000     0.000    0.2000     0.000     0.000
    9    9   10    1    0.000     0.000    0.2000     0.000     0.000
   10   10   11    1    0.000     0.000    0.2000     0.000     0.000
   11   11   12    1    0.000     0.000    0.2000     0.000     0.000
   12   12   13    1    0.000     0.000    0.2000     0.000     0.000
   13   13   14    1    0.000     0.000    0.2000     0.000     0.000
   14   14   15    1    0.000     0.000    0.2000     0.000     0.000
   15   15   16    1    0.000     0.000    0.2000     0.000     0.000
   16   16   17    1    0.000     0.000    0.2000     0.000     0.000
   17   17   18    1    0.000     0.000    0.2000     0.000     0.000
```

```
+-------------------------------------------------------------------------------------------------------------------------+
|                   PARATIEPLUS(TM)   NLS ENGINE RELEASE  2018.0    FULL VERSION  *Build date:Nov 13, 2017*              |
|                                                                                                                         |
|                                    NewProject.BaseDesignSection_28.SISMICAGEO_1273                                      |
|                                   Exe Time : 4 September 2018 18:00:42                                                  |
+-------------------------------------------------------------------------------------------------------------------------+


NO. OF NODAL LOADS  (NLOAD) ...................    0
NO. OF LOAD CURVES  (NLCUR) ...................    8
MAXIMUM POINTS/LCURVE (NPTM)...................    5
```

```
+-------------------------------------------------------------------------------------------------------------------------+
|                  PARATIEPLUS(TM)   NLS ENGINE RELEASE  2018.0    FULL VERSION  *Build date:Nov 13, 2017*              |
|                                                                                                                         |
|                                    NewProject.BaseDesignSection_28.SISMICAGEO_1273                                      |
|                                   Exe Time : 4 September 2018 18:00:42                                                  |
+-------------------------------------------------------------------------------------------------------------------------+
L O A D     D A T A


    LOAD FUNCTION NUMBER   =    1
    NUMBER OF TIME POINTS  =    5

    TIME VALUE      FUNCTION

       0.00000    0.0000E+00
       0.80000    0.0000E+00
       1.00000    0.1000E+01
       1.20000    0.0000E+00
       5.00000    0.0000E+00


    LOAD FUNCTION NUMBER   =    2
    NUMBER OF TIME POINTS  =    5

    TIME VALUE      FUNCTION

       0.00000    0.0000E+00
       1.80000    0.0000E+00
       2.00000    0.1000E+01
       2.20000    0.0000E+00
       5.00000    0.0000E+00


    LOAD FUNCTION NUMBER   =    3
    NUMBER OF TIME POINTS  =    5

    TIME VALUE      FUNCTION

       0.00000    0.0000E+00
       2.80000    0.0000E+00
       3.00000    0.1000E+01
       3.20000    0.0000E+00
       5.00000    0.0000E+00


    LOAD FUNCTION NUMBER   =    4
    NUMBER OF TIME POINTS  =    5

    TIME VALUE      FUNCTION

       0.00000    0.0000E+00
       3.80000    0.0000E+00
       4.00000    0.1000E+01
       4.20000    0.0000E+00
       5.00000    0.0000E+00


    LOAD FUNCTION NUMBER   =    5
    NUMBER OF TIME POINTS  =    4

    TIME VALUE      FUNCTION

       0.00000    0.0000E+00
       0.80000    0.0000E+00
       1.00000    0.1000E+01
       5.00000    0.1000E+01
```

```
     LOAD FUNCTION NUMBER   =    6
     NUMBER OF TIME POINTS  =    4

     TIME VALUE      FUNCTION

        0.00000    0.0000E+00
        1.80000    0.0000E+00
        2.00000    0.1000E+01
        5.00000    0.1000E+01


     LOAD FUNCTION NUMBER   =    7
     NUMBER OF TIME POINTS  =    4

     TIME VALUE      FUNCTION

        0.00000    0.0000E+00
        2.80000    0.0000E+00
        3.00000    0.1000E+01
        5.00000    0.1000E+01


     LOAD FUNCTION NUMBER   =    8
     NUMBER OF TIME POINTS  =    4

     TIME VALUE      FUNCTION

        0.00000    0.0000E+00
        3.80000    0.0000E+00
        4.00000    0.1000E+01
        5.00000    0.1000E+01


NO. OF DISTRIBUTED LOAD CARDS     0
```

```
+-------------------------------------------------------------------------------------------------------------------------+
|                   PARATIEPLUS(TM)   NLS ENGINE RELEASE  2018.0    FULL VERSION  *Build date:Nov 13, 2017*               |
|                                                                                                                         |
|                                    NewProject.BaseDesignSection_28.SISMICAGEO_1273                                      |
|                                   Exe Time : 4 September 2018 18:00:42                                                  |
+-------------------------------------------------------------------------------------------------------------------------+
L O A D     B A L A N C E

STEP     1 TOTAL APPLIED LOAD IN DIR.  2  Y-DISPL.F       0.0000000
STEP     1 TOTAL APPLIED LOAD IN DIR.  4   X-ROT. F       0.0000000
STEP     1 TOTAL APPLIED LOAD IN DIR.  8  Y-DISPL.S       0.0000000
STEP     1 TOTAL APPLIED LOAD IN DIR. 10   X-ROT. S       0.0000000
STEP     1 TOTAL APPLIED LOAD IN DIR. 14  Y-FORCE         0.0000000

STEP     2 TOTAL APPLIED LOAD IN DIR.  2  Y-DISPL.F       0.0000000
STEP     2 TOTAL APPLIED LOAD IN DIR.  4   X-ROT. F       0.0000000
STEP     2 TOTAL APPLIED LOAD IN DIR.  8  Y-DISPL.S       0.0000000
STEP     2 TOTAL APPLIED LOAD IN DIR. 10   X-ROT. S       0.0000000
STEP     2 TOTAL APPLIED LOAD IN DIR. 14  Y-FORCE         0.0000000

STEP     3 TOTAL APPLIED LOAD IN DIR.  2  Y-DISPL.F       0.0000000
STEP     3 TOTAL APPLIED LOAD IN DIR.  4   X-ROT. F       0.0000000
STEP     3 TOTAL APPLIED LOAD IN DIR.  8  Y-DISPL.S       0.0000000
STEP     3 TOTAL APPLIED LOAD IN DIR. 10   X-ROT. S       0.0000000
STEP     3 TOTAL APPLIED LOAD IN DIR. 14  Y-FORCE         0.0000000

STEP     4 TOTAL APPLIED LOAD IN DIR.  2  Y-DISPL.F       0.0000000
STEP     4 TOTAL APPLIED LOAD IN DIR.  4   X-ROT. F       0.0000000
STEP     4 TOTAL APPLIED LOAD IN DIR.  8  Y-DISPL.S       0.0000000
STEP     4 TOTAL APPLIED LOAD IN DIR. 10   X-ROT. S       0.0000000
STEP     4 TOTAL APPLIED LOAD IN DIR. 14  Y-FORCE         0.0000000


                    LOAD INPUT SECTION COMPLETED
```

```
+-------------------------------------------------------------------------------------------------------------------------+
|                   PARATIEPLUS(TM)   NLS ENGINE RELEASE  2018.0    FULL VERSION  *Build date:Nov 13, 2017*              |
|                                                                                                                         |
|                                    NewProject.BaseDesignSection_28.SISMICAGEO_1273                                      |
|                                   Exe Time : 4 September 2018 18:00:42                                                  |
+-------------------------------------------------------------------------------------------------------------------------+


NO. OF LAYERS ..............................    2
NO. OF DATA PER LAYER.......................  100
```

```
+-------------------------------------------------------------------------------------------------------------------------+
|                   PARATIEPLUS(TM)   NLS ENGINE RELEASE  2018.0    FULL VERSION  *Build date:Nov 13, 2017*               |
|                                                                                                                         |
|                                    NewProject.BaseDesignSection_28.SISMICAGEO_1273                                      |
|                                   Exe Time : 4 September 2018 18:00:42                                                  |
+-------------------------------------------------------------------------------------------------------------------------+

LAYER DESCRIPTORS FOR STEP NO.    1


 NON ZERO LAYER DESCRIPTORS FOR LAYER NO.    1 FOR STEP NO.    1

ITEM NO.   1<NAME    >=  12.000     (BOTH WALLS)
ITEM NO.   2<NATURE  >=  1.0000     (BOTH WALLS)
ITEM NO.   3<LEVEL   >=  0.0000     (BOTH WALLS)
ITEM NO.   4<WALL    >=  1.0000     (BOTH WALLS)
ITEM NO.   5<GAMMAD  >=  16.000     (BOTH WALLS)
ITEM NO.   6<GAMMAB  >=  6.0000     (BOTH WALLS)
ITEM NO.   7<GAMMAW  >=  10.000     (BOTH WALLS)
ITEM NO.   9<U-FRICT >=  24.790     WALL NO.        1
ITEM NO.   9<U-FRICT >=  30.000     WALL NO.        2
ITEM NO.  10<U-KA    >= 0.40900     WALL NO.        1
ITEM NO.  11<U-KP    >=  3.1850     WALL NO.        1
ITEM NO.  12<K0-NC   >= 0.50000     (BOTH WALLS)
ITEM NO.  13<NEXP    >= 0.50000     (BOTH WALLS)
ITEM NO.  14<OCR     >=  1.0000     (BOTH WALLS)
ITEM NO.  16<MODEL   >=  1.0000     (BOTH WALLS)
ITEM NO.  17<EVC     >=  30000.     (BOTH WALLS)
ITEM NO.  18<EUR     >=  48000.     (BOTH WALLS)
ITEM NO.  27<U-PERM  >= 0.10000E-04 (BOTH WALLS)
ITEM NO.  52<D-NATURE>=  1.0000     (BOTH WALLS)
ITEM NO.  53<D-LEVEL >=  0.0000     (BOTH WALLS)
ITEM NO.  59<D-FRICT >=  24.790     WALL NO.        1
ITEM NO.  59<D-FRICT >=  30.000     WALL NO.        2
ITEM NO.  60<D-KA    >= 0.40900     WALL NO.        1
ITEM NO.  61<D-KP    >=  3.1850     WALL NO.        1
ITEM NO.  77<D-PERM  >= 0.10000E-04 (BOTH WALLS)

 NON ZERO LAYER DESCRIPTORS FOR LAYER NO.    2 FOR STEP NO.    1

ITEM NO.   1<NAME    >=  13.000     (BOTH WALLS)
ITEM NO.   2<NATURE  >=  1.0000     (BOTH WALLS)
ITEM NO.   3<LEVEL   >= -5.0000     (BOTH WALLS)
ITEM NO.   4<WALL    >=  1.0000     (BOTH WALLS)
ITEM NO.   5<GAMMAD  >=  16.000     (BOTH WALLS)
ITEM NO.   6<GAMMAB  >=  6.0000     (BOTH WALLS)
ITEM NO.   7<GAMMAW  >=  10.000     (BOTH WALLS)
ITEM NO.   8<U-COHE  >= 0.80000     WALL NO.        1
ITEM NO.   8<U-COHE  >=  1.0000     WALL NO.        2
ITEM NO.   9<U-FRICT >=  27.450     WALL NO.        1
ITEM NO.   9<U-FRICT >=  33.000     WALL NO.        2
ITEM NO.  10<U-KA    >= 0.36900     WALL NO.        1
ITEM NO.  11<U-KP    >=  3.6950     WALL NO.        1
ITEM NO.  12<K0-NC   >= 0.50000     (BOTH WALLS)
ITEM NO.  13<NEXP    >= 0.50000     (BOTH WALLS)
ITEM NO.  14<OCR     >=  1.0000     (BOTH WALLS)
ITEM NO.  16<MODEL   >=  1.0000     (BOTH WALLS)
ITEM NO.  17<EVC     >=  68000.     (BOTH WALLS)
ITEM NO.  18<EUR     >= 0.10880E+06 (BOTH WALLS)
ITEM NO.  27<U-PERM  >= 0.10000E-04 (BOTH WALLS)
ITEM NO.  52<D-NATURE>=  1.0000     (BOTH WALLS)
ITEM NO.  53<D-LEVEL >=  0.0000     (BOTH WALLS)
ITEM NO.  58<D-COHE  >= 0.80000     WALL NO.        1
ITEM NO.  58<D-COHE  >=  1.0000     WALL NO.        2
ITEM NO.  59<D-FRICT >=  27.450     WALL NO.        1
ITEM NO.  59<D-FRICT >=  33.000     WALL NO.        2
ITEM NO.  60<D-KA    >= 0.36900     WALL NO.        1
ITEM NO.  61<D-KP    >=  3.6950     WALL NO.        1
ITEM NO.  77<D-PERM  >= 0.10000E-04 (BOTH WALLS)

LAYER DESCRIPTORS FOR STEP NO.    2
```

```
 NON ZERO LAYER DESCRIPTORS FOR LAYER NO.    1 FOR STEP NO.    2

ITEM NO.   1<NAME    >=  12.000     (BOTH WALLS)
ITEM NO.   2<NATURE  >=  1.0000     (BOTH WALLS)
ITEM NO.   3<LEVEL   >=  0.0000     (BOTH WALLS)
ITEM NO.   4<WALL    >=  1.0000     (BOTH WALLS)
ITEM NO.   5<GAMMAD  >=  16.000     (BOTH WALLS)
ITEM NO.   6<GAMMAB  >=  6.0000     (BOTH WALLS)
ITEM NO.   7<GAMMAW  >=  10.000     (BOTH WALLS)
ITEM NO.   9<U-FRICT >=  24.790     WALL NO.        1
ITEM NO.   9<U-FRICT >=  30.000     WALL NO.        2
ITEM NO.  10<U-KA    >= 0.40900     WALL NO.        1
ITEM NO.  11<U-KP    >=  3.1850     WALL NO.        1
ITEM NO.  12<K0-NC   >= 0.50000     (BOTH WALLS)
ITEM NO.  13<NEXP    >= 0.50000     (BOTH WALLS)
ITEM NO.  14<OCR     >=  1.0000     (BOTH WALLS)
ITEM NO.  16<MODEL   >=  1.0000     (BOTH WALLS)
ITEM NO.  17<EVC     >=  30000.     (BOTH WALLS)
ITEM NO.  18<EUR     >=  48000.     (BOTH WALLS)
ITEM NO.  27<U-PERM  >= 0.10000E-04 (BOTH WALLS)
ITEM NO.  52<D-NATURE>=  1.0000     (BOTH WALLS)
ITEM NO.  53<D-LEVEL >=  0.0000     (BOTH WALLS)
ITEM NO.  59<D-FRICT >=  24.790     WALL NO.        1
ITEM NO.  59<D-FRICT >=  30.000     WALL NO.        2
ITEM NO.  60<D-KA    >= 0.40900     WALL NO.        1
ITEM NO.  61<D-KP    >=  3.1850     WALL NO.        1
ITEM NO.  77<D-PERM  >= 0.10000E-04 (BOTH WALLS)

 NON ZERO LAYER DESCRIPTORS FOR LAYER NO.    2 FOR STEP NO.    2

ITEM NO.   1<NAME    >=  13.000     (BOTH WALLS)
ITEM NO.   2<NATURE  >=  1.0000     (BOTH WALLS)
ITEM NO.   3<LEVEL   >= -5.0000     (BOTH WALLS)
ITEM NO.   4<WALL    >=  1.0000     (BOTH WALLS)
ITEM NO.   5<GAMMAD  >=  16.000     (BOTH WALLS)
ITEM NO.   6<GAMMAB  >=  6.0000     (BOTH WALLS)
ITEM NO.   7<GAMMAW  >=  10.000     (BOTH WALLS)
ITEM NO.   8<U-COHE  >= 0.80000     WALL NO.        1
ITEM NO.   8<U-COHE  >=  1.0000     WALL NO.        2
ITEM NO.   9<U-FRICT >=  27.450     WALL NO.        1
ITEM NO.   9<U-FRICT >=  33.000     WALL NO.        2
ITEM NO.  10<U-KA    >= 0.36900     WALL NO.        1
ITEM NO.  11<U-KP    >=  3.6950     WALL NO.        1
ITEM NO.  12<K0-NC   >= 0.50000     (BOTH WALLS)
ITEM NO.  13<NEXP    >= 0.50000     (BOTH WALLS)
ITEM NO.  14<OCR     >=  1.0000     (BOTH WALLS)
ITEM NO.  16<MODEL   >=  1.0000     (BOTH WALLS)
ITEM NO.  17<EVC     >=  68000.     (BOTH WALLS)
ITEM NO.  18<EUR     >= 0.10880E+06 (BOTH WALLS)
ITEM NO.  27<U-PERM  >= 0.10000E-04 (BOTH WALLS)
ITEM NO.  52<D-NATURE>=  1.0000     (BOTH WALLS)
ITEM NO.  53<D-LEVEL >=  0.0000     (BOTH WALLS)
ITEM NO.  58<D-COHE  >= 0.80000     WALL NO.        1
ITEM NO.  58<D-COHE  >=  1.0000     WALL NO.        2
ITEM NO.  59<D-FRICT >=  27.450     WALL NO.        1
ITEM NO.  59<D-FRICT >=  33.000     WALL NO.        2
ITEM NO.  60<D-KA    >= 0.36900     WALL NO.        1
ITEM NO.  61<D-KP    >=  3.6950     WALL NO.        1
ITEM NO.  77<D-PERM  >= 0.10000E-04 (BOTH WALLS)

LAYER DESCRIPTORS FOR STEP NO.    3

 NON ZERO LAYER DESCRIPTORS FOR LAYER NO.    1 FOR STEP NO.    3

ITEM NO.   1<NAME    >=  12.000     (BOTH WALLS)
ITEM NO.   2<NATURE  >=  1.0000     (BOTH WALLS)
ITEM NO.   3<LEVEL   >=  0.0000     (BOTH WALLS)
ITEM NO.   4<WALL    >=  1.0000     (BOTH WALLS)
ITEM NO.   5<GAMMAD  >=  16.000     (BOTH WALLS)
ITEM NO.   6<GAMMAB  >=  6.0000     (BOTH WALLS)
ITEM NO.   7<GAMMAW  >=  10.000     (BOTH WALLS)
```

```
ITEM NO.   9<U-FRICT >=  24.790     WALL NO.        1
ITEM NO.   9<U-FRICT >=  30.000     WALL NO.        2
ITEM NO.  10<U-KA    >= 0.40900     WALL NO.        1
ITEM NO.  11<U-KP    >=  3.1850     WALL NO.        1
ITEM NO.  12<K0-NC   >= 0.50000     (BOTH WALLS)
ITEM NO.  13<NEXP    >= 0.50000     (BOTH WALLS)
ITEM NO.  14<OCR     >=  1.0000     (BOTH WALLS)
ITEM NO.  16<MODEL   >=  1.0000     (BOTH WALLS)
ITEM NO.  17<EVC     >=  30000.     (BOTH WALLS)
ITEM NO.  18<EUR     >=  48000.     (BOTH WALLS)
ITEM NO.  27<U-PERM  >= 0.10000E-04 (BOTH WALLS)
ITEM NO.  52<D-NATURE>=  1.0000     (BOTH WALLS)
ITEM NO.  53<D-LEVEL >=  0.0000     (BOTH WALLS)
ITEM NO.  59<D-FRICT >=  24.790     WALL NO.        1
ITEM NO.  59<D-FRICT >=  30.000     WALL NO.        2
ITEM NO.  60<D-KA    >= 0.40900     WALL NO.        1
ITEM NO.  61<D-KP    >=  3.1850     WALL NO.        1
ITEM NO.  77<D-PERM  >= 0.10000E-04 (BOTH WALLS)

 NON ZERO LAYER DESCRIPTORS FOR LAYER NO.    2 FOR STEP NO.    3

ITEM NO.   1<NAME    >=  13.000     (BOTH WALLS)
ITEM NO.   2<NATURE  >=  1.0000     (BOTH WALLS)
ITEM NO.   3<LEVEL   >= -5.0000     (BOTH WALLS)
ITEM NO.   4<WALL    >=  1.0000     (BOTH WALLS)
ITEM NO.   5<GAMMAD  >=  16.000     (BOTH WALLS)
ITEM NO.   6<GAMMAB  >=  6.0000     (BOTH WALLS)
ITEM NO.   7<GAMMAW  >=  10.000     (BOTH WALLS)
ITEM NO.   8<U-COHE  >= 0.80000     WALL NO.        1
ITEM NO.   8<U-COHE  >=  1.0000     WALL NO.        2
ITEM NO.   9<U-FRICT >=  27.450     WALL NO.        1
ITEM NO.   9<U-FRICT >=  33.000     WALL NO.        2
ITEM NO.  10<U-KA    >= 0.36900     WALL NO.        1
ITEM NO.  11<U-KP    >=  3.6950     WALL NO.        1
ITEM NO.  12<K0-NC   >= 0.50000     (BOTH WALLS)
ITEM NO.  13<NEXP    >= 0.50000     (BOTH WALLS)
ITEM NO.  14<OCR     >=  1.0000     (BOTH WALLS)
ITEM NO.  16<MODEL   >=  1.0000     (BOTH WALLS)
ITEM NO.  17<EVC     >=  68000.     (BOTH WALLS)
ITEM NO.  18<EUR     >= 0.10880E+06 (BOTH WALLS)
ITEM NO.  27<U-PERM  >= 0.10000E-04 (BOTH WALLS)
ITEM NO.  52<D-NATURE>=  1.0000     (BOTH WALLS)
ITEM NO.  53<D-LEVEL >=  0.0000     (BOTH WALLS)
ITEM NO.  58<D-COHE  >= 0.80000     WALL NO.        1
ITEM NO.  58<D-COHE  >=  1.0000     WALL NO.        2
ITEM NO.  59<D-FRICT >=  27.450     WALL NO.        1
ITEM NO.  59<D-FRICT >=  33.000     WALL NO.        2
ITEM NO.  60<D-KA    >= 0.36900     WALL NO.        1
ITEM NO.  61<D-KP    >=  3.6950     WALL NO.        1
ITEM NO.  77<D-PERM  >= 0.10000E-04 (BOTH WALLS)

LAYER DESCRIPTORS FOR STEP NO.    4

 NON ZERO LAYER DESCRIPTORS FOR LAYER NO.    1 FOR STEP NO.    4

ITEM NO.   1<NAME    >=  12.000     (BOTH WALLS)
ITEM NO.   2<NATURE  >=  1.0000     (BOTH WALLS)
ITEM NO.   3<LEVEL   >=  0.0000     (BOTH WALLS)
ITEM NO.   4<WALL    >=  1.0000     (BOTH WALLS)
ITEM NO.   5<GAMMAD  >=  16.000     (BOTH WALLS)
ITEM NO.   6<GAMMAB  >=  6.0000     (BOTH WALLS)
ITEM NO.   7<GAMMAW  >=  10.000     (BOTH WALLS)
ITEM NO.   9<U-FRICT >=  24.790     WALL NO.        1
ITEM NO.   9<U-FRICT >=  30.000     WALL NO.        2
ITEM NO.  10<U-KA    >= 0.40900     WALL NO.        1
ITEM NO.  11<U-KP    >=  3.1850     WALL NO.        1
ITEM NO.  12<K0-NC   >= 0.50000     (BOTH WALLS)
ITEM NO.  13<NEXP    >= 0.50000     (BOTH WALLS)
ITEM NO.  14<OCR     >=  1.0000     (BOTH WALLS)
ITEM NO.  16<MODEL   >=  1.0000     (BOTH WALLS)
ITEM NO.  17<EVC     >=  30000.     (BOTH WALLS)
ITEM NO.  18<EUR     >=  48000.     (BOTH WALLS)
ITEM NO.  27<U-PERM  >= 0.10000E-04 (BOTH WALLS)
```

```
ITEM NO.  52<D-NATURE>=  1.0000     (BOTH WALLS)
ITEM NO.  53<D-LEVEL >=  0.0000     (BOTH WALLS)
ITEM NO.  59<D-FRICT >=  24.790     WALL NO.        1
ITEM NO.  59<D-FRICT >=  30.000     WALL NO.        2
ITEM NO.  60<D-KA    >= 0.40900     WALL NO.        1
ITEM NO.  61<D-KP    >=  3.1850     WALL NO.        1
ITEM NO.  77<D-PERM  >= 0.10000E-04 (BOTH WALLS)

 NON ZERO LAYER DESCRIPTORS FOR LAYER NO.    2 FOR STEP NO.    4

ITEM NO.   1<NAME    >=  13.000     (BOTH WALLS)
ITEM NO.   2<NATURE  >=  1.0000     (BOTH WALLS)
ITEM NO.   3<LEVEL   >= -5.0000     (BOTH WALLS)
ITEM NO.   4<WALL    >=  1.0000     (BOTH WALLS)
ITEM NO.   5<GAMMAD  >=  16.000     (BOTH WALLS)
ITEM NO.   6<GAMMAB  >=  6.0000     (BOTH WALLS)
ITEM NO.   7<GAMMAW  >=  10.000     (BOTH WALLS)
ITEM NO.   8<U-COHE  >= 0.80000     WALL NO.        1
ITEM NO.   8<U-COHE  >=  1.0000     WALL NO.        2
ITEM NO.   9<U-FRICT >=  27.450     WALL NO.        1
ITEM NO.   9<U-FRICT >=  33.000     WALL NO.        2
ITEM NO.  10<U-KA    >= 0.36900     WALL NO.        1
ITEM NO.  11<U-KP    >=  3.6950     WALL NO.        1
ITEM NO.  12<K0-NC   >= 0.50000     (BOTH WALLS)
ITEM NO.  13<NEXP    >= 0.50000     (BOTH WALLS)
ITEM NO.  14<OCR     >=  1.0000     (BOTH WALLS)
ITEM NO.  16<MODEL   >=  1.0000     (BOTH WALLS)
ITEM NO.  17<EVC     >=  68000.     (BOTH WALLS)
ITEM NO.  18<EUR     >= 0.10880E+06 (BOTH WALLS)
ITEM NO.  27<U-PERM  >= 0.10000E-04 (BOTH WALLS)
ITEM NO.  52<D-NATURE>=  1.0000     (BOTH WALLS)
ITEM NO.  53<D-LEVEL >=  0.0000     (BOTH WALLS)
ITEM NO.  58<D-COHE  >= 0.80000     WALL NO.        1
ITEM NO.  58<D-COHE  >=  1.0000     WALL NO.        2
ITEM NO.  59<D-FRICT >=  27.450     WALL NO.        1
ITEM NO.  59<D-FRICT >=  33.000     WALL NO.        2
ITEM NO.  60<D-KA    >= 0.36900     WALL NO.        1
ITEM NO.  61<D-KP    >=  3.6950     WALL NO.        1
ITEM NO.  77<D-PERM  >= 0.10000E-04 (BOTH WALLS)


DEFAULT WATER UNIT WEIGHT =  10.000
AVERAGED ON     8 VALUES
```

```
+-----------------------------------------------------------------------------------------------------------------------+
|                   PARATIEPLUS(TM)   NLS ENGINE RELEASE  2018.0    FULL VERSION  *Build date:Nov 13, 2017*              |
|                                                                                                                       |
|                                    NewProject.BaseDesignSection_28.SISMICAGEO_1273                                    |
|                                   Exe Time : 4 September 2018 18:00:42                                                |
+-----------------------------------------------------------------------------------------------------------------------+

PHASE DESCRIPTORS


STEP  NO.     1
                                        LEFT WALL    RIGHT WALL
Y                                        0.000       -0.9990E+30
Z-PC                                     0.000         0.000
Z-EXCAVATION                             0.000         0.000
Z-WATER_TABLE                           -18.00       -0.9990E+30
Q_AT_THE_FREE_FIELD_LEVEL                0.000         0.000
ZQ                                       0.000         0.000
DZW_OF_THE_WATER_TABLE                   0.000         0.000
QS_ON_THE_EXCAVATION_SIDE                0.000         0.000
ZQS                                     -0.9990E+30   -0.9990E+30
ZCUT                                     0.000         0.000
BALANCE LEVEL FOR PORE PRESSURES        -7.500        -7.500
WATER_BEHAVIOUR_FLAG (LINING OPT)        0.000         0.000
PORE_UPDATE_FLAG                         0.000         0.000
PORE_TAB. _FLAG (gt.0= use tabs)         0.000         0.000
lateral thrusts reduction elevatio       0.000         0.000
Downhill reduction factor for effe       0.000         0.000
Downhill reduction factor for pore       0.000         0.000
Uphill reduction factor for effect       0.000         0.000
Uphill reduction factor for pore p       0.000         0.000
SEISMIC HORIZONTAL ACCEL. Kh [g]         0.000         0.000
UPHILL VERTICAL ACCEL.  Kv_uh [g]        0.000         0.000
DOWNHILL VERTICAL ACCEL.Kv_dh [g]        0.000         0.000
UPHILL BETA ANGLE (SLOPE) [deg]          0.000         0.000
UPHILL DELTA/PHI RATIO                   0.000         0.000
DOWNHILL BETA ANGLE (SLOPE) [deg]        0.000         0.000
DOWNHILL DELTA/PHI RATIO                 0.000         0.000
DYN.WATER BEHAVIOUR                      0.000         0.000
Excess pore pressure RATIO Ru            0.000         0.000
SEISMIC PRESSURE LOWER VALUE             0.000         0.000
SEISMIC PRESSURE UPPER VALUE             0.000         0.000
SEISMIC PRESSURE LOWER LEVEL             0.000         0.000
SEISMIC PRESSURE UPPER LEVEL             0.000         0.000

=========================================================================================================end of step    1


STEP  NO.     2
                                        LEFT WALL    RIGHT WALL
Y                                        0.000       -0.9990E+30
Z-PC                                     0.000         0.000
Z-EXCAVATION                            -3.500         0.000
Z-WATER_TABLE                           -18.00       -0.9990E+30
Q_AT_THE_FREE_FIELD_LEVEL                0.000         0.000
ZQ                                       0.000         0.000
DZW_OF_THE_WATER_TABLE                   0.000         0.000
QS_ON_THE_EXCAVATION_SIDE                0.000         0.000
ZQS                                     -0.9990E+30   -0.9990E+30
ZCUT                                     0.000         0.000
BALANCE LEVEL FOR PORE PRESSURES        -7.500        -7.500
WATER_BEHAVIOUR_FLAG (LINING OPT)        0.000         0.000
PORE_UPDATE_FLAG                         0.000         0.000
PORE_TAB. _FLAG (gt.0= use tabs)         0.000         0.000
lateral thrusts reduction elevatio       0.000         0.000
Downhill reduction factor for effe       0.000         0.000
Downhill reduction factor for pore       0.000         0.000
Uphill reduction factor for effect       0.000         0.000
Uphill reduction factor for pore p       0.000         0.000
SEISMIC HORIZONTAL ACCEL. Kh [g]         0.000         0.000
UPHILL VERTICAL ACCEL.  Kv_uh [g]        0.000         0.000
```

DOWNHILL VERTICAL ACCEL.Kv_dh [g]	0.000	0.000
UPHILL BETA ANGLE (SLOPE) [deg]	0.000	0.000
UPHILL DELTA/PHI RATIO	0.000	0.000
DOWNHILL BETA ANGLE (SLOPE) [deg]	0.000	0.000
DOWNHILL DELTA/PHI RATIO	0.000	0.000
DYN.WATER BEHAVIOUR	0.000	0.000
Excess pore pressure RATIO Ru	0.000	0.000
SEISMIC PRESSURE LOWER VALUE	0.000	0.000
SEISMIC PRESSURE UPPER VALUE	0.000	0.000
SEISMIC PRESSURE LOWER LEVEL	0.000	0.000
SEISMIC PRESSURE UPPER LEVEL	0.000	0.000

==========end of step 2

STEP NO. 3

	LEFT WALL	RIGHT WALL
Y	0.000	-0.9990E+30
Z-PC	0.000	0.000
Z-EXCAVATION	-3.300	0.000
Z-WATER_TABLE	-18.00	-0.9990E+30
Q_AT_THE_FREE_FIELD_LEVEL	0.000	0.000
ZQ	0.000	0.000
DZW_OF_THE_WATER_TABLE	0.000	0.000
QS_ON_THE_EXCAVATION_SIDE	0.000	0.000
ZQS	-0.9990E+30	-0.9990E+30
ZCUT	0.000	0.000
BALANCE LEVEL FOR PORE PRESSURES	-7.500	-7.500
WATER_BEHAVIOUR_FLAG (LINING OPT)	0.000	0.000
PORE_UPDATE_FLAG	0.000	0.000
PORE_TAB. _FLAG (gt.0= use tabs)	0.000	0.000
lateral thrusts reduction elevatio	0.000	0.000
Downhill reduction factor for effe	0.000	0.000
Downhill reduction factor for pore	0.000	0.000
Uphill reduction factor for effect	0.000	0.000
Uphill reduction factor for pore p	0.000	0.000
SEISMIC HORIZONTAL ACCEL. Kh [g]	0.000	0.000
UPHILL VERTICAL ACCEL. Kv_uh [g]	0.000	0.000
DOWNHILL VERTICAL ACCEL.Kv_dh [g]	0.000	0.000
UPHILL BETA ANGLE (SLOPE) [deg]	0.000	0.000
UPHILL DELTA/PHI RATIO	0.000	0.000
DOWNHILL BETA ANGLE (SLOPE) [deg]	0.000	0.000
DOWNHILL DELTA/PHI RATIO	0.000	0.000
DYN.WATER BEHAVIOUR	0.000	0.000
Excess pore pressure RATIO Ru	0.000	0.000
SEISMIC PRESSURE LOWER VALUE	0.000	0.000
SEISMIC PRESSURE UPPER VALUE	0.000	0.000
SEISMIC PRESSURE LOWER LEVEL	0.000	0.000
SEISMIC PRESSURE UPPER LEVEL	0.000	0.000

==========end of step 3

STEP NO. 4

	LEFT WALL	RIGHT WALL
Y	0.000	-0.9990E+30
Z-PC	0.000	0.000
Z-EXCAVATION	-3.300	0.000
Z-WATER_TABLE	-18.00	-0.9990E+30
Q_AT_THE_FREE_FIELD_LEVEL	0.000	0.000
ZQ	0.000	0.000
DZW_OF_THE_WATER_TABLE	0.000	0.000
QS_ON_THE_EXCAVATION_SIDE	0.000	0.000
ZQS	-0.9990E+30	-0.9990E+30
ZCUT	0.000	0.000
BALANCE LEVEL FOR PORE PRESSURES	-7.500	-7.500
WATER_BEHAVIOUR_FLAG (LINING OPT)	0.000	0.000
PORE_UPDATE_FLAG	0.000	0.000
PORE_TAB. _FLAG (gt.0= use tabs)	0.000	0.000
lateral thrusts reduction elevatio	0.000	0.000
Downhill reduction factor for effe	0.000	0.000
Downhill reduction factor for pore	0.000	0.000
Uphill reduction factor for effect	0.000	0.000
Uphill reduction factor for pore p	0.000	0.000

```
SEISMIC HORIZONTAL ACCEL. Kh [g]        0.000         0.000
UPHILL VERTICAL ACCEL.  Kv_uh [g]       0.000         0.000
DOWNHILL VERTICAL ACCEL.Kv_dh [g]       0.000         0.000
UPHILL BETA ANGLE (SLOPE) [deg]         0.000         0.000
UPHILL DELTA/PHI RATIO                  0.000         0.000
DOWNHILL BETA ANGLE (SLOPE) [deg]       0.000         0.000
DOWNHILL DELTA/PHI RATIO                0.000         0.000
DYN.WATER BEHAVIOUR                     0.000         0.000
Excess pore pressure RATIO Ru           0.000         0.000
SEISMIC PRESSURE LOWER VALUE            0.000         0.000
SEISMIC PRESSURE UPPER VALUE            0.000         0.000
SEISMIC PRESSURE LOWER LEVEL            0.000         0.000
SEISMIC PRESSURE UPPER LEVEL            0.000         0.000

==========================================================================================================end of step    4


 LEFT-HAND WALL

 LOWER  LEVEL          -7.50000
 UPPER  LEVEL           0.00000

 RIGHT-HAND WALL

 LOWER  LEVEL          -7.50000
 UPPER  LEVEL           0.00000



 ELEMENT GROUPS BACKUP AREA CAN STAY IN CORE AT
 POSITION        3655

 NO. OF D.P.W  FOR THIS AREA       5585
 MAX NO. OF D.P.W. AVAILABLE      81920
 ** MAX NO OF ITERATIONS SET TO          40

ITER     0 RNORM = 0.000     RMNORM= 0.000
           RINORM= 3509.     RIMNOR= 0.000
           RENORM= 0.000     REMNOR= 0.000     RATIO = 0.000     TOLER =0.1000E-03      CONVERGED !
           RFMAX = 11.68     RMMAX = 0.000
           RTSMAL=0.1000E-03 RMSMAL= 0.000
           RDT   = 3509.     RDR   = 0.000
           RATIOT= 0.000     RATIOR= 0.000
           MAX UN= 0.000     IEQ=   194 NODE     39 DOF   4   X-ROT. S
           MIN UN= 0.000     IEQ=     1 NODE      1 DOF   1  Y-DISPL.F
           NO. OF CONTACT CONSTRAINT VIOLATIONS     0
```

```
+-------------------------------------------------------------------------------------------------------------------------+
|                   PARATIEPLUS(TM)   NLS ENGINE RELEASE  2018.0    FULL VERSION  *Build date:Nov 13, 2017*              |
|                                                                                                                         |
|                                  NewProject.BaseDesignSection_28.SISMICAGEO_1273                                        |
|                                 Exe Time : 4 September 2018 18:00:42                                                    |
+-------------------------------------------------------------------------------------------------------------------------+
New Project
SOLUTION REACHED USING     0 ITERATIONS ON   40

no equilibrium iterations were performed to
obtain current solution

P R I N T   O U T   F O R   T I M E   S T E P    1     ( AT TIME   1.000     )

PRINT OUT OF ACTIVE COMPONENTS (FIXED NODES ARE NOT PRINTED OUT)
```

	Y-DISPL.F (02)	X-ROT. F (04)	Y-DISPL.S (08)	X-ROT. S (10)	Y-FORCE (14)	GAP	C-FORCE
1	0.000000	0.000000	0.000000	0.000000	0.000000	0.000000	0.000000
2	0.000000	0.000000	0.000000	0.000000	0.000000	0.000000	0.000000
3	0.000000	0.000000	0.000000	0.000000	0.000000	0.000000	0.000000
4	0.000000	0.000000	0.000000	0.000000	0.000000	0.000000	0.000000
5	0.000000	0.000000	0.000000	0.000000	0.000000	0.000000	0.000000
6	0.000000	0.000000	0.000000	0.000000	0.000000	0.000000	0.000000
7	0.000000	0.000000	0.000000	0.000000	0.000000	0.000000	0.000000
8	0.000000	0.000000	0.000000	0.000000	0.000000	0.000000	0.000000
9	0.000000	0.000000	0.000000	0.000000	0.000000	0.000000	0.000000
10	0.000000	0.000000	0.000000	0.000000	0.000000	0.000000	0.000000
11	0.000000	0.000000	0.000000	0.000000	0.000000	0.000000	0.000000
12	0.000000	0.000000	0.000000	0.000000	0.000000	0.000000	0.000000
13	0.000000	0.000000	0.000000	0.000000	0.000000	0.000000	0.000000
14	0.000000	0.000000	0.000000	0.000000	0.000000	0.000000	0.000000
15	0.000000	0.000000	0.000000	0.000000	0.000000	0.000000	0.000000
16	0.000000	0.000000	0.000000	0.000000	0.000000	0.000000	0.000000
17	0.000000	0.000000	0.000000	0.000000	0.000000	0.000000	0.000000
18	0.000000	0.000000	0.000000	0.000000	0.000000	0.000000	0.000000
19	0.000000	0.000000	0.000000	0.000000	0.000000	0.000000	0.000000
20	0.000000	0.000000	0.000000	0.000000	0.000000	0.000000	0.000000
21	0.000000	0.000000	0.000000	0.000000	0.000000	0.000000	0.000000
22	0.000000	0.000000	0.000000	0.000000	0.000000	0.000000	0.000000
23	0.000000	0.000000	0.000000	0.000000	0.000000	0.000000	0.000000
24	0.000000	0.000000	0.000000	0.000000	0.000000	0.000000	0.000000
25	0.000000	0.000000	0.000000	0.000000	0.000000	0.000000	0.000000
26	0.000000	0.000000	0.000000	0.000000	0.000000	0.000000	0.000000
27	0.000000	0.000000	0.000000	0.000000	0.000000	0.000000	0.000000
28	0.000000	0.000000	0.000000	0.000000	0.000000	0.000000	0.000000
29	0.000000	0.000000	0.000000	0.000000	0.000000	0.000000	0.000000
30	0.000000	0.000000	0.000000	0.000000	0.000000	0.000000	0.000000
31	0.000000	0.000000	0.000000	0.000000	0.000000	0.000000	0.000000
32	0.000000	0.000000	0.000000	0.000000	0.000000	0.000000	0.000000
33	0.000000	0.000000	0.000000	0.000000	0.000000	0.000000	0.000000
34	0.000000	0.000000	0.000000	0.000000	0.000000	0.000000	0.000000
35	0.000000	0.000000	0.000000	0.000000	0.000000	0.000000	0.000000
36	0.000000	0.000000	0.000000	0.000000	0.000000	0.000000	0.000000
37	0.000000	0.000000	0.000000	0.000000	0.000000	0.000000	0.000000
38	0.000000	0.000000	0.000000	0.000000	0.000000	0.000000	0.000000
39	0.000000	0.000000	0.000000	0.000000	0.000000	0.000000	0.000000

```
+-------------------------------------------------------------------------------------------------------------------------------+
|                  PARATIEPLUS(TM)   NLS ENGINE RELEASE  2018.0    FULL VERSION  *Build date:Nov 13, 2017*                    |
|                                                                                                                               |
|                                    NewProject.BaseDesignSection_28.SISMICAGEO_1273                                            |
|                                   Exe Time : 4 September 2018 18:00:42                                                        |
+-------------------------------------------------------------------------------------------------------------------------------+
New Project


S T R E S S   R E S U L T S   F O R   G R O U P   N O.   1

0_L                                                          :
ELEMENT TYPE    5 NO.OF ELEMENTS. IN THIS GROUP   39
C U R R E N T   T I M E   I S     1.0000

 HARDENING 2D SOIL ELEMENT

 ****** TOTAL STRESS FORMULATION *****

  EL *   FORCE     DISPL-Y  VERTICAL-P  HORIZON.-P     MAX-V-P     MAX-H-P          STATE   STIFFNESS Z-LEVEL      PORE
E FACTOR    UFACTOR       Peq          Su_a        Su_p     LAYER
 ------------------------------------------------------------------------------------------------------------------------------
-------------------------------------------------------------------------------------------
   1 D   0.000       0.000       0.000       0.000       0.000       0.000            V-C  4.6901E+04   0.000       0.000
1.000       1.000       0.000       0.000       0.000     DI1_164_167_L_0
   2 D  0.3200       0.000       3.200       1.600       3.200       1.600            V-C  4.6901E+04 -0.2000       0.000
1.000       1.000       1.600       0.000       0.000     DI1_164_167_L_0
   3 D  0.6400       0.000       6.400       3.200       6.400       3.200            V-C  4.6901E+04 -0.4000       0.000
1.000       1.000       3.200       0.000       0.000     DI1_164_167_L_0
   4 D  0.9600       0.000       9.600       4.800       9.600       4.800            V-C  4.6901E+04 -0.6000       0.000
1.000       1.000       4.800       0.000       0.000     DI1_164_167_L_0
   5 D   1.280       0.000       12.80       6.400       12.80       6.400            V-C  4.6901E+04 -0.8000       0.000
1.000       1.000       6.400       0.000       0.000     DI1_164_167_L_0
   6 D   1.600       0.000       16.00       8.000       16.00       8.000            V-C  4.6901E+04  -1.000       0.000
1.000       1.000       8.000       0.000       0.000     DI1_164_167_L_0
   7 D   1.920       0.000       19.20       9.600       19.20       9.600            V-C  4.6901E+04  -1.200       0.000
1.000       1.000       9.600       0.000       0.000     DI1_164_167_L_0
   8 D   2.240       0.000       22.40       11.20       22.40       11.20            V-C  4.6901E+04  -1.400       0.000
1.000       1.000       11.20       0.000       0.000     DI1_164_167_L_0
   9 D   2.560       0.000       25.60       12.80       25.60       12.80            V-C  4.6901E+04  -1.600       0.000
1.000       1.000       12.80       0.000       0.000     DI1_164_167_L_0
  10 D   2.880       0.000       28.80       14.40       28.80       14.40            V-C  4.6901E+04  -1.800       0.000
1.000       1.000       14.40       0.000       0.000     DI1_164_167_L_0
  11 D   3.200       0.000       32.00       16.00       32.00       16.00            V-C  4.6901E+04  -2.000       0.000
1.000       1.000       16.00       0.000       0.000     DI1_164_167_L_0
  12 D   3.520       0.000       35.20       17.60       35.20       17.60            V-C  4.6901E+04  -2.200       0.000
1.000       1.000       17.60       0.000       0.000     DI1_164_167_L_0
  13 D   3.840       0.000       38.40       19.20       38.40       19.20            V-C  4.6901E+04  -2.400       0.000
1.000       1.000       19.20       0.000       0.000     DI1_164_167_L_0
  14 D   4.160       0.000       41.60       20.80       41.60       20.80            V-C  4.6901E+04  -2.600       0.000
1.000       1.000       20.80       0.000       0.000     DI1_164_167_L_0
  15 D   4.480       0.000       44.80       22.40       44.80       22.40            V-C  4.6901E+04  -2.800       0.000
1.000       1.000       22.40       0.000       0.000     DI1_164_167_L_0
  16 D   4.800       0.000       48.00       24.00       48.00       24.00            V-C  4.6901E+04  -3.000       0.000
1.000       1.000       24.00       0.000       0.000     DI1_164_167_L_0
  17 D   3.840       0.000       51.20       25.60       51.20       25.60            V-C  4.6901E+04  -3.200       0.000
1.000       1.000       25.60       0.000       0.000     DI1_164_167_L_0
  18 D   3.960       0.000       52.80       26.40       52.80       26.40            V-C  4.6901E+04  -3.300       0.000
1.000       1.000       26.40       0.000       0.000     DI1_164_167_L_0
  19 D   5.600       0.000       56.00       28.00       56.00       28.00            V-C  4.6901E+04  -3.500       0.000
1.000       1.000       28.00       0.000       0.000     DI1_164_167_L_0
  20 D   5.920       0.000       59.20       29.60       59.20       29.60            V-C  4.6901E+04  -3.700       0.000
1.000       1.000       29.60       0.000       0.000     DI1_164_167_L_0
  21 D   6.240       0.000       62.40       31.20       62.40       31.20            V-C  4.6901E+04  -3.900       0.000
1.000       1.000       31.20       0.000       0.000     DI1_164_167_L_0
  22 D   6.560       0.000       65.60       32.80       65.60       32.80            V-C  4.6901E+04  -4.100       0.000
1.000       1.000       32.80       0.000       0.000     DI1_164_167_L_0
  23 D   6.880       0.000       68.80       34.40       68.80       34.40            V-C  4.6901E+04  -4.300       0.000
1.000       1.000       34.40       0.000       0.000     DI1_164_167_L_0
  24 D   7.200       0.000       72.00       36.00       72.00       36.00            V-C  4.6901E+04  -4.500       0.000
1.000       1.000       36.00       0.000       0.000     DI1_164_167_L_0
```

```
  25 D   7.520       0.000       75.20       37.60       75.20       37.60          V-C  4.6901E+04  -4.700       0.000
1.000       1.000       37.60       0.000       0.000     DI1_164_167_L_0
  26 D   7.840       0.000       78.40       39.20       78.40       39.20          V-C  4.6901E+04  -4.900       0.000
1.000       1.000       39.20       0.000       0.000     DI1_164_167_L_0
  27 D   8.160       0.000       81.60       40.80       81.60       40.80          V-C  1.1195E+05  -5.100       0.000
1.000       1.000       40.80       0.000       0.000     DI2_165_168_L_0
  28 D   8.480       0.000       84.80       42.40       84.80       42.40          V-C  1.1195E+05  -5.300       0.000
1.000       1.000       42.40       0.000       0.000     DI2_165_168_L_0
  29 D   8.800       0.000       88.00       44.00       88.00       44.00          V-C  1.1195E+05  -5.500       0.000
1.000       1.000       44.00       0.000       0.000     DI2_165_168_L_0
  30 D   9.120       0.000       91.20       45.60       91.20       45.60          V-C  1.1195E+05  -5.700       0.000
1.000       1.000       45.60       0.000       0.000     DI2_165_168_L_0
  31 D   9.440       0.000       94.40       47.20       94.40       47.20          V-C  1.1195E+05  -5.900       0.000
1.000       1.000       47.20       0.000       0.000     DI2_165_168_L_0
  32 D   9.760       0.000       97.60       48.80       97.60       48.80          V-C  1.1195E+05  -6.100       0.000
1.000       1.000       48.80       0.000       0.000     DI2_165_168_L_0
  33 D   10.08       0.000       100.8       50.40       100.8       50.40          V-C  1.1195E+05  -6.300       0.000
1.000       1.000       50.40       0.000       0.000     DI2_165_168_L_0
  34 D   10.40       0.000       104.0       52.00       104.0       52.00          V-C  1.1195E+05  -6.500       0.000
1.000       1.000       52.00       0.000       0.000     DI2_165_168_L_0
  35 D   10.72       0.000       107.2       53.60       107.2       53.60          V-C  1.1195E+05  -6.700       0.000
1.000       1.000       53.60       0.000       0.000     DI2_165_168_L_0
  36 D   11.04       0.000       110.4       55.20       110.4       55.20          V-C  1.1195E+05  -6.900       0.000
1.000       1.000       55.20       0.000       0.000     DI2_165_168_L_0
  37 D   11.36       0.000       113.6       56.80       113.6       56.80          V-C  1.1195E+05  -7.100       0.000
1.000       1.000       56.80       0.000       0.000     DI2_165_168_L_0
  38 D   11.68       0.000       116.8       58.40       116.8       58.40          V-C  1.1195E+05  -7.300       0.000
1.000       1.000       58.40       0.000       0.000     DI2_165_168_L_0
  39 D   6.000       0.000       120.0       60.00       120.0       60.00          V-C  1.1195E+05  -7.500       0.000
1.000       1.000       60.00       0.000       0.000     DI2_165_168_L_0
```

```
+-------------------------------------------------------------------------------------------------------------------------------+
|                  PARATIEPLUS(TM)   NLS ENGINE RELEASE  2018.0    FULL VERSION  *Build date:Nov 13, 2017*                    |
|                                                                                                                               |
|                                    NewProject.BaseDesignSection_28.SISMICAGEO_1273                                            |
|                                   Exe Time : 4 September 2018 18:00:42                                                        |
+-------------------------------------------------------------------------------------------------------------------------------+
New Project


S T R E S S   R E S U L T S   F O R   G R O U P   N O.   2

0_R                                                          :
ELEMENT TYPE    5 NO.OF ELEMENTS. IN THIS GROUP   39
C U R R E N T   T I M E   I S      1.0000

 HARDENING 2D SOIL ELEMENT

 ****** TOTAL STRESS FORMULATION *****

  EL *   FORCE     DISPL-Y  VERTICAL-P  HORIZON.-P     MAX-V-P     MAX-H-P           STATE   STIFFNESS Z-LEVEL      PORE
E FACTOR    UFACTOR       Peq           Su_a         Su_p     LAYER
 ------------------------------------------------------------------------------------------------------------------------------
-------------------------------------------------------------------------------------------
   1 D   0.000       0.000       0.000       0.000       0.000       0.000             V-C  3.8379E+04   0.000       0.000
1.000       1.000       0.000       0.000       0.000     DI1_164_167_L_0
   2 D  0.3200       0.000       3.200       1.600       3.200       1.600             V-C  3.8379E+04 -0.2000       0.000
1.000       1.000       1.600       0.000       0.000     DI1_164_167_L_0
   3 D  0.6400       0.000       6.400       3.200       6.400       3.200             V-C  3.8379E+04 -0.4000       0.000
1.000       1.000       3.200       0.000       0.000     DI1_164_167_L_0
   4 D  0.9600       0.000       9.600       4.800       9.600       4.800             V-C  3.8379E+04 -0.6000       0.000
1.000       1.000       4.800       0.000       0.000     DI1_164_167_L_0
   5 D   1.280       0.000       12.80       6.400       12.80       6.400             V-C  3.8379E+04 -0.8000       0.000
1.000       1.000       6.400       0.000       0.000     DI1_164_167_L_0
   6 D   1.600       0.000       16.00       8.000       16.00       8.000             V-C  3.8379E+04  -1.000       0.000
1.000       1.000       8.000       0.000       0.000     DI1_164_167_L_0
   7 D   1.920       0.000       19.20       9.600       19.20       9.600             V-C  3.8379E+04  -1.200       0.000
1.000       1.000       9.600       0.000       0.000     DI1_164_167_L_0
   8 D   2.240       0.000       22.40       11.20       22.40       11.20             V-C  3.8379E+04  -1.400       0.000
1.000       1.000       11.20       0.000       0.000     DI1_164_167_L_0
   9 D   2.560       0.000       25.60       12.80       25.60       12.80             V-C  3.8379E+04  -1.600       0.000
1.000       1.000       12.80       0.000       0.000     DI1_164_167_L_0
  10 D   2.880       0.000       28.80       14.40       28.80       14.40             V-C  3.8379E+04  -1.800       0.000
1.000       1.000       14.40       0.000       0.000     DI1_164_167_L_0
  11 D   3.200       0.000       32.00       16.00       32.00       16.00             V-C  3.8379E+04  -2.000       0.000
1.000       1.000       16.00       0.000       0.000     DI1_164_167_L_0
  12 D   3.520       0.000       35.20       17.60       35.20       17.60             V-C  3.8379E+04  -2.200       0.000
1.000       1.000       17.60       0.000       0.000     DI1_164_167_L_0
  13 D   3.840       0.000       38.40       19.20       38.40       19.20             V-C  3.8379E+04  -2.400       0.000
1.000       1.000       19.20       0.000       0.000     DI1_164_167_L_0
  14 D   4.160       0.000       41.60       20.80       41.60       20.80             V-C  3.8379E+04  -2.600       0.000
1.000       1.000       20.80       0.000       0.000     DI1_164_167_L_0
  15 D   4.480       0.000       44.80       22.40       44.80       22.40             V-C  3.8379E+04  -2.800       0.000
1.000       1.000       22.40       0.000       0.000     DI1_164_167_L_0
  16 D   4.800       0.000       48.00       24.00       48.00       24.00             V-C  3.8379E+04  -3.000       0.000
1.000       1.000       24.00       0.000       0.000     DI1_164_167_L_0
  17 D   3.840       0.000       51.20       25.60       51.20       25.60             V-C  3.8379E+04  -3.200       0.000
1.000       1.000       25.60       0.000       0.000     DI1_164_167_L_0
  18 D   3.960       0.000       52.80       26.40       52.80       26.40             V-C  3.8379E+04  -3.300       0.000
1.000       1.000       26.40       0.000       0.000     DI1_164_167_L_0
  19 D   5.600       0.000       56.00       28.00       56.00       28.00             V-C  3.8379E+04  -3.500       0.000
1.000       1.000       28.00       0.000       0.000     DI1_164_167_L_0
  20 D   5.920       0.000       59.20       29.60       59.20       29.60             V-C  3.8379E+04  -3.700       0.000
1.000       1.000       29.60       0.000       0.000     DI1_164_167_L_0
  21 D   6.240       0.000       62.40       31.20       62.40       31.20             V-C  3.8379E+04  -3.900       0.000
1.000       1.000       31.20       0.000       0.000     DI1_164_167_L_0
  22 D   6.560       0.000       65.60       32.80       65.60       32.80             V-C  3.8379E+04  -4.100       0.000
1.000       1.000       32.80       0.000       0.000     DI1_164_167_L_0
  23 D   6.880       0.000       68.80       34.40       68.80       34.40             V-C  3.8379E+04  -4.300       0.000
1.000       1.000       34.40       0.000       0.000     DI1_164_167_L_0
  24 D   7.200       0.000       72.00       36.00       72.00       36.00             V-C  3.8379E+04  -4.500       0.000
1.000       1.000       36.00       0.000       0.000     DI1_164_167_L_0
```

```
  25 D   7.520       0.000       75.20       37.60       75.20       37.60          V-C  3.8379E+04  -4.700       0.000
1.000       1.000       37.60       0.000       0.000     DI1_164_167_L_0
  26 D   7.840       0.000       78.40       39.20       78.40       39.20          V-C  3.8379E+04  -4.900       0.000
1.000       1.000       39.20       0.000       0.000     DI1_164_167_L_0
  27 D   8.160       0.000       81.60       40.80       81.60       40.80          V-C  8.2608E+04  -5.100       0.000
1.000       1.000       40.80       0.000       0.000     DI2_165_168_L_0
  28 D   8.480       0.000       84.80       42.40       84.80       42.40          V-C  8.2608E+04  -5.300       0.000
1.000       1.000       42.40       0.000       0.000     DI2_165_168_L_0
  29 D   8.800       0.000       88.00       44.00       88.00       44.00          V-C  8.2608E+04  -5.500       0.000
1.000       1.000       44.00       0.000       0.000     DI2_165_168_L_0
  30 D   9.120       0.000       91.20       45.60       91.20       45.60          V-C  8.2608E+04  -5.700       0.000
1.000       1.000       45.60       0.000       0.000     DI2_165_168_L_0
  31 D   9.440       0.000       94.40       47.20       94.40       47.20          V-C  8.2608E+04  -5.900       0.000
1.000       1.000       47.20       0.000       0.000     DI2_165_168_L_0
  32 D   9.760       0.000       97.60       48.80       97.60       48.80          V-C  8.2608E+04  -6.100       0.000
1.000       1.000       48.80       0.000       0.000     DI2_165_168_L_0
  33 D   10.08       0.000       100.8       50.40       100.8       50.40          V-C  8.2608E+04  -6.300       0.000
1.000       1.000       50.40       0.000       0.000     DI2_165_168_L_0
  34 D   10.40       0.000       104.0       52.00       104.0       52.00          V-C  8.2608E+04  -6.500       0.000
1.000       1.000       52.00       0.000       0.000     DI2_165_168_L_0
  35 D   10.72       0.000       107.2       53.60       107.2       53.60          V-C  8.2608E+04  -6.700       0.000
1.000       1.000       53.60       0.000       0.000     DI2_165_168_L_0
  36 D   11.04       0.000       110.4       55.20       110.4       55.20          V-C  8.2608E+04  -6.900       0.000
1.000       1.000       55.20       0.000       0.000     DI2_165_168_L_0
  37 D   11.36       0.000       113.6       56.80       113.6       56.80          V-C  8.2608E+04  -7.100       0.000
1.000       1.000       56.80       0.000       0.000     DI2_165_168_L_0
  38 D   11.68       0.000       116.8       58.40       116.8       58.40          V-C  8.2608E+04  -7.300       0.000
1.000       1.000       58.40       0.000       0.000     DI2_165_168_L_0
  39 D   6.000       0.000       120.0       60.00       120.0       60.00          V-C  8.2608E+04  -7.500       0.000
1.000       1.000       60.00       0.000       0.000     DI2_165_168_L_0
```

```
+-------------------------------------------------------------------------------------------------------------------------+
|                   PARATIEPLUS(TM)   NLS ENGINE RELEASE  2018.0    FULL VERSION  *Build date:Nov 13, 2017*              |
|                                                                                                                         |
|                                    NewProject.BaseDesignSection_28.SISMICAGEO_1273                                      |
|                                   Exe Time : 4 September 2018 18:00:42                                                  |
+-------------------------------------------------------------------------------------------------------------------------+
New Project


S T R E S S   R E S U L T S   F O R   G R O U P   N O.   3

WallElement_33                                                :
ELEMENT TYPE    2 NO.OF ELEMENTS. IN THIS GROUP   38
C U R R E N T   T I M E   I S     1.0000

 WALL2D ELEMENT

   EL      TA          TB          MA          MB
-------------------------------------------------------
    1  0.0000      0.0000      0.0000      0.0000
    2  0.0000      0.0000      0.0000      0.0000
    3  0.0000      0.0000      0.0000      0.0000
    4  0.0000      0.0000      0.0000      0.0000
    5  0.0000      0.0000      0.0000      0.0000
    6  0.0000      0.0000      0.0000      0.0000
    7  0.0000      0.0000      0.0000      0.0000
    8  0.0000      0.0000      0.0000      0.0000
    9  0.0000      0.0000      0.0000      0.0000
   10  0.0000      0.0000      0.0000      0.0000
   11  0.0000      0.0000      0.0000      0.0000
   12  0.0000      0.0000      0.0000      0.0000
   13  0.0000      0.0000      0.0000      0.0000
   14  0.0000      0.0000      0.0000      0.0000
   15  0.0000      0.0000      0.0000      0.0000
   16  0.0000      0.0000      0.0000      0.0000
   17  0.0000      0.0000      0.0000      0.0000
   18  0.0000      0.0000      0.0000      0.0000
   19  0.0000      0.0000      0.0000      0.0000
   20  0.0000      0.0000      0.0000      0.0000
   21  0.0000      0.0000      0.0000      0.0000
   22  0.0000      0.0000      0.0000      0.0000
   23  0.0000      0.0000      0.0000      0.0000
   24  0.0000      0.0000      0.0000      0.0000
   25  0.0000      0.0000      0.0000      0.0000
   26  0.0000      0.0000      0.0000      0.0000
   27  0.0000      0.0000      0.0000      0.0000
   28  0.0000      0.0000      0.0000      0.0000
   29  0.0000      0.0000      0.0000      0.0000
   30  0.0000      0.0000      0.0000      0.0000
   31  0.0000      0.0000      0.0000      0.0000
   32  0.0000      0.0000      0.0000      0.0000
   33  0.0000      0.0000      0.0000      0.0000
   34  0.0000      0.0000      0.0000      0.0000
   35  0.0000      0.0000      0.0000      0.0000
   36  0.0000      0.0000      0.0000      0.0000
   37  0.0000      0.0000      0.0000      0.0000
   38  0.0000      0.0000      0.0000      0.0000
```

```
+-------------------------------------------------------------------------------------------------------------------------------+
|                   PARATIEPLUS(TM)   NLS ENGINE RELEASE  2018.0    FULL VERSION  *Build date:Nov 13, 2017*                    |
|                                                                                                                               |
|                                    NewProject.BaseDesignSection_28.SISMICAGEO_1273                                            |
|                                   Exe Time : 4 September 2018 18:00:42                                                        |
+-------------------------------------------------------------------------------------------------------------------------------+
New Project


S T R E S S   R E S U L T S   F O R   G R O U P   N O.   4

WallElement_New_20092                                          :
ELEMENT TYPE    2 NO.OF ELEMENTS. IN THIS GROUP   17
C U R R E N T   T I M E   I S      1.0000

 WALL2D ELEMENT

   EL      TA          TB          MA          MB
-----------------------------------------------------

***** NO ONE ELEMENT ACTIVE AT CURRENT STEP *****

ITER     0 RNORM = 0.000     RMNORM= 0.000
           RINORM= 2367.     RIMNOR= 0.000
           RENORM= 441.6     REMNOR= 0.000     RATIO =0.4319     TOLER =0.1000E-03  NOT CONVERGED
           RFMAX = 11.68     RMMAX = 0.000
           RTSMAL=0.1000E-03 RMSMAL= 0.000
           RDT   = 2367.     RDR   = 0.000
           RATIOT=0.4319     RATIOR= 0.000
           MAX UN= 5.600     IEQ=    91 NODE     19 DOF   1  Y-DISPL.F
           MIN UN= 0.000     IEQ=     1 NODE      1 DOF   1  Y-DISPL.F
           NO. OF CONTACT CONSTRAINT VIOLATIONS     0


ITER     2 RNORM = 0.000     RMNORM= 0.000
           RINORM= 2367.     RIMNOR= 0.000
           RENORM= 83.92     REMNOR=0.1711E-18 RATIO =0.1883     TOLER =0.1000E-03  NOT CONVERGED
           RFMAX = 11.68     RMMAX = 0.000
           RTSMAL=0.1000E-03 RMSMAL= 0.000
           RDT   = 2367.     RDR   = 0.000
           RATIOT=0.1883     RATIOR= 0.000
           MAX UN= 2.959     IEQ=     6 NODE      2 DOF   1  Y-DISPL.F
           MIN UN=-.2885E-09 IEQ=   161 NODE     33 DOF   1  Y-DISPL.F
           NO. OF CONTACT CONSTRAINT VIOLATIONS     0


ITER     3 RNORM = 0.000     RMNORM= 0.000
           RINORM= 2367.     RIMNOR= 0.000
           RENORM= 281.5     REMNOR=0.9121E-17 RATIO =0.3449     TOLER =0.1000E-03  NOT CONVERGED
           RFMAX = 11.68     RMMAX = 0.000
           RTSMAL=0.1000E-03 RMSMAL= 0.000
           RDT   = 2367.     RDR   = 0.000
           RATIOT=0.3449     RATIOR= 0.000
           MAX UN= 9.653     IEQ=   101 NODE     21 DOF   1  Y-DISPL.F
           MIN UN=-4.873     IEQ=   186 NODE     38 DOF   1  Y-DISPL.F
           NO. OF CONTACT CONSTRAINT VIOLATIONS     0


ITER     4 RNORM = 0.000     RMNORM= 0.000
           RINORM= 2367.     RIMNOR= 0.000
           RENORM= 86.99     REMNOR=0.2696E-16 RATIO =0.1917     TOLER =0.1000E-03  NOT CONVERGED
           RFMAX = 11.68     RMMAX = 0.000
           RTSMAL=0.1000E-03 RMSMAL= 0.000
           RDT   = 2367.     RDR   = 0.000
           RATIOT=0.1917     RATIOR= 0.000
           MAX UN= 6.723     IEQ=   131 NODE     27 DOF   1  Y-DISPL.F
           MIN UN=-2.809     IEQ=   176 NODE     36 DOF   1  Y-DISPL.F
           NO. OF CONTACT CONSTRAINT VIOLATIONS     0


ITER     5 RNORM = 0.000     RMNORM= 0.000
```

```
  RINORM= 2367.     RIMNOR= 0.000
  RENORM= 21.66     REMNOR=0.1237E-16 RATIO =0.9565E-01 TOLER =0.1000E-03  NOT CONVERGED
  RFMAX = 11.68     RMMAX = 0.000
  RTSMAL=0.1000E-03 RMSMAL= 0.000
  RDT   = 2367.     RDR   = 0.000
  RATIOT=0.9565E-01 RATIOR= 0.000
  MAX UN= 4.078     IEQ=   141 NODE     29 DOF   1  Y-DISPL.F
  MIN UN=-.1318E-02 IEQ=   193 NODE     39 DOF   3  Y-DISPL.S
  NO. OF CONTACT CONSTRAINT VIOLATIONS     0


ITER     6 RNORM = 0.000     RMNORM= 0.000
  RINORM= 2367.     RIMNOR= 0.000
  RENORM=0.1811     REMNOR=0.2012E-16 RATIO =0.8747E-02 TOLER =0.1000E-03  NOT CONVERGED
  RFMAX = 11.68     RMMAX = 0.000
  RTSMAL=0.1000E-03 RMSMAL= 0.000
  RDT   = 2367.     RDR   = 0.000
  RATIOT=0.8747E-02 RATIOR= 0.000
  MAX UN=0.2198     IEQ=   146 NODE     30 DOF   1  Y-DISPL.F
  MIN UN=-.3247     IEQ=   171 NODE     35 DOF   1  Y-DISPL.F
  NO. OF CONTACT CONSTRAINT VIOLATIONS     0


ITER     7 RNORM = 0.000     RMNORM= 0.000
  RINORM= 2367.     RIMNOR= 0.000
  RENORM=0.1572E-05 REMNOR=0.2033E-16 RATIO =0.2577E-04 TOLER =0.1000E-03      CONVERGED !
  RFMAX = 11.68     RMMAX = 0.000
  RTSMAL=0.1000E-03 RMSMAL= 0.000
  RDT   = 2367.     RDR   = 0.000
  RATIOT=0.2577E-04 RATIOR= 0.000
  MAX UN=0.3655E-03 IEQ=     3 NODE      1 DOF   3  Y-DISPL.S
  MIN UN=-.4543E-04 IEQ=   193 NODE     39 DOF   3  Y-DISPL.S
  NO. OF CONTACT CONSTRAINT VIOLATIONS     0
```

```
+-------------------------------------------------------------------------------------------------------------------------+
|                   PARATIEPLUS(TM)   NLS ENGINE RELEASE  2018.0    FULL VERSION  *Build date:Nov 13, 2017*               |
|                                                                                                                         |
|                                    NewProject.BaseDesignSection_28.SISMICAGEO_1273                                      |
|                                   Exe Time : 4 September 2018 18:00:42                                                  |
+-------------------------------------------------------------------------------------------------------------------------+
New Project
SOLUTION REACHED USING     7 ITERATIONS ON   40

P R I N T   O U T   F O R   T I M E   S T E P   2     ( AT TIME   2.000     )

PRINT OUT OF ACTIVE COMPONENTS (FIXED NODES ARE NOT PRINTED OUT)
```

	Y-DISPL.F (02)	X-ROT. F (04)	Y-DISPL.S (08)	X-ROT. S (10)	Y-FORCE (14)	GAP	C-FORCE
1	4.0383064E-02	-6.1117619E-03	4.0383064E-02	0.000000	-9.8871132E-14	-6.9388939E-18	-3.6550687E-04
2	3.9160712E-02	-6.1117619E-03	3.9160712E-02	0.000000	-4.7951050E-14	0.000000	-3.5453095E-04
3	3.7938360E-02	-6.1117598E-03	3.7938360E-02	0.000000	-4.6466535E-14	-6.9388939E-18	-3.4355504E-04
4	3.6716009E-02	-6.1117492E-03	3.6716009E-02	0.000000	-4.4982024E-14	0.000000	-3.3257916E-04
5	3.5493661E-02	-6.1117195E-03	3.5493661E-02	0.000000	-4.3497521E-14	-6.9388939E-18	-3.2160333E-04
6	3.4271323E-02	-6.1116558E-03	3.4271323E-02	0.000000	-4.2013030E-14	0.000000	-3.1062760E-04
7	3.3049002E-02	-6.1115391E-03	3.3049002E-02	0.000000	-4.0528558E-14	-6.9388939E-18	-2.9965200E-04
8	3.1826712E-02	-6.1113459E-03	3.1826712E-02	0.000000	-3.9044111E-14	-6.9388939E-18	-2.8867660E-04
9	3.0604471E-02	-6.1110487E-03	3.0604471E-02	0.000000	-3.7559698E-14	6.9388939E-18	-2.7770144E-04
10	2.9382302E-02	-6.1106156E-03	2.9382302E-02	0.000000	-3.6075328E-14	0.000000	-2.6672659E-04
11	2.8160236E-02	-6.1100105E-03	2.8160236E-02	0.000000	-3.4591010E-14	3.4694470E-18	-2.5575214E-04
12	2.6938312E-02	-6.1091930E-03	2.6938312E-02	0.000000	-3.3106756E-14	-3.4694470E-18	-2.4477816E-04
13	2.5716576E-02	-6.1081185E-03	2.5716576E-02	0.000000	-3.1622578E-14	0.000000	-2.3380473E-04
14	2.4495085E-02	-6.1067382E-03	2.4495085E-02	0.000000	-3.0138488E-14	0.000000	-2.2283197E-04
15	2.3273905E-02	-6.1049990E-03	2.3273905E-02	0.000000	-2.8654500E-14	-3.4694470E-18	-2.1185995E-04
16	2.2053113E-02	-6.1028435E-03	2.2053113E-02	0.000000	-2.7170833E-14	1.0408341E-17	-2.0088880E-04
17	2.0832793E-02	-6.1002101E-03	2.0832793E-02	0.000000	-5.7080644E-15	0.000000	-1.8991857E-04
18	2.0222853E-02	-6.0986959E-03	2.0222853E-02	0.000000	-5.5432128E-15	-3.4694470E-18	-1.8443394E-04
19	1.9003451E-02	-6.0952206E-03	1.9003451E-02	0.000000	-2.3461563E-14	-3.4694470E-18	-1.7346545E-04
20	1.7784808E-02	-6.0910949E-03	1.7784808E-02	0.000000	-2.1978225E-14	6.9388939E-18	-1.6249823E-04
21	1.6567060E-02	-6.0862588E-03	1.6567060E-02	0.000000	-2.0495077E-14	3.4694470E-18	-1.5153243E-04
22	1.5350354E-02	-6.0806812E-03	1.5350354E-02	0.000000	-1.9012139E-14	-3.4694470E-18	-1.4056818E-04
23	1.4134838E-02	-6.0743599E-03	1.4134838E-02	0.000000	-1.7529430E-14	0.000000	-1.2960562E-04
24	1.2920658E-02	-6.0673214E-03	1.2920658E-02	0.000000	-1.6046848E-14	3.4694470E-18	-1.1864489E-04
25	1.1707959E-02	-6.0596212E-03	1.1707959E-02	0.000000	-1.4564673E-14	3.4694470E-18	-1.0768620E-04
26	1.0496854E-02	-6.0513435E-03	1.0496854E-02	0.000000	-1.3082878E-14	-1.7347235E-18	-9.6729585E-05
27	9.2874527E-03	-6.0426013E-03	9.2874527E-03	0.000000	-1.1601249E-14	-1.7347235E-18	-8.5775261E-05
28	8.0798327E-03	-6.0335698E-03	8.0798327E-03	0.000000	-1.0119989E-14	0.000000	-7.4823383E-05
29	6.8740282E-03	-6.0244885E-03	6.8740282E-03	0.000000	-8.6390163E-15	0.000000	-6.3874111E-05
30	5.6700283E-03	-6.0156318E-03	5.6700283E-03	0.000000	-7.1585015E-15	0.000000	-5.2927660E-05
31	4.4677459E-03	-6.0073084E-03	4.4677459E-03	0.000000	-5.6784346E-15	8.6736174E-19	-4.1984206E-05
32	3.2670497E-03	-5.9998142E-03	3.2670497E-03	0.000000	-4.1988185E-15	0.000000	-3.1044482E-05
33	2.0677495E-03	-5.9933807E-03	2.0677495E-03	0.000000	-2.7197636E-15	-4.3368087E-19	-2.0108907E-05
34	8.6961572E-04	-5.9881724E-03	8.6961572E-04	0.000000	-1.2412692E-15	-2.1684043E-19	-9.1775455E-06
35	-3.2760160E-04	-5.9842864E-03	-3.2760160E-04	0.000000	2.3665021E-16	1.0842022E-19	1.7497156E-06
36	-1.5241796E-03	-5.9817023E-03	-1.5241796E-03	0.000000	1.7141018E-15	2.1684043E-19	1.2673423E-05
37	-2.7203580E-03	-5.9802506E-03	-2.7203580E-03	0.000000	3.1912132E-15	8.6736174E-19	2.3594628E-05
38	-3.9163365E-03	-5.9796486E-03	-3.9163365E-03	0.000000	4.6682531E-15	0.000000	3.4514528E-05
39	-5.1122669E-03	-5.9795188E-03	-5.1122669E-03	0.000000	1.2290644E-14	-8.6736174E-19	4.5434150E-05

```
+-------------------------------------------------------------------------------------------------------------------------------+
|                   PARATIEPLUS(TM)   NLS ENGINE RELEASE  2018.0    FULL VERSION  *Build date:Nov 13, 2017*                    |
|                                                                                                                               |
|                                    NewProject.BaseDesignSection_28.SISMICAGEO_1273                                            |
|                                   Exe Time : 4 September 2018 18:00:42                                                        |
+-------------------------------------------------------------------------------------------------------------------------------+
New Project


S T R E S S   R E S U L T S   F O R   G R O U P   N O.   1

0_L                                                          :
ELEMENT TYPE    5 NO.OF ELEMENTS. IN THIS GROUP   39
C U R R E N T   T I M E   I S      2.0000

 HARDENING 2D SOIL ELEMENT

 ****** TOTAL STRESS FORMULATION *****

  EL *   FORCE     DISPL-Y  VERTICAL-P  HORIZON.-P     MAX-V-P     MAX-H-P           STATE   STIFFNESS Z-LEVEL      PORE
E FACTOR    UFACTOR       Peq           Su_a         Su_p     LAYER
 ------------------------------------------------------------------------------------------------------------------------------
-------------------------------------------------------------------------------------------
   1 D   0.000     -4.0383E-02   0.000       0.000       0.000       0.000          ACTIVE   0.000       0.000       0.000
1.000       1.000       0.000       0.000       0.000     DI1_164_167_L_0
   2 D  0.2618     -3.9161E-02   3.200       1.309       3.200       1.600          ACTIVE   0.000     -0.2000       0.000
1.000       1.000       1.309       0.000       0.000     DI1_164_167_L_0
   3 D  0.5235     -3.7938E-02   6.400       2.618       6.400       3.200          ACTIVE   0.000     -0.4000       0.000
1.000       1.000       2.618       0.000       0.000     DI1_164_167_L_0
   4 D  0.7853     -3.6716E-02   9.600       3.926       9.600       4.800          ACTIVE   0.000     -0.6000       0.000
1.000       1.000       3.926       0.000       0.000     DI1_164_167_L_0
   5 D   1.047     -3.5494E-02   12.80       5.235       12.80       6.400          ACTIVE   0.000     -0.8000       0.000
1.000       1.000       5.235       0.000       0.000     DI1_164_167_L_0
   6 D   1.309     -3.4271E-02   16.00       6.544       16.00       8.000          ACTIVE   0.000      -1.000       0.000
1.000       1.000       6.544       0.000       0.000     DI1_164_167_L_0
   7 D   1.571     -3.3049E-02   19.20       7.853       19.20       9.600          ACTIVE   0.000      -1.200       0.000
1.000       1.000       7.853       0.000       0.000     DI1_164_167_L_0
   8 D   1.832     -3.1827E-02   22.40       9.162       22.40       11.20          ACTIVE   0.000      -1.400       0.000
1.000       1.000       9.162       0.000       0.000     DI1_164_167_L_0
   9 D   2.094     -3.0604E-02   25.60       10.47       25.60       12.80          ACTIVE   0.000      -1.600       0.000
1.000       1.000       10.47       0.000       0.000     DI1_164_167_L_0
  10 D   2.356     -2.9382E-02   28.80       11.78       28.80       14.40          ACTIVE   0.000      -1.800       0.000
1.000       1.000       11.78       0.000       0.000     DI1_164_167_L_0
  11 D   2.618     -2.8160E-02   32.00       13.09       32.00       16.00          ACTIVE   0.000      -2.000       0.000
1.000       1.000       13.09       0.000       0.000     DI1_164_167_L_0
  12 D   2.879     -2.6938E-02   35.20       14.40       35.20       17.60          ACTIVE   0.000      -2.200       0.000
1.000       1.000       14.40       0.000       0.000     DI1_164_167_L_0
  13 D   3.141     -2.5717E-02   38.40       15.71       38.40       19.20          ACTIVE   0.000      -2.400       0.000
1.000       1.000       15.71       0.000       0.000     DI1_164_167_L_0
  14 D   3.403     -2.4495E-02   41.60       17.01       41.60       20.80          ACTIVE   0.000      -2.600       0.000
1.000       1.000       17.01       0.000       0.000     DI1_164_167_L_0
  15 D   3.665     -2.3274E-02   44.80       18.32       44.80       22.40          ACTIVE   0.000      -2.800       0.000
1.000       1.000       18.32       0.000       0.000     DI1_164_167_L_0
  16 D   3.926     -2.2053E-02   48.00       19.63       48.00       24.00          ACTIVE   0.000      -3.000       0.000
1.000       1.000       19.63       0.000       0.000     DI1_164_167_L_0
  17 D   3.141     -2.0833E-02   51.20       20.94       51.20       25.60          ACTIVE   0.000      -3.200       0.000
1.000       1.000       20.94       0.000       0.000     DI1_164_167_L_0
  18 D   3.239     -2.0223E-02   52.80       21.60       52.80       26.40          ACTIVE   0.000      -3.300       0.000
1.000       1.000       21.60       0.000       0.000     DI1_164_167_L_0
  19 D   4.581     -1.9003E-02   56.00       22.90       56.00       28.00          ACTIVE   0.000      -3.500       0.000
1.000       1.000       22.90       0.000       0.000     DI1_164_167_L_0
  20 D   4.843     -1.7785E-02   59.20       24.21       59.20       29.60          ACTIVE   0.000      -3.700       0.000
1.000       1.000       24.21       0.000       0.000     DI1_164_167_L_0
  21 D   5.104     -1.6567E-02   62.40       25.52       62.40       31.20          ACTIVE   0.000      -3.900       0.000
1.000       1.000       25.52       0.000       0.000     DI1_164_167_L_0
  22 D   5.366     -1.5350E-02   65.60       26.83       65.60       32.80          ACTIVE   0.000      -4.100       0.000
1.000       1.000       26.83       0.000       0.000     DI1_164_167_L_0
  23 D   5.628     -1.4135E-02   68.80       28.14       68.80       34.40          ACTIVE   0.000      -4.300       0.000
1.000       1.000       28.14       0.000       0.000     DI1_164_167_L_0
  24 D   5.890     -1.2921E-02   72.00       29.45       72.00       36.00          ACTIVE   0.000      -4.500       0.000
1.000       1.000       29.45       0.000       0.000     DI1_164_167_L_0
```

```
  25 D   6.151     -1.1708E-02   75.20       30.76       75.20       37.60          ACTIVE   0.000      -4.700       0.000
1.000       1.000       30.76       0.000       0.000     DI1_164_167_L_0
  26 D   6.413     -1.0497E-02   78.40       32.07       78.40       39.20          ACTIVE   0.000      -4.900       0.000
1.000       1.000       32.07       0.000       0.000     DI1_164_167_L_0
  27 D   5.828     -9.2875E-03   81.60       29.14       81.60       40.80          ACTIVE   0.000      -5.100       0.000
1.000       1.000       29.14       0.000       0.000     DI2_165_168_L_0
  28 D   6.064     -8.0798E-03   84.80       30.32       84.80       42.40          ACTIVE   0.000      -5.300       0.000
1.000       1.000       30.32       0.000       0.000     DI2_165_168_L_0
  29 D   6.300     -6.8740E-03   88.00       31.50       88.00       44.00          ACTIVE   0.000      -5.500       0.000
1.000       1.000       31.50       0.000       0.000     DI2_165_168_L_0
  30 D   6.536     -5.6700E-03   91.20       32.68       91.20       45.60          ACTIVE   0.000      -5.700       0.000
1.000       1.000       32.68       0.000       0.000     DI2_165_168_L_0
  31 D   6.772     -4.4677E-03   94.40       33.86       94.40       47.20          ACTIVE   0.000      -5.900       0.000
1.000       1.000       33.86       0.000       0.000     DI2_165_168_L_0
  32 D   7.008     -3.2670E-03   97.60       35.04       97.60       48.80          ACTIVE   0.000      -6.100       0.000
1.000       1.000       35.04       0.000       0.000     DI2_165_168_L_0
  33 D   7.245     -2.0677E-03   100.8       36.22       100.8       50.40          ACTIVE   0.000      -6.300       0.000
1.000       1.000       36.22       0.000       0.000     DI2_165_168_L_0
  34 D   7.481     -8.6962E-04   104.0       37.40       104.0       52.00          ACTIVE   0.000      -6.500       0.000
1.000       1.000       37.40       0.000       0.000     DI2_165_168_L_0
  35 D   11.97      3.2760E-04   107.2       59.86       107.2       64.12           UL-RL   3.8383E+04 -6.700       0.000
1.000       1.000       59.86       0.000       0.000     DI2_165_168_L_0
  36 D   18.33      1.5242E-03   110.4       91.67       110.4       91.92           UL-RL   3.8383E+04 -6.900       0.000
1.000       1.000       91.67       0.000       0.000     DI2_165_168_L_0
  37 D   24.41      2.7204E-03   113.6       122.1       113.6       122.1             V-C   2.3989E+04 -7.100       0.000
1.000       1.000       122.1       0.000       0.000     DI2_165_168_L_0
  38 D   30.47      3.9163E-03   116.8       152.4       116.8       152.4             V-C   2.3989E+04 -7.300       0.000
1.000       1.000       152.4       0.000       0.000     DI2_165_168_L_0
  39 D   18.26      5.1123E-03   120.0       182.6       120.0       182.6             V-C   2.3989E+04 -7.500       0.000
1.000       1.000       182.6       0.000       0.000     DI2_165_168_L_0
```

```
+-------------------------------------------------------------------------------------------------------------------------------+
|                  PARATIEPLUS(TM)   NLS ENGINE RELEASE  2018.0    FULL VERSION  *Build date:Nov 13, 2017*                    |
|                                                                                                                               |
|                                    NewProject.BaseDesignSection_28.SISMICAGEO_1273                                            |
|                                   Exe Time : 4 September 2018 18:00:42                                                        |
+-------------------------------------------------------------------------------------------------------------------------------+
New Project


S T R E S S   R E S U L T S   F O R   G R O U P   N O.   2

0_R                                                              :
ELEMENT TYPE    5 NO.OF ELEMENTS. IN THIS GROUP   39
C U R R E N T   T I M E   I S     2.0000

 HARDENING 2D SOIL ELEMENT

 ****** TOTAL STRESS FORMULATION *****

  EL *   FORCE     DISPL-Y  VERTICAL-P  HORIZON.-P     MAX-V-P     MAX-H-P           STATE   STIFFNESS Z-LEVEL      PORE
E FACTOR    UFACTOR       Peq           Su_a         Su_p     LAYER
 ------------------------------------------------------------------------------------------------------------------------------
-------------------------------------------------------------------------------------------
   1     0.000         --          --          --          --          --          REMOVED     --        0.000       0.000
1.000       1.000       0.000       0.000       0.000     not available
   2     0.000         --          --          --          --          --          REMOVED     --      -0.2000       0.000
1.000       1.000       0.000       0.000       0.000     not available
   3     0.000         --          --          --          --          --          REMOVED     --      -0.4000       0.000
1.000       1.000       0.000       0.000       0.000     not available
   4     0.000         --          --          --          --          --          REMOVED     --      -0.6000       0.000
1.000       1.000       0.000       0.000       0.000     not available
   5     0.000         --          --          --          --          --          REMOVED     --      -0.8000       0.000
1.000       1.000       0.000       0.000       0.000     not available
   6     0.000         --          --          --          --          --          REMOVED     --       -1.000       0.000
1.000       1.000       0.000       0.000       0.000     not available
   7     0.000         --          --          --          --          --          REMOVED     --       -1.200       0.000
1.000       1.000       0.000       0.000       0.000     not available
   8     0.000         --          --          --          --          --          REMOVED     --       -1.400       0.000
1.000       1.000       0.000       0.000       0.000     not available
   9     0.000         --          --          --          --          --          REMOVED     --       -1.600       0.000
1.000       1.000       0.000       0.000       0.000     not available
  10     0.000         --          --          --          --          --          REMOVED     --       -1.800       0.000
1.000       1.000       0.000       0.000       0.000     not available
  11     0.000         --          --          --          --          --          REMOVED     --       -2.000       0.000
1.000       1.000       0.000       0.000       0.000     not available
  12     0.000         --          --          --          --          --          REMOVED     --       -2.200       0.000
1.000       1.000       0.000       0.000       0.000     not available
  13     0.000         --          --          --          --          --          REMOVED     --       -2.400       0.000
1.000       1.000       0.000       0.000       0.000     not available
  14     0.000         --          --          --          --          --          REMOVED     --       -2.600       0.000
1.000       1.000       0.000       0.000       0.000     not available
  15     0.000         --          --          --          --          --          REMOVED     --       -2.800       0.000
1.000       1.000       0.000       0.000       0.000     not available
  16     0.000         --          --          --          --          --          REMOVED     --       -3.000       0.000
1.000       1.000       0.000       0.000       0.000     not available
  17     0.000         --          --          --          --          --          REMOVED     --       -3.200       0.000
1.000       1.000       0.000       0.000       0.000     not available
  18     0.000         --          --          --          --          --          REMOVED     --       -3.300       0.000
1.000       1.000       0.000       0.000       0.000     not available
  19 D   0.000      1.9003E-02   0.000       0.000       56.00       28.00       PASSIVE   0.000       -3.500       0.000
1.000       1.000       0.000       0.000       0.000     DI1_164_167_L_0
  20 D   2.038      1.7785E-02   3.200       10.19       59.20       29.60       PASSIVE   0.000       -3.700       0.000
1.000       1.000       10.19       0.000       0.000     DI1_164_167_L_0
  21 D   4.077      1.6567E-02   6.400       20.38       62.40       31.20       PASSIVE   0.000       -3.900       0.000
1.000       1.000       20.38       0.000       0.000     DI1_164_167_L_0
  22 D   6.115      1.5350E-02   9.600       30.58       65.60       32.80       PASSIVE   0.000       -4.100       0.000
1.000       1.000       30.58       0.000       0.000     DI1_164_167_L_0
  23 D   8.154      1.4135E-02   12.80       40.77       68.80       40.77       PASSIVE   0.000       -4.300       0.000
1.000       1.000       40.77       0.000       0.000     DI1_164_167_L_0
  24 D   10.19      1.2921E-02   16.00       50.96       72.00       50.96       PASSIVE   0.000       -4.500       0.000
1.000       1.000       50.96       0.000       0.000     DI1_164_167_L_0
```

25 D	12.23	1.1708E-02	19.20	61.15	75.20	61.15	PASSIVE	0.000	-4.700	0.000
1.000	1.000	61.15	0.000	0.000	DI1_164_167_L_0					
26 D	14.27	1.0497E-02	22.40	71.34	78.40	71.34	PASSIVE	0.000	-4.900	0.000
1.000	1.000	71.34	0.000	0.000	DI1_164_167_L_0					
27 D	19.53	9.2875E-03	25.60	97.67	81.60	97.67	PASSIVE	0.000	-5.100	0.000
1.000	1.000	97.67	0.000	0.000	DI2_165_168_L_0					
28 D	21.90	8.0798E-03	28.80	109.5	84.80	109.5	PASSIVE	0.000	-5.300	0.000
1.000	1.000	109.5	0.000	0.000	DI2_165_168_L_0					
29 D	24.26	6.8740E-03	32.00	121.3	88.00	121.3	PASSIVE	0.000	-5.500	0.000
1.000	1.000	121.3	0.000	0.000	DI2_165_168_L_0					
30 D	26.63	5.6700E-03	35.20	133.1	91.20	133.1	PASSIVE	0.000	-5.700	0.000
1.000	1.000	133.1	0.000	0.000	DI2_165_168_L_0					
31 D	23.12	4.4677E-03	38.40	115.6	94.40	115.6	V-C	1.7702E+04	-5.900	0.000
1.000	1.000	115.6	0.000	0.000	DI2_165_168_L_0					
32 D	19.21	3.2670E-03	41.60	96.04	97.60	96.04	V-C	1.7702E+04	-6.100	0.000
1.000	1.000	96.04	0.000	0.000	DI2_165_168_L_0					
33 D	15.30	2.0677E-03	44.80	76.50	100.8	76.50	V-C	1.7702E+04	-6.300	0.000
1.000	1.000	76.50	0.000	0.000	DI2_165_168_L_0					
34 D	11.39	8.6962E-04	48.00	56.97	104.0	56.97	V-C	1.7702E+04	-6.500	0.000
1.000	1.000	56.97	0.000	0.000	DI2_165_168_L_0					
35 D	5.553	-3.2760E-04	51.20	27.76	107.2	53.60	UL-RL	2.8323E+04	-6.700	0.000
1.000	1.000	27.76	0.000	0.000	DI2_165_168_L_0					
36 D	3.858	-1.5242E-03	54.40	19.29	110.4	55.20	UL-RL	2.8323E+04	-6.900	0.000
1.000	1.000	19.29	0.000	0.000	DI2_165_168_L_0					
37 D	4.056	-2.7204E-03	57.60	20.28	113.6	56.80	ACTIVE	0.000	-7.100	0.000
1.000	1.000	20.28	0.000	0.000	DI2_165_168_L_0					
38 D	4.293	-3.9163E-03	60.80	21.46	116.8	58.40	ACTIVE	0.000	-7.300	0.000
1.000	1.000	21.46	0.000	0.000	DI2_165_168_L_0					
39 D	2.264	-5.1123E-03	64.00	22.64	120.0	60.00	ACTIVE	0.000	-7.500	0.000
1.000	1.000	22.64	0.000	0.000	DI2_165_168_L_0					

```
+-------------------------------------------------------------------------------------------------------------------------+
|                   PARATIEPLUS(TM)   NLS ENGINE RELEASE  2018.0    FULL VERSION  *Build date:Nov 13, 2017*              |
|                                                                                                                         |
|                                    NewProject.BaseDesignSection_28.SISMICAGEO_1273                                      |
|                                   Exe Time : 4 September 2018 18:00:42                                                  |
+-------------------------------------------------------------------------------------------------------------------------+
New Project


S T R E S S   R E S U L T S   F O R   G R O U P   N O.   3

WallElement_33                                                  :
ELEMENT TYPE    2 NO.OF ELEMENTS. IN THIS GROUP   38
C U R R E N T   T I M E   I S     2.0000

 WALL2D ELEMENT

   EL      TA          TB          MA          MB
-----------------------------------------------------
    1-3.65504E-04 3.65504E-04 3.16732E-10-7.31025E-05
    2 0.26104    -0.26104     7.31026E-05 5.21349E-02
    3 0.78422    -0.78422    -5.21349E-02 0.20898
    4  1.5692     -1.5692     -0.20898     0.52281
    5  2.6159     -2.6159     -0.52281      1.0460
    6  3.9244     -3.9244      -1.0460      1.8309
    7  5.4946     -5.4946      -1.8309      2.9298
    8  7.3267     -7.3267      -2.9298      4.3951
    9  9.4205     -9.4205      -4.3951      6.2792
   10  11.776     -11.776      -6.2792      8.6344
   11  14.393     -14.393      -8.6344      11.513
   12  17.272     -17.272      -11.513      14.968
   13  20.413     -20.413      -14.968      19.050
   14  23.816     -23.816      -19.050      23.813
   15  27.480     -27.480      -23.813      29.310
   16  31.407     -31.407      -29.310      35.591
   17  34.548     -34.548      -35.591      39.046
   18  37.787     -37.787      -39.046      46.603
   19  42.367     -42.367      -46.603      55.076
   20  45.171     -45.171      -55.076      64.111
   21  46.199     -46.199      -64.111      73.350
   22  45.449     -45.449      -73.350      82.440
   23  42.924     -42.924      -82.440      91.025
   24  38.621     -38.621      -91.025      98.749
   25  32.542     -32.542      -98.749      105.26
   26  24.686     -24.686      -105.26      110.19
   27  10.980     -10.980      -110.19      112.39
   28 -4.8543      4.8543      -112.39      111.42
   29 -22.817      22.817      -111.42      106.86
   30 -42.909      42.909      -106.86      98.275
   31 -59.257      59.257      -98.275      86.423
   32 -71.458      71.458      -86.423      72.132
   33 -79.514      79.514      -72.132      56.229
   34 -83.427      83.427      -56.229      39.544
   35 -77.008      77.008      -39.544      24.142
   36 -62.533      62.533      -24.142      11.635
   37 -42.177      42.177      -11.635      3.2000
   38 -16.000      16.000      -3.2000     7.00311E-11
```

```
+-------------------------------------------------------------------------------------------------------------------------------+
|                   PARATIEPLUS(TM)   NLS ENGINE RELEASE  2018.0    FULL VERSION  *Build date:Nov 13, 2017*                    |
|                                                                                                                               |
|                                    NewProject.BaseDesignSection_28.SISMICAGEO_1273                                            |
|                                   Exe Time : 4 September 2018 18:00:42                                                        |
+-------------------------------------------------------------------------------------------------------------------------------+
New Project


S T R E S S   R E S U L T S   F O R   G R O U P   N O.   4

WallElement_New_20092                                          :
ELEMENT TYPE    2 NO.OF ELEMENTS. IN THIS GROUP   17
C U R R E N T   T I M E   I S      2.0000

 WALL2D ELEMENT

   EL      TA          TB          MA          MB
-----------------------------------------------------

***** NO ONE ELEMENT ACTIVE AT CURRENT STEP *****

ITER     0 RNORM = 0.000     RMNORM= 0.000
           RINORM=0.1183E+06 RIMNOR=0.2642E+06
           RENORM= 3.926     REMNOR=0.2033E-16 RATIO =0.5761E-02 TOLER =0.1000E-03  NOT CONVERGED
           RFMAX = 83.43     RMMAX = 112.4
           RTSMAL=0.1000E-03 RMSMAL=0.1000E-02
           RDT   =0.1183E+06 RDR   =0.2642E+06
           RATIOT=0.5761E-02 RATIOR= 0.000
           MAX UN=0.3655E-03 IEQ=     3 NODE      1 DOF   3  Y-DISPL.S
           MIN UN=-1.339     IEQ=    91 NODE     19 DOF   1  Y-DISPL.F
           NO. OF CONTACT CONSTRAINT VIOLATIONS     0


ITER     2 RNORM = 0.000     RMNORM= 0.000
           RINORM=0.1183E+06 RIMNOR=0.2642E+06
           RENORM=0.5982E-01 REMNOR=0.1737E-16 RATIO =0.7111E-03 TOLER =0.1000E-03  NOT CONVERGED
           RFMAX = 83.43     RMMAX = 112.4
           RTSMAL=0.1000E-03 RMSMAL=0.1000E-02
           RDT   =0.1183E+06 RDR   =0.2642E+06
           RATIOT=0.7111E-03 RATIOR= 0.000
           MAX UN=0.4508E-07 IEQ=    81 NODE     17 DOF   1  Y-DISPL.F
           MIN UN=-.2446     IEQ=   176 NODE     36 DOF   1  Y-DISPL.F
           NO. OF CONTACT CONSTRAINT VIOLATIONS     0


ITER     3 RNORM = 0.000     RMNORM= 0.000
           RINORM=0.1183E+06 RIMNOR=0.2642E+06
           RENORM=0.3990E-05 REMNOR=0.2011E-16 RATIO =0.5807E-05 TOLER =0.1000E-03      CONVERGED !
           RFMAX = 83.43     RMMAX = 112.4
           RTSMAL=0.1000E-03 RMSMAL=0.1000E-02
           RDT   =0.1183E+06 RDR   =0.2642E+06
           RATIOT=0.5807E-05 RATIOR= 0.000
           MAX UN=0.2824E-07 IEQ=    86 NODE     18 DOF   1  Y-DISPL.F
           MIN UN=-.1997E-02 IEQ=     6 NODE      2 DOF   1  Y-DISPL.F
           NO. OF CONTACT CONSTRAINT VIOLATIONS     0
```

```
+-------------------------------------------------------------------------------------------------------------------------+
|                  PARATIEPLUS(TM)   NLS ENGINE RELEASE  2018.0    FULL VERSION  *Build date:Nov 13, 2017*              |
|                                                                                                                         |
|                                  NewProject.BaseDesignSection_28.SISMICAGEO_1273                                        |
|                                 Exe Time : 4 September 2018 18:00:42                                                    |
+-------------------------------------------------------------------------------------------------------------------------+
New Project
SOLUTION REACHED USING     3 ITERATIONS ON   40

P R I N T   O U T   F O R   T I M E   S T E P    3     ( AT TIME   3.000     )

PRINT OUT OF ACTIVE COMPONENTS (FIXED NODES ARE NOT PRINTED OUT)
```

	Y-DISPL.F (02)	X-ROT. F (04)	Y-DISPL.S (08)	X-ROT. S (10)	Y-FORCE (14)	GAP	C-FORCE
1	4.0366594E-02	-6.1153757E-03	4.0366594E-02	-3.6137982E-06	-7.9483061E-16	-6.9388939E-18	-2.9383304E-06
2	3.9143519E-02	-6.1153757E-03	3.9143519E-02	-3.6137953E-06	-6.3985136E-14	0.000000	-4.7308059E-04
3	3.7920444E-02	-6.1153731E-03	3.7920444E-02	-3.6133127E-06	-6.6818137E-14	-6.9388939E-18	-4.9402667E-04
4	3.6697371E-02	-6.1153606E-03	3.6697371E-02	-3.6113822E-06	-6.9486335E-14	0.000000	-5.1375426E-04
5	3.5474301E-02	-6.1153265E-03	3.5474301E-02	-3.6069945E-06	-7.2149822E-14	-6.9388939E-18	-5.3344702E-04
6	3.4251242E-02	-6.1152549E-03	3.4251242E-02	-3.5991012E-06	-7.4817739E-14	0.000000	-5.5317254E-04
7	3.3028203E-02	-6.1151257E-03	3.3028203E-02	-3.5866140E-06	-7.7445022E-14	-6.9388939E-18	-5.7259762E-04
8	3.1805198E-02	-6.1149143E-03	3.1805198E-02	-3.5684058E-06	-8.0184646E-14	-6.9388939E-18	-5.9285331E-04
9	3.0582245E-02	-6.1145920E-03	3.0582245E-02	-3.5433095E-06	-8.2446747E-14	6.9388939E-18	-6.0957839E-04
10	2.9359370E-02	-6.1141257E-03	2.9359370E-02	-3.5101210E-06	-8.6409830E-14	0.000000	-6.3887984E-04
11	2.8136607E-02	-6.1134781E-03	2.8136607E-02	-3.4675904E-06	-8.3916383E-14	3.4694470E-18	-6.2044429E-04
12	2.6913994E-02	-6.1126074E-03	2.6913994E-02	-3.4144565E-06	-1.0537908E-13	-3.4694470E-18	-7.7913094E-04
13	2.5691582E-02	-6.1114678E-03	2.5691582E-02	-3.3493179E-06	-3.7260335E-14	0.000000	-2.7548806E-04
14	2.4469428E-02	-6.1100092E-03	2.4469428E-02	-3.2711187E-06	-3.0324770E-13	0.000000	-2.2420926E-03
15	2.3247603E-02	-6.1081769E-03	2.3247603E-02	-3.1773377E-06	6.7792780E-13	-3.4694470E-18	5.0123279E-03
16	2.2026186E-02	-6.1059121E-03	2.2026186E-02	-3.0707491E-06	-2.9950669E-12	1.0408341E-17	-2.2144164E-02
17	2.0805265E-02	-6.1031520E-03	2.0805265E-02	-2.9341972E-06	5.6635513E-12	0.000000	0.1884375
18	2.0195034E-02	-6.1015672E-03	2.0195034E-02	-2.8935428E-06	-4.8811033E-12	-3.4694470E-18	-0.1624042
19	1.8975073E-02	-6.0979346E-03	1.8975073E-02	0.000000	2.2889854E-17	-3.4694470E-18	1.6923846E-07
20	1.7755904E-02	-6.0936403E-03	1.7755904E-02	0.000000	3.8235060E-17	6.9388939E-18	2.8269480E-07
21	1.6537664E-02	-6.0886369E-03	1.6537664E-02	0.000000	5.3822664E-17	3.4694470E-18	3.9794333E-07
22	1.5320498E-02	-6.0828985E-03	1.5320498E-02	0.000000	6.9670313E-17	-3.4694470E-18	5.1511452E-07
23	1.4104554E-02	-6.0764268E-03	1.4104554E-02	0.000000	8.5794579E-17	0.000000	6.3433092E-07
24	1.2889975E-02	-6.0692511E-03	1.2889975E-02	0.000000	1.0220988E-16	3.4694470E-18	7.5570479E-07
25	1.1676903E-02	-6.0614289E-03	1.1676903E-02	0.000000	1.1893101E-16	3.4694470E-18	8.7933508E-07
26	1.0465447E-02	-6.0530465E-03	1.0465447E-02	0.000000	1.3596993E-16	-1.7347235E-18	1.0053075E-06
27	9.2557136E-03	-6.0442191E-03	9.2557136E-03	0.000000	1.5333324E-16	-1.7347235E-18	1.1336882E-06
28	8.0477769E-03	-6.0351215E-03	8.0477769E-03	0.000000	1.7102833E-16	0.000000	1.2645190E-06
29	6.8416672E-03	-6.0259915E-03	6.8416672E-03	0.000000	1.8905259E-16	0.000000	1.3977941E-06
30	5.6373704E-03	-6.0171011E-03	5.6373704E-03	0.000000	2.0740000E-16	0.000000	1.5334490E-06
31	4.4347964E-03	-6.0087567E-03	4.4347964E-03	0.000000	2.2605383E-16	8.6736174E-19	1.6713569E-06
32	3.2338117E-03	-6.0012518E-03	3.2338117E-03	0.000000	2.4498393E-16	0.000000	1.8113188E-06
33	2.0342244E-03	-5.9948157E-03	2.0342244E-03	0.000000	2.6415463E-16	-4.3368087E-19	1.9530598E-06
34	8.3580338E-04	-5.9896103E-03	8.3580338E-04	0.000000	2.8351539E-16	-2.1684043E-19	2.0962217E-06
35	-3.6170207E-04	-5.9857301E-03	-3.6170207E-04	0.000000	3.0300965E-16	1.0842022E-19	2.2403560E-06
36	-1.5585694E-03	-5.9831515E-03	-1.5585694E-03	0.000000	3.2256447E-16	2.1684043E-19	2.3849201E-06
37	-2.7550380E-03	-5.9817028E-03	-2.7550380E-03	0.000000	3.4210706E-16	8.6736174E-19	2.5294107E-06
38	-3.9513071E-03	-5.9811020E-03	-3.9513071E-03	0.000000	3.6164462E-16	0.000000	2.6738039E-06
39	-5.1475282E-03	-5.9809724E-03	-5.1475282E-03	0.000000	7.6235843E-16	-8.6736174E-19	2.8181687E-06

```
+-------------------------------------------------------------------------------------------------------------------------------+
|                   PARATIEPLUS(TM)   NLS ENGINE RELEASE  2018.0    FULL VERSION  *Build date:Nov 13, 2017*                    |
|                                                                                                                               |
|                                    NewProject.BaseDesignSection_28.SISMICAGEO_1273                                            |
|                                   Exe Time : 4 September 2018 18:00:42                                                        |
+-------------------------------------------------------------------------------------------------------------------------------+
New Project


S T R E S S   R E S U L T S   F O R   G R O U P   N O.   1

0_L                                                              :
ELEMENT TYPE    5 NO.OF ELEMENTS. IN THIS GROUP   39
C U R R E N T   T I M E   I S      3.0000

 HARDENING 2D SOIL ELEMENT

 ****** TOTAL STRESS FORMULATION *****

  EL *   FORCE     DISPL-Y  VERTICAL-P  HORIZON.-P     MAX-V-P     MAX-H-P           STATE   STIFFNESS Z-LEVEL      PORE
E FACTOR    UFACTOR       Peq           Su_a         Su_p     LAYER
 ------------------------------------------------------------------------------------------------------------------------------
-------------------------------------------------------------------------------------------
   1 D   0.000     -4.0367E-02   0.000       0.000       0.000       0.000          ACTIVE   0.000       0.000       0.000
1.000       1.000       0.000       0.000       0.000     DI1_164_167_L_0
   2 D  0.3183     -3.9144E-02   3.200       1.591       3.200       1.618          UL-RL  1.7055E+04 -0.2000       0.000
1.000       1.000       1.591       0.000       0.000     DI1_164_167_L_0
   3 D  0.5846     -3.7920E-02   6.400       2.923       6.400       3.200          UL-RL  1.7055E+04 -0.4000       0.000
1.000       1.000       2.923       0.000       0.000     DI1_164_167_L_0
   4 D  0.8489     -3.6697E-02   9.600       4.244       9.600       4.800          UL-RL  1.7055E+04 -0.6000       0.000
1.000       1.000       4.244       0.000       0.000     DI1_164_167_L_0
   5 D   1.113     -3.5474E-02   12.80       5.565       12.80       6.400          UL-RL  1.7055E+04 -0.8000       0.000
1.000       1.000       5.565       0.000       0.000     DI1_164_167_L_0
   6 D   1.377     -3.4251E-02   16.00       6.886       16.00       8.000          UL-RL  1.7055E+04  -1.000       0.000
1.000       1.000       6.886       0.000       0.000     DI1_164_167_L_0
   7 D   1.642     -3.3028E-02   19.20       8.208       19.20       9.600          UL-RL  1.7055E+04  -1.200       0.000
1.000       1.000       8.208       0.000       0.000     DI1_164_167_L_0
   8 D   1.906     -3.1805E-02   22.40       9.529       22.40       11.20          UL-RL  1.7055E+04  -1.400       0.000
1.000       1.000       9.529       0.000       0.000     DI1_164_167_L_0
   9 D   2.170     -3.0582E-02   25.60       10.85       25.60       12.80          UL-RL  1.7055E+04  -1.600       0.000
1.000       1.000       10.85       0.000       0.000     DI1_164_167_L_0
  10 D   2.434     -2.9359E-02   28.80       12.17       28.80       14.40          UL-RL  1.7055E+04  -1.800       0.000
1.000       1.000       12.17       0.000       0.000     DI1_164_167_L_0
  11 D   2.698     -2.8137E-02   32.00       13.49       32.00       16.00          UL-RL  1.7055E+04  -2.000       0.000
1.000       1.000       13.49       0.000       0.000     DI1_164_167_L_0
  12 D   2.962     -2.6914E-02   35.20       14.81       35.20       17.60          UL-RL  1.7055E+04  -2.200       0.000
1.000       1.000       14.81       0.000       0.000     DI1_164_167_L_0
  13 D   3.226     -2.5692E-02   38.40       16.13       38.40       19.20          UL-RL  1.7055E+04  -2.400       0.000
1.000       1.000       16.13       0.000       0.000     DI1_164_167_L_0
  14 D   3.490     -2.4469E-02   41.60       17.45       41.60       20.80          UL-RL  1.7055E+04  -2.600       0.000
1.000       1.000       17.45       0.000       0.000     DI1_164_167_L_0
  15 D   3.754     -2.3248E-02   44.80       18.77       44.80       22.40          UL-RL  1.7055E+04  -2.800       0.000
1.000       1.000       18.77       0.000       0.000     DI1_164_167_L_0
  16 D   4.018     -2.2026E-02   48.00       20.09       48.00       24.00          UL-RL  1.7055E+04  -3.000       0.000
1.000       1.000       20.09       0.000       0.000     DI1_164_167_L_0
  17 D   3.212     -2.0805E-02   51.20       21.41       51.20       25.60          UL-RL  1.7055E+04  -3.200       0.000
1.000       1.000       21.41       0.000       0.000     DI1_164_167_L_0
  18 D   3.310     -2.0195E-02   52.80       22.07       52.80       26.40          UL-RL  1.7055E+04  -3.300       0.000
1.000       1.000       22.07       0.000       0.000     DI1_164_167_L_0
  19 D   4.678     -1.8975E-02   56.00       23.39       56.00       28.00          UL-RL  1.7055E+04  -3.500       0.000
1.000       1.000       23.39       0.000       0.000     DI1_164_167_L_0
  20 D   4.941     -1.7756E-02   59.20       24.71       59.20       29.60          UL-RL  1.7055E+04  -3.700       0.000
1.000       1.000       24.71       0.000       0.000     DI1_164_167_L_0
  21 D   5.205     -1.6538E-02   62.40       26.02       62.40       31.20          UL-RL  1.7055E+04  -3.900       0.000
1.000       1.000       26.02       0.000       0.000     DI1_164_167_L_0
  22 D   5.468     -1.5320E-02   65.60       27.34       65.60       32.80          UL-RL  1.7055E+04  -4.100       0.000
1.000       1.000       27.34       0.000       0.000     DI1_164_167_L_0
  23 D   5.731     -1.4105E-02   68.80       28.66       68.80       34.40          UL-RL  1.7055E+04  -4.300       0.000
1.000       1.000       28.66       0.000       0.000     DI1_164_167_L_0
  24 D   5.994     -1.2890E-02   72.00       29.97       72.00       36.00          UL-RL  1.7055E+04  -4.500       0.000
1.000       1.000       29.97       0.000       0.000     DI1_164_167_L_0
```

25 D	6.257	-1.1677E-02	75.20	31.29	75.20	37.60	UL-RL	1.7055E+04	-4.700	0.000	
1.000	1.000	31.29	0.000	0.000	DI1_164_167_L_0						
26 D	6.520	-1.0465E-02	78.40	32.60	78.40	39.20	UL-RL	1.7055E+04	-4.900	0.000	
1.000	1.000	32.60	0.000	0.000	DI1_164_167_L_0						
27 D	6.086	-9.2557E-03	81.60	30.43	81.60	40.80	UL-RL	4.0709E+04	-5.100	0.000	
1.000	1.000	30.43	0.000	0.000	DI2_165_168_L_0						
28 D	6.325	-8.0478E-03	84.80	31.62	84.80	42.40	UL-RL	4.0709E+04	-5.300	0.000	
1.000	1.000	31.62	0.000	0.000	DI2_165_168_L_0						
29 D	6.563	-6.8417E-03	88.00	32.82	88.00	44.00	UL-RL	4.0709E+04	-5.500	0.000	
1.000	1.000	32.82	0.000	0.000	DI2_165_168_L_0						
30 D	6.802	-5.6374E-03	91.20	34.01	91.20	45.60	UL-RL	4.0709E+04	-5.700	0.000	
1.000	1.000	34.01	0.000	0.000	DI2_165_168_L_0						
31 D	7.041	-4.4348E-03	94.40	35.20	94.40	47.20	UL-RL	4.0709E+04	-5.900	0.000	
1.000	1.000	35.20	0.000	0.000	DI2_165_168_L_0						
32 D	7.279	-3.2338E-03	97.60	36.40	97.60	48.80	UL-RL	4.0709E+04	-6.100	0.000	
1.000	1.000	36.40	0.000	0.000	DI2_165_168_L_0						
33 D	7.518	-2.0342E-03	100.8	37.59	100.8	50.40	UL-RL	4.0709E+04	-6.300	0.000	
1.000	1.000	37.59	0.000	0.000	DI2_165_168_L_0						
34 D	7.756	-8.3580E-04	104.0	38.78	104.0	52.00	UL-RL	4.0709E+04	-6.500	0.000	
1.000	1.000	38.78	0.000	0.000	DI2_165_168_L_0						
35 D	12.25	3.6170E-04	107.2	61.25	107.2	64.12	UL-RL	4.0709E+04	-6.700	0.000	
1.000	1.000	61.25	0.000	0.000	DI2_165_168_L_0						
36 D	18.53	1.5586E-03	110.4	92.64	110.4	92.64	V-C	2.5443E+04	-6.900	0.000	
1.000	1.000	92.64	0.000	0.000	DI2_165_168_L_0						
37 D	24.59	2.7550E-03	113.6	122.9	113.6	122.9	V-C	2.5443E+04	-7.100	0.000	
1.000	1.000	122.9	0.000	0.000	DI2_165_168_L_0						
38 D	30.65	3.9513E-03	116.8	153.2	116.8	153.2	V-C	2.5443E+04	-7.300	0.000	
1.000	1.000	153.2	0.000	0.000	DI2_165_168_L_0						
39 D	18.35	5.1475E-03	120.0	183.5	120.0	183.5	V-C	2.5443E+04	-7.500	0.000	
1.000	1.000	183.5	0.000	0.000	DI2_165_168_L_0						

```
+-------------------------------------------------------------------------------------------------------------------------------+
|                   PARATIEPLUS(TM)   NLS ENGINE RELEASE  2018.0    FULL VERSION  *Build date:Nov 13, 2017*                    |
|                                                                                                                               |
|                                    NewProject.BaseDesignSection_28.SISMICAGEO_1273                                            |
|                                   Exe Time : 4 September 2018 18:00:42                                                        |
+-------------------------------------------------------------------------------------------------------------------------------+
New Project


S T R E S S   R E S U L T S   F O R   G R O U P   N O.   2

0_R                                                          :
ELEMENT TYPE    5 NO.OF ELEMENTS. IN THIS GROUP   39
C U R R E N T   T I M E   I S      3.0000

 HARDENING 2D SOIL ELEMENT

 ****** TOTAL STRESS FORMULATION *****

  EL *   FORCE     DISPL-Y  VERTICAL-P  HORIZON.-P     MAX-V-P     MAX-H-P           STATE   STIFFNESS Z-LEVEL      PORE
E FACTOR    UFACTOR       Peq           Su_a         Su_p     LAYER
 ------------------------------------------------------------------------------------------------------------------------------
-------------------------------------------------------------------------------------------
   1     0.000         --          --          --          --          --          REMOVED     --        0.000       0.000
1.000       1.000       0.000       0.000       0.000     not available
   2     0.000         --          --          --          --          --          REMOVED     --      -0.2000       0.000
1.000       1.000       0.000       0.000       0.000     not available
   3     0.000         --          --          --          --          --          REMOVED     --      -0.4000       0.000
1.000       1.000       0.000       0.000       0.000     not available
   4     0.000         --          --          --          --          --          REMOVED     --      -0.6000       0.000
1.000       1.000       0.000       0.000       0.000     not available
   5     0.000         --          --          --          --          --          REMOVED     --      -0.8000       0.000
1.000       1.000       0.000       0.000       0.000     not available
   6     0.000         --          --          --          --          --          REMOVED     --       -1.000       0.000
1.000       1.000       0.000       0.000       0.000     not available
   7     0.000         --          --          --          --          --          REMOVED     --       -1.200       0.000
1.000       1.000       0.000       0.000       0.000     not available
   8     0.000         --          --          --          --          --          REMOVED     --       -1.400       0.000
1.000       1.000       0.000       0.000       0.000     not available
   9     0.000         --          --          --          --          --          REMOVED     --       -1.600       0.000
1.000       1.000       0.000       0.000       0.000     not available
  10     0.000         --          --          --          --          --          REMOVED     --       -1.800       0.000
1.000       1.000       0.000       0.000       0.000     not available
  11     0.000         --          --          --          --          --          REMOVED     --       -2.000       0.000
1.000       1.000       0.000       0.000       0.000     not available
  12     0.000         --          --          --          --          --          REMOVED     --       -2.200       0.000
1.000       1.000       0.000       0.000       0.000     not available
  13     0.000         --          --          --          --          --          REMOVED     --       -2.400       0.000
1.000       1.000       0.000       0.000       0.000     not available
  14     0.000         --          --          --          --          --          REMOVED     --       -2.600       0.000
1.000       1.000       0.000       0.000       0.000     not available
  15     0.000         --          --          --          --          --          REMOVED     --       -2.800       0.000
1.000       1.000       0.000       0.000       0.000     not available
  16     0.000         --          --          --          --          --          REMOVED     --       -3.000       0.000
1.000       1.000       0.000       0.000       0.000     not available
  17     0.000         --          --          --          --          --          REMOVED     --       -3.200       0.000
1.000       1.000       0.000       0.000       0.000     not available
  18 D   0.000      2.0195E-02   0.000       0.000       0.000       0.000        ACTIVE   0.000       -3.300       0.000
1.000       1.000       0.000       0.000       0.000     DI1_164_167_L_0
  19 D   1.259      1.8975E-02   3.200       6.297       56.00       28.00          UL-RL  1.3956E+04  -3.500       0.000
1.000       1.000       6.297       0.000       0.000     DI1_164_167_L_0
  20 D   2.528      1.7756E-02   6.400       12.64       59.20       29.60          UL-RL  1.3956E+04  -3.700       0.000
1.000       1.000       12.64       0.000       0.000     DI1_164_167_L_0
  21 D   4.444      1.6538E-02   9.600       22.22       62.40       31.20          UL-RL  1.3956E+04  -3.900       0.000
1.000       1.000       22.22       0.000       0.000     DI1_164_167_L_0
  22 D   6.420      1.5320E-02   12.80       32.10       65.60       32.80          UL-RL  1.3956E+04  -4.100       0.000
1.000       1.000       32.10       0.000       0.000     DI1_164_167_L_0
  23 D   8.389      1.4105E-02   16.00       41.95       68.80       42.37          UL-RL  1.3956E+04  -4.300       0.000
1.000       1.000       41.95       0.000       0.000     DI1_164_167_L_0
  24 D   10.43      1.2890E-02   19.20       52.13       72.00       52.56          UL-RL  1.3956E+04  -4.500       0.000
1.000       1.000       52.13       0.000       0.000     DI1_164_167_L_0
```

25 D	12.46	1.1677E-02	22.40	62.32	75.20	62.75	UL-RL	1.3956E+04	-4.700	0.000	
1.000	1.000	62.32	0.000	0.000	DI1_164_167_L_0						
26 D	14.50	1.0465E-02	25.60	72.51	78.40	72.94	UL-RL	1.3956E+04	-4.900	0.000	
1.000	1.000	72.51	0.000	0.000	DI1_164_167_L_0						
27 D	19.66	9.2557E-03	28.80	98.31	81.60	99.27	UL-RL	3.0039E+04	-5.100	0.000	
1.000	1.000	98.31	0.000	0.000	DI2_165_168_L_0						
28 D	22.03	8.0478E-03	32.00	110.1	84.80	111.1	UL-RL	3.0039E+04	-5.300	0.000	
1.000	1.000	110.1	0.000	0.000	DI2_165_168_L_0						
29 D	24.39	6.8417E-03	35.20	121.9	88.00	122.9	UL-RL	3.0039E+04	-5.500	0.000	
1.000	1.000	121.9	0.000	0.000	DI2_165_168_L_0						
30 D	26.75	5.6374E-03	38.40	133.8	91.20	134.7	UL-RL	3.0039E+04	-5.700	0.000	
1.000	1.000	133.8	0.000	0.000	DI2_165_168_L_0						
31 D	23.24	4.4348E-03	41.60	116.2	94.40	117.2	UL-RL	3.0039E+04	-5.900	0.000	
1.000	1.000	116.2	0.000	0.000	DI2_165_168_L_0						
32 D	19.33	3.2338E-03	44.80	96.65	97.60	97.64	UL-RL	3.0039E+04	-6.100	0.000	
1.000	1.000	96.65	0.000	0.000	DI2_165_168_L_0						
33 D	15.42	2.0342E-03	48.00	77.10	100.8	78.10	UL-RL	3.0039E+04	-6.300	0.000	
1.000	1.000	77.10	0.000	0.000	DI2_165_168_L_0						
34 D	11.51	8.3580E-04	51.20	57.56	104.0	58.57	UL-RL	3.0039E+04	-6.500	0.000	
1.000	1.000	57.56	0.000	0.000	DI2_165_168_L_0						
35 D	5.576	-3.6170E-04	54.40	27.88	107.2	53.60	UL-RL	3.0039E+04	-6.700	0.000	
1.000	1.000	27.88	0.000	0.000	DI2_165_168_L_0						
36 D	4.056	-1.5586E-03	57.60	20.28	110.4	55.20	ACTIVE	0.000	-6.900	0.000	
1.000	1.000	20.28	0.000	0.000	DI2_165_168_L_0						
37 D	4.293	-2.7550E-03	60.80	21.46	113.6	56.80	ACTIVE	0.000	-7.100	0.000	
1.000	1.000	21.46	0.000	0.000	DI2_165_168_L_0						
38 D	4.529	-3.9513E-03	64.00	22.64	116.8	58.40	ACTIVE	0.000	-7.300	0.000	
1.000	1.000	22.64	0.000	0.000	DI2_165_168_L_0						
39 D	2.382	-5.1475E-03	67.20	23.82	120.0	60.00	ACTIVE	0.000	-7.500	0.000	
1.000	1.000	23.82	0.000	0.000	DI2_165_168_L_0						

```
+-------------------------------------------------------------------------------------------------------------------------+
|                   PARATIEPLUS(TM)   NLS ENGINE RELEASE  2018.0    FULL VERSION  *Build date:Nov 13, 2017*               |
|                                                                                                                         |
|                                    NewProject.BaseDesignSection_28.SISMICAGEO_1273                                      |
|                                   Exe Time : 4 September 2018 18:00:42                                                  |
+-------------------------------------------------------------------------------------------------------------------------+
New Project


S T R E S S   R E S U L T S   F O R   G R O U P   N O.   3

WallElement_33                                                :
ELEMENT TYPE    2 NO.OF ELEMENTS. IN THIS GROUP   38
C U R R E N T   T I M E   I S      3.0000

 WALL2D ELEMENT

   EL      TA          TB          MA          MB
-----------------------------------------------------
    1-2.93493E-06 2.93493E-06 3.38455E-10-5.88729E-07
    2 0.31978    -0.31978     5.90087E-07 6.39547E-02
    3 0.90391    -0.90391    -6.39547E-02 0.24474
    4  1.7523     -1.7523    -0.24474     0.59519
    5  2.8648     -2.8648    -0.59519      1.1681
    6  4.2415     -4.2415     -1.1681      2.0165
    7  5.8825     -5.8825     -2.0165      3.1929
    8  7.7876     -7.7876     -3.1929      4.7505
    9  9.9569     -9.9569     -4.7505      6.7418
   10  12.390     -12.390     -6.7418      9.2199
   11  15.088     -15.088     -9.2199      12.237
   12  18.049     -18.049     -12.237      15.847
   13  21.275     -21.275     -15.847      20.102
   14  24.764     -24.764     -20.102      25.055
   15  28.523     -28.523     -25.055      30.760
   16  32.519     -32.519     -30.760      37.264
   17  35.919     -35.919     -37.264      40.855
   18  39.067     -39.067     -40.855      48.669
   19  42.485     -42.485     -48.669      57.166
   20  44.899     -44.899     -57.166      66.146
   21  45.659     -45.659     -66.146      75.278
   22  44.707     -44.707     -75.278      84.219
   23  42.049     -42.049     -84.219      92.629
   24  37.617     -37.617     -92.629      100.15
   25  31.411     -31.411     -100.15      106.43
   26  23.430     -23.430     -106.43      111.12
   27  9.8531     -9.8531     -111.12      113.09
   28 -5.8478      5.8478     -113.09      111.92
   29 -23.673      23.673     -111.92      107.19
   30 -43.623      43.623     -107.19      98.462
   31 -59.824      59.824     -98.462      86.497
   32 -71.874      71.874     -86.497      72.123
   33 -79.776      79.776     -72.123      56.167
   34 -83.531      83.531     -56.167      39.461
   35 -76.858      76.858     -39.461      24.090
   36 -62.386      62.386     -24.090      11.612
   37 -42.090      42.090     -11.612      3.1943
   38 -15.971      15.971     -3.1943    -7.13527E-11
```

```
+-------------------------------------------------------------------------------------------------------------------------------+
|                   PARATIEPLUS(TM)   NLS ENGINE RELEASE  2018.0    FULL VERSION  *Build date:Nov 13, 2017*                    |
|                                                                                                                               |
|                                    NewProject.BaseDesignSection_28.SISMICAGEO_1273                                            |
|                                   Exe Time : 4 September 2018 18:00:42                                                        |
+-------------------------------------------------------------------------------------------------------------------------------+
New Project


S T R E S S   R E S U L T S   F O R   G R O U P   N O.   4

WallElement_New_20092                                          :
ELEMENT TYPE    2 NO.OF ELEMENTS. IN THIS GROUP   17
C U R R E N T   T I M E   I S      3.0000

 WALL2D ELEMENT

   EL      TA          TB          MA          MB
-----------------------------------------------------
    1 2.93836E-06-2.93836E-06 2.92857E-12 5.87669E-07
    2 4.76019E-04-4.76019E-04-5.87658E-07 9.57915E-05
    3 9.70045E-04-9.70045E-04-9.57915E-05 2.89801E-04
    4 1.48380E-03-1.48380E-03-2.89801E-04 5.86561E-04
    5 2.01725E-03-2.01725E-03-5.86561E-04 9.90010E-04
    6 2.57042E-03-2.57042E-03-9.90010E-04 1.50409E-03
    7 3.14302E-03-3.14302E-03-1.50409E-03 2.13270E-03
    8 3.73587E-03-3.73587E-03-2.13270E-03 2.87987E-03
    9 4.34545E-03-4.34545E-03-2.87987E-03 3.74896E-03
   10 4.98433E-03-4.98433E-03-3.74896E-03 4.74583E-03
   11 5.60477E-03-5.60477E-03-4.74583E-03 5.86678E-03
   12 6.38390E-03-6.38390E-03-5.86678E-03 7.14356E-03
   13 6.65939E-03-6.65939E-03-7.14356E-03 8.47544E-03
   14 8.90148E-03-8.90148E-03-8.47544E-03 1.02557E-02
   15 3.88916E-03-3.88916E-03-1.02557E-02 1.10336E-02
   16 2.60333E-02-2.60333E-02-1.10336E-02 1.62403E-02
   17-0.16240     0.16240    -1.62403E-02 1.15064E-11

ITER     0 RNORM = 0.000     RMNORM= 0.000
           RINORM=0.1189E+06 RIMNOR=0.2706E+06
           RENORM=0.3990E-05 REMNOR=0.2011E-16 RATIO =0.5792E-05 TOLER =0.1000E-03      CONVERGED !
           RFMAX = 83.53     RMMAX = 113.1
           RTSMAL=0.1000E-03 RMSMAL=0.1000E-02
           RDT   =0.1189E+06 RDR   =0.2706E+06
           RATIOT=0.5792E-05 RATIOR= 0.000
           MAX UN=0.2824E-07 IEQ=    86 NODE     18 DOF   1  Y-DISPL.F
           MIN UN=-.1997E-02 IEQ=     6 NODE      2 DOF   1  Y-DISPL.F
           NO. OF CONTACT CONSTRAINT VIOLATIONS     0
```

```
+-------------------------------------------------------------------------------------------------------------------------+
|                   PARATIEPLUS(TM)   NLS ENGINE RELEASE  2018.0    FULL VERSION  *Build date:Nov 13, 2017*              |
|                                                                                                                         |
|                                    NewProject.BaseDesignSection_28.SISMICAGEO_1273                                      |
|                                   Exe Time : 4 September 2018 18:00:42                                                  |
+-------------------------------------------------------------------------------------------------------------------------+
New Project
SOLUTION REACHED USING     0 ITERATIONS ON   40

no equilibrium iterations were performed to
obtain current solution

P R I N T   O U T   F O R   T I M E   S T E P    4     ( AT TIME   4.000     )

PRINT OUT OF ACTIVE COMPONENTS (FIXED NODES ARE NOT PRINTED OUT)
```

	Y-DISPL.F (02)	X-ROT. F (04)	Y-DISPL.S (08)	X-ROT. S (10)	Y-FORCE (14)	GAP	C-FORCE
1	4.0366594E-02	-6.1153757E-03	4.0366594E-02	-3.6137982E-06	-7.9483061E-16	-6.9388939E-18	-2.9383304E-06
2	3.9143519E-02	-6.1153757E-03	3.9143519E-02	-3.6137953E-06	-6.3985136E-14	0.000000	-4.7308059E-04
3	3.7920444E-02	-6.1153731E-03	3.7920444E-02	-3.6133127E-06	-6.6818137E-14	-6.9388939E-18	-4.9402667E-04
4	3.6697371E-02	-6.1153606E-03	3.6697371E-02	-3.6113822E-06	-6.9486335E-14	0.000000	-5.1375426E-04
5	3.5474301E-02	-6.1153265E-03	3.5474301E-02	-3.6069945E-06	-7.2149822E-14	-6.9388939E-18	-5.3344702E-04
6	3.4251242E-02	-6.1152549E-03	3.4251242E-02	-3.5991012E-06	-7.4817739E-14	0.000000	-5.5317254E-04
7	3.3028203E-02	-6.1151257E-03	3.3028203E-02	-3.5866140E-06	-7.7445022E-14	-6.9388939E-18	-5.7259762E-04
8	3.1805198E-02	-6.1149143E-03	3.1805198E-02	-3.5684058E-06	-8.0184646E-14	-6.9388939E-18	-5.9285331E-04
9	3.0582245E-02	-6.1145920E-03	3.0582245E-02	-3.5433095E-06	-8.2446747E-14	6.9388939E-18	-6.0957839E-04
10	2.9359370E-02	-6.1141257E-03	2.9359370E-02	-3.5101210E-06	-8.6409830E-14	0.000000	-6.3887984E-04
11	2.8136607E-02	-6.1134781E-03	2.8136607E-02	-3.4675904E-06	-8.3916383E-14	3.4694470E-18	-6.2044429E-04
12	2.6913994E-02	-6.1126074E-03	2.6913994E-02	-3.4144565E-06	-1.0537908E-13	-3.4694470E-18	-7.7913094E-04
13	2.5691582E-02	-6.1114678E-03	2.5691582E-02	-3.3493179E-06	-3.7260335E-14	0.000000	-2.7548806E-04
14	2.4469428E-02	-6.1100092E-03	2.4469428E-02	-3.2711187E-06	-3.0324770E-13	0.000000	-2.2420926E-03
15	2.3247603E-02	-6.1081769E-03	2.3247603E-02	-3.1773377E-06	6.7792780E-13	-3.4694470E-18	5.0123279E-03
16	2.2026186E-02	-6.1059121E-03	2.2026186E-02	-3.0707491E-06	-2.9950669E-12	1.0408341E-17	-2.2144164E-02
17	2.0805265E-02	-6.1031520E-03	2.0805265E-02	-2.9341972E-06	5.6635513E-12	0.000000	0.1884375
18	2.0195034E-02	-6.1015672E-03	2.0195034E-02	-2.8935428E-06	-4.8811033E-12	-3.4694470E-18	-0.1624042
19	1.8975073E-02	-6.0979346E-03	1.8975073E-02	0.000000	2.2889854E-17	-3.4694470E-18	1.6923846E-07
20	1.7755904E-02	-6.0936403E-03	1.7755904E-02	0.000000	3.8235060E-17	6.9388939E-18	2.8269480E-07
21	1.6537664E-02	-6.0886369E-03	1.6537664E-02	0.000000	5.3822664E-17	3.4694470E-18	3.9794333E-07
22	1.5320498E-02	-6.0828985E-03	1.5320498E-02	0.000000	6.9670313E-17	-3.4694470E-18	5.1511452E-07
23	1.4104554E-02	-6.0764268E-03	1.4104554E-02	0.000000	8.5794579E-17	0.000000	6.3433092E-07
24	1.2889975E-02	-6.0692511E-03	1.2889975E-02	0.000000	1.0220988E-16	3.4694470E-18	7.5570479E-07
25	1.1676903E-02	-6.0614289E-03	1.1676903E-02	0.000000	1.1893101E-16	3.4694470E-18	8.7933508E-07
26	1.0465447E-02	-6.0530465E-03	1.0465447E-02	0.000000	1.3596993E-16	-1.7347235E-18	1.0053075E-06
27	9.2557136E-03	-6.0442191E-03	9.2557136E-03	0.000000	1.5333324E-16	-1.7347235E-18	1.1336882E-06
28	8.0477769E-03	-6.0351215E-03	8.0477769E-03	0.000000	1.7102833E-16	0.000000	1.2645190E-06
29	6.8416672E-03	-6.0259915E-03	6.8416672E-03	0.000000	1.8905259E-16	0.000000	1.3977941E-06
30	5.6373704E-03	-6.0171011E-03	5.6373704E-03	0.000000	2.0740000E-16	0.000000	1.5334490E-06
31	4.4347964E-03	-6.0087567E-03	4.4347964E-03	0.000000	2.2605383E-16	8.6736174E-19	1.6713569E-06
32	3.2338117E-03	-6.0012518E-03	3.2338117E-03	0.000000	2.4498393E-16	0.000000	1.8113188E-06
33	2.0342244E-03	-5.9948157E-03	2.0342244E-03	0.000000	2.6415463E-16	-4.3368087E-19	1.9530598E-06
34	8.3580338E-04	-5.9896103E-03	8.3580338E-04	0.000000	2.8351539E-16	-2.1684043E-19	2.0962217E-06
35	-3.6170207E-04	-5.9857301E-03	-3.6170207E-04	0.000000	3.0300965E-16	1.0842022E-19	2.2403560E-06
36	-1.5585694E-03	-5.9831515E-03	-1.5585694E-03	0.000000	3.2256447E-16	2.1684043E-19	2.3849201E-06
37	-2.7550380E-03	-5.9817028E-03	-2.7550380E-03	0.000000	3.4210706E-16	8.6736174E-19	2.5294107E-06
38	-3.9513071E-03	-5.9811020E-03	-3.9513071E-03	0.000000	3.6164462E-16	0.000000	2.6738039E-06
39	-5.1475282E-03	-5.9809724E-03	-5.1475282E-03	0.000000	7.6235843E-16	-8.6736174E-19	2.8181687E-06

```
+-------------------------------------------------------------------------------------------------------------------------------+
|                   PARATIEPLUS(TM)   NLS ENGINE RELEASE  2018.0    FULL VERSION  *Build date:Nov 13, 2017*                    |
|                                                                                                                               |
|                                    NewProject.BaseDesignSection_28.SISMICAGEO_1273                                            |
|                                   Exe Time : 4 September 2018 18:00:42                                                        |
+-------------------------------------------------------------------------------------------------------------------------------+
New Project


S T R E S S   R E S U L T S   F O R   G R O U P   N O.   1

0_L                                                          :
ELEMENT TYPE    5 NO.OF ELEMENTS. IN THIS GROUP   39
C U R R E N T   T I M E   I S      4.0000

 HARDENING 2D SOIL ELEMENT

 ****** TOTAL STRESS FORMULATION *****

  EL *   FORCE     DISPL-Y  VERTICAL-P  HORIZON.-P     MAX-V-P     MAX-H-P           STATE   STIFFNESS Z-LEVEL      PORE
E FACTOR    UFACTOR       Peq           Su_a         Su_p     LAYER
 ------------------------------------------------------------------------------------------------------------------------------
-------------------------------------------------------------------------------------------
   1 D   0.000     -4.0367E-02   0.000       0.000       0.000       0.000           UL-RL  1.7055E+04   0.000       0.000
1.000       1.000       0.000       0.000       0.000     DI1_164_167_L_0
   2 D  0.3183     -3.9144E-02   3.200       1.591       3.200       1.618           UL-RL  1.7055E+04 -0.2000       0.000
1.000       1.000       1.591       0.000       0.000     DI1_164_167_L_0
   3 D  0.5846     -3.7920E-02   6.400       2.923       6.400       3.200           UL-RL  1.7055E+04 -0.4000       0.000
1.000       1.000       2.923       0.000       0.000     DI1_164_167_L_0
   4 D  0.8489     -3.6697E-02   9.600       4.244       9.600       4.800           UL-RL  1.7055E+04 -0.6000       0.000
1.000       1.000       4.244       0.000       0.000     DI1_164_167_L_0
   5 D   1.113     -3.5474E-02   12.80       5.565       12.80       6.400           UL-RL  1.7055E+04 -0.8000       0.000
1.000       1.000       5.565       0.000       0.000     DI1_164_167_L_0
   6 D   1.377     -3.4251E-02   16.00       6.886       16.00       8.000           UL-RL  1.7055E+04  -1.000       0.000
1.000       1.000       6.886       0.000       0.000     DI1_164_167_L_0
   7 D   1.642     -3.3028E-02   19.20       8.208       19.20       9.600           UL-RL  1.7055E+04  -1.200       0.000
1.000       1.000       8.208       0.000       0.000     DI1_164_167_L_0
   8 D   1.906     -3.1805E-02   22.40       9.529       22.40       11.20           UL-RL  1.7055E+04  -1.400       0.000
1.000       1.000       9.529       0.000       0.000     DI1_164_167_L_0
   9 D   2.170     -3.0582E-02   25.60       10.85       25.60       12.80           UL-RL  1.7055E+04  -1.600       0.000
1.000       1.000       10.85       0.000       0.000     DI1_164_167_L_0
  10 D   2.434     -2.9359E-02   28.80       12.17       28.80       14.40           UL-RL  1.7055E+04  -1.800       0.000
1.000       1.000       12.17       0.000       0.000     DI1_164_167_L_0
  11 D   2.698     -2.8137E-02   32.00       13.49       32.00       16.00           UL-RL  1.7055E+04  -2.000       0.000
1.000       1.000       13.49       0.000       0.000     DI1_164_167_L_0
  12 D   2.962     -2.6914E-02   35.20       14.81       35.20       17.60           UL-RL  1.7055E+04  -2.200       0.000
1.000       1.000       14.81       0.000       0.000     DI1_164_167_L_0
  13 D   3.226     -2.5692E-02   38.40       16.13       38.40       19.20           UL-RL  1.7055E+04  -2.400       0.000
1.000       1.000       16.13       0.000       0.000     DI1_164_167_L_0
  14 D   3.490     -2.4469E-02   41.60       17.45       41.60       20.80           UL-RL  1.7055E+04  -2.600       0.000
1.000       1.000       17.45       0.000       0.000     DI1_164_167_L_0
  15 D   3.754     -2.3248E-02   44.80       18.77       44.80       22.40           UL-RL  1.7055E+04  -2.800       0.000
1.000       1.000       18.77       0.000       0.000     DI1_164_167_L_0
  16 D   4.018     -2.2026E-02   48.00       20.09       48.00       24.00           UL-RL  1.7055E+04  -3.000       0.000
1.000       1.000       20.09       0.000       0.000     DI1_164_167_L_0
  17 D   3.212     -2.0805E-02   51.20       21.41       51.20       25.60           UL-RL  1.7055E+04  -3.200       0.000
1.000       1.000       21.41       0.000       0.000     DI1_164_167_L_0
  18 D   3.310     -2.0195E-02   52.80       22.07       52.80       26.40           UL-RL  1.7055E+04  -3.300       0.000
1.000       1.000       22.07       0.000       0.000     DI1_164_167_L_0
  19 D   4.678     -1.8975E-02   56.00       23.39       56.00       28.00           UL-RL  1.7055E+04  -3.500       0.000
1.000       1.000       23.39       0.000       0.000     DI1_164_167_L_0
  20 D   4.941     -1.7756E-02   59.20       24.71       59.20       29.60           UL-RL  1.7055E+04  -3.700       0.000
1.000       1.000       24.71       0.000       0.000     DI1_164_167_L_0
  21 D   5.205     -1.6538E-02   62.40       26.02       62.40       31.20           UL-RL  1.7055E+04  -3.900       0.000
1.000       1.000       26.02       0.000       0.000     DI1_164_167_L_0
  22 D   5.468     -1.5320E-02   65.60       27.34       65.60       32.80           UL-RL  1.7055E+04  -4.100       0.000
1.000       1.000       27.34       0.000       0.000     DI1_164_167_L_0
  23 D   5.731     -1.4105E-02   68.80       28.66       68.80       34.40           UL-RL  1.7055E+04  -4.300       0.000
1.000       1.000       28.66       0.000       0.000     DI1_164_167_L_0
  24 D   5.994     -1.2890E-02   72.00       29.97       72.00       36.00           UL-RL  1.7055E+04  -4.500       0.000
1.000       1.000       29.97       0.000       0.000     DI1_164_167_L_0
```

```
  25 D   6.257     -1.1677E-02   75.20       31.29       75.20       37.60          UL-RL  1.7055E+04  -4.700       0.000
1.000       1.000       31.29       0.000       0.000     DI1_164_167_L_0
  26 D   6.520     -1.0465E-02   78.40       32.60       78.40       39.20          UL-RL  1.7055E+04  -4.900       0.000
1.000       1.000       32.60       0.000       0.000     DI1_164_167_L_0
  27 D   6.086     -9.2557E-03   81.60       30.43       81.60       40.80          UL-RL  4.0709E+04  -5.100       0.000
1.000       1.000       30.43       0.000       0.000     DI2_165_168_L_0
  28 D   6.325     -8.0478E-03   84.80       31.62       84.80       42.40          UL-RL  4.0709E+04  -5.300       0.000
1.000       1.000       31.62       0.000       0.000     DI2_165_168_L_0
  29 D   6.563     -6.8417E-03   88.00       32.82       88.00       44.00          UL-RL  4.0709E+04  -5.500       0.000
1.000       1.000       32.82       0.000       0.000     DI2_165_168_L_0
  30 D   6.802     -5.6374E-03   91.20       34.01       91.20       45.60          UL-RL  4.0709E+04  -5.700       0.000
1.000       1.000       34.01       0.000       0.000     DI2_165_168_L_0
  31 D   7.041     -4.4348E-03   94.40       35.20       94.40       47.20          UL-RL  4.0709E+04  -5.900       0.000
1.000       1.000       35.20       0.000       0.000     DI2_165_168_L_0
  32 D   7.279     -3.2338E-03   97.60       36.40       97.60       48.80          UL-RL  4.0709E+04  -6.100       0.000
1.000       1.000       36.40       0.000       0.000     DI2_165_168_L_0
  33 D   7.518     -2.0342E-03   100.8       37.59       100.8       50.40          UL-RL  4.0709E+04  -6.300       0.000
1.000       1.000       37.59       0.000       0.000     DI2_165_168_L_0
  34 D   7.756     -8.3580E-04   104.0       38.78       104.0       52.00          UL-RL  4.0709E+04  -6.500       0.000
1.000       1.000       38.78       0.000       0.000     DI2_165_168_L_0
  35 D   12.25      3.6170E-04   107.2       61.25       107.2       64.12          UL-RL  4.0709E+04  -6.700       0.000
1.000       1.000       61.25       0.000       0.000     DI2_165_168_L_0
  36 D   18.53      1.5586E-03   110.4       92.64       110.4       92.64          UL-RL  4.0709E+04  -6.900       0.000
1.000       1.000       92.64       0.000       0.000     DI2_165_168_L_0
  37 D   24.59      2.7550E-03   113.6       122.9       113.6       122.9          UL-RL  4.0709E+04  -7.100       0.000
1.000       1.000       122.9       0.000       0.000     DI2_165_168_L_0
  38 D   30.65      3.9513E-03   116.8       153.2       116.8       153.2          UL-RL  4.0709E+04  -7.300       0.000
1.000       1.000       153.2       0.000       0.000     DI2_165_168_L_0
  39 D   18.35      5.1475E-03   120.0       183.5       120.0       183.5          UL-RL  4.0709E+04  -7.500       0.000
1.000       1.000       183.5       0.000       0.000     DI2_165_168_L_0
```

```
+-------------------------------------------------------------------------------------------------------------------------------+
|                   PARATIEPLUS(TM)   NLS ENGINE RELEASE  2018.0    FULL VERSION  *Build date:Nov 13, 2017*                    |
|                                                                                                                               |
|                                    NewProject.BaseDesignSection_28.SISMICAGEO_1273                                            |
|                                   Exe Time : 4 September 2018 18:00:42                                                        |
+-------------------------------------------------------------------------------------------------------------------------------+
New Project


S T R E S S   R E S U L T S   F O R   G R O U P   N O.   2

0_R                                                          :
ELEMENT TYPE    5 NO.OF ELEMENTS. IN THIS GROUP   39
C U R R E N T   T I M E   I S      4.0000

 HARDENING 2D SOIL ELEMENT

 ****** TOTAL STRESS FORMULATION *****

  EL *   FORCE     DISPL-Y  VERTICAL-P  HORIZON.-P     MAX-V-P     MAX-H-P           STATE   STIFFNESS Z-LEVEL      PORE
E FACTOR    UFACTOR       Peq           Su_a         Su_p     LAYER
 ------------------------------------------------------------------------------------------------------------------------------
-------------------------------------------------------------------------------------------
   1     0.000         --          --          --          --          --          REMOVED     --        0.000       0.000
1.000       1.000       0.000       0.000       0.000     not available
   2     0.000         --          --          --          --          --          REMOVED     --      -0.2000       0.000
1.000       1.000       0.000       0.000       0.000     not available
   3     0.000         --          --          --          --          --          REMOVED     --      -0.4000       0.000
1.000       1.000       0.000       0.000       0.000     not available
   4     0.000         --          --          --          --          --          REMOVED     --      -0.6000       0.000
1.000       1.000       0.000       0.000       0.000     not available
   5     0.000         --          --          --          --          --          REMOVED     --      -0.8000       0.000
1.000       1.000       0.000       0.000       0.000     not available
   6     0.000         --          --          --          --          --          REMOVED     --       -1.000       0.000
1.000       1.000       0.000       0.000       0.000     not available
   7     0.000         --          --          --          --          --          REMOVED     --       -1.200       0.000
1.000       1.000       0.000       0.000       0.000     not available
   8     0.000         --          --          --          --          --          REMOVED     --       -1.400       0.000
1.000       1.000       0.000       0.000       0.000     not available
   9     0.000         --          --          --          --          --          REMOVED     --       -1.600       0.000
1.000       1.000       0.000       0.000       0.000     not available
  10     0.000         --          --          --          --          --          REMOVED     --       -1.800       0.000
1.000       1.000       0.000       0.000       0.000     not available
  11     0.000         --          --          --          --          --          REMOVED     --       -2.000       0.000
1.000       1.000       0.000       0.000       0.000     not available
  12     0.000         --          --          --          --          --          REMOVED     --       -2.200       0.000
1.000       1.000       0.000       0.000       0.000     not available
  13     0.000         --          --          --          --          --          REMOVED     --       -2.400       0.000
1.000       1.000       0.000       0.000       0.000     not available
  14     0.000         --          --          --          --          --          REMOVED     --       -2.600       0.000
1.000       1.000       0.000       0.000       0.000     not available
  15     0.000         --          --          --          --          --          REMOVED     --       -2.800       0.000
1.000       1.000       0.000       0.000       0.000     not available
  16     0.000         --          --          --          --          --          REMOVED     --       -3.000       0.000
1.000       1.000       0.000       0.000       0.000     not available
  17     0.000         --          --          --          --          --          REMOVED     --       -3.200       0.000
1.000       1.000       0.000       0.000       0.000     not available
  18 D   0.000      2.0195E-02   0.000       0.000       0.000       0.000         UL-RL  1.3956E+04  -3.300       0.000
1.000       1.000       0.000       0.000       0.000     DI1_164_167_L_0
  19 D   1.259      1.8975E-02   3.200       6.297       56.00       28.00         UL-RL  1.3956E+04  -3.500       0.000
1.000       1.000       6.297       0.000       0.000     DI1_164_167_L_0
  20 D   2.528      1.7756E-02   6.400       12.64       59.20       29.60         UL-RL  1.3956E+04  -3.700       0.000
1.000       1.000       12.64       0.000       0.000     DI1_164_167_L_0
  21 D   4.444      1.6538E-02   9.600       22.22       62.40       31.20         UL-RL  1.3956E+04  -3.900       0.000
1.000       1.000       22.22       0.000       0.000     DI1_164_167_L_0
  22 D   6.420      1.5320E-02   12.80       32.10       65.60       32.80         UL-RL  1.3956E+04  -4.100       0.000
1.000       1.000       32.10       0.000       0.000     DI1_164_167_L_0
  23 D   8.389      1.4105E-02   16.00       41.95       68.80       42.37         UL-RL  1.3956E+04  -4.300       0.000
1.000       1.000       41.95       0.000       0.000     DI1_164_167_L_0
  24 D   10.43      1.2890E-02   19.20       52.13       72.00       52.56         UL-RL  1.3956E+04  -4.500       0.000
1.000       1.000       52.13       0.000       0.000     DI1_164_167_L_0
```

```
  25 D   12.46      1.1677E-02   22.40       62.32       75.20       62.75          UL-RL  1.3956E+04  -4.700       0.000
1.000       1.000       62.32       0.000       0.000     DI1_164_167_L_0
  26 D   14.50      1.0465E-02   25.60       72.51       78.40       72.94          UL-RL  1.3956E+04  -4.900       0.000
1.000       1.000       72.51       0.000       0.000     DI1_164_167_L_0
  27 D   19.66      9.2557E-03   28.80       98.31       81.60       99.27          UL-RL  3.0039E+04  -5.100       0.000
1.000       1.000       98.31       0.000       0.000     DI2_165_168_L_0
  28 D   22.03      8.0478E-03   32.00       110.1       84.80       111.1          UL-RL  3.0039E+04  -5.300       0.000
1.000       1.000       110.1       0.000       0.000     DI2_165_168_L_0
  29 D   24.39      6.8417E-03   35.20       121.9       88.00       122.9          UL-RL  3.0039E+04  -5.500       0.000
1.000       1.000       121.9       0.000       0.000     DI2_165_168_L_0
  30 D   26.75      5.6374E-03   38.40       133.8       91.20       134.7          UL-RL  3.0039E+04  -5.700       0.000
1.000       1.000       133.8       0.000       0.000     DI2_165_168_L_0
  31 D   23.24      4.4348E-03   41.60       116.2       94.40       117.2          UL-RL  3.0039E+04  -5.900       0.000
1.000       1.000       116.2       0.000       0.000     DI2_165_168_L_0
  32 D   19.33      3.2338E-03   44.80       96.65       97.60       97.64          UL-RL  3.0039E+04  -6.100       0.000
1.000       1.000       96.65       0.000       0.000     DI2_165_168_L_0
  33 D   15.42      2.0342E-03   48.00       77.10       100.8       78.10          UL-RL  3.0039E+04  -6.300       0.000
1.000       1.000       77.10       0.000       0.000     DI2_165_168_L_0
  34 D   11.51      8.3580E-04   51.20       57.56       104.0       58.57          UL-RL  3.0039E+04  -6.500       0.000
1.000       1.000       57.56       0.000       0.000     DI2_165_168_L_0
  35 D   5.576     -3.6170E-04   54.40       27.88       107.2       53.60          UL-RL  3.0039E+04  -6.700       0.000
1.000       1.000       27.88       0.000       0.000     DI2_165_168_L_0
  36 D   4.056     -1.5586E-03   57.60       20.28       110.4       55.20          UL-RL  3.0039E+04  -6.900       0.000
1.000       1.000       20.28       0.000       0.000     DI2_165_168_L_0
  37 D   4.293     -2.7550E-03   60.80       21.46       113.6       56.80          UL-RL  3.0039E+04  -7.100       0.000
1.000       1.000       21.46       0.000       0.000     DI2_165_168_L_0
  38 D   4.529     -3.9513E-03   64.00       22.64       116.8       58.40          UL-RL  3.0039E+04  -7.300       0.000
1.000       1.000       22.64       0.000       0.000     DI2_165_168_L_0
  39 D   2.382     -5.1475E-03   67.20       23.82       120.0       60.00          UL-RL  3.0039E+04  -7.500       0.000
1.000       1.000       23.82       0.000       0.000     DI2_165_168_L_0
```

```
+-------------------------------------------------------------------------------------------------------------------------+
|                   PARATIEPLUS(TM)   NLS ENGINE RELEASE  2018.0    FULL VERSION  *Build date:Nov 13, 2017*              |
|                                                                                                                         |
|                                    NewProject.BaseDesignSection_28.SISMICAGEO_1273                                      |
|                                   Exe Time : 4 September 2018 18:00:42                                                  |
+-------------------------------------------------------------------------------------------------------------------------+
New Project


S T R E S S   R E S U L T S   F O R   G R O U P   N O.   3

WallElement_33                                                :
ELEMENT TYPE    2 NO.OF ELEMENTS. IN THIS GROUP   38
C U R R E N T   T I M E   I S      4.0000

 WALL2D ELEMENT

   EL      TA          TB          MA          MB
-------------------------------------------------------
    1-2.93493E-06 2.93493E-06 3.38455E-10-5.88729E-07
    2 0.31978    -0.31978     5.90087E-07 6.39547E-02
    3 0.90391    -0.90391    -6.39547E-02 0.24474
    4  1.7523     -1.7523    -0.24474     0.59519
    5  2.8648     -2.8648    -0.59519      1.1681
    6  4.2415     -4.2415     -1.1681      2.0165
    7  5.8825     -5.8825     -2.0165      3.1929
    8  7.7876     -7.7876     -3.1929      4.7505
    9  9.9569     -9.9569     -4.7505      6.7418
   10  12.390     -12.390     -6.7418      9.2199
   11  15.088     -15.088     -9.2199      12.237
   12  18.049     -18.049     -12.237      15.847
   13  21.275     -21.275     -15.847      20.102
   14  24.764     -24.764     -20.102      25.055
   15  28.523     -28.523     -25.055      30.760
   16  32.519     -32.519     -30.760      37.264
   17  35.919     -35.919     -37.264      40.855
   18  39.067     -39.067     -40.855      48.669
   19  42.485     -42.485     -48.669      57.166
   20  44.899     -44.899     -57.166      66.146
   21  45.659     -45.659     -66.146      75.278
   22  44.707     -44.707     -75.278      84.219
   23  42.049     -42.049     -84.219      92.629
   24  37.617     -37.617     -92.629      100.15
   25  31.411     -31.411     -100.15      106.43
   26  23.430     -23.430     -106.43      111.12
   27  9.8531     -9.8531     -111.12      113.09
   28 -5.8478      5.8478     -113.09      111.92
   29 -23.673      23.673     -111.92      107.19
   30 -43.623      43.623     -107.19      98.462
   31 -59.824      59.824     -98.462      86.497
   32 -71.874      71.874     -86.497      72.123
   33 -79.776      79.776     -72.123      56.167
   34 -83.531      83.531     -56.167      39.461
   35 -76.858      76.858     -39.461      24.090
   36 -62.386      62.386     -24.090      11.612
   37 -42.090      42.090     -11.612      3.1943
   38 -15.971      15.971     -3.1943    -7.13527E-11
```

```
+-------------------------------------------------------------------------------------------------------------------------+
|                   PARATIEPLUS(TM)   NLS ENGINE RELEASE  2018.0    FULL VERSION  *Build date:Nov 13, 2017*              |
|                                                                                                                         |
|                                    NewProject.BaseDesignSection_28.SISMICAGEO_1273                                      |
|                                   Exe Time : 4 September 2018 18:00:42                                                  |
+-------------------------------------------------------------------------------------------------------------------------+
New Project


S T R E S S   R E S U L T S   F O R   G R O U P   N O.   4

WallElement_New_20092                                          :
ELEMENT TYPE    2 NO.OF ELEMENTS. IN THIS GROUP   17
C U R R E N T   T I M E   I S      4.0000

 WALL2D ELEMENT

   EL      TA          TB          MA          MB
-----------------------------------------------------
    1 2.93836E-06-2.93836E-06 2.92857E-12 5.87669E-07
    2 4.76019E-04-4.76019E-04-5.87658E-07 9.57915E-05
    3 9.70045E-04-9.70045E-04-9.57915E-05 2.89801E-04
    4 1.48380E-03-1.48380E-03-2.89801E-04 5.86561E-04
    5 2.01725E-03-2.01725E-03-5.86561E-04 9.90010E-04
    6 2.57042E-03-2.57042E-03-9.90010E-04 1.50409E-03
    7 3.14302E-03-3.14302E-03-1.50409E-03 2.13270E-03
    8 3.73587E-03-3.73587E-03-2.13270E-03 2.87987E-03
    9 4.34545E-03-4.34545E-03-2.87987E-03 3.74896E-03
   10 4.98433E-03-4.98433E-03-3.74896E-03 4.74583E-03
   11 5.60477E-03-5.60477E-03-4.74583E-03 5.86678E-03
   12 6.38390E-03-6.38390E-03-5.86678E-03 7.14356E-03
   13 6.65939E-03-6.65939E-03-7.14356E-03 8.47544E-03
   14 8.90148E-03-8.90148E-03-8.47544E-03 1.02557E-02
   15 3.88916E-03-3.88916E-03-1.02557E-02 1.10336E-02
   16 2.60333E-02-2.60333E-02-1.10336E-02 1.62403E-02
   17-0.16240     0.16240    -1.62403E-02 1.15064E-11
```

```
+-------------------------------------------------------------------------------------------------------------------------+
|                   PARATIEPLUS(TM)   NLS ENGINE RELEASE  2018.0    FULL VERSION  *Build date:Nov 13, 2017*               |
|                                                                                                                         |
|                                    NewProject.BaseDesignSection_28.SISMICAGEO_1273                                      |
|                                   Exe Time : 4 September 2018 18:00:42                                                  |
+-------------------------------------------------------------------------------------------------------------------------+


     F I N A L    I N C R E M E N T A L    A N A L Y S I S

                    S U M M A R Y

     STEP                                    NO. OF ITERATIONS

        1           CONVERGENCE :YES                        0
        2           CONVERGENCE :YES                        7
        3           CONVERGENCE :YES                        3
        4           CONVERGENCE :YES                        0


 END OF PROCESS FOR PROBLEM
New Project
NONLINEAR SOLUTION CPU TIME ....    0.05 [sec]
DATABASE  CREATION CPU TIME.....    0.20 [sec]
```

21 ALLEGATI PARATIA TIPO 1

Design Assumption : Nominal - File di Paratie - File di input (.d)

```
* PARATIE ANALYSIS FOR DESIGN SECTION:Base Design Section USING ASSUMPTION: Nominal
 * Time:martedì 4 settembre 2018 18:01:29
 * 1: Defining general settings
 UNIT  m kN
 TITLE New Project
 DELTA 0.2
 option param itemax 40
 option control hinges 0 0.0001 0.001

 * 2: Defining wall(s)
 WALL LeftWall_32 0 -7.5 0 1

 * 3: Defining surfaces for wall(s)
 SOIL 0_L LeftWall_32 -7.5 0 1 0
 SOIL 0_R LeftWall_32 -7.5 0 2 180

 * 4: Defining soil layers
 *
 * Soil Profile (Rilevato_2_8_L_0)
 *
 LDATA Rilevato_2_8_L_0 3 LeftWall_32
 ATREST 0.5 0.5 1
 WEIGHT 19 10 10
 PERMEABILITY 0.0001
 RESISTANCE 0 38 0 0 0
 YOUNG 1.5E+04 4.5E+04
 ENDL
 *
 * Soil Profile (DI1_164_167_L_0)
 *
 LDATA DI1_164_167_L_0 0 LeftWall_32
 ATREST 0.5 0.5 1
 WEIGHT 16 6 10
 PERMEABILITY 1E-05
 RESISTANCE 0 30 0 0 0
 YOUNG 3E+04 4.8E+04
 ENDL
 *
 * Soil Profile (DI2_165_168_L_0)
 *
 LDATA DI2_165_168_L_0 -5 LeftWall_32
 ATREST 0.5 0.5 1
 WEIGHT 16 6 10
 PERMEABILITY 1E-05
 RESISTANCE 1 33 0 0 0
 YOUNG 6.8E+04 1.088E+05
 ENDL

 * 5: Defining structural materials
 * Steel material: 108 Name=Fe360 E=206000200 kPa
 MATERIAL Fe360_108 2.06E+08
 * Concrete material: 104 Name=C25/30 E=31475800 kPa
 MATERIAL C2530_104 3.148E+07
 * Rebar material: 124 Name=acciaio armonico E=200100000 kPa
 MATERIAL acciaioarmonico_124 2.001E+08
 * Concrete material: 103 Name=C20/25 E=29962000 kPa
 MATERIAL C2025_103 2.996E+07

 * 6: Defining structural elements
 * 6.1: Beams and combined Wall Elements
 BEAM WallElement_33 LeftWall_32 -7.5 0 C2530_104 0.9794 00 00 0


 * 6.2: Supports
 WIRE Tieback_175 LeftWall_32 0 acciaioarmonico_124 8.441E-06 138.5 30 0 0
```

```
* 6.3: Strips
STRIP LeftWall_32 5 6 1 4 0 20 45
STRIP LeftWall_32 1 6 11.5 18.5 2.7 20 45

* 7: Defining Steps
STEP Stage1_31
CHANGE Rilevato_2_8_L_0 U-FRICT=38 LeftWall_32
CHANGE Rilevato_2_8_L_0 D-FRICT=38 LeftWall_32
CHANGE Rilevato_2_8_L_0 U-KA=0.238 LeftWall_32
CHANGE Rilevato_2_8_L_0 U-KP=7.232 LeftWall_32
CHANGE Rilevato_2_8_L_0 D-KA=0.238 LeftWall_32
CHANGE Rilevato_2_8_L_0 D-KP=7.232 LeftWall_32
CHANGE DI1_164_167_L_0 U-FRICT=30 LeftWall_32
CHANGE DI1_164_167_L_0 D-FRICT=30 LeftWall_32
CHANGE DI1_164_167_L_0 U-KA=0.333 LeftWall_32
CHANGE DI1_164_167_L_0 U-KP=5.425 LeftWall_32
CHANGE DI1_164_167_L_0 D-KA=0.333 LeftWall_32
CHANGE DI1_164_167_L_0 D-KP=4.288 LeftWall_32
CHANGE DI2_165_168_L_0 U-FRICT=33 LeftWall_32
CHANGE DI2_165_168_L_0 D-FRICT=33 LeftWall_32
CHANGE DI2_165_168_L_0 U-KA=0.295 LeftWall_32
CHANGE DI2_165_168_L_0 U-KP=6.716 LeftWall_32
CHANGE DI2_165_168_L_0 D-KA=0.295 LeftWall_32
CHANGE DI2_165_168_L_0 D-KP=5.16 LeftWall_32
CHANGE Rilevato_2_8_L_0 U-COHE=0 LeftWall_32
CHANGE Rilevato_2_8_L_0 U-ADHES=0 LeftWall_32
CHANGE Rilevato_2_8_L_0 D-COHE=0 LeftWall_32
CHANGE Rilevato_2_8_L_0 D-ADHES=0 LeftWall_32
CHANGE DI1_164_167_L_0 U-COHE=0 LeftWall_32
CHANGE DI1_164_167_L_0 U-ADHES=0 LeftWall_32
CHANGE DI1_164_167_L_0 D-COHE=0 LeftWall_32
CHANGE DI1_164_167_L_0 D-ADHES=0 LeftWall_32
CHANGE DI2_165_168_L_0 U-COHE=1 LeftWall_32
CHANGE DI2_165_168_L_0 U-ADHES=0 LeftWall_32
CHANGE DI2_165_168_L_0 D-COHE=1 LeftWall_32
CHANGE DI2_165_168_L_0 D-ADHES=0 LeftWall_32
SETWALL LeftWall_32
GEOM 0 0
WATER -18 0 -7.5 0 0
ADD WallElement_33
ENDSTEP

STEP Stage2_183
SETWALL LeftWall_32
GEOM 0 -1
WATER -18 0 -7.5 0 0
ENDSTEP

STEP Stage3_283
SETWALL LeftWall_32
GEOM 0 -1
WATER -18 0 -7.5 0 0
ADD Tieback_175
ENDSTEP

STEP Stage4_383
SETWALL LeftWall_32
GEOM 0 -4.6
WATER -18 0 -7.5 0 0
ENDSTEP

STEP Stage5_744
SETWALL LeftWall_32
GEOM 0 -4.1
WATER -18 0 -7.5 0 0
ENDSTEP

STEP Stage6_2841
SETWALL LeftWall_32
GEOM 0 -4.1
```

```
WATER -18 0 -7.5 0 0
CHANGE Rilevato_2_8_L_0 U-KAED=0.5012 LeftWall_32
CHANGE Rilevato_2_8_L_0 U-KAEW=0.9178 LeftWall_32
CHANGE Rilevato_2_8_L_0 U-KPED=6.81 LeftWall_32
CHANGE Rilevato_2_8_L_0 U-KPEW=4.494 LeftWall_32
CHANGE Rilevato_2_8_L_0 D-KAED=0.4503 LeftWall_32
CHANGE Rilevato_2_8_L_0 D-KAEW=1.409 LeftWall_32
CHANGE Rilevato_2_8_L_0 D-KPED=4.152 LeftWall_32
CHANGE Rilevato_2_8_L_0 D-KPEW=0.8263 LeftWall_32
CHANGE DI1_164_167_L_0 U-KAED=0.6631 LeftWall_32
CHANGE DI1_164_167_L_0 U-KAEW=1.865 LeftWall_32
CHANGE DI1_164_167_L_0 U-KPED=5.411 LeftWall_32
CHANGE DI1_164_167_L_0 U-KPEW=2.343 LeftWall_32
CHANGE DI1_164_167_L_0 D-KAED=0.6024 LeftWall_32
CHANGE DI1_164_167_L_0 D-KAEW=1.682 LeftWall_32
CHANGE DI1_164_167_L_0 D-KPED=2.205 LeftWall_32
CHANGE DI1_164_167_L_0 D-KPEW=0.8263 LeftWall_32
CHANGE DI2_165_168_L_0 U-KAED=0.5974 LeftWall_32
CHANGE DI2_165_168_L_0 U-KAEW=1.888 LeftWall_32
CHANGE DI2_165_168_L_0 U-KPED=6.79 LeftWall_32
CHANGE DI2_165_168_L_0 U-KPEW=3.661 LeftWall_32
CHANGE DI2_165_168_L_0 D-KAED=0.5379 LeftWall_32
CHANGE DI2_165_168_L_0 D-KAEW=1.735 LeftWall_32
CHANGE DI2_165_168_L_0 D-KPED=2.789 LeftWall_32
CHANGE DI2_165_168_L_0 D-KPEW=0.8263 LeftWall_32
EQK 0.3474 0.1737 -0.1737 0 0.5 0 0.5 0 0
WOOD 22.79 22.79 -4.1 0
* Include pressure contribution from wall: LeftWall_32
* Include wall contribution
DLOAD step LeftWall_32 -4.1 7.556 0 7.556
ENDSTEP
```

Design Assumption : Nominal - File di Paratie - File di output (.out)

```
+-------------------------------------------------------------------------------------------------------------------------+
|                   PARATIEPLUS(TM)   NLS ENGINE RELEASE  2018.0    FULL VERSION  *Build date:Nov 13, 2017*               |
|                                                                                                                         |
|                                      NewProject.BaseDesignSection_28.Nominal_63                                         |
|                                  Exe Time : 4 September 2018 18:01:29                                                   |
+-------------------------------------------------------------------------------------------------------------------------+

                  ********************************************************
                  *                                                      *
                  *  PARATIE PLUS Non-Linear Spring Engine               *
                  *                                                      *
                  *          AN ELASTOPLASTIC FINITE ELEMENT PROGRAM     *
                  *          FOR FLEXIBLE EARTH-RETAINING STRUCTURES     *
                  *                                                      *
                  *          Written by Ce.A.S. s.r.l. (ITALY)           *
                  *          with the scientific supervision of          *
                  *          Roberto Nova - full professor SOIL MECHANICS*
                  *          at Politecnico di Milano (ITALY)            *
                  *                                                      *
                  ********************************************************
                  *                                                      *
                  *  RELEASE   2018.0     *Build date:Nov 13, 2017*    *
                  *                                                      *
                  *                                                      *
                  *  Ce.A.S.     S.R.L   CENTRO DI ANALISI STRUTTURALE   *
                  *              VIALE   GIUSTINIANO 10                  *
                  *              20129   M I L A N O  (ITALIA)           *
                  *  TEL.        +39 02 2020221                          *
                  *                                                      *
                  *  email       bruno.becci@ceas.it                     *
                  *  Web Page    www.ceas.it     www.paratieplus.com     *
                  ********************************************************
```

```
 JOB : NewProject.BaseDesignSection_28.Nominal_63
 STARTING
ACCEPTED   <FILE,GENW                                                    >
ACCEPTED   <FILE,PLOTTER,BINARY                                          >
ACCEPTED   <SOLVE TOTAL_STRESS                                           >
ACCEPTED   <PARAM ITEMAX 40                                              >
ACCEPTED   <CONTROL HINGES 0 0.0001 0.001                                >


                ********************************************************
                *                                                      *
                *  WARNING : PORE PRESSURES ARE AUTOMATICALLY COMPUTED   *
                *    BY THE PROGRAM.                                   *
                ********************************************************

PRELIMINARY OPERATIONS CPU TIME     0.00 [sec]
```

```
+-------------------------------------------------------------------------------------------------------------------------+
|                   PARATIEPLUS(TM)   NLS ENGINE RELEASE  2018.0    FULL VERSION  *Build date:Nov 13, 2017*              |
|                                                                                                                         |
|                                      NewProject.BaseDesignSection_28.Nominal_63                                         |
|                                  Exe Time : 4 September 2018 18:01:29                                                   |
+-------------------------------------------------------------------------------------------------------------------------+


INPUT FILE HAS BEEN GENERATED BY WALGEN PROGRAM


New Project


NO. OF NODAL POINTS (NUMNP) ...................   39
NO. OF COORDINATES  (NCOORD)...................    2
NO. OF NODE DOFS    (NDOF).....................    2
NO. OF EQUATIONS    (NEQ)......................   78
NO. OF CONSTRAINTS CARDS (NVINC)...............    0
NO. OF ELEMENT GROUPS (NEG)....................    4
NO. OF SOLUTION STEPS (NSTE)...................    6
NO. OF ELEMENT SETS ATTACHED TO SLAVE NODES ...    0
NO. OF RECORD FROM WALGEN .....................  126
NO. OF LONG NAMES (LASTNAME) ..................   24
LENGTH UNIT CHOICE ............................    3 (M   )
FORCE  UNIT CHOICE ............................    3 (KN  )
MAX PORE PRESSURE TABLE LENGTH.................    1
NO. OF ELEMENT GROUPS REQUIRING ADD. SLIP DOF .    0


IDOFA (01) =  2  Y-DISPL.F
IDOFA (02) =  4   X-ROT. F

 RELEVANT ITEMS UNITS

 STRESSES                  kPa
 Y-DISPLACEMENTS           m
 ROTATIONS                 RADIANS
 BEAM AND SLAB MOMENTS     kN*m/m
 BEAM SHEAR FORCES         kN/m
 ANCHOR FORCES             kN/m
 AXIAL FORCES IN TRUSSES   kN/m
 AXIAL FORCES SPRINGS      kN/m
 Y-REACTIONS               kN/m
 X-MOMENT REACTIONS        kN*m/m
 ETC.
```

```
+-------------------------------------------------------------------------------------------------------------------------+
|                   PARATIEPLUS(TM)   NLS ENGINE RELEASE  2018.0    FULL VERSION  *Build date:Nov 13, 2017*               |
|                                                                                                                         |
|                                      NewProject.BaseDesignSection_28.Nominal_63                                         |
|                                   Exe Time : 4 September 2018 18:01:29                                                  |
+-------------------------------------------------------------------------------------------------------------------------+
                   P R E P R O C E S S O R     D A T A

                   N O.  O F   C O M M A N D S    126

    1 : UNIT  m kN
    2 : TITLE New Project
    3 : DELTA 0.2
    4 : option param itemax 40
    5 : option control hinges 0 0.0001 0.001
    6 : WALL LeftWall_32 0 -7.5 0 1
    7 : SOIL 0_L LeftWall_32 -7.5 0 1 0
    8 : SOIL 0_R LeftWall_32 -7.5 0 2 180
    9 : LDATA Rilevato_2_8_L_0 3 LeftWall_32
   10 : ATREST 0.5 0.5 1
   11 : WEIGHT 19 10 10
   12 : PERMEABILITY 0.0001
   13 : RESISTANCE 0 38 0 0 0
   14 : YOUNG 1.5E+04 4.5E+04
   15 : ENDL
   16 : LDATA DI1_164_167_L_0 0 LeftWall_32
   17 : ATREST 0.5 0.5 1
   18 : WEIGHT 16 6 10
   19 : PERMEABILITY 1E-05
   20 : RESISTANCE 0 30 0 0 0
   21 : YOUNG 3E+04 4.8E+04
   22 : ENDL
   23 : LDATA DI2_165_168_L_0 -5 LeftWall_32
   24 : ATREST 0.5 0.5 1
   25 : WEIGHT 16 6 10
   26 : PERMEABILITY 1E-05
   27 : RESISTANCE 1 33 0 0 0
   28 : YOUNG 6.8E+04 1.088E+05
   29 : ENDL
   30 : MATERIAL Fe360_108 2.06E+08
   31 : MATERIAL C2530_104 3.148E+07
   32 : MATERIAL acciaioarmonico_124 2.001E+08
   33 : MATERIAL C2025_103 2.996E+07
   34 : BEAM WallElement_33 LeftWall_32 -7.5 0 C2530_104 0.9794 00 00 0
   35 : WIRE Tieback_175 LeftWall_32 0 acciaioarmonico_124 8.441E-06 138.5 30 0 0
   36 : STRIP LeftWall_32 5 6 1 4 0 20 45
   37 : STRIP LeftWall_32 1 6 11.5 18.5 2.7 20 45
   38 : STEP Stage1_31
   39 : CHANGE Rilevato_2_8_L_0 U-FRICT=38 LeftWall_32
   40 : CHANGE Rilevato_2_8_L_0 D-FRICT=38 LeftWall_32
   41 : CHANGE Rilevato_2_8_L_0 U-KA=0.238 LeftWall_32
   42 : CHANGE Rilevato_2_8_L_0 U-KP=7.232 LeftWall_32
   43 : CHANGE Rilevato_2_8_L_0 D-KA=0.238 LeftWall_32
   44 : CHANGE Rilevato_2_8_L_0 D-KP=7.232 LeftWall_32
   45 : CHANGE DI1_164_167_L_0 U-FRICT=30 LeftWall_32
   46 : CHANGE DI1_164_167_L_0 D-FRICT=30 LeftWall_32
   47 : CHANGE DI1_164_167_L_0 U-KA=0.333 LeftWall_32
   48 : CHANGE DI1_164_167_L_0 U-KP=5.425 LeftWall_32
   49 : CHANGE DI1_164_167_L_0 D-KA=0.333 LeftWall_32
   50 : CHANGE DI1_164_167_L_0 D-KP=4.288 LeftWall_32
   51 : CHANGE DI2_165_168_L_0 U-FRICT=33 LeftWall_32
   52 : CHANGE DI2_165_168_L_0 D-FRICT=33 LeftWall_32
   53 : CHANGE DI2_165_168_L_0 U-KA=0.295 LeftWall_32
   54 : CHANGE DI2_165_168_L_0 U-KP=6.716 LeftWall_32
   55 : CHANGE DI2_165_168_L_0 D-KA=0.295 LeftWall_32
   56 : CHANGE DI2_165_168_L_0 D-KP=5.16 LeftWall_32
   57 : CHANGE Rilevato_2_8_L_0 U-COHE=0 LeftWall_32
   58 : CHANGE Rilevato_2_8_L_0 U-ADHES=0 LeftWall_32
   59 : CHANGE Rilevato_2_8_L_0 D-COHE=0 LeftWall_32
   60 : CHANGE Rilevato_2_8_L_0 D-ADHES=0 LeftWall_32
   61 : CHANGE DI1_164_167_L_0 U-COHE=0 LeftWall_32
```

```
 62 : CHANGE DI1_164_167_L_0 U-ADHES=0 LeftWall_32
 63 : CHANGE DI1_164_167_L_0 D-COHE=0 LeftWall_32
 64 : CHANGE DI1_164_167_L_0 D-ADHES=0 LeftWall_32
 65 : CHANGE DI2_165_168_L_0 U-COHE=1 LeftWall_32
 66 : CHANGE DI2_165_168_L_0 U-ADHES=0 LeftWall_32
 67 : CHANGE DI2_165_168_L_0 D-COHE=1 LeftWall_32
 68 : CHANGE DI2_165_168_L_0 D-ADHES=0 LeftWall_32
 69 : SETWALL LeftWall_32
 70 : GEOM 0 0
 71 : WATER -18 0 -7.5 0 0
 72 : ADD WallElement_33
 73 : ENDSTEP
 74 : STEP Stage2_183
 75 : SETWALL LeftWall_32
 76 : GEOM 0 -1
 77 : WATER -18 0 -7.5 0 0
 78 : ENDSTEP
 79 : STEP Stage3_283
 80 : SETWALL LeftWall_32
 81 : GEOM 0 -1
 82 : WATER -18 0 -7.5 0 0
 83 : ADD Tieback_175
 84 : ENDSTEP
 85 : STEP Stage4_383
 86 : SETWALL LeftWall_32
 87 : GEOM 0 -4.6
 88 : WATER -18 0 -7.5 0 0
 89 : ENDSTEP
 90 : STEP Stage5_744
 91 : SETWALL LeftWall_32
 92 : GEOM 0 -4.1
 93 : WATER -18 0 -7.5 0 0
 94 : ENDSTEP
 95 : STEP Stage6_2841
 96 : SETWALL LeftWall_32
 97 : GEOM 0 -4.1
 98 : WATER -18 0 -7.5 0 0
 99 : CHANGE Rilevato_2_8_L_0 U-KAED=0.5012 LeftWall_32
100 : CHANGE Rilevato_2_8_L_0 U-KAEW=0.9178 LeftWall_32
101 : CHANGE Rilevato_2_8_L_0 U-KPED=6.81 LeftWall_32
102 : CHANGE Rilevato_2_8_L_0 U-KPEW=4.494 LeftWall_32
103 : CHANGE Rilevato_2_8_L_0 D-KAED=0.4503 LeftWall_32
104 : CHANGE Rilevato_2_8_L_0 D-KAEW=1.409 LeftWall_32
105 : CHANGE Rilevato_2_8_L_0 D-KPED=4.152 LeftWall_32
106 : CHANGE Rilevato_2_8_L_0 D-KPEW=0.8263 LeftWall_32
107 : CHANGE DI1_164_167_L_0 U-KAED=0.6631 LeftWall_32
108 : CHANGE DI1_164_167_L_0 U-KAEW=1.865 LeftWall_32
109 : CHANGE DI1_164_167_L_0 U-KPED=5.411 LeftWall_32
110 : CHANGE DI1_164_167_L_0 U-KPEW=2.343 LeftWall_32
111 : CHANGE DI1_164_167_L_0 D-KAED=0.6024 LeftWall_32
112 : CHANGE DI1_164_167_L_0 D-KAEW=1.682 LeftWall_32
113 : CHANGE DI1_164_167_L_0 D-KPED=2.205 LeftWall_32
114 : CHANGE DI1_164_167_L_0 D-KPEW=0.8263 LeftWall_32
115 : CHANGE DI2_165_168_L_0 U-KAED=0.5974 LeftWall_32
116 : CHANGE DI2_165_168_L_0 U-KAEW=1.888 LeftWall_32
117 : CHANGE DI2_165_168_L_0 U-KPED=6.79 LeftWall_32
118 : CHANGE DI2_165_168_L_0 U-KPEW=3.661 LeftWall_32
119 : CHANGE DI2_165_168_L_0 D-KAED=0.5379 LeftWall_32
120 : CHANGE DI2_165_168_L_0 D-KAEW=1.735 LeftWall_32
121 : CHANGE DI2_165_168_L_0 D-KPED=2.789 LeftWall_32
122 : CHANGE DI2_165_168_L_0 D-KPEW=0.8263 LeftWall_32
123 : EQK 0.3474 0.1737 -0.1737 0 0.5 0 0.5 0 0
124 : WOOD 22.79 22.79 -4.1 0
125 : DLOAD step LeftWall_32 -4.1 7.556 0 7.556
126 : ENDSTEP
```

```
+-----------------------------------------------------------------------------------------------------------------------+
|                  PARATIEPLUS(TM)   NLS ENGINE RELEASE  2018.0    FULL VERSION  *Build date:Nov 13, 2017*              |
|                                                                                                                       |
|                                      NewProject.BaseDesignSection_28.Nominal_63                                       |
|                                 Exe Time : 4 September 2018 18:01:29                                                  |
+-----------------------------------------------------------------------------------------------------------------------+
N O D A L   P O I N T   D A T A
--------------------------------

NODE     Y-COORD     Z-COORD / NODE     Y-COORD     Z-COORD / NODE     Y-COORD     Z-COORD / NODE     Y-COORD     Z-COORD /

   1  0.0000      0.0000     /    2  0.0000    -0.20000     /    3  0.0000    -0.40000     /    4  0.0000    -0.60000     /
   5  0.0000    -0.80000     /    6  0.0000     -1.0000     /    7  0.0000     -1.2000     /    8  0.0000     -1.4000     /
   9  0.0000     -1.6000     /   10  0.0000     -1.8000     /   11  0.0000     -2.0000     /   12  0.0000     -2.2000     /
  13  0.0000     -2.4000     /   14  0.0000     -2.6000     /   15  0.0000     -2.8000     /   16  0.0000     -3.0000     /
  17  0.0000     -3.2000     /   18  0.0000     -3.4000     /   19  0.0000     -3.6000     /   20  0.0000     -3.8000     /
  21  0.0000     -4.0000     /   22  0.0000     -4.2000     /   23  0.0000     -4.4000     /   24  0.0000     -4.6000     /
  25  0.0000     -4.8000     /   26  0.0000     -5.0000     /   27  0.0000     -5.2000     /   28  0.0000     -5.4000     /
  29  0.0000     -5.6000     /   30  0.0000     -5.8000     /   31  0.0000     -6.0000     /   32  0.0000     -6.2000     /
  33  0.0000     -6.4000     /   34  0.0000     -6.6000     /   35  0.0000     -6.8000     /   36  0.0000     -7.0000     /
  37  0.0000     -7.2000     /   38  0.0000     -7.4000     /   39  0.0000     -7.5000     /
```

```
+-------------------------------------------------------------------------------------------------------------------------------+
|                   PARATIEPLUS(TM)   NLS ENGINE RELEASE  2018.0    FULL VERSION  *Build date:Nov 13, 2017*                     |
|                                                                                                                               |
|                                      NewProject.BaseDesignSection_28.Nominal_63                                               |
|                                  Exe Time : 4 September 2018 18:01:29                                                         |
+-------------------------------------------------------------------------------------------------------------------------------+
 ELEMENT GROUP NO.  1

0_L                                                          :
   5  39   0   1   0   0   0   0   0   0   0   0   0   0   0   3   0   0   0   0
.....................................
.........2D PLASTIC SOIL ..........
.....................................

element group behaviour throughout stage analysis

stage   status
------------------
    1   active
    2   active
    3   active
    4   active
    5   active
    6   active

 material set no.    1

 prop( 1) angle              0.00000
 prop( 2) layer as foreseen  1.00000


 material set no.    2

 prop( 1) angle              0.00000
 prop( 2) layer as foreseen  2.00000


 material set no.    3

 prop( 1) angle              0.00000
 prop( 2) layer as foreseen  3.00000


 element data

   el    n  mat      area      .....     .....     .....      flag
-------------------------------------------------------------------

    1    1    2   0.1000     0.000     0.000     0.000     1.000
    2    2    2   0.2000     0.000     0.000     0.000     1.000
    3    3    2   0.2000     0.000     0.000     0.000     1.000
    4    4    2   0.2000     0.000     0.000     0.000     1.000
    5    5    2   0.2000     0.000     0.000     0.000     1.000
    6    6    2   0.2000     0.000     0.000     0.000     1.000
    7    7    2   0.2000     0.000     0.000     0.000     1.000
    8    8    2   0.2000     0.000     0.000     0.000     1.000
    9    9    2   0.2000     0.000     0.000     0.000     1.000
   10   10    2   0.2000     0.000     0.000     0.000     1.000
   11   11    2   0.2000     0.000     0.000     0.000     1.000
   12   12    2   0.2000     0.000     0.000     0.000     1.000
   13   13    2   0.2000     0.000     0.000     0.000     1.000
   14   14    2   0.2000     0.000     0.000     0.000     1.000
   15   15    2   0.2000     0.000     0.000     0.000     1.000
   16   16    2   0.2000     0.000     0.000     0.000     1.000
   17   17    2   0.2000     0.000     0.000     0.000     1.000
   18   18    2   0.2000     0.000     0.000     0.000     1.000
   19   19    2   0.2000     0.000     0.000     0.000     1.000
   20   20    2   0.2000     0.000     0.000     0.000     1.000
   21   21    2   0.2000     0.000     0.000     0.000     1.000
   22   22    2   0.2000     0.000     0.000     0.000     1.000
   23   23    2   0.2000     0.000     0.000     0.000     1.000
```

24	24	2	0.2000	0.000	0.000	0.000	1.000
25	25	2	0.2000	0.000	0.000	0.000	1.000
26	26	2	0.2000	0.000	0.000	0.000	1.000
27	27	3	0.2000	0.000	0.000	0.000	1.000
28	28	3	0.2000	0.000	0.000	0.000	1.000
29	29	3	0.2000	0.000	0.000	0.000	1.000
30	30	3	0.2000	0.000	0.000	0.000	1.000
31	31	3	0.2000	0.000	0.000	0.000	1.000
32	32	3	0.2000	0.000	0.000	0.000	1.000
33	33	3	0.2000	0.000	0.000	0.000	1.000
34	34	3	0.2000	0.000	0.000	0.000	1.000
35	35	3	0.2000	0.000	0.000	0.000	1.000
36	36	3	0.2000	0.000	0.000	0.000	1.000
37	37	3	0.2000	0.000	0.000	0.000	1.000
38	38	3	0.1500	0.000	0.000	0.000	1.000
39	39	3	0.5000E-01	0.000	0.000	0.000	1.000

```
+-------------------------------------------------------------------------------------------------------------------------------+
|                   PARATIEPLUS(TM)   NLS ENGINE RELEASE  2018.0    FULL VERSION  *Build date:Nov 13, 2017*                     |
|                                                                                                                               |
|                                      NewProject.BaseDesignSection_28.Nominal_63                                               |
|                                   Exe Time : 4 September 2018 18:01:29                                                        |
+-------------------------------------------------------------------------------------------------------------------------------+
 ELEMENT GROUP NO.  2

0_R                                                          :
   5  39   0   1   0   0   0   0   0   0   0   0   0   0   0   3   0   0   0   0
.....................................
.........2D PLASTIC SOIL ..........
.....................................

element group behaviour throughout stage analysis

stage   status
------------------
    1   active
    2   active
    3   active
    4   active
    5   active
    6   active

 material set no.    1

 prop( 1) angle              180.000
 prop( 2) layer as foreseen  1.00000


 material set no.    2

 prop( 1) angle              180.000
 prop( 2) layer as foreseen  2.00000


 material set no.    3

 prop( 1) angle              180.000
 prop( 2) layer as foreseen  3.00000


 element data

   el    n  mat      area      .....     .....     .....      flag
-------------------------------------------------------------------

    1    1    2   0.1000     0.000     0.000     0.000     2.000
    2    2    2   0.2000     0.000     0.000     0.000     2.000
    3    3    2   0.2000     0.000     0.000     0.000     2.000
    4    4    2   0.2000     0.000     0.000     0.000     2.000
    5    5    2   0.2000     0.000     0.000     0.000     2.000
    6    6    2   0.2000     0.000     0.000     0.000     2.000
    7    7    2   0.2000     0.000     0.000     0.000     2.000
    8    8    2   0.2000     0.000     0.000     0.000     2.000
    9    9    2   0.2000     0.000     0.000     0.000     2.000
   10   10    2   0.2000     0.000     0.000     0.000     2.000
   11   11    2   0.2000     0.000     0.000     0.000     2.000
   12   12    2   0.2000     0.000     0.000     0.000     2.000
   13   13    2   0.2000     0.000     0.000     0.000     2.000
   14   14    2   0.2000     0.000     0.000     0.000     2.000
   15   15    2   0.2000     0.000     0.000     0.000     2.000
   16   16    2   0.2000     0.000     0.000     0.000     2.000
   17   17    2   0.2000     0.000     0.000     0.000     2.000
   18   18    2   0.2000     0.000     0.000     0.000     2.000
   19   19    2   0.2000     0.000     0.000     0.000     2.000
   20   20    2   0.2000     0.000     0.000     0.000     2.000
   21   21    2   0.2000     0.000     0.000     0.000     2.000
   22   22    2   0.2000     0.000     0.000     0.000     2.000
   23   23    2   0.2000     0.000     0.000     0.000     2.000
```

24	24	2	0.2000	0.000	0.000	0.000	2.000
25	25	2	0.2000	0.000	0.000	0.000	2.000
26	26	2	0.2000	0.000	0.000	0.000	2.000
27	27	3	0.2000	0.000	0.000	0.000	2.000
28	28	3	0.2000	0.000	0.000	0.000	2.000
29	29	3	0.2000	0.000	0.000	0.000	2.000
30	30	3	0.2000	0.000	0.000	0.000	2.000
31	31	3	0.2000	0.000	0.000	0.000	2.000
32	32	3	0.2000	0.000	0.000	0.000	2.000
33	33	3	0.2000	0.000	0.000	0.000	2.000
34	34	3	0.2000	0.000	0.000	0.000	2.000
35	35	3	0.2000	0.000	0.000	0.000	2.000
36	36	3	0.2000	0.000	0.000	0.000	2.000
37	37	3	0.2000	0.000	0.000	0.000	2.000
38	38	3	0.1500	0.000	0.000	0.000	2.000
39	39	3	0.5000E-01	0.000	0.000	0.000	2.000

```
+-----------------------------------------------------------------------------------------------------------------------+
|                   PARATIEPLUS(TM)   NLS ENGINE RELEASE  2018.0    FULL VERSION  *Build date:Nov 13, 2017*              |
|                                                                                                                       |
|                                       NewProject.BaseDesignSection_28.Nominal_63                                      |
|                                  Exe Time : 4 September 2018 18:01:29                                                 |
+-----------------------------------------------------------------------------------------------------------------------+
 ELEMENT GROUP NO.  3

WallElement_33                                                  :
   2  38   0   1   0   0   0   0   0   0   0   0   0   0   0   1   0   0   1   0
....................................
..........2D WALL ELEMENT...........
....................................

element group behaviour throughout stage analysis

stage   status
-------------------
    1   active
    2   active
    3   active
    4   active
    5   active
    6   active

 material set no.    1

 prop( 1) young modulus      0.314800E+08
 prop( 2) modification  time  0.00000
 prop( 3) new young modulus   0.00000
 prop( 4) poisson ratio       0.00000
 prop( 5) future ............0.294300E-43

 no. of step variable items:     1
 step  inertia multipier
--------------------------
    1   1.000
    2   1.000
    3   1.000
    4   1.000
    5   1.000
    6   1.000

 element data

   el   na   nb  mat      erc1      erc2     thick      by-i      by-j
-------------------------------------------------------------

    1    1    2    1    0.000     0.000    0.9794     0.000     0.000
    2    2    3    1    0.000     0.000    0.9794     0.000     0.000
    3    3    4    1    0.000     0.000    0.9794     0.000     0.000
    4    4    5    1    0.000     0.000    0.9794     0.000     0.000
    5    5    6    1    0.000     0.000    0.9794     0.000     0.000
    6    6    7    1    0.000     0.000    0.9794     0.000     0.000
    7    7    8    1    0.000     0.000    0.9794     0.000     0.000
    8    8    9    1    0.000     0.000    0.9794     0.000     0.000
    9    9   10    1    0.000     0.000    0.9794     0.000     0.000
   10   10   11    1    0.000     0.000    0.9794     0.000     0.000
   11   11   12    1    0.000     0.000    0.9794     0.000     0.000
   12   12   13    1    0.000     0.000    0.9794     0.000     0.000
   13   13   14    1    0.000     0.000    0.9794     0.000     0.000
   14   14   15    1    0.000     0.000    0.9794     0.000     0.000
   15   15   16    1    0.000     0.000    0.9794     0.000     0.000
   16   16   17    1    0.000     0.000    0.9794     0.000     0.000
   17   17   18    1    0.000     0.000    0.9794     0.000     0.000
   18   18   19    1    0.000     0.000    0.9794     0.000     0.000
   19   19   20    1    0.000     0.000    0.9794     0.000     0.000
   20   20   21    1    0.000     0.000    0.9794     0.000     0.000
   21   21   22    1    0.000     0.000    0.9794     0.000     0.000
   22   22   23    1    0.000     0.000    0.9794     0.000     0.000
   23   23   24    1    0.000     0.000    0.9794     0.000     0.000
```

24	24	25	1	0.000	0.000	0.9794	0.000	0.000
25	25	26	1	0.000	0.000	0.9794	0.000	0.000
26	26	27	1	0.000	0.000	0.9794	0.000	0.000
27	27	28	1	0.000	0.000	0.9794	0.000	0.000
28	28	29	1	0.000	0.000	0.9794	0.000	0.000
29	29	30	1	0.000	0.000	0.9794	0.000	0.000
30	30	31	1	0.000	0.000	0.9794	0.000	0.000
31	31	32	1	0.000	0.000	0.9794	0.000	0.000
32	32	33	1	0.000	0.000	0.9794	0.000	0.000
33	33	34	1	0.000	0.000	0.9794	0.000	0.000
34	34	35	1	0.000	0.000	0.9794	0.000	0.000
35	35	36	1	0.000	0.000	0.9794	0.000	0.000
36	36	37	1	0.000	0.000	0.9794	0.000	0.000
37	37	38	1	0.000	0.000	0.9794	0.000	0.000
38	38	39	1	0.000	0.000	0.9794	0.000	0.000

```
+-------------------------------------------------------------------------------------------------------------------------------+
|                   PARATIEPLUS(TM)   NLS ENGINE RELEASE  2018.0    FULL VERSION  *Build date:Nov 13, 2017*                    |
|                                                                                                                               |
|                                      NewProject.BaseDesignSection_28.Nominal_63                                               |
|                                   Exe Time : 4 September 2018 18:01:29                                                        |
+-------------------------------------------------------------------------------------------------------------------------------+
 ELEMENT GROUP NO.  4

Tieback_175                                                 :
   6   1   0   1   0   0   0   0   0   0   0   0   0   0   0   1   0   0   2   0
.....................................
.........2D POST-TENSION ANCHOR....
.....................................

element group behaviour throughout stage analysis

stage   status
------------------
    1  inactive
    2  inactive
    3   active
    4   active
    5   active
    6   active

 material set no.    1

 prop( 1) angle          30.0000
 prop( 2) young modulus 0.200100E+09
 prop( 3) modification  time  0.00000
 prop( 4) new young modulus   0.00000

 no. of step variable items:     2
 step   -ve lim     +ve lim
-----------------------------
    1   0.000       0.000
    2   0.000       0.000
    3   0.000       0.000
    4   0.000       0.000
    5   0.000       0.000
    6   0.000       0.000

 element data

   el    n  mat       a/l     pinit    yieldc    yieldt
-----------------------------------------------------------

    1    1    1   0.8441E-05 138.5     0.000     0.000
```

```
+-------------------------------------------------------------------------------------------------------------------------+
|                   PARATIEPLUS(TM)   NLS ENGINE RELEASE  2018.0    FULL VERSION  *Build date:Nov 13, 2017*              |
|                                                                                                                         |
|                                      NewProject.BaseDesignSection_28.Nominal_63                                         |
|                                   Exe Time : 4 September 2018 18:01:29                                                  |
+-------------------------------------------------------------------------------------------------------------------------+


NO. OF NODAL LOADS  (NLOAD) ...................    0
NO. OF LOAD CURVES  (NLCUR) ...................   12
MAXIMUM POINTS/LCURVE (NPTM)...................    5
```

```
+-------------------------------------------------------------------------------------------------------------------------+
|                  PARATIEPLUS(TM)   NLS ENGINE RELEASE  2018.0    FULL VERSION  *Build date:Nov 13, 2017*              |
|                                                                                                                         |
|                                     NewProject.BaseDesignSection_28.Nominal_63                                          |
|                                  Exe Time : 4 September 2018 18:01:29                                                   |
+-------------------------------------------------------------------------------------------------------------------------+
L O A D     D A T A


    LOAD FUNCTION NUMBER   =    1
    NUMBER OF TIME POINTS  =    5

    TIME VALUE      FUNCTION

       0.00000    0.0000E+00
       0.80000    0.0000E+00
       1.00000    0.1000E+01
       1.20000    0.0000E+00
       7.00000    0.0000E+00


    LOAD FUNCTION NUMBER   =    2
    NUMBER OF TIME POINTS  =    5

    TIME VALUE      FUNCTION

       0.00000    0.0000E+00
       1.80000    0.0000E+00
       2.00000    0.1000E+01
       2.20000    0.0000E+00
       7.00000    0.0000E+00


    LOAD FUNCTION NUMBER   =    3
    NUMBER OF TIME POINTS  =    5

    TIME VALUE      FUNCTION

       0.00000    0.0000E+00
       2.80000    0.0000E+00
       3.00000    0.1000E+01
       3.20000    0.0000E+00
       7.00000    0.0000E+00


    LOAD FUNCTION NUMBER   =    4
    NUMBER OF TIME POINTS  =    5

    TIME VALUE      FUNCTION

       0.00000    0.0000E+00
       3.80000    0.0000E+00
       4.00000    0.1000E+01
       4.20000    0.0000E+00
       7.00000    0.0000E+00


    LOAD FUNCTION NUMBER   =    5
    NUMBER OF TIME POINTS  =    5

    TIME VALUE      FUNCTION

       0.00000    0.0000E+00
       4.80000    0.0000E+00
       5.00000    0.1000E+01
       5.20000    0.0000E+00
```

```
   7.00000    0.0000E+00


LOAD FUNCTION NUMBER   =    6
NUMBER OF TIME POINTS  =    5

TIME VALUE      FUNCTION

   0.00000    0.0000E+00
   5.80000    0.0000E+00
   6.00000    0.1000E+01
   6.20000    0.0000E+00
   7.00000    0.0000E+00


LOAD FUNCTION NUMBER   =    7
NUMBER OF TIME POINTS  =    4

TIME VALUE      FUNCTION

   0.00000    0.0000E+00
   0.80000    0.0000E+00
   1.00000    0.1000E+01
   7.00000    0.1000E+01


LOAD FUNCTION NUMBER   =    8
NUMBER OF TIME POINTS  =    4

TIME VALUE      FUNCTION

   0.00000    0.0000E+00
   1.80000    0.0000E+00
   2.00000    0.1000E+01
   7.00000    0.1000E+01


LOAD FUNCTION NUMBER   =    9
NUMBER OF TIME POINTS  =    4

TIME VALUE      FUNCTION

   0.00000    0.0000E+00
   2.80000    0.0000E+00
   3.00000    0.1000E+01
   7.00000    0.1000E+01


LOAD FUNCTION NUMBER   =   10
NUMBER OF TIME POINTS  =    4

TIME VALUE      FUNCTION

   0.00000    0.0000E+00
   3.80000    0.0000E+00
   4.00000    0.1000E+01
   7.00000    0.1000E+01


LOAD FUNCTION NUMBER   =   11
NUMBER OF TIME POINTS  =    4

TIME VALUE      FUNCTION

   0.00000    0.0000E+00
   4.80000    0.0000E+00
   5.00000    0.1000E+01
   7.00000    0.1000E+01
```

```
     LOAD FUNCTION NUMBER   =   12
     NUMBER OF TIME POINTS  =    4

     TIME VALUE      FUNCTION

        0.00000    0.0000E+00
        5.80000    0.0000E+00
        6.00000    0.1000E+01
        7.00000    0.1000E+01


 PROCESSING DISTRIBUTED LOADS CARD NO.    1
  AT Y-COORD  0.000     Z-COORD -4.100     PRESSURE  7.556
                        Z-COORD  0.000     PRESSURE  7.556
  L.CURVE        6

 NO. OF GENERATED NODAL FORCES    21
 NODE          Z-LVL               FORCE /  NODE          Z-LVL               FORCE /  NODE          Z-LVL
FORCE /

   21     -.4000E+01       0.1142841E+01 /    20     -.3800E+01       0.1530086E+01 /    19     -.3600E+01
0.1530090E+01 /
   18     -.3400E+01       0.1530090E+01 /    17     -.3200E+01       0.1530094E+01 /    16     -.3000E+01
0.1530094E+01 /
   15     -.2800E+01       0.1530090E+01 /    14     -.2600E+01       0.1530090E+01 /    13     -.2400E+01
0.1530090E+01 /
   12     -.2200E+01       0.1530090E+01 /    11     -.2000E+01       0.1530090E+01 /    10     -.1800E+01
0.1530090E+01 /
    9     -.1600E+01       0.1530090E+01 /     8     -.1400E+01       0.1530090E+01 /     7     -.1200E+01
0.1530090E+01 /
    6     -.1000E+01       0.1530090E+01 /     5     -.8000E+00       0.1530090E+01 /     4     -.6000E+00
0.1530090E+01 /
    3     -.4000E+00       0.1530090E+01 /     2     -.2000E+00       0.1530090E+01 /     1     0.0000E+00
0.7650450E+00 /

  OVERALL APPLIED Y FORCE FOR CURRENT DISTRIBUTED LOAD               30.980


 NO. OF DISTRIBUTED LOAD CARDS     1
```

```
+-------------------------------------------------------------------------------------------------------------------------+
|                   PARATIEPLUS(TM)   NLS ENGINE RELEASE  2018.0    FULL VERSION  *Build date:Nov 13, 2017*               |
|                                                                                                                         |
|                                      NewProject.BaseDesignSection_28.Nominal_63                                         |
|                                   Exe Time : 4 September 2018 18:01:29                                                  |
+-------------------------------------------------------------------------------------------------------------------------+
L O A D     B A L A N C E

STEP     1 TOTAL APPLIED LOAD IN DIR.  2  Y-DISPL.F       0.0000000
STEP     1 TOTAL APPLIED LOAD IN DIR.  4   X-ROT. F       0.0000000

STEP     2 TOTAL APPLIED LOAD IN DIR.  2  Y-DISPL.F       0.0000000
STEP     2 TOTAL APPLIED LOAD IN DIR.  4   X-ROT. F       0.0000000

STEP     3 TOTAL APPLIED LOAD IN DIR.  2  Y-DISPL.F       0.0000000
STEP     3 TOTAL APPLIED LOAD IN DIR.  4   X-ROT. F       0.0000000

STEP     4 TOTAL APPLIED LOAD IN DIR.  2  Y-DISPL.F       0.0000000
STEP     4 TOTAL APPLIED LOAD IN DIR.  4   X-ROT. F       0.0000000

STEP     5 TOTAL APPLIED LOAD IN DIR.  2  Y-DISPL.F       0.0000000
STEP     5 TOTAL APPLIED LOAD IN DIR.  4   X-ROT. F       0.0000000

STEP     6 TOTAL APPLIED LOAD IN DIR.  2  Y-DISPL.F       30.979600
STEP     6 TOTAL APPLIED LOAD IN DIR.  4   X-ROT. F       0.0000000


                    LOAD INPUT SECTION COMPLETED
```

```
+-------------------------------------------------------------------------------------------------------------------------+
|                  PARATIEPLUS(TM)   NLS ENGINE RELEASE  2018.0    FULL VERSION  *Build date:Nov 13, 2017*              |
|                                                                                                                         |
|                                     NewProject.BaseDesignSection_28.Nominal_63                                          |
|                                  Exe Time : 4 September 2018 18:01:29                                                   |
+-------------------------------------------------------------------------------------------------------------------------+


NO. OF LAYERS ..............................    3
NO. OF DATA PER LAYER.......................  100
```

```
+-------------------------------------------------------------------------------------------------------------------------+
|                   PARATIEPLUS(TM)   NLS ENGINE RELEASE  2018.0    FULL VERSION  *Build date:Nov 13, 2017*               |
|                                                                                                                         |
|                                      NewProject.BaseDesignSection_28.Nominal_63                                         |
|                                  Exe Time : 4 September 2018 18:01:29                                                   |
+-------------------------------------------------------------------------------------------------------------------------+

LAYER DESCRIPTORS FOR STEP NO.    1


 NON ZERO LAYER DESCRIPTORS FOR LAYER NO.    1 FOR STEP NO.    1

ITEM NO.   1<NAME    >=  16.000     (BOTH WALLS)
ITEM NO.   2<NATURE  >=  1.0000     (BOTH WALLS)
ITEM NO.   3<LEVEL   >=  3.0000     (BOTH WALLS)
ITEM NO.   4<WALL    >=  1.0000     (BOTH WALLS)
ITEM NO.   5<GAMMAD  >=  19.000     (BOTH WALLS)
ITEM NO.   6<GAMMAB  >=  10.000     (BOTH WALLS)
ITEM NO.   7<GAMMAW  >=  10.000     (BOTH WALLS)
ITEM NO.   9<U-FRICT >=  38.000     (BOTH WALLS)
ITEM NO.  10<U-KA    >= 0.23800     WALL NO.        1
ITEM NO.  11<U-KP    >=  7.2320     WALL NO.        1
ITEM NO.  12<K0-NC   >= 0.50000     (BOTH WALLS)
ITEM NO.  13<NEXP    >= 0.50000     (BOTH WALLS)
ITEM NO.  14<OCR     >=  1.0000     (BOTH WALLS)
ITEM NO.  16<MODEL   >=  1.0000     (BOTH WALLS)
ITEM NO.  17<EVC     >=  15000.     (BOTH WALLS)
ITEM NO.  18<EUR     >=  45000.     (BOTH WALLS)
ITEM NO.  27<U-PERM  >= 0.10000E-03 (BOTH WALLS)
ITEM NO.  52<D-NATURE>=  1.0000     (BOTH WALLS)
ITEM NO.  53<D-LEVEL >=  0.0000     (BOTH WALLS)
ITEM NO.  59<D-FRICT >=  38.000     (BOTH WALLS)
ITEM NO.  60<D-KA    >= 0.23800     WALL NO.        1
ITEM NO.  61<D-KP    >=  7.2320     WALL NO.        1
ITEM NO.  77<D-PERM  >= 0.10000E-03 (BOTH WALLS)

 NON ZERO LAYER DESCRIPTORS FOR LAYER NO.    2 FOR STEP NO.    1

ITEM NO.   1<NAME    >=  17.000     (BOTH WALLS)
ITEM NO.   2<NATURE  >=  1.0000     (BOTH WALLS)
ITEM NO.   3<LEVEL   >=  0.0000     (BOTH WALLS)
ITEM NO.   4<WALL    >=  1.0000     (BOTH WALLS)
ITEM NO.   5<GAMMAD  >=  16.000     (BOTH WALLS)
ITEM NO.   6<GAMMAB  >=  6.0000     (BOTH WALLS)
ITEM NO.   7<GAMMAW  >=  10.000     (BOTH WALLS)
ITEM NO.   9<U-FRICT >=  30.000     (BOTH WALLS)
ITEM NO.  10<U-KA    >= 0.33300     WALL NO.        1
ITEM NO.  11<U-KP    >=  5.4250     WALL NO.        1
ITEM NO.  12<K0-NC   >= 0.50000     (BOTH WALLS)
ITEM NO.  13<NEXP    >= 0.50000     (BOTH WALLS)
ITEM NO.  14<OCR     >=  1.0000     (BOTH WALLS)
ITEM NO.  16<MODEL   >=  1.0000     (BOTH WALLS)
ITEM NO.  17<EVC     >=  30000.     (BOTH WALLS)
ITEM NO.  18<EUR     >=  48000.     (BOTH WALLS)
ITEM NO.  27<U-PERM  >= 0.10000E-04 (BOTH WALLS)
ITEM NO.  52<D-NATURE>=  1.0000     (BOTH WALLS)
ITEM NO.  53<D-LEVEL >=  0.0000     (BOTH WALLS)
ITEM NO.  59<D-FRICT >=  30.000     (BOTH WALLS)
ITEM NO.  60<D-KA    >= 0.33300     WALL NO.        1
ITEM NO.  61<D-KP    >=  4.2880     WALL NO.        1
ITEM NO.  77<D-PERM  >= 0.10000E-04 (BOTH WALLS)

 NON ZERO LAYER DESCRIPTORS FOR LAYER NO.    3 FOR STEP NO.    1

ITEM NO.   1<NAME    >=  18.000     (BOTH WALLS)
ITEM NO.   2<NATURE  >=  1.0000     (BOTH WALLS)
ITEM NO.   3<LEVEL   >= -5.0000     (BOTH WALLS)
ITEM NO.   4<WALL    >=  1.0000     (BOTH WALLS)
ITEM NO.   5<GAMMAD  >=  16.000     (BOTH WALLS)
ITEM NO.   6<GAMMAB  >=  6.0000     (BOTH WALLS)
ITEM NO.   7<GAMMAW  >=  10.000     (BOTH WALLS)
```

```
ITEM NO.   8<U-COHE  >=  1.0000     (BOTH WALLS)
ITEM NO.   9<U-FRICT >=  33.000     (BOTH WALLS)
ITEM NO.  10<U-KA    >= 0.29500     WALL NO.        1
ITEM NO.  11<U-KP    >=  6.7160     WALL NO.        1
ITEM NO.  12<K0-NC   >= 0.50000     (BOTH WALLS)
ITEM NO.  13<NEXP    >= 0.50000     (BOTH WALLS)
ITEM NO.  14<OCR     >=  1.0000     (BOTH WALLS)
ITEM NO.  16<MODEL   >=  1.0000     (BOTH WALLS)
ITEM NO.  17<EVC     >=  68000.     (BOTH WALLS)
ITEM NO.  18<EUR     >= 0.10880E+06 (BOTH WALLS)
ITEM NO.  27<U-PERM  >= 0.10000E-04 (BOTH WALLS)
ITEM NO.  52<D-NATURE>=  1.0000     (BOTH WALLS)
ITEM NO.  53<D-LEVEL >=  0.0000     (BOTH WALLS)
ITEM NO.  58<D-COHE  >=  1.0000     (BOTH WALLS)
ITEM NO.  59<D-FRICT >=  33.000     (BOTH WALLS)
ITEM NO.  60<D-KA    >= 0.29500     WALL NO.        1
ITEM NO.  61<D-KP    >=  5.1600     WALL NO.        1
ITEM NO.  77<D-PERM  >= 0.10000E-04 (BOTH WALLS)

LAYER DESCRIPTORS FOR STEP NO.    2


 NON ZERO LAYER DESCRIPTORS FOR LAYER NO.    1 FOR STEP NO.    2

ITEM NO.   1<NAME    >=  16.000     (BOTH WALLS)
ITEM NO.   2<NATURE  >=  1.0000     (BOTH WALLS)
ITEM NO.   3<LEVEL   >=  3.0000     (BOTH WALLS)
ITEM NO.   4<WALL    >=  1.0000     (BOTH WALLS)
ITEM NO.   5<GAMMAD  >=  19.000     (BOTH WALLS)
ITEM NO.   6<GAMMAB  >=  10.000     (BOTH WALLS)
ITEM NO.   7<GAMMAW  >=  10.000     (BOTH WALLS)
ITEM NO.   9<U-FRICT >=  38.000     (BOTH WALLS)
ITEM NO.  10<U-KA    >= 0.23800     WALL NO.        1
ITEM NO.  11<U-KP    >=  7.2320     WALL NO.        1
ITEM NO.  12<K0-NC   >= 0.50000     (BOTH WALLS)
ITEM NO.  13<NEXP    >= 0.50000     (BOTH WALLS)
ITEM NO.  14<OCR     >=  1.0000     (BOTH WALLS)
ITEM NO.  16<MODEL   >=  1.0000     (BOTH WALLS)
ITEM NO.  17<EVC     >=  15000.     (BOTH WALLS)
ITEM NO.  18<EUR     >=  45000.     (BOTH WALLS)
ITEM NO.  27<U-PERM  >= 0.10000E-03 (BOTH WALLS)
ITEM NO.  52<D-NATURE>=  1.0000     (BOTH WALLS)
ITEM NO.  53<D-LEVEL >=  0.0000     (BOTH WALLS)
ITEM NO.  59<D-FRICT >=  38.000     (BOTH WALLS)
ITEM NO.  60<D-KA    >= 0.23800     WALL NO.        1
ITEM NO.  61<D-KP    >=  7.2320     WALL NO.        1
ITEM NO.  77<D-PERM  >= 0.10000E-03 (BOTH WALLS)

 NON ZERO LAYER DESCRIPTORS FOR LAYER NO.    2 FOR STEP NO.    2

ITEM NO.   1<NAME    >=  17.000     (BOTH WALLS)
ITEM NO.   2<NATURE  >=  1.0000     (BOTH WALLS)
ITEM NO.   3<LEVEL   >=  0.0000     (BOTH WALLS)
ITEM NO.   4<WALL    >=  1.0000     (BOTH WALLS)
ITEM NO.   5<GAMMAD  >=  16.000     (BOTH WALLS)
ITEM NO.   6<GAMMAB  >=  6.0000     (BOTH WALLS)
ITEM NO.   7<GAMMAW  >=  10.000     (BOTH WALLS)
ITEM NO.   9<U-FRICT >=  30.000     (BOTH WALLS)
ITEM NO.  10<U-KA    >= 0.33300     WALL NO.        1
ITEM NO.  11<U-KP    >=  5.4250     WALL NO.        1
ITEM NO.  12<K0-NC   >= 0.50000     (BOTH WALLS)
ITEM NO.  13<NEXP    >= 0.50000     (BOTH WALLS)
ITEM NO.  14<OCR     >=  1.0000     (BOTH WALLS)
ITEM NO.  16<MODEL   >=  1.0000     (BOTH WALLS)
ITEM NO.  17<EVC     >=  30000.     (BOTH WALLS)
ITEM NO.  18<EUR     >=  48000.     (BOTH WALLS)
ITEM NO.  27<U-PERM  >= 0.10000E-04 (BOTH WALLS)
ITEM NO.  52<D-NATURE>=  1.0000     (BOTH WALLS)
ITEM NO.  53<D-LEVEL >=  0.0000     (BOTH WALLS)
ITEM NO.  59<D-FRICT >=  30.000     (BOTH WALLS)
ITEM NO.  60<D-KA    >= 0.33300     WALL NO.        1
ITEM NO.  61<D-KP    >=  4.2880     WALL NO.        1
ITEM NO.  77<D-PERM  >= 0.10000E-04 (BOTH WALLS)
```

```
 NON ZERO LAYER DESCRIPTORS FOR LAYER NO.    3 FOR STEP NO.    2

ITEM NO.   1<NAME    >=  18.000     (BOTH WALLS)
ITEM NO.   2<NATURE  >=  1.0000     (BOTH WALLS)
ITEM NO.   3<LEVEL   >= -5.0000     (BOTH WALLS)
ITEM NO.   4<WALL    >=  1.0000     (BOTH WALLS)
ITEM NO.   5<GAMMAD  >=  16.000     (BOTH WALLS)
ITEM NO.   6<GAMMAB  >=  6.0000     (BOTH WALLS)
ITEM NO.   7<GAMMAW  >=  10.000     (BOTH WALLS)
ITEM NO.   8<U-COHE  >=  1.0000     (BOTH WALLS)
ITEM NO.   9<U-FRICT >=  33.000     (BOTH WALLS)
ITEM NO.  10<U-KA    >= 0.29500     WALL NO.        1
ITEM NO.  11<U-KP    >=  6.7160     WALL NO.        1
ITEM NO.  12<K0-NC   >= 0.50000     (BOTH WALLS)
ITEM NO.  13<NEXP    >= 0.50000     (BOTH WALLS)
ITEM NO.  14<OCR     >=  1.0000     (BOTH WALLS)
ITEM NO.  16<MODEL   >=  1.0000     (BOTH WALLS)
ITEM NO.  17<EVC     >=  68000.     (BOTH WALLS)
ITEM NO.  18<EUR     >= 0.10880E+06 (BOTH WALLS)
ITEM NO.  27<U-PERM  >= 0.10000E-04 (BOTH WALLS)
ITEM NO.  52<D-NATURE>=  1.0000     (BOTH WALLS)
ITEM NO.  53<D-LEVEL >=  0.0000     (BOTH WALLS)
ITEM NO.  58<D-COHE  >=  1.0000     (BOTH WALLS)
ITEM NO.  59<D-FRICT >=  33.000     (BOTH WALLS)
ITEM NO.  60<D-KA    >= 0.29500     WALL NO.        1
ITEM NO.  61<D-KP    >=  5.1600     WALL NO.        1
ITEM NO.  77<D-PERM  >= 0.10000E-04 (BOTH WALLS)

LAYER DESCRIPTORS FOR STEP NO.    3


 NON ZERO LAYER DESCRIPTORS FOR LAYER NO.    1 FOR STEP NO.    3

ITEM NO.   1<NAME    >=  16.000     (BOTH WALLS)
ITEM NO.   2<NATURE  >=  1.0000     (BOTH WALLS)
ITEM NO.   3<LEVEL   >=  3.0000     (BOTH WALLS)
ITEM NO.   4<WALL    >=  1.0000     (BOTH WALLS)
ITEM NO.   5<GAMMAD  >=  19.000     (BOTH WALLS)
ITEM NO.   6<GAMMAB  >=  10.000     (BOTH WALLS)
ITEM NO.   7<GAMMAW  >=  10.000     (BOTH WALLS)
ITEM NO.   9<U-FRICT >=  38.000     (BOTH WALLS)
ITEM NO.  10<U-KA    >= 0.23800     WALL NO.        1
ITEM NO.  11<U-KP    >=  7.2320     WALL NO.        1
ITEM NO.  12<K0-NC   >= 0.50000     (BOTH WALLS)
ITEM NO.  13<NEXP    >= 0.50000     (BOTH WALLS)
ITEM NO.  14<OCR     >=  1.0000     (BOTH WALLS)
ITEM NO.  16<MODEL   >=  1.0000     (BOTH WALLS)
ITEM NO.  17<EVC     >=  15000.     (BOTH WALLS)
ITEM NO.  18<EUR     >=  45000.     (BOTH WALLS)
ITEM NO.  27<U-PERM  >= 0.10000E-03 (BOTH WALLS)
ITEM NO.  52<D-NATURE>=  1.0000     (BOTH WALLS)
ITEM NO.  53<D-LEVEL >=  0.0000     (BOTH WALLS)
ITEM NO.  59<D-FRICT >=  38.000     (BOTH WALLS)
ITEM NO.  60<D-KA    >= 0.23800     WALL NO.        1
ITEM NO.  61<D-KP    >=  7.2320     WALL NO.        1
ITEM NO.  77<D-PERM  >= 0.10000E-03 (BOTH WALLS)

 NON ZERO LAYER DESCRIPTORS FOR LAYER NO.    2 FOR STEP NO.    3

ITEM NO.   1<NAME    >=  17.000     (BOTH WALLS)
ITEM NO.   2<NATURE  >=  1.0000     (BOTH WALLS)
ITEM NO.   3<LEVEL   >=  0.0000     (BOTH WALLS)
ITEM NO.   4<WALL    >=  1.0000     (BOTH WALLS)
ITEM NO.   5<GAMMAD  >=  16.000     (BOTH WALLS)
ITEM NO.   6<GAMMAB  >=  6.0000     (BOTH WALLS)
ITEM NO.   7<GAMMAW  >=  10.000     (BOTH WALLS)
ITEM NO.   9<U-FRICT >=  30.000     (BOTH WALLS)
ITEM NO.  10<U-KA    >= 0.33300     WALL NO.        1
ITEM NO.  11<U-KP    >=  5.4250     WALL NO.        1
ITEM NO.  12<K0-NC   >= 0.50000     (BOTH WALLS)
ITEM NO.  13<NEXP    >= 0.50000     (BOTH WALLS)
ITEM NO.  14<OCR     >=  1.0000     (BOTH WALLS)
ITEM NO.  16<MODEL   >=  1.0000     (BOTH WALLS)
ITEM NO.  17<EVC     >=  30000.     (BOTH WALLS)
```

```
ITEM NO.  18<EUR     >=  48000.     (BOTH WALLS)
ITEM NO.  27<U-PERM  >= 0.10000E-04 (BOTH WALLS)
ITEM NO.  52<D-NATURE>=  1.0000     (BOTH WALLS)
ITEM NO.  53<D-LEVEL >=  0.0000     (BOTH WALLS)
ITEM NO.  59<D-FRICT >=  30.000     (BOTH WALLS)
ITEM NO.  60<D-KA    >= 0.33300     WALL NO.        1
ITEM NO.  61<D-KP    >=  4.2880     WALL NO.        1
ITEM NO.  77<D-PERM  >= 0.10000E-04 (BOTH WALLS)

 NON ZERO LAYER DESCRIPTORS FOR LAYER NO.    3 FOR STEP NO.    3

ITEM NO.   1<NAME    >=  18.000     (BOTH WALLS)
ITEM NO.   2<NATURE  >=  1.0000     (BOTH WALLS)
ITEM NO.   3<LEVEL   >= -5.0000     (BOTH WALLS)
ITEM NO.   4<WALL    >=  1.0000     (BOTH WALLS)
ITEM NO.   5<GAMMAD  >=  16.000     (BOTH WALLS)
ITEM NO.   6<GAMMAB  >=  6.0000     (BOTH WALLS)
ITEM NO.   7<GAMMAW  >=  10.000     (BOTH WALLS)
ITEM NO.   8<U-COHE  >=  1.0000     (BOTH WALLS)
ITEM NO.   9<U-FRICT >=  33.000     (BOTH WALLS)
ITEM NO.  10<U-KA    >= 0.29500     WALL NO.        1
ITEM NO.  11<U-KP    >=  6.7160     WALL NO.        1
ITEM NO.  12<K0-NC   >= 0.50000     (BOTH WALLS)
ITEM NO.  13<NEXP    >= 0.50000     (BOTH WALLS)
ITEM NO.  14<OCR     >=  1.0000     (BOTH WALLS)
ITEM NO.  16<MODEL   >=  1.0000     (BOTH WALLS)
ITEM NO.  17<EVC     >=  68000.     (BOTH WALLS)
ITEM NO.  18<EUR     >= 0.10880E+06 (BOTH WALLS)
ITEM NO.  27<U-PERM  >= 0.10000E-04 (BOTH WALLS)
ITEM NO.  52<D-NATURE>=  1.0000     (BOTH WALLS)
ITEM NO.  53<D-LEVEL >=  0.0000     (BOTH WALLS)
ITEM NO.  58<D-COHE  >=  1.0000     (BOTH WALLS)
ITEM NO.  59<D-FRICT >=  33.000     (BOTH WALLS)
ITEM NO.  60<D-KA    >= 0.29500     WALL NO.        1
ITEM NO.  61<D-KP    >=  5.1600     WALL NO.        1
ITEM NO.  77<D-PERM  >= 0.10000E-04 (BOTH WALLS)

LAYER DESCRIPTORS FOR STEP NO.    4


 NON ZERO LAYER DESCRIPTORS FOR LAYER NO.    1 FOR STEP NO.    4

ITEM NO.   1<NAME    >=  16.000     (BOTH WALLS)
ITEM NO.   2<NATURE  >=  1.0000     (BOTH WALLS)
ITEM NO.   3<LEVEL   >=  3.0000     (BOTH WALLS)
ITEM NO.   4<WALL    >=  1.0000     (BOTH WALLS)
ITEM NO.   5<GAMMAD  >=  19.000     (BOTH WALLS)
ITEM NO.   6<GAMMAB  >=  10.000     (BOTH WALLS)
ITEM NO.   7<GAMMAW  >=  10.000     (BOTH WALLS)
ITEM NO.   9<U-FRICT >=  38.000     (BOTH WALLS)
ITEM NO.  10<U-KA    >= 0.23800     WALL NO.        1
ITEM NO.  11<U-KP    >=  7.2320     WALL NO.        1
ITEM NO.  12<K0-NC   >= 0.50000     (BOTH WALLS)
ITEM NO.  13<NEXP    >= 0.50000     (BOTH WALLS)
ITEM NO.  14<OCR     >=  1.0000     (BOTH WALLS)
ITEM NO.  16<MODEL   >=  1.0000     (BOTH WALLS)
ITEM NO.  17<EVC     >=  15000.     (BOTH WALLS)
ITEM NO.  18<EUR     >=  45000.     (BOTH WALLS)
ITEM NO.  27<U-PERM  >= 0.10000E-03 (BOTH WALLS)
ITEM NO.  52<D-NATURE>=  1.0000     (BOTH WALLS)
ITEM NO.  53<D-LEVEL >=  0.0000     (BOTH WALLS)
ITEM NO.  59<D-FRICT >=  38.000     (BOTH WALLS)
ITEM NO.  60<D-KA    >= 0.23800     WALL NO.        1
ITEM NO.  61<D-KP    >=  7.2320     WALL NO.        1
ITEM NO.  77<D-PERM  >= 0.10000E-03 (BOTH WALLS)

 NON ZERO LAYER DESCRIPTORS FOR LAYER NO.    2 FOR STEP NO.    4

ITEM NO.   1<NAME    >=  17.000     (BOTH WALLS)
ITEM NO.   2<NATURE  >=  1.0000     (BOTH WALLS)
ITEM NO.   3<LEVEL   >=  0.0000     (BOTH WALLS)
ITEM NO.   4<WALL    >=  1.0000     (BOTH WALLS)
ITEM NO.   5<GAMMAD  >=  16.000     (BOTH WALLS)
ITEM NO.   6<GAMMAB  >=  6.0000     (BOTH WALLS)
```

```
ITEM NO.   7<GAMMAW  >=  10.000     (BOTH WALLS)
ITEM NO.   9<U-FRICT >=  30.000     (BOTH WALLS)
ITEM NO.  10<U-KA    >= 0.33300     WALL NO.        1
ITEM NO.  11<U-KP    >=  5.4250     WALL NO.        1
ITEM NO.  12<K0-NC   >= 0.50000     (BOTH WALLS)
ITEM NO.  13<NEXP    >= 0.50000     (BOTH WALLS)
ITEM NO.  14<OCR     >=  1.0000     (BOTH WALLS)
ITEM NO.  16<MODEL   >=  1.0000     (BOTH WALLS)
ITEM NO.  17<EVC     >=  30000.     (BOTH WALLS)
ITEM NO.  18<EUR     >=  48000.     (BOTH WALLS)
ITEM NO.  27<U-PERM  >= 0.10000E-04 (BOTH WALLS)
ITEM NO.  52<D-NATURE>=  1.0000     (BOTH WALLS)
ITEM NO.  53<D-LEVEL >=  0.0000     (BOTH WALLS)
ITEM NO.  59<D-FRICT >=  30.000     (BOTH WALLS)
ITEM NO.  60<D-KA    >= 0.33300     WALL NO.        1
ITEM NO.  61<D-KP    >=  4.2880     WALL NO.        1
ITEM NO.  77<D-PERM  >= 0.10000E-04 (BOTH WALLS)

 NON ZERO LAYER DESCRIPTORS FOR LAYER NO.    3 FOR STEP NO.    4

ITEM NO.   1<NAME    >=  18.000     (BOTH WALLS)
ITEM NO.   2<NATURE  >=  1.0000     (BOTH WALLS)
ITEM NO.   3<LEVEL   >= -5.0000     (BOTH WALLS)
ITEM NO.   4<WALL    >=  1.0000     (BOTH WALLS)
ITEM NO.   5<GAMMAD  >=  16.000     (BOTH WALLS)
ITEM NO.   6<GAMMAB  >=  6.0000     (BOTH WALLS)
ITEM NO.   7<GAMMAW  >=  10.000     (BOTH WALLS)
ITEM NO.   8<U-COHE  >=  1.0000     (BOTH WALLS)
ITEM NO.   9<U-FRICT >=  33.000     (BOTH WALLS)
ITEM NO.  10<U-KA    >= 0.29500     WALL NO.        1
ITEM NO.  11<U-KP    >=  6.7160     WALL NO.        1
ITEM NO.  12<K0-NC   >= 0.50000     (BOTH WALLS)
ITEM NO.  13<NEXP    >= 0.50000     (BOTH WALLS)
ITEM NO.  14<OCR     >=  1.0000     (BOTH WALLS)
ITEM NO.  16<MODEL   >=  1.0000     (BOTH WALLS)
ITEM NO.  17<EVC     >=  68000.     (BOTH WALLS)
ITEM NO.  18<EUR     >= 0.10880E+06 (BOTH WALLS)
ITEM NO.  27<U-PERM  >= 0.10000E-04 (BOTH WALLS)
ITEM NO.  52<D-NATURE>=  1.0000     (BOTH WALLS)
ITEM NO.  53<D-LEVEL >=  0.0000     (BOTH WALLS)
ITEM NO.  58<D-COHE  >=  1.0000     (BOTH WALLS)
ITEM NO.  59<D-FRICT >=  33.000     (BOTH WALLS)
ITEM NO.  60<D-KA    >= 0.29500     WALL NO.        1
ITEM NO.  61<D-KP    >=  5.1600     WALL NO.        1
ITEM NO.  77<D-PERM  >= 0.10000E-04 (BOTH WALLS)

LAYER DESCRIPTORS FOR STEP NO.    5

 NON ZERO LAYER DESCRIPTORS FOR LAYER NO.    1 FOR STEP NO.    5

ITEM NO.   1<NAME    >=  16.000     (BOTH WALLS)
ITEM NO.   2<NATURE  >=  1.0000     (BOTH WALLS)
ITEM NO.   3<LEVEL   >=  3.0000     (BOTH WALLS)
ITEM NO.   4<WALL    >=  1.0000     (BOTH WALLS)
ITEM NO.   5<GAMMAD  >=  19.000     (BOTH WALLS)
ITEM NO.   6<GAMMAB  >=  10.000     (BOTH WALLS)
ITEM NO.   7<GAMMAW  >=  10.000     (BOTH WALLS)
ITEM NO.   9<U-FRICT >=  38.000     (BOTH WALLS)
ITEM NO.  10<U-KA    >= 0.23800     WALL NO.        1
ITEM NO.  11<U-KP    >=  7.2320     WALL NO.        1
ITEM NO.  12<K0-NC   >= 0.50000     (BOTH WALLS)
ITEM NO.  13<NEXP    >= 0.50000     (BOTH WALLS)
ITEM NO.  14<OCR     >=  1.0000     (BOTH WALLS)
ITEM NO.  16<MODEL   >=  1.0000     (BOTH WALLS)
ITEM NO.  17<EVC     >=  15000.     (BOTH WALLS)
ITEM NO.  18<EUR     >=  45000.     (BOTH WALLS)
ITEM NO.  27<U-PERM  >= 0.10000E-03 (BOTH WALLS)
ITEM NO.  52<D-NATURE>=  1.0000     (BOTH WALLS)
ITEM NO.  53<D-LEVEL >=  0.0000     (BOTH WALLS)
ITEM NO.  59<D-FRICT >=  38.000     (BOTH WALLS)
ITEM NO.  60<D-KA    >= 0.23800     WALL NO.        1
ITEM NO.  61<D-KP    >=  7.2320     WALL NO.        1
ITEM NO.  77<D-PERM  >= 0.10000E-03 (BOTH WALLS)
```

```
 NON ZERO LAYER DESCRIPTORS FOR LAYER NO.    2 FOR STEP NO.    5

ITEM NO.   1<NAME    >=  17.000     (BOTH WALLS)
ITEM NO.   2<NATURE  >=  1.0000     (BOTH WALLS)
ITEM NO.   3<LEVEL   >=  0.0000     (BOTH WALLS)
ITEM NO.   4<WALL    >=  1.0000     (BOTH WALLS)
ITEM NO.   5<GAMMAD  >=  16.000     (BOTH WALLS)
ITEM NO.   6<GAMMAB  >=  6.0000     (BOTH WALLS)
ITEM NO.   7<GAMMAW  >=  10.000     (BOTH WALLS)
ITEM NO.   9<U-FRICT >=  30.000     (BOTH WALLS)
ITEM NO.  10<U-KA    >= 0.33300     WALL NO.        1
ITEM NO.  11<U-KP    >=  5.4250     WALL NO.        1
ITEM NO.  12<K0-NC   >= 0.50000     (BOTH WALLS)
ITEM NO.  13<NEXP    >= 0.50000     (BOTH WALLS)
ITEM NO.  14<OCR     >=  1.0000     (BOTH WALLS)
ITEM NO.  16<MODEL   >=  1.0000     (BOTH WALLS)
ITEM NO.  17<EVC     >=  30000.     (BOTH WALLS)
ITEM NO.  18<EUR     >=  48000.     (BOTH WALLS)
ITEM NO.  27<U-PERM  >= 0.10000E-04 (BOTH WALLS)
ITEM NO.  52<D-NATURE>=  1.0000     (BOTH WALLS)
ITEM NO.  53<D-LEVEL >=  0.0000     (BOTH WALLS)
ITEM NO.  59<D-FRICT >=  30.000     (BOTH WALLS)
ITEM NO.  60<D-KA    >= 0.33300     WALL NO.        1
ITEM NO.  61<D-KP    >=  4.2880     WALL NO.        1
ITEM NO.  77<D-PERM  >= 0.10000E-04 (BOTH WALLS)

 NON ZERO LAYER DESCRIPTORS FOR LAYER NO.    3 FOR STEP NO.    5

ITEM NO.   1<NAME    >=  18.000     (BOTH WALLS)
ITEM NO.   2<NATURE  >=  1.0000     (BOTH WALLS)
ITEM NO.   3<LEVEL   >= -5.0000     (BOTH WALLS)
ITEM NO.   4<WALL    >=  1.0000     (BOTH WALLS)
ITEM NO.   5<GAMMAD  >=  16.000     (BOTH WALLS)
ITEM NO.   6<GAMMAB  >=  6.0000     (BOTH WALLS)
ITEM NO.   7<GAMMAW  >=  10.000     (BOTH WALLS)
ITEM NO.   8<U-COHE  >=  1.0000     (BOTH WALLS)
ITEM NO.   9<U-FRICT >=  33.000     (BOTH WALLS)
ITEM NO.  10<U-KA    >= 0.29500     WALL NO.        1
ITEM NO.  11<U-KP    >=  6.7160     WALL NO.        1
ITEM NO.  12<K0-NC   >= 0.50000     (BOTH WALLS)
ITEM NO.  13<NEXP    >= 0.50000     (BOTH WALLS)
ITEM NO.  14<OCR     >=  1.0000     (BOTH WALLS)
ITEM NO.  16<MODEL   >=  1.0000     (BOTH WALLS)
ITEM NO.  17<EVC     >=  68000.     (BOTH WALLS)
ITEM NO.  18<EUR     >= 0.10880E+06 (BOTH WALLS)
ITEM NO.  27<U-PERM  >= 0.10000E-04 (BOTH WALLS)
ITEM NO.  52<D-NATURE>=  1.0000     (BOTH WALLS)
ITEM NO.  53<D-LEVEL >=  0.0000     (BOTH WALLS)
ITEM NO.  58<D-COHE  >=  1.0000     (BOTH WALLS)
ITEM NO.  59<D-FRICT >=  33.000     (BOTH WALLS)
ITEM NO.  60<D-KA    >= 0.29500     WALL NO.        1
ITEM NO.  61<D-KP    >=  5.1600     WALL NO.        1
ITEM NO.  77<D-PERM  >= 0.10000E-04 (BOTH WALLS)

LAYER DESCRIPTORS FOR STEP NO.    6

 NON ZERO LAYER DESCRIPTORS FOR LAYER NO.    1 FOR STEP NO.    6

ITEM NO.   1<NAME    >=  16.000     (BOTH WALLS)
ITEM NO.   2<NATURE  >=  1.0000     (BOTH WALLS)
ITEM NO.   3<LEVEL   >=  3.0000     (BOTH WALLS)
ITEM NO.   4<WALL    >=  1.0000     (BOTH WALLS)
ITEM NO.   5<GAMMAD  >=  19.000     (BOTH WALLS)
ITEM NO.   6<GAMMAB  >=  10.000     (BOTH WALLS)
ITEM NO.   7<GAMMAW  >=  10.000     (BOTH WALLS)
ITEM NO.   9<U-FRICT >=  38.000     (BOTH WALLS)
ITEM NO.  10<U-KA    >= 0.23800     WALL NO.        1
ITEM NO.  11<U-KP    >=  7.2320     WALL NO.        1
ITEM NO.  12<K0-NC   >= 0.50000     (BOTH WALLS)
ITEM NO.  13<NEXP    >= 0.50000     (BOTH WALLS)
ITEM NO.  14<OCR     >=  1.0000     (BOTH WALLS)
ITEM NO.  16<MODEL   >=  1.0000     (BOTH WALLS)
```

```
ITEM NO.  17<EVC     >=  15000.     (BOTH WALLS)
ITEM NO.  18<EUR     >=  45000.     (BOTH WALLS)
ITEM NO.  27<U-PERM  >= 0.10000E-03 (BOTH WALLS)
ITEM NO.  45<U-KAED  >= 0.50120     WALL NO.        1
ITEM NO.  46<U-KAEW  >= 0.91780     WALL NO.        1
ITEM NO.  47<U-KPED  >=  6.8100     WALL NO.        1
ITEM NO.  48<U-KPEW  >=  4.4940     WALL NO.        1
ITEM NO.  52<D-NATURE>=  1.0000     (BOTH WALLS)
ITEM NO.  53<D-LEVEL >=  0.0000     (BOTH WALLS)
ITEM NO.  59<D-FRICT >=  38.000     (BOTH WALLS)
ITEM NO.  60<D-KA    >= 0.23800     WALL NO.        1
ITEM NO.  61<D-KP    >=  7.2320     WALL NO.        1
ITEM NO.  77<D-PERM  >= 0.10000E-03 (BOTH WALLS)
ITEM NO.  95<D-KAED  >= 0.45030     WALL NO.        1
ITEM NO.  96<D-KAEW  >=  1.4090     WALL NO.        1
ITEM NO.  97<D-KPED  >=  4.1520     WALL NO.        1
ITEM NO.  98<D-KPEW  >= 0.82630     WALL NO.        1

 NON ZERO LAYER DESCRIPTORS FOR LAYER NO.    2 FOR STEP NO.    6

ITEM NO.   1<NAME    >=  17.000     (BOTH WALLS)
ITEM NO.   2<NATURE  >=  1.0000     (BOTH WALLS)
ITEM NO.   3<LEVEL   >=  0.0000     (BOTH WALLS)
ITEM NO.   4<WALL    >=  1.0000     (BOTH WALLS)
ITEM NO.   5<GAMMAD  >=  16.000     (BOTH WALLS)
ITEM NO.   6<GAMMAB  >=  6.0000     (BOTH WALLS)
ITEM NO.   7<GAMMAW  >=  10.000     (BOTH WALLS)
ITEM NO.   9<U-FRICT >=  30.000     (BOTH WALLS)
ITEM NO.  10<U-KA    >= 0.33300     WALL NO.        1
ITEM NO.  11<U-KP    >=  5.4250     WALL NO.        1
ITEM NO.  12<K0-NC   >= 0.50000     (BOTH WALLS)
ITEM NO.  13<NEXP    >= 0.50000     (BOTH WALLS)
ITEM NO.  14<OCR     >=  1.0000     (BOTH WALLS)
ITEM NO.  16<MODEL   >=  1.0000     (BOTH WALLS)
ITEM NO.  17<EVC     >=  30000.     (BOTH WALLS)
ITEM NO.  18<EUR     >=  48000.     (BOTH WALLS)
ITEM NO.  27<U-PERM  >= 0.10000E-04 (BOTH WALLS)
ITEM NO.  45<U-KAED  >= 0.66310     WALL NO.        1
ITEM NO.  46<U-KAEW  >=  1.8650     WALL NO.        1
ITEM NO.  47<U-KPED  >=  5.4110     WALL NO.        1
ITEM NO.  48<U-KPEW  >=  2.3430     WALL NO.        1
ITEM NO.  52<D-NATURE>=  1.0000     (BOTH WALLS)
ITEM NO.  53<D-LEVEL >=  0.0000     (BOTH WALLS)
ITEM NO.  59<D-FRICT >=  30.000     (BOTH WALLS)
ITEM NO.  60<D-KA    >= 0.33300     WALL NO.        1
ITEM NO.  61<D-KP    >=  4.2880     WALL NO.        1
ITEM NO.  77<D-PERM  >= 0.10000E-04 (BOTH WALLS)
ITEM NO.  95<D-KAED  >= 0.60240     WALL NO.        1
ITEM NO.  96<D-KAEW  >=  1.6820     WALL NO.        1
ITEM NO.  97<D-KPED  >=  2.2050     WALL NO.        1
ITEM NO.  98<D-KPEW  >= 0.82630     WALL NO.        1

 NON ZERO LAYER DESCRIPTORS FOR LAYER NO.    3 FOR STEP NO.    6

ITEM NO.   1<NAME    >=  18.000     (BOTH WALLS)
ITEM NO.   2<NATURE  >=  1.0000     (BOTH WALLS)
ITEM NO.   3<LEVEL   >= -5.0000     (BOTH WALLS)
ITEM NO.   4<WALL    >=  1.0000     (BOTH WALLS)
ITEM NO.   5<GAMMAD  >=  16.000     (BOTH WALLS)
ITEM NO.   6<GAMMAB  >=  6.0000     (BOTH WALLS)
ITEM NO.   7<GAMMAW  >=  10.000     (BOTH WALLS)
ITEM NO.   8<U-COHE  >=  1.0000     (BOTH WALLS)
ITEM NO.   9<U-FRICT >=  33.000     (BOTH WALLS)
ITEM NO.  10<U-KA    >= 0.29500     WALL NO.        1
ITEM NO.  11<U-KP    >=  6.7160     WALL NO.        1
ITEM NO.  12<K0-NC   >= 0.50000     (BOTH WALLS)
ITEM NO.  13<NEXP    >= 0.50000     (BOTH WALLS)
ITEM NO.  14<OCR     >=  1.0000     (BOTH WALLS)
ITEM NO.  16<MODEL   >=  1.0000     (BOTH WALLS)
ITEM NO.  17<EVC     >=  68000.     (BOTH WALLS)
ITEM NO.  18<EUR     >= 0.10880E+06 (BOTH WALLS)
ITEM NO.  27<U-PERM  >= 0.10000E-04 (BOTH WALLS)
ITEM NO.  45<U-KAED  >= 0.59740     WALL NO.        1
ITEM NO.  46<U-KAEW  >=  1.8880     WALL NO.        1
```

```
ITEM NO.  47<U-KPED  >=  6.7900     WALL NO.        1
ITEM NO.  48<U-KPEW  >=  3.6610     WALL NO.        1
ITEM NO.  52<D-NATURE>=  1.0000     (BOTH WALLS)
ITEM NO.  53<D-LEVEL >=  0.0000     (BOTH WALLS)
ITEM NO.  58<D-COHE  >=  1.0000     (BOTH WALLS)
ITEM NO.  59<D-FRICT >=  33.000     (BOTH WALLS)
ITEM NO.  60<D-KA    >= 0.29500     WALL NO.        1
ITEM NO.  61<D-KP    >=  5.1600     WALL NO.        1
ITEM NO.  77<D-PERM  >= 0.10000E-04 (BOTH WALLS)
ITEM NO.  95<D-KAED  >= 0.53790     WALL NO.        1
ITEM NO.  96<D-KAEW  >=  1.7350     WALL NO.        1
ITEM NO.  97<D-KPED  >=  2.7890     WALL NO.        1
ITEM NO.  98<D-KPEW  >= 0.82630     WALL NO.        1


DEFAULT WATER UNIT WEIGHT =  10.000
AVERAGED ON    18 VALUES
```

```
+-----------------------------------------------------------------------------------------------------------------------+
|                   PARATIEPLUS(TM)   NLS ENGINE RELEASE  2018.0    FULL VERSION  *Build date:Nov 13, 2017*              |
|                                                                                                                       |
|                                        NewProject.BaseDesignSection_28.Nominal_63                                     |
|                                   Exe Time : 4 September 2018 18:01:29                                                |
+-----------------------------------------------------------------------------------------------------------------------+

PHASE DESCRIPTORS


STEP  NO.     1
                                        LEFT WALL    RIGHT WALL
Y                                        0.000       -0.9990E+30
Z-PC                                     0.000         0.000
Z-EXCAVATION                             0.000         0.000
Z-WATER_TABLE                           -18.00       -0.9990E+30
Q_AT_THE_FREE_FIELD_LEVEL                0.000         0.000
ZQ                                       0.000         0.000
DZW_OF_THE_WATER_TABLE                   0.000         0.000
QS_ON_THE_EXCAVATION_SIDE                0.000         0.000
ZQS                                     -0.9990E+30   -0.9990E+30
ZCUT                                     0.000         0.000
BALANCE LEVEL FOR PORE PRESSURES        -7.500        -7.500
WATER_BEHAVIOUR_FLAG (LINING OPT)        0.000         0.000
PORE_UPDATE_FLAG                         0.000         0.000
PORE_TAB. _FLAG (gt.0= use tabs)         0.000         0.000
lateral thrusts reduction elevatio       0.000         0.000
Downhill reduction factor for effe       0.000         0.000
Downhill reduction factor for pore       0.000         0.000
Uphill reduction factor for effect       0.000         0.000
Uphill reduction factor for pore p       0.000         0.000
SEISMIC HORIZONTAL ACCEL. Kh [g]         0.000         0.000
UPHILL VERTICAL ACCEL.  Kv_uh [g]        0.000         0.000
DOWNHILL VERTICAL ACCEL.Kv_dh [g]        0.000         0.000
UPHILL BETA ANGLE (SLOPE) [deg]          0.000         0.000
UPHILL DELTA/PHI RATIO                   0.000         0.000
DOWNHILL BETA ANGLE (SLOPE) [deg]        0.000         0.000
DOWNHILL DELTA/PHI RATIO                 0.000         0.000
DYN.WATER BEHAVIOUR                      0.000         0.000
Excess pore pressure RATIO Ru            0.000         0.000
SEISMIC PRESSURE LOWER VALUE             0.000         0.000
SEISMIC PRESSURE UPPER VALUE             0.000         0.000
SEISMIC PRESSURE LOWER LEVEL             0.000         0.000
SEISMIC PRESSURE UPPER LEVEL             0.000         0.000

=========================================================================================================end of step    1


STEP  NO.     2
                                        LEFT WALL    RIGHT WALL
Y                                        0.000       -0.9990E+30
Z-PC                                     0.000         0.000
Z-EXCAVATION                            -1.000         0.000
Z-WATER_TABLE                           -18.00       -0.9990E+30
Q_AT_THE_FREE_FIELD_LEVEL                0.000         0.000
ZQ                                       0.000         0.000
DZW_OF_THE_WATER_TABLE                   0.000         0.000
QS_ON_THE_EXCAVATION_SIDE                0.000         0.000
ZQS                                     -0.9990E+30   -0.9990E+30
ZCUT                                     0.000         0.000
BALANCE LEVEL FOR PORE PRESSURES        -7.500        -7.500
WATER_BEHAVIOUR_FLAG (LINING OPT)        0.000         0.000
PORE_UPDATE_FLAG                         0.000         0.000
PORE_TAB. _FLAG (gt.0= use tabs)         0.000         0.000
lateral thrusts reduction elevatio       0.000         0.000
Downhill reduction factor for effe       0.000         0.000
Downhill reduction factor for pore       0.000         0.000
Uphill reduction factor for effect       0.000         0.000
Uphill reduction factor for pore p       0.000         0.000
SEISMIC HORIZONTAL ACCEL. Kh [g]         0.000         0.000
UPHILL VERTICAL ACCEL.  Kv_uh [g]        0.000         0.000
```

DOWNHILL VERTICAL ACCEL.Kv_dh [g]	0.000	0.000
UPHILL BETA ANGLE (SLOPE) [deg]	0.000	0.000
UPHILL DELTA/PHI RATIO	0.000	0.000
DOWNHILL BETA ANGLE (SLOPE) [deg]	0.000	0.000
DOWNHILL DELTA/PHI RATIO	0.000	0.000
DYN.WATER BEHAVIOUR	0.000	0.000
Excess pore pressure RATIO Ru	0.000	0.000
SEISMIC PRESSURE LOWER VALUE	0.000	0.000
SEISMIC PRESSURE UPPER VALUE	0.000	0.000
SEISMIC PRESSURE LOWER LEVEL	0.000	0.000
SEISMIC PRESSURE UPPER LEVEL	0.000	0.000

==========end of step 2

STEP NO. 3

	LEFT WALL	RIGHT WALL
Y	0.000	-0.9990E+30
Z-PC	0.000	0.000
Z-EXCAVATION	-1.000	0.000
Z-WATER_TABLE	-18.00	-0.9990E+30
Q_AT_THE_FREE_FIELD_LEVEL	0.000	0.000
ZQ	0.000	0.000
DZW_OF_THE_WATER_TABLE	0.000	0.000
QS_ON_THE_EXCAVATION_SIDE	0.000	0.000
ZQS	-0.9990E+30	-0.9990E+30
ZCUT	0.000	0.000
BALANCE LEVEL FOR PORE PRESSURES	-7.500	-7.500
WATER_BEHAVIOUR_FLAG (LINING OPT)	0.000	0.000
PORE_UPDATE_FLAG	0.000	0.000
PORE_TAB. _FLAG (gt.0= use tabs)	0.000	0.000
lateral thrusts reduction elevatio	0.000	0.000
Downhill reduction factor for effe	0.000	0.000
Downhill reduction factor for pore	0.000	0.000
Uphill reduction factor for effect	0.000	0.000
Uphill reduction factor for pore p	0.000	0.000
SEISMIC HORIZONTAL ACCEL. Kh [g]	0.000	0.000
UPHILL VERTICAL ACCEL. Kv_uh [g]	0.000	0.000
DOWNHILL VERTICAL ACCEL.Kv_dh [g]	0.000	0.000
UPHILL BETA ANGLE (SLOPE) [deg]	0.000	0.000
UPHILL DELTA/PHI RATIO	0.000	0.000
DOWNHILL BETA ANGLE (SLOPE) [deg]	0.000	0.000
DOWNHILL DELTA/PHI RATIO	0.000	0.000
DYN.WATER BEHAVIOUR	0.000	0.000
Excess pore pressure RATIO Ru	0.000	0.000
SEISMIC PRESSURE LOWER VALUE	0.000	0.000
SEISMIC PRESSURE UPPER VALUE	0.000	0.000
SEISMIC PRESSURE LOWER LEVEL	0.000	0.000
SEISMIC PRESSURE UPPER LEVEL	0.000	0.000

==========end of step 3

STEP NO. 4

	LEFT WALL	RIGHT WALL
Y	0.000	-0.9990E+30
Z-PC	0.000	0.000
Z-EXCAVATION	-4.600	0.000
Z-WATER_TABLE	-18.00	-0.9990E+30
Q_AT_THE_FREE_FIELD_LEVEL	0.000	0.000
ZQ	0.000	0.000
DZW_OF_THE_WATER_TABLE	0.000	0.000
QS_ON_THE_EXCAVATION_SIDE	0.000	0.000
ZQS	-0.9990E+30	-0.9990E+30
ZCUT	0.000	0.000
BALANCE LEVEL FOR PORE PRESSURES	-7.500	-7.500
WATER_BEHAVIOUR_FLAG (LINING OPT)	0.000	0.000
PORE_UPDATE_FLAG	0.000	0.000
PORE_TAB. _FLAG (gt.0= use tabs)	0.000	0.000
lateral thrusts reduction elevatio	0.000	0.000
Downhill reduction factor for effe	0.000	0.000
Downhill reduction factor for pore	0.000	0.000
Uphill reduction factor for effect	0.000	0.000
Uphill reduction factor for pore p	0.000	0.000

SEISMIC HORIZONTAL ACCEL. Kh [g]	0.000	0.000
UPHILL VERTICAL ACCEL. Kv_uh [g]	0.000	0.000
DOWNHILL VERTICAL ACCEL.Kv_dh [g]	0.000	0.000
UPHILL BETA ANGLE (SLOPE) [deg]	0.000	0.000
UPHILL DELTA/PHI RATIO	0.000	0.000
DOWNHILL BETA ANGLE (SLOPE) [deg]	0.000	0.000
DOWNHILL DELTA/PHI RATIO	0.000	0.000
DYN.WATER BEHAVIOUR	0.000	0.000
Excess pore pressure RATIO Ru	0.000	0.000
SEISMIC PRESSURE LOWER VALUE	0.000	0.000
SEISMIC PRESSURE UPPER VALUE	0.000	0.000
SEISMIC PRESSURE LOWER LEVEL	0.000	0.000
SEISMIC PRESSURE UPPER LEVEL	0.000	0.000

==========end of step 4

STEP NO. 5

	LEFT WALL	RIGHT WALL
Y	0.000	-0.9990E+30
Z-PC	0.000	0.000
Z-EXCAVATION	-4.100	0.000
Z-WATER_TABLE	-18.00	-0.9990E+30
Q_AT_THE_FREE_FIELD_LEVEL	0.000	0.000
ZQ	0.000	0.000
DZW_OF_THE_WATER_TABLE	0.000	0.000
QS_ON_THE_EXCAVATION_SIDE	0.000	0.000
ZQS	-0.9990E+30	-0.9990E+30
ZCUT	0.000	0.000
BALANCE LEVEL FOR PORE PRESSURES	-7.500	-7.500
WATER_BEHAVIOUR_FLAG (LINING OPT)	0.000	0.000
PORE_UPDATE_FLAG	0.000	0.000
PORE_TAB. _FLAG (gt.0= use tabs)	0.000	0.000
lateral thrusts reduction elevatio	0.000	0.000
Downhill reduction factor for effe	0.000	0.000
Downhill reduction factor for pore	0.000	0.000
Uphill reduction factor for effect	0.000	0.000
Uphill reduction factor for pore p	0.000	0.000
SEISMIC HORIZONTAL ACCEL. Kh [g]	0.000	0.000
UPHILL VERTICAL ACCEL. Kv_uh [g]	0.000	0.000
DOWNHILL VERTICAL ACCEL.Kv_dh [g]	0.000	0.000
UPHILL BETA ANGLE (SLOPE) [deg]	0.000	0.000
UPHILL DELTA/PHI RATIO	0.000	0.000
DOWNHILL BETA ANGLE (SLOPE) [deg]	0.000	0.000
DOWNHILL DELTA/PHI RATIO	0.000	0.000
DYN.WATER BEHAVIOUR	0.000	0.000
Excess pore pressure RATIO Ru	0.000	0.000
SEISMIC PRESSURE LOWER VALUE	0.000	0.000
SEISMIC PRESSURE UPPER VALUE	0.000	0.000
SEISMIC PRESSURE LOWER LEVEL	0.000	0.000
SEISMIC PRESSURE UPPER LEVEL	0.000	0.000

==========end of step 5

STEP NO. 6

	LEFT WALL	RIGHT WALL
Y	0.000	-0.9990E+30
Z-PC	0.000	0.000
Z-EXCAVATION	-4.100	0.000
Z-WATER_TABLE	-18.00	-0.9990E+30
Q_AT_THE_FREE_FIELD_LEVEL	0.000	0.000
ZQ	0.000	0.000
DZW_OF_THE_WATER_TABLE	0.000	0.000
QS_ON_THE_EXCAVATION_SIDE	0.000	0.000
ZQS	-0.9990E+30	-0.9990E+30
ZCUT	0.000	0.000
BALANCE LEVEL FOR PORE PRESSURES	-7.500	-7.500
WATER_BEHAVIOUR_FLAG (LINING OPT)	0.000	0.000
PORE_UPDATE_FLAG	0.000	0.000
PORE_TAB. _FLAG (gt.0= use tabs)	0.000	0.000
lateral thrusts reduction elevatio	0.000	0.000
Downhill reduction factor for effe	0.000	0.000
Downhill reduction factor for pore	0.000	0.000

```
Uphill reduction factor for effect      0.000         0.000
Uphill reduction factor for pore p      0.000         0.000
SEISMIC HORIZONTAL ACCEL. Kh [g]       0.3474         0.000
UPHILL VERTICAL ACCEL.  Kv_uh [g]      0.1737         0.000
DOWNHILL VERTICAL ACCEL.Kv_dh [g]     -0.1737         0.000
UPHILL BETA ANGLE (SLOPE) [deg]         0.000         0.000
UPHILL DELTA/PHI RATIO                 0.5000         0.000
DOWNHILL BETA ANGLE (SLOPE) [deg]       0.000         0.000
DOWNHILL DELTA/PHI RATIO               0.5000         0.000
DYN.WATER BEHAVIOUR                     0.000         0.000
Excess pore pressure RATIO Ru           0.000         0.000
SEISMIC PRESSURE LOWER VALUE            22.79         0.000
SEISMIC PRESSURE UPPER VALUE            22.79         0.000
SEISMIC PRESSURE LOWER LEVEL           -4.100         0.000
SEISMIC PRESSURE UPPER LEVEL            0.000         0.000

================================================================================================================end of step    6


 LEFT-HAND WALL

 LOWER  LEVEL          -7.50000
 UPPER  LEVEL           0.00000

 RIGHT-HAND WALL

 LOWER  LEVEL          -7.50000
 UPPER  LEVEL           0.00000
```

```
+-------------------------------------------------------------------------------------------------------------------------+
|                  PARATIEPLUS(TM)   NLS ENGINE RELEASE  2018.0    FULL VERSION  *Build date:Nov 13, 2017*              |
|                                                                                                                         |
|                                     NewProject.BaseDesignSection_28.Nominal_63                                          |
|                                  Exe Time : 4 September 2018 18:01:30                                                   |
+-------------------------------------------------------------------------------------------------------------------------+
 I N I T I A L   S T R E S S   T A B L E S

            S E C T I O N

 NUMBER OF DEFINED TABLES             2


INPUT DATA FOR INITIAL STRESS SET NO.    1
PERTAINING SOIL ELEMENTS AT Y-COORD    0.0000

ACTIVATION TIME                              5.0000
END TIME (TIME BEYOND WHICH IT IS REMOVED)   6.0000

TYPE BOUSSINESQ

 HORIZONTAL DISTANCE (DY)           1.00000000000000
 FOUNDATION WIDTH    (B)            4.00000000000000
 ZETA-F.....                   0.000000000000000E+000
 Q-F .....                      20.0000000000000
 BETA .....                     45.0000000000000
 BEHAVIOUR (0=FREE, 1=REFLECTING)  0.000000000000000E+000


INPUT DATA FOR INITIAL STRESS SET NO.    2
PERTAINING SOIL ELEMENTS AT Y-COORD    0.0000

ACTIVATION TIME                              1.0000
END TIME (TIME BEYOND WHICH IT IS REMOVED)   6.0000

TYPE BOUSSINESQ

 HORIZONTAL DISTANCE (DY)           11.5000000000000
 FOUNDATION WIDTH    (B)            18.5000000000000
 ZETA-F.....                        2.70000000000000
 Q-F .....                      20.0000000000000
 BETA .....                     45.0000000000000
 BEHAVIOUR (0=FREE, 1=REFLECTING)  0.000000000000000E+000


 ELEMENT GROUPS BACKUP AREA CAN STAY IN CORE AT
 POSITION        4935

 NO. OF D.P.W  FOR THIS AREA       4680
 MAX NO. OF D.P.W. AVAILABLE      81920
 ** MAX NO OF ITERATIONS SET TO          40

ITER     0 RNORM = 0.000     RMNORM= 0.000
           RINORM= 4132.     RIMNOR= 0.000
           RENORM= 0.000     REMNOR= 0.000     RATIO = 0.000     TOLER =0.1000E-03      CONVERGED !
           RFMAX = 12.27     RMMAX = 0.000
           RTSMAL=0.1000E-03 RMSMAL= 0.000
           RDT   = 4132.     RDR   = 0.000
           RATIOT= 0.000     RATIOR= 0.000
           MAX UN= 0.000     IEQ=    78 NODE     39 DOF   2   X-ROT. F
           MIN UN= 0.000     IEQ=     1 NODE      1 DOF   1  Y-DISPL.F
           NO. OF CONTACT CONSTRAINT VIOLATIONS     0


ITER     1 RNORM = 0.000     RMNORM= 0.000
           RINORM= 4132.     RIMNOR= 0.000
           RENORM= 0.000     REMNOR= 0.000     RATIO = 0.000     TOLER =0.1000E-03      CONVERGED !
           RFMAX = 12.27     RMMAX = 0.000
           RTSMAL=0.1000E-03 RMSMAL= 0.000
           RDT   = 4132.     RDR   = 0.000
           RATIOT= 0.000     RATIOR= 0.000
```

```
  MAX UN= 0.000     IEQ=    78 NODE     39 DOF   2   X-ROT. F
  MIN UN= 0.000     IEQ=     1 NODE      1 DOF   1  Y-DISPL.F
  NO. OF CONTACT CONSTRAINT VIOLATIONS     0


ITER     2 RNORM = 0.000     RMNORM= 0.000
  RINORM= 4132.     RIMNOR= 0.000
  RENORM= 0.000     REMNOR= 0.000     RATIO = 0.000     TOLER =0.1000E-03      CONVERGED !
  RFMAX = 12.27     RMMAX = 0.000
  RTSMAL=0.1000E-03 RMSMAL= 0.000
  RDT   = 4132.     RDR   = 0.000
  RATIOT= 0.000     RATIOR= 0.000
  MAX UN= 0.000     IEQ=    78 NODE     39 DOF   2   X-ROT. F
  MIN UN= 0.000     IEQ=     1 NODE      1 DOF   1  Y-DISPL.F
  NO. OF CONTACT CONSTRAINT VIOLATIONS     0
```

```
+-------------------------------------------------------------------------------------------------------------------------+
|                   PARATIEPLUS(TM)   NLS ENGINE RELEASE  2018.0    FULL VERSION  *Build date:Nov 13, 2017*              |
|                                                                                                                         |
|                                     NewProject.BaseDesignSection_28.Nominal_63                                          |
|                                  Exe Time : 4 September 2018 18:01:30                                                   |
+-------------------------------------------------------------------------------------------------------------------------+
New Project
SOLUTION REACHED USING     2 ITERATIONS ON   40

P R I N T   O U T   F O R   T I M E   S T E P    1     ( AT TIME   1.000     )

PRINT OUT OF ACTIVE COMPONENTS (FIXED NODES ARE NOT PRINTED OUT)

          Y-DISPL.F        X-ROT. F
           (02)             (04)            (


ALL NODAL POINTS HAVE ZERO DISPLACEMENT COMPONENTS
```

```
+-------------------------------------------------------------------------------------------------------------------------------+
|                  PARATIEPLUS(TM)   NLS ENGINE RELEASE  2018.0    FULL VERSION  *Build date:Nov 13, 2017*                    |
|                                                                                                                               |
|                                     NewProject.BaseDesignSection_28.Nominal_63                                                |
|                                  Exe Time : 4 September 2018 18:01:30                                                         |
+-------------------------------------------------------------------------------------------------------------------------------+
New Project


S T R E S S   R E S U L T S   F O R   G R O U P   N O.   1

0_L                                                              :
ELEMENT TYPE    5 NO.OF ELEMENTS. IN THIS GROUP   39
C U R R E N T   T I M E   I S      1.0000

 HARDENING 2D SOIL ELEMENT

 ****** TOTAL STRESS FORMULATION *****

  EL *   FORCE     DISPL-Y  VERTICAL-P  HORIZON.-P     MAX-V-P     MAX-H-P           STATE   STIFFNESS Z-LEVEL      PORE
E FACTOR    UFACTOR       Peq           Su_a         Su_p     LAYER
 ------------------------------------------------------------------------------------------------------------------------------
-------------------------------------------------------------------------------------------
   1 D  0.1745       0.000      4.8433E-02   1.745      4.8433E-02   1.745            V-C  5.1962E+04   0.000       0.000
1.000       1.000       1.745       0.000       0.000     DI1_164_167_L_0
   2 D  0.6918       0.000       3.259       3.459       3.259       3.459           V-C  5.1962E+04 -0.2000       0.000
1.000       1.000       3.459       0.000       0.000     DI1_164_167_L_0
   3 D   1.034       0.000       6.472       5.170       6.472       5.170           V-C  5.1962E+04 -0.4000       0.000
1.000       1.000       5.170       0.000       0.000     DI1_164_167_L_0
   4 D   1.375       0.000       9.686       6.877       9.686       6.877           V-C  5.1962E+04 -0.6000       0.000
1.000       1.000       6.877       0.000       0.000     DI1_164_167_L_0
   5 D   1.716       0.000       12.90       8.582       12.90       8.582           V-C  5.1962E+04 -0.8000       0.000
1.000       1.000       8.582       0.000       0.000     DI1_164_167_L_0
   6 D   2.057       0.000       16.12       10.28       16.12       10.28           V-C  5.1962E+04  -1.000       0.000
1.000       1.000       10.28       0.000       0.000     DI1_164_167_L_0
   7 D   2.396       0.000       19.34       11.98       19.34       11.98           V-C  5.1962E+04  -1.200       0.000
1.000       1.000       11.98       0.000       0.000     DI1_164_167_L_0
   8 D   2.735       0.000       22.56       13.68       22.56       13.68           V-C  5.1962E+04  -1.400       0.000
1.000       1.000       13.68       0.000       0.000     DI1_164_167_L_0
   9 D   3.073       0.000       25.78       15.37       25.78       15.37           V-C  5.1962E+04  -1.600       0.000
1.000       1.000       15.37       0.000       0.000     DI1_164_167_L_0
  10 D   3.411       0.000       29.00       17.05       29.00       17.05           V-C  5.1962E+04  -1.800       0.000
1.000       1.000       17.05       0.000       0.000     DI1_164_167_L_0
  11 D   3.747       0.000       32.22       18.74       32.22       18.74           V-C  5.1962E+04  -2.000       0.000
1.000       1.000       18.74       0.000       0.000     DI1_164_167_L_0
  12 D   4.083       0.000       35.45       20.42       35.45       20.42           V-C  5.1962E+04  -2.200       0.000
1.000       1.000       20.42       0.000       0.000     DI1_164_167_L_0
  13 D   4.419       0.000       38.68       22.09       38.68       22.09           V-C  5.1962E+04  -2.400       0.000
1.000       1.000       22.09       0.000       0.000     DI1_164_167_L_0
  14 D   4.753       0.000       41.91       23.77       41.91       23.77           V-C  5.1962E+04  -2.600       0.000
1.000       1.000       23.77       0.000       0.000     DI1_164_167_L_0
  15 D   5.087       0.000       45.14       25.43       45.14       25.43           V-C  5.1962E+04  -2.800       0.000
1.000       1.000       25.43       0.000       0.000     DI1_164_167_L_0
  16 D   5.420       0.000       48.37       27.10       48.37       27.10           V-C  5.1962E+04  -3.000       0.000
1.000       1.000       27.10       0.000       0.000     DI1_164_167_L_0
  17 D   5.752       0.000       51.60       28.76       51.60       28.76           V-C  5.1962E+04  -3.200       0.000
1.000       1.000       28.76       0.000       0.000     DI1_164_167_L_0
  18 D   6.084       0.000       54.84       30.42       54.84       30.42           V-C  5.1962E+04  -3.400       0.000
1.000       1.000       30.42       0.000       0.000     DI1_164_167_L_0
  19 D   6.415       0.000       58.07       32.07       58.07       32.07           V-C  5.1962E+04  -3.600       0.000
1.000       1.000       32.07       0.000       0.000     DI1_164_167_L_0
  20 D   6.745       0.000       61.31       33.73       61.31       33.73           V-C  5.1962E+04  -3.800       0.000
1.000       1.000       33.73       0.000       0.000     DI1_164_167_L_0
  21 D   7.075       0.000       64.54       35.37       64.54       35.37           V-C  5.1962E+04  -4.000       0.000
1.000       1.000       35.37       0.000       0.000     DI1_164_167_L_0
  22 D   7.404       0.000       67.78       37.02       67.78       37.02           V-C  5.1962E+04  -4.200       0.000
1.000       1.000       37.02       0.000       0.000     DI1_164_167_L_0
  23 D   7.732       0.000       71.02       38.66       71.02       38.66           V-C  5.1962E+04  -4.400       0.000
1.000       1.000       38.66       0.000       0.000     DI1_164_167_L_0
  24 D   8.060       0.000       74.26       40.30       74.26       40.30           V-C  5.1962E+04  -4.600       0.000
1.000       1.000       40.30       0.000       0.000     DI1_164_167_L_0
```

```
  25 D   8.387       0.000       77.50       41.93       77.50       41.93          V-C  5.1962E+04  -4.800       0.000
1.000       1.000       41.93       0.000       0.000     DI1_164_167_L_0
  26 D   8.713       0.000       80.75       43.57       80.75       43.57          V-C  1.2524E+05  -5.000       0.000
1.000       1.000       43.57       0.000       0.000     DI2_165_168_L_0
  27 D   9.039       0.000       83.99       45.20       83.99       45.20          V-C  1.2524E+05  -5.200       0.000
1.000       1.000       45.20       0.000       0.000     DI2_165_168_L_0
  28 D   9.365       0.000       87.23       46.82       87.23       46.82          V-C  1.2524E+05  -5.400       0.000
1.000       1.000       46.82       0.000       0.000     DI2_165_168_L_0
  29 D   9.689       0.000       90.48       48.45       90.48       48.45          V-C  1.2524E+05  -5.600       0.000
1.000       1.000       48.45       0.000       0.000     DI2_165_168_L_0
  30 D   10.01       0.000       93.72       50.07       93.72       50.07          V-C  1.2524E+05  -5.800       0.000
1.000       1.000       50.07       0.000       0.000     DI2_165_168_L_0
  31 D   10.34       0.000       96.97       51.69       96.97       51.69          V-C  1.2524E+05  -6.000       0.000
1.000       1.000       51.69       0.000       0.000     DI2_165_168_L_0
  32 D   10.66       0.000       100.2       53.30       100.2       53.30          V-C  1.2524E+05  -6.200       0.000
1.000       1.000       53.30       0.000       0.000     DI2_165_168_L_0
  33 D   10.98       0.000       103.5       54.92       103.5       54.92          V-C  1.2524E+05  -6.400       0.000
1.000       1.000       54.92       0.000       0.000     DI2_165_168_L_0
  34 D   11.31       0.000       106.7       56.53       106.7       56.53          V-C  1.2524E+05  -6.600       0.000
1.000       1.000       56.53       0.000       0.000     DI2_165_168_L_0
  35 D   11.63       0.000       109.9       58.14       109.9       58.14          V-C  1.2524E+05  -6.800       0.000
1.000       1.000       58.14       0.000       0.000     DI2_165_168_L_0
  36 D   11.95       0.000       113.2       59.74       113.2       59.74          V-C  1.2524E+05  -7.000       0.000
1.000       1.000       59.74       0.000       0.000     DI2_165_168_L_0
  37 D   12.27       0.000       116.4       61.35       116.4       61.35          V-C  1.2524E+05  -7.200       0.000
1.000       1.000       61.35       0.000       0.000     DI2_165_168_L_0
  38 D   9.443       0.000       119.7       62.95       119.7       62.95          V-C  1.2524E+05  -7.400       0.000
1.000       1.000       62.95       0.000       0.000     DI2_165_168_L_0
  39 D   3.188       0.000       121.3       63.75       121.3       63.75          V-C  1.2524E+05  -7.500       0.000
1.000       1.000       63.75       0.000       0.000     DI2_165_168_L_0
```

```
+-------------------------------------------------------------------------------------------------------------------------------+
|                  PARATIEPLUS(TM)   NLS ENGINE RELEASE  2018.0    FULL VERSION  *Build date:Nov 13, 2017*                    |
|                                                                                                                               |
|                                    NewProject.BaseDesignSection_28.Nominal_63                                                 |
|                                 Exe Time : 4 September 2018 18:01:30                                                          |
+-------------------------------------------------------------------------------------------------------------------------------+
New Project


S T R E S S   R E S U L T S   F O R   G R O U P   N O.   2

0_R                                                          :
ELEMENT TYPE    5 NO.OF ELEMENTS. IN THIS GROUP   39
C U R R E N T   T I M E   I S      1.0000

 HARDENING 2D SOIL ELEMENT

 ****** TOTAL STRESS FORMULATION *****

  EL *   FORCE     DISPL-Y  VERTICAL-P  HORIZON.-P     MAX-V-P     MAX-H-P           STATE   STIFFNESS Z-LEVEL      PORE
E FACTOR    UFACTOR       Peq           Su_a         Su_p     LAYER
 ------------------------------------------------------------------------------------------------------------------------------
-------------------------------------------------------------------------------------------
   1 D  0.1745       0.000       0.000       1.745       0.000       1.745             V-C  3.4641E+04   0.000       0.000
1.000       1.000       1.745       0.000       0.000     DI1_164_167_L_0
   2 D  0.6918       0.000       3.200       3.459       3.200       3.459             V-C  3.4641E+04 -0.2000       0.000
1.000       1.000       3.459       0.000       0.000     DI1_164_167_L_0
   3 D   1.034       0.000       6.400       5.170       6.400       5.170             V-C  3.4641E+04 -0.4000       0.000
1.000       1.000       5.170       0.000       0.000     DI1_164_167_L_0
   4 D   1.375       0.000       9.600       6.877       9.600       6.877             V-C  3.4641E+04 -0.6000       0.000
1.000       1.000       6.877       0.000       0.000     DI1_164_167_L_0
   5 D   1.716       0.000       12.80       8.582       12.80       8.582             V-C  3.4641E+04 -0.8000       0.000
1.000       1.000       8.582       0.000       0.000     DI1_164_167_L_0
   6 D   2.057       0.000       16.00       10.28       16.00       10.28             V-C  3.4641E+04  -1.000       0.000
1.000       1.000       10.28       0.000       0.000     DI1_164_167_L_0
   7 D   2.396       0.000       19.20       11.98       19.20       11.98             V-C  3.4641E+04  -1.200       0.000
1.000       1.000       11.98       0.000       0.000     DI1_164_167_L_0
   8 D   2.735       0.000       22.40       13.68       22.40       13.68             V-C  3.4641E+04  -1.400       0.000
1.000       1.000       13.68       0.000       0.000     DI1_164_167_L_0
   9 D   3.073       0.000       25.60       15.37       25.60       15.37             V-C  3.4641E+04  -1.600       0.000
1.000       1.000       15.37       0.000       0.000     DI1_164_167_L_0
  10 D   3.411       0.000       28.80       17.05       28.80       17.05             V-C  3.4641E+04  -1.800       0.000
1.000       1.000       17.05       0.000       0.000     DI1_164_167_L_0
  11 D   3.747       0.000       32.00       18.74       32.00       18.74             V-C  3.4641E+04  -2.000       0.000
1.000       1.000       18.74       0.000       0.000     DI1_164_167_L_0
  12 D   4.083       0.000       35.20       20.42       35.20       20.42             V-C  3.4641E+04  -2.200       0.000
1.000       1.000       20.42       0.000       0.000     DI1_164_167_L_0
  13 D   4.419       0.000       38.40       22.09       38.40       22.09             V-C  3.4641E+04  -2.400       0.000
1.000       1.000       22.09       0.000       0.000     DI1_164_167_L_0
  14 D   4.753       0.000       41.60       23.77       41.60       23.77             V-C  3.4641E+04  -2.600       0.000
1.000       1.000       23.77       0.000       0.000     DI1_164_167_L_0
  15 D   5.087       0.000       44.80       25.43       44.80       25.43             V-C  3.4641E+04  -2.800       0.000
1.000       1.000       25.43       0.000       0.000     DI1_164_167_L_0
  16 D   5.420       0.000       48.00       27.10       48.00       27.10             V-C  3.4641E+04  -3.000       0.000
1.000       1.000       27.10       0.000       0.000     DI1_164_167_L_0
  17 D   5.752       0.000       51.20       28.76       51.20       28.76             V-C  3.4641E+04  -3.200       0.000
1.000       1.000       28.76       0.000       0.000     DI1_164_167_L_0
  18 D   6.084       0.000       54.40       30.42       54.40       30.42             V-C  3.4641E+04  -3.400       0.000
1.000       1.000       30.42       0.000       0.000     DI1_164_167_L_0
  19 D   6.415       0.000       57.60       32.07       57.60       32.07             V-C  3.4641E+04  -3.600       0.000
1.000       1.000       32.07       0.000       0.000     DI1_164_167_L_0
  20 D   6.745       0.000       60.80       33.73       60.80       33.73             V-C  3.4641E+04  -3.800       0.000
1.000       1.000       33.73       0.000       0.000     DI1_164_167_L_0
  21 D   7.075       0.000       64.00       35.37       64.00       35.37             V-C  3.4641E+04  -4.000       0.000
1.000       1.000       35.37       0.000       0.000     DI1_164_167_L_0
  22 D   7.404       0.000       67.20       37.02       67.20       37.02             V-C  3.4641E+04  -4.200       0.000
1.000       1.000       37.02       0.000       0.000     DI1_164_167_L_0
  23 D   7.732       0.000       70.40       38.66       70.40       38.66             V-C  3.4641E+04  -4.400       0.000
1.000       1.000       38.66       0.000       0.000     DI1_164_167_L_0
  24 D   8.060       0.000       73.60       40.30       73.60       40.30             V-C  3.4641E+04  -4.600       0.000
1.000       1.000       40.30       0.000       0.000     DI1_164_167_L_0
```

```
  25 D   8.387       0.000       76.80       41.93       76.80       41.93          V-C  3.4641E+04  -4.800       0.000
1.000       1.000       41.93       0.000       0.000     DI1_164_167_L_0
  26 D   8.713       0.000       80.00       43.57       80.00       43.57          V-C  7.3842E+04  -5.000       0.000
1.000       1.000       43.57       0.000       0.000     DI2_165_168_L_0
  27 D   9.039       0.000       83.20       45.20       83.20       45.20          V-C  7.3842E+04  -5.200       0.000
1.000       1.000       45.20       0.000       0.000     DI2_165_168_L_0
  28 D   9.365       0.000       86.40       46.82       86.40       46.82          V-C  7.3842E+04  -5.400       0.000
1.000       1.000       46.82       0.000       0.000     DI2_165_168_L_0
  29 D   9.689       0.000       89.60       48.45       89.60       48.45          V-C  7.3842E+04  -5.600       0.000
1.000       1.000       48.45       0.000       0.000     DI2_165_168_L_0
  30 D   10.01       0.000       92.80       50.07       92.80       50.07          V-C  7.3842E+04  -5.800       0.000
1.000       1.000       50.07       0.000       0.000     DI2_165_168_L_0
  31 D   10.34       0.000       96.00       51.69       96.00       51.69          V-C  7.3842E+04  -6.000       0.000
1.000       1.000       51.69       0.000       0.000     DI2_165_168_L_0
  32 D   10.66       0.000       99.20       53.30       99.20       53.30          V-C  7.3842E+04  -6.200       0.000
1.000       1.000       53.30       0.000       0.000     DI2_165_168_L_0
  33 D   10.98       0.000       102.4       54.92       102.4       54.92          V-C  7.3842E+04  -6.400       0.000
1.000       1.000       54.92       0.000       0.000     DI2_165_168_L_0
  34 D   11.31       0.000       105.6       56.53       105.6       56.53          V-C  7.3842E+04  -6.600       0.000
1.000       1.000       56.53       0.000       0.000     DI2_165_168_L_0
  35 D   11.63       0.000       108.8       58.14       108.8       58.14          V-C  7.3842E+04  -6.800       0.000
1.000       1.000       58.14       0.000       0.000     DI2_165_168_L_0
  36 D   11.95       0.000       112.0       59.74       112.0       59.74          V-C  7.3842E+04  -7.000       0.000
1.000       1.000       59.74       0.000       0.000     DI2_165_168_L_0
  37 D   12.27       0.000       115.2       61.35       115.2       61.35          V-C  7.3842E+04  -7.200       0.000
1.000       1.000       61.35       0.000       0.000     DI2_165_168_L_0
  38 D   9.443       0.000       118.4       62.95       118.4       62.95          V-C  7.3842E+04  -7.400       0.000
1.000       1.000       62.95       0.000       0.000     DI2_165_168_L_0
  39 D   3.188       0.000       120.0       63.75       120.0       63.75          V-C  7.3842E+04  -7.500       0.000
1.000       1.000       63.75       0.000       0.000     DI2_165_168_L_0
```

```
+-------------------------------------------------------------------------------------------------------------------------+
|                   PARATIEPLUS(TM)   NLS ENGINE RELEASE  2018.0    FULL VERSION  *Build date:Nov 13, 2017*              |
|                                                                                                                         |
|                                      NewProject.BaseDesignSection_28.Nominal_63                                         |
|                                   Exe Time : 4 September 2018 18:01:30                                                  |
+-------------------------------------------------------------------------------------------------------------------------+
New Project


S T R E S S   R E S U L T S   F O R   G R O U P   N O.   3

WallElement_33                                                :
ELEMENT TYPE    2 NO.OF ELEMENTS. IN THIS GROUP   38
C U R R E N T   T I M E   I S     1.0000

 WALL2D ELEMENT

   EL      TA          TB          MA          MB
-------------------------------------------------------
    1  0.0000      0.0000      0.0000      0.0000
    2  0.0000      0.0000      0.0000      0.0000
    3  0.0000      0.0000      0.0000      0.0000
    4  0.0000      0.0000      0.0000      0.0000
    5  0.0000      0.0000      0.0000      0.0000
    6  0.0000      0.0000      0.0000      0.0000
    7  0.0000      0.0000      0.0000      0.0000
    8  0.0000      0.0000      0.0000      0.0000
    9  0.0000      0.0000      0.0000      0.0000
   10  0.0000      0.0000      0.0000      0.0000
   11  0.0000      0.0000      0.0000      0.0000
   12  0.0000      0.0000      0.0000      0.0000
   13  0.0000      0.0000      0.0000      0.0000
   14  0.0000      0.0000      0.0000      0.0000
   15  0.0000      0.0000      0.0000      0.0000
   16  0.0000      0.0000      0.0000      0.0000
   17  0.0000      0.0000      0.0000      0.0000
   18  0.0000      0.0000      0.0000      0.0000
   19  0.0000      0.0000      0.0000      0.0000
   20  0.0000      0.0000      0.0000      0.0000
   21  0.0000      0.0000      0.0000      0.0000
   22  0.0000      0.0000      0.0000      0.0000
   23  0.0000      0.0000      0.0000      0.0000
   24  0.0000      0.0000      0.0000      0.0000
   25  0.0000      0.0000      0.0000      0.0000
   26  0.0000      0.0000      0.0000      0.0000
   27  0.0000      0.0000      0.0000      0.0000
   28  0.0000      0.0000      0.0000      0.0000
   29  0.0000      0.0000      0.0000      0.0000
   30  0.0000      0.0000      0.0000      0.0000
   31  0.0000      0.0000      0.0000      0.0000
   32  0.0000      0.0000      0.0000      0.0000
   33  0.0000      0.0000      0.0000      0.0000
   34  0.0000      0.0000      0.0000      0.0000
   35  0.0000      0.0000      0.0000      0.0000
   36  0.0000      0.0000      0.0000      0.0000
   37  0.0000      0.0000      0.0000      0.0000
   38  0.0000      0.0000      0.0000      0.0000
```

```
+-------------------------------------------------------------------------------------------------------------------------+
|                  PARATIEPLUS(TM)   NLS ENGINE RELEASE  2018.0    FULL VERSION  *Build date:Nov 13, 2017*              |
|                                                                                                                         |
|                                      NewProject.BaseDesignSection_28.Nominal_63                                         |
|                                   Exe Time : 4 September 2018 18:01:30                                                  |
+-------------------------------------------------------------------------------------------------------------------------+
New Project


S T R E S S    R E S U L T S    F O R    G R O U P    N O.    4

Tieback_175                                                 :
ELEMENT TYPE    6 NO.OF ELEMENTS. IN THIS GROUP    1
C U R R E N T    T I M E    I S      1.0000

 POST-TENSION 2D-BOUNDARY ELEMENT

         EL    FORCE          d0          EDISPL     pl. eps          K     -ve limit   +ve limit
-----------------------------------------------------------------------------------------------------

***** NO ONE ELEMENT ACTIVE AT CURRENT STEP *****

ITER     0 RNORM = 0.000     RMNORM= 0.000
           RINORM= 3740.     RIMNOR= 0.000
           RENORM= 35.28     REMNOR= 0.000     RATIO =0.9713E-01 TOLER =0.1000E-03  NOT CONVERGED
           RFMAX = 12.27     RMMAX = 0.000
           RTSMAL=0.1000E-03 RMSMAL= 0.000
           RDT   = 3740.     RDR   = 0.000
           RATIOT=0.9713E-01 RATIOR= 0.000
           MAX UN= 2.057     IEQ=    11 NODE      6 DOF   1  Y-DISPL.F
           MIN UN= 0.000     IEQ=     2 NODE      1 DOF   2   X-ROT. F
           NO. OF CONTACT CONSTRAINT VIOLATIONS     0


ITER     2 RNORM = 0.000     RMNORM= 0.000
           RINORM= 3740.     RIMNOR= 0.000
           RENORM=0.5566     REMNOR=0.2327E-21 RATIO =0.1220E-01 TOLER =0.1000E-03  NOT CONVERGED
           RFMAX = 12.27     RMMAX = 0.000
           RTSMAL=0.1000E-03 RMSMAL= 0.000
           RDT   = 3740.     RDR   = 0.000
           RATIOT=0.1220E-01 RATIOR= 0.000
           MAX UN=0.4690     IEQ=     3 NODE      2 DOF   1  Y-DISPL.F
           MIN UN=-.6007E-10 IEQ=    27 NODE     14 DOF   1  Y-DISPL.F
           NO. OF CONTACT CONSTRAINT VIOLATIONS     0


ITER     3 RNORM = 0.000     RMNORM= 0.000
           RINORM= 3740.     RIMNOR= 0.000
           RENORM=0.3624E-19 REMNOR=0.1014E-21 RATIO =0.3113E-11 TOLER =0.1000E-03      CONVERGED !
           RFMAX = 12.27     RMMAX = 0.000
           RTSMAL=0.1000E-03 RMSMAL= 0.000
           RDT   = 3740.     RDR   = 0.000
           RATIOT=0.3113E-11 RATIOR= 0.000
           MAX UN=0.5866E-10 IEQ=    13 NODE      7 DOF   1  Y-DISPL.F
           MIN UN=-.7748E-10 IEQ=    11 NODE      6 DOF   1  Y-DISPL.F
           NO. OF CONTACT CONSTRAINT VIOLATIONS     0
```

```
+-------------------------------------------------------------------------------------------------------------------------+
|                   PARATIEPLUS(TM)   NLS ENGINE RELEASE  2018.0    FULL VERSION  *Build date:Nov 13, 2017*              |
|                                                                                                                         |
|                                      NewProject.BaseDesignSection_28.Nominal_63                                         |
|                                  Exe Time : 4 September 2018 18:01:30                                                   |
+-------------------------------------------------------------------------------------------------------------------------+
New Project
SOLUTION REACHED USING     3 ITERATIONS ON   40

P R I N T   O U T   F O R   T I M E   S T E P    2     ( AT TIME   2.000     )

PRINT OUT OF ACTIVE COMPONENTS (FIXED NODES ARE NOT PRINTED OUT)

          Y-DISPL.F        X-ROT. F
            (02)             (04)           (
    1   9.3409643E-05  -1.4902698E-05
    2   9.0429104E-05  -1.4902685E-05
    3   8.7448688E-05  -1.4900884E-05
    4   8.4469220E-05  -1.4892036E-05
    5   8.1492926E-05  -1.4867409E-05
    6   7.8524123E-05  -1.4814794E-05
    7   7.5569922E-05  -1.4718476E-05
    8   7.2639994E-05  -1.4573239E-05
    9   6.9743400E-05  -1.4386400E-05
   10   6.6887707E-05  -1.4165459E-05
   11   6.4079009E-05  -1.3917620E-05
   12   6.1322006E-05  -1.3649576E-05
   13   5.8620121E-05  -1.3367403E-05
   14   5.5975627E-05  -1.3076503E-05
   15   5.3389789E-05  -1.2781567E-05
   16   5.0863005E-05  -1.2486558E-05
   17   4.8394943E-05  -1.2194705E-05
   18   4.5984734E-05  -1.1908506E-05
   19   4.3631046E-05  -1.1629725E-05
   20   4.1332280E-05  -1.1359402E-05
   21   3.9086711E-05  -1.1097863E-05
   22   3.6892586E-05  -1.0844724E-05
   23   3.4748333E-05  -1.0598912E-05
   24   3.2652650E-05  -1.0358667E-05
   25   3.0604657E-05  -1.0121558E-05
   26   2.8604024E-05  -9.8844956E-06
   27   2.6650697E-05  -9.6500078E-06
   28   2.4743344E-05  -9.4258249E-06
   29   2.2879262E-05  -9.2182129E-06
   30   2.1054632E-05  -9.0320016E-06
   31   1.9264806E-05  -8.8706159E-06
   32   1.7504603E-05  -8.7361029E-06
   33   1.5768537E-05  -8.6291529E-06
   34   1.4051147E-05  -8.5491230E-06
   35   1.2347224E-05  -8.4940491E-06
   36   1.0652082E-05  -8.4606582E-06
   37   8.9618282E-06  -8.4443755E-06
   38   7.2735906E-06  -8.4393294E-06
   39   6.4296500E-06  -8.4390649E-06
```

```
+-------------------------------------------------------------------------------------------------------------------------------+
|                   PARATIEPLUS(TM)   NLS ENGINE RELEASE  2018.0    FULL VERSION  *Build date:Nov 13, 2017*                    |
|                                                                                                                               |
|                                      NewProject.BaseDesignSection_28.Nominal_63                                               |
|                                   Exe Time : 4 September 2018 18:01:30                                                        |
+-------------------------------------------------------------------------------------------------------------------------------+
New Project


S T R E S S   R E S U L T S   F O R   G R O U P   N O.   1

0_L                                                          :
ELEMENT TYPE    5 NO.OF ELEMENTS. IN THIS GROUP   39
C U R R E N T   T I M E   I S     2.0000

 HARDENING 2D SOIL ELEMENT

 ****** TOTAL STRESS FORMULATION *****

  EL *   FORCE     DISPL-Y  VERTICAL-P  HORIZON.-P     MAX-V-P     MAX-H-P           STATE   STIFFNESS Z-LEVEL      PORE
E FACTOR    UFACTOR       Peq           Su_a         Su_p     LAYER
 ------------------------------------------------------------------------------------------------------------------------------
-------------------------------------------------------------------------------------------
   1 D  1.6128E-03 -9.3410E-05  4.8433E-02  1.6128E-02  4.8433E-02   1.745          ACTIVE   0.000       0.000       0.000
1.000       1.000      1.6128E-02   0.000       0.000     DI1_164_167_L_0
   2 D  0.2171     -9.0429E-05   3.259       1.085       3.259       3.459          ACTIVE   0.000      -0.2000      0.000
1.000       1.000       1.085       0.000       0.000     DI1_164_167_L_0
   3 D  0.4310     -8.7449E-05   6.472       2.155       6.472       5.170          ACTIVE   0.000      -0.4000      0.000
1.000       1.000       2.155       0.000       0.000     DI1_164_167_L_0
   4 D  0.6451     -8.4469E-05   9.686       3.225       9.686       6.877          ACTIVE   0.000      -0.6000      0.000
1.000       1.000       3.225       0.000       0.000     DI1_164_167_L_0
   5 D  0.8592     -8.1493E-05   12.90       4.296       12.90       8.582          ACTIVE   0.000      -0.8000      0.000
1.000       1.000       4.296       0.000       0.000     DI1_164_167_L_0
   6 D   1.077     -7.8524E-05   16.12       5.387       16.12       10.28           UL-RL  6.2354E+04  -1.000       0.000
1.000       1.000       5.387       0.000       0.000     DI1_164_167_L_0
   7 D   1.454     -7.5570E-05   19.34       7.269       19.34       11.98           UL-RL  6.2354E+04  -1.200       0.000
1.000       1.000       7.269       0.000       0.000     DI1_164_167_L_0
   8 D   1.829     -7.2640E-05   22.56       9.146       22.56       13.68           UL-RL  6.2354E+04  -1.400       0.000
1.000       1.000       9.146       0.000       0.000     DI1_164_167_L_0
   9 D   2.203     -6.9743E-05   25.78       11.02       25.78       15.37           UL-RL  6.2354E+04  -1.600       0.000
1.000       1.000       11.02       0.000       0.000     DI1_164_167_L_0
  10 D   2.576     -6.6888E-05   29.00       12.88       29.00       17.05           UL-RL  6.2354E+04  -1.800       0.000
1.000       1.000       12.88       0.000       0.000     DI1_164_167_L_0
  11 D   2.948     -6.4079E-05   32.22       14.74       32.22       18.74           UL-RL  6.2354E+04  -2.000       0.000
1.000       1.000       14.74       0.000       0.000     DI1_164_167_L_0
  12 D   3.319     -6.1322E-05   35.45       16.59       35.45       20.42           UL-RL  6.2354E+04  -2.200       0.000
1.000       1.000       16.59       0.000       0.000     DI1_164_167_L_0
  13 D   3.688     -5.8620E-05   38.68       18.44       38.68       22.09           UL-RL  6.2354E+04  -2.400       0.000
1.000       1.000       18.44       0.000       0.000     DI1_164_167_L_0
  14 D   4.055     -5.5976E-05   41.91       20.28       41.91       23.77           UL-RL  6.2354E+04  -2.600       0.000
1.000       1.000       20.28       0.000       0.000     DI1_164_167_L_0
  15 D   4.421     -5.3390E-05   45.14       22.11       45.14       25.43           UL-RL  6.2354E+04  -2.800       0.000
1.000       1.000       22.11       0.000       0.000     DI1_164_167_L_0
  16 D   4.786     -5.0863E-05   48.37       23.93       48.37       27.10           UL-RL  6.2354E+04  -3.000       0.000
1.000       1.000       23.93       0.000       0.000     DI1_164_167_L_0
  17 D   5.149     -4.8395E-05   51.60       25.74       51.60       28.76           UL-RL  6.2354E+04  -3.200       0.000
1.000       1.000       25.74       0.000       0.000     DI1_164_167_L_0
  18 D   5.511     -4.5985E-05   54.84       27.55       54.84       30.42           UL-RL  6.2354E+04  -3.400       0.000
1.000       1.000       27.55       0.000       0.000     DI1_164_167_L_0
  19 D   5.871     -4.3631E-05   58.07       29.35       58.07       32.07           UL-RL  6.2354E+04  -3.600       0.000
1.000       1.000       29.35       0.000       0.000     DI1_164_167_L_0
  20 D   6.230     -4.1332E-05   61.31       31.15       61.31       33.73           UL-RL  6.2354E+04  -3.800       0.000
1.000       1.000       31.15       0.000       0.000     DI1_164_167_L_0
  21 D   6.587     -3.9087E-05   64.54       32.94       64.54       35.37           UL-RL  6.2354E+04  -4.000       0.000
1.000       1.000       32.94       0.000       0.000     DI1_164_167_L_0
  22 D   6.944     -3.6893E-05   67.78       34.72       67.78       37.02           UL-RL  6.2354E+04  -4.200       0.000
1.000       1.000       34.72       0.000       0.000     DI1_164_167_L_0
  23 D   7.299     -3.4748E-05   71.02       36.49       71.02       38.66           UL-RL  6.2354E+04  -4.400       0.000
1.000       1.000       36.49       0.000       0.000     DI1_164_167_L_0
  24 D   7.653     -3.2653E-05   74.26       38.26       74.26       40.30           UL-RL  6.2354E+04  -4.600       0.000
1.000       1.000       38.26       0.000       0.000     DI1_164_167_L_0
```

```
  25 D   8.005     -3.0605E-05   77.50       40.03       77.50       41.93          UL-RL  6.2354E+04  -4.800       0.000
1.000       1.000       40.03       0.000       0.000     DI1_164_167_L_0
  26 D   7.854     -2.8604E-05   80.75       39.27       80.75       43.57          UL-RL  1.5029E+05  -5.000       0.000
1.000       1.000       39.27       0.000       0.000     DI2_165_168_L_0
  27 D   8.238     -2.6651E-05   83.99       41.19       83.99       45.20          UL-RL  1.5029E+05  -5.200       0.000
1.000       1.000       41.19       0.000       0.000     DI2_165_168_L_0
  28 D   8.621     -2.4743E-05   87.23       43.10       87.23       46.82          UL-RL  1.5029E+05  -5.400       0.000
1.000       1.000       43.10       0.000       0.000     DI2_165_168_L_0
  29 D   9.002     -2.2879E-05   90.48       45.01       90.48       48.45          UL-RL  1.5029E+05  -5.600       0.000
1.000       1.000       45.01       0.000       0.000     DI2_165_168_L_0
  30 D   9.381     -2.1055E-05   93.72       46.90       93.72       50.07          UL-RL  1.5029E+05  -5.800       0.000
1.000       1.000       46.90       0.000       0.000     DI2_165_168_L_0
  31 D   9.758     -1.9265E-05   96.97       48.79       96.97       51.69          UL-RL  1.5029E+05  -6.000       0.000
1.000       1.000       48.79       0.000       0.000     DI2_165_168_L_0
  32 D   10.13     -1.7505E-05   100.2       50.67       100.2       53.30          UL-RL  1.5029E+05  -6.200       0.000
1.000       1.000       50.67       0.000       0.000     DI2_165_168_L_0
  33 D   10.51     -1.5769E-05   103.5       52.55       103.5       54.92          UL-RL  1.5029E+05  -6.400       0.000
1.000       1.000       52.55       0.000       0.000     DI2_165_168_L_0
  34 D   10.88     -1.4051E-05   106.7       54.42       106.7       56.53          UL-RL  1.5029E+05  -6.600       0.000
1.000       1.000       54.42       0.000       0.000     DI2_165_168_L_0
  35 D   11.26     -1.2347E-05   109.9       56.28       109.9       58.14          UL-RL  1.5029E+05  -6.800       0.000
1.000       1.000       56.28       0.000       0.000     DI2_165_168_L_0
  36 D   11.63     -1.0652E-05   113.2       58.14       113.2       59.74          UL-RL  1.5029E+05  -7.000       0.000
1.000       1.000       58.14       0.000       0.000     DI2_165_168_L_0
  37 D   12.00     -8.9618E-06   116.4       60.00       116.4       61.35          UL-RL  1.5029E+05  -7.200       0.000
1.000       1.000       60.00       0.000       0.000     DI2_165_168_L_0
  38 D   9.279     -7.2736E-06   119.7       61.86       119.7       62.95          UL-RL  1.5029E+05  -7.400       0.000
1.000       1.000       61.86       0.000       0.000     DI2_165_168_L_0
  39 D   3.139     -6.4297E-06   121.3       62.79       121.3       63.75          UL-RL  1.5029E+05  -7.500       0.000
1.000       1.000       62.79       0.000       0.000     DI2_165_168_L_0
```

```
+-------------------------------------------------------------------------------------------------------------------------------+
|                  PARATIEPLUS(TM)   NLS ENGINE RELEASE  2018.0    FULL VERSION  *Build date:Nov 13, 2017*                    |
|                                                                                                                               |
|                                      NewProject.BaseDesignSection_28.Nominal_63                                               |
|                                   Exe Time : 4 September 2018 18:01:30                                                        |
+-------------------------------------------------------------------------------------------------------------------------------+
New Project


S T R E S S   R E S U L T S   F O R   G R O U P   N O.   2

0_R                                                          :
ELEMENT TYPE    5 NO.OF ELEMENTS. IN THIS GROUP   39
C U R R E N T   T I M E   I S     2.0000

 HARDENING 2D SOIL ELEMENT

 ****** TOTAL STRESS FORMULATION *****

  EL *   FORCE     DISPL-Y  VERTICAL-P  HORIZON.-P     MAX-V-P     MAX-H-P           STATE   STIFFNESS Z-LEVEL      PORE
E FACTOR    UFACTOR       Peq           Su_a         Su_p     LAYER
 ------------------------------------------------------------------------------------------------------------------------------
-------------------------------------------------------------------------------------------
   1     0.000         --          --          --          --          --          REMOVED     --        0.000       0.000
1.000       1.000       0.000       0.000       0.000     not available
   2     0.000         --          --          --          --          --          REMOVED     --       -0.2000      0.000
1.000       1.000       0.000       0.000       0.000     not available
   3     0.000         --          --          --          --          --          REMOVED     --       -0.4000      0.000
1.000       1.000       0.000       0.000       0.000     not available
   4     0.000         --          --          --          --          --          REMOVED     --       -0.6000      0.000
1.000       1.000       0.000       0.000       0.000     not available
   5     0.000         --          --          --          --          --          REMOVED     --       -0.8000      0.000
1.000       1.000       0.000       0.000       0.000     not available
   6 D   0.000      7.8524E-05   0.000       0.000       16.00       10.28         PASSIVE   0.000      -1.000       0.000
1.000       1.000       0.000       0.000       0.000     DI1_164_167_L_0
   7 D   1.888      7.5570E-05   3.200       9.441       19.20       11.98           UL-RL  4.1569E+04  -1.200       0.000
1.000       1.000       9.441       0.000       0.000     DI1_164_167_L_0
   8 D   2.296      7.2640E-05   6.400       11.48       22.40       13.68           UL-RL  4.1569E+04  -1.400       0.000
1.000       1.000       11.48       0.000       0.000     DI1_164_167_L_0
   9 D   2.661      6.9743E-05   9.600       13.30       25.60       15.37           UL-RL  4.1569E+04  -1.600       0.000
1.000       1.000       13.30       0.000       0.000     DI1_164_167_L_0
  10 D   3.007      6.6888E-05   12.80       15.03       28.80       17.05           UL-RL  4.1569E+04  -1.800       0.000
1.000       1.000       15.03       0.000       0.000     DI1_164_167_L_0
  11 D   3.343      6.4079E-05   16.00       16.71       32.00       18.74           UL-RL  4.1569E+04  -2.000       0.000
1.000       1.000       16.71       0.000       0.000     DI1_164_167_L_0
  12 D   3.673      6.1322E-05   19.20       18.36       35.20       20.42           UL-RL  4.1569E+04  -2.200       0.000
1.000       1.000       18.36       0.000       0.000     DI1_164_167_L_0
  13 D   3.999      5.8620E-05   22.40       19.99       38.40       22.09           UL-RL  4.1569E+04  -2.400       0.000
1.000       1.000       19.99       0.000       0.000     DI1_164_167_L_0
  14 D   4.322      5.5976E-05   25.60       21.61       41.60       23.77           UL-RL  4.1569E+04  -2.600       0.000
1.000       1.000       21.61       0.000       0.000     DI1_164_167_L_0
  15 D   4.643      5.3390E-05   28.80       23.21       44.80       25.43           UL-RL  4.1569E+04  -2.800       0.000
1.000       1.000       23.21       0.000       0.000     DI1_164_167_L_0
  16 D   4.962      5.0863E-05   32.00       24.81       48.00       27.10           UL-RL  4.1569E+04  -3.000       0.000
1.000       1.000       24.81       0.000       0.000     DI1_164_167_L_0
  17 D   5.280      4.8395E-05   35.20       26.40       51.20       28.76           UL-RL  4.1569E+04  -3.200       0.000
1.000       1.000       26.40       0.000       0.000     DI1_164_167_L_0
  18 D   5.597      4.5985E-05   38.40       27.98       54.40       30.42           UL-RL  4.1569E+04  -3.400       0.000
1.000       1.000       27.98       0.000       0.000     DI1_164_167_L_0
  19 D   5.913      4.3631E-05   41.60       29.56       57.60       32.07           UL-RL  4.1569E+04  -3.600       0.000
1.000       1.000       29.56       0.000       0.000     DI1_164_167_L_0
  20 D   6.228      4.1332E-05   44.80       31.14       60.80       33.73           UL-RL  4.1569E+04  -3.800       0.000
1.000       1.000       31.14       0.000       0.000     DI1_164_167_L_0
  21 D   6.542      3.9087E-05   48.00       32.71       64.00       35.37           UL-RL  4.1569E+04  -4.000       0.000
1.000       1.000       32.71       0.000       0.000     DI1_164_167_L_0
  22 D   6.856      3.6893E-05   51.20       34.28       67.20       37.02           UL-RL  4.1569E+04  -4.200       0.000
1.000       1.000       34.28       0.000       0.000     DI1_164_167_L_0
  23 D   7.170      3.4748E-05   54.40       35.85       70.40       38.66           UL-RL  4.1569E+04  -4.400       0.000
1.000       1.000       35.85       0.000       0.000     DI1_164_167_L_0
  24 D   7.482      3.2653E-05   57.60       37.41       73.60       40.30           UL-RL  4.1569E+04  -4.600       0.000
1.000       1.000       37.41       0.000       0.000     DI1_164_167_L_0
```

25 D	7.795	3.0605E-05	60.80	38.97	76.80	41.93	UL-RL	4.1569E+04	-4.800	0.000	
1.000	1.000	38.97	0.000	0.000	DI1_164_167_L_0						
26 D	8.376	2.8604E-05	64.00	41.88	80.00	43.57	UL-RL	8.8610E+04	-5.000	0.000	
1.000	1.000	41.88	0.000	0.000	DI2_165_168_L_0						
27 D	8.669	2.6651E-05	67.20	43.34	83.20	45.20	UL-RL	8.8610E+04	-5.200	0.000	
1.000	1.000	43.34	0.000	0.000	DI2_165_168_L_0						
28 D	8.962	2.4743E-05	70.40	44.81	86.40	46.82	UL-RL	8.8610E+04	-5.400	0.000	
1.000	1.000	44.81	0.000	0.000	DI2_165_168_L_0						
29 D	9.255	2.2879E-05	73.60	46.28	89.60	48.45	UL-RL	8.8610E+04	-5.600	0.000	
1.000	1.000	46.28	0.000	0.000	DI2_165_168_L_0						
30 D	9.549	2.1055E-05	76.80	47.74	92.80	50.07	UL-RL	8.8610E+04	-5.800	0.000	
1.000	1.000	47.74	0.000	0.000	DI2_165_168_L_0						
31 D	9.842	1.9265E-05	80.00	49.21	96.00	51.69	UL-RL	8.8610E+04	-6.000	0.000	
1.000	1.000	49.21	0.000	0.000	DI2_165_168_L_0						
32 D	10.14	1.7505E-05	83.20	50.68	99.20	53.30	UL-RL	8.8610E+04	-6.200	0.000	
1.000	1.000	50.68	0.000	0.000	DI2_165_168_L_0						
33 D	10.43	1.5769E-05	86.40	52.14	102.4	54.92	UL-RL	8.8610E+04	-6.400	0.000	
1.000	1.000	52.14	0.000	0.000	DI2_165_168_L_0						
34 D	10.72	1.4051E-05	89.60	53.61	105.6	56.53	UL-RL	8.8610E+04	-6.600	0.000	
1.000	1.000	53.61	0.000	0.000	DI2_165_168_L_0						
35 D	11.01	1.2347E-05	92.80	55.07	108.8	58.14	UL-RL	8.8610E+04	-6.800	0.000	
1.000	1.000	55.07	0.000	0.000	DI2_165_168_L_0						
36 D	11.31	1.0652E-05	96.00	56.53	112.0	59.74	UL-RL	8.8610E+04	-7.000	0.000	
1.000	1.000	56.53	0.000	0.000	DI2_165_168_L_0						
37 D	11.60	8.9618E-06	99.20	57.99	115.2	61.35	UL-RL	8.8610E+04	-7.200	0.000	
1.000	1.000	57.99	0.000	0.000	DI2_165_168_L_0						
38 D	8.918	7.2736E-06	102.4	59.45	118.4	62.95	UL-RL	8.8610E+04	-7.400	0.000	
1.000	1.000	59.45	0.000	0.000	DI2_165_168_L_0						
39 D	3.009	6.4297E-06	104.0	60.18	120.0	63.75	UL-RL	8.8610E+04	-7.500	0.000	
1.000	1.000	60.18	0.000	0.000	DI2_165_168_L_0						

```
+-------------------------------------------------------------------------------------------------------------------------+
|                   PARATIEPLUS(TM)   NLS ENGINE RELEASE  2018.0    FULL VERSION  *Build date:Nov 13, 2017*              |
|                                                                                                                         |
|                                      NewProject.BaseDesignSection_28.Nominal_63                                         |
|                                   Exe Time : 4 September 2018 18:01:30                                                  |
+-------------------------------------------------------------------------------------------------------------------------+
New Project


S T R E S S   R E S U L T S   F O R   G R O U P   N O.   3

WallElement_33                                                  :
ELEMENT TYPE    2 NO.OF ELEMENTS. IN THIS GROUP   38
C U R R E N T   T I M E   I S     2.0000

 WALL2D ELEMENT

   EL      TA          TB          MA          MB
-----------------------------------------------------
    1 1.61281E-03-1.61281E-03 2.01794E-12 3.22561E-04
    2 0.21869    -0.21869    -3.22561E-04 4.40604E-02
    3 0.64971    -0.64971    -4.40604E-02 0.17400
    4  1.2948     -1.2948    -0.17400     0.43296
    5  2.1540     -2.1540    -0.43296     0.86375
    6  3.2314     -3.2314    -0.86375      1.5100
    7  2.7968     -2.7968     -1.5100      2.0694
    8  2.3297     -2.3297     -2.0694      2.5353
    9  1.8724     -1.8724     -2.5353      2.9098
   10  1.4422     -1.4422     -2.9098      3.1983
   11  1.0476     -1.0476     -3.1983      3.4078
   12 0.69336    -0.69336     -3.4078      3.5464
   13 0.38211    -0.38211     -3.5464      3.6229
   14 0.11531    -0.11531     -3.6229      3.6459
   15-0.10637     0.10637     -3.6459      3.6247
   16-0.28272     0.28272     -3.6247      3.5681
   17-0.41387     0.41387     -3.5681      3.4853
   18-0.50016     0.50016     -3.4853      3.3853
   19-0.54207     0.54207     -3.3853      3.2769
   20-0.54019     0.54019     -3.2769      3.1689
   21-0.49516     0.49516     -3.1689      3.0698
   22-0.40765     0.40765     -3.0698      2.9883
   23-0.27839     0.27839     -2.9883      2.9326
   24-0.10810     0.10810     -2.9326      2.9110
   25 0.10247    -0.10247     -2.9110      2.9315
   26-0.41964     0.41964     -2.9315      2.8476
   27-0.85033     0.85033     -2.8476      2.6775
   28 -1.1916      1.1916     -2.6775      2.4392
   29 -1.4455      1.4455     -2.4392      2.1501
   30 -1.6137      1.6137     -2.1501      1.8273
   31 -1.6977      1.6977     -1.8273      1.4878
   32 -1.6989      1.6989     -1.4878      1.1480
   33 -1.6184      1.6184     -1.1480     0.82434
   34 -1.4569      1.4569    -0.82434     0.53297
   35 -1.2150      1.2150    -0.53297     0.28996
   36-0.89317     0.89317    -0.28996     0.11133
   37-0.49147     0.49147    -0.11133     1.30354E-02
   38-0.13035     0.13035    -1.30354E-02 5.54223E-13
```

```
+-------------------------------------------------------------------------------------------------------------------------+
|                  PARATIEPLUS(TM)   NLS ENGINE RELEASE  2018.0    FULL VERSION  *Build date:Nov 13, 2017*              |
|                                                                                                                         |
|                                     NewProject.BaseDesignSection_28.Nominal_63                                          |
|                                  Exe Time : 4 September 2018 18:01:30                                                   |
+-------------------------------------------------------------------------------------------------------------------------+
New Project


S T R E S S   R E S U L T S   F O R   G R O U P   N O.   4

Tieback_175                                                :
ELEMENT TYPE    6 NO.OF ELEMENTS. IN THIS GROUP    1
C U R R E N T   T I M E   I S      2.0000

 POST-TENSION 2D-BOUNDARY ELEMENT

         EL    FORCE          d0          EDISPL     pl. eps          K     -ve limit   +ve limit
-----------------------------------------------------------------------------------------------------

***** NO ONE ELEMENT ACTIVE AT CURRENT STEP *****

ITER     0 RNORM = 0.000     RMNORM= 0.000
           RINORM=0.1814E+05 RIMNOR= 462.6
           RENORM=0.1439E+05 REMNOR=0.1014E-21 RATIO =0.8907     TOLER =0.1000E-03  NOT CONVERGED
           RFMAX = 119.9     RMMAX = 3.646
           RTSMAL=0.1000E-02 RMSMAL=0.1000E-04
           RDT   =0.1814E+05 RDR   = 462.6
           RATIOT=0.8907     RATIOR= 0.000
           MAX UN=0.5866E-10 IEQ=    13 NODE      7 DOF   1  Y-DISPL.F
           MIN UN=-119.9     IEQ=     1 NODE      1 DOF   1  Y-DISPL.F
           NO. OF CONTACT CONSTRAINT VIOLATIONS     0


ITER     2 RNORM = 0.000     RMNORM= 0.000
           RINORM=0.1814E+05 RIMNOR= 462.6
           RENORM= 252.3     REMNOR=0.1156E-19 RATIO =0.1180     TOLER =0.1000E-03  NOT CONVERGED
           RFMAX = 119.9     RMMAX = 3.646
           RTSMAL=0.1000E-02 RMSMAL=0.1000E-04
           RDT   =0.1814E+05 RDR   = 462.6
           RATIOT=0.1180     RATIOR= 0.000
           MAX UN=0.5356     IEQ=    73 NODE     37 DOF   1  Y-DISPL.F
           MIN UN=-7.740     IEQ=     3 NODE      2 DOF   1  Y-DISPL.F
           NO. OF CONTACT CONSTRAINT VIOLATIONS     0


ITER     3 RNORM = 0.000     RMNORM= 0.000
           RINORM=0.1814E+05 RIMNOR= 462.6
           RENORM= 17.42     REMNOR=0.1456E-19 RATIO =0.3099E-01 TOLER =0.1000E-03  NOT CONVERGED
           RFMAX = 119.9     RMMAX = 3.646
           RTSMAL=0.1000E-02 RMSMAL=0.1000E-04
           RDT   =0.1814E+05 RDR   = 462.6
           RATIOT=0.3099E-01 RATIOR= 0.000
           MAX UN= 1.364     IEQ=    75 NODE     38 DOF   1  Y-DISPL.F
           MIN UN=-2.468     IEQ=    27 NODE     14 DOF   1  Y-DISPL.F
           NO. OF CONTACT CONSTRAINT VIOLATIONS     0


ITER     4 RNORM = 0.000     RMNORM= 0.000
           RINORM=0.1814E+05 RIMNOR= 462.6
           RENORM=0.1352     REMNOR=0.9138E-20 RATIO =0.2731E-02 TOLER =0.1000E-03  NOT CONVERGED
           RFMAX = 119.9     RMMAX = 3.646
           RTSMAL=0.1000E-02 RMSMAL=0.1000E-04
           RDT   =0.1814E+05 RDR   = 462.6
           RATIOT=0.2731E-02 RATIOR= 0.000
           MAX UN=0.3677     IEQ=    67 NODE     34 DOF   1  Y-DISPL.F
           MIN UN=-.9134E-09 IEQ=    75 NODE     38 DOF   1  Y-DISPL.F
           NO. OF CONTACT CONSTRAINT VIOLATIONS     0


ITER     5 RNORM = 0.000     RMNORM= 0.000
```

```
RINORM=0.1814E+05 RIMNOR= 462.6
RENORM=0.1140E-03 REMNOR=0.1776E-19 RATIO =0.7928E-04 TOLER =0.1000E-03      CONVERGED !
RFMAX = 119.9     RMMAX = 3.646
RTSMAL=0.1000E-02 RMSMAL=0.1000E-04
RDT   =0.1814E+05 RDR   = 462.6
RATIOT=0.7928E-04 RATIOR= 0.000
MAX UN=0.8583E-09 IEQ=     3 NODE      2 DOF   1  Y-DISPL.F
MIN UN=-.7576E-02 IEQ=    53 NODE     27 DOF   1  Y-DISPL.F
NO. OF CONTACT CONSTRAINT VIOLATIONS     0
```

```
+-------------------------------------------------------------------------------------------------------------------------+
|                   PARATIEPLUS(TM)   NLS ENGINE RELEASE  2018.0    FULL VERSION  *Build date:Nov 13, 2017*               |
|                                                                                                                         |
|                                      NewProject.BaseDesignSection_28.Nominal_63                                         |
|                                  Exe Time : 4 September 2018 18:01:30                                                   |
+-------------------------------------------------------------------------------------------------------------------------+
New Project
SOLUTION REACHED USING     5 ITERATIONS ON   40

P R I N T   O U T   F O R   T I M E   S T E P    3     ( AT TIME   3.000     )

PRINT OUT OF ACTIVE COMPONENTS (FIXED NODES ARE NOT PRINTED OUT)

          Y-DISPL.F        X-ROT. F
            (02)             (04)           (
    1  -1.6081075E-03   4.3111746E-04
    2  -1.5219489E-03   4.3014431E-04
    3  -1.4361776E-03   4.2725354E-04
    4  -1.3511696E-03   4.2253086E-04
    5  -1.2672779E-03   4.1611850E-04
    6  -1.1848228E-03   4.0819667E-04
    7  -1.1040874E-03   3.9895187E-04
    8  -1.0253183E-03   3.8856328E-04
    9  -9.4872695E-04   3.7720206E-04
   10  -8.7449143E-04   3.6503154E-04
   11  -8.0275790E-04   3.5220756E-04
   12  -7.3364207E-04   3.3887873E-04
   13  -6.6723062E-04   3.2518675E-04
   14  -6.0358257E-04   3.1126673E-04
   15  -5.4273054E-04   2.9724755E-04
   16  -4.8468197E-04   2.8325216E-04
   17  -4.2941999E-04   2.6939788E-04
   18  -3.7690564E-04   2.5579701E-04
   19  -3.2707715E-04   2.4255677E-04
   20  -2.7985208E-04   2.2977937E-04
   21  -2.3512854E-04   2.1755824E-04
   22  -1.9278652E-04   2.0597450E-04
   23  -1.5269159E-04   1.9509804E-04
   24  -1.1469621E-04   1.8498788E-04
   25  -7.8642098E-05   1.7569276E-04
   26  -4.4362171E-05   1.6725171E-04
   27  -1.1682157E-05   1.5970193E-04
   28   1.9579868E-05   1.5307362E-04
   29   4.9609362E-05   1.4737637E-04
   30   7.8591634E-05   1.4259739E-04
   31   1.0670727E-04   1.3870270E-04
   32   1.3412797E-04   1.3563895E-04
   33   1.6101331E-04   1.3333418E-04
   34   1.8750624E-04   1.3169837E-04
   35   2.1373029E-04   1.3062694E-04
   36   2.3978708E-04   1.3000638E-04
   37   2.6575474E-04   1.2971634E-04
   38   2.9168704E-04   1.2962969E-04
   39   3.0465011E-04   1.2962529E-04
```

```
+-------------------------------------------------------------------------------------------------------------------------------+
|                   PARATIEPLUS(TM)   NLS ENGINE RELEASE  2018.0    FULL VERSION  *Build date:Nov 13, 2017*                    |
|                                                                                                                               |
|                                      NewProject.BaseDesignSection_28.Nominal_63                                               |
|                                   Exe Time : 4 September 2018 18:01:30                                                        |
+-------------------------------------------------------------------------------------------------------------------------------+
New Project


S T R E S S   R E S U L T S   F O R   G R O U P   N O.   1

0_L                                                              :
ELEMENT TYPE    5 NO.OF ELEMENTS. IN THIS GROUP   39
C U R R E N T   T I M E   I S      3.0000

 HARDENING 2D SOIL ELEMENT

 ****** TOTAL STRESS FORMULATION *****

  EL *   FORCE     DISPL-Y  VERTICAL-P  HORIZON.-P     MAX-V-P     MAX-H-P           STATE   STIFFNESS Z-LEVEL      PORE
E FACTOR    UFACTOR       Peq           Su_a         Su_p     LAYER
 ------------------------------------------------------------------------------------------------------------------------------
-------------------------------------------------------------------------------------------
   1 D  2.6275E-02  1.6081E-03  4.8433E-02  0.2627      4.8433E-02   1.745         PASSIVE   0.000       0.000       0.000
1.000       1.000      0.2627       0.000       0.000     DI1_164_167_L_0
   2 D   3.536      1.5219E-03   3.259       17.68       3.259       17.68         PASSIVE   0.000     -0.2000       0.000
1.000       1.000       17.68       0.000       0.000     DI1_164_167_L_0
   3 D   7.022      1.4362E-03   6.472       35.11       6.472       35.11         PASSIVE   0.000     -0.4000       0.000
1.000       1.000       35.11       0.000       0.000     DI1_164_167_L_0
   4 D   10.51      1.3512E-03   9.686       52.54       9.686       52.54         PASSIVE   0.000     -0.6000       0.000
1.000       1.000       52.54       0.000       0.000     DI1_164_167_L_0
   5 D   11.69      1.2673E-03   12.90       58.47       12.90       58.47           V-C  3.8971E+04 -0.8000       0.000
1.000       1.000       58.47       0.000       0.000     DI1_164_167_L_0
   6 D   11.29      1.1848E-03   16.12       56.46       16.12       56.46           V-C  3.8971E+04  -1.000       0.000
1.000       1.000       56.46       0.000       0.000     DI1_164_167_L_0
   7 D   11.00      1.1041E-03   19.34       55.01       19.34       55.01           V-C  3.8971E+04  -1.200       0.000
1.000       1.000       55.01       0.000       0.000     DI1_164_167_L_0
   8 D   10.73      1.0253E-03   22.56       53.63       22.56       53.63           V-C  3.8971E+04  -1.400       0.000
1.000       1.000       53.63       0.000       0.000     DI1_164_167_L_0
   9 D   10.47      9.4873E-04   25.78       52.34       25.78       52.34           V-C  3.8971E+04  -1.600       0.000
1.000       1.000       52.34       0.000       0.000     DI1_164_167_L_0
  10 D   10.23      8.7449E-04   29.00       51.13       29.00       51.13           V-C  3.8971E+04  -1.800       0.000
1.000       1.000       51.13       0.000       0.000     DI1_164_167_L_0
  11 D   10.00      8.0276E-04   32.22       50.02       32.22       50.02           V-C  3.8971E+04  -2.000       0.000
1.000       1.000       50.02       0.000       0.000     DI1_164_167_L_0
  12 D   9.801      7.3364E-04   35.45       49.01       35.45       49.01           V-C  3.8971E+04  -2.200       0.000
1.000       1.000       49.01       0.000       0.000     DI1_164_167_L_0
  13 D   9.619      6.6723E-04   38.68       48.10       38.68       48.10           V-C  3.8971E+04  -2.400       0.000
1.000       1.000       48.10       0.000       0.000     DI1_164_167_L_0
  14 D   9.458      6.0358E-04   41.91       47.29       41.91       47.29           V-C  3.8971E+04  -2.600       0.000
1.000       1.000       47.29       0.000       0.000     DI1_164_167_L_0
  15 D   9.317      5.4273E-04   45.14       46.59       45.14       46.59           V-C  3.8971E+04  -2.800       0.000
1.000       1.000       46.59       0.000       0.000     DI1_164_167_L_0
  16 D   9.198      4.8468E-04   48.37       45.99       48.37       45.99           V-C  3.8971E+04  -3.000       0.000
1.000       1.000       45.99       0.000       0.000     DI1_164_167_L_0
  17 D   9.099      4.2942E-04   51.60       45.50       51.60       45.50           V-C  3.8971E+04  -3.200       0.000
1.000       1.000       45.50       0.000       0.000     DI1_164_167_L_0
  18 D   9.022      3.7691E-04   54.84       45.11       54.84       45.11           V-C  3.8971E+04  -3.400       0.000
1.000       1.000       45.11       0.000       0.000     DI1_164_167_L_0
  19 D   8.964      3.2708E-04   58.07       44.82       58.07       44.82         UL-RL  6.2354E+04  -3.600       0.000
1.000       1.000       44.82       0.000       0.000     DI1_164_167_L_0
  20 D   8.926      2.7985E-04   61.31       44.63       61.31       44.64         UL-RL  6.2354E+04  -3.800       0.000
1.000       1.000       44.63       0.000       0.000     DI1_164_167_L_0
  21 D   8.907      2.3513E-04   64.54       44.53       64.54       44.54         UL-RL  6.2354E+04  -4.000       0.000
1.000       1.000       44.53       0.000       0.000     DI1_164_167_L_0
  22 D   8.905      1.9279E-04   67.78       44.53       67.78       44.54         UL-RL  6.2354E+04  -4.200       0.000
1.000       1.000       44.53       0.000       0.000     DI1_164_167_L_0
  23 D   8.921      1.5269E-04   71.02       44.60       71.02       44.62         UL-RL  6.2354E+04  -4.400       0.000
1.000       1.000       44.60       0.000       0.000     DI1_164_167_L_0
  24 D   8.952      1.1470E-04   74.26       44.76       74.26       44.78         UL-RL  6.2354E+04  -4.600       0.000
1.000       1.000       44.76       0.000       0.000     DI1_164_167_L_0
```

```
  25 D   8.998      7.8642E-05   77.50       44.99       77.50       45.02          UL-RL  6.2354E+04  -4.800       0.000
1.000       1.000       44.99       0.000       0.000     DI1_164_167_L_0
  26 D   9.540      4.4362E-05   80.75       47.70       80.75       47.79          UL-RL  1.5029E+05  -5.000       0.000
1.000       1.000       47.70       0.000       0.000     DI2_165_168_L_0
  27 D   9.251      1.1682E-05   83.99       46.26       83.99       46.36          UL-RL  1.5029E+05  -5.200       0.000
1.000       1.000       46.26       0.000       0.000     DI2_165_168_L_0
  28 D   8.776     -1.9580E-05   87.23       43.88       87.23       46.82          UL-RL  1.5029E+05  -5.400       0.000
1.000       1.000       43.88       0.000       0.000     DI2_165_168_L_0
  29 D   8.198     -4.9609E-05   90.48       40.99       90.48       48.45          UL-RL  1.5029E+05  -5.600       0.000
1.000       1.000       40.99       0.000       0.000     DI2_165_168_L_0
  30 D   7.651     -7.8592E-05   93.72       38.26       93.72       50.07          UL-RL  1.5029E+05  -5.800       0.000
1.000       1.000       38.26       0.000       0.000     DI2_165_168_L_0
  31 D   7.130     -1.0671E-04   96.97       35.65       96.97       51.69          UL-RL  1.5029E+05  -6.000       0.000
1.000       1.000       35.65       0.000       0.000     DI2_165_168_L_0
  32 D   6.629     -1.3413E-04   100.2       33.14       100.2       53.30          UL-RL  1.5029E+05  -6.200       0.000
1.000       1.000       33.14       0.000       0.000     DI2_165_168_L_0
  33 D   6.144     -1.6101E-04   103.5       30.72       103.5       54.92          UL-RL  1.5029E+05  -6.400       0.000
1.000       1.000       30.72       0.000       0.000     DI2_165_168_L_0
  34 D   6.078     -1.8751E-04   106.7       30.39       106.7       56.53          ACTIVE   0.000      -6.600       0.000
1.000       1.000       30.39       0.000       0.000     DI2_165_168_L_0
  35 D   6.270     -2.1373E-04   109.9       31.35       109.9       58.14          ACTIVE   0.000      -6.800       0.000
1.000       1.000       31.35       0.000       0.000     DI2_165_168_L_0
  36 D   6.461     -2.3979E-04   113.2       32.31       113.2       59.74          ACTIVE   0.000      -7.000       0.000
1.000       1.000       32.31       0.000       0.000     DI2_165_168_L_0
  37 D   6.653     -2.6575E-04   116.4       33.26       116.4       61.35          ACTIVE   0.000      -7.200       0.000
1.000       1.000       33.26       0.000       0.000     DI2_165_168_L_0
  38 D   5.133     -2.9169E-04   119.7       34.22       119.7       62.95          ACTIVE   0.000      -7.400       0.000
1.000       1.000       34.22       0.000       0.000     DI2_165_168_L_0
  39 D   1.735     -3.0465E-04   121.3       34.70       121.3       63.75          ACTIVE   0.000      -7.500       0.000
1.000       1.000       34.70       0.000       0.000     DI2_165_168_L_0
```

```
+-------------------------------------------------------------------------------------------------------------------------------+
|                   PARATIEPLUS(TM)   NLS ENGINE RELEASE  2018.0    FULL VERSION  *Build date:Nov 13, 2017*                    |
|                                                                                                                               |
|                                      NewProject.BaseDesignSection_28.Nominal_63                                               |
|                                   Exe Time : 4 September 2018 18:01:30                                                        |
+-------------------------------------------------------------------------------------------------------------------------------+
New Project


S T R E S S   R E S U L T S   F O R   G R O U P   N O.   2

0_R                                                          :
ELEMENT TYPE    5 NO.OF ELEMENTS. IN THIS GROUP   39
C U R R E N T   T I M E   I S      3.0000

 HARDENING 2D SOIL ELEMENT

 ****** TOTAL STRESS FORMULATION *****

  EL *   FORCE     DISPL-Y  VERTICAL-P  HORIZON.-P     MAX-V-P     MAX-H-P           STATE   STIFFNESS Z-LEVEL      PORE
E FACTOR    UFACTOR       Peq           Su_a         Su_p     LAYER
 ------------------------------------------------------------------------------------------------------------------------------
-------------------------------------------------------------------------------------------
   1     0.000         --          --          --          --          --          REMOVED     --        0.000       0.000
1.000       1.000       0.000       0.000       0.000     not available
   2     0.000         --          --          --          --          --          REMOVED     --      -0.2000       0.000
1.000       1.000       0.000       0.000       0.000     not available
   3     0.000         --          --          --          --          --          REMOVED     --      -0.4000       0.000
1.000       1.000       0.000       0.000       0.000     not available
   4     0.000         --          --          --          --          --          REMOVED     --      -0.6000       0.000
1.000       1.000       0.000       0.000       0.000     not available
   5     0.000         --          --          --          --          --          REMOVED     --      -0.8000       0.000
1.000       1.000       0.000       0.000       0.000     not available
   6 D   0.000     -1.1848E-03   0.000       0.000       16.00       10.28         ACTIVE   0.000      -1.000       0.000
1.000       1.000       0.000       0.000       0.000     DI1_164_167_L_0
   7 D  0.2131     -1.1041E-03   3.200       1.066       19.20       11.98         ACTIVE   0.000      -1.200       0.000
1.000       1.000       1.066       0.000       0.000     DI1_164_167_L_0
   8 D  0.4262     -1.0253E-03   6.400       2.131       22.40       13.68         ACTIVE   0.000      -1.400       0.000
1.000       1.000       2.131       0.000       0.000     DI1_164_167_L_0
   9 D  0.6394     -9.4873E-04   9.600       3.197       25.60       15.37         ACTIVE   0.000      -1.600       0.000
1.000       1.000       3.197       0.000       0.000     DI1_164_167_L_0
  10 D  0.8525     -8.7449E-04   12.80       4.262       28.80       17.05         ACTIVE   0.000      -1.800       0.000
1.000       1.000       4.262       0.000       0.000     DI1_164_167_L_0
  11 D   1.066     -8.0276E-04   16.00       5.328       32.00       18.74         ACTIVE   0.000      -2.000       0.000
1.000       1.000       5.328       0.000       0.000     DI1_164_167_L_0
  12 D   1.279     -7.3364E-04   19.20       6.394       35.20       20.42         ACTIVE   0.000      -2.200       0.000
1.000       1.000       6.394       0.000       0.000     DI1_164_167_L_0
  13 D   1.492     -6.6723E-04   22.40       7.459       38.40       22.09         ACTIVE   0.000      -2.400       0.000
1.000       1.000       7.459       0.000       0.000     DI1_164_167_L_0
  14 D   1.705     -6.0358E-04   25.60       8.525       41.60       23.77         ACTIVE   0.000      -2.600       0.000
1.000       1.000       8.525       0.000       0.000     DI1_164_167_L_0
  15 D   1.918     -5.4273E-04   28.80       9.590       44.80       25.43         ACTIVE   0.000      -2.800       0.000
1.000       1.000       9.590       0.000       0.000     DI1_164_167_L_0
  16 D   2.131     -4.8468E-04   32.00       10.66       48.00       27.10         ACTIVE   0.000      -3.000       0.000
1.000       1.000       10.66       0.000       0.000     DI1_164_167_L_0
  17 D   2.344     -4.2942E-04   35.20       11.72       51.20       28.76         ACTIVE   0.000      -3.200       0.000
1.000       1.000       11.72       0.000       0.000     DI1_164_167_L_0
  18 D   2.557     -3.7691E-04   38.40       12.79       54.40       30.42         ACTIVE   0.000      -3.400       0.000
1.000       1.000       12.79       0.000       0.000     DI1_164_167_L_0
  19 D   2.831     -3.2708E-04   41.60       14.15       57.60       32.07          UL-RL  4.1569E+04  -3.600       0.000
1.000       1.000       14.15       0.000       0.000     DI1_164_167_L_0
  20 D   3.558     -2.7985E-04   44.80       17.79       60.80       33.73          UL-RL  4.1569E+04  -3.800       0.000
1.000       1.000       17.79       0.000       0.000     DI1_164_167_L_0
  21 D   4.263     -2.3513E-04   48.00       21.31       64.00       35.37          UL-RL  4.1569E+04  -4.000       0.000
1.000       1.000       21.31       0.000       0.000     DI1_164_167_L_0
  22 D   4.947     -1.9279E-04   51.20       24.73       67.20       37.02          UL-RL  4.1569E+04  -4.200       0.000
1.000       1.000       24.73       0.000       0.000     DI1_164_167_L_0
  23 D   5.611     -1.5269E-04   54.40       28.06       70.40       38.66          UL-RL  4.1569E+04  -4.400       0.000
1.000       1.000       28.06       0.000       0.000     DI1_164_167_L_0
  24 D   6.257     -1.1470E-04   57.60       31.29       73.60       40.30          UL-RL  4.1569E+04  -4.600       0.000
1.000       1.000       31.29       0.000       0.000     DI1_164_167_L_0
```

25 D	6.886	-7.8642E-05	60.80	34.43	76.80	41.93	UL-RL	4.1569E+04	-4.800	0.000	
1.000	1.000	34.43	0.000	0.000	DI1_164_167_L_0						
26 D	7.083	-4.4362E-05	64.00	35.41	80.00	43.57	UL-RL	8.8610E+04	-5.000	0.000	
1.000	1.000	35.41	0.000	0.000	DI2_165_168_L_0						
27 D	7.990	-1.1682E-05	67.20	39.95	83.20	45.20	UL-RL	8.8610E+04	-5.200	0.000	
1.000	1.000	39.95	0.000	0.000	DI2_165_168_L_0						
28 D	8.871	1.9580E-05	70.40	44.35	86.40	46.82	UL-RL	8.8610E+04	-5.400	0.000	
1.000	1.000	44.35	0.000	0.000	DI2_165_168_L_0						
29 D	9.678	4.9609E-05	73.60	48.39	89.60	48.87	UL-RL	8.8610E+04	-5.600	0.000	
1.000	1.000	48.39	0.000	0.000	DI2_165_168_L_0						
30 D	10.36	7.8592E-05	76.80	51.80	92.80	51.80	V-C	5.5381E+04	-5.800	0.000	
1.000	1.000	51.80	0.000	0.000	DI2_165_168_L_0						
31 D	11.00	1.0671E-04	80.00	54.98	96.00	54.98	V-C	5.5381E+04	-6.000	0.000	
1.000	1.000	54.98	0.000	0.000	DI2_165_168_L_0						
32 D	11.62	1.3413E-04	83.20	58.12	99.20	58.12	V-C	5.5381E+04	-6.200	0.000	
1.000	1.000	58.12	0.000	0.000	DI2_165_168_L_0						
33 D	12.25	1.6101E-04	86.40	61.23	102.4	61.23	V-C	5.5381E+04	-6.400	0.000	
1.000	1.000	61.23	0.000	0.000	DI2_165_168_L_0						
34 D	12.86	1.8751E-04	89.60	64.31	105.6	64.31	V-C	5.5381E+04	-6.600	0.000	
1.000	1.000	64.31	0.000	0.000	DI2_165_168_L_0						
35 D	13.47	2.1373E-04	92.80	67.37	108.8	67.37	V-C	5.5381E+04	-6.800	0.000	
1.000	1.000	67.37	0.000	0.000	DI2_165_168_L_0						
36 D	14.09	2.3979E-04	96.00	70.43	112.0	70.43	V-C	5.5381E+04	-7.000	0.000	
1.000	1.000	70.43	0.000	0.000	DI2_165_168_L_0						
37 D	14.69	2.6575E-04	99.20	73.47	115.2	73.47	V-C	5.5381E+04	-7.200	0.000	
1.000	1.000	73.47	0.000	0.000	DI2_165_168_L_0						
38 D	11.48	2.9169E-04	102.4	76.52	118.4	76.52	V-C	5.5381E+04	-7.400	0.000	
1.000	1.000	76.52	0.000	0.000	DI2_165_168_L_0						
39 D	3.902	3.0465E-04	104.0	78.04	120.0	78.04	V-C	5.5381E+04	-7.500	0.000	
1.000	1.000	78.04	0.000	0.000	DI2_165_168_L_0						

```
+-----------------------------------------------------------------------------------------------------------------------+
|                  PARATIEPLUS(TM)   NLS ENGINE RELEASE  2018.0    FULL VERSION  *Build date:Nov 13, 2017*              |
|                                                                                                                       |
|                                      NewProject.BaseDesignSection_28.Nominal_63                                       |
|                                 Exe Time : 4 September 2018 18:01:30                                                  |
+-----------------------------------------------------------------------------------------------------------------------+
New Project


S T R E S S   R E S U L T S   F O R   G R O U P   N O.   3

WallElement_33                                                  :
ELEMENT TYPE    2 NO.OF ELEMENTS. IN THIS GROUP   38
C U R R E N T   T I M E   I S     3.0000

 WALL2D ELEMENT

   EL      TA          TB          MA          MB
-----------------------------------------------------
    1 -119.92      119.92     5.96359E-11 -23.984
    2 -116.38      116.38      23.984     -47.260
    3 -109.36      109.36      47.260     -69.132
    4 -98.851      98.851      69.132     -88.902
    5 -87.158      87.158      88.902     -106.33
    6 -75.866      75.866      106.33     -121.51
    7 -65.078      65.078      121.51     -134.52
    8 -54.777      54.777      134.52     -145.48
    9 -44.949      44.949      145.48     -154.47
   10 -35.575      35.575      154.47     -161.58
   11 -26.636      26.636      161.58     -166.91
   12 -18.113      18.113      166.91     -170.53
   13 -9.9862      9.9862      170.53     -172.53
   14 -2.2336      2.2336      172.53     -172.98
   15  5.1653     -5.1653      172.98     -171.94
   16  12.232     -12.232      171.94     -169.50
   17  18.987     -18.987      169.50     -165.70
   18  25.451     -25.451      165.70     -160.61
   19  31.585     -31.585      160.61     -154.29
   20  36.953     -36.953      154.29     -146.90
   21  41.598     -41.598      146.90     -138.58
   22  45.558     -45.558      138.58     -129.47
   23  48.869     -48.869      129.47     -119.70
   24  51.566     -51.566      119.70     -109.38
   25  53.679     -53.679      109.38     -98.648
   26  56.143     -56.143      98.648     -87.419
   27  57.412     -57.412      87.419     -75.937
   28  57.318     -57.318      75.937     -64.473
   29  55.838     -55.838      64.473     -53.306
   30  53.129     -53.129      53.306     -42.680
   31  49.263     -49.263      42.680     -32.828
   32  44.267     -44.267      32.828     -23.974
   33  38.165     -38.165      23.974     -16.341
   34  31.382     -31.382      16.341     -10.065
   35  24.177     -24.177      10.065     -5.2293
   36  16.553     -16.553      5.2293     -1.9188
   37  8.5107     -8.5107      1.9188    -0.21668
   38  2.1667     -2.1667     0.21668    -2.24105E-11
```

```
+-------------------------------------------------------------------------------------------------------------------------------+
|                  PARATIEPLUS(TM)   NLS ENGINE RELEASE  2018.0    FULL VERSION  *Build date:Nov 13, 2017*                    |
|                                                                                                                               |
|                                     NewProject.BaseDesignSection_28.Nominal_63                                                |
|                                  Exe Time : 4 September 2018 18:01:30                                                         |
+-------------------------------------------------------------------------------------------------------------------------------+
New Project


S T R E S S   R E S U L T S   F O R   G R O U P   N O.   4

Tieback_175                                                    :
ELEMENT TYPE    6 NO.OF ELEMENTS. IN THIS GROUP    1
C U R R E N T   T I M E   I S      3.0000

 POST-TENSION 2D-BOUNDARY ELEMENT

         EL    FORCE          d0          EDISPL     pl. eps          K     -ve limit   +ve limit
-------------------------------------------------------------------------------------------------------
 ANCHOR    1   138.50     -1.47356E-03 -1.47356E-03   0.0000       0.0000       0.0000       0.0000     BORN NOW JUST
ACTIVATED

 ITER     0 RNORM = 0.000     RMNORM= 0.000
             RINORM=0.2448E+06 RIMNOR=0.1001E+07
             RENORM= 410.0     REMNOR=0.1776E-19 RATIO =0.4092E-01 TOLER =0.1000E-03  NOT CONVERGED
             RFMAX = 119.9     RMMAX = 173.0
             RTSMAL=0.1000E-02 RMSMAL=0.1000E-02
             RDT   =0.2448E+06 RDR   =0.1001E+07
             RATIOT=0.4092E-01 RATIOR= 0.000
             MAX UN= 6.255     IEQ=    47 NODE     24 DOF   1  Y-DISPL.F
             MIN UN=-.5933E-09 IEQ=     1 NODE      1 DOF   1  Y-DISPL.F
             NO. OF CONTACT CONSTRAINT VIOLATIONS     0


 ITER     2 RNORM = 0.000     RMNORM= 0.000
             RINORM=0.2448E+06 RIMNOR=0.1001E+07
             RENORM= 32.94     REMNOR=0.1398E-18 RATIO =0.1160E-01 TOLER =0.1000E-03  NOT CONVERGED
             RFMAX = 119.9     RMMAX = 173.0
             RTSMAL=0.1000E-02 RMSMAL=0.1000E-02
             RDT   =0.2448E+06 RDR   =0.1001E+07
             RATIOT=0.1160E-01 RATIOR= 0.000
             MAX UN= 3.804     IEQ=    65 NODE     33 DOF   1  Y-DISPL.F
             MIN UN=-.1885E-08 IEQ=     5 NODE      3 DOF   1  Y-DISPL.F
             NO. OF CONTACT CONSTRAINT VIOLATIONS     0


 ITER     3 RNORM = 0.000     RMNORM= 0.000
             RINORM=0.2448E+06 RIMNOR=0.1001E+07
             RENORM=0.3432E-01 REMNOR=0.3865E-19 RATIO =0.3744E-03 TOLER =0.1000E-03  NOT CONVERGED
             RFMAX = 119.9     RMMAX = 173.0
             RTSMAL=0.1000E-02 RMSMAL=0.1000E-02
             RDT   =0.2448E+06 RDR   =0.1001E+07
             RATIOT=0.3744E-03 RATIOR= 0.000
             MAX UN=0.1130     IEQ=    75 NODE     38 DOF   1  Y-DISPL.F
             MIN UN=-.3301E-09 IEQ=    63 NODE     32 DOF   1  Y-DISPL.F
             NO. OF CONTACT CONSTRAINT VIOLATIONS     0


 ITER     4 RNORM = 0.000     RMNORM= 0.000
             RINORM=0.2448E+06 RIMNOR=0.1001E+07
             RENORM=0.7717E-05 REMNOR=0.1172E-19 RATIO =0.5615E-05 TOLER =0.1000E-03      CONVERGED !
             RFMAX = 119.9     RMMAX = 173.0
             RTSMAL=0.1000E-02 RMSMAL=0.1000E-02
             RDT   =0.2448E+06 RDR   =0.1001E+07
             RATIOT=0.5615E-05 RATIOR= 0.000
             MAX UN=0.2778E-02 IEQ=    67 NODE     34 DOF   1  Y-DISPL.F
             MIN UN=-.1365E-08 IEQ=    75 NODE     38 DOF   1  Y-DISPL.F
             NO. OF CONTACT CONSTRAINT VIOLATIONS     0
```

```
+-------------------------------------------------------------------------------------------------------------------------+
|                   PARATIEPLUS(TM)   NLS ENGINE RELEASE  2018.0    FULL VERSION  *Build date:Nov 13, 2017*              |
|                                                                                                                         |
|                                      NewProject.BaseDesignSection_28.Nominal_63                                         |
|                                  Exe Time : 4 September 2018 18:01:30                                                   |
+-------------------------------------------------------------------------------------------------------------------------+
New Project
SOLUTION REACHED USING     4 ITERATIONS ON   40

P R I N T   O U T   F O R   T I M E   S T E P    4     ( AT TIME   4.000     )

PRINT OUT OF ACTIVE COMPONENTS (FIXED NODES ARE NOT PRINTED OUT)

          Y-DISPL.F        X-ROT. F
            (02)             (04)           (
    1  -1.3870056E-03   5.0479823E-04
    2  -1.2861109E-03   5.0382281E-04
    3  -1.1856050E-03   5.0091886E-04
    4  -1.0858671E-03   4.9615895E-04
    5  -9.8725660E-04   4.8967142E-04
    6  -8.9010270E-04   4.8162172E-04
    7  -7.9470065E-04   4.7218088E-04
    8  -7.0131212E-04   4.6151349E-04
    9  -6.1016641E-04   4.4977880E-04
   10  -5.2146148E-04   4.3713091E-04
   11  -4.3536497E-04   4.2371911E-04
   12  -3.5201511E-04   4.0968812E-04
   13  -2.7152163E-04   3.9517846E-04
   14  -1.9396653E-04   3.8032674E-04
   15  -1.1940487E-04   3.6526605E-04
   16  -4.7865385E-05   3.5012627E-04
   17   2.0649174E-05   3.3503436E-04
   18   8.6160207E-05   3.2011501E-04
   19   1.4871484E-04   3.0549056E-04
   20   2.0838413E-04   2.9128164E-04
   21   2.6526286E-04   2.7760747E-04
   22   3.1947035E-04   2.6458596E-04
   23   3.7114857E-04   2.5233439E-04
   24   4.2046321E-04   2.4096947E-04
   25   4.6760323E-04   2.3060764E-04
   26   5.1277942E-04   2.2134313E-04
   27   5.5621555E-04   2.1320774E-04
   28   5.9813617E-04   2.0618038E-04
   29   6.3875882E-04   2.0021991E-04
   30   6.7829157E-04   1.9527094E-04
   31   7.1693013E-04   1.9126599E-04
   32   7.5485552E-04   1.8812727E-04
   33   7.9223277E-04   1.8576734E-04
   34   8.2920793E-04   1.8408950E-04
   35   8.6590699E-04   1.8298799E-04
   36   9.0243394E-04   1.8234860E-04
   37   9.3886891E-04   1.8204914E-04
   38   9.7526740E-04   1.8195952E-04
   39   9.9346359E-04   1.8195496E-04
```

```
+-------------------------------------------------------------------------------------------------------------------------------+
|                   PARATIEPLUS(TM)   NLS ENGINE RELEASE  2018.0    FULL VERSION  *Build date:Nov 13, 2017*                    |
|                                                                                                                               |
|                                      NewProject.BaseDesignSection_28.Nominal_63                                               |
|                                   Exe Time : 4 September 2018 18:01:30                                                        |
+-------------------------------------------------------------------------------------------------------------------------------+
New Project


S T R E S S   R E S U L T S   F O R   G R O U P   N O.   1

0_L                                                              :
ELEMENT TYPE    5 NO.OF ELEMENTS. IN THIS GROUP   39
C U R R E N T   T I M E   I S      4.0000

 HARDENING 2D SOIL ELEMENT

 ****** TOTAL STRESS FORMULATION *****

  EL *   FORCE     DISPL-Y  VERTICAL-P  HORIZON.-P     MAX-V-P     MAX-H-P           STATE   STIFFNESS Z-LEVEL      PORE
E FACTOR    UFACTOR       Peq           Su_a         Su_p     LAYER
 ------------------------------------------------------------------------------------------------------------------------------
-------------------------------------------------------------------------------------------
   1 D  2.6275E-02  1.3870E-03  4.8433E-02  0.2627      4.8433E-02   1.745         PASSIVE   0.000       0.000       0.000
1.000       1.000       0.2627       0.000       0.000     DI1_164_167_L_0
   2 D   2.752      1.2861E-03   3.259       13.76       3.259       17.68          UL-RL  1.6628E+04 -0.2000       0.000
1.000       1.000       13.76        0.000       0.000     DI1_164_167_L_0
   3 D   6.189      1.1856E-03   6.472       30.94       6.472       35.11          UL-RL  1.6628E+04 -0.4000       0.000
1.000       1.000       30.94        0.000       0.000     DI1_164_167_L_0
   4 D   9.627      1.0859E-03   9.686       48.13       9.686       52.54          UL-RL  1.6628E+04 -0.6000       0.000
1.000       1.000       48.13        0.000       0.000     DI1_164_167_L_0
   5 D   10.76      9.8726E-04   12.90       53.81       12.90       58.47          UL-RL  1.6628E+04 -0.8000       0.000
1.000       1.000       53.81        0.000       0.000     DI1_164_167_L_0
   6 D   10.31      8.9010E-04   16.12       51.56       16.12       56.46          UL-RL  1.6628E+04  -1.000       0.000
1.000       1.000       51.56        0.000       0.000     DI1_164_167_L_0
   7 D   9.973      7.9470E-04   19.34       49.86       19.34       55.01          UL-RL  1.6628E+04  -1.200       0.000
1.000       1.000       49.86        0.000       0.000     DI1_164_167_L_0
   8 D   9.649      7.0131E-04   22.56       48.25       22.56       53.63          UL-RL  1.6628E+04  -1.400       0.000
1.000       1.000       48.25        0.000       0.000     DI1_164_167_L_0
   9 D   9.342      6.1017E-04   25.78       46.71       25.78       52.34          UL-RL  1.6628E+04  -1.600       0.000
1.000       1.000       46.71        0.000       0.000     DI1_164_167_L_0
  10 D   9.053      5.2146E-04   29.00       45.26       29.00       51.13          UL-RL  1.6628E+04  -1.800       0.000
1.000       1.000       45.26        0.000       0.000     DI1_164_167_L_0
  11 D   8.782      4.3536E-04   32.22       43.91       32.22       50.02          UL-RL  1.6628E+04  -2.000       0.000
1.000       1.000       43.91        0.000       0.000     DI1_164_167_L_0
  12 D   8.532      3.5202E-04   35.45       42.66       35.45       49.01          UL-RL  1.6628E+04  -2.200       0.000
1.000       1.000       42.66        0.000       0.000     DI1_164_167_L_0
  13 D   8.303      2.7152E-04   38.68       41.52       38.68       48.10          UL-RL  1.6628E+04  -2.400       0.000
1.000       1.000       41.52        0.000       0.000     DI1_164_167_L_0
  14 D   8.095      1.9397E-04   41.91       40.48       41.91       47.29          UL-RL  1.6628E+04  -2.600       0.000
1.000       1.000       40.48        0.000       0.000     DI1_164_167_L_0
  15 D   7.909      1.1940E-04   45.14       39.55       45.14       46.59          UL-RL  1.6628E+04  -2.800       0.000
1.000       1.000       39.55        0.000       0.000     DI1_164_167_L_0
  16 D   7.745      4.7865E-05   48.37       38.73       48.37       45.99          UL-RL  1.6628E+04  -3.000       0.000
1.000       1.000       38.73        0.000       0.000     DI1_164_167_L_0
  17 D   7.603     -2.0649E-05   51.60       38.01       51.60       45.50          UL-RL  1.6628E+04  -3.200       0.000
1.000       1.000       38.01        0.000       0.000     DI1_164_167_L_0
  18 D   7.482     -8.6160E-05   54.84       37.41       54.84       45.11          UL-RL  1.6628E+04  -3.400       0.000
1.000       1.000       37.41        0.000       0.000     DI1_164_167_L_0
  19 D   7.382     -1.4871E-04   58.07       36.91       58.07       44.82          UL-RL  1.6628E+04  -3.600       0.000
1.000       1.000       36.91        0.000       0.000     DI1_164_167_L_0
  20 D   7.302     -2.0838E-04   61.31       36.51       61.31       44.64          UL-RL  1.6628E+04  -3.800       0.000
1.000       1.000       36.51        0.000       0.000     DI1_164_167_L_0
  21 D   7.243     -2.6526E-04   64.54       36.21       64.54       44.54          UL-RL  1.6628E+04  -4.000       0.000
1.000       1.000       36.21        0.000       0.000     DI1_164_167_L_0
  22 D   7.202     -3.1947E-04   67.78       36.01       67.78       44.54          UL-RL  1.6628E+04  -4.200       0.000
1.000       1.000       36.01        0.000       0.000     DI1_164_167_L_0
  23 D   7.179     -3.7115E-04   71.02       35.89       71.02       44.62          UL-RL  1.6628E+04  -4.400       0.000
1.000       1.000       35.89        0.000       0.000     DI1_164_167_L_0
  24 D   7.172     -4.2046E-04   74.26       35.86       74.26       44.78          UL-RL  1.6628E+04  -4.600       0.000
1.000       1.000       35.86        0.000       0.000     DI1_164_167_L_0
```

```
  25 D   7.181     -4.6760E-04   77.50       35.90       77.50       45.02          UL-RL  1.6628E+04  -4.800       0.000
1.000       1.000       35.90       0.000       0.000     DI1_164_167_L_0
  26 D   5.074     -5.1278E-04   80.75       25.37       80.75       47.79          UL-RL  4.0077E+04  -5.000       0.000
1.000       1.000       25.37       0.000       0.000     DI2_165_168_L_0
  27 D   4.738     -5.5622E-04   83.99       23.69       83.99       46.36          ACTIVE   0.000      -5.200       0.000
1.000       1.000       23.69       0.000       0.000     DI2_165_168_L_0
  28 D   4.929     -5.9814E-04   87.23       24.65       87.23       46.82          ACTIVE   0.000      -5.400       0.000
1.000       1.000       24.65       0.000       0.000     DI2_165_168_L_0
  29 D   5.121     -6.3876E-04   90.48       25.60       90.48       48.45          ACTIVE   0.000      -5.600       0.000
1.000       1.000       25.60       0.000       0.000     DI2_165_168_L_0
  30 D   5.312     -6.7829E-04   93.72       26.56       93.72       50.07          ACTIVE   0.000      -5.800       0.000
1.000       1.000       26.56       0.000       0.000     DI2_165_168_L_0
  31 D   5.504     -7.1693E-04   96.97       27.52       96.97       51.69          ACTIVE   0.000      -6.000       0.000
1.000       1.000       27.52       0.000       0.000     DI2_165_168_L_0
  32 D   5.695     -7.5486E-04   100.2       28.48       100.2       53.30          ACTIVE   0.000      -6.200       0.000
1.000       1.000       28.48       0.000       0.000     DI2_165_168_L_0
  33 D   5.887     -7.9223E-04   103.5       29.43       103.5       54.92          ACTIVE   0.000      -6.400       0.000
1.000       1.000       29.43       0.000       0.000     DI2_165_168_L_0
  34 D   6.078     -8.2921E-04   106.7       30.39       106.7       56.53          ACTIVE   0.000      -6.600       0.000
1.000       1.000       30.39       0.000       0.000     DI2_165_168_L_0
  35 D   6.270     -8.6591E-04   109.9       31.35       109.9       58.14          ACTIVE   0.000      -6.800       0.000
1.000       1.000       31.35       0.000       0.000     DI2_165_168_L_0
  36 D   6.461     -9.0243E-04   113.2       32.31       113.2       59.74          ACTIVE   0.000      -7.000       0.000
1.000       1.000       32.31       0.000       0.000     DI2_165_168_L_0
  37 D   6.653     -9.3887E-04   116.4       33.26       116.4       61.35          ACTIVE   0.000      -7.200       0.000
1.000       1.000       33.26       0.000       0.000     DI2_165_168_L_0
  38 D   5.133     -9.7527E-04   119.7       34.22       119.7       62.95          ACTIVE   0.000      -7.400       0.000
1.000       1.000       34.22       0.000       0.000     DI2_165_168_L_0
  39 D   1.735     -9.9346E-04   121.3       34.70       121.3       63.75          ACTIVE   0.000      -7.500       0.000
1.000       1.000       34.70       0.000       0.000     DI2_165_168_L_0
```

```
+-----------------------------------------------------------------------------------------------------------------------+
|                  PARATIEPLUS(TM)   NLS ENGINE RELEASE  2018.0    FULL VERSION  *Build date:Nov 13, 2017*              |
|                                                                                                                       |
|                                      NewProject.BaseDesignSection_28.Nominal_63                                       |
|                                 Exe Time : 4 September 2018 18:01:30                                                  |
+-----------------------------------------------------------------------------------------------------------------------+
New Project


S T R E S S   R E S U L T S   F O R   G R O U P   N O.   2

0_R                                                                  :
ELEMENT TYPE    5 NO.OF ELEMENTS. IN THIS GROUP   39
C U R R E N T   T I M E   I S     4.0000

 HARDENING 2D SOIL ELEMENT

 ****** TOTAL STRESS FORMULATION *****

 EL *   FORCE     DISPL-Y  VERTICAL-P  HORIZON.-P     MAX-V-P     MAX-H-P          STATE   STIFFNESS Z-LEVEL      PORE
E FACTOR    UFACTOR       Peq          Su_a        Su_p     LAYER
 ---------------------------------------------------------------------------------------------------------------------------
-----------------------------------------------------------------------------------------------
   1     0.000         --          --          --          --          --          REMOVED     --        0.000       0.000
1.000       1.000       0.000       0.000       0.000     not available
   2     0.000         --          --          --          --          --          REMOVED     --      -0.2000       0.000
1.000       1.000       0.000       0.000       0.000     not available
   3     0.000         --          --          --          --          --          REMOVED     --      -0.4000       0.000
1.000       1.000       0.000       0.000       0.000     not available
   4     0.000         --          --          --          --          --          REMOVED     --      -0.6000       0.000
1.000       1.000       0.000       0.000       0.000     not available
   5     0.000         --          --          --          --          --          REMOVED     --      -0.8000       0.000
1.000       1.000       0.000       0.000       0.000     not available
   6     0.000         --          --          --          --          --          REMOVED     --       -1.000       0.000
1.000       1.000       0.000       0.000       0.000     not available
   7     0.000         --          --          --          --          --          REMOVED     --       -1.200       0.000
1.000       1.000       0.000       0.000       0.000     not available
   8     0.000         --          --          --          --          --          REMOVED     --       -1.400       0.000
1.000       1.000       0.000       0.000       0.000     not available
   9     0.000         --          --          --          --          --          REMOVED     --       -1.600       0.000
1.000       1.000       0.000       0.000       0.000     not available
  10     0.000         --          --          --          --          --          REMOVED     --       -1.800       0.000
1.000       1.000       0.000       0.000       0.000     not available
  11     0.000         --          --          --          --          --          REMOVED     --       -2.000       0.000
1.000       1.000       0.000       0.000       0.000     not available
  12     0.000         --          --          --          --          --          REMOVED     --       -2.200       0.000
1.000       1.000       0.000       0.000       0.000     not available
  13     0.000         --          --          --          --          --          REMOVED     --       -2.400       0.000
1.000       1.000       0.000       0.000       0.000     not available
  14     0.000         --          --          --          --          --          REMOVED     --       -2.600       0.000
1.000       1.000       0.000       0.000       0.000     not available
  15     0.000         --          --          --          --          --          REMOVED     --       -2.800       0.000
1.000       1.000       0.000       0.000       0.000     not available
  16     0.000         --          --          --          --          --          REMOVED     --       -3.000       0.000
1.000       1.000       0.000       0.000       0.000     not available
  17     0.000         --          --          --          --          --          REMOVED     --       -3.200       0.000
1.000       1.000       0.000       0.000       0.000     not available
  18     0.000         --          --          --          --          --          REMOVED     --       -3.400       0.000
1.000       1.000       0.000       0.000       0.000     not available
  19     0.000         --          --          --          --          --          REMOVED     --       -3.600       0.000
1.000       1.000       0.000       0.000       0.000     not available
  20     0.000         --          --          --          --          --          REMOVED     --       -3.800       0.000
1.000       1.000       0.000       0.000       0.000     not available
  21     0.000         --          --          --          --          --          REMOVED     --       -4.000       0.000
1.000       1.000       0.000       0.000       0.000     not available
  22     0.000         --          --          --          --          --          REMOVED     --       -4.200       0.000
1.000       1.000       0.000       0.000       0.000     not available
  23     0.000         --          --          --          --          --          REMOVED     --       -4.400       0.000
1.000       1.000       0.000       0.000       0.000     not available
  24 D   0.000      4.2046E-04   0.000       0.000       73.60       40.30         PASSIVE   0.000      -4.600       0.000
1.000       1.000       0.000       0.000       0.000     DI1_164_167_L_0
```

25 D	2.744	4.6760E-04	3.200	13.72	76.80	41.93	PASSIVE	0.000	-4.800	0.000	
1.000	1.000	13.72	0.000	0.000	DI1_164_167_L_0						
26 D	5.595	5.1278E-04	6.400	27.97	80.00	43.57	UL-RL	3.0555E+04	-5.000	0.000	
1.000	1.000	27.97	0.000	0.000	DI2_165_168_L_0						
27 D	6.809	5.5622E-04	9.600	34.04	83.20	45.20	UL-RL	3.0555E+04	-5.200	0.000	
1.000	1.000	34.04	0.000	0.000	DI2_165_168_L_0						
28 D	7.933	5.9814E-04	12.80	39.66	86.40	46.82	UL-RL	3.0555E+04	-5.400	0.000	
1.000	1.000	39.66	0.000	0.000	DI2_165_168_L_0						
29 D	8.944	6.3876E-04	16.00	44.72	89.60	48.87	UL-RL	3.0555E+04	-5.600	0.000	
1.000	1.000	44.72	0.000	0.000	DI2_165_168_L_0						
30 D	9.804	6.7829E-04	19.20	49.02	92.80	51.80	UL-RL	3.0555E+04	-5.800	0.000	
1.000	1.000	49.02	0.000	0.000	DI2_165_168_L_0						
31 D	10.60	7.1693E-04	22.40	53.00	96.00	54.98	UL-RL	3.0555E+04	-6.000	0.000	
1.000	1.000	53.00	0.000	0.000	DI2_165_168_L_0						
32 D	11.37	7.5486E-04	25.60	56.86	99.20	58.12	UL-RL	3.0555E+04	-6.200	0.000	
1.000	1.000	56.86	0.000	0.000	DI2_165_168_L_0						
33 D	12.13	7.9223E-04	28.80	60.64	102.4	61.23	UL-RL	3.0555E+04	-6.400	0.000	
1.000	1.000	60.64	0.000	0.000	DI2_165_168_L_0						
34 D	12.87	8.2921E-04	32.00	64.33	105.6	64.33	V-C	1.9097E+04	-6.600	0.000	
1.000	1.000	64.33	0.000	0.000	DI2_165_168_L_0						
35 D	13.55	8.6591E-04	35.20	67.77	108.8	67.77	V-C	1.9097E+04	-6.800	0.000	
1.000	1.000	67.77	0.000	0.000	DI2_165_168_L_0						
36 D	14.23	9.0243E-04	38.40	71.17	112.0	71.17	V-C	1.9097E+04	-7.000	0.000	
1.000	1.000	71.17	0.000	0.000	DI2_165_168_L_0						
37 D	14.91	9.3887E-04	41.60	74.55	115.2	74.55	V-C	1.9097E+04	-7.200	0.000	
1.000	1.000	74.55	0.000	0.000	DI2_165_168_L_0						
38 D	11.69	9.7527E-04	44.80	77.92	118.4	77.92	V-C	1.9097E+04	-7.400	0.000	
1.000	1.000	77.92	0.000	0.000	DI2_165_168_L_0						
39 D	3.980	9.9346E-04	46.40	79.60	120.0	79.60	V-C	1.9097E+04	-7.500	0.000	
1.000	1.000	79.60	0.000	0.000	DI2_165_168_L_0						

```
+-------------------------------------------------------------------------------------------------------------------------+
|                   PARATIEPLUS(TM)   NLS ENGINE RELEASE  2018.0    FULL VERSION  *Build date:Nov 13, 2017*              |
|                                                                                                                         |
|                                      NewProject.BaseDesignSection_28.Nominal_63                                         |
|                                   Exe Time : 4 September 2018 18:01:30                                                  |
+-------------------------------------------------------------------------------------------------------------------------+
New Project


S T R E S S   R E S U L T S   F O R   G R O U P   N O.   3

WallElement_33                                                :
ELEMENT TYPE    2 NO.OF ELEMENTS. IN THIS GROUP   38
C U R R E N T   T I M E   I S     4.0000

 WALL2D ELEMENT

   EL      TA          TB          MA          MB
-------------------------------------------------------
    1 -120.20      120.20    -2.29932E-11 -24.040
    2 -117.45      117.45      24.040     -47.529
    3 -111.26      111.26      47.529     -69.780
    4 -101.63      101.63      69.780     -90.107
    5 -90.869      90.869      90.107     -108.28
    6 -80.558      80.558      108.28     -124.39
    7 -70.585      70.585      124.39     -138.51
    8 -60.936      60.936      138.51     -150.70
    9 -51.594      51.594      150.70     -161.01
   10 -42.541      42.541      161.01     -169.52
   11 -33.759      33.759      169.52     -176.27
   12 -25.226      25.226      176.27     -181.32
   13 -16.923      16.923      181.32     -184.70
   14 -8.8279      8.8279      184.70     -186.47
   15-0.91864     0.91864      186.47     -186.65
   16  6.8264     -6.8264      186.65     -185.29
   17  14.429     -14.429      185.29     -182.40
   18  21.911     -21.911      182.40     -178.02
   19  29.293     -29.293      178.02     -172.16
   20  36.595     -36.595      172.16     -164.84
   21  43.838     -43.838      164.84     -156.08
   22  51.040     -51.040      156.08     -145.87
   23  58.218     -58.218      145.87     -134.22
   24  65.390     -65.390      134.22     -121.15
   25  69.827     -69.827      121.15     -107.18
   26  69.307     -69.307      107.18     -93.319
   27  67.236     -67.236      93.319     -79.872
   28  64.233     -64.233      79.872     -67.025
   29  60.410     -60.410      67.025     -54.943
   30  55.918     -55.918      54.943     -43.760
   31  50.823     -50.823      43.760     -33.595
   32  45.146     -45.146      33.595     -24.566
   33  38.905     -38.905      24.566     -16.785
   34  32.114     -32.114      16.785     -10.362
   35  24.831     -24.831      10.362     -5.3959
   36  17.058     -17.058      5.3959     -1.9844
   37  8.7995     -8.7995      1.9844    -0.22449
   38  2.2448     -2.2448     0.22449     5.34186E-11
```

```
+-------------------------------------------------------------------------------------------------------------------------------+
|                   PARATIEPLUS(TM)   NLS ENGINE RELEASE  2018.0    FULL VERSION  *Build date:Nov 13, 2017*                    |
|                                                                                                                               |
|                                      NewProject.BaseDesignSection_28.Nominal_63                                               |
|                                   Exe Time : 4 September 2018 18:01:30                                                        |
+-------------------------------------------------------------------------------------------------------------------------------+
New Project


S T R E S S    R E S U L T S    F O R    G R O U P    N O.    4

Tieback_175                                                  :
ELEMENT TYPE    6 NO.OF ELEMENTS. IN THIS GROUP    1
C U R R E N T    T I M E    I S      4.0000

 POST-TENSION 2D-BOUNDARY ELEMENT

         EL    FORCE          d0          EDISPL     pl. eps          K     -ve limit   +ve limit
-------------------------------------------------------------------------------------------------------
 ANCHOR    1   138.82     -1.47356E-03 -1.28208E-03   0.0000       1689.0       0.0000       0.0000     ELASTIC  ORIGINAL
YOUNG MODULUS

 ITER     0 RNORM = 0.000     RMNORM= 0.000
             RINORM=0.2775E+06 RIMNOR=0.1160E+07
             RENORM= 10.79     REMNOR=0.1172E-19 RATIO =0.6235E-02 TOLER =0.1000E-03  NOT CONVERGED
             RFMAX = 120.2     RMMAX = 186.7
             RTSMAL=0.1000E-02 RMSMAL=0.1000E-02
             RDT   =0.2775E+06 RDR   =0.1160E+07
             RATIOT=0.6235E-02 RATIOR= 0.000
             MAX UN=0.9370     IEQ=    41 NODE     21 DOF   1  Y-DISPL.F
             MIN UN=-1.436     IEQ=    47 NODE     24 DOF   1  Y-DISPL.F
             NO. OF CONTACT CONSTRAINT VIOLATIONS     0


 ITER     2 RNORM = 0.000     RMNORM= 0.000
             RINORM=0.2775E+06 RIMNOR=0.1160E+07
             RENORM=0.4200E-01 REMNOR=0.5652E-19 RATIO =0.3890E-03 TOLER =0.1000E-03  NOT CONVERGED
             RFMAX = 120.2     RMMAX = 186.7
             RTSMAL=0.1000E-02 RMSMAL=0.1000E-02
             RDT   =0.2775E+06 RDR   =0.1160E+07
             RATIOT=0.3890E-03 RATIOR= 0.000
             MAX UN=0.2049     IEQ=     1 NODE      1 DOF   1  Y-DISPL.F
             MIN UN=-.3188E-08 IEQ=    77 NODE     39 DOF   1  Y-DISPL.F
             NO. OF CONTACT CONSTRAINT VIOLATIONS     0


 ITER     3 RNORM = 0.000     RMNORM= 0.000
             RINORM=0.2775E+06 RIMNOR=0.1160E+07
             RENORM=0.7845E-05 REMNOR=0.5249E-19 RATIO =0.5317E-05 TOLER =0.1000E-03      CONVERGED !
             RFMAX = 120.2     RMMAX = 186.7
             RTSMAL=0.1000E-02 RMSMAL=0.1000E-02
             RDT   =0.2775E+06 RDR   =0.1160E+07
             RATIOT=0.5317E-05 RATIOR= 0.000
             MAX UN=0.1817E-02 IEQ=    69 NODE     35 DOF   1  Y-DISPL.F
             MIN UN=-.3731E-08 IEQ=    75 NODE     38 DOF   1  Y-DISPL.F
             NO. OF CONTACT CONSTRAINT VIOLATIONS     0
```

```
+-------------------------------------------------------------------------------------------------------------------------+
|                   PARATIEPLUS(TM)   NLS ENGINE RELEASE  2018.0    FULL VERSION  *Build date:Nov 13, 2017*              |
|                                                                                                                         |
|                                      NewProject.BaseDesignSection_28.Nominal_63                                         |
|                                  Exe Time : 4 September 2018 18:01:30                                                   |
+-------------------------------------------------------------------------------------------------------------------------+
New Project
SOLUTION REACHED USING     3 ITERATIONS ON   40

P R I N T   O U T   F O R   T I M E   S T E P    5     ( AT TIME   5.000     )

PRINT OUT OF ACTIVE COMPONENTS (FIXED NODES ARE NOT PRINTED OUT)

          Y-DISPL.F        X-ROT. F
            (02)             (04)           (
    1  -1.2427069E-03   4.8640228E-04
    2  -1.1454915E-03   4.8542517E-04
    3  -1.0486658E-03   4.8251240E-04
    4  -9.5261127E-04   4.7772925E-04
    5  -8.5769070E-04   4.7119747E-04
    6  -7.6423820E-04   4.6307686E-04
    7  -6.7255478E-04   4.5353396E-04
    8  -5.8290869E-04   4.4273006E-04
    9  -4.9553634E-04   4.3082234E-04
   10  -4.1064310E-04   4.1796444E-04
   11  -3.2840387E-04   4.0430696E-04
   12  -2.4896378E-04   3.8999745E-04
   13  -1.7243872E-04   3.7518054E-04
   14  -9.8915933E-05   3.5999810E-04
   15  -2.8454555E-05   3.4458949E-04
   16   3.8913922E-05   3.2909176E-04
   17   1.0318553E-04   3.1363991E-04
   18   1.6438217E-04   2.9836752E-04
   19   2.2255330E-04   2.8340665E-04
   20   2.7777433E-04   2.6888827E-04
   21   3.3014653E-04   2.5494262E-04
   22   3.7979792E-04   2.4169908E-04
   23   4.2688145E-04   2.2928488E-04
   24   4.7157534E-04   2.1782263E-04
   25   5.1408091E-04   2.0741653E-04
   26   5.5461736E-04   1.9814166E-04
   27   5.9341422E-04   1.9001933E-04
   28   6.3069970E-04   1.8301897E-04
   29   6.6669339E-04   1.7709236E-04
   30   7.0160421E-04   1.7217925E-04
   31   7.3562796E-04   1.6820910E-04
   32   7.6894522E-04   1.6510199E-04
   33   8.0172020E-04   1.6276907E-04
   34   8.3409796E-04   1.6111282E-04
   35   8.6620336E-04   1.6002712E-04
   36   8.9813924E-04   1.5939786E-04
   37   9.2998468E-04   1.5910359E-04
   38   9.6179427E-04   1.5901564E-04
   39   9.7769601E-04   1.5901117E-04
```

```
+-------------------------------------------------------------------------------------------------------------------------------+
|                   PARATIEPLUS(TM)   NLS ENGINE RELEASE  2018.0    FULL VERSION  *Build date:Nov 13, 2017*                    |
|                                                                                                                               |
|                                      NewProject.BaseDesignSection_28.Nominal_63                                               |
|                                   Exe Time : 4 September 2018 18:01:30                                                        |
+-------------------------------------------------------------------------------------------------------------------------------+
New Project


S T R E S S   R E S U L T S   F O R   G R O U P   N O.   1

0_L                                                              :
ELEMENT TYPE    5 NO.OF ELEMENTS. IN THIS GROUP   39
C U R R E N T   T I M E   I S      5.0000

 HARDENING 2D SOIL ELEMENT

 ****** TOTAL STRESS FORMULATION *****

  EL *   FORCE     DISPL-Y  VERTICAL-P  HORIZON.-P     MAX-V-P     MAX-H-P           STATE   STIFFNESS Z-LEVEL      PORE
E FACTOR    UFACTOR        Peq           Su_a         Su_p     LAYER
 ------------------------------------------------------------------------------------------------------------------------------
-------------------------------------------------------------------------------------------
   1 D  1.6128E-03  1.2427E-03  4.8433E-02  1.6128E-02  4.8433E-02   1.745          ACTIVE   0.000       0.000       0.000
1.000       1.000      1.6128E-02   0.000       0.000     DI1_164_167_L_0
   2 D   2.288      1.1455E-03   3.292       11.44       3.292       17.68          UL-RL  1.6628E+04 -0.2000       0.000
1.000       1.000       11.44       0.000       0.000     DI1_164_167_L_0
   3 D   5.756      1.0487E-03   6.697       28.78       6.697       35.11          UL-RL  1.6628E+04 -0.4000       0.000
1.000       1.000       28.78       0.000       0.000     DI1_164_167_L_0
   4 D   9.246      9.5261E-04   10.31       46.23       10.31       52.54          UL-RL  1.6628E+04 -0.6000       0.000
1.000       1.000       46.23       0.000       0.000     DI1_164_167_L_0
   5 D   10.45      8.5769E-04   14.07       52.24       14.07       58.47          UL-RL  1.6628E+04 -0.8000       0.000
1.000       1.000       52.24       0.000       0.000     DI1_164_167_L_0
   6 D   10.07      7.6424E-04   17.90       50.36       17.90       56.46          UL-RL  1.6628E+04  -1.000       0.000
1.000       1.000       50.36       0.000       0.000     DI1_164_167_L_0
   7 D   9.806      6.7255E-04   21.73       49.03       21.73       55.01          UL-RL  1.6628E+04  -1.200       0.000
1.000       1.000       49.03       0.000       0.000     DI1_164_167_L_0
   8 D   9.561      5.8291E-04   25.62       47.81       25.62       53.63          UL-RL  1.6628E+04  -1.400       0.000
1.000       1.000       47.81       0.000       0.000     DI1_164_167_L_0
   9 D   9.373      4.9554E-04   29.90       46.87       29.90       52.34          UL-RL  1.6628E+04  -1.600       0.000
1.000       1.000       46.87       0.000       0.000     DI1_164_167_L_0
  10 D   9.184      4.1064E-04   33.99       45.92       33.99       51.13          UL-RL  1.6628E+04  -1.800       0.000
1.000       1.000       45.92       0.000       0.000     DI1_164_167_L_0
  11 D   8.999      3.2840E-04   37.95       44.99       37.95       50.02          UL-RL  1.6628E+04  -2.000       0.000
1.000       1.000       44.99       0.000       0.000     DI1_164_167_L_0
  12 D   8.823      2.4896E-04   41.79       44.12       41.79       49.01          UL-RL  1.6628E+04  -2.200       0.000
1.000       1.000       44.12       0.000       0.000     DI1_164_167_L_0
  13 D   8.660      1.7244E-04   45.54       43.30       45.54       48.10          UL-RL  1.6628E+04  -2.400       0.000
1.000       1.000       43.30       0.000       0.000     DI1_164_167_L_0
  14 D   8.511      9.8916E-05   49.23       42.56       49.23       47.29          UL-RL  1.6628E+04  -2.600       0.000
1.000       1.000       42.56       0.000       0.000     DI1_164_167_L_0
  15 D   8.379      2.8455E-05   52.86       41.89       52.86       46.59          UL-RL  1.6628E+04  -2.800       0.000
1.000       1.000       41.89       0.000       0.000     DI1_164_167_L_0
  16 D   8.264     -3.8914E-05   56.44       41.32       56.44       45.99          UL-RL  1.6628E+04  -3.000       0.000
1.000       1.000       41.32       0.000       0.000     DI1_164_167_L_0
  17 D   8.180     -1.0319E-04   60.12       40.90       60.12       45.50          UL-RL  1.6628E+04  -3.200       0.000
1.000       1.000       40.90       0.000       0.000     DI1_164_167_L_0
  18 D   8.101     -1.6438E-04   63.63       40.50       63.63       45.11          UL-RL  1.6628E+04  -3.400       0.000
1.000       1.000       40.50       0.000       0.000     DI1_164_167_L_0
  19 D   8.040     -2.2255E-04   67.11       40.20       67.11       44.82          UL-RL  1.6628E+04  -3.600       0.000
1.000       1.000       40.20       0.000       0.000     DI1_164_167_L_0
  20 D   7.998     -2.7777E-04   70.57       39.99       70.57       44.64          UL-RL  1.6628E+04  -3.800       0.000
1.000       1.000       39.99       0.000       0.000     DI1_164_167_L_0
  21 D   7.964     -3.3015E-04   73.91       39.82       73.91       44.54          UL-RL  1.6628E+04  -4.000       0.000
1.000       1.000       39.82       0.000       0.000     DI1_164_167_L_0
  22 D   7.957     -3.7980E-04   77.35       39.79       77.35       44.54          UL-RL  1.6628E+04  -4.200       0.000
1.000       1.000       39.79       0.000       0.000     DI1_164_167_L_0
  23 D   7.967     -4.2688E-04   80.76       39.84       80.76       44.62          UL-RL  1.6628E+04  -4.400       0.000
1.000       1.000       39.84       0.000       0.000     DI1_164_167_L_0
  24 D   7.992     -4.7158E-04   84.16       39.96       84.16       44.78          UL-RL  1.6628E+04  -4.600       0.000
1.000       1.000       39.96       0.000       0.000     DI1_164_167_L_0
```

```
  25 D   8.031     -5.1408E-04   87.56       40.16       87.56       45.02          UL-RL  1.6628E+04  -4.800       0.000
1.000       1.000       40.16       0.000       0.000     DI1_164_167_L_0
  26 D   5.758     -5.5462E-04   90.94       28.79       90.94       47.79          UL-RL  4.0077E+04  -5.000       0.000
1.000       1.000       28.79       0.000       0.000     DI2_165_168_L_0
  27 D   5.433     -5.9341E-04   93.92       27.17       93.92       46.36          UL-RL  4.0077E+04  -5.200       0.000
1.000       1.000       27.17       0.000       0.000     DI2_165_168_L_0
  28 D   5.637     -6.3070E-04   96.92       28.19       96.92       46.82          UL-RL  4.0077E+04  -5.400       0.000
1.000       1.000       28.19       0.000       0.000     DI2_165_168_L_0
  29 D   5.842     -6.6669E-04   99.93       29.21       99.93       48.45          UL-RL  4.0077E+04  -5.600       0.000
1.000       1.000       29.21       0.000       0.000     DI2_165_168_L_0
  30 D   6.049     -7.0160E-04   103.0       30.24       103.0       50.07          UL-RL  4.0077E+04  -5.800       0.000
1.000       1.000       30.24       0.000       0.000     DI2_165_168_L_0
  31 D   6.256     -7.3563E-04   106.0       31.28       106.0       51.69          UL-RL  4.0077E+04  -6.000       0.000
1.000       1.000       31.28       0.000       0.000     DI2_165_168_L_0
  32 D   6.464     -7.6895E-04   109.0       32.32       109.0       53.30          UL-RL  4.0077E+04  -6.200       0.000
1.000       1.000       32.32       0.000       0.000     DI2_165_168_L_0
  33 D   6.673     -8.0172E-04   112.1       33.37       112.1       54.92          UL-RL  4.0077E+04  -6.400       0.000
1.000       1.000       33.37       0.000       0.000     DI2_165_168_L_0
  34 D   6.883     -8.3410E-04   115.1       34.41       115.1       56.53          UL-RL  4.0077E+04  -6.600       0.000
1.000       1.000       34.41       0.000       0.000     DI2_165_168_L_0
  35 D   7.094     -8.6620E-04   118.2       35.47       118.2       58.14          UL-RL  4.0077E+04  -6.800       0.000
1.000       1.000       35.47       0.000       0.000     DI2_165_168_L_0
  36 D   7.305     -8.9814E-04   121.3       36.52       121.3       59.74          UL-RL  4.0077E+04  -7.000       0.000
1.000       1.000       36.52       0.000       0.000     DI2_165_168_L_0
  37 D   7.517     -9.2998E-04   124.4       37.59       124.4       61.35          UL-RL  4.0077E+04  -7.200       0.000
1.000       1.000       37.59       0.000       0.000     DI2_165_168_L_0
  38 D   5.797     -9.6179E-04   127.5       38.65       127.5       62.95          UL-RL  4.0077E+04  -7.400       0.000
1.000       1.000       38.65       0.000       0.000     DI2_165_168_L_0
  39 D   1.959     -9.7770E-04   129.0       39.18       129.0       63.75          UL-RL  4.0077E+04  -7.500       0.000
1.000       1.000       39.18       0.000       0.000     DI2_165_168_L_0
```

```
+-----------------------------------------------------------------------------------------------------------------------+
|                  PARATIEPLUS(TM)   NLS ENGINE RELEASE  2018.0    FULL VERSION  *Build date:Nov 13, 2017*              |
|                                                                                                                       |
|                                      NewProject.BaseDesignSection_28.Nominal_63                                       |
|                                 Exe Time : 4 September 2018 18:01:30                                                  |
+-----------------------------------------------------------------------------------------------------------------------+
New Project


S T R E S S   R E S U L T S   F O R   G R O U P   N O.   2

0_R                                                                  :
ELEMENT TYPE    5 NO.OF ELEMENTS. IN THIS GROUP   39
C U R R E N T   T I M E   I S     5.0000

 HARDENING 2D SOIL ELEMENT

 ****** TOTAL STRESS FORMULATION *****

 EL *   FORCE     DISPL-Y  VERTICAL-P  HORIZON.-P     MAX-V-P     MAX-H-P          STATE   STIFFNESS Z-LEVEL      PORE
E FACTOR    UFACTOR       Peq          Su_a        Su_p     LAYER
 ---------------------------------------------------------------------------------------------------------------------------
-----------------------------------------------------------------------------------------------
   1     0.000         --          --          --          --          --          REMOVED     --        0.000       0.000
1.000       1.000       0.000       0.000       0.000     not available
   2     0.000         --          --          --          --          --          REMOVED     --      -0.2000       0.000
1.000       1.000       0.000       0.000       0.000     not available
   3     0.000         --          --          --          --          --          REMOVED     --      -0.4000       0.000
1.000       1.000       0.000       0.000       0.000     not available
   4     0.000         --          --          --          --          --          REMOVED     --      -0.6000       0.000
1.000       1.000       0.000       0.000       0.000     not available
   5     0.000         --          --          --          --          --          REMOVED     --      -0.8000       0.000
1.000       1.000       0.000       0.000       0.000     not available
   6     0.000         --          --          --          --          --          REMOVED     --       -1.000       0.000
1.000       1.000       0.000       0.000       0.000     not available
   7     0.000         --          --          --          --          --          REMOVED     --       -1.200       0.000
1.000       1.000       0.000       0.000       0.000     not available
   8     0.000         --          --          --          --          --          REMOVED     --       -1.400       0.000
1.000       1.000       0.000       0.000       0.000     not available
   9     0.000         --          --          --          --          --          REMOVED     --       -1.600       0.000
1.000       1.000       0.000       0.000       0.000     not available
  10     0.000         --          --          --          --          --          REMOVED     --       -1.800       0.000
1.000       1.000       0.000       0.000       0.000     not available
  11     0.000         --          --          --          --          --          REMOVED     --       -2.000       0.000
1.000       1.000       0.000       0.000       0.000     not available
  12     0.000         --          --          --          --          --          REMOVED     --       -2.200       0.000
1.000       1.000       0.000       0.000       0.000     not available
  13     0.000         --          --          --          --          --          REMOVED     --       -2.400       0.000
1.000       1.000       0.000       0.000       0.000     not available
  14     0.000         --          --          --          --          --          REMOVED     --       -2.600       0.000
1.000       1.000       0.000       0.000       0.000     not available
  15     0.000         --          --          --          --          --          REMOVED     --       -2.800       0.000
1.000       1.000       0.000       0.000       0.000     not available
  16     0.000         --          --          --          --          --          REMOVED     --       -3.000       0.000
1.000       1.000       0.000       0.000       0.000     not available
  17     0.000         --          --          --          --          --          REMOVED     --       -3.200       0.000
1.000       1.000       0.000       0.000       0.000     not available
  18     0.000         --          --          --          --          --          REMOVED     --       -3.400       0.000
1.000       1.000       0.000       0.000       0.000     not available
  19     0.000         --          --          --          --          --          REMOVED     --       -3.600       0.000
1.000       1.000       0.000       0.000       0.000     not available
  20     0.000         --          --          --          --          --          REMOVED     --       -3.800       0.000
1.000       1.000       0.000       0.000       0.000     not available
  21     0.000         --          --          --          --          --          REMOVED     --       -4.000       0.000
1.000       1.000       0.000       0.000       0.000     not available
  22 D  0.2522      3.7980E-04   1.600       1.261       1.600       1.261            V-C   7641.      -4.200       0.000
1.000       1.000       1.261       0.000       0.000     DI1_164_167_L_0
  23 D  0.5652      4.2688E-04   4.800       2.826       4.800       2.826            V-C   7641.      -4.400       0.000
1.000       1.000       2.826       0.000       0.000     DI1_164_167_L_0
  24 D   2.552      4.7158E-04   8.000       12.76       73.60       40.30          UL-RL  1.2226E+04  -4.600       0.000
1.000       1.000       12.76       0.000       0.000     DI1_164_167_L_0
```

```
  25 D   4.223      5.1408E-04   11.20       21.12       76.80       41.93          UL-RL  1.2226E+04  -4.800       0.000
1.000       1.000       21.12       0.000       0.000     DI1_164_167_L_0
  26 D   6.944      5.5462E-04   14.40       34.72       80.00       43.57          UL-RL  2.6062E+04  -5.000       0.000
1.000       1.000       34.72       0.000       0.000     DI2_165_168_L_0
  27 D   8.003      5.9341E-04   17.60       40.02       83.20       45.20          UL-RL  2.6062E+04  -5.200       0.000
1.000       1.000       40.02       0.000       0.000     DI2_165_168_L_0
  28 D   9.016      6.3070E-04   20.80       45.08       86.40       46.82          UL-RL  2.6062E+04  -5.400       0.000
1.000       1.000       45.08       0.000       0.000     DI2_165_168_L_0
  29 D   9.886      6.6669E-04   24.00       49.43       89.60       49.43            V-C  1.6289E+04  -5.600       0.000
1.000       1.000       49.43       0.000       0.000     DI2_165_168_L_0
  30 D   10.70      7.0160E-04   27.20       53.48       92.80       53.49          UL-RL  2.6062E+04  -5.800       0.000
1.000       1.000       53.48       0.000       0.000     DI2_165_168_L_0
  31 D   11.46      7.3563E-04   30.40       57.28       96.00       57.29          UL-RL  2.6062E+04  -6.000       0.000
1.000       1.000       57.28       0.000       0.000     DI2_165_168_L_0
  32 D   12.21      7.6895E-04   33.60       61.03       99.20       61.04          UL-RL  2.6062E+04  -6.200       0.000
1.000       1.000       61.03       0.000       0.000     DI2_165_168_L_0
  33 D   12.95      8.0172E-04   36.80       64.74       102.4       64.76          UL-RL  2.6062E+04  -6.400       0.000
1.000       1.000       64.74       0.000       0.000     DI2_165_168_L_0
  34 D   13.68      8.3410E-04   40.00       68.40       105.6       68.42          UL-RL  2.6062E+04  -6.600       0.000
1.000       1.000       68.40       0.000       0.000     DI2_165_168_L_0
  35 D   14.35      8.6620E-04   43.20       71.76       108.8       71.79          UL-RL  2.6062E+04  -6.800       0.000
1.000       1.000       71.76       0.000       0.000     DI2_165_168_L_0
  36 D   15.01      8.9814E-04   46.40       75.06       112.0       75.17          UL-RL  2.6062E+04  -7.000       0.000
1.000       1.000       75.06       0.000       0.000     DI2_165_168_L_0
  37 D   15.66      9.2998E-04   49.60       78.32       115.2       78.55          UL-RL  2.6062E+04  -7.200       0.000
1.000       1.000       78.32       0.000       0.000     DI2_165_168_L_0
  38 D   12.24      9.6179E-04   52.80       81.57       118.4       81.92          UL-RL  2.6062E+04  -7.400       0.000
1.000       1.000       81.57       0.000       0.000     DI2_165_168_L_0
  39 D   4.159      9.7770E-04   54.40       83.19       120.0       83.60          UL-RL  2.6062E+04  -7.500       0.000
1.000       1.000       83.19       0.000       0.000     DI2_165_168_L_0
```

```
+-------------------------------------------------------------------------------------------------------------------------+
|                   PARATIEPLUS(TM)   NLS ENGINE RELEASE  2018.0    FULL VERSION  *Build date:Nov 13, 2017*              |
|                                                                                                                         |
|                                      NewProject.BaseDesignSection_28.Nominal_63                                         |
|                                   Exe Time : 4 September 2018 18:01:30                                                  |
+-------------------------------------------------------------------------------------------------------------------------+
New Project


S T R E S S   R E S U L T S   F O R   G R O U P   N O.   3

WallElement_33                                                :
ELEMENT TYPE    2 NO.OF ELEMENTS. IN THIS GROUP   38
C U R R E N T   T I M E   I S     5.0000

 WALL2D ELEMENT

   EL      TA          TB          MA          MB
-------------------------------------------------------
    1 -120.41      120.41    -3.28697E-11 -24.081
    2 -118.12      118.12      24.081     -47.705
    3 -112.36      112.36      47.705     -70.177
    4 -103.12      103.12      70.177     -90.801
    5 -92.668      92.668      90.801     -109.33
    6 -82.597      82.597      109.33     -125.85
    7 -72.791      72.791      125.85     -140.41
    8 -63.230      63.230      140.41     -153.06
    9 -53.857      53.857      153.06     -163.83
   10 -44.673      44.673      163.83     -172.76
   11 -35.674      35.674      172.76     -179.90
   12 -26.851      26.851      179.90     -185.27
   13 -18.191      18.191      185.27     -188.91
   14 -9.6799      9.6799      188.91     -190.84
   15 -1.3010      1.3010      190.84     -191.10
   16  6.9631     -6.9631      191.10     -189.71
   17  15.143     -15.143      189.71     -186.68
   18  23.244     -23.244      186.68     -182.03
   19  31.284     -31.284      182.03     -175.78
   20  39.282     -39.282      175.78     -167.92
   21  47.246     -47.246      167.92     -158.47
   22  54.951     -54.951      158.47     -147.48
   23  62.353     -62.353      147.48     -135.01
   24  67.794     -67.794      135.01     -121.45
   25  71.602     -71.602      121.45     -107.13
   26  70.416     -70.416      107.13     -93.047
   27  67.846     -67.846      93.047     -79.478
   28  64.467     -64.467      79.478     -66.585
   29  60.423     -60.423      66.585     -54.500
   30  55.775     -55.775      54.500     -43.345
   31  50.573     -50.573      43.345     -33.231
   32  44.830     -44.830      33.231     -24.265
   33  38.553     -38.553      24.265     -16.554
   34  31.754     -31.754      16.554     -10.203
   35  24.493     -24.493      10.203     -5.3048
   36  16.786     -16.786      5.3048     -1.9477
   37  8.6382     -8.6382      1.9477    -0.22003
   38  2.2002     -2.2002     0.22003     1.69237E-10
```

```
+-------------------------------------------------------------------------------------------------------------------------------+
|                  PARATIEPLUS(TM)   NLS ENGINE RELEASE  2018.0    FULL VERSION  *Build date:Nov 13, 2017*                    |
|                                                                                                                               |
|                                     NewProject.BaseDesignSection_28.Nominal_63                                                |
|                                  Exe Time : 4 September 2018 18:01:30                                                         |
+-------------------------------------------------------------------------------------------------------------------------------+
New Project


S T R E S S   R E S U L T S   F O R   G R O U P   N O.   4

Tieback_175                                                    :
ELEMENT TYPE    6 NO.OF ELEMENTS. IN THIS GROUP    1
C U R R E N T   T I M E   I S      5.0000

 POST-TENSION 2D-BOUNDARY ELEMENT

         EL    FORCE          d0          EDISPL     pl. eps          K     -ve limit   +ve limit
-----------------------------------------------------------------------------------------------------------
 ANCHOR    1   139.03     -1.47356E-03 -1.15711E-03   0.0000       1689.0       0.0000       0.0000     ELASTIC  ORIGINAL
YOUNG MODULUS

 ITER     0 RNORM = 46.37     RMNORM= 0.000
             RINORM=0.2911E+06 RIMNOR=0.1199E+07
             RENORM= 1183.     REMNOR=0.5249E-19 RATIO =0.6375E-01 TOLER =0.1000E-03  NOT CONVERGED
             RFMAX = 120.4     RMMAX = 191.1
             RTSMAL=0.1000E-02 RMSMAL=0.1000E-02
             RDT   =0.2911E+06 RDR   =0.1199E+07
             RATIOT=0.6375E-01 RATIOR= 0.000
             MAX UN= 7.058     IEQ=    73 NODE     37 DOF   1  Y-DISPL.F
             MIN UN=-.1692E-09 IEQ=    78 NODE     39 DOF   2   X-ROT. F
             NO. OF CONTACT CONSTRAINT VIOLATIONS     0


 ITER     2 RNORM = 46.37     RMNORM= 0.000
             RINORM=0.2911E+06 RIMNOR=0.1199E+07
             RENORM= 173.4     REMNOR=0.6253E-18 RATIO =0.2441E-01 TOLER =0.1000E-03  NOT CONVERGED
             RFMAX = 120.4     RMMAX = 191.1
             RTSMAL=0.1000E-02 RMSMAL=0.1000E-02
             RDT   =0.2911E+06 RDR   =0.1199E+07
             RATIOT=0.2441E-01 RATIOR= 0.000
             MAX UN= 6.471     IEQ=    51 NODE     26 DOF   1  Y-DISPL.F
             MIN UN=-.1817E-02 IEQ=    69 NODE     35 DOF   1  Y-DISPL.F
             NO. OF CONTACT CONSTRAINT VIOLATIONS     0


 ITER     3 RNORM = 46.37     RMNORM= 0.000
             RINORM=0.2911E+06 RIMNOR=0.1199E+07
             RENORM= 12.57     REMNOR=0.5850E-18 RATIO =0.6573E-02 TOLER =0.1000E-03  NOT CONVERGED
             RFMAX = 120.4     RMMAX = 191.1
             RTSMAL=0.1000E-02 RMSMAL=0.1000E-02
             RDT   =0.2911E+06 RDR   =0.1199E+07
             RATIOT=0.6573E-02 RATIOR= 0.000
             MAX UN= 2.327     IEQ=    61 NODE     31 DOF   1  Y-DISPL.F
             MIN UN=-.3108E-08 IEQ=    43 NODE     22 DOF   1  Y-DISPL.F
             NO. OF CONTACT CONSTRAINT VIOLATIONS     0


 ITER     4 RNORM = 46.37     RMNORM= 0.000
             RINORM=0.2911E+06 RIMNOR=0.1199E+07
             RENORM=0.9622E-01 REMNOR=0.2072E-18 RATIO =0.5750E-03 TOLER =0.1000E-03  NOT CONVERGED
             RFMAX = 120.4     RMMAX = 191.1
             RTSMAL=0.1000E-02 RMSMAL=0.1000E-02
             RDT   =0.2911E+06 RDR   =0.1199E+07
             RATIOT=0.5750E-03 RATIOR= 0.000
             MAX UN=0.2939     IEQ=    67 NODE     34 DOF   1  Y-DISPL.F
             MIN UN=-.3793E-08 IEQ=    77 NODE     39 DOF   1  Y-DISPL.F
             NO. OF CONTACT CONSTRAINT VIOLATIONS     0


 ITER     5 RNORM = 46.37     RMNORM= 0.000
```

```
RINORM=0.2911E+06 RIMNOR=0.1199E+07
RENORM=0.1780E-05 REMNOR=0.9119E-18 RATIO =0.2473E-05 TOLER =0.1000E-03      CONVERGED !
RFMAX = 120.4     RMMAX = 191.1
RTSMAL=0.1000E-02 RMSMAL=0.1000E-02
RDT   =0.2911E+06 RDR   =0.1199E+07
RATIOT=0.2473E-05 RATIOR= 0.000
MAX UN=0.1272E-02 IEQ=     1 NODE      1 DOF   1  Y-DISPL.F
MIN UN=-.1366E-07 IEQ=    77 NODE     39 DOF   1  Y-DISPL.F
NO. OF CONTACT CONSTRAINT VIOLATIONS     0
```

```
+-------------------------------------------------------------------------------------------------------------------------+
|                   PARATIEPLUS(TM)   NLS ENGINE RELEASE  2018.0    FULL VERSION  *Build date:Nov 13, 2017*              |
|                                                                                                                         |
|                                      NewProject.BaseDesignSection_28.Nominal_63                                         |
|                                  Exe Time : 4 September 2018 18:01:30                                                   |
+-------------------------------------------------------------------------------------------------------------------------+
New Project
SOLUTION REACHED USING     5 ITERATIONS ON   40

P R I N T   O U T   F O R   T I M E   S T E P    6     ( AT TIME   6.000     )

PRINT OUT OF ACTIVE COMPONENTS (FIXED NODES ARE NOT PRINTED OUT)

          Y-DISPL.F        X-ROT. F
            (02)             (04)           (
    1   4.3442098E-04   7.0407515E-04
    2   5.7517013E-04   7.0308702E-04
    3   7.1552510E-04   7.0013859E-04
    4   8.5509752E-04   6.9526944E-04
    5   9.9351001E-04   6.8855736E-04
    6   1.1304068E-03   6.8014077E-04
    7   1.2654636E-03   6.7018391E-04
    8   1.3983882E-03   6.5884347E-04
    9   1.5289188E-03   6.4626966E-04
   10   1.6568234E-03   6.3260682E-04
   11   1.7818982E-03   6.1799394E-04
   12   1.9039666E-03   6.0256464E-04
   13   2.0228782E-03   5.8644729E-04
   14   2.1385079E-03   5.6976624E-04
   15   2.2507555E-03   5.5264830E-04
   16   2.3595471E-03   5.3522819E-04
   17   2.4648367E-03   5.1764828E-04
   18   2.5666063E-03   5.0005902E-04
   19   2.6648702E-03   4.8261835E-04
   20   2.7596746E-03   4.6549180E-04
   21   2.8510990E-03   4.4885245E-04
   22   2.9392594E-03   4.3287735E-04
   23   3.0243053E-03   4.1773291E-04
   24   3.1064177E-03   4.0356638E-04
   25   3.1858058E-03   3.9050947E-04
   26   3.2627032E-03   3.7867825E-04
   27   3.3373630E-03   3.6814164E-04
   28   3.4100470E-03   3.5891737E-04
   29   3.4810171E-03   3.5100013E-04
   30   3.5505323E-03   3.4436145E-04
   31   3.6188435E-03   3.3894971E-04
   32   3.6861887E-03   3.3469023E-04
   33   3.7527895E-03   3.3148517E-04
   34   3.8188450E-03   3.2921372E-04
   35   3.8845277E-03   3.2773198E-04
   36   3.9499796E-03   3.2687828E-04
   37   4.0153091E-03   3.2648133E-04
   38   4.0805904E-03   3.2636330E-04
   39   4.1132273E-03   3.2635734E-04
```

```
+-------------------------------------------------------------------------------------------------------------------------------+
|                  PARATIEPLUS(TM)   NLS ENGINE RELEASE  2018.0    FULL VERSION  *Build date:Nov 13, 2017*                    |
|                                                                                                                               |
|                                      NewProject.BaseDesignSection_28.Nominal_63                                               |
|                                   Exe Time : 4 September 2018 18:01:30                                                        |
+-------------------------------------------------------------------------------------------------------------------------------+
New Project


S T R E S S   R E S U L T S   F O R   G R O U P   N O.   1

0_L                                                              :
ELEMENT TYPE    5 NO.OF ELEMENTS. IN THIS GROUP   39
C U R R E N T   T I M E   I S      6.0000

 HARDENING 2D SOIL ELEMENT

 ****** TOTAL STRESS FORMULATION *****

  EL *   FORCE     DISPL-Y  VERTICAL-P  HORIZON.-P     MAX-V-P     MAX-H-P           STATE   STIFFNESS Z-LEVEL      PORE
E FACTOR    UFACTOR       Peq           Su_a         Su_p     LAYER
 ------------------------------------------------------------------------------------------------------------------------------
-------------------------------------------------------------------------------------------
   1 D  4.4832E-03 -4.3442E-04  4.8433E-02  4.4832E-02  4.8433E-02   1.745          UL-RL  1.6628E+04   0.000       0.000
1.000       1.000      4.4832E-02   0.000       0.000     DI1_164_167_L_0
   2 D  0.4369     -5.7517E-04   3.292       2.185       3.292       17.81          UL-RL  1.6628E+04 -0.2000       0.000
1.000       1.000       2.185       0.000       0.000     DI1_164_167_L_0
   3 D   1.380     -7.1553E-04   6.697       6.902       6.697       36.24          UL-RL  1.6628E+04 -0.4000       0.000
1.000       1.000       6.902       0.000       0.000     DI1_164_167_L_0
   4 D   5.146     -8.5510E-04   10.31       25.73       10.31       55.79          UL-RL  1.6628E+04 -0.6000       0.000
1.000       1.000       25.73       0.000       0.000     DI1_164_167_L_0
   5 D   8.850     -9.9351E-04   14.07       44.25       14.07       75.03          UL-RL  1.6628E+04 -0.8000       0.000
1.000       1.000       44.25       0.000       0.000     DI1_164_167_L_0
   6 D   8.328     -1.1304E-03   17.90       41.64       17.90       73.15          UL-RL  1.6628E+04  -1.000       0.000
1.000       1.000       41.64       0.000       0.000     DI1_164_167_L_0
   7 D   7.919     -1.2655E-03   21.73       39.59       21.73       71.82          UL-RL  1.6628E+04  -1.200       0.000
1.000       1.000       39.59       0.000       0.000     DI1_164_167_L_0
   8 D   7.530     -1.3984E-03   25.62       37.65       25.62       70.60          UL-RL  1.6628E+04  -1.400       0.000
1.000       1.000       37.65       0.000       0.000     DI1_164_167_L_0
   9 D   7.199     -1.5289E-03   29.90       35.99       29.90       69.66          UL-RL  1.6628E+04  -1.600       0.000
1.000       1.000       35.99       0.000       0.000     DI1_164_167_L_0
  10 D   6.866     -1.6568E-03   33.99       34.33       33.99       68.71          UL-RL  1.6628E+04  -1.800       0.000
1.000       1.000       34.33       0.000       0.000     DI1_164_167_L_0
  11 D   6.539     -1.7819E-03   37.95       32.69       37.95       67.78          UL-RL  1.6628E+04  -2.000       0.000
1.000       1.000       32.69       0.000       0.000     DI1_164_167_L_0
  12 D   6.222     -1.9040E-03   41.79       31.11       41.79       66.91          UL-RL  1.6628E+04  -2.200       0.000
1.000       1.000       31.11       0.000       0.000     DI1_164_167_L_0
  13 D   6.040     -2.0229E-03   45.54       30.20       45.54       66.09          ACTIVE   0.000      -2.400       0.000
1.000       1.000       30.20       0.000       0.000     DI1_164_167_L_0
  14 D   6.529     -2.1385E-03   49.23       32.64       49.23       65.35          ACTIVE   0.000      -2.600       0.000
1.000       1.000       32.64       0.000       0.000     DI1_164_167_L_0
  15 D   7.010     -2.2508E-03   52.86       35.05       52.86       64.68          ACTIVE   0.000      -2.800       0.000
1.000       1.000       35.05       0.000       0.000     DI1_164_167_L_0
  16 D   7.486     -2.3595E-03   56.44       37.43       56.44       64.11          ACTIVE   0.000      -3.000       0.000
1.000       1.000       37.43       0.000       0.000     DI1_164_167_L_0
  17 D   7.973     -2.4648E-03   60.12       39.86       60.12       63.69          ACTIVE   0.000      -3.200       0.000
1.000       1.000       39.86       0.000       0.000     DI1_164_167_L_0
  18 D   8.438     -2.5666E-03   63.63       42.19       63.63       63.29          ACTIVE   0.000      -3.400       0.000
1.000       1.000       42.19       0.000       0.000     DI1_164_167_L_0
  19 D   8.900     -2.6649E-03   67.11       44.50       67.11       62.99          ACTIVE   0.000      -3.600       0.000
1.000       1.000       44.50       0.000       0.000     DI1_164_167_L_0
  20 D   9.359     -2.7597E-03   70.57       46.80       70.57       62.78          ACTIVE   0.000      -3.800       0.000
1.000       1.000       46.80       0.000       0.000     DI1_164_167_L_0
  21 D   9.803     -2.8511E-03   73.91       49.01       73.91       62.61          ACTIVE   0.000      -4.000       0.000
1.000       1.000       49.01       0.000       0.000     DI1_164_167_L_0
  22 D   10.26     -2.9393E-03   77.35       51.29       77.35       51.29          ACTIVE   0.000      -4.200       0.000
1.000       1.000       51.29       0.000       0.000     DI1_164_167_L_0
  23 D   10.71     -3.0243E-03   80.76       53.55       80.76       53.55          ACTIVE   0.000      -4.400       0.000
1.000       1.000       53.55       0.000       0.000     DI1_164_167_L_0
  24 D   11.16     -3.1064E-03   84.16       55.81       84.16       55.81          ACTIVE   0.000      -4.600       0.000
1.000       1.000       55.81       0.000       0.000     DI1_164_167_L_0
```

```
  25 D   11.61     -3.1858E-03   87.56       58.06       87.56       58.06          ACTIVE   0.000      -4.800       0.000
1.000       1.000       58.06       0.000       0.000     DI1_164_167_L_0
  26 D   10.58     -3.2627E-03   90.94       52.90       90.94       52.90          ACTIVE   0.000      -5.000       0.000
1.000       1.000       52.90       0.000       0.000     DI2_165_168_L_0
  27 D   10.94     -3.3374E-03   93.92       54.68       93.92       54.68          ACTIVE   0.000      -5.200       0.000
1.000       1.000       54.68       0.000       0.000     DI2_165_168_L_0
  28 D   11.29     -3.4100E-03   96.92       56.47       96.92       56.47          ACTIVE   0.000      -5.400       0.000
1.000       1.000       56.47       0.000       0.000     DI2_165_168_L_0
  29 D   11.65     -3.4810E-03   99.93       58.27       99.93       58.27          ACTIVE   0.000      -5.600       0.000
1.000       1.000       58.27       0.000       0.000     DI2_165_168_L_0
  30 D   12.02     -3.5505E-03   103.0       60.08       103.0       60.08          ACTIVE   0.000      -5.800       0.000
1.000       1.000       60.08       0.000       0.000     DI2_165_168_L_0
  31 D   12.38     -3.6188E-03   106.0       61.89       106.0       61.89          ACTIVE   0.000      -6.000       0.000
1.000       1.000       61.89       0.000       0.000     DI2_165_168_L_0
  32 D   12.74     -3.6862E-03   109.0       63.71       109.0       63.71          ACTIVE   0.000      -6.200       0.000
1.000       1.000       63.71       0.000       0.000     DI2_165_168_L_0
  33 D   13.11     -3.7528E-03   112.1       65.53       112.1       65.53          ACTIVE   0.000      -6.400       0.000
1.000       1.000       65.53       0.000       0.000     DI2_165_168_L_0
  34 D   13.47     -3.8188E-03   115.1       67.36       115.1       67.36          ACTIVE   0.000      -6.600       0.000
1.000       1.000       67.36       0.000       0.000     DI2_165_168_L_0
  35 D   13.84     -3.8845E-03   118.2       69.19       118.2       69.19          ACTIVE   0.000      -6.800       0.000
1.000       1.000       69.19       0.000       0.000     DI2_165_168_L_0
  36 D   14.21     -3.9500E-03   121.3       71.03       121.3       71.03          ACTIVE   0.000      -7.000       0.000
1.000       1.000       71.03       0.000       0.000     DI2_165_168_L_0
  37 D   14.57     -4.0153E-03   124.4       72.87       124.4       72.87          ACTIVE   0.000      -7.200       0.000
1.000       1.000       72.87       0.000       0.000     DI2_165_168_L_0
  38 D   11.21     -4.0806E-03   127.5       74.72       127.5       74.72          ACTIVE   0.000      -7.400       0.000
1.000       1.000       74.72       0.000       0.000     DI2_165_168_L_0
  39 D   3.782     -4.1132E-03   129.0       75.64       129.0       75.64          ACTIVE   0.000      -7.500       0.000
1.000       1.000       75.64       0.000       0.000     DI2_165_168_L_0
```

```
+-----------------------------------------------------------------------------------------------------------------------+
|                  PARATIEPLUS(TM)   NLS ENGINE RELEASE  2018.0    FULL VERSION  *Build date:Nov 13, 2017*              |
|                                                                                                                       |
|                                      NewProject.BaseDesignSection_28.Nominal_63                                       |
|                                 Exe Time : 4 September 2018 18:01:30                                                  |
+-----------------------------------------------------------------------------------------------------------------------+
New Project


S T R E S S   R E S U L T S   F O R   G R O U P   N O.   2

0_R                                                                  :
ELEMENT TYPE    5 NO.OF ELEMENTS. IN THIS GROUP   39
C U R R E N T   T I M E   I S     6.0000

 HARDENING 2D SOIL ELEMENT

 ****** TOTAL STRESS FORMULATION *****

 EL *   FORCE     DISPL-Y  VERTICAL-P  HORIZON.-P     MAX-V-P     MAX-H-P          STATE   STIFFNESS Z-LEVEL      PORE
E FACTOR    UFACTOR       Peq          Su_a        Su_p     LAYER
 ---------------------------------------------------------------------------------------------------------------------------
-----------------------------------------------------------------------------------------------
   1     0.000         --          --          --          --          --          REMOVED     --        0.000       0.000
1.000       1.000       0.000       0.000       0.000     not available
   2     0.000         --          --          --          --          --          REMOVED     --      -0.2000       0.000
1.000       1.000       0.000       0.000       0.000     not available
   3     0.000         --          --          --          --          --          REMOVED     --      -0.4000       0.000
1.000       1.000       0.000       0.000       0.000     not available
   4     0.000         --          --          --          --          --          REMOVED     --      -0.6000       0.000
1.000       1.000       0.000       0.000       0.000     not available
   5     0.000         --          --          --          --          --          REMOVED     --      -0.8000       0.000
1.000       1.000       0.000       0.000       0.000     not available
   6     0.000         --          --          --          --          --          REMOVED     --       -1.000       0.000
1.000       1.000       0.000       0.000       0.000     not available
   7     0.000         --          --          --          --          --          REMOVED     --       -1.200       0.000
1.000       1.000       0.000       0.000       0.000     not available
   8     0.000         --          --          --          --          --          REMOVED     --       -1.400       0.000
1.000       1.000       0.000       0.000       0.000     not available
   9     0.000         --          --          --          --          --          REMOVED     --       -1.600       0.000
1.000       1.000       0.000       0.000       0.000     not available
  10     0.000         --          --          --          --          --          REMOVED     --       -1.800       0.000
1.000       1.000       0.000       0.000       0.000     not available
  11     0.000         --          --          --          --          --          REMOVED     --       -2.000       0.000
1.000       1.000       0.000       0.000       0.000     not available
  12     0.000         --          --          --          --          --          REMOVED     --       -2.200       0.000
1.000       1.000       0.000       0.000       0.000     not available
  13     0.000         --          --          --          --          --          REMOVED     --       -2.400       0.000
1.000       1.000       0.000       0.000       0.000     not available
  14     0.000         --          --          --          --          --          REMOVED     --       -2.600       0.000
1.000       1.000       0.000       0.000       0.000     not available
  15     0.000         --          --          --          --          --          REMOVED     --       -2.800       0.000
1.000       1.000       0.000       0.000       0.000     not available
  16     0.000         --          --          --          --          --          REMOVED     --       -3.000       0.000
1.000       1.000       0.000       0.000       0.000     not available
  17     0.000         --          --          --          --          --          REMOVED     --       -3.200       0.000
1.000       1.000       0.000       0.000       0.000     not available
  18     0.000         --          --          --          --          --          REMOVED     --       -3.400       0.000
1.000       1.000       0.000       0.000       0.000     not available
  19     0.000         --          --          --          --          --          REMOVED     --       -3.600       0.000
1.000       1.000       0.000       0.000       0.000     not available
  20     0.000         --          --          --          --          --          REMOVED     --       -3.800       0.000
1.000       1.000       0.000       0.000       0.000     not available
  21     0.000         --          --          --          --          --          REMOVED     --       -4.000       0.000
1.000       1.000       0.000       0.000       0.000     not available
  22 D  0.7056      2.9393E-03   1.600       3.528       1.600       3.528       PASSIVE   0.000      -4.200       0.000
1.000       1.000       3.528       0.000       0.000     DI1_164_167_L_0
  23 D   2.117      3.0243E-03   4.800       10.58       4.800       10.58       PASSIVE   0.000      -4.400       0.000
1.000       1.000       10.58       0.000       0.000     DI1_164_167_L_0
  24 D   3.528      3.1064E-03   8.000       17.64       73.60       40.30       PASSIVE   0.000      -4.600       0.000
1.000       1.000       17.64       0.000       0.000     DI1_164_167_L_0
```

25 D	4.939	3.1858E-03	11.20	24.70	76.80	41.93	PASSIVE	0.000	-4.800	0.000	
1.000	1.000	24.70	0.000	0.000	DI1_164_167_L_0						
26 D	8.767	3.2627E-03	14.40	43.84	80.00	43.84	PASSIVE	0.000	-5.000	0.000	
1.000	1.000	43.84	0.000	0.000	DI2_165_168_L_0						
27 D	10.55	3.3374E-03	17.60	52.76	83.20	52.76	PASSIVE	0.000	-5.200	0.000	
1.000	1.000	52.76	0.000	0.000	DI2_165_168_L_0						
28 D	12.34	3.4100E-03	20.80	61.69	86.40	61.69	PASSIVE	0.000	-5.400	0.000	
1.000	1.000	61.69	0.000	0.000	DI2_165_168_L_0						
29 D	14.12	3.4810E-03	24.00	70.61	89.60	70.61	PASSIVE	0.000	-5.600	0.000	
1.000	1.000	70.61	0.000	0.000	DI2_165_168_L_0						
30 D	15.91	3.5505E-03	27.20	79.54	92.80	79.54	PASSIVE	0.000	-5.800	0.000	
1.000	1.000	79.54	0.000	0.000	DI2_165_168_L_0						
31 D	17.69	3.6188E-03	30.40	88.46	96.00	88.46	PASSIVE	0.000	-6.000	0.000	
1.000	1.000	88.46	0.000	0.000	DI2_165_168_L_0						
32 D	19.48	3.6862E-03	33.60	97.38	99.20	97.38	PASSIVE	0.000	-6.200	0.000	
1.000	1.000	97.38	0.000	0.000	DI2_165_168_L_0						
33 D	21.26	3.7528E-03	36.80	106.3	102.4	106.3	PASSIVE	0.000	-6.400	0.000	
1.000	1.000	106.3	0.000	0.000	DI2_165_168_L_0						
34 D	23.05	3.8188E-03	40.00	115.2	105.6	115.2	PASSIVE	0.000	-6.600	0.000	
1.000	1.000	115.2	0.000	0.000	DI2_165_168_L_0						
35 D	24.19	3.8845E-03	43.20	120.9	108.8	120.9	V-C	1.6289E+04	-6.800	0.000	
1.000	1.000	120.9	0.000	0.000	DI2_165_168_L_0						
36 D	24.96	3.9500E-03	46.40	124.8	112.0	124.8	V-C	1.6289E+04	-7.000	0.000	
1.000	1.000	124.8	0.000	0.000	DI2_165_168_L_0						
37 D	25.73	4.0153E-03	49.60	128.7	115.2	128.7	V-C	1.6289E+04	-7.200	0.000	
1.000	1.000	128.7	0.000	0.000	DI2_165_168_L_0						
38 D	19.88	4.0806E-03	52.80	132.5	118.4	132.5	V-C	1.6289E+04	-7.400	0.000	
1.000	1.000	132.5	0.000	0.000	DI2_165_168_L_0						
39 D	6.721	4.1132E-03	54.40	134.4	120.0	134.4	V-C	1.6289E+04	-7.500	0.000	
1.000	1.000	134.4	0.000	0.000	DI2_165_168_L_0						

```
+-------------------------------------------------------------------------------------------------------------------------+
|                   PARATIEPLUS(TM)   NLS ENGINE RELEASE  2018.0    FULL VERSION  *Build date:Nov 13, 2017*              |
|                                                                                                                         |
|                                      NewProject.BaseDesignSection_28.Nominal_63                                         |
|                                   Exe Time : 4 September 2018 18:01:30                                                  |
+-------------------------------------------------------------------------------------------------------------------------+
New Project


S T R E S S   R E S U L T S   F O R   G R O U P   N O.   3

WallElement_33                                                :
ELEMENT TYPE    2 NO.OF ELEMENTS. IN THIS GROUP   38
C U R R E N T   T I M E   I S     6.0000

 WALL2D ELEMENT

   EL      TA          TB          MA          MB
-------------------------------------------------------
    1 -121.76      121.76    -2.24958E-11 -24.353
    2 -119.80      119.80      24.353     -48.312
    3 -116.89      116.89      48.312     -71.689
    4 -110.21      110.21      71.689     -93.732
    5 -99.830      99.830      93.732     -113.70
    6 -89.972      89.972      113.70     -131.69
    7 -80.523      80.523      131.69     -147.80
    8 -71.462      71.462      147.80     -162.09
    9 -62.733      62.733      162.09     -174.64
   10 -54.337      54.337      174.64     -185.50
   11 -46.268      46.268      185.50     -194.76
   12 -38.517      38.517      194.76     -202.46
   13 -30.947      30.947      202.46     -208.65
   14 -22.888      22.888      208.65     -213.23
   15 -14.348      14.348      213.23     -216.10
   16 -5.3324      5.3324      216.10     -217.16
   17  4.1704     -4.1704      217.16     -216.33
   18  14.139     -14.139      216.33     -213.50
   19  24.569     -24.569      213.50     -208.59
   20  35.458     -35.458      208.59     -201.50
   21  46.404     -46.404      201.50     -192.22
   22  55.956     -55.956      192.22     -181.02
   23  64.549     -64.549      181.02     -168.11
   24  72.183     -72.183      168.11     -153.68
   25  78.856     -78.856      153.68     -137.91
   26  80.668     -80.668      137.91     -121.77
   27  81.052     -81.052      121.77     -105.56
   28  80.010     -80.010      105.56     -89.560
   29  77.542     -77.542      89.560     -74.052
   30  73.650     -73.650      74.052     -59.322
   31  68.336     -68.336      59.322     -45.655
   32  61.600     -61.600      45.655     -33.335
   33  53.444     -53.444      33.335     -22.646
   34  43.869     -43.869      22.646     -13.872
   35  33.521     -33.521      13.872     -7.1679
   36  22.764     -22.764      7.1679     -2.6150
   37  11.606     -11.606      2.6150    -0.29386
   38  2.9385     -2.9385     0.29386    -6.76195E-10
```

```
+-------------------------------------------------------------------------------------------------------------------------------+
|                   PARATIEPLUS(TM)   NLS ENGINE RELEASE  2018.0    FULL VERSION  *Build date:Nov 13, 2017*                    |
|                                                                                                                               |
|                                      NewProject.BaseDesignSection_28.Nominal_63                                               |
|                                   Exe Time : 4 September 2018 18:01:30                                                        |
+-------------------------------------------------------------------------------------------------------------------------------+
New Project


S T R E S S    R E S U L T S    F O R    G R O U P    N O.    4

Tieback_175                                                 :
ELEMENT TYPE    6 NO.OF ELEMENTS. IN THIS GROUP    1
C U R R E N T    T I M E    I S      6.0000

 POST-TENSION 2D-BOUNDARY ELEMENT

         EL    FORCE          d0          EDISPL     pl. eps          K     -ve limit   +ve limit
-----------------------------------------------------------------------------------------------------------
 ANCHOR    1   141.49     -1.47356E-03  2.95324E-04   0.0000       1689.0       0.0000       0.0000     ELASTIC  ORIGINAL
YOUNG MODULUS
```

```
+-------------------------------------------------------------------------------------------------------------------------+
|                  PARATIEPLUS(TM)   NLS ENGINE RELEASE  2018.0    FULL VERSION  *Build date:Nov 13, 2017*              |
|                                                                                                                         |
|                                     NewProject.BaseDesignSection_28.Nominal_63                                          |
|                                  Exe Time : 4 September 2018 18:01:30                                                   |
+-------------------------------------------------------------------------------------------------------------------------+


     F I N A L    I N C R E M E N T A L    A N A L Y S I S

                    S U M M A R Y

     STEP                                  NO. OF ITERATIONS

        1           CONVERGENCE :YES                      2
        2           CONVERGENCE :YES                      3
        3           CONVERGENCE :YES                      5
        4           CONVERGENCE :YES                      4
        5           CONVERGENCE :YES                      3
        6           CONVERGENCE :YES                      5


 END OF PROCESS FOR PROBLEM
New Project
NONLINEAR SOLUTION CPU TIME ....    0.09 [sec]
DATABASE  CREATION CPU TIME.....    0.28 [sec]
```

Design Assumption : SLE (Rara/Frequente/Quasi Permanente) - File di Paratie - File di input (.d)

```
* PARATIE ANALYSIS FOR DESIGN SECTION:Base Design Section USING ASSUMPTION: SLE (Rara/Frequente/Quasi Permanente)
 * Time:martedì 4 settembre 2018 18:01:30
 * 1: Defining general settings
 UNIT  m kN
 TITLE New Project
 DELTA 0.2
 option param itemax 40
 option control hinges 0 0.0001 0.001

 * 2: Defining wall(s)
 WALL LeftWall_32 0 -7.5 0 1

 * 3: Defining surfaces for wall(s)
 SOIL 0_L LeftWall_32 -7.5 0 1 0
 SOIL 0_R LeftWall_32 -7.5 0 2 180

 * 4: Defining soil layers
 *
 * Soil Profile (Rilevato_2_8_L_0)
 *
 LDATA Rilevato_2_8_L_0 3 LeftWall_32
 ATREST 0.5 0.5 1
 WEIGHT 19 10 10
 PERMEABILITY 0.0001
 RESISTANCE 0 38 0 0 0
 YOUNG 1.5E+04 4.5E+04
 ENDL
 *
 * Soil Profile (DI1_164_167_L_0)
 *
 LDATA DI1_164_167_L_0 0 LeftWall_32
 ATREST 0.5 0.5 1
 WEIGHT 16 6 10
 PERMEABILITY 1E-05
 RESISTANCE 0 30 0 0 0
 YOUNG 3E+04 4.8E+04
 ENDL
 *
 * Soil Profile (DI2_165_168_L_0)
 *
 LDATA DI2_165_168_L_0 -5 LeftWall_32
 ATREST 0.5 0.5 1
 WEIGHT 16 6 10
 PERMEABILITY 1E-05
 RESISTANCE 1 33 0 0 0
 YOUNG 6.8E+04 1.088E+05
 ENDL

 * 5: Defining structural materials
 * Steel material: 108 Name=Fe360 E=206000200 kPa
 MATERIAL Fe360_108 2.06E+08
 * Concrete material: 104 Name=C25/30 E=31475800 kPa
 MATERIAL C2530_104 3.148E+07
 * Rebar material: 124 Name=acciaio armonico E=200100000 kPa
 MATERIAL acciaioarmonico_124 2.001E+08
 * Concrete material: 103 Name=C20/25 E=29962000 kPa
 MATERIAL C2025_103 2.996E+07

 * 6: Defining structural elements
 * 6.1: Beams and combined Wall Elements
 BEAM WallElement_33 LeftWall_32 -7.5 0 C2530_104 0.9794 00 00 0


 * 6.2: Supports
 WIRE Tieback_175 LeftWall_32 0 acciaioarmonico_124 8.441E-06 138.5 30 0 0
```

```
* 6.3: Strips
STRIP LeftWall_32 5 6 1 4 0 20 45
STRIP LeftWall_32 1 6 11.5 18.5 2.7 20 45

* 7: Defining Steps
STEP Stage1_31
CHANGE Rilevato_2_8_L_0 U-FRICT=38 LeftWall_32
CHANGE Rilevato_2_8_L_0 D-FRICT=38 LeftWall_32
CHANGE Rilevato_2_8_L_0 U-KA=0.238 LeftWall_32
CHANGE Rilevato_2_8_L_0 U-KP=7.232 LeftWall_32
CHANGE Rilevato_2_8_L_0 D-KA=0.238 LeftWall_32
CHANGE Rilevato_2_8_L_0 D-KP=7.232 LeftWall_32
CHANGE DI1_164_167_L_0 U-FRICT=30 LeftWall_32
CHANGE DI1_164_167_L_0 D-FRICT=30 LeftWall_32
CHANGE DI1_164_167_L_0 U-KA=0.333 LeftWall_32
CHANGE DI1_164_167_L_0 U-KP=5.425 LeftWall_32
CHANGE DI1_164_167_L_0 D-KA=0.333 LeftWall_32
CHANGE DI1_164_167_L_0 D-KP=4.288 LeftWall_32
CHANGE DI2_165_168_L_0 U-FRICT=33 LeftWall_32
CHANGE DI2_165_168_L_0 D-FRICT=33 LeftWall_32
CHANGE DI2_165_168_L_0 U-KA=0.295 LeftWall_32
CHANGE DI2_165_168_L_0 U-KP=6.716 LeftWall_32
CHANGE DI2_165_168_L_0 D-KA=0.295 LeftWall_32
CHANGE DI2_165_168_L_0 D-KP=5.16 LeftWall_32
CHANGE Rilevato_2_8_L_0 U-COHE=0 LeftWall_32
CHANGE Rilevato_2_8_L_0 U-ADHES=0 LeftWall_32
CHANGE Rilevato_2_8_L_0 D-COHE=0 LeftWall_32
CHANGE Rilevato_2_8_L_0 D-ADHES=0 LeftWall_32
CHANGE DI1_164_167_L_0 U-COHE=0 LeftWall_32
CHANGE DI1_164_167_L_0 U-ADHES=0 LeftWall_32
CHANGE DI1_164_167_L_0 D-COHE=0 LeftWall_32
CHANGE DI1_164_167_L_0 D-ADHES=0 LeftWall_32
CHANGE DI2_165_168_L_0 U-COHE=1 LeftWall_32
CHANGE DI2_165_168_L_0 U-ADHES=0 LeftWall_32
CHANGE DI2_165_168_L_0 D-COHE=1 LeftWall_32
CHANGE DI2_165_168_L_0 D-ADHES=0 LeftWall_32
SETWALL LeftWall_32
GEOM 0 0
WATER -18 0 -7.5 0 0
ADD WallElement_33
ENDSTEP

STEP Stage2_183
SETWALL LeftWall_32
GEOM 0 -1
WATER -18 0 -7.5 0 0
ENDSTEP

STEP Stage3_283
SETWALL LeftWall_32
GEOM 0 -1
WATER -18 0 -7.5 0 0
ADD Tieback_175
ENDSTEP

STEP Stage4_383
SETWALL LeftWall_32
GEOM 0 -4.6
WATER -18 0 -7.5 0 0
ENDSTEP

STEP Stage5_744
SETWALL LeftWall_32
GEOM 0 -4.1
WATER -18 0 -7.5 0 0
ENDSTEP

STEP Stage6_2841
SETWALL LeftWall_32
```

```
GEOM 0 -4.1
WATER -18 0 -7.5 0 0
ENDSTEP
```

Design Assumption : SLE (Rara/Frequente/Quasi Permanente) - File di Paratie - File di output (.out)

```
+-------------------------------------------------------------------------------------------------------------------------+
|                   PARATIEPLUS(TM)   NLS ENGINE RELEASE  2018.0    FULL VERSION  *Build date:Nov 13, 2017*               |
|                                                                                                                         |
|                          NewProject.BaseDesignSection_28.SLERaraFrequenteQuasiPermanente_1153                           |
|                                    Exe Time : 4 September 2018 18:01:30                                                 |
+-------------------------------------------------------------------------------------------------------------------------+

                  ***********************************************************
                  *                                                         *
                  *  PARATIE PLUS Non-Linear Spring Engine                  *
                  *                                                         *
                  *          AN ELASTOPLASTIC FINITE ELEMENT PROGRAM        *
                  *          FOR FLEXIBLE EARTH-RETAINING STRUCTURES        *
                  *                                                         *
                  *          Written by Ce.A.S. s.r.l. (ITALY)              *
                  *          with the scientific supervision of             *
                  *          Roberto Nova - full professor SOIL MECHANICS   *
                  *          at Politecnico di Milano (ITALY)               *
                  *                                                         *
                  ***********************************************************
                  *                                                         *
                  *  RELEASE   2018.0     *Build date:Nov 13, 2017*    *    *
                  *                                                         *
                  *                                                         *
                  *  Ce.A.S.     S.R.L   CENTRO DI ANALISI STRUTTURALE      *
                  *              VIALE   GIUSTINIANO 10                     *
                  *              20129   M I L A N O  (ITALIA)              *
                  *  TEL.        +39 02 2020221                             *
                  *                                                         *
                  *  email       bruno.becci@ceas.it                        *
                  *  Web Page    www.ceas.it     www.paratieplus.com        *
                  ***********************************************************



 JOB : NewProject.BaseDesignSection_28.SLERaraFrequenteQuasiPermanente_1153
 STARTING
ACCEPTED   <FILE,GENW                                                       >
ACCEPTED   <FILE,PLOTTER,BINARY                                             >
ACCEPTED   <SOLVE TOTAL_STRESS                                              >
ACCEPTED   <PARAM ITEMAX 40                                                 >
ACCEPTED   <CONTROL HINGES 0 0.0001 0.001                                   >


                  ***********************************************************
                  *                                                         *
                  *  WARNING : PORE PRESSURES ARE AUTOMATICALLY COMPUTED    *
                  *    BY THE PROGRAM.                                      *
                  ***********************************************************

PRELIMINARY OPERATIONS CPU TIME     0.00 [sec]
```

```
+-------------------------------------------------------------------------------------------------------------------------+
|                   PARATIEPLUS(TM)   NLS ENGINE RELEASE  2018.0    FULL VERSION  *Build date:Nov 13, 2017*              |
|                                                                                                                         |
|                          NewProject.BaseDesignSection_28.SLERaraFrequenteQuasiPermanente_1153                           |
|                                   Exe Time : 4 September 2018 18:01:30                                                  |
+-------------------------------------------------------------------------------------------------------------------------+


INPUT FILE HAS BEEN GENERATED BY WALGEN PROGRAM


New Project


NO. OF NODAL POINTS (NUMNP) ...................   39
NO. OF COORDINATES  (NCOORD)...................    2
NO. OF NODE DOFS    (NDOF).....................    2
NO. OF EQUATIONS    (NEQ)......................   78
NO. OF CONSTRAINTS CARDS (NVINC)...............    0
NO. OF ELEMENT GROUPS (NEG)....................    4
NO. OF SOLUTION STEPS (NSTE)...................    6
NO. OF ELEMENT SETS ATTACHED TO SLAVE NODES ...    0
NO. OF RECORD FROM WALGEN .....................   99
NO. OF LONG NAMES (LASTNAME) ..................   24
LENGTH UNIT CHOICE ............................    3 (M   )
FORCE  UNIT CHOICE ............................    3 (KN  )
MAX PORE PRESSURE TABLE LENGTH.................    1
NO. OF ELEMENT GROUPS REQUIRING ADD. SLIP DOF .    0


IDOFA (01) =  2  Y-DISPL.F
IDOFA (02) =  4   X-ROT. F

 RELEVANT ITEMS UNITS

 STRESSES                  kPa
 Y-DISPLACEMENTS           m
 ROTATIONS                 RADIANS
 BEAM AND SLAB MOMENTS     kN*m/m
 BEAM SHEAR FORCES         kN/m
 ANCHOR FORCES             kN/m
 AXIAL FORCES IN TRUSSES   kN/m
 AXIAL FORCES SPRINGS      kN/m
 Y-REACTIONS               kN/m
 X-MOMENT REACTIONS        kN*m/m
 ETC.
```

```
+-------------------------------------------------------------------------------------------------------------------------+
|                   PARATIEPLUS(TM)   NLS ENGINE RELEASE  2018.0    FULL VERSION  *Build date:Nov 13, 2017*               |
|                                                                                                                         |
|                         NewProject.BaseDesignSection_28.SLERaraFrequenteQuasiPermanente_1153                            |
|                                  Exe Time : 4 September 2018 18:01:30                                                   |
+-------------------------------------------------------------------------------------------------------------------------+
                   P R E P R O C E S S O R     D A T A

                   N O.  O F   C O M M A N D S     99

    1 : UNIT  m kN
    2 : TITLE New Project
    3 : DELTA 0.2
    4 : option param itemax 40
    5 : option control hinges 0 0.0001 0.001
    6 : WALL LeftWall_32 0 -7.5 0 1
    7 : SOIL 0_L LeftWall_32 -7.5 0 1 0
    8 : SOIL 0_R LeftWall_32 -7.5 0 2 180
    9 : LDATA Rilevato_2_8_L_0 3 LeftWall_32
   10 : ATREST 0.5 0.5 1
   11 : WEIGHT 19 10 10
   12 : PERMEABILITY 0.0001
   13 : RESISTANCE 0 38 0 0 0
   14 : YOUNG 1.5E+04 4.5E+04
   15 : ENDL
   16 : LDATA DI1_164_167_L_0 0 LeftWall_32
   17 : ATREST 0.5 0.5 1
   18 : WEIGHT 16 6 10
   19 : PERMEABILITY 1E-05
   20 : RESISTANCE 0 30 0 0 0
   21 : YOUNG 3E+04 4.8E+04
   22 : ENDL
   23 : LDATA DI2_165_168_L_0 -5 LeftWall_32
   24 : ATREST 0.5 0.5 1
   25 : WEIGHT 16 6 10
   26 : PERMEABILITY 1E-05
   27 : RESISTANCE 1 33 0 0 0
   28 : YOUNG 6.8E+04 1.088E+05
   29 : ENDL
   30 : MATERIAL Fe360_108 2.06E+08
   31 : MATERIAL C2530_104 3.148E+07
   32 : MATERIAL acciaioarmonico_124 2.001E+08
   33 : MATERIAL C2025_103 2.996E+07
   34 : BEAM WallElement_33 LeftWall_32 -7.5 0 C2530_104 0.9794 00 00 0
   35 : WIRE Tieback_175 LeftWall_32 0 acciaioarmonico_124 8.441E-06 138.5 30 0 0
   36 : STRIP LeftWall_32 5 6 1 4 0 20 45
   37 : STRIP LeftWall_32 1 6 11.5 18.5 2.7 20 45
   38 : STEP Stage1_31
   39 : CHANGE Rilevato_2_8_L_0 U-FRICT=38 LeftWall_32
   40 : CHANGE Rilevato_2_8_L_0 D-FRICT=38 LeftWall_32
   41 : CHANGE Rilevato_2_8_L_0 U-KA=0.238 LeftWall_32
   42 : CHANGE Rilevato_2_8_L_0 U-KP=7.232 LeftWall_32
   43 : CHANGE Rilevato_2_8_L_0 D-KA=0.238 LeftWall_32
   44 : CHANGE Rilevato_2_8_L_0 D-KP=7.232 LeftWall_32
   45 : CHANGE DI1_164_167_L_0 U-FRICT=30 LeftWall_32
   46 : CHANGE DI1_164_167_L_0 D-FRICT=30 LeftWall_32
   47 : CHANGE DI1_164_167_L_0 U-KA=0.333 LeftWall_32
   48 : CHANGE DI1_164_167_L_0 U-KP=5.425 LeftWall_32
   49 : CHANGE DI1_164_167_L_0 D-KA=0.333 LeftWall_32
   50 : CHANGE DI1_164_167_L_0 D-KP=4.288 LeftWall_32
   51 : CHANGE DI2_165_168_L_0 U-FRICT=33 LeftWall_32
   52 : CHANGE DI2_165_168_L_0 D-FRICT=33 LeftWall_32
   53 : CHANGE DI2_165_168_L_0 U-KA=0.295 LeftWall_32
   54 : CHANGE DI2_165_168_L_0 U-KP=6.716 LeftWall_32
   55 : CHANGE DI2_165_168_L_0 D-KA=0.295 LeftWall_32
   56 : CHANGE DI2_165_168_L_0 D-KP=5.16 LeftWall_32
   57 : CHANGE Rilevato_2_8_L_0 U-COHE=0 LeftWall_32
   58 : CHANGE Rilevato_2_8_L_0 U-ADHES=0 LeftWall_32
   59 : CHANGE Rilevato_2_8_L_0 D-COHE=0 LeftWall_32
   60 : CHANGE Rilevato_2_8_L_0 D-ADHES=0 LeftWall_32
   61 : CHANGE DI1_164_167_L_0 U-COHE=0 LeftWall_32
```

```
62 : CHANGE DI1_164_167_L_0 U-ADHES=0 LeftWall_32
63 : CHANGE DI1_164_167_L_0 D-COHE=0 LeftWall_32
64 : CHANGE DI1_164_167_L_0 D-ADHES=0 LeftWall_32
65 : CHANGE DI2_165_168_L_0 U-COHE=1 LeftWall_32
66 : CHANGE DI2_165_168_L_0 U-ADHES=0 LeftWall_32
67 : CHANGE DI2_165_168_L_0 D-COHE=1 LeftWall_32
68 : CHANGE DI2_165_168_L_0 D-ADHES=0 LeftWall_32
69 : SETWALL LeftWall_32
70 : GEOM 0 0
71 : WATER -18 0 -7.5 0 0
72 : ADD WallElement_33
73 : ENDSTEP
74 : STEP Stage2_183
75 : SETWALL LeftWall_32
76 : GEOM 0 -1
77 : WATER -18 0 -7.5 0 0
78 : ENDSTEP
79 : STEP Stage3_283
80 : SETWALL LeftWall_32
81 : GEOM 0 -1
82 : WATER -18 0 -7.5 0 0
83 : ADD Tieback_175
84 : ENDSTEP
85 : STEP Stage4_383
86 : SETWALL LeftWall_32
87 : GEOM 0 -4.6
88 : WATER -18 0 -7.5 0 0
89 : ENDSTEP
90 : STEP Stage5_744
91 : SETWALL LeftWall_32
92 : GEOM 0 -4.1
93 : WATER -18 0 -7.5 0 0
94 : ENDSTEP
95 : STEP Stage6_2841
96 : SETWALL LeftWall_32
97 : GEOM 0 -4.1
98 : WATER -18 0 -7.5 0 0
99 : ENDSTEP
```

```
+-----------------------------------------------------------------------------------------------------------------------+
|                  PARATIEPLUS(TM)   NLS ENGINE RELEASE  2018.0    FULL VERSION  *Build date:Nov 13, 2017*              |
|                                                                                                                       |
|                         NewProject.BaseDesignSection_28.SLERaraFrequenteQuasiPermanente_1153                          |
|                                 Exe Time : 4 September 2018 18:01:30                                                  |
+-----------------------------------------------------------------------------------------------------------------------+
N O D A L   P O I N T   D A T A
--------------------------------

NODE     Y-COORD     Z-COORD / NODE     Y-COORD     Z-COORD / NODE     Y-COORD     Z-COORD / NODE     Y-COORD     Z-COORD /

   1  0.0000      0.0000     /    2  0.0000    -0.20000     /    3  0.0000    -0.40000     /    4  0.0000    -0.60000     /
   5  0.0000    -0.80000     /    6  0.0000     -1.0000     /    7  0.0000     -1.2000     /    8  0.0000     -1.4000     /
   9  0.0000     -1.6000     /   10  0.0000     -1.8000     /   11  0.0000     -2.0000     /   12  0.0000     -2.2000     /
  13  0.0000     -2.4000     /   14  0.0000     -2.6000     /   15  0.0000     -2.8000     /   16  0.0000     -3.0000     /
  17  0.0000     -3.2000     /   18  0.0000     -3.4000     /   19  0.0000     -3.6000     /   20  0.0000     -3.8000     /
  21  0.0000     -4.0000     /   22  0.0000     -4.2000     /   23  0.0000     -4.4000     /   24  0.0000     -4.6000     /
  25  0.0000     -4.8000     /   26  0.0000     -5.0000     /   27  0.0000     -5.2000     /   28  0.0000     -5.4000     /
  29  0.0000     -5.6000     /   30  0.0000     -5.8000     /   31  0.0000     -6.0000     /   32  0.0000     -6.2000     /
  33  0.0000     -6.4000     /   34  0.0000     -6.6000     /   35  0.0000     -6.8000     /   36  0.0000     -7.0000     /
  37  0.0000     -7.2000     /   38  0.0000     -7.4000     /   39  0.0000     -7.5000     /
```

```
+-------------------------------------------------------------------------------------------------------------------------------+
|                   PARATIEPLUS(TM)   NLS ENGINE RELEASE  2018.0    FULL VERSION  *Build date:Nov 13, 2017*                     |
|                                                                                                                               |
|                          NewProject.BaseDesignSection_28.SLERaraFrequenteQuasiPermanente_1153                                 |
|                                   Exe Time : 4 September 2018 18:01:30                                                        |
+-------------------------------------------------------------------------------------------------------------------------------+
 ELEMENT GROUP NO.  1

0_L                                                          :
   5  39   0   1   0   0   0   0   0   0   0   0   0   0   0   3   0   0   0   0
.....................................
.........2D PLASTIC SOIL ..........
.....................................

element group behaviour throughout stage analysis

stage   status
------------------
    1   active
    2   active
    3   active
    4   active
    5   active
    6   active

 material set no.    1

 prop( 1) angle              0.00000
 prop( 2) layer as foreseen  1.00000


 material set no.    2

 prop( 1) angle              0.00000
 prop( 2) layer as foreseen  2.00000


 material set no.    3

 prop( 1) angle              0.00000
 prop( 2) layer as foreseen  3.00000


 element data

   el    n  mat      area      .....     .....     .....      flag
-------------------------------------------------------------------

    1    1    2   0.1000     0.000     0.000     0.000     1.000
    2    2    2   0.2000     0.000     0.000     0.000     1.000
    3    3    2   0.2000     0.000     0.000     0.000     1.000
    4    4    2   0.2000     0.000     0.000     0.000     1.000
    5    5    2   0.2000     0.000     0.000     0.000     1.000
    6    6    2   0.2000     0.000     0.000     0.000     1.000
    7    7    2   0.2000     0.000     0.000     0.000     1.000
    8    8    2   0.2000     0.000     0.000     0.000     1.000
    9    9    2   0.2000     0.000     0.000     0.000     1.000
   10   10    2   0.2000     0.000     0.000     0.000     1.000
   11   11    2   0.2000     0.000     0.000     0.000     1.000
   12   12    2   0.2000     0.000     0.000     0.000     1.000
   13   13    2   0.2000     0.000     0.000     0.000     1.000
   14   14    2   0.2000     0.000     0.000     0.000     1.000
   15   15    2   0.2000     0.000     0.000     0.000     1.000
   16   16    2   0.2000     0.000     0.000     0.000     1.000
   17   17    2   0.2000     0.000     0.000     0.000     1.000
   18   18    2   0.2000     0.000     0.000     0.000     1.000
   19   19    2   0.2000     0.000     0.000     0.000     1.000
   20   20    2   0.2000     0.000     0.000     0.000     1.000
   21   21    2   0.2000     0.000     0.000     0.000     1.000
   22   22    2   0.2000     0.000     0.000     0.000     1.000
   23   23    2   0.2000     0.000     0.000     0.000     1.000
```

24	24	2	0.2000	0.000	0.000	0.000	1.000
25	25	2	0.2000	0.000	0.000	0.000	1.000
26	26	2	0.2000	0.000	0.000	0.000	1.000
27	27	3	0.2000	0.000	0.000	0.000	1.000
28	28	3	0.2000	0.000	0.000	0.000	1.000
29	29	3	0.2000	0.000	0.000	0.000	1.000
30	30	3	0.2000	0.000	0.000	0.000	1.000
31	31	3	0.2000	0.000	0.000	0.000	1.000
32	32	3	0.2000	0.000	0.000	0.000	1.000
33	33	3	0.2000	0.000	0.000	0.000	1.000
34	34	3	0.2000	0.000	0.000	0.000	1.000
35	35	3	0.2000	0.000	0.000	0.000	1.000
36	36	3	0.2000	0.000	0.000	0.000	1.000
37	37	3	0.2000	0.000	0.000	0.000	1.000
38	38	3	0.1500	0.000	0.000	0.000	1.000
39	39	3	0.5000E-01	0.000	0.000	0.000	1.000

```
+-----------------------------------------------------------------------------------------------------------------------+
|                   PARATIEPLUS(TM)   NLS ENGINE RELEASE  2018.0    FULL VERSION  *Build date:Nov 13, 2017*              |
|                                                                                                                       |
|                          NewProject.BaseDesignSection_28.SLERaraFrequenteQuasiPermanente_1153                          |
|                                   Exe Time : 4 September 2018 18:01:30                                                |
+-----------------------------------------------------------------------------------------------------------------------+
 ELEMENT GROUP NO.  2

0_R                                                                  :
   5  39   0   1   0   0   0   0   0   0   0   0   0   0   0   3   0   0   0   0
....................................
..........2D PLASTIC SOIL ..........
....................................

element group behaviour throughout stage analysis

stage   status
-------------------
    1   active
    2   active
    3   active
    4   active
    5   active
    6   active

 material set no.    1

 prop( 1) angle              180.000
 prop( 2) layer as foreseen  1.00000


 material set no.    2

 prop( 1) angle              180.000
 prop( 2) layer as foreseen  2.00000


 material set no.    3

 prop( 1) angle              180.000
 prop( 2) layer as foreseen  3.00000


 element data

   el    n  mat      area     .....     .....     .....      flag
-----------------------------------------------------------------

    1    1    2   0.1000     0.000     0.000     0.000     2.000
    2    2    2   0.2000     0.000     0.000     0.000     2.000
    3    3    2   0.2000     0.000     0.000     0.000     2.000
    4    4    2   0.2000     0.000     0.000     0.000     2.000
    5    5    2   0.2000     0.000     0.000     0.000     2.000
    6    6    2   0.2000     0.000     0.000     0.000     2.000
    7    7    2   0.2000     0.000     0.000     0.000     2.000
    8    8    2   0.2000     0.000     0.000     0.000     2.000
    9    9    2   0.2000     0.000     0.000     0.000     2.000
   10   10    2   0.2000     0.000     0.000     0.000     2.000
   11   11    2   0.2000     0.000     0.000     0.000     2.000
   12   12    2   0.2000     0.000     0.000     0.000     2.000
   13   13    2   0.2000     0.000     0.000     0.000     2.000
   14   14    2   0.2000     0.000     0.000     0.000     2.000
   15   15    2   0.2000     0.000     0.000     0.000     2.000
   16   16    2   0.2000     0.000     0.000     0.000     2.000
   17   17    2   0.2000     0.000     0.000     0.000     2.000
   18   18    2   0.2000     0.000     0.000     0.000     2.000
   19   19    2   0.2000     0.000     0.000     0.000     2.000
   20   20    2   0.2000     0.000     0.000     0.000     2.000
   21   21    2   0.2000     0.000     0.000     0.000     2.000
   22   22    2   0.2000     0.000     0.000     0.000     2.000
   23   23    2   0.2000     0.000     0.000     0.000     2.000
```

24	24	2	0.2000	0.000	0.000	0.000	2.000
25	25	2	0.2000	0.000	0.000	0.000	2.000
26	26	2	0.2000	0.000	0.000	0.000	2.000
27	27	3	0.2000	0.000	0.000	0.000	2.000
28	28	3	0.2000	0.000	0.000	0.000	2.000
29	29	3	0.2000	0.000	0.000	0.000	2.000
30	30	3	0.2000	0.000	0.000	0.000	2.000
31	31	3	0.2000	0.000	0.000	0.000	2.000
32	32	3	0.2000	0.000	0.000	0.000	2.000
33	33	3	0.2000	0.000	0.000	0.000	2.000
34	34	3	0.2000	0.000	0.000	0.000	2.000
35	35	3	0.2000	0.000	0.000	0.000	2.000
36	36	3	0.2000	0.000	0.000	0.000	2.000
37	37	3	0.2000	0.000	0.000	0.000	2.000
38	38	3	0.1500	0.000	0.000	0.000	2.000
39	39	3	0.5000E-01	0.000	0.000	0.000	2.000

```
+-----------------------------------------------------------------------------------------------------------------------+
|                   PARATIEPLUS(TM)   NLS ENGINE RELEASE  2018.0    FULL VERSION  *Build date:Nov 13, 2017*              |
|                                                                                                                       |
|                          NewProject.BaseDesignSection_28.SLERaraFrequenteQuasiPermanente_1153                          |
|                                   Exe Time : 4 September 2018 18:01:30                                                |
+-----------------------------------------------------------------------------------------------------------------------+
 ELEMENT GROUP NO.  3

WallElement_33                                                  :
   2  38   0   1   0   0   0   0   0   0   0   0   0   0   0   1   0   0   1   0
....................................
..........2D WALL ELEMENT...........
....................................

element group behaviour throughout stage analysis

stage   status
-------------------
    1   active
    2   active
    3   active
    4   active
    5   active
    6   active

 material set no.    1

 prop( 1) young modulus      0.314800E+08
 prop( 2) modification  time  0.00000
 prop( 3) new young modulus   0.00000
 prop( 4) poisson ratio       0.00000
 prop( 5) future ............0.294300E-43

 no. of step variable items:     1
 step  inertia multipier
--------------------------
    1   1.000
    2   1.000
    3   1.000
    4   1.000
    5   1.000
    6   1.000

 element data

   el   na   nb  mat      erc1      erc2     thick      by-i      by-j
-------------------------------------------------------------

    1    1    2    1    0.000     0.000    0.9794     0.000     0.000
    2    2    3    1    0.000     0.000    0.9794     0.000     0.000
    3    3    4    1    0.000     0.000    0.9794     0.000     0.000
    4    4    5    1    0.000     0.000    0.9794     0.000     0.000
    5    5    6    1    0.000     0.000    0.9794     0.000     0.000
    6    6    7    1    0.000     0.000    0.9794     0.000     0.000
    7    7    8    1    0.000     0.000    0.9794     0.000     0.000
    8    8    9    1    0.000     0.000    0.9794     0.000     0.000
    9    9   10    1    0.000     0.000    0.9794     0.000     0.000
   10   10   11    1    0.000     0.000    0.9794     0.000     0.000
   11   11   12    1    0.000     0.000    0.9794     0.000     0.000
   12   12   13    1    0.000     0.000    0.9794     0.000     0.000
   13   13   14    1    0.000     0.000    0.9794     0.000     0.000
   14   14   15    1    0.000     0.000    0.9794     0.000     0.000
   15   15   16    1    0.000     0.000    0.9794     0.000     0.000
   16   16   17    1    0.000     0.000    0.9794     0.000     0.000
   17   17   18    1    0.000     0.000    0.9794     0.000     0.000
   18   18   19    1    0.000     0.000    0.9794     0.000     0.000
   19   19   20    1    0.000     0.000    0.9794     0.000     0.000
   20   20   21    1    0.000     0.000    0.9794     0.000     0.000
   21   21   22    1    0.000     0.000    0.9794     0.000     0.000
   22   22   23    1    0.000     0.000    0.9794     0.000     0.000
   23   23   24    1    0.000     0.000    0.9794     0.000     0.000
```

24	24	25	1	0.000	0.000	0.9794	0.000	0.000
25	25	26	1	0.000	0.000	0.9794	0.000	0.000
26	26	27	1	0.000	0.000	0.9794	0.000	0.000
27	27	28	1	0.000	0.000	0.9794	0.000	0.000
28	28	29	1	0.000	0.000	0.9794	0.000	0.000
29	29	30	1	0.000	0.000	0.9794	0.000	0.000
30	30	31	1	0.000	0.000	0.9794	0.000	0.000
31	31	32	1	0.000	0.000	0.9794	0.000	0.000
32	32	33	1	0.000	0.000	0.9794	0.000	0.000
33	33	34	1	0.000	0.000	0.9794	0.000	0.000
34	34	35	1	0.000	0.000	0.9794	0.000	0.000
35	35	36	1	0.000	0.000	0.9794	0.000	0.000
36	36	37	1	0.000	0.000	0.9794	0.000	0.000
37	37	38	1	0.000	0.000	0.9794	0.000	0.000
38	38	39	1	0.000	0.000	0.9794	0.000	0.000

```
+-------------------------------------------------------------------------------------------------------------------------------+
|                   PARATIEPLUS(TM)   NLS ENGINE RELEASE  2018.0    FULL VERSION  *Build date:Nov 13, 2017*                    |
|                                                                                                                               |
|                          NewProject.BaseDesignSection_28.SLERaraFrequenteQuasiPermanente_1153                                 |
|                                   Exe Time : 4 September 2018 18:01:30                                                        |
+-------------------------------------------------------------------------------------------------------------------------------+
 ELEMENT GROUP NO.  4

Tieback_175                                                 :
   6   1   0   1   0   0   0   0   0   0   0   0   0   0   0   1   0   0   2   0
.....................................
.........2D POST-TENSION ANCHOR....
.....................................

element group behaviour throughout stage analysis

stage   status
------------------
    1  inactive
    2  inactive
    3   active
    4   active
    5   active
    6   active

 material set no.    1

 prop( 1) angle          30.0000
 prop( 2) young modulus 0.200100E+09
 prop( 3) modification  time  0.00000
 prop( 4) new young modulus   0.00000

 no. of step variable items:     2
 step   -ve lim     +ve lim
------------------------------
    1   0.000       0.000
    2   0.000       0.000
    3   0.000       0.000
    4   0.000       0.000
    5   0.000       0.000
    6   0.000       0.000

 element data

   el    n  mat       a/l     pinit    yieldc    yieldt
-----------------------------------------------------------

    1    1    1   0.8441E-05 138.5     0.000     0.000
```

```
+-------------------------------------------------------------------------------------------------------------------------+
|                   PARATIEPLUS(TM)   NLS ENGINE RELEASE  2018.0    FULL VERSION  *Build date:Nov 13, 2017*              |
|                                                                                                                         |
|                          NewProject.BaseDesignSection_28.SLERaraFrequenteQuasiPermanente_1153                           |
|                                   Exe Time : 4 September 2018 18:01:30                                                  |
+-------------------------------------------------------------------------------------------------------------------------+


NO. OF NODAL LOADS  (NLOAD) ...................    0
NO. OF LOAD CURVES  (NLCUR) ...................   12
MAXIMUM POINTS/LCURVE (NPTM)...................    5
```

```
+-------------------------------------------------------------------------------------------------------------------------+
|                  PARATIEPLUS(TM)   NLS ENGINE RELEASE  2018.0    FULL VERSION  *Build date:Nov 13, 2017*              |
|                                                                                                                         |
|                          NewProject.BaseDesignSection_28.SLERaraFrequenteQuasiPermanente_1153                           |
|                                   Exe Time : 4 September 2018 18:01:30                                                  |
+-------------------------------------------------------------------------------------------------------------------------+
L O A D     D A T A


    LOAD FUNCTION NUMBER   =    1
    NUMBER OF TIME POINTS  =    5

    TIME VALUE      FUNCTION

       0.00000    0.0000E+00
       0.80000    0.0000E+00
       1.00000    0.1000E+01
       1.20000    0.0000E+00
       7.00000    0.0000E+00


    LOAD FUNCTION NUMBER   =    2
    NUMBER OF TIME POINTS  =    5

    TIME VALUE      FUNCTION

       0.00000    0.0000E+00
       1.80000    0.0000E+00
       2.00000    0.1000E+01
       2.20000    0.0000E+00
       7.00000    0.0000E+00


    LOAD FUNCTION NUMBER   =    3
    NUMBER OF TIME POINTS  =    5

    TIME VALUE      FUNCTION

       0.00000    0.0000E+00
       2.80000    0.0000E+00
       3.00000    0.1000E+01
       3.20000    0.0000E+00
       7.00000    0.0000E+00


    LOAD FUNCTION NUMBER   =    4
    NUMBER OF TIME POINTS  =    5

    TIME VALUE      FUNCTION

       0.00000    0.0000E+00
       3.80000    0.0000E+00
       4.00000    0.1000E+01
       4.20000    0.0000E+00
       7.00000    0.0000E+00


    LOAD FUNCTION NUMBER   =    5
    NUMBER OF TIME POINTS  =    5

    TIME VALUE      FUNCTION

       0.00000    0.0000E+00
       4.80000    0.0000E+00
       5.00000    0.1000E+01
       5.20000    0.0000E+00
```

```
   7.00000    0.0000E+00


LOAD FUNCTION NUMBER   =    6
NUMBER OF TIME POINTS  =    5

TIME VALUE      FUNCTION

   0.00000    0.0000E+00
   5.80000    0.0000E+00
   6.00000    0.1000E+01
   6.20000    0.0000E+00
   7.00000    0.0000E+00


LOAD FUNCTION NUMBER   =    7
NUMBER OF TIME POINTS  =    4

TIME VALUE      FUNCTION

   0.00000    0.0000E+00
   0.80000    0.0000E+00
   1.00000    0.1000E+01
   7.00000    0.1000E+01


LOAD FUNCTION NUMBER   =    8
NUMBER OF TIME POINTS  =    4

TIME VALUE      FUNCTION

   0.00000    0.0000E+00
   1.80000    0.0000E+00
   2.00000    0.1000E+01
   7.00000    0.1000E+01


LOAD FUNCTION NUMBER   =    9
NUMBER OF TIME POINTS  =    4

TIME VALUE      FUNCTION

   0.00000    0.0000E+00
   2.80000    0.0000E+00
   3.00000    0.1000E+01
   7.00000    0.1000E+01


LOAD FUNCTION NUMBER   =   10
NUMBER OF TIME POINTS  =    4

TIME VALUE      FUNCTION

   0.00000    0.0000E+00
   3.80000    0.0000E+00
   4.00000    0.1000E+01
   7.00000    0.1000E+01


LOAD FUNCTION NUMBER   =   11
NUMBER OF TIME POINTS  =    4

TIME VALUE      FUNCTION

   0.00000    0.0000E+00
   4.80000    0.0000E+00
   5.00000    0.1000E+01
   7.00000    0.1000E+01
```

```
     LOAD FUNCTION NUMBER   =   12
     NUMBER OF TIME POINTS  =    4

     TIME VALUE      FUNCTION

        0.00000    0.0000E+00
        5.80000    0.0000E+00
        6.00000    0.1000E+01
        7.00000    0.1000E+01


NO. OF DISTRIBUTED LOAD CARDS     0
```

```
+-------------------------------------------------------------------------------------------------------------------------+
|                   PARATIEPLUS(TM)   NLS ENGINE RELEASE  2018.0    FULL VERSION  *Build date:Nov 13, 2017*               |
|                                                                                                                         |
|                          NewProject.BaseDesignSection_28.SLERaraFrequenteQuasiPermanente_1153                           |
|                                   Exe Time : 4 September 2018 18:01:30                                                  |
+-------------------------------------------------------------------------------------------------------------------------+
L O A D     B A L A N C E

STEP     1 TOTAL APPLIED LOAD IN DIR.  2  Y-DISPL.F       0.0000000
STEP     1 TOTAL APPLIED LOAD IN DIR.  4   X-ROT. F       0.0000000

STEP     2 TOTAL APPLIED LOAD IN DIR.  2  Y-DISPL.F       0.0000000
STEP     2 TOTAL APPLIED LOAD IN DIR.  4   X-ROT. F       0.0000000

STEP     3 TOTAL APPLIED LOAD IN DIR.  2  Y-DISPL.F       0.0000000
STEP     3 TOTAL APPLIED LOAD IN DIR.  4   X-ROT. F       0.0000000

STEP     4 TOTAL APPLIED LOAD IN DIR.  2  Y-DISPL.F       0.0000000
STEP     4 TOTAL APPLIED LOAD IN DIR.  4   X-ROT. F       0.0000000

STEP     5 TOTAL APPLIED LOAD IN DIR.  2  Y-DISPL.F       0.0000000
STEP     5 TOTAL APPLIED LOAD IN DIR.  4   X-ROT. F       0.0000000

STEP     6 TOTAL APPLIED LOAD IN DIR.  2  Y-DISPL.F       0.0000000
STEP     6 TOTAL APPLIED LOAD IN DIR.  4   X-ROT. F       0.0000000


                        LOAD INPUT SECTION COMPLETED
```

```
+-------------------------------------------------------------------------------------------------------------------------+
|                   PARATIEPLUS(TM)   NLS ENGINE RELEASE  2018.0    FULL VERSION  *Build date:Nov 13, 2017*              |
|                                                                                                                         |
|                          NewProject.BaseDesignSection_28.SLERaraFrequenteQuasiPermanente_1153                           |
|                                   Exe Time : 4 September 2018 18:01:30                                                  |
+-------------------------------------------------------------------------------------------------------------------------+


NO. OF LAYERS ..............................    3
NO. OF DATA PER LAYER.......................  100
```

```
+-------------------------------------------------------------------------------------------------------------------------+
|                   PARATIEPLUS(TM)   NLS ENGINE RELEASE  2018.0    FULL VERSION  *Build date:Nov 13, 2017*              |
|                                                                                                                         |
|                          NewProject.BaseDesignSection_28.SLERaraFrequenteQuasiPermanente_1153                           |
|                                   Exe Time : 4 September 2018 18:01:30                                                  |
+-------------------------------------------------------------------------------------------------------------------------+

LAYER DESCRIPTORS FOR STEP NO.    1


 NON ZERO LAYER DESCRIPTORS FOR LAYER NO.    1 FOR STEP NO.    1

ITEM NO.   1<NAME    >=  16.000     (BOTH WALLS)
ITEM NO.   2<NATURE  >=  1.0000     (BOTH WALLS)
ITEM NO.   3<LEVEL   >=  3.0000     (BOTH WALLS)
ITEM NO.   4<WALL    >=  1.0000     (BOTH WALLS)
ITEM NO.   5<GAMMAD  >=  19.000     (BOTH WALLS)
ITEM NO.   6<GAMMAB  >=  10.000     (BOTH WALLS)
ITEM NO.   7<GAMMAW  >=  10.000     (BOTH WALLS)
ITEM NO.   9<U-FRICT >=  38.000     (BOTH WALLS)
ITEM NO.  10<U-KA    >= 0.23800     WALL NO.        1
ITEM NO.  11<U-KP    >=  7.2320     WALL NO.        1
ITEM NO.  12<K0-NC   >= 0.50000     (BOTH WALLS)
ITEM NO.  13<NEXP    >= 0.50000     (BOTH WALLS)
ITEM NO.  14<OCR     >=  1.0000     (BOTH WALLS)
ITEM NO.  16<MODEL   >=  1.0000     (BOTH WALLS)
ITEM NO.  17<EVC     >=  15000.     (BOTH WALLS)
ITEM NO.  18<EUR     >=  45000.     (BOTH WALLS)
ITEM NO.  27<U-PERM  >= 0.10000E-03 (BOTH WALLS)
ITEM NO.  52<D-NATURE>=  1.0000     (BOTH WALLS)
ITEM NO.  53<D-LEVEL >=  0.0000     (BOTH WALLS)
ITEM NO.  59<D-FRICT >=  38.000     (BOTH WALLS)
ITEM NO.  60<D-KA    >= 0.23800     WALL NO.        1
ITEM NO.  61<D-KP    >=  7.2320     WALL NO.        1
ITEM NO.  77<D-PERM  >= 0.10000E-03 (BOTH WALLS)

 NON ZERO LAYER DESCRIPTORS FOR LAYER NO.    2 FOR STEP NO.    1

ITEM NO.   1<NAME    >=  17.000     (BOTH WALLS)
ITEM NO.   2<NATURE  >=  1.0000     (BOTH WALLS)
ITEM NO.   3<LEVEL   >=  0.0000     (BOTH WALLS)
ITEM NO.   4<WALL    >=  1.0000     (BOTH WALLS)
ITEM NO.   5<GAMMAD  >=  16.000     (BOTH WALLS)
ITEM NO.   6<GAMMAB  >=  6.0000     (BOTH WALLS)
ITEM NO.   7<GAMMAW  >=  10.000     (BOTH WALLS)
ITEM NO.   9<U-FRICT >=  30.000     (BOTH WALLS)
ITEM NO.  10<U-KA    >= 0.33300     WALL NO.        1
ITEM NO.  11<U-KP    >=  5.4250     WALL NO.        1
ITEM NO.  12<K0-NC   >= 0.50000     (BOTH WALLS)
ITEM NO.  13<NEXP    >= 0.50000     (BOTH WALLS)
ITEM NO.  14<OCR     >=  1.0000     (BOTH WALLS)
ITEM NO.  16<MODEL   >=  1.0000     (BOTH WALLS)
ITEM NO.  17<EVC     >=  30000.     (BOTH WALLS)
ITEM NO.  18<EUR     >=  48000.     (BOTH WALLS)
ITEM NO.  27<U-PERM  >= 0.10000E-04 (BOTH WALLS)
ITEM NO.  52<D-NATURE>=  1.0000     (BOTH WALLS)
ITEM NO.  53<D-LEVEL >=  0.0000     (BOTH WALLS)
ITEM NO.  59<D-FRICT >=  30.000     (BOTH WALLS)
ITEM NO.  60<D-KA    >= 0.33300     WALL NO.        1
ITEM NO.  61<D-KP    >=  4.2880     WALL NO.        1
ITEM NO.  77<D-PERM  >= 0.10000E-04 (BOTH WALLS)

 NON ZERO LAYER DESCRIPTORS FOR LAYER NO.    3 FOR STEP NO.    1

ITEM NO.   1<NAME    >=  18.000     (BOTH WALLS)
ITEM NO.   2<NATURE  >=  1.0000     (BOTH WALLS)
ITEM NO.   3<LEVEL   >= -5.0000     (BOTH WALLS)
ITEM NO.   4<WALL    >=  1.0000     (BOTH WALLS)
ITEM NO.   5<GAMMAD  >=  16.000     (BOTH WALLS)
ITEM NO.   6<GAMMAB  >=  6.0000     (BOTH WALLS)
ITEM NO.   7<GAMMAW  >=  10.000     (BOTH WALLS)
```

```
ITEM NO.   8<U-COHE  >=  1.0000     (BOTH WALLS)
ITEM NO.   9<U-FRICT >=  33.000     (BOTH WALLS)
ITEM NO.  10<U-KA    >= 0.29500     WALL NO.        1
ITEM NO.  11<U-KP    >=  6.7160     WALL NO.        1
ITEM NO.  12<K0-NC   >= 0.50000     (BOTH WALLS)
ITEM NO.  13<NEXP    >= 0.50000     (BOTH WALLS)
ITEM NO.  14<OCR     >=  1.0000     (BOTH WALLS)
ITEM NO.  16<MODEL   >=  1.0000     (BOTH WALLS)
ITEM NO.  17<EVC     >=  68000.     (BOTH WALLS)
ITEM NO.  18<EUR     >= 0.10880E+06 (BOTH WALLS)
ITEM NO.  27<U-PERM  >= 0.10000E-04 (BOTH WALLS)
ITEM NO.  52<D-NATURE>=  1.0000     (BOTH WALLS)
ITEM NO.  53<D-LEVEL >=  0.0000     (BOTH WALLS)
ITEM NO.  58<D-COHE  >=  1.0000     (BOTH WALLS)
ITEM NO.  59<D-FRICT >=  33.000     (BOTH WALLS)
ITEM NO.  60<D-KA    >= 0.29500     WALL NO.        1
ITEM NO.  61<D-KP    >=  5.1600     WALL NO.        1
ITEM NO.  77<D-PERM  >= 0.10000E-04 (BOTH WALLS)

LAYER DESCRIPTORS FOR STEP NO.    2


 NON ZERO LAYER DESCRIPTORS FOR LAYER NO.    1 FOR STEP NO.    2

ITEM NO.   1<NAME    >=  16.000     (BOTH WALLS)
ITEM NO.   2<NATURE  >=  1.0000     (BOTH WALLS)
ITEM NO.   3<LEVEL   >=  3.0000     (BOTH WALLS)
ITEM NO.   4<WALL    >=  1.0000     (BOTH WALLS)
ITEM NO.   5<GAMMAD  >=  19.000     (BOTH WALLS)
ITEM NO.   6<GAMMAB  >=  10.000     (BOTH WALLS)
ITEM NO.   7<GAMMAW  >=  10.000     (BOTH WALLS)
ITEM NO.   9<U-FRICT >=  38.000     (BOTH WALLS)
ITEM NO.  10<U-KA    >= 0.23800     WALL NO.        1
ITEM NO.  11<U-KP    >=  7.2320     WALL NO.        1
ITEM NO.  12<K0-NC   >= 0.50000     (BOTH WALLS)
ITEM NO.  13<NEXP    >= 0.50000     (BOTH WALLS)
ITEM NO.  14<OCR     >=  1.0000     (BOTH WALLS)
ITEM NO.  16<MODEL   >=  1.0000     (BOTH WALLS)
ITEM NO.  17<EVC     >=  15000.     (BOTH WALLS)
ITEM NO.  18<EUR     >=  45000.     (BOTH WALLS)
ITEM NO.  27<U-PERM  >= 0.10000E-03 (BOTH WALLS)
ITEM NO.  52<D-NATURE>=  1.0000     (BOTH WALLS)
ITEM NO.  53<D-LEVEL >=  0.0000     (BOTH WALLS)
ITEM NO.  59<D-FRICT >=  38.000     (BOTH WALLS)
ITEM NO.  60<D-KA    >= 0.23800     WALL NO.        1
ITEM NO.  61<D-KP    >=  7.2320     WALL NO.        1
ITEM NO.  77<D-PERM  >= 0.10000E-03 (BOTH WALLS)

 NON ZERO LAYER DESCRIPTORS FOR LAYER NO.    2 FOR STEP NO.    2

ITEM NO.   1<NAME    >=  17.000     (BOTH WALLS)
ITEM NO.   2<NATURE  >=  1.0000     (BOTH WALLS)
ITEM NO.   3<LEVEL   >=  0.0000     (BOTH WALLS)
ITEM NO.   4<WALL    >=  1.0000     (BOTH WALLS)
ITEM NO.   5<GAMMAD  >=  16.000     (BOTH WALLS)
ITEM NO.   6<GAMMAB  >=  6.0000     (BOTH WALLS)
ITEM NO.   7<GAMMAW  >=  10.000     (BOTH WALLS)
ITEM NO.   9<U-FRICT >=  30.000     (BOTH WALLS)
ITEM NO.  10<U-KA    >= 0.33300     WALL NO.        1
ITEM NO.  11<U-KP    >=  5.4250     WALL NO.        1
ITEM NO.  12<K0-NC   >= 0.50000     (BOTH WALLS)
ITEM NO.  13<NEXP    >= 0.50000     (BOTH WALLS)
ITEM NO.  14<OCR     >=  1.0000     (BOTH WALLS)
ITEM NO.  16<MODEL   >=  1.0000     (BOTH WALLS)
ITEM NO.  17<EVC     >=  30000.     (BOTH WALLS)
ITEM NO.  18<EUR     >=  48000.     (BOTH WALLS)
ITEM NO.  27<U-PERM  >= 0.10000E-04 (BOTH WALLS)
ITEM NO.  52<D-NATURE>=  1.0000     (BOTH WALLS)
ITEM NO.  53<D-LEVEL >=  0.0000     (BOTH WALLS)
ITEM NO.  59<D-FRICT >=  30.000     (BOTH WALLS)
ITEM NO.  60<D-KA    >= 0.33300     WALL NO.        1
ITEM NO.  61<D-KP    >=  4.2880     WALL NO.        1
ITEM NO.  77<D-PERM  >= 0.10000E-04 (BOTH WALLS)
```

```
 NON ZERO LAYER DESCRIPTORS FOR LAYER NO.    3 FOR STEP NO.    2

ITEM NO.   1<NAME    >=  18.000     (BOTH WALLS)
ITEM NO.   2<NATURE  >=  1.0000     (BOTH WALLS)
ITEM NO.   3<LEVEL   >= -5.0000     (BOTH WALLS)
ITEM NO.   4<WALL    >=  1.0000     (BOTH WALLS)
ITEM NO.   5<GAMMAD  >=  16.000     (BOTH WALLS)
ITEM NO.   6<GAMMAB  >=  6.0000     (BOTH WALLS)
ITEM NO.   7<GAMMAW  >=  10.000     (BOTH WALLS)
ITEM NO.   8<U-COHE  >=  1.0000     (BOTH WALLS)
ITEM NO.   9<U-FRICT >=  33.000     (BOTH WALLS)
ITEM NO.  10<U-KA    >= 0.29500     WALL NO.        1
ITEM NO.  11<U-KP    >=  6.7160     WALL NO.        1
ITEM NO.  12<K0-NC   >= 0.50000     (BOTH WALLS)
ITEM NO.  13<NEXP    >= 0.50000     (BOTH WALLS)
ITEM NO.  14<OCR     >=  1.0000     (BOTH WALLS)
ITEM NO.  16<MODEL   >=  1.0000     (BOTH WALLS)
ITEM NO.  17<EVC     >=  68000.     (BOTH WALLS)
ITEM NO.  18<EUR     >= 0.10880E+06 (BOTH WALLS)
ITEM NO.  27<U-PERM  >= 0.10000E-04 (BOTH WALLS)
ITEM NO.  52<D-NATURE>=  1.0000     (BOTH WALLS)
ITEM NO.  53<D-LEVEL >=  0.0000     (BOTH WALLS)
ITEM NO.  58<D-COHE  >=  1.0000     (BOTH WALLS)
ITEM NO.  59<D-FRICT >=  33.000     (BOTH WALLS)
ITEM NO.  60<D-KA    >= 0.29500     WALL NO.        1
ITEM NO.  61<D-KP    >=  5.1600     WALL NO.        1
ITEM NO.  77<D-PERM  >= 0.10000E-04 (BOTH WALLS)

LAYER DESCRIPTORS FOR STEP NO.    3


 NON ZERO LAYER DESCRIPTORS FOR LAYER NO.    1 FOR STEP NO.    3

ITEM NO.   1<NAME    >=  16.000     (BOTH WALLS)
ITEM NO.   2<NATURE  >=  1.0000     (BOTH WALLS)
ITEM NO.   3<LEVEL   >=  3.0000     (BOTH WALLS)
ITEM NO.   4<WALL    >=  1.0000     (BOTH WALLS)
ITEM NO.   5<GAMMAD  >=  19.000     (BOTH WALLS)
ITEM NO.   6<GAMMAB  >=  10.000     (BOTH WALLS)
ITEM NO.   7<GAMMAW  >=  10.000     (BOTH WALLS)
ITEM NO.   9<U-FRICT >=  38.000     (BOTH WALLS)
ITEM NO.  10<U-KA    >= 0.23800     WALL NO.        1
ITEM NO.  11<U-KP    >=  7.2320     WALL NO.        1
ITEM NO.  12<K0-NC   >= 0.50000     (BOTH WALLS)
ITEM NO.  13<NEXP    >= 0.50000     (BOTH WALLS)
ITEM NO.  14<OCR     >=  1.0000     (BOTH WALLS)
ITEM NO.  16<MODEL   >=  1.0000     (BOTH WALLS)
ITEM NO.  17<EVC     >=  15000.     (BOTH WALLS)
ITEM NO.  18<EUR     >=  45000.     (BOTH WALLS)
ITEM NO.  27<U-PERM  >= 0.10000E-03 (BOTH WALLS)
ITEM NO.  52<D-NATURE>=  1.0000     (BOTH WALLS)
ITEM NO.  53<D-LEVEL >=  0.0000     (BOTH WALLS)
ITEM NO.  59<D-FRICT >=  38.000     (BOTH WALLS)
ITEM NO.  60<D-KA    >= 0.23800     WALL NO.        1
ITEM NO.  61<D-KP    >=  7.2320     WALL NO.        1
ITEM NO.  77<D-PERM  >= 0.10000E-03 (BOTH WALLS)

 NON ZERO LAYER DESCRIPTORS FOR LAYER NO.    2 FOR STEP NO.    3

ITEM NO.   1<NAME    >=  17.000     (BOTH WALLS)
ITEM NO.   2<NATURE  >=  1.0000     (BOTH WALLS)
ITEM NO.   3<LEVEL   >=  0.0000     (BOTH WALLS)
ITEM NO.   4<WALL    >=  1.0000     (BOTH WALLS)
ITEM NO.   5<GAMMAD  >=  16.000     (BOTH WALLS)
ITEM NO.   6<GAMMAB  >=  6.0000     (BOTH WALLS)
ITEM NO.   7<GAMMAW  >=  10.000     (BOTH WALLS)
ITEM NO.   9<U-FRICT >=  30.000     (BOTH WALLS)
ITEM NO.  10<U-KA    >= 0.33300     WALL NO.        1
ITEM NO.  11<U-KP    >=  5.4250     WALL NO.        1
ITEM NO.  12<K0-NC   >= 0.50000     (BOTH WALLS)
ITEM NO.  13<NEXP    >= 0.50000     (BOTH WALLS)
ITEM NO.  14<OCR     >=  1.0000     (BOTH WALLS)
ITEM NO.  16<MODEL   >=  1.0000     (BOTH WALLS)
ITEM NO.  17<EVC     >=  30000.     (BOTH WALLS)
```

```
ITEM NO.  18<EUR     >=  48000.     (BOTH WALLS)
ITEM NO.  27<U-PERM  >= 0.10000E-04 (BOTH WALLS)
ITEM NO.  52<D-NATURE>=  1.0000     (BOTH WALLS)
ITEM NO.  53<D-LEVEL >=  0.0000     (BOTH WALLS)
ITEM NO.  59<D-FRICT >=  30.000     (BOTH WALLS)
ITEM NO.  60<D-KA    >= 0.33300     WALL NO.        1
ITEM NO.  61<D-KP    >=  4.2880     WALL NO.        1
ITEM NO.  77<D-PERM  >= 0.10000E-04 (BOTH WALLS)

 NON ZERO LAYER DESCRIPTORS FOR LAYER NO.    3 FOR STEP NO.    3

ITEM NO.   1<NAME    >=  18.000     (BOTH WALLS)
ITEM NO.   2<NATURE  >=  1.0000     (BOTH WALLS)
ITEM NO.   3<LEVEL   >= -5.0000     (BOTH WALLS)
ITEM NO.   4<WALL    >=  1.0000     (BOTH WALLS)
ITEM NO.   5<GAMMAD  >=  16.000     (BOTH WALLS)
ITEM NO.   6<GAMMAB  >=  6.0000     (BOTH WALLS)
ITEM NO.   7<GAMMAW  >=  10.000     (BOTH WALLS)
ITEM NO.   8<U-COHE  >=  1.0000     (BOTH WALLS)
ITEM NO.   9<U-FRICT >=  33.000     (BOTH WALLS)
ITEM NO.  10<U-KA    >= 0.29500     WALL NO.        1
ITEM NO.  11<U-KP    >=  6.7160     WALL NO.        1
ITEM NO.  12<K0-NC   >= 0.50000     (BOTH WALLS)
ITEM NO.  13<NEXP    >= 0.50000     (BOTH WALLS)
ITEM NO.  14<OCR     >=  1.0000     (BOTH WALLS)
ITEM NO.  16<MODEL   >=  1.0000     (BOTH WALLS)
ITEM NO.  17<EVC     >=  68000.     (BOTH WALLS)
ITEM NO.  18<EUR     >= 0.10880E+06 (BOTH WALLS)
ITEM NO.  27<U-PERM  >= 0.10000E-04 (BOTH WALLS)
ITEM NO.  52<D-NATURE>=  1.0000     (BOTH WALLS)
ITEM NO.  53<D-LEVEL >=  0.0000     (BOTH WALLS)
ITEM NO.  58<D-COHE  >=  1.0000     (BOTH WALLS)
ITEM NO.  59<D-FRICT >=  33.000     (BOTH WALLS)
ITEM NO.  60<D-KA    >= 0.29500     WALL NO.        1
ITEM NO.  61<D-KP    >=  5.1600     WALL NO.        1
ITEM NO.  77<D-PERM  >= 0.10000E-04 (BOTH WALLS)

LAYER DESCRIPTORS FOR STEP NO.    4


 NON ZERO LAYER DESCRIPTORS FOR LAYER NO.    1 FOR STEP NO.    4

ITEM NO.   1<NAME    >=  16.000     (BOTH WALLS)
ITEM NO.   2<NATURE  >=  1.0000     (BOTH WALLS)
ITEM NO.   3<LEVEL   >=  3.0000     (BOTH WALLS)
ITEM NO.   4<WALL    >=  1.0000     (BOTH WALLS)
ITEM NO.   5<GAMMAD  >=  19.000     (BOTH WALLS)
ITEM NO.   6<GAMMAB  >=  10.000     (BOTH WALLS)
ITEM NO.   7<GAMMAW  >=  10.000     (BOTH WALLS)
ITEM NO.   9<U-FRICT >=  38.000     (BOTH WALLS)
ITEM NO.  10<U-KA    >= 0.23800     WALL NO.        1
ITEM NO.  11<U-KP    >=  7.2320     WALL NO.        1
ITEM NO.  12<K0-NC   >= 0.50000     (BOTH WALLS)
ITEM NO.  13<NEXP    >= 0.50000     (BOTH WALLS)
ITEM NO.  14<OCR     >=  1.0000     (BOTH WALLS)
ITEM NO.  16<MODEL   >=  1.0000     (BOTH WALLS)
ITEM NO.  17<EVC     >=  15000.     (BOTH WALLS)
ITEM NO.  18<EUR     >=  45000.     (BOTH WALLS)
ITEM NO.  27<U-PERM  >= 0.10000E-03 (BOTH WALLS)
ITEM NO.  52<D-NATURE>=  1.0000     (BOTH WALLS)
ITEM NO.  53<D-LEVEL >=  0.0000     (BOTH WALLS)
ITEM NO.  59<D-FRICT >=  38.000     (BOTH WALLS)
ITEM NO.  60<D-KA    >= 0.23800     WALL NO.        1
ITEM NO.  61<D-KP    >=  7.2320     WALL NO.        1
ITEM NO.  77<D-PERM  >= 0.10000E-03 (BOTH WALLS)

 NON ZERO LAYER DESCRIPTORS FOR LAYER NO.    2 FOR STEP NO.    4

ITEM NO.   1<NAME    >=  17.000     (BOTH WALLS)
ITEM NO.   2<NATURE  >=  1.0000     (BOTH WALLS)
ITEM NO.   3<LEVEL   >=  0.0000     (BOTH WALLS)
ITEM NO.   4<WALL    >=  1.0000     (BOTH WALLS)
ITEM NO.   5<GAMMAD  >=  16.000     (BOTH WALLS)
ITEM NO.   6<GAMMAB  >=  6.0000     (BOTH WALLS)
```

```
ITEM NO.   7<GAMMAW  >=  10.000     (BOTH WALLS)
ITEM NO.   9<U-FRICT >=  30.000     (BOTH WALLS)
ITEM NO.  10<U-KA    >= 0.33300     WALL NO.        1
ITEM NO.  11<U-KP    >=  5.4250     WALL NO.        1
ITEM NO.  12<K0-NC   >= 0.50000     (BOTH WALLS)
ITEM NO.  13<NEXP    >= 0.50000     (BOTH WALLS)
ITEM NO.  14<OCR     >=  1.0000     (BOTH WALLS)
ITEM NO.  16<MODEL   >=  1.0000     (BOTH WALLS)
ITEM NO.  17<EVC     >=  30000.     (BOTH WALLS)
ITEM NO.  18<EUR     >=  48000.     (BOTH WALLS)
ITEM NO.  27<U-PERM  >= 0.10000E-04 (BOTH WALLS)
ITEM NO.  52<D-NATURE>=  1.0000     (BOTH WALLS)
ITEM NO.  53<D-LEVEL >=  0.0000     (BOTH WALLS)
ITEM NO.  59<D-FRICT >=  30.000     (BOTH WALLS)
ITEM NO.  60<D-KA    >= 0.33300     WALL NO.        1
ITEM NO.  61<D-KP    >=  4.2880     WALL NO.        1
ITEM NO.  77<D-PERM  >= 0.10000E-04 (BOTH WALLS)

 NON ZERO LAYER DESCRIPTORS FOR LAYER NO.    3 FOR STEP NO.    4

ITEM NO.   1<NAME    >=  18.000     (BOTH WALLS)
ITEM NO.   2<NATURE  >=  1.0000     (BOTH WALLS)
ITEM NO.   3<LEVEL   >= -5.0000     (BOTH WALLS)
ITEM NO.   4<WALL    >=  1.0000     (BOTH WALLS)
ITEM NO.   5<GAMMAD  >=  16.000     (BOTH WALLS)
ITEM NO.   6<GAMMAB  >=  6.0000     (BOTH WALLS)
ITEM NO.   7<GAMMAW  >=  10.000     (BOTH WALLS)
ITEM NO.   8<U-COHE  >=  1.0000     (BOTH WALLS)
ITEM NO.   9<U-FRICT >=  33.000     (BOTH WALLS)
ITEM NO.  10<U-KA    >= 0.29500     WALL NO.        1
ITEM NO.  11<U-KP    >=  6.7160     WALL NO.        1
ITEM NO.  12<K0-NC   >= 0.50000     (BOTH WALLS)
ITEM NO.  13<NEXP    >= 0.50000     (BOTH WALLS)
ITEM NO.  14<OCR     >=  1.0000     (BOTH WALLS)
ITEM NO.  16<MODEL   >=  1.0000     (BOTH WALLS)
ITEM NO.  17<EVC     >=  68000.     (BOTH WALLS)
ITEM NO.  18<EUR     >= 0.10880E+06 (BOTH WALLS)
ITEM NO.  27<U-PERM  >= 0.10000E-04 (BOTH WALLS)
ITEM NO.  52<D-NATURE>=  1.0000     (BOTH WALLS)
ITEM NO.  53<D-LEVEL >=  0.0000     (BOTH WALLS)
ITEM NO.  58<D-COHE  >=  1.0000     (BOTH WALLS)
ITEM NO.  59<D-FRICT >=  33.000     (BOTH WALLS)
ITEM NO.  60<D-KA    >= 0.29500     WALL NO.        1
ITEM NO.  61<D-KP    >=  5.1600     WALL NO.        1
ITEM NO.  77<D-PERM  >= 0.10000E-04 (BOTH WALLS)

LAYER DESCRIPTORS FOR STEP NO.    5

 NON ZERO LAYER DESCRIPTORS FOR LAYER NO.    1 FOR STEP NO.    5

ITEM NO.   1<NAME    >=  16.000     (BOTH WALLS)
ITEM NO.   2<NATURE  >=  1.0000     (BOTH WALLS)
ITEM NO.   3<LEVEL   >=  3.0000     (BOTH WALLS)
ITEM NO.   4<WALL    >=  1.0000     (BOTH WALLS)
ITEM NO.   5<GAMMAD  >=  19.000     (BOTH WALLS)
ITEM NO.   6<GAMMAB  >=  10.000     (BOTH WALLS)
ITEM NO.   7<GAMMAW  >=  10.000     (BOTH WALLS)
ITEM NO.   9<U-FRICT >=  38.000     (BOTH WALLS)
ITEM NO.  10<U-KA    >= 0.23800     WALL NO.        1
ITEM NO.  11<U-KP    >=  7.2320     WALL NO.        1
ITEM NO.  12<K0-NC   >= 0.50000     (BOTH WALLS)
ITEM NO.  13<NEXP    >= 0.50000     (BOTH WALLS)
ITEM NO.  14<OCR     >=  1.0000     (BOTH WALLS)
ITEM NO.  16<MODEL   >=  1.0000     (BOTH WALLS)
ITEM NO.  17<EVC     >=  15000.     (BOTH WALLS)
ITEM NO.  18<EUR     >=  45000.     (BOTH WALLS)
ITEM NO.  27<U-PERM  >= 0.10000E-03 (BOTH WALLS)
ITEM NO.  52<D-NATURE>=  1.0000     (BOTH WALLS)
ITEM NO.  53<D-LEVEL >=  0.0000     (BOTH WALLS)
ITEM NO.  59<D-FRICT >=  38.000     (BOTH WALLS)
ITEM NO.  60<D-KA    >= 0.23800     WALL NO.        1
ITEM NO.  61<D-KP    >=  7.2320     WALL NO.        1
ITEM NO.  77<D-PERM  >= 0.10000E-03 (BOTH WALLS)
```

```
 NON ZERO LAYER DESCRIPTORS FOR LAYER NO.    2 FOR STEP NO.    5

ITEM NO.   1<NAME    >=  17.000     (BOTH WALLS)
ITEM NO.   2<NATURE  >=  1.0000     (BOTH WALLS)
ITEM NO.   3<LEVEL   >=  0.0000     (BOTH WALLS)
ITEM NO.   4<WALL    >=  1.0000     (BOTH WALLS)
ITEM NO.   5<GAMMAD  >=  16.000     (BOTH WALLS)
ITEM NO.   6<GAMMAB  >=  6.0000     (BOTH WALLS)
ITEM NO.   7<GAMMAW  >=  10.000     (BOTH WALLS)
ITEM NO.   9<U-FRICT >=  30.000     (BOTH WALLS)
ITEM NO.  10<U-KA    >= 0.33300     WALL NO.        1
ITEM NO.  11<U-KP    >=  5.4250     WALL NO.        1
ITEM NO.  12<K0-NC   >= 0.50000     (BOTH WALLS)
ITEM NO.  13<NEXP    >= 0.50000     (BOTH WALLS)
ITEM NO.  14<OCR     >=  1.0000     (BOTH WALLS)
ITEM NO.  16<MODEL   >=  1.0000     (BOTH WALLS)
ITEM NO.  17<EVC     >=  30000.     (BOTH WALLS)
ITEM NO.  18<EUR     >=  48000.     (BOTH WALLS)
ITEM NO.  27<U-PERM  >= 0.10000E-04 (BOTH WALLS)
ITEM NO.  52<D-NATURE>=  1.0000     (BOTH WALLS)
ITEM NO.  53<D-LEVEL >=  0.0000     (BOTH WALLS)
ITEM NO.  59<D-FRICT >=  30.000     (BOTH WALLS)
ITEM NO.  60<D-KA    >= 0.33300     WALL NO.        1
ITEM NO.  61<D-KP    >=  4.2880     WALL NO.        1
ITEM NO.  77<D-PERM  >= 0.10000E-04 (BOTH WALLS)

 NON ZERO LAYER DESCRIPTORS FOR LAYER NO.    3 FOR STEP NO.    5

ITEM NO.   1<NAME    >=  18.000     (BOTH WALLS)
ITEM NO.   2<NATURE  >=  1.0000     (BOTH WALLS)
ITEM NO.   3<LEVEL   >= -5.0000     (BOTH WALLS)
ITEM NO.   4<WALL    >=  1.0000     (BOTH WALLS)
ITEM NO.   5<GAMMAD  >=  16.000     (BOTH WALLS)
ITEM NO.   6<GAMMAB  >=  6.0000     (BOTH WALLS)
ITEM NO.   7<GAMMAW  >=  10.000     (BOTH WALLS)
ITEM NO.   8<U-COHE  >=  1.0000     (BOTH WALLS)
ITEM NO.   9<U-FRICT >=  33.000     (BOTH WALLS)
ITEM NO.  10<U-KA    >= 0.29500     WALL NO.        1
ITEM NO.  11<U-KP    >=  6.7160     WALL NO.        1
ITEM NO.  12<K0-NC   >= 0.50000     (BOTH WALLS)
ITEM NO.  13<NEXP    >= 0.50000     (BOTH WALLS)
ITEM NO.  14<OCR     >=  1.0000     (BOTH WALLS)
ITEM NO.  16<MODEL   >=  1.0000     (BOTH WALLS)
ITEM NO.  17<EVC     >=  68000.     (BOTH WALLS)
ITEM NO.  18<EUR     >= 0.10880E+06 (BOTH WALLS)
ITEM NO.  27<U-PERM  >= 0.10000E-04 (BOTH WALLS)
ITEM NO.  52<D-NATURE>=  1.0000     (BOTH WALLS)
ITEM NO.  53<D-LEVEL >=  0.0000     (BOTH WALLS)
ITEM NO.  58<D-COHE  >=  1.0000     (BOTH WALLS)
ITEM NO.  59<D-FRICT >=  33.000     (BOTH WALLS)
ITEM NO.  60<D-KA    >= 0.29500     WALL NO.        1
ITEM NO.  61<D-KP    >=  5.1600     WALL NO.        1
ITEM NO.  77<D-PERM  >= 0.10000E-04 (BOTH WALLS)

LAYER DESCRIPTORS FOR STEP NO.    6

 NON ZERO LAYER DESCRIPTORS FOR LAYER NO.    1 FOR STEP NO.    6

ITEM NO.   1<NAME    >=  16.000     (BOTH WALLS)
ITEM NO.   2<NATURE  >=  1.0000     (BOTH WALLS)
ITEM NO.   3<LEVEL   >=  3.0000     (BOTH WALLS)
ITEM NO.   4<WALL    >=  1.0000     (BOTH WALLS)
ITEM NO.   5<GAMMAD  >=  19.000     (BOTH WALLS)
ITEM NO.   6<GAMMAB  >=  10.000     (BOTH WALLS)
ITEM NO.   7<GAMMAW  >=  10.000     (BOTH WALLS)
ITEM NO.   9<U-FRICT >=  38.000     (BOTH WALLS)
ITEM NO.  10<U-KA    >= 0.23800     WALL NO.        1
ITEM NO.  11<U-KP    >=  7.2320     WALL NO.        1
ITEM NO.  12<K0-NC   >= 0.50000     (BOTH WALLS)
ITEM NO.  13<NEXP    >= 0.50000     (BOTH WALLS)
ITEM NO.  14<OCR     >=  1.0000     (BOTH WALLS)
ITEM NO.  16<MODEL   >=  1.0000     (BOTH WALLS)
```

```
ITEM NO.  17<EVC     >=  15000.     (BOTH WALLS)
ITEM NO.  18<EUR     >=  45000.     (BOTH WALLS)
ITEM NO.  27<U-PERM  >= 0.10000E-03 (BOTH WALLS)
ITEM NO.  52<D-NATURE>=  1.0000     (BOTH WALLS)
ITEM NO.  53<D-LEVEL >=  0.0000     (BOTH WALLS)
ITEM NO.  59<D-FRICT >=  38.000     (BOTH WALLS)
ITEM NO.  60<D-KA    >= 0.23800     WALL NO.        1
ITEM NO.  61<D-KP    >=  7.2320     WALL NO.        1
ITEM NO.  77<D-PERM  >= 0.10000E-03 (BOTH WALLS)

 NON ZERO LAYER DESCRIPTORS FOR LAYER NO.    2 FOR STEP NO.    6

ITEM NO.   1<NAME    >=  17.000     (BOTH WALLS)
ITEM NO.   2<NATURE  >=  1.0000     (BOTH WALLS)
ITEM NO.   3<LEVEL   >=  0.0000     (BOTH WALLS)
ITEM NO.   4<WALL    >=  1.0000     (BOTH WALLS)
ITEM NO.   5<GAMMAD  >=  16.000     (BOTH WALLS)
ITEM NO.   6<GAMMAB  >=  6.0000     (BOTH WALLS)
ITEM NO.   7<GAMMAW  >=  10.000     (BOTH WALLS)
ITEM NO.   9<U-FRICT >=  30.000     (BOTH WALLS)
ITEM NO.  10<U-KA    >= 0.33300     WALL NO.        1
ITEM NO.  11<U-KP    >=  5.4250     WALL NO.        1
ITEM NO.  12<K0-NC   >= 0.50000     (BOTH WALLS)
ITEM NO.  13<NEXP    >= 0.50000     (BOTH WALLS)
ITEM NO.  14<OCR     >=  1.0000     (BOTH WALLS)
ITEM NO.  16<MODEL   >=  1.0000     (BOTH WALLS)
ITEM NO.  17<EVC     >=  30000.     (BOTH WALLS)
ITEM NO.  18<EUR     >=  48000.     (BOTH WALLS)
ITEM NO.  27<U-PERM  >= 0.10000E-04 (BOTH WALLS)
ITEM NO.  52<D-NATURE>=  1.0000     (BOTH WALLS)
ITEM NO.  53<D-LEVEL >=  0.0000     (BOTH WALLS)
ITEM NO.  59<D-FRICT >=  30.000     (BOTH WALLS)
ITEM NO.  60<D-KA    >= 0.33300     WALL NO.        1
ITEM NO.  61<D-KP    >=  4.2880     WALL NO.        1
ITEM NO.  77<D-PERM  >= 0.10000E-04 (BOTH WALLS)

 NON ZERO LAYER DESCRIPTORS FOR LAYER NO.    3 FOR STEP NO.    6

ITEM NO.   1<NAME    >=  18.000     (BOTH WALLS)
ITEM NO.   2<NATURE  >=  1.0000     (BOTH WALLS)
ITEM NO.   3<LEVEL   >= -5.0000     (BOTH WALLS)
ITEM NO.   4<WALL    >=  1.0000     (BOTH WALLS)
ITEM NO.   5<GAMMAD  >=  16.000     (BOTH WALLS)
ITEM NO.   6<GAMMAB  >=  6.0000     (BOTH WALLS)
ITEM NO.   7<GAMMAW  >=  10.000     (BOTH WALLS)
ITEM NO.   8<U-COHE  >=  1.0000     (BOTH WALLS)
ITEM NO.   9<U-FRICT >=  33.000     (BOTH WALLS)
ITEM NO.  10<U-KA    >= 0.29500     WALL NO.        1
ITEM NO.  11<U-KP    >=  6.7160     WALL NO.        1
ITEM NO.  12<K0-NC   >= 0.50000     (BOTH WALLS)
ITEM NO.  13<NEXP    >= 0.50000     (BOTH WALLS)
ITEM NO.  14<OCR     >=  1.0000     (BOTH WALLS)
ITEM NO.  16<MODEL   >=  1.0000     (BOTH WALLS)
ITEM NO.  17<EVC     >=  68000.     (BOTH WALLS)
ITEM NO.  18<EUR     >= 0.10880E+06 (BOTH WALLS)
ITEM NO.  27<U-PERM  >= 0.10000E-04 (BOTH WALLS)
ITEM NO.  52<D-NATURE>=  1.0000     (BOTH WALLS)
ITEM NO.  53<D-LEVEL >=  0.0000     (BOTH WALLS)
ITEM NO.  58<D-COHE  >=  1.0000     (BOTH WALLS)
ITEM NO.  59<D-FRICT >=  33.000     (BOTH WALLS)
ITEM NO.  60<D-KA    >= 0.29500     WALL NO.        1
ITEM NO.  61<D-KP    >=  5.1600     WALL NO.        1
ITEM NO.  77<D-PERM  >= 0.10000E-04 (BOTH WALLS)


DEFAULT WATER UNIT WEIGHT =  10.000
AVERAGED ON    18 VALUES
```

```
+-----------------------------------------------------------------------------------------------------------------------+
|                   PARATIEPLUS(TM)   NLS ENGINE RELEASE  2018.0    FULL VERSION  *Build date:Nov 13, 2017*              |
|                                                                                                                       |
|                          NewProject.BaseDesignSection_28.SLERaraFrequenteQuasiPermanente_1153                          |
|                                   Exe Time : 4 September 2018 18:01:30                                                |
+-----------------------------------------------------------------------------------------------------------------------+

PHASE DESCRIPTORS


STEP  NO.     1
                                        LEFT WALL    RIGHT WALL
Y                                        0.000       -0.9990E+30
Z-PC                                     0.000         0.000
Z-EXCAVATION                             0.000         0.000
Z-WATER_TABLE                           -18.00       -0.9990E+30
Q_AT_THE_FREE_FIELD_LEVEL                0.000         0.000
ZQ                                       0.000         0.000
DZW_OF_THE_WATER_TABLE                   0.000         0.000
QS_ON_THE_EXCAVATION_SIDE                0.000         0.000
ZQS                                     -0.9990E+30   -0.9990E+30
ZCUT                                     0.000         0.000
BALANCE LEVEL FOR PORE PRESSURES        -7.500        -7.500
WATER_BEHAVIOUR_FLAG (LINING OPT)        0.000         0.000
PORE_UPDATE_FLAG                         0.000         0.000
PORE_TAB. _FLAG (gt.0= use tabs)         0.000         0.000
lateral thrusts reduction elevatio       0.000         0.000
Downhill reduction factor for effe       0.000         0.000
Downhill reduction factor for pore       0.000         0.000
Uphill reduction factor for effect       0.000         0.000
Uphill reduction factor for pore p       0.000         0.000
SEISMIC HORIZONTAL ACCEL. Kh [g]         0.000         0.000
UPHILL VERTICAL ACCEL.  Kv_uh [g]        0.000         0.000
DOWNHILL VERTICAL ACCEL.Kv_dh [g]        0.000         0.000
UPHILL BETA ANGLE (SLOPE) [deg]          0.000         0.000
UPHILL DELTA/PHI RATIO                   0.000         0.000
DOWNHILL BETA ANGLE (SLOPE) [deg]        0.000         0.000
DOWNHILL DELTA/PHI RATIO                 0.000         0.000
DYN.WATER BEHAVIOUR                      0.000         0.000
Excess pore pressure RATIO Ru            0.000         0.000
SEISMIC PRESSURE LOWER VALUE             0.000         0.000
SEISMIC PRESSURE UPPER VALUE             0.000         0.000
SEISMIC PRESSURE LOWER LEVEL             0.000         0.000
SEISMIC PRESSURE UPPER LEVEL             0.000         0.000

=====================================================================================================end of step    1


STEP  NO.     2
                                        LEFT WALL    RIGHT WALL
Y                                        0.000       -0.9990E+30
Z-PC                                     0.000         0.000
Z-EXCAVATION                            -1.000         0.000
Z-WATER_TABLE                           -18.00       -0.9990E+30
Q_AT_THE_FREE_FIELD_LEVEL                0.000         0.000
ZQ                                       0.000         0.000
DZW_OF_THE_WATER_TABLE                   0.000         0.000
QS_ON_THE_EXCAVATION_SIDE                0.000         0.000
ZQS                                     -0.9990E+30   -0.9990E+30
ZCUT                                     0.000         0.000
BALANCE LEVEL FOR PORE PRESSURES        -7.500        -7.500
WATER_BEHAVIOUR_FLAG (LINING OPT)        0.000         0.000
PORE_UPDATE_FLAG                         0.000         0.000
PORE_TAB. _FLAG (gt.0= use tabs)         0.000         0.000
lateral thrusts reduction elevatio       0.000         0.000
Downhill reduction factor for effe       0.000         0.000
Downhill reduction factor for pore       0.000         0.000
Uphill reduction factor for effect       0.000         0.000
Uphill reduction factor for pore p       0.000         0.000
SEISMIC HORIZONTAL ACCEL. Kh [g]         0.000         0.000
UPHILL VERTICAL ACCEL.  Kv_uh [g]        0.000         0.000
```

DOWNHILL VERTICAL ACCEL.Kv_dh [g]	0.000	0.000
UPHILL BETA ANGLE (SLOPE) [deg]	0.000	0.000
UPHILL DELTA/PHI RATIO	0.000	0.000
DOWNHILL BETA ANGLE (SLOPE) [deg]	0.000	0.000
DOWNHILL DELTA/PHI RATIO	0.000	0.000
DYN.WATER BEHAVIOUR	0.000	0.000
Excess pore pressure RATIO Ru	0.000	0.000
SEISMIC PRESSURE LOWER VALUE	0.000	0.000
SEISMIC PRESSURE UPPER VALUE	0.000	0.000
SEISMIC PRESSURE LOWER LEVEL	0.000	0.000
SEISMIC PRESSURE UPPER LEVEL	0.000	0.000

==========end of step 2

STEP NO. 3

	LEFT WALL	RIGHT WALL
Y	0.000	-0.9990E+30
Z-PC	0.000	0.000
Z-EXCAVATION	-1.000	0.000
Z-WATER_TABLE	-18.00	-0.9990E+30
Q_AT_THE_FREE_FIELD_LEVEL	0.000	0.000
ZQ	0.000	0.000
DZW_OF_THE_WATER_TABLE	0.000	0.000
QS_ON_THE_EXCAVATION_SIDE	0.000	0.000
ZQS	-0.9990E+30	-0.9990E+30
ZCUT	0.000	0.000
BALANCE LEVEL FOR PORE PRESSURES	-7.500	-7.500
WATER_BEHAVIOUR_FLAG (LINING OPT)	0.000	0.000
PORE_UPDATE_FLAG	0.000	0.000
PORE_TAB. _FLAG (gt.0= use tabs)	0.000	0.000
lateral thrusts reduction elevatio	0.000	0.000
Downhill reduction factor for effe	0.000	0.000
Downhill reduction factor for pore	0.000	0.000
Uphill reduction factor for effect	0.000	0.000
Uphill reduction factor for pore p	0.000	0.000
SEISMIC HORIZONTAL ACCEL. Kh [g]	0.000	0.000
UPHILL VERTICAL ACCEL. Kv_uh [g]	0.000	0.000
DOWNHILL VERTICAL ACCEL.Kv_dh [g]	0.000	0.000
UPHILL BETA ANGLE (SLOPE) [deg]	0.000	0.000
UPHILL DELTA/PHI RATIO	0.000	0.000
DOWNHILL BETA ANGLE (SLOPE) [deg]	0.000	0.000
DOWNHILL DELTA/PHI RATIO	0.000	0.000
DYN.WATER BEHAVIOUR	0.000	0.000
Excess pore pressure RATIO Ru	0.000	0.000
SEISMIC PRESSURE LOWER VALUE	0.000	0.000
SEISMIC PRESSURE UPPER VALUE	0.000	0.000
SEISMIC PRESSURE LOWER LEVEL	0.000	0.000
SEISMIC PRESSURE UPPER LEVEL	0.000	0.000

==========end of step 3

STEP NO. 4

	LEFT WALL	RIGHT WALL
Y	0.000	-0.9990E+30
Z-PC	0.000	0.000
Z-EXCAVATION	-4.600	0.000
Z-WATER_TABLE	-18.00	-0.9990E+30
Q_AT_THE_FREE_FIELD_LEVEL	0.000	0.000
ZQ	0.000	0.000
DZW_OF_THE_WATER_TABLE	0.000	0.000
QS_ON_THE_EXCAVATION_SIDE	0.000	0.000
ZQS	-0.9990E+30	-0.9990E+30
ZCUT	0.000	0.000
BALANCE LEVEL FOR PORE PRESSURES	-7.500	-7.500
WATER_BEHAVIOUR_FLAG (LINING OPT)	0.000	0.000
PORE_UPDATE_FLAG	0.000	0.000
PORE_TAB. _FLAG (gt.0= use tabs)	0.000	0.000
lateral thrusts reduction elevatio	0.000	0.000
Downhill reduction factor for effe	0.000	0.000
Downhill reduction factor for pore	0.000	0.000
Uphill reduction factor for effect	0.000	0.000
Uphill reduction factor for pore p	0.000	0.000

SEISMIC HORIZONTAL ACCEL. Kh [g]	0.000	0.000
UPHILL VERTICAL ACCEL. Kv_uh [g]	0.000	0.000
DOWNHILL VERTICAL ACCEL.Kv_dh [g]	0.000	0.000
UPHILL BETA ANGLE (SLOPE) [deg]	0.000	0.000
UPHILL DELTA/PHI RATIO	0.000	0.000
DOWNHILL BETA ANGLE (SLOPE) [deg]	0.000	0.000
DOWNHILL DELTA/PHI RATIO	0.000	0.000
DYN.WATER BEHAVIOUR	0.000	0.000
Excess pore pressure RATIO Ru	0.000	0.000
SEISMIC PRESSURE LOWER VALUE	0.000	0.000
SEISMIC PRESSURE UPPER VALUE	0.000	0.000
SEISMIC PRESSURE LOWER LEVEL	0.000	0.000
SEISMIC PRESSURE UPPER LEVEL	0.000	0.000

==========end of step 4

STEP NO. 5

	LEFT WALL	RIGHT WALL
Y	0.000	-0.9990E+30
Z-PC	0.000	0.000
Z-EXCAVATION	-4.100	0.000
Z-WATER_TABLE	-18.00	-0.9990E+30
Q_AT_THE_FREE_FIELD_LEVEL	0.000	0.000
ZQ	0.000	0.000
DZW_OF_THE_WATER_TABLE	0.000	0.000
QS_ON_THE_EXCAVATION_SIDE	0.000	0.000
ZQS	-0.9990E+30	-0.9990E+30
ZCUT	0.000	0.000
BALANCE LEVEL FOR PORE PRESSURES	-7.500	-7.500
WATER_BEHAVIOUR_FLAG (LINING OPT)	0.000	0.000
PORE_UPDATE_FLAG	0.000	0.000
PORE_TAB. _FLAG (gt.0= use tabs)	0.000	0.000
lateral thrusts reduction elevatio	0.000	0.000
Downhill reduction factor for effe	0.000	0.000
Downhill reduction factor for pore	0.000	0.000
Uphill reduction factor for effect	0.000	0.000
Uphill reduction factor for pore p	0.000	0.000
SEISMIC HORIZONTAL ACCEL. Kh [g]	0.000	0.000
UPHILL VERTICAL ACCEL. Kv_uh [g]	0.000	0.000
DOWNHILL VERTICAL ACCEL.Kv_dh [g]	0.000	0.000
UPHILL BETA ANGLE (SLOPE) [deg]	0.000	0.000
UPHILL DELTA/PHI RATIO	0.000	0.000
DOWNHILL BETA ANGLE (SLOPE) [deg]	0.000	0.000
DOWNHILL DELTA/PHI RATIO	0.000	0.000
DYN.WATER BEHAVIOUR	0.000	0.000
Excess pore pressure RATIO Ru	0.000	0.000
SEISMIC PRESSURE LOWER VALUE	0.000	0.000
SEISMIC PRESSURE UPPER VALUE	0.000	0.000
SEISMIC PRESSURE LOWER LEVEL	0.000	0.000
SEISMIC PRESSURE UPPER LEVEL	0.000	0.000

==========end of step 5

STEP NO. 6

	LEFT WALL	RIGHT WALL
Y	0.000	-0.9990E+30
Z-PC	0.000	0.000
Z-EXCAVATION	-4.100	0.000
Z-WATER_TABLE	-18.00	-0.9990E+30
Q_AT_THE_FREE_FIELD_LEVEL	0.000	0.000
ZQ	0.000	0.000
DZW_OF_THE_WATER_TABLE	0.000	0.000
QS_ON_THE_EXCAVATION_SIDE	0.000	0.000
ZQS	-0.9990E+30	-0.9990E+30
ZCUT	0.000	0.000
BALANCE LEVEL FOR PORE PRESSURES	-7.500	-7.500
WATER_BEHAVIOUR_FLAG (LINING OPT)	0.000	0.000
PORE_UPDATE_FLAG	0.000	0.000
PORE_TAB. _FLAG (gt.0= use tabs)	0.000	0.000
lateral thrusts reduction elevatio	0.000	0.000
Downhill reduction factor for effe	0.000	0.000
Downhill reduction factor for pore	0.000	0.000

```
Uphill reduction factor for effect      0.000         0.000
Uphill reduction factor for pore p      0.000         0.000
SEISMIC HORIZONTAL ACCEL. Kh [g]        0.000         0.000
UPHILL VERTICAL ACCEL.  Kv_uh [g]       0.000         0.000
DOWNHILL VERTICAL ACCEL.Kv_dh [g]       0.000         0.000
UPHILL BETA ANGLE (SLOPE) [deg]         0.000         0.000
UPHILL DELTA/PHI RATIO                  0.000         0.000
DOWNHILL BETA ANGLE (SLOPE) [deg]       0.000         0.000
DOWNHILL DELTA/PHI RATIO                0.000         0.000
DYN.WATER BEHAVIOUR                     0.000         0.000
Excess pore pressure RATIO Ru           0.000         0.000
SEISMIC PRESSURE LOWER VALUE            0.000         0.000
SEISMIC PRESSURE UPPER VALUE            0.000         0.000
SEISMIC PRESSURE LOWER LEVEL            0.000         0.000
SEISMIC PRESSURE UPPER LEVEL            0.000         0.000

================================================================================================================end of step    6


 LEFT-HAND WALL

 LOWER  LEVEL          -7.50000
 UPPER  LEVEL           0.00000

 RIGHT-HAND WALL

 LOWER  LEVEL          -7.50000
 UPPER  LEVEL           0.00000
```

```
+-------------------------------------------------------------------------------------------------------------------------+
|                  PARATIEPLUS(TM)   NLS ENGINE RELEASE  2018.0    FULL VERSION  *Build date:Nov 13, 2017*              |
|                                                                                                                         |
|                         NewProject.BaseDesignSection_28.SLERaraFrequenteQuasiPermanente_1153                            |
|                                  Exe Time : 4 September 2018 18:01:30                                                   |
+-------------------------------------------------------------------------------------------------------------------------+
 I N I T I A L   S T R E S S   T A B L E S

            S E C T I O N

 NUMBER OF DEFINED TABLES             2


INPUT DATA FOR INITIAL STRESS SET NO.    1
PERTAINING SOIL ELEMENTS AT Y-COORD    0.0000

ACTIVATION TIME                              5.0000
END TIME (TIME BEYOND WHICH IT IS REMOVED)   6.0000

TYPE BOUSSINESQ

 HORIZONTAL DISTANCE (DY)           1.00000000000000
 FOUNDATION WIDTH    (B)            4.00000000000000
 ZETA-F.....                   0.000000000000000E+000
 Q-F .....                      20.0000000000000
 BETA .....                     45.0000000000000
 BEHAVIOUR (0=FREE, 1=REFLECTING)  0.000000000000000E+000


INPUT DATA FOR INITIAL STRESS SET NO.    2
PERTAINING SOIL ELEMENTS AT Y-COORD    0.0000

ACTIVATION TIME                              1.0000
END TIME (TIME BEYOND WHICH IT IS REMOVED)   6.0000

TYPE BOUSSINESQ

 HORIZONTAL DISTANCE (DY)           11.5000000000000
 FOUNDATION WIDTH    (B)            18.5000000000000
 ZETA-F.....                    2.70000000000000
 Q-F .....                      20.0000000000000
 BETA .....                     45.0000000000000
 BEHAVIOUR (0=FREE, 1=REFLECTING)  0.000000000000000E+000


 ELEMENT GROUPS BACKUP AREA CAN STAY IN CORE AT
 POSITION        4935

 NO. OF D.P.W  FOR THIS AREA       4680
 MAX NO. OF D.P.W. AVAILABLE      81920
 ** MAX NO OF ITERATIONS SET TO          40

ITER     0 RNORM = 0.000     RMNORM= 0.000
           RINORM= 4132.     RIMNOR= 0.000
           RENORM= 0.000     REMNOR= 0.000     RATIO = 0.000     TOLER =0.1000E-03      CONVERGED !
           RFMAX = 12.27     RMMAX = 0.000
           RTSMAL=0.1000E-03 RMSMAL= 0.000
           RDT   = 4132.     RDR   = 0.000
           RATIOT= 0.000     RATIOR= 0.000
           MAX UN= 0.000     IEQ=    78 NODE     39 DOF   2   X-ROT. F
           MIN UN= 0.000     IEQ=     1 NODE      1 DOF   1  Y-DISPL.F
           NO. OF CONTACT CONSTRAINT VIOLATIONS     0


ITER     1 RNORM = 0.000     RMNORM= 0.000
           RINORM= 4132.     RIMNOR= 0.000
           RENORM= 0.000     REMNOR= 0.000     RATIO = 0.000     TOLER =0.1000E-03      CONVERGED !
           RFMAX = 12.27     RMMAX = 0.000
           RTSMAL=0.1000E-03 RMSMAL= 0.000
           RDT   = 4132.     RDR   = 0.000
           RATIOT= 0.000     RATIOR= 0.000
```

```
  MAX UN= 0.000     IEQ=    78 NODE     39 DOF   2   X-ROT. F
  MIN UN= 0.000     IEQ=     1 NODE      1 DOF   1  Y-DISPL.F
  NO. OF CONTACT CONSTRAINT VIOLATIONS     0


ITER     2 RNORM = 0.000     RMNORM= 0.000
  RINORM= 4132.     RIMNOR= 0.000
  RENORM= 0.000     REMNOR= 0.000     RATIO = 0.000     TOLER =0.1000E-03      CONVERGED !
  RFMAX = 12.27     RMMAX = 0.000
  RTSMAL=0.1000E-03 RMSMAL= 0.000
  RDT   = 4132.     RDR   = 0.000
  RATIOT= 0.000     RATIOR= 0.000
  MAX UN= 0.000     IEQ=    78 NODE     39 DOF   2   X-ROT. F
  MIN UN= 0.000     IEQ=     1 NODE      1 DOF   1  Y-DISPL.F
  NO. OF CONTACT CONSTRAINT VIOLATIONS     0
```

```
+-------------------------------------------------------------------------------------------------------------------------+
|                   PARATIEPLUS(TM)   NLS ENGINE RELEASE  2018.0    FULL VERSION  *Build date:Nov 13, 2017*              |
|                                                                                                                         |
|                           NewProject.BaseDesignSection_28.SLERaraFrequenteQuasiPermanente_1153                          |
|                                    Exe Time : 4 September 2018 18:01:30                                                 |
+-------------------------------------------------------------------------------------------------------------------------+
New Project
SOLUTION REACHED USING     2 ITERATIONS ON   40

P R I N T   O U T   F O R   T I M E   S T E P    1     ( AT TIME   1.000     )

PRINT OUT OF ACTIVE COMPONENTS (FIXED NODES ARE NOT PRINTED OUT)

          Y-DISPL.F        X-ROT. F
           (02)             (04)            (


ALL NODAL POINTS HAVE ZERO DISPLACEMENT COMPONENTS
```

```
+-------------------------------------------------------------------------------------------------------------------------------+
|                   PARATIEPLUS(TM)   NLS ENGINE RELEASE  2018.0    FULL VERSION  *Build date:Nov 13, 2017*                    |
|                                                                                                                               |
|                          NewProject.BaseDesignSection_28.SLERaraFrequenteQuasiPermanente_1153                                 |
|                                   Exe Time : 4 September 2018 18:01:30                                                        |
+-------------------------------------------------------------------------------------------------------------------------------+
New Project


S T R E S S   R E S U L T S   F O R   G R O U P   N O.   1

0_L                                                              :
ELEMENT TYPE    5 NO.OF ELEMENTS. IN THIS GROUP   39
C U R R E N T   T I M E   I S      1.0000

 HARDENING 2D SOIL ELEMENT

 ****** TOTAL STRESS FORMULATION *****

  EL *   FORCE     DISPL-Y  VERTICAL-P  HORIZON.-P     MAX-V-P     MAX-H-P           STATE   STIFFNESS Z-LEVEL      PORE
E FACTOR    UFACTOR       Peq           Su_a         Su_p     LAYER
 ------------------------------------------------------------------------------------------------------------------------------
-------------------------------------------------------------------------------------------
   1 D  0.1745       0.000      4.8433E-02   1.745      4.8433E-02   1.745            V-C  5.1962E+04   0.000       0.000
1.000       1.000       1.745       0.000       0.000     DI1_164_167_L_0
   2 D  0.6918       0.000       3.259       3.459       3.259       3.459           V-C  5.1962E+04 -0.2000       0.000
1.000       1.000       3.459       0.000       0.000     DI1_164_167_L_0
   3 D   1.034       0.000       6.472       5.170       6.472       5.170           V-C  5.1962E+04 -0.4000       0.000
1.000       1.000       5.170       0.000       0.000     DI1_164_167_L_0
   4 D   1.375       0.000       9.686       6.877       9.686       6.877           V-C  5.1962E+04 -0.6000       0.000
1.000       1.000       6.877       0.000       0.000     DI1_164_167_L_0
   5 D   1.716       0.000       12.90       8.582       12.90       8.582           V-C  5.1962E+04 -0.8000       0.000
1.000       1.000       8.582       0.000       0.000     DI1_164_167_L_0
   6 D   2.057       0.000       16.12       10.28       16.12       10.28           V-C  5.1962E+04  -1.000       0.000
1.000       1.000       10.28       0.000       0.000     DI1_164_167_L_0
   7 D   2.396       0.000       19.34       11.98       19.34       11.98           V-C  5.1962E+04  -1.200       0.000
1.000       1.000       11.98       0.000       0.000     DI1_164_167_L_0
   8 D   2.735       0.000       22.56       13.68       22.56       13.68           V-C  5.1962E+04  -1.400       0.000
1.000       1.000       13.68       0.000       0.000     DI1_164_167_L_0
   9 D   3.073       0.000       25.78       15.37       25.78       15.37           V-C  5.1962E+04  -1.600       0.000
1.000       1.000       15.37       0.000       0.000     DI1_164_167_L_0
  10 D   3.411       0.000       29.00       17.05       29.00       17.05           V-C  5.1962E+04  -1.800       0.000
1.000       1.000       17.05       0.000       0.000     DI1_164_167_L_0
  11 D   3.747       0.000       32.22       18.74       32.22       18.74           V-C  5.1962E+04  -2.000       0.000
1.000       1.000       18.74       0.000       0.000     DI1_164_167_L_0
  12 D   4.083       0.000       35.45       20.42       35.45       20.42           V-C  5.1962E+04  -2.200       0.000
1.000       1.000       20.42       0.000       0.000     DI1_164_167_L_0
  13 D   4.419       0.000       38.68       22.09       38.68       22.09           V-C  5.1962E+04  -2.400       0.000
1.000       1.000       22.09       0.000       0.000     DI1_164_167_L_0
  14 D   4.753       0.000       41.91       23.77       41.91       23.77           V-C  5.1962E+04  -2.600       0.000
1.000       1.000       23.77       0.000       0.000     DI1_164_167_L_0
  15 D   5.087       0.000       45.14       25.43       45.14       25.43           V-C  5.1962E+04  -2.800       0.000
1.000       1.000       25.43       0.000       0.000     DI1_164_167_L_0
  16 D   5.420       0.000       48.37       27.10       48.37       27.10           V-C  5.1962E+04  -3.000       0.000
1.000       1.000       27.10       0.000       0.000     DI1_164_167_L_0
  17 D   5.752       0.000       51.60       28.76       51.60       28.76           V-C  5.1962E+04  -3.200       0.000
1.000       1.000       28.76       0.000       0.000     DI1_164_167_L_0
  18 D   6.084       0.000       54.84       30.42       54.84       30.42           V-C  5.1962E+04  -3.400       0.000
1.000       1.000       30.42       0.000       0.000     DI1_164_167_L_0
  19 D   6.415       0.000       58.07       32.07       58.07       32.07           V-C  5.1962E+04  -3.600       0.000
1.000       1.000       32.07       0.000       0.000     DI1_164_167_L_0
  20 D   6.745       0.000       61.31       33.73       61.31       33.73           V-C  5.1962E+04  -3.800       0.000
1.000       1.000       33.73       0.000       0.000     DI1_164_167_L_0
  21 D   7.075       0.000       64.54       35.37       64.54       35.37           V-C  5.1962E+04  -4.000       0.000
1.000       1.000       35.37       0.000       0.000     DI1_164_167_L_0
  22 D   7.404       0.000       67.78       37.02       67.78       37.02           V-C  5.1962E+04  -4.200       0.000
1.000       1.000       37.02       0.000       0.000     DI1_164_167_L_0
  23 D   7.732       0.000       71.02       38.66       71.02       38.66           V-C  5.1962E+04  -4.400       0.000
1.000       1.000       38.66       0.000       0.000     DI1_164_167_L_0
  24 D   8.060       0.000       74.26       40.30       74.26       40.30           V-C  5.1962E+04  -4.600       0.000
1.000       1.000       40.30       0.000       0.000     DI1_164_167_L_0
```

```
  25 D   8.387       0.000       77.50       41.93       77.50       41.93          V-C  5.1962E+04  -4.800       0.000
1.000       1.000       41.93       0.000       0.000     DI1_164_167_L_0
  26 D   8.713       0.000       80.75       43.57       80.75       43.57          V-C  1.2524E+05  -5.000       0.000
1.000       1.000       43.57       0.000       0.000     DI2_165_168_L_0
  27 D   9.039       0.000       83.99       45.20       83.99       45.20          V-C  1.2524E+05  -5.200       0.000
1.000       1.000       45.20       0.000       0.000     DI2_165_168_L_0
  28 D   9.365       0.000       87.23       46.82       87.23       46.82          V-C  1.2524E+05  -5.400       0.000
1.000       1.000       46.82       0.000       0.000     DI2_165_168_L_0
  29 D   9.689       0.000       90.48       48.45       90.48       48.45          V-C  1.2524E+05  -5.600       0.000
1.000       1.000       48.45       0.000       0.000     DI2_165_168_L_0
  30 D   10.01       0.000       93.72       50.07       93.72       50.07          V-C  1.2524E+05  -5.800       0.000
1.000       1.000       50.07       0.000       0.000     DI2_165_168_L_0
  31 D   10.34       0.000       96.97       51.69       96.97       51.69          V-C  1.2524E+05  -6.000       0.000
1.000       1.000       51.69       0.000       0.000     DI2_165_168_L_0
  32 D   10.66       0.000       100.2       53.30       100.2       53.30          V-C  1.2524E+05  -6.200       0.000
1.000       1.000       53.30       0.000       0.000     DI2_165_168_L_0
  33 D   10.98       0.000       103.5       54.92       103.5       54.92          V-C  1.2524E+05  -6.400       0.000
1.000       1.000       54.92       0.000       0.000     DI2_165_168_L_0
  34 D   11.31       0.000       106.7       56.53       106.7       56.53          V-C  1.2524E+05  -6.600       0.000
1.000       1.000       56.53       0.000       0.000     DI2_165_168_L_0
  35 D   11.63       0.000       109.9       58.14       109.9       58.14          V-C  1.2524E+05  -6.800       0.000
1.000       1.000       58.14       0.000       0.000     DI2_165_168_L_0
  36 D   11.95       0.000       113.2       59.74       113.2       59.74          V-C  1.2524E+05  -7.000       0.000
1.000       1.000       59.74       0.000       0.000     DI2_165_168_L_0
  37 D   12.27       0.000       116.4       61.35       116.4       61.35          V-C  1.2524E+05  -7.200       0.000
1.000       1.000       61.35       0.000       0.000     DI2_165_168_L_0
  38 D   9.443       0.000       119.7       62.95       119.7       62.95          V-C  1.2524E+05  -7.400       0.000
1.000       1.000       62.95       0.000       0.000     DI2_165_168_L_0
  39 D   3.188       0.000       121.3       63.75       121.3       63.75          V-C  1.2524E+05  -7.500       0.000
1.000       1.000       63.75       0.000       0.000     DI2_165_168_L_0
```

```
+-------------------------------------------------------------------------------------------------------------------------------+
|                   PARATIEPLUS(TM)   NLS ENGINE RELEASE  2018.0    FULL VERSION  *Build date:Nov 13, 2017*                    |
|                                                                                                                               |
|                          NewProject.BaseDesignSection_28.SLERaraFrequenteQuasiPermanente_1153                                 |
|                                   Exe Time : 4 September 2018 18:01:30                                                        |
+-------------------------------------------------------------------------------------------------------------------------------+
New Project


S T R E S S   R E S U L T S   F O R   G R O U P   N O.   2

0_R                                                          :
ELEMENT TYPE    5 NO.OF ELEMENTS. IN THIS GROUP   39
C U R R E N T   T I M E   I S      1.0000

 HARDENING 2D SOIL ELEMENT

 ****** TOTAL STRESS FORMULATION *****

  EL *   FORCE     DISPL-Y  VERTICAL-P  HORIZON.-P     MAX-V-P     MAX-H-P           STATE   STIFFNESS Z-LEVEL      PORE
E FACTOR    UFACTOR       Peq           Su_a         Su_p     LAYER
 ------------------------------------------------------------------------------------------------------------------------------
-------------------------------------------------------------------------------------------
   1 D  0.1745       0.000       0.000       1.745       0.000       1.745             V-C  3.4641E+04   0.000       0.000
1.000       1.000       1.745       0.000       0.000     DI1_164_167_L_0
   2 D  0.6918       0.000       3.200       3.459       3.200       3.459             V-C  3.4641E+04 -0.2000       0.000
1.000       1.000       3.459       0.000       0.000     DI1_164_167_L_0
   3 D   1.034       0.000       6.400       5.170       6.400       5.170             V-C  3.4641E+04 -0.4000       0.000
1.000       1.000       5.170       0.000       0.000     DI1_164_167_L_0
   4 D   1.375       0.000       9.600       6.877       9.600       6.877             V-C  3.4641E+04 -0.6000       0.000
1.000       1.000       6.877       0.000       0.000     DI1_164_167_L_0
   5 D   1.716       0.000       12.80       8.582       12.80       8.582             V-C  3.4641E+04 -0.8000       0.000
1.000       1.000       8.582       0.000       0.000     DI1_164_167_L_0
   6 D   2.057       0.000       16.00       10.28       16.00       10.28             V-C  3.4641E+04  -1.000       0.000
1.000       1.000       10.28       0.000       0.000     DI1_164_167_L_0
   7 D   2.396       0.000       19.20       11.98       19.20       11.98             V-C  3.4641E+04  -1.200       0.000
1.000       1.000       11.98       0.000       0.000     DI1_164_167_L_0
   8 D   2.735       0.000       22.40       13.68       22.40       13.68             V-C  3.4641E+04  -1.400       0.000
1.000       1.000       13.68       0.000       0.000     DI1_164_167_L_0
   9 D   3.073       0.000       25.60       15.37       25.60       15.37             V-C  3.4641E+04  -1.600       0.000
1.000       1.000       15.37       0.000       0.000     DI1_164_167_L_0
  10 D   3.411       0.000       28.80       17.05       28.80       17.05             V-C  3.4641E+04  -1.800       0.000
1.000       1.000       17.05       0.000       0.000     DI1_164_167_L_0
  11 D   3.747       0.000       32.00       18.74       32.00       18.74             V-C  3.4641E+04  -2.000       0.000
1.000       1.000       18.74       0.000       0.000     DI1_164_167_L_0
  12 D   4.083       0.000       35.20       20.42       35.20       20.42             V-C  3.4641E+04  -2.200       0.000
1.000       1.000       20.42       0.000       0.000     DI1_164_167_L_0
  13 D   4.419       0.000       38.40       22.09       38.40       22.09             V-C  3.4641E+04  -2.400       0.000
1.000       1.000       22.09       0.000       0.000     DI1_164_167_L_0
  14 D   4.753       0.000       41.60       23.77       41.60       23.77             V-C  3.4641E+04  -2.600       0.000
1.000       1.000       23.77       0.000       0.000     DI1_164_167_L_0
  15 D   5.087       0.000       44.80       25.43       44.80       25.43             V-C  3.4641E+04  -2.800       0.000
1.000       1.000       25.43       0.000       0.000     DI1_164_167_L_0
  16 D   5.420       0.000       48.00       27.10       48.00       27.10             V-C  3.4641E+04  -3.000       0.000
1.000       1.000       27.10       0.000       0.000     DI1_164_167_L_0
  17 D   5.752       0.000       51.20       28.76       51.20       28.76             V-C  3.4641E+04  -3.200       0.000
1.000       1.000       28.76       0.000       0.000     DI1_164_167_L_0
  18 D   6.084       0.000       54.40       30.42       54.40       30.42             V-C  3.4641E+04  -3.400       0.000
1.000       1.000       30.42       0.000       0.000     DI1_164_167_L_0
  19 D   6.415       0.000       57.60       32.07       57.60       32.07             V-C  3.4641E+04  -3.600       0.000
1.000       1.000       32.07       0.000       0.000     DI1_164_167_L_0
  20 D   6.745       0.000       60.80       33.73       60.80       33.73             V-C  3.4641E+04  -3.800       0.000
1.000       1.000       33.73       0.000       0.000     DI1_164_167_L_0
  21 D   7.075       0.000       64.00       35.37       64.00       35.37             V-C  3.4641E+04  -4.000       0.000
1.000       1.000       35.37       0.000       0.000     DI1_164_167_L_0
  22 D   7.404       0.000       67.20       37.02       67.20       37.02             V-C  3.4641E+04  -4.200       0.000
1.000       1.000       37.02       0.000       0.000     DI1_164_167_L_0
  23 D   7.732       0.000       70.40       38.66       70.40       38.66             V-C  3.4641E+04  -4.400       0.000
1.000       1.000       38.66       0.000       0.000     DI1_164_167_L_0
  24 D   8.060       0.000       73.60       40.30       73.60       40.30             V-C  3.4641E+04  -4.600       0.000
1.000       1.000       40.30       0.000       0.000     DI1_164_167_L_0
```

```
  25 D   8.387       0.000       76.80       41.93       76.80       41.93          V-C  3.4641E+04  -4.800       0.000
1.000       1.000       41.93       0.000       0.000     DI1_164_167_L_0
  26 D   8.713       0.000       80.00       43.57       80.00       43.57          V-C  7.3842E+04  -5.000       0.000
1.000       1.000       43.57       0.000       0.000     DI2_165_168_L_0
  27 D   9.039       0.000       83.20       45.20       83.20       45.20          V-C  7.3842E+04  -5.200       0.000
1.000       1.000       45.20       0.000       0.000     DI2_165_168_L_0
  28 D   9.365       0.000       86.40       46.82       86.40       46.82          V-C  7.3842E+04  -5.400       0.000
1.000       1.000       46.82       0.000       0.000     DI2_165_168_L_0
  29 D   9.689       0.000       89.60       48.45       89.60       48.45          V-C  7.3842E+04  -5.600       0.000
1.000       1.000       48.45       0.000       0.000     DI2_165_168_L_0
  30 D   10.01       0.000       92.80       50.07       92.80       50.07          V-C  7.3842E+04  -5.800       0.000
1.000       1.000       50.07       0.000       0.000     DI2_165_168_L_0
  31 D   10.34       0.000       96.00       51.69       96.00       51.69          V-C  7.3842E+04  -6.000       0.000
1.000       1.000       51.69       0.000       0.000     DI2_165_168_L_0
  32 D   10.66       0.000       99.20       53.30       99.20       53.30          V-C  7.3842E+04  -6.200       0.000
1.000       1.000       53.30       0.000       0.000     DI2_165_168_L_0
  33 D   10.98       0.000       102.4       54.92       102.4       54.92          V-C  7.3842E+04  -6.400       0.000
1.000       1.000       54.92       0.000       0.000     DI2_165_168_L_0
  34 D   11.31       0.000       105.6       56.53       105.6       56.53          V-C  7.3842E+04  -6.600       0.000
1.000       1.000       56.53       0.000       0.000     DI2_165_168_L_0
  35 D   11.63       0.000       108.8       58.14       108.8       58.14          V-C  7.3842E+04  -6.800       0.000
1.000       1.000       58.14       0.000       0.000     DI2_165_168_L_0
  36 D   11.95       0.000       112.0       59.74       112.0       59.74          V-C  7.3842E+04  -7.000       0.000
1.000       1.000       59.74       0.000       0.000     DI2_165_168_L_0
  37 D   12.27       0.000       115.2       61.35       115.2       61.35          V-C  7.3842E+04  -7.200       0.000
1.000       1.000       61.35       0.000       0.000     DI2_165_168_L_0
  38 D   9.443       0.000       118.4       62.95       118.4       62.95          V-C  7.3842E+04  -7.400       0.000
1.000       1.000       62.95       0.000       0.000     DI2_165_168_L_0
  39 D   3.188       0.000       120.0       63.75       120.0       63.75          V-C  7.3842E+04  -7.500       0.000
1.000       1.000       63.75       0.000       0.000     DI2_165_168_L_0
```

```
+-------------------------------------------------------------------------------------------------------------------------+
|                   PARATIEPLUS(TM)   NLS ENGINE RELEASE  2018.0    FULL VERSION  *Build date:Nov 13, 2017*               |
|                                                                                                                         |
|                          NewProject.BaseDesignSection_28.SLERaraFrequenteQuasiPermanente_1153                           |
|                                   Exe Time : 4 September 2018 18:01:30                                                  |
+-------------------------------------------------------------------------------------------------------------------------+
New Project


S T R E S S   R E S U L T S   F O R   G R O U P   N O.   3

WallElement_33                                                :
ELEMENT TYPE    2 NO.OF ELEMENTS. IN THIS GROUP   38
C U R R E N T   T I M E   I S     1.0000

 WALL2D ELEMENT

   EL      TA          TB          MA          MB
-------------------------------------------------------
    1  0.0000      0.0000      0.0000      0.0000
    2  0.0000      0.0000      0.0000      0.0000
    3  0.0000      0.0000      0.0000      0.0000
    4  0.0000      0.0000      0.0000      0.0000
    5  0.0000      0.0000      0.0000      0.0000
    6  0.0000      0.0000      0.0000      0.0000
    7  0.0000      0.0000      0.0000      0.0000
    8  0.0000      0.0000      0.0000      0.0000
    9  0.0000      0.0000      0.0000      0.0000
   10  0.0000      0.0000      0.0000      0.0000
   11  0.0000      0.0000      0.0000      0.0000
   12  0.0000      0.0000      0.0000      0.0000
   13  0.0000      0.0000      0.0000      0.0000
   14  0.0000      0.0000      0.0000      0.0000
   15  0.0000      0.0000      0.0000      0.0000
   16  0.0000      0.0000      0.0000      0.0000
   17  0.0000      0.0000      0.0000      0.0000
   18  0.0000      0.0000      0.0000      0.0000
   19  0.0000      0.0000      0.0000      0.0000
   20  0.0000      0.0000      0.0000      0.0000
   21  0.0000      0.0000      0.0000      0.0000
   22  0.0000      0.0000      0.0000      0.0000
   23  0.0000      0.0000      0.0000      0.0000
   24  0.0000      0.0000      0.0000      0.0000
   25  0.0000      0.0000      0.0000      0.0000
   26  0.0000      0.0000      0.0000      0.0000
   27  0.0000      0.0000      0.0000      0.0000
   28  0.0000      0.0000      0.0000      0.0000
   29  0.0000      0.0000      0.0000      0.0000
   30  0.0000      0.0000      0.0000      0.0000
   31  0.0000      0.0000      0.0000      0.0000
   32  0.0000      0.0000      0.0000      0.0000
   33  0.0000      0.0000      0.0000      0.0000
   34  0.0000      0.0000      0.0000      0.0000
   35  0.0000      0.0000      0.0000      0.0000
   36  0.0000      0.0000      0.0000      0.0000
   37  0.0000      0.0000      0.0000      0.0000
   38  0.0000      0.0000      0.0000      0.0000
```

```
+-------------------------------------------------------------------------------------------------------------------------------+
|                   PARATIEPLUS(TM)   NLS ENGINE RELEASE  2018.0    FULL VERSION  *Build date:Nov 13, 2017*                    |
|                                                                                                                               |
|                            NewProject.BaseDesignSection_28.SLERaraFrequenteQuasiPermanente_1153                               |
|                                     Exe Time : 4 September 2018 18:01:30                                                      |
+-------------------------------------------------------------------------------------------------------------------------------+
New Project


S T R E S S    R E S U L T S    F O R    G R O U P    N O.    4

Tieback_175                                                 :
ELEMENT TYPE    6 NO.OF ELEMENTS. IN THIS GROUP    1
C U R R E N T    T I M E    I S      1.0000

 POST-TENSION 2D-BOUNDARY ELEMENT

         EL    FORCE          d0          EDISPL     pl. eps          K     -ve limit   +ve limit
-------------------------------------------------------------------------------------------------------

***** NO ONE ELEMENT ACTIVE AT CURRENT STEP *****

ITER     0 RNORM = 0.000     RMNORM= 0.000
           RINORM= 3740.     RIMNOR= 0.000
           RENORM= 35.28     REMNOR= 0.000     RATIO =0.9713E-01 TOLER =0.1000E-03  NOT CONVERGED
           RFMAX = 12.27     RMMAX = 0.000
           RTSMAL=0.1000E-03 RMSMAL= 0.000
           RDT   = 3740.     RDR   = 0.000
           RATIOT=0.9713E-01 RATIOR= 0.000
           MAX UN= 2.057     IEQ=    11 NODE      6 DOF   1  Y-DISPL.F
           MIN UN= 0.000     IEQ=     2 NODE      1 DOF   2   X-ROT. F
           NO. OF CONTACT CONSTRAINT VIOLATIONS     0


ITER     2 RNORM = 0.000     RMNORM= 0.000
           RINORM= 3740.     RIMNOR= 0.000
           RENORM=0.5566     REMNOR=0.2327E-21 RATIO =0.1220E-01 TOLER =0.1000E-03  NOT CONVERGED
           RFMAX = 12.27     RMMAX = 0.000
           RTSMAL=0.1000E-03 RMSMAL= 0.000
           RDT   = 3740.     RDR   = 0.000
           RATIOT=0.1220E-01 RATIOR= 0.000
           MAX UN=0.4690     IEQ=     3 NODE      2 DOF   1  Y-DISPL.F
           MIN UN=-.6007E-10 IEQ=    27 NODE     14 DOF   1  Y-DISPL.F
           NO. OF CONTACT CONSTRAINT VIOLATIONS     0


ITER     3 RNORM = 0.000     RMNORM= 0.000
           RINORM= 3740.     RIMNOR= 0.000
           RENORM=0.3624E-19 REMNOR=0.1014E-21 RATIO =0.3113E-11 TOLER =0.1000E-03      CONVERGED !
           RFMAX = 12.27     RMMAX = 0.000
           RTSMAL=0.1000E-03 RMSMAL= 0.000
           RDT   = 3740.     RDR   = 0.000
           RATIOT=0.3113E-11 RATIOR= 0.000
           MAX UN=0.5866E-10 IEQ=    13 NODE      7 DOF   1  Y-DISPL.F
           MIN UN=-.7748E-10 IEQ=    11 NODE      6 DOF   1  Y-DISPL.F
           NO. OF CONTACT CONSTRAINT VIOLATIONS     0
```

```
+-------------------------------------------------------------------------------------------------------------------------------+
|                   PARATIEPLUS(TM)   NLS ENGINE RELEASE  2018.0    FULL VERSION  *Build date:Nov 13, 2017*                    |
|                                                                                                                               |
|                            NewProject.BaseDesignSection_28.SLERaraFrequenteQuasiPermanente_1153                               |
|                                     Exe Time : 4 September 2018 18:01:30                                                      |
+-------------------------------------------------------------------------------------------------------------------------------+
New Project
SOLUTION REACHED USING     3 ITERATIONS ON   40

P R I N T   O U T   F O R   T I M E   S T E P    2     ( AT TIME   2.000     )

PRINT OUT OF ACTIVE COMPONENTS (FIXED NODES ARE NOT PRINTED OUT)

          Y-DISPL.F        X-ROT. F
            (02)             (04)           (
    1   9.3409643E-05  -1.4902698E-05
    2   9.0429104E-05  -1.4902685E-05
    3   8.7448688E-05  -1.4900884E-05
    4   8.4469220E-05  -1.4892036E-05
    5   8.1492926E-05  -1.4867409E-05
    6   7.8524123E-05  -1.4814794E-05
    7   7.5569922E-05  -1.4718476E-05
    8   7.2639994E-05  -1.4573239E-05
    9   6.9743400E-05  -1.4386400E-05
   10   6.6887707E-05  -1.4165459E-05
   11   6.4079009E-05  -1.3917620E-05
   12   6.1322006E-05  -1.3649576E-05
   13   5.8620121E-05  -1.3367403E-05
   14   5.5975627E-05  -1.3076503E-05
   15   5.3389789E-05  -1.2781567E-05
   16   5.0863005E-05  -1.2486558E-05
   17   4.8394943E-05  -1.2194705E-05
   18   4.5984734E-05  -1.1908506E-05
   19   4.3631046E-05  -1.1629725E-05
   20   4.1332280E-05  -1.1359402E-05
   21   3.9086711E-05  -1.1097863E-05
   22   3.6892586E-05  -1.0844724E-05
   23   3.4748333E-05  -1.0598912E-05
   24   3.2652650E-05  -1.0358667E-05
   25   3.0604657E-05  -1.0121558E-05
   26   2.8604024E-05  -9.8844956E-06
   27   2.6650697E-05  -9.6500078E-06
   28   2.4743344E-05  -9.4258249E-06
   29   2.2879262E-05  -9.2182129E-06
   30   2.1054632E-05  -9.0320016E-06
   31   1.9264806E-05  -8.8706159E-06
   32   1.7504603E-05  -8.7361029E-06
   33   1.5768537E-05  -8.6291529E-06
   34   1.4051147E-05  -8.5491230E-06
   35   1.2347224E-05  -8.4940491E-06
   36   1.0652082E-05  -8.4606582E-06
   37   8.9618282E-06  -8.4443755E-06
   38   7.2735906E-06  -8.4393294E-06
   39   6.4296500E-06  -8.4390649E-06
```

```
+-------------------------------------------------------------------------------------------------------------------------------+
|                   PARATIEPLUS(TM)   NLS ENGINE RELEASE  2018.0    FULL VERSION  *Build date:Nov 13, 2017*                    |
|                                                                                                                               |
|                            NewProject.BaseDesignSection_28.SLERaraFrequenteQuasiPermanente_1153                               |
|                                     Exe Time : 4 September 2018 18:01:30                                                      |
+-------------------------------------------------------------------------------------------------------------------------------+
New Project


S T R E S S   R E S U L T S   F O R   G R O U P   N O.   1

0_L                                                              :
ELEMENT TYPE    5 NO.OF ELEMENTS. IN THIS GROUP   39
C U R R E N T   T I M E   I S      2.0000

 HARDENING 2D SOIL ELEMENT

 ****** TOTAL STRESS FORMULATION *****

  EL *   FORCE     DISPL-Y  VERTICAL-P  HORIZON.-P     MAX-V-P     MAX-H-P           STATE   STIFFNESS Z-LEVEL      PORE
E FACTOR    UFACTOR       Peq           Su_a         Su_p     LAYER
 ------------------------------------------------------------------------------------------------------------------------------
-------------------------------------------------------------------------------------------
   1 D  1.6128E-03 -9.3410E-05  4.8433E-02  1.6128E-02  4.8433E-02   1.745          ACTIVE   0.000       0.000       0.000
1.000       1.000      1.6128E-02   0.000       0.000     DI1_164_167_L_0
   2 D  0.2171     -9.0429E-05   3.259       1.085       3.259       3.459          ACTIVE   0.000      -0.2000      0.000
1.000       1.000       1.085       0.000       0.000     DI1_164_167_L_0
   3 D  0.4310     -8.7449E-05   6.472       2.155       6.472       5.170          ACTIVE   0.000      -0.4000      0.000
1.000       1.000       2.155       0.000       0.000     DI1_164_167_L_0
   4 D  0.6451     -8.4469E-05   9.686       3.225       9.686       6.877          ACTIVE   0.000      -0.6000      0.000
1.000       1.000       3.225       0.000       0.000     DI1_164_167_L_0
   5 D  0.8592     -8.1493E-05   12.90       4.296       12.90       8.582          ACTIVE   0.000      -0.8000      0.000
1.000       1.000       4.296       0.000       0.000     DI1_164_167_L_0
   6 D   1.077     -7.8524E-05   16.12       5.387       16.12       10.28           UL-RL  6.2354E+04  -1.000       0.000
1.000       1.000       5.387       0.000       0.000     DI1_164_167_L_0
   7 D   1.454     -7.5570E-05   19.34       7.269       19.34       11.98           UL-RL  6.2354E+04  -1.200       0.000
1.000       1.000       7.269       0.000       0.000     DI1_164_167_L_0
   8 D   1.829     -7.2640E-05   22.56       9.146       22.56       13.68           UL-RL  6.2354E+04  -1.400       0.000
1.000       1.000       9.146       0.000       0.000     DI1_164_167_L_0
   9 D   2.203     -6.9743E-05   25.78       11.02       25.78       15.37           UL-RL  6.2354E+04  -1.600       0.000
1.000       1.000       11.02       0.000       0.000     DI1_164_167_L_0
  10 D   2.576     -6.6888E-05   29.00       12.88       29.00       17.05           UL-RL  6.2354E+04  -1.800       0.000
1.000       1.000       12.88       0.000       0.000     DI1_164_167_L_0
  11 D   2.948     -6.4079E-05   32.22       14.74       32.22       18.74           UL-RL  6.2354E+04  -2.000       0.000
1.000       1.000       14.74       0.000       0.000     DI1_164_167_L_0
  12 D   3.319     -6.1322E-05   35.45       16.59       35.45       20.42           UL-RL  6.2354E+04  -2.200       0.000
1.000       1.000       16.59       0.000       0.000     DI1_164_167_L_0
  13 D   3.688     -5.8620E-05   38.68       18.44       38.68       22.09           UL-RL  6.2354E+04  -2.400       0.000
1.000       1.000       18.44       0.000       0.000     DI1_164_167_L_0
  14 D   4.055     -5.5976E-05   41.91       20.28       41.91       23.77           UL-RL  6.2354E+04  -2.600       0.000
1.000       1.000       20.28       0.000       0.000     DI1_164_167_L_0
  15 D   4.421     -5.3390E-05   45.14       22.11       45.14       25.43           UL-RL  6.2354E+04  -2.800       0.000
1.000       1.000       22.11       0.000       0.000     DI1_164_167_L_0
  16 D   4.786     -5.0863E-05   48.37       23.93       48.37       27.10           UL-RL  6.2354E+04  -3.000       0.000
1.000       1.000       23.93       0.000       0.000     DI1_164_167_L_0
  17 D   5.149     -4.8395E-05   51.60       25.74       51.60       28.76           UL-RL  6.2354E+04  -3.200       0.000
1.000       1.000       25.74       0.000       0.000     DI1_164_167_L_0
  18 D   5.511     -4.5985E-05   54.84       27.55       54.84       30.42           UL-RL  6.2354E+04  -3.400       0.000
1.000       1.000       27.55       0.000       0.000     DI1_164_167_L_0
  19 D   5.871     -4.3631E-05   58.07       29.35       58.07       32.07           UL-RL  6.2354E+04  -3.600       0.000
1.000       1.000       29.35       0.000       0.000     DI1_164_167_L_0
  20 D   6.230     -4.1332E-05   61.31       31.15       61.31       33.73           UL-RL  6.2354E+04  -3.800       0.000
1.000       1.000       31.15       0.000       0.000     DI1_164_167_L_0
  21 D   6.587     -3.9087E-05   64.54       32.94       64.54       35.37           UL-RL  6.2354E+04  -4.000       0.000
1.000       1.000       32.94       0.000       0.000     DI1_164_167_L_0
  22 D   6.944     -3.6893E-05   67.78       34.72       67.78       37.02           UL-RL  6.2354E+04  -4.200       0.000
1.000       1.000       34.72       0.000       0.000     DI1_164_167_L_0
  23 D   7.299     -3.4748E-05   71.02       36.49       71.02       38.66           UL-RL  6.2354E+04  -4.400       0.000
1.000       1.000       36.49       0.000       0.000     DI1_164_167_L_0
  24 D   7.653     -3.2653E-05   74.26       38.26       74.26       40.30           UL-RL  6.2354E+04  -4.600       0.000
1.000       1.000       38.26       0.000       0.000     DI1_164_167_L_0
```

```
  25 D   8.005     -3.0605E-05   77.50       40.03       77.50       41.93          UL-RL  6.2354E+04  -4.800       0.000
1.000       1.000       40.03       0.000       0.000     DI1_164_167_L_0
  26 D   7.854     -2.8604E-05   80.75       39.27       80.75       43.57          UL-RL  1.5029E+05  -5.000       0.000
1.000       1.000       39.27       0.000       0.000     DI2_165_168_L_0
  27 D   8.238     -2.6651E-05   83.99       41.19       83.99       45.20          UL-RL  1.5029E+05  -5.200       0.000
1.000       1.000       41.19       0.000       0.000     DI2_165_168_L_0
  28 D   8.621     -2.4743E-05   87.23       43.10       87.23       46.82          UL-RL  1.5029E+05  -5.400       0.000
1.000       1.000       43.10       0.000       0.000     DI2_165_168_L_0
  29 D   9.002     -2.2879E-05   90.48       45.01       90.48       48.45          UL-RL  1.5029E+05  -5.600       0.000
1.000       1.000       45.01       0.000       0.000     DI2_165_168_L_0
  30 D   9.381     -2.1055E-05   93.72       46.90       93.72       50.07          UL-RL  1.5029E+05  -5.800       0.000
1.000       1.000       46.90       0.000       0.000     DI2_165_168_L_0
  31 D   9.758     -1.9265E-05   96.97       48.79       96.97       51.69          UL-RL  1.5029E+05  -6.000       0.000
1.000       1.000       48.79       0.000       0.000     DI2_165_168_L_0
  32 D   10.13     -1.7505E-05   100.2       50.67       100.2       53.30          UL-RL  1.5029E+05  -6.200       0.000
1.000       1.000       50.67       0.000       0.000     DI2_165_168_L_0
  33 D   10.51     -1.5769E-05   103.5       52.55       103.5       54.92          UL-RL  1.5029E+05  -6.400       0.000
1.000       1.000       52.55       0.000       0.000     DI2_165_168_L_0
  34 D   10.88     -1.4051E-05   106.7       54.42       106.7       56.53          UL-RL  1.5029E+05  -6.600       0.000
1.000       1.000       54.42       0.000       0.000     DI2_165_168_L_0
  35 D   11.26     -1.2347E-05   109.9       56.28       109.9       58.14          UL-RL  1.5029E+05  -6.800       0.000
1.000       1.000       56.28       0.000       0.000     DI2_165_168_L_0
  36 D   11.63     -1.0652E-05   113.2       58.14       113.2       59.74          UL-RL  1.5029E+05  -7.000       0.000
1.000       1.000       58.14       0.000       0.000     DI2_165_168_L_0
  37 D   12.00     -8.9618E-06   116.4       60.00       116.4       61.35          UL-RL  1.5029E+05  -7.200       0.000
1.000       1.000       60.00       0.000       0.000     DI2_165_168_L_0
  38 D   9.279     -7.2736E-06   119.7       61.86       119.7       62.95          UL-RL  1.5029E+05  -7.400       0.000
1.000       1.000       61.86       0.000       0.000     DI2_165_168_L_0
  39 D   3.139     -6.4297E-06   121.3       62.79       121.3       63.75          UL-RL  1.5029E+05  -7.500       0.000
1.000       1.000       62.79       0.000       0.000     DI2_165_168_L_0
```

```
+-------------------------------------------------------------------------------------------------------------------------------+
|                   PARATIEPLUS(TM)   NLS ENGINE RELEASE  2018.0    FULL VERSION  *Build date:Nov 13, 2017*                    |
|                                                                                                                               |
|                              NewProject.BaseDesignSection_28.SLERaraFrequenteQuasiPermanente_1153                             |
|                                       Exe Time : 4 September 2018 18:01:30                                                    |
+-------------------------------------------------------------------------------------------------------------------------------+
New Project


S T R E S S   R E S U L T S   F O R   G R O U P   N O.   2

0_R                                                          :
ELEMENT TYPE    5 NO.OF ELEMENTS. IN THIS GROUP   39
C U R R E N T   T I M E   I S      2.0000

 HARDENING 2D SOIL ELEMENT

 ****** TOTAL STRESS FORMULATION *****

  EL *   FORCE     DISPL-Y  VERTICAL-P  HORIZON.-P     MAX-V-P     MAX-H-P           STATE   STIFFNESS Z-LEVEL      PORE
E FACTOR    UFACTOR       Peq           Su_a         Su_p     LAYER
 ------------------------------------------------------------------------------------------------------------------------------
-------------------------------------------------------------------------------------------
   1     0.000         --          --          --          --          --          REMOVED     --        0.000       0.000
1.000       1.000       0.000       0.000       0.000     not available
   2     0.000         --          --          --          --          --          REMOVED     --       -0.2000      0.000
1.000       1.000       0.000       0.000       0.000     not available
   3     0.000         --          --          --          --          --          REMOVED     --       -0.4000      0.000
1.000       1.000       0.000       0.000       0.000     not available
   4     0.000         --          --          --          --          --          REMOVED     --       -0.6000      0.000
1.000       1.000       0.000       0.000       0.000     not available
   5     0.000         --          --          --          --          --          REMOVED     --       -0.8000      0.000
1.000       1.000       0.000       0.000       0.000     not available
   6 D   0.000      7.8524E-05   0.000       0.000       16.00       10.28         PASSIVE   0.000      -1.000       0.000
1.000       1.000       0.000       0.000       0.000     DI1_164_167_L_0
   7 D   1.888      7.5570E-05   3.200       9.441       19.20       11.98           UL-RL  4.1569E+04  -1.200       0.000
1.000       1.000       9.441       0.000       0.000     DI1_164_167_L_0
   8 D   2.296      7.2640E-05   6.400       11.48       22.40       13.68           UL-RL  4.1569E+04  -1.400       0.000
1.000       1.000       11.48       0.000       0.000     DI1_164_167_L_0
   9 D   2.661      6.9743E-05   9.600       13.30       25.60       15.37           UL-RL  4.1569E+04  -1.600       0.000
1.000       1.000       13.30       0.000       0.000     DI1_164_167_L_0
  10 D   3.007      6.6888E-05   12.80       15.03       28.80       17.05           UL-RL  4.1569E+04  -1.800       0.000
1.000       1.000       15.03       0.000       0.000     DI1_164_167_L_0
  11 D   3.343      6.4079E-05   16.00       16.71       32.00       18.74           UL-RL  4.1569E+04  -2.000       0.000
1.000       1.000       16.71       0.000       0.000     DI1_164_167_L_0
  12 D   3.673      6.1322E-05   19.20       18.36       35.20       20.42           UL-RL  4.1569E+04  -2.200       0.000
1.000       1.000       18.36       0.000       0.000     DI1_164_167_L_0
  13 D   3.999      5.8620E-05   22.40       19.99       38.40       22.09           UL-RL  4.1569E+04  -2.400       0.000
1.000       1.000       19.99       0.000       0.000     DI1_164_167_L_0
  14 D   4.322      5.5976E-05   25.60       21.61       41.60       23.77           UL-RL  4.1569E+04  -2.600       0.000
1.000       1.000       21.61       0.000       0.000     DI1_164_167_L_0
  15 D   4.643      5.3390E-05   28.80       23.21       44.80       25.43           UL-RL  4.1569E+04  -2.800       0.000
1.000       1.000       23.21       0.000       0.000     DI1_164_167_L_0
  16 D   4.962      5.0863E-05   32.00       24.81       48.00       27.10           UL-RL  4.1569E+04  -3.000       0.000
1.000       1.000       24.81       0.000       0.000     DI1_164_167_L_0
  17 D   5.280      4.8395E-05   35.20       26.40       51.20       28.76           UL-RL  4.1569E+04  -3.200       0.000
1.000       1.000       26.40       0.000       0.000     DI1_164_167_L_0
  18 D   5.597      4.5985E-05   38.40       27.98       54.40       30.42           UL-RL  4.1569E+04  -3.400       0.000
1.000       1.000       27.98       0.000       0.000     DI1_164_167_L_0
  19 D   5.913      4.3631E-05   41.60       29.56       57.60       32.07           UL-RL  4.1569E+04  -3.600       0.000
1.000       1.000       29.56       0.000       0.000     DI1_164_167_L_0
  20 D   6.228      4.1332E-05   44.80       31.14       60.80       33.73           UL-RL  4.1569E+04  -3.800       0.000
1.000       1.000       31.14       0.000       0.000     DI1_164_167_L_0
  21 D   6.542      3.9087E-05   48.00       32.71       64.00       35.37           UL-RL  4.1569E+04  -4.000       0.000
1.000       1.000       32.71       0.000       0.000     DI1_164_167_L_0
  22 D   6.856      3.6893E-05   51.20       34.28       67.20       37.02           UL-RL  4.1569E+04  -4.200       0.000
1.000       1.000       34.28       0.000       0.000     DI1_164_167_L_0
  23 D   7.170      3.4748E-05   54.40       35.85       70.40       38.66           UL-RL  4.1569E+04  -4.400       0.000
1.000       1.000       35.85       0.000       0.000     DI1_164_167_L_0
  24 D   7.482      3.2653E-05   57.60       37.41       73.60       40.30           UL-RL  4.1569E+04  -4.600       0.000
1.000       1.000       37.41       0.000       0.000     DI1_164_167_L_0
```

```
  25 D   7.795      3.0605E-05   60.80      38.97      76.80      41.93          UL-RL  4.1569E+04  -4.800       0.000
1.000      1.000      38.97       0.000      0.000     DI1_164_167_L_0
  26 D   8.376      2.8604E-05   64.00      41.88      80.00      43.57          UL-RL  8.8610E+04  -5.000       0.000
1.000      1.000      41.88       0.000      0.000     DI2_165_168_L_0
  27 D   8.669      2.6651E-05   67.20      43.34      83.20      45.20          UL-RL  8.8610E+04  -5.200       0.000
1.000      1.000      43.34       0.000      0.000     DI2_165_168_L_0
  28 D   8.962      2.4743E-05   70.40      44.81      86.40      46.82          UL-RL  8.8610E+04  -5.400       0.000
1.000      1.000      44.81       0.000      0.000     DI2_165_168_L_0
  29 D   9.255      2.2879E-05   73.60      46.28      89.60      48.45          UL-RL  8.8610E+04  -5.600       0.000
1.000      1.000      46.28       0.000      0.000     DI2_165_168_L_0
  30 D   9.549      2.1055E-05   76.80      47.74      92.80      50.07          UL-RL  8.8610E+04  -5.800       0.000
1.000      1.000      47.74       0.000      0.000     DI2_165_168_L_0
  31 D   9.842      1.9265E-05   80.00      49.21      96.00      51.69          UL-RL  8.8610E+04  -6.000       0.000
1.000      1.000      49.21       0.000      0.000     DI2_165_168_L_0
  32 D   10.14      1.7505E-05   83.20      50.68      99.20      53.30          UL-RL  8.8610E+04  -6.200       0.000
1.000      1.000      50.68       0.000      0.000     DI2_165_168_L_0
  33 D   10.43      1.5769E-05   86.40      52.14      102.4      54.92          UL-RL  8.8610E+04  -6.400       0.000
1.000      1.000      52.14       0.000      0.000     DI2_165_168_L_0
  34 D   10.72      1.4051E-05   89.60      53.61      105.6      56.53          UL-RL  8.8610E+04  -6.600       0.000
1.000      1.000      53.61       0.000      0.000     DI2_165_168_L_0
  35 D   11.01      1.2347E-05   92.80      55.07      108.8      58.14          UL-RL  8.8610E+04  -6.800       0.000
1.000      1.000      55.07       0.000      0.000     DI2_165_168_L_0
  36 D   11.31      1.0652E-05   96.00      56.53      112.0      59.74          UL-RL  8.8610E+04  -7.000       0.000
1.000      1.000      56.53       0.000      0.000     DI2_165_168_L_0
  37 D   11.60      8.9618E-06   99.20      57.99      115.2      61.35          UL-RL  8.8610E+04  -7.200       0.000
1.000      1.000      57.99       0.000      0.000     DI2_165_168_L_0
  38 D   8.918      7.2736E-06   102.4      59.45      118.4      62.95          UL-RL  8.8610E+04  -7.400       0.000
1.000      1.000      59.45       0.000      0.000     DI2_165_168_L_0
  39 D   3.009      6.4297E-06   104.0      60.18      120.0      63.75          UL-RL  8.8610E+04  -7.500       0.000
1.000      1.000      60.18       0.000      0.000     DI2_165_168_L_0
```

```
+-----------------------------------------------------------------------------------------------------------------------+
|                   PARATIEPLUS(TM)   NLS ENGINE RELEASE  2018.0    FULL VERSION  *Build date:Nov 13, 2017*              |
|                                                                                                                       |
|                          NewProject.BaseDesignSection_28.SLERaraFrequenteQuasiPermanente_1153                          |
|                                  Exe Time : 4 September 2018 18:01:30                                                 |
+-----------------------------------------------------------------------------------------------------------------------+
New Project


S T R E S S   R E S U L T S   F O R   G R O U P   N O.   3

WallElement_33                                                  :
ELEMENT TYPE    2 NO.OF ELEMENTS. IN THIS GROUP   38
C U R R E N T   T I M E   I S     2.0000

 WALL2D ELEMENT

   EL      TA          TB          MA          MB
-----------------------------------------------------
    1 1.61281E-03-1.61281E-03 2.01794E-12 3.22561E-04
    2 0.21869    -0.21869    -3.22561E-04 4.40604E-02
    3 0.64971    -0.64971    -4.40604E-02 0.17400
    4  1.2948     -1.2948    -0.17400     0.43296
    5  2.1540     -2.1540    -0.43296     0.86375
    6  3.2314     -3.2314    -0.86375      1.5100
    7  2.7968     -2.7968     -1.5100      2.0694
    8  2.3297     -2.3297     -2.0694      2.5353
    9  1.8724     -1.8724     -2.5353      2.9098
   10  1.4422     -1.4422     -2.9098      3.1983
   11  1.0476     -1.0476     -3.1983      3.4078
   12 0.69336    -0.69336     -3.4078      3.5464
   13 0.38211    -0.38211     -3.5464      3.6229
   14 0.11531    -0.11531     -3.6229      3.6459
   15-0.10637     0.10637     -3.6459      3.6247
   16-0.28272     0.28272     -3.6247      3.5681
   17-0.41387     0.41387     -3.5681      3.4853
   18-0.50016     0.50016     -3.4853      3.3853
   19-0.54207     0.54207     -3.3853      3.2769
   20-0.54019     0.54019     -3.2769      3.1689
   21-0.49516     0.49516     -3.1689      3.0698
   22-0.40765     0.40765     -3.0698      2.9883
   23-0.27839     0.27839     -2.9883      2.9326
   24-0.10810     0.10810     -2.9326      2.9110
   25 0.10247    -0.10247     -2.9110      2.9315
   26-0.41964     0.41964     -2.9315      2.8476
   27-0.85033     0.85033     -2.8476      2.6775
   28 -1.1916      1.1916     -2.6775      2.4392
   29 -1.4455      1.4455     -2.4392      2.1501
   30 -1.6137      1.6137     -2.1501      1.8273
   31 -1.6977      1.6977     -1.8273      1.4878
   32 -1.6989      1.6989     -1.4878      1.1480
   33 -1.6184      1.6184     -1.1480     0.82434
   34 -1.4569      1.4569    -0.82434     0.53297
   35 -1.2150      1.2150    -0.53297     0.28996
   36-0.89317     0.89317    -0.28996     0.11133
   37-0.49147     0.49147    -0.11133     1.30354E-02
   38-0.13035     0.13035    -1.30354E-02 5.54223E-13
```

```
+-------------------------------------------------------------------------------------------------------------------------------+
|                   PARATIEPLUS(TM)   NLS ENGINE RELEASE  2018.0    FULL VERSION  *Build date:Nov 13, 2017*                    |
|                                                                                                                               |
|                          NewProject.BaseDesignSection_28.SLERaraFrequenteQuasiPermanente_1153                                 |
|                                   Exe Time : 4 September 2018 18:01:30                                                        |
+-------------------------------------------------------------------------------------------------------------------------------+
New Project


S T R E S S   R E S U L T S   F O R   G R O U P   N O.   4

Tieback_175                                                 :
ELEMENT TYPE    6 NO.OF ELEMENTS. IN THIS GROUP    1
C U R R E N T   T I M E   I S      2.0000

 POST-TENSION 2D-BOUNDARY ELEMENT

         EL    FORCE          d0          EDISPL     pl. eps          K     -ve limit   +ve limit
-------------------------------------------------------------------------------------------------------

***** NO ONE ELEMENT ACTIVE AT CURRENT STEP *****

ITER     0 RNORM = 0.000     RMNORM= 0.000
           RINORM=0.1814E+05 RIMNOR= 462.6
           RENORM=0.1439E+05 REMNOR=0.1014E-21 RATIO =0.8907     TOLER =0.1000E-03  NOT CONVERGED
           RFMAX = 119.9     RMMAX = 3.646
           RTSMAL=0.1000E-02 RMSMAL=0.1000E-04
           RDT   =0.1814E+05 RDR   = 462.6
           RATIOT=0.8907     RATIOR= 0.000
           MAX UN=0.5866E-10 IEQ=    13 NODE      7 DOF   1  Y-DISPL.F
           MIN UN=-119.9     IEQ=     1 NODE      1 DOF   1  Y-DISPL.F
           NO. OF CONTACT CONSTRAINT VIOLATIONS     0


ITER     2 RNORM = 0.000     RMNORM= 0.000
           RINORM=0.1814E+05 RIMNOR= 462.6
           RENORM= 252.3     REMNOR=0.1156E-19 RATIO =0.1180     TOLER =0.1000E-03  NOT CONVERGED
           RFMAX = 119.9     RMMAX = 3.646
           RTSMAL=0.1000E-02 RMSMAL=0.1000E-04
           RDT   =0.1814E+05 RDR   = 462.6
           RATIOT=0.1180     RATIOR= 0.000
           MAX UN=0.5356     IEQ=    73 NODE     37 DOF   1  Y-DISPL.F
           MIN UN=-7.740     IEQ=     3 NODE      2 DOF   1  Y-DISPL.F
           NO. OF CONTACT CONSTRAINT VIOLATIONS     0


ITER     3 RNORM = 0.000     RMNORM= 0.000
           RINORM=0.1814E+05 RIMNOR= 462.6
           RENORM= 17.42     REMNOR=0.1456E-19 RATIO =0.3099E-01 TOLER =0.1000E-03  NOT CONVERGED
           RFMAX = 119.9     RMMAX = 3.646
           RTSMAL=0.1000E-02 RMSMAL=0.1000E-04
           RDT   =0.1814E+05 RDR   = 462.6
           RATIOT=0.3099E-01 RATIOR= 0.000
           MAX UN= 1.364     IEQ=    75 NODE     38 DOF   1  Y-DISPL.F
           MIN UN=-2.468     IEQ=    27 NODE     14 DOF   1  Y-DISPL.F
           NO. OF CONTACT CONSTRAINT VIOLATIONS     0


ITER     4 RNORM = 0.000     RMNORM= 0.000
           RINORM=0.1814E+05 RIMNOR= 462.6
           RENORM=0.1352     REMNOR=0.9138E-20 RATIO =0.2731E-02 TOLER =0.1000E-03  NOT CONVERGED
           RFMAX = 119.9     RMMAX = 3.646
           RTSMAL=0.1000E-02 RMSMAL=0.1000E-04
           RDT   =0.1814E+05 RDR   = 462.6
           RATIOT=0.2731E-02 RATIOR= 0.000
           MAX UN=0.3677     IEQ=    67 NODE     34 DOF   1  Y-DISPL.F
           MIN UN=-.9134E-09 IEQ=    75 NODE     38 DOF   1  Y-DISPL.F
           NO. OF CONTACT CONSTRAINT VIOLATIONS     0


ITER     5 RNORM = 0.000     RMNORM= 0.000
```

```
RINORM=0.1814E+05 RIMNOR= 462.6
RENORM=0.1140E-03 REMNOR=0.1776E-19 RATIO =0.7928E-04 TOLER =0.1000E-03      CONVERGED !
RFMAX = 119.9     RMMAX = 3.646
RTSMAL=0.1000E-02 RMSMAL=0.1000E-04
RDT   =0.1814E+05 RDR   = 462.6
RATIOT=0.7928E-04 RATIOR= 0.000
MAX UN=0.8583E-09 IEQ=     3 NODE      2 DOF   1  Y-DISPL.F
MIN UN=-.7576E-02 IEQ=    53 NODE     27 DOF   1  Y-DISPL.F
NO. OF CONTACT CONSTRAINT VIOLATIONS     0
```

```
+-------------------------------------------------------------------------------------------------------------------------+
|                   PARATIEPLUS(TM)   NLS ENGINE RELEASE  2018.0    FULL VERSION  *Build date:Nov 13, 2017*               |
|                                                                                                                         |
|                            NewProject.BaseDesignSection_28.SLERaraFrequenteQuasiPermanente_1153                         |
|                                     Exe Time : 4 September 2018 18:01:30                                                |
+-------------------------------------------------------------------------------------------------------------------------+
New Project
SOLUTION REACHED USING     5 ITERATIONS ON   40

P R I N T   O U T   F O R   T I M E   S T E P    3     ( AT TIME   3.000     )

PRINT OUT OF ACTIVE COMPONENTS (FIXED NODES ARE NOT PRINTED OUT)

          Y-DISPL.F        X-ROT. F
            (02)             (04)           (
    1  -1.6081075E-03   4.3111746E-04
    2  -1.5219489E-03   4.3014431E-04
    3  -1.4361776E-03   4.2725354E-04
    4  -1.3511696E-03   4.2253086E-04
    5  -1.2672779E-03   4.1611850E-04
    6  -1.1848228E-03   4.0819667E-04
    7  -1.1040874E-03   3.9895187E-04
    8  -1.0253183E-03   3.8856328E-04
    9  -9.4872695E-04   3.7720206E-04
   10  -8.7449143E-04   3.6503154E-04
   11  -8.0275790E-04   3.5220756E-04
   12  -7.3364207E-04   3.3887873E-04
   13  -6.6723062E-04   3.2518675E-04
   14  -6.0358257E-04   3.1126673E-04
   15  -5.4273054E-04   2.9724755E-04
   16  -4.8468197E-04   2.8325216E-04
   17  -4.2941999E-04   2.6939788E-04
   18  -3.7690564E-04   2.5579701E-04
   19  -3.2707715E-04   2.4255677E-04
   20  -2.7985208E-04   2.2977937E-04
   21  -2.3512854E-04   2.1755824E-04
   22  -1.9278652E-04   2.0597450E-04
   23  -1.5269159E-04   1.9509804E-04
   24  -1.1469621E-04   1.8498788E-04
   25  -7.8642098E-05   1.7569276E-04
   26  -4.4362171E-05   1.6725171E-04
   27  -1.1682157E-05   1.5970193E-04
   28   1.9579868E-05   1.5307362E-04
   29   4.9609362E-05   1.4737637E-04
   30   7.8591634E-05   1.4259739E-04
   31   1.0670727E-04   1.3870270E-04
   32   1.3412797E-04   1.3563895E-04
   33   1.6101331E-04   1.3333418E-04
   34   1.8750624E-04   1.3169837E-04
   35   2.1373029E-04   1.3062694E-04
   36   2.3978708E-04   1.3000638E-04
   37   2.6575474E-04   1.2971634E-04
   38   2.9168704E-04   1.2962969E-04
   39   3.0465011E-04   1.2962529E-04
```

```
+-------------------------------------------------------------------------------------------------------------------------------+
|                   PARATIEPLUS(TM)   NLS ENGINE RELEASE  2018.0    FULL VERSION  *Build date:Nov 13, 2017*                    |
|                                                                                                                               |
|                          NewProject.BaseDesignSection_28.SLERaraFrequenteQuasiPermanente_1153                                 |
|                                   Exe Time : 4 September 2018 18:01:30                                                        |
+-------------------------------------------------------------------------------------------------------------------------------+
New Project


S T R E S S   R E S U L T S   F O R   G R O U P   N O.   1

0_L                                                              :
ELEMENT TYPE    5 NO.OF ELEMENTS. IN THIS GROUP   39
C U R R E N T   T I M E   I S      3.0000

 HARDENING 2D SOIL ELEMENT

 ****** TOTAL STRESS FORMULATION *****

  EL *   FORCE     DISPL-Y  VERTICAL-P  HORIZON.-P     MAX-V-P     MAX-H-P           STATE   STIFFNESS Z-LEVEL      PORE
E FACTOR    UFACTOR       Peq           Su_a         Su_p     LAYER
 ------------------------------------------------------------------------------------------------------------------------------
-------------------------------------------------------------------------------------------
   1 D  2.6275E-02  1.6081E-03  4.8433E-02  0.2627      4.8433E-02   1.745         PASSIVE   0.000       0.000       0.000
1.000       1.000      0.2627       0.000       0.000     DI1_164_167_L_0
   2 D   3.536      1.5219E-03   3.259       17.68       3.259       17.68         PASSIVE   0.000     -0.2000       0.000
1.000       1.000       17.68       0.000       0.000     DI1_164_167_L_0
   3 D   7.022      1.4362E-03   6.472       35.11       6.472       35.11         PASSIVE   0.000     -0.4000       0.000
1.000       1.000       35.11       0.000       0.000     DI1_164_167_L_0
   4 D   10.51      1.3512E-03   9.686       52.54       9.686       52.54         PASSIVE   0.000     -0.6000       0.000
1.000       1.000       52.54       0.000       0.000     DI1_164_167_L_0
   5 D   11.69      1.2673E-03   12.90       58.47       12.90       58.47            V-C  3.8971E+04 -0.8000       0.000
1.000       1.000       58.47       0.000       0.000     DI1_164_167_L_0
   6 D   11.29      1.1848E-03   16.12       56.46       16.12       56.46            V-C  3.8971E+04  -1.000       0.000
1.000       1.000       56.46       0.000       0.000     DI1_164_167_L_0
   7 D   11.00      1.1041E-03   19.34       55.01       19.34       55.01            V-C  3.8971E+04  -1.200       0.000
1.000       1.000       55.01       0.000       0.000     DI1_164_167_L_0
   8 D   10.73      1.0253E-03   22.56       53.63       22.56       53.63            V-C  3.8971E+04  -1.400       0.000
1.000       1.000       53.63       0.000       0.000     DI1_164_167_L_0
   9 D   10.47      9.4873E-04   25.78       52.34       25.78       52.34            V-C  3.8971E+04  -1.600       0.000
1.000       1.000       52.34       0.000       0.000     DI1_164_167_L_0
  10 D   10.23      8.7449E-04   29.00       51.13       29.00       51.13            V-C  3.8971E+04  -1.800       0.000
1.000       1.000       51.13       0.000       0.000     DI1_164_167_L_0
  11 D   10.00      8.0276E-04   32.22       50.02       32.22       50.02            V-C  3.8971E+04  -2.000       0.000
1.000       1.000       50.02       0.000       0.000     DI1_164_167_L_0
  12 D   9.801      7.3364E-04   35.45       49.01       35.45       49.01            V-C  3.8971E+04  -2.200       0.000
1.000       1.000       49.01       0.000       0.000     DI1_164_167_L_0
  13 D   9.619      6.6723E-04   38.68       48.10       38.68       48.10            V-C  3.8971E+04  -2.400       0.000
1.000       1.000       48.10       0.000       0.000     DI1_164_167_L_0
  14 D   9.458      6.0358E-04   41.91       47.29       41.91       47.29            V-C  3.8971E+04  -2.600       0.000
1.000       1.000       47.29       0.000       0.000     DI1_164_167_L_0
  15 D   9.317      5.4273E-04   45.14       46.59       45.14       46.59            V-C  3.8971E+04  -2.800       0.000
1.000       1.000       46.59       0.000       0.000     DI1_164_167_L_0
  16 D   9.198      4.8468E-04   48.37       45.99       48.37       45.99            V-C  3.8971E+04  -3.000       0.000
1.000       1.000       45.99       0.000       0.000     DI1_164_167_L_0
  17 D   9.099      4.2942E-04   51.60       45.50       51.60       45.50            V-C  3.8971E+04  -3.200       0.000
1.000       1.000       45.50       0.000       0.000     DI1_164_167_L_0
  18 D   9.022      3.7691E-04   54.84       45.11       54.84       45.11            V-C  3.8971E+04  -3.400       0.000
1.000       1.000       45.11       0.000       0.000     DI1_164_167_L_0
  19 D   8.964      3.2708E-04   58.07       44.82       58.07       44.82          UL-RL  6.2354E+04  -3.600       0.000
1.000       1.000       44.82       0.000       0.000     DI1_164_167_L_0
  20 D   8.926      2.7985E-04   61.31       44.63       61.31       44.64          UL-RL  6.2354E+04  -3.800       0.000
1.000       1.000       44.63       0.000       0.000     DI1_164_167_L_0
  21 D   8.907      2.3513E-04   64.54       44.53       64.54       44.54          UL-RL  6.2354E+04  -4.000       0.000
1.000       1.000       44.53       0.000       0.000     DI1_164_167_L_0
  22 D   8.905      1.9279E-04   67.78       44.53       67.78       44.54          UL-RL  6.2354E+04  -4.200       0.000
1.000       1.000       44.53       0.000       0.000     DI1_164_167_L_0
  23 D   8.921      1.5269E-04   71.02       44.60       71.02       44.62          UL-RL  6.2354E+04  -4.400       0.000
1.000       1.000       44.60       0.000       0.000     DI1_164_167_L_0
  24 D   8.952      1.1470E-04   74.26       44.76       74.26       44.78          UL-RL  6.2354E+04  -4.600       0.000
1.000       1.000       44.76       0.000       0.000     DI1_164_167_L_0
```

```
  25 D   8.998      7.8642E-05   77.50       44.99       77.50       45.02          UL-RL  6.2354E+04  -4.800       0.000
1.000       1.000       44.99       0.000       0.000     DI1_164_167_L_0
  26 D   9.540      4.4362E-05   80.75       47.70       80.75       47.79          UL-RL  1.5029E+05  -5.000       0.000
1.000       1.000       47.70       0.000       0.000     DI2_165_168_L_0
  27 D   9.251      1.1682E-05   83.99       46.26       83.99       46.36          UL-RL  1.5029E+05  -5.200       0.000
1.000       1.000       46.26       0.000       0.000     DI2_165_168_L_0
  28 D   8.776     -1.9580E-05   87.23       43.88       87.23       46.82          UL-RL  1.5029E+05  -5.400       0.000
1.000       1.000       43.88       0.000       0.000     DI2_165_168_L_0
  29 D   8.198     -4.9609E-05   90.48       40.99       90.48       48.45          UL-RL  1.5029E+05  -5.600       0.000
1.000       1.000       40.99       0.000       0.000     DI2_165_168_L_0
  30 D   7.651     -7.8592E-05   93.72       38.26       93.72       50.07          UL-RL  1.5029E+05  -5.800       0.000
1.000       1.000       38.26       0.000       0.000     DI2_165_168_L_0
  31 D   7.130     -1.0671E-04   96.97       35.65       96.97       51.69          UL-RL  1.5029E+05  -6.000       0.000
1.000       1.000       35.65       0.000       0.000     DI2_165_168_L_0
  32 D   6.629     -1.3413E-04   100.2       33.14       100.2       53.30          UL-RL  1.5029E+05  -6.200       0.000
1.000       1.000       33.14       0.000       0.000     DI2_165_168_L_0
  33 D   6.144     -1.6101E-04   103.5       30.72       103.5       54.92          UL-RL  1.5029E+05  -6.400       0.000
1.000       1.000       30.72       0.000       0.000     DI2_165_168_L_0
  34 D   6.078     -1.8751E-04   106.7       30.39       106.7       56.53          ACTIVE   0.000      -6.600       0.000
1.000       1.000       30.39       0.000       0.000     DI2_165_168_L_0
  35 D   6.270     -2.1373E-04   109.9       31.35       109.9       58.14          ACTIVE   0.000      -6.800       0.000
1.000       1.000       31.35       0.000       0.000     DI2_165_168_L_0
  36 D   6.461     -2.3979E-04   113.2       32.31       113.2       59.74          ACTIVE   0.000      -7.000       0.000
1.000       1.000       32.31       0.000       0.000     DI2_165_168_L_0
  37 D   6.653     -2.6575E-04   116.4       33.26       116.4       61.35          ACTIVE   0.000      -7.200       0.000
1.000       1.000       33.26       0.000       0.000     DI2_165_168_L_0
  38 D   5.133     -2.9169E-04   119.7       34.22       119.7       62.95          ACTIVE   0.000      -7.400       0.000
1.000       1.000       34.22       0.000       0.000     DI2_165_168_L_0
  39 D   1.735     -3.0465E-04   121.3       34.70       121.3       63.75          ACTIVE   0.000      -7.500       0.000
1.000       1.000       34.70       0.000       0.000     DI2_165_168_L_0
```

```
+-------------------------------------------------------------------------------------------------------------------------------+
|                   PARATIEPLUS(TM)   NLS ENGINE RELEASE  2018.0    FULL VERSION  *Build date:Nov 13, 2017*                    |
|                                                                                                                               |
|                              NewProject.BaseDesignSection_28.SLERaraFrequenteQuasiPermanente_1153                             |
|                                       Exe Time : 4 September 2018 18:01:30                                                    |
+-------------------------------------------------------------------------------------------------------------------------------+
New Project


S T R E S S   R E S U L T S   F O R   G R O U P   N O.   2

0_R                                                          :
ELEMENT TYPE    5 NO.OF ELEMENTS. IN THIS GROUP   39
C U R R E N T   T I M E   I S      3.0000

 HARDENING 2D SOIL ELEMENT

 ****** TOTAL STRESS FORMULATION *****

  EL *   FORCE     DISPL-Y  VERTICAL-P  HORIZON.-P     MAX-V-P     MAX-H-P           STATE   STIFFNESS Z-LEVEL      PORE
E FACTOR    UFACTOR       Peq           Su_a         Su_p     LAYER
 ------------------------------------------------------------------------------------------------------------------------------
-------------------------------------------------------------------------------------------
   1     0.000         --          --          --          --          --          REMOVED     --        0.000       0.000
1.000       1.000       0.000       0.000       0.000     not available
   2     0.000         --          --          --          --          --          REMOVED     --      -0.2000       0.000
1.000       1.000       0.000       0.000       0.000     not available
   3     0.000         --          --          --          --          --          REMOVED     --      -0.4000       0.000
1.000       1.000       0.000       0.000       0.000     not available
   4     0.000         --          --          --          --          --          REMOVED     --      -0.6000       0.000
1.000       1.000       0.000       0.000       0.000     not available
   5     0.000         --          --          --          --          --          REMOVED     --      -0.8000       0.000
1.000       1.000       0.000       0.000       0.000     not available
   6 D   0.000     -1.1848E-03   0.000       0.000       16.00       10.28         ACTIVE   0.000      -1.000       0.000
1.000       1.000       0.000       0.000       0.000     DI1_164_167_L_0
   7 D  0.2131     -1.1041E-03   3.200       1.066       19.20       11.98         ACTIVE   0.000      -1.200       0.000
1.000       1.000       1.066       0.000       0.000     DI1_164_167_L_0
   8 D  0.4262     -1.0253E-03   6.400       2.131       22.40       13.68         ACTIVE   0.000      -1.400       0.000
1.000       1.000       2.131       0.000       0.000     DI1_164_167_L_0
   9 D  0.6394     -9.4873E-04   9.600       3.197       25.60       15.37         ACTIVE   0.000      -1.600       0.000
1.000       1.000       3.197       0.000       0.000     DI1_164_167_L_0
  10 D  0.8525     -8.7449E-04   12.80       4.262       28.80       17.05         ACTIVE   0.000      -1.800       0.000
1.000       1.000       4.262       0.000       0.000     DI1_164_167_L_0
  11 D   1.066     -8.0276E-04   16.00       5.328       32.00       18.74         ACTIVE   0.000      -2.000       0.000
1.000       1.000       5.328       0.000       0.000     DI1_164_167_L_0
  12 D   1.279     -7.3364E-04   19.20       6.394       35.20       20.42         ACTIVE   0.000      -2.200       0.000
1.000       1.000       6.394       0.000       0.000     DI1_164_167_L_0
  13 D   1.492     -6.6723E-04   22.40       7.459       38.40       22.09         ACTIVE   0.000      -2.400       0.000
1.000       1.000       7.459       0.000       0.000     DI1_164_167_L_0
  14 D   1.705     -6.0358E-04   25.60       8.525       41.60       23.77         ACTIVE   0.000      -2.600       0.000
1.000       1.000       8.525       0.000       0.000     DI1_164_167_L_0
  15 D   1.918     -5.4273E-04   28.80       9.590       44.80       25.43         ACTIVE   0.000      -2.800       0.000
1.000       1.000       9.590       0.000       0.000     DI1_164_167_L_0
  16 D   2.131     -4.8468E-04   32.00       10.66       48.00       27.10         ACTIVE   0.000      -3.000       0.000
1.000       1.000       10.66       0.000       0.000     DI1_164_167_L_0
  17 D   2.344     -4.2942E-04   35.20       11.72       51.20       28.76         ACTIVE   0.000      -3.200       0.000
1.000       1.000       11.72       0.000       0.000     DI1_164_167_L_0
  18 D   2.557     -3.7691E-04   38.40       12.79       54.40       30.42         ACTIVE   0.000      -3.400       0.000
1.000       1.000       12.79       0.000       0.000     DI1_164_167_L_0
  19 D   2.831     -3.2708E-04   41.60       14.15       57.60       32.07          UL-RL  4.1569E+04  -3.600       0.000
1.000       1.000       14.15       0.000       0.000     DI1_164_167_L_0
  20 D   3.558     -2.7985E-04   44.80       17.79       60.80       33.73          UL-RL  4.1569E+04  -3.800       0.000
1.000       1.000       17.79       0.000       0.000     DI1_164_167_L_0
  21 D   4.263     -2.3513E-04   48.00       21.31       64.00       35.37          UL-RL  4.1569E+04  -4.000       0.000
1.000       1.000       21.31       0.000       0.000     DI1_164_167_L_0
  22 D   4.947     -1.9279E-04   51.20       24.73       67.20       37.02          UL-RL  4.1569E+04  -4.200       0.000
1.000       1.000       24.73       0.000       0.000     DI1_164_167_L_0
  23 D   5.611     -1.5269E-04   54.40       28.06       70.40       38.66          UL-RL  4.1569E+04  -4.400       0.000
1.000       1.000       28.06       0.000       0.000     DI1_164_167_L_0
  24 D   6.257     -1.1470E-04   57.60       31.29       73.60       40.30          UL-RL  4.1569E+04  -4.600       0.000
1.000       1.000       31.29       0.000       0.000     DI1_164_167_L_0
```

25 D	6.886	-7.8642E-05	60.80	34.43	76.80	41.93	UL-RL	4.1569E+04	-4.800	0.000	
1.000	1.000	34.43	0.000	0.000	DI1_164_167_L_0						
26 D	7.083	-4.4362E-05	64.00	35.41	80.00	43.57	UL-RL	8.8610E+04	-5.000	0.000	
1.000	1.000	35.41	0.000	0.000	DI2_165_168_L_0						
27 D	7.990	-1.1682E-05	67.20	39.95	83.20	45.20	UL-RL	8.8610E+04	-5.200	0.000	
1.000	1.000	39.95	0.000	0.000	DI2_165_168_L_0						
28 D	8.871	1.9580E-05	70.40	44.35	86.40	46.82	UL-RL	8.8610E+04	-5.400	0.000	
1.000	1.000	44.35	0.000	0.000	DI2_165_168_L_0						
29 D	9.678	4.9609E-05	73.60	48.39	89.60	48.87	UL-RL	8.8610E+04	-5.600	0.000	
1.000	1.000	48.39	0.000	0.000	DI2_165_168_L_0						
30 D	10.36	7.8592E-05	76.80	51.80	92.80	51.80	V-C	5.5381E+04	-5.800	0.000	
1.000	1.000	51.80	0.000	0.000	DI2_165_168_L_0						
31 D	11.00	1.0671E-04	80.00	54.98	96.00	54.98	V-C	5.5381E+04	-6.000	0.000	
1.000	1.000	54.98	0.000	0.000	DI2_165_168_L_0						
32 D	11.62	1.3413E-04	83.20	58.12	99.20	58.12	V-C	5.5381E+04	-6.200	0.000	
1.000	1.000	58.12	0.000	0.000	DI2_165_168_L_0						
33 D	12.25	1.6101E-04	86.40	61.23	102.4	61.23	V-C	5.5381E+04	-6.400	0.000	
1.000	1.000	61.23	0.000	0.000	DI2_165_168_L_0						
34 D	12.86	1.8751E-04	89.60	64.31	105.6	64.31	V-C	5.5381E+04	-6.600	0.000	
1.000	1.000	64.31	0.000	0.000	DI2_165_168_L_0						
35 D	13.47	2.1373E-04	92.80	67.37	108.8	67.37	V-C	5.5381E+04	-6.800	0.000	
1.000	1.000	67.37	0.000	0.000	DI2_165_168_L_0						
36 D	14.09	2.3979E-04	96.00	70.43	112.0	70.43	V-C	5.5381E+04	-7.000	0.000	
1.000	1.000	70.43	0.000	0.000	DI2_165_168_L_0						
37 D	14.69	2.6575E-04	99.20	73.47	115.2	73.47	V-C	5.5381E+04	-7.200	0.000	
1.000	1.000	73.47	0.000	0.000	DI2_165_168_L_0						
38 D	11.48	2.9169E-04	102.4	76.52	118.4	76.52	V-C	5.5381E+04	-7.400	0.000	
1.000	1.000	76.52	0.000	0.000	DI2_165_168_L_0						
39 D	3.902	3.0465E-04	104.0	78.04	120.0	78.04	V-C	5.5381E+04	-7.500	0.000	
1.000	1.000	78.04	0.000	0.000	DI2_165_168_L_0						

```
+-----------------------------------------------------------------------------------------------------------------+
|                  PARATIEPLUS(TM)   NLS ENGINE RELEASE  2018.0    FULL VERSION  *Build date:Nov 13, 2017*          |
|                                                                                                                 |
|                         NewProject.BaseDesignSection_28.SLERaraFrequenteQuasiPermanente_1153                    |
|                                 Exe Time : 4 September 2018 18:01:30                                            |
+-----------------------------------------------------------------------------------------------------------------+
New Project


S T R E S S   R E S U L T S   F O R   G R O U P   N O.   3

WallElement_33                                                  :
ELEMENT TYPE    2 NO.OF ELEMENTS. IN THIS GROUP   38
C U R R E N T   T I M E   I S     3.0000

 WALL2D ELEMENT

   EL      TA          TB          MA          MB
-----------------------------------------------------
    1 -119.92      119.92     5.96359E-11 -23.984
    2 -116.38      116.38      23.984     -47.260
    3 -109.36      109.36      47.260     -69.132
    4 -98.851      98.851      69.132     -88.902
    5 -87.158      87.158      88.902     -106.33
    6 -75.866      75.866      106.33     -121.51
    7 -65.078      65.078      121.51     -134.52
    8 -54.777      54.777      134.52     -145.48
    9 -44.949      44.949      145.48     -154.47
   10 -35.575      35.575      154.47     -161.58
   11 -26.636      26.636      161.58     -166.91
   12 -18.113      18.113      166.91     -170.53
   13 -9.9862      9.9862      170.53     -172.53
   14 -2.2336      2.2336      172.53     -172.98
   15  5.1653     -5.1653      172.98     -171.94
   16  12.232     -12.232      171.94     -169.50
   17  18.987     -18.987      169.50     -165.70
   18  25.451     -25.451      165.70     -160.61
   19  31.585     -31.585      160.61     -154.29
   20  36.953     -36.953      154.29     -146.90
   21  41.598     -41.598      146.90     -138.58
   22  45.558     -45.558      138.58     -129.47
   23  48.869     -48.869      129.47     -119.70
   24  51.566     -51.566      119.70     -109.38
   25  53.679     -53.679      109.38     -98.648
   26  56.143     -56.143      98.648     -87.419
   27  57.412     -57.412      87.419     -75.937
   28  57.318     -57.318      75.937     -64.473
   29  55.838     -55.838      64.473     -53.306
   30  53.129     -53.129      53.306     -42.680
   31  49.263     -49.263      42.680     -32.828
   32  44.267     -44.267      32.828     -23.974
   33  38.165     -38.165      23.974     -16.341
   34  31.382     -31.382      16.341     -10.065
   35  24.177     -24.177      10.065     -5.2293
   36  16.553     -16.553      5.2293     -1.9188
   37  8.5107     -8.5107      1.9188    -0.21668
   38  2.1667     -2.1667     0.21668    -2.24105E-11
```

```
+-------------------------------------------------------------------------------------------------------------------------------+
|                   PARATIEPLUS(TM)   NLS ENGINE RELEASE  2018.0    FULL VERSION  *Build date:Nov 13, 2017*                    |
|                                                                                                                               |
|                          NewProject.BaseDesignSection_28.SLERaraFrequenteQuasiPermanente_1153                                 |
|                                   Exe Time : 4 September 2018 18:01:30                                                        |
+-------------------------------------------------------------------------------------------------------------------------------+
New Project


S T R E S S   R E S U L T S   F O R   G R O U P   N O.   4

Tieback_175                                                :
ELEMENT TYPE    6 NO.OF ELEMENTS. IN THIS GROUP    1
C U R R E N T   T I M E   I S      3.0000

 POST-TENSION 2D-BOUNDARY ELEMENT

         EL    FORCE          d0          EDISPL     pl. eps          K     -ve limit   +ve limit
-------------------------------------------------------------------------------------------------------
 ANCHOR    1   138.50     -1.47356E-03 -1.47356E-03   0.0000       0.0000       0.0000       0.0000     BORN NOW JUST
ACTIVATED

 ITER     0 RNORM = 0.000     RMNORM= 0.000
             RINORM=0.2448E+06 RIMNOR=0.1001E+07
             RENORM= 410.0     REMNOR=0.1776E-19 RATIO =0.4092E-01 TOLER =0.1000E-03  NOT CONVERGED
             RFMAX = 119.9     RMMAX = 173.0
             RTSMAL=0.1000E-02 RMSMAL=0.1000E-02
             RDT   =0.2448E+06 RDR   =0.1001E+07
             RATIOT=0.4092E-01 RATIOR= 0.000
             MAX UN= 6.255     IEQ=    47 NODE     24 DOF   1  Y-DISPL.F
             MIN UN=-.5933E-09 IEQ=     1 NODE      1 DOF   1  Y-DISPL.F
             NO. OF CONTACT CONSTRAINT VIOLATIONS     0


 ITER     2 RNORM = 0.000     RMNORM= 0.000
             RINORM=0.2448E+06 RIMNOR=0.1001E+07
             RENORM= 32.94     REMNOR=0.1398E-18 RATIO =0.1160E-01 TOLER =0.1000E-03  NOT CONVERGED
             RFMAX = 119.9     RMMAX = 173.0
             RTSMAL=0.1000E-02 RMSMAL=0.1000E-02
             RDT   =0.2448E+06 RDR   =0.1001E+07
             RATIOT=0.1160E-01 RATIOR= 0.000
             MAX UN= 3.804     IEQ=    65 NODE     33 DOF   1  Y-DISPL.F
             MIN UN=-.1885E-08 IEQ=     5 NODE      3 DOF   1  Y-DISPL.F
             NO. OF CONTACT CONSTRAINT VIOLATIONS     0


 ITER     3 RNORM = 0.000     RMNORM= 0.000
             RINORM=0.2448E+06 RIMNOR=0.1001E+07
             RENORM=0.3432E-01 REMNOR=0.3865E-19 RATIO =0.3744E-03 TOLER =0.1000E-03  NOT CONVERGED
             RFMAX = 119.9     RMMAX = 173.0
             RTSMAL=0.1000E-02 RMSMAL=0.1000E-02
             RDT   =0.2448E+06 RDR   =0.1001E+07
             RATIOT=0.3744E-03 RATIOR= 0.000
             MAX UN=0.1130     IEQ=    75 NODE     38 DOF   1  Y-DISPL.F
             MIN UN=-.3301E-09 IEQ=    63 NODE     32 DOF   1  Y-DISPL.F
             NO. OF CONTACT CONSTRAINT VIOLATIONS     0


 ITER     4 RNORM = 0.000     RMNORM= 0.000
             RINORM=0.2448E+06 RIMNOR=0.1001E+07
             RENORM=0.7717E-05 REMNOR=0.1172E-19 RATIO =0.5615E-05 TOLER =0.1000E-03      CONVERGED !
             RFMAX = 119.9     RMMAX = 173.0
             RTSMAL=0.1000E-02 RMSMAL=0.1000E-02
             RDT   =0.2448E+06 RDR   =0.1001E+07
             RATIOT=0.5615E-05 RATIOR= 0.000
             MAX UN=0.2778E-02 IEQ=    67 NODE     34 DOF   1  Y-DISPL.F
             MIN UN=-.1365E-08 IEQ=    75 NODE     38 DOF   1  Y-DISPL.F
             NO. OF CONTACT CONSTRAINT VIOLATIONS     0
```

```
+-------------------------------------------------------------------------------------------------------------------------+
|                   PARATIEPLUS(TM)   NLS ENGINE RELEASE  2018.0    FULL VERSION  *Build date:Nov 13, 2017*              |
|                                                                                                                         |
|                            NewProject.BaseDesignSection_28.SLERaraFrequenteQuasiPermanente_1153                         |
|                                     Exe Time : 4 September 2018 18:01:30                                                |
+-------------------------------------------------------------------------------------------------------------------------+
New Project
SOLUTION REACHED USING     4 ITERATIONS ON   40

P R I N T   O U T   F O R   T I M E   S T E P    4     ( AT TIME   4.000     )

PRINT OUT OF ACTIVE COMPONENTS (FIXED NODES ARE NOT PRINTED OUT)

          Y-DISPL.F        X-ROT. F
            (02)             (04)           (
    1  -1.3870056E-03   5.0479823E-04
    2  -1.2861109E-03   5.0382281E-04
    3  -1.1856050E-03   5.0091886E-04
    4  -1.0858671E-03   4.9615895E-04
    5  -9.8725660E-04   4.8967142E-04
    6  -8.9010270E-04   4.8162172E-04
    7  -7.9470065E-04   4.7218088E-04
    8  -7.0131212E-04   4.6151349E-04
    9  -6.1016641E-04   4.4977880E-04
   10  -5.2146148E-04   4.3713091E-04
   11  -4.3536497E-04   4.2371911E-04
   12  -3.5201511E-04   4.0968812E-04
   13  -2.7152163E-04   3.9517846E-04
   14  -1.9396653E-04   3.8032674E-04
   15  -1.1940487E-04   3.6526605E-04
   16  -4.7865385E-05   3.5012627E-04
   17   2.0649174E-05   3.3503436E-04
   18   8.6160207E-05   3.2011501E-04
   19   1.4871484E-04   3.0549056E-04
   20   2.0838413E-04   2.9128164E-04
   21   2.6526286E-04   2.7760747E-04
   22   3.1947035E-04   2.6458596E-04
   23   3.7114857E-04   2.5233439E-04
   24   4.2046321E-04   2.4096947E-04
   25   4.6760323E-04   2.3060764E-04
   26   5.1277942E-04   2.2134313E-04
   27   5.5621555E-04   2.1320774E-04
   28   5.9813617E-04   2.0618038E-04
   29   6.3875882E-04   2.0021991E-04
   30   6.7829157E-04   1.9527094E-04
   31   7.1693013E-04   1.9126599E-04
   32   7.5485552E-04   1.8812727E-04
   33   7.9223277E-04   1.8576734E-04
   34   8.2920793E-04   1.8408950E-04
   35   8.6590699E-04   1.8298799E-04
   36   9.0243394E-04   1.8234860E-04
   37   9.3886891E-04   1.8204914E-04
   38   9.7526740E-04   1.8195952E-04
   39   9.9346359E-04   1.8195496E-04
```

PARATIEPLUS(TM) NLS ENGINE RELEASE 2018.0 FULL VERSION *Build date:Nov 13, 2017*

NewProject.BaseDesignSection_28.SLERaraFrequenteQuasiPermanente_1153

Exe Time : 4 September 2018 18:01:30

New Project

S T R E S S R E S U L T S F O R G R O U P N O. 1

0_L :

ELEMENT TYPE 5 NO.OF ELEMENTS. IN THIS GROUP 39

C U R R E N T T I M E I S 4.0000

HARDENING 2D SOIL ELEMENT

****** TOTAL STRESS FORMULATION *****

EL * E	FACTOR	FORCE	DISPL-Y	VERTICAL-P	HORIZON.-P	MAX-V-P	MAX-H-P	STATE	STIFFNESS	Z-LEVEL	PORE
		UFACTOR	Peq	Su_a	Su_p	LAYER					
1 D	1.000	2.6275E-02	1.3870E-03	4.8433E-02	0.2627	4.8433E-02	1.745	PASSIVE	0.000	0.000	0.000
	1.000	0.2627	0.000	0.000	DI1_164_167_L_0						
2 D	1.000	2.752	1.2861E-03	3.259	13.76	3.259	17.68	UL-RL	1.6628E+04	-0.2000	0.000
	1.000	13.76	0.000	0.000	DI1_164_167_L_0						
3 D	1.000	6.189	1.1856E-03	6.472	30.94	6.472	35.11	UL-RL	1.6628E+04	-0.4000	0.000
	1.000	30.94	0.000	0.000	DI1_164_167_L_0						
4 D	1.000	9.627	1.0859E-03	9.686	48.13	9.686	52.54	UL-RL	1.6628E+04	-0.6000	0.000
	1.000	48.13	0.000	0.000	DI1_164_167_L_0						
5 D	1.000	10.76	9.8726E-04	12.90	53.81	12.90	58.47	UL-RL	1.6628E+04	-0.8000	0.000
	1.000	53.81	0.000	0.000	DI1_164_167_L_0						
6 D	1.000	10.31	8.9010E-04	16.12	51.56	16.12	56.46	UL-RL	1.6628E+04	-1.000	0.000
	1.000	51.56	0.000	0.000	DI1_164_167_L_0						
7 D	1.000	9.973	7.9470E-04	19.34	49.86	19.34	55.01	UL-RL	1.6628E+04	-1.200	0.000
	1.000	49.86	0.000	0.000	DI1_164_167_L_0						
8 D	1.000	9.649	7.0131E-04	22.56	48.25	22.56	53.63	UL-RL	1.6628E+04	-1.400	0.000
	1.000	48.25	0.000	0.000	DI1_164_167_L_0						
9 D	1.000	9.342	6.1017E-04	25.78	46.71	25.78	52.34	UL-RL	1.6628E+04	-1.600	0.000
	1.000	46.71	0.000	0.000	DI1_164_167_L_0						
10 D	1.000	9.053	5.2146E-04	29.00	45.26	29.00	51.13	UL-RL	1.6628E+04	-1.800	0.000
	1.000	45.26	0.000	0.000	DI1_164_167_L_0						
11 D	1.000	8.782	4.3536E-04	32.22	43.91	32.22	50.02	UL-RL	1.6628E+04	-2.000	0.000
	1.000	43.91	0.000	0.000	DI1_164_167_L_0						
12 D	1.000	8.532	3.5202E-04	35.45	42.66	35.45	49.01	UL-RL	1.6628E+04	-2.200	0.000
	1.000	42.66	0.000	0.000	DI1_164_167_L_0						
13 D	1.000	8.303	2.7152E-04	38.68	41.52	38.68	48.10	UL-RL	1.6628E+04	-2.400	0.000
	1.000	41.52	0.000	0.000	DI1_164_167_L_0						
14 D	1.000	8.095	1.9397E-04	41.91	40.48	41.91	47.29	UL-RL	1.6628E+04	-2.600	0.000
	1.000	40.48	0.000	0.000	DI1_164_167_L_0						
15 D	1.000	7.909	1.1940E-04	45.14	39.55	45.14	46.59	UL-RL	1.6628E+04	-2.800	0.000
	1.000	39.55	0.000	0.000	DI1_164_167_L_0						
16 D	1.000	7.745	4.7865E-05	48.37	38.73	48.37	45.99	UL-RL	1.6628E+04	-3.000	0.000
	1.000	38.73	0.000	0.000	DI1_164_167_L_0						
17 D	1.000	7.603	-2.0649E-05	51.60	38.01	51.60	45.50	UL-RL	1.6628E+04	-3.200	0.000
	1.000	38.01	0.000	0.000	DI1_164_167_L_0						
18 D	1.000	7.482	-8.6160E-05	54.84	37.41	54.84	45.11	UL-RL	1.6628E+04	-3.400	0.000
	1.000	37.41	0.000	0.000	DI1_164_167_L_0						
19 D	1.000	7.382	-1.4871E-04	58.07	36.91	58.07	44.82	UL-RL	1.6628E+04	-3.600	0.000
	1.000	36.91	0.000	0.000	DI1_164_167_L_0						
20 D	1.000	7.302	-2.0838E-04	61.31	36.51	61.31	44.64	UL-RL	1.6628E+04	-3.800	0.000
	1.000	36.51	0.000	0.000	DI1_164_167_L_0						
21 D	1.000	7.243	-2.6526E-04	64.54	36.21	64.54	44.54	UL-RL	1.6628E+04	-4.000	0.000
	1.000	36.21	0.000	0.000	DI1_164_167_L_0						
22 D	1.000	7.202	-3.1947E-04	67.78	36.01	67.78	44.54	UL-RL	1.6628E+04	-4.200	0.000
	1.000	36.01	0.000	0.000	DI1_164_167_L_0						
23 D	1.000	7.179	-3.7115E-04	71.02	35.89	71.02	44.62	UL-RL	1.6628E+04	-4.400	0.000
	1.000	35.89	0.000	0.000	DI1_164_167_L_0						
24 D	1.000	7.172	-4.2046E-04	74.26	35.86	74.26	44.78	UL-RL	1.6628E+04	-4.600	0.000
	1.000	35.86	0.000	0.000	DI1_164_167_L_0						

```
  25 D   7.181     -4.6760E-04   77.50       35.90       77.50       45.02          UL-RL  1.6628E+04  -4.800       0.000
1.000       1.000       35.90       0.000       0.000     DI1_164_167_L_0
  26 D   5.074     -5.1278E-04   80.75       25.37       80.75       47.79          UL-RL  4.0077E+04  -5.000       0.000
1.000       1.000       25.37       0.000       0.000     DI2_165_168_L_0
  27 D   4.738     -5.5622E-04   83.99       23.69       83.99       46.36          ACTIVE   0.000      -5.200       0.000
1.000       1.000       23.69       0.000       0.000     DI2_165_168_L_0
  28 D   4.929     -5.9814E-04   87.23       24.65       87.23       46.82          ACTIVE   0.000      -5.400       0.000
1.000       1.000       24.65       0.000       0.000     DI2_165_168_L_0
  29 D   5.121     -6.3876E-04   90.48       25.60       90.48       48.45          ACTIVE   0.000      -5.600       0.000
1.000       1.000       25.60       0.000       0.000     DI2_165_168_L_0
  30 D   5.312     -6.7829E-04   93.72       26.56       93.72       50.07          ACTIVE   0.000      -5.800       0.000
1.000       1.000       26.56       0.000       0.000     DI2_165_168_L_0
  31 D   5.504     -7.1693E-04   96.97       27.52       96.97       51.69          ACTIVE   0.000      -6.000       0.000
1.000       1.000       27.52       0.000       0.000     DI2_165_168_L_0
  32 D   5.695     -7.5486E-04   100.2       28.48       100.2       53.30          ACTIVE   0.000      -6.200       0.000
1.000       1.000       28.48       0.000       0.000     DI2_165_168_L_0
  33 D   5.887     -7.9223E-04   103.5       29.43       103.5       54.92          ACTIVE   0.000      -6.400       0.000
1.000       1.000       29.43       0.000       0.000     DI2_165_168_L_0
  34 D   6.078     -8.2921E-04   106.7       30.39       106.7       56.53          ACTIVE   0.000      -6.600       0.000
1.000       1.000       30.39       0.000       0.000     DI2_165_168_L_0
  35 D   6.270     -8.6591E-04   109.9       31.35       109.9       58.14          ACTIVE   0.000      -6.800       0.000
1.000       1.000       31.35       0.000       0.000     DI2_165_168_L_0
  36 D   6.461     -9.0243E-04   113.2       32.31       113.2       59.74          ACTIVE   0.000      -7.000       0.000
1.000       1.000       32.31       0.000       0.000     DI2_165_168_L_0
  37 D   6.653     -9.3887E-04   116.4       33.26       116.4       61.35          ACTIVE   0.000      -7.200       0.000
1.000       1.000       33.26       0.000       0.000     DI2_165_168_L_0
  38 D   5.133     -9.7527E-04   119.7       34.22       119.7       62.95          ACTIVE   0.000      -7.400       0.000
1.000       1.000       34.22       0.000       0.000     DI2_165_168_L_0
  39 D   1.735     -9.9346E-04   121.3       34.70       121.3       63.75          ACTIVE   0.000      -7.500       0.000
1.000       1.000       34.70       0.000       0.000     DI2_165_168_L_0
```

```
+-----------------------------------------------------------------------------------------------------------------------+
|                  PARATIEPLUS(TM)   NLS ENGINE RELEASE  2018.0    FULL VERSION  *Build date:Nov 13, 2017*              |
|                                                                                                                       |
|                         NewProject.BaseDesignSection_28.SLERaraFrequenteQuasiPermanente_1153                          |
|                                 Exe Time : 4 September 2018 18:01:30                                                  |
+-----------------------------------------------------------------------------------------------------------------------+
New Project


S T R E S S   R E S U L T S   F O R   G R O U P   N O.   2

0_R                                                                  :
ELEMENT TYPE    5 NO.OF ELEMENTS. IN THIS GROUP   39
C U R R E N T   T I M E   I S     4.0000

 HARDENING 2D SOIL ELEMENT

 ****** TOTAL STRESS FORMULATION *****

 EL *   FORCE     DISPL-Y  VERTICAL-P  HORIZON.-P     MAX-V-P     MAX-H-P          STATE   STIFFNESS Z-LEVEL      PORE
E FACTOR    UFACTOR       Peq          Su_a        Su_p     LAYER
 ---------------------------------------------------------------------------------------------------------------------------
-----------------------------------------------------------------------------------------------
   1     0.000         --          --          --          --          --          REMOVED     --        0.000       0.000
1.000       1.000       0.000       0.000       0.000     not available
   2     0.000         --          --          --          --          --          REMOVED     --      -0.2000       0.000
1.000       1.000       0.000       0.000       0.000     not available
   3     0.000         --          --          --          --          --          REMOVED     --      -0.4000       0.000
1.000       1.000       0.000       0.000       0.000     not available
   4     0.000         --          --          --          --          --          REMOVED     --      -0.6000       0.000
1.000       1.000       0.000       0.000       0.000     not available
   5     0.000         --          --          --          --          --          REMOVED     --      -0.8000       0.000
1.000       1.000       0.000       0.000       0.000     not available
   6     0.000         --          --          --          --          --          REMOVED     --       -1.000       0.000
1.000       1.000       0.000       0.000       0.000     not available
   7     0.000         --          --          --          --          --          REMOVED     --       -1.200       0.000
1.000       1.000       0.000       0.000       0.000     not available
   8     0.000         --          --          --          --          --          REMOVED     --       -1.400       0.000
1.000       1.000       0.000       0.000       0.000     not available
   9     0.000         --          --          --          --          --          REMOVED     --       -1.600       0.000
1.000       1.000       0.000       0.000       0.000     not available
  10     0.000         --          --          --          --          --          REMOVED     --       -1.800       0.000
1.000       1.000       0.000       0.000       0.000     not available
  11     0.000         --          --          --          --          --          REMOVED     --       -2.000       0.000
1.000       1.000       0.000       0.000       0.000     not available
  12     0.000         --          --          --          --          --          REMOVED     --       -2.200       0.000
1.000       1.000       0.000       0.000       0.000     not available
  13     0.000         --          --          --          --          --          REMOVED     --       -2.400       0.000
1.000       1.000       0.000       0.000       0.000     not available
  14     0.000         --          --          --          --          --          REMOVED     --       -2.600       0.000
1.000       1.000       0.000       0.000       0.000     not available
  15     0.000         --          --          --          --          --          REMOVED     --       -2.800       0.000
1.000       1.000       0.000       0.000       0.000     not available
  16     0.000         --          --          --          --          --          REMOVED     --       -3.000       0.000
1.000       1.000       0.000       0.000       0.000     not available
  17     0.000         --          --          --          --          --          REMOVED     --       -3.200       0.000
1.000       1.000       0.000       0.000       0.000     not available
  18     0.000         --          --          --          --          --          REMOVED     --       -3.400       0.000
1.000       1.000       0.000       0.000       0.000     not available
  19     0.000         --          --          --          --          --          REMOVED     --       -3.600       0.000
1.000       1.000       0.000       0.000       0.000     not available
  20     0.000         --          --          --          --          --          REMOVED     --       -3.800       0.000
1.000       1.000       0.000       0.000       0.000     not available
  21     0.000         --          --          --          --          --          REMOVED     --       -4.000       0.000
1.000       1.000       0.000       0.000       0.000     not available
  22     0.000         --          --          --          --          --          REMOVED     --       -4.200       0.000
1.000       1.000       0.000       0.000       0.000     not available
  23     0.000         --          --          --          --          --          REMOVED     --       -4.400       0.000
1.000       1.000       0.000       0.000       0.000     not available
  24 D   0.000      4.2046E-04   0.000       0.000       73.60       40.30         PASSIVE   0.000      -4.600       0.000
1.000       1.000       0.000       0.000       0.000     DI1_164_167_L_0
```

25 D	2.744	4.6760E-04	3.200	13.72	76.80	41.93	PASSIVE	0.000	-4.800	0.000		
1.000	1.000	13.72	0.000	0.000	DI1_164_167_L_0							
26 D	5.595	5.1278E-04	6.400	27.97	80.00	43.57	UL-RL	3.0555E+04	-5.000	0.000		
1.000	1.000	27.97	0.000	0.000	DI2_165_168_L_0							
27 D	6.809	5.5622E-04	9.600	34.04	83.20	45.20	UL-RL	3.0555E+04	-5.200	0.000		
1.000	1.000	34.04	0.000	0.000	DI2_165_168_L_0							
28 D	7.933	5.9814E-04	12.80	39.66	86.40	46.82	UL-RL	3.0555E+04	-5.400	0.000		
1.000	1.000	39.66	0.000	0.000	DI2_165_168_L_0							
29 D	8.944	6.3876E-04	16.00	44.72	89.60	48.87	UL-RL	3.0555E+04	-5.600	0.000		
1.000	1.000	44.72	0.000	0.000	DI2_165_168_L_0							
30 D	9.804	6.7829E-04	19.20	49.02	92.80	51.80	UL-RL	3.0555E+04	-5.800	0.000		
1.000	1.000	49.02	0.000	0.000	DI2_165_168_L_0							
31 D	10.60	7.1693E-04	22.40	53.00	96.00	54.98	UL-RL	3.0555E+04	-6.000	0.000		
1.000	1.000	53.00	0.000	0.000	DI2_165_168_L_0							
32 D	11.37	7.5486E-04	25.60	56.86	99.20	58.12	UL-RL	3.0555E+04	-6.200	0.000		
1.000	1.000	56.86	0.000	0.000	DI2_165_168_L_0							
33 D	12.13	7.9223E-04	28.80	60.64	102.4	61.23	UL-RL	3.0555E+04	-6.400	0.000		
1.000	1.000	60.64	0.000	0.000	DI2_165_168_L_0							
34 D	12.87	8.2921E-04	32.00	64.33	105.6	64.33	V-C	1.9097E+04	-6.600	0.000		
1.000	1.000	64.33	0.000	0.000	DI2_165_168_L_0							
35 D	13.55	8.6591E-04	35.20	67.77	108.8	67.77	V-C	1.9097E+04	-6.800	0.000		
1.000	1.000	67.77	0.000	0.000	DI2_165_168_L_0							
36 D	14.23	9.0243E-04	38.40	71.17	112.0	71.17	V-C	1.9097E+04	-7.000	0.000		
1.000	1.000	71.17	0.000	0.000	DI2_165_168_L_0							
37 D	14.91	9.3887E-04	41.60	74.55	115.2	74.55	V-C	1.9097E+04	-7.200	0.000		
1.000	1.000	74.55	0.000	0.000	DI2_165_168_L_0							
38 D	11.69	9.7527E-04	44.80	77.92	118.4	77.92	V-C	1.9097E+04	-7.400	0.000		
1.000	1.000	77.92	0.000	0.000	DI2_165_168_L_0							
39 D	3.980	9.9346E-04	46.40	79.60	120.0	79.60	V-C	1.9097E+04	-7.500	0.000		
1.000	1.000	79.60	0.000	0.000	DI2_165_168_L_0							

```
+-----------------------------------------------------------------------------------------------------------------+
|                  PARATIEPLUS(TM)   NLS ENGINE RELEASE  2018.0    FULL VERSION  *Build date:Nov 13, 2017*          |
|                                                                                                                 |
|                         NewProject.BaseDesignSection_28.SLERaraFrequenteQuasiPermanente_1153                    |
|                                 Exe Time : 4 September 2018 18:01:30                                            |
+-----------------------------------------------------------------------------------------------------------------+
New Project


S T R E S S   R E S U L T S   F O R   G R O U P   N O.   3

WallElement_33                                                  :
ELEMENT TYPE    2 NO.OF ELEMENTS. IN THIS GROUP   38
C U R R E N T   T I M E   I S     4.0000

 WALL2D ELEMENT

   EL      TA          TB          MA          MB
-----------------------------------------------------
    1 -120.20      120.20    -2.29932E-11 -24.040
    2 -117.45      117.45      24.040     -47.529
    3 -111.26      111.26      47.529     -69.780
    4 -101.63      101.63      69.780     -90.107
    5 -90.869      90.869      90.107     -108.28
    6 -80.558      80.558      108.28     -124.39
    7 -70.585      70.585      124.39     -138.51
    8 -60.936      60.936      138.51     -150.70
    9 -51.594      51.594      150.70     -161.01
   10 -42.541      42.541      161.01     -169.52
   11 -33.759      33.759      169.52     -176.27
   12 -25.226      25.226      176.27     -181.32
   13 -16.923      16.923      181.32     -184.70
   14 -8.8279      8.8279      184.70     -186.47
   15-0.91864     0.91864      186.47     -186.65
   16  6.8264     -6.8264      186.65     -185.29
   17  14.429     -14.429      185.29     -182.40
   18  21.911     -21.911      182.40     -178.02
   19  29.293     -29.293      178.02     -172.16
   20  36.595     -36.595      172.16     -164.84
   21  43.838     -43.838      164.84     -156.08
   22  51.040     -51.040      156.08     -145.87
   23  58.218     -58.218      145.87     -134.22
   24  65.390     -65.390      134.22     -121.15
   25  69.827     -69.827      121.15     -107.18
   26  69.307     -69.307      107.18     -93.319
   27  67.236     -67.236      93.319     -79.872
   28  64.233     -64.233      79.872     -67.025
   29  60.410     -60.410      67.025     -54.943
   30  55.918     -55.918      54.943     -43.760
   31  50.823     -50.823      43.760     -33.595
   32  45.146     -45.146      33.595     -24.566
   33  38.905     -38.905      24.566     -16.785
   34  32.114     -32.114      16.785     -10.362
   35  24.831     -24.831      10.362     -5.3959
   36  17.058     -17.058      5.3959     -1.9844
   37  8.7995     -8.7995      1.9844    -0.22449
   38  2.2448     -2.2448     0.22449     5.34186E-11
```

```
+-------------------------------------------------------------------------------------------------------------------------------+
|                   PARATIEPLUS(TM)   NLS ENGINE RELEASE  2018.0    FULL VERSION  *Build date:Nov 13, 2017*                    |
|                                                                                                                               |
|                          NewProject.BaseDesignSection_28.SLERaraFrequenteQuasiPermanente_1153                                 |
|                                   Exe Time : 4 September 2018 18:01:30                                                        |
+-------------------------------------------------------------------------------------------------------------------------------+
New Project


S T R E S S    R E S U L T S    F O R    G R O U P    N O.    4

Tieback_175                                                 :
ELEMENT TYPE    6 NO.OF ELEMENTS. IN THIS GROUP    1
C U R R E N T    T I M E    I S      4.0000

 POST-TENSION 2D-BOUNDARY ELEMENT

         EL    FORCE          d0          EDISPL     pl. eps          K     -ve limit   +ve limit
-------------------------------------------------------------------------------------------------------
 ANCHOR    1   138.82     -1.47356E-03 -1.28208E-03   0.0000       1689.0       0.0000       0.0000     ELASTIC  ORIGINAL
YOUNG MODULUS

 ITER     0 RNORM = 0.000     RMNORM= 0.000
             RINORM=0.2775E+06 RIMNOR=0.1160E+07
             RENORM= 10.79     REMNOR=0.1172E-19 RATIO =0.6235E-02 TOLER =0.1000E-03  NOT CONVERGED
             RFMAX = 120.2     RMMAX = 186.7
             RTSMAL=0.1000E-02 RMSMAL=0.1000E-02
             RDT   =0.2775E+06 RDR   =0.1160E+07
             RATIOT=0.6235E-02 RATIOR= 0.000
             MAX UN=0.9370     IEQ=    41 NODE     21 DOF   1  Y-DISPL.F
             MIN UN=-1.436     IEQ=    47 NODE     24 DOF   1  Y-DISPL.F
             NO. OF CONTACT CONSTRAINT VIOLATIONS     0


 ITER     2 RNORM = 0.000     RMNORM= 0.000
             RINORM=0.2775E+06 RIMNOR=0.1160E+07
             RENORM=0.4200E-01 REMNOR=0.5652E-19 RATIO =0.3890E-03 TOLER =0.1000E-03  NOT CONVERGED
             RFMAX = 120.2     RMMAX = 186.7
             RTSMAL=0.1000E-02 RMSMAL=0.1000E-02
             RDT   =0.2775E+06 RDR   =0.1160E+07
             RATIOT=0.3890E-03 RATIOR= 0.000
             MAX UN=0.2049     IEQ=     1 NODE      1 DOF   1  Y-DISPL.F
             MIN UN=-.3188E-08 IEQ=    77 NODE     39 DOF   1  Y-DISPL.F
             NO. OF CONTACT CONSTRAINT VIOLATIONS     0


 ITER     3 RNORM = 0.000     RMNORM= 0.000
             RINORM=0.2775E+06 RIMNOR=0.1160E+07
             RENORM=0.7845E-05 REMNOR=0.5249E-19 RATIO =0.5317E-05 TOLER =0.1000E-03      CONVERGED !
             RFMAX = 120.2     RMMAX = 186.7
             RTSMAL=0.1000E-02 RMSMAL=0.1000E-02
             RDT   =0.2775E+06 RDR   =0.1160E+07
             RATIOT=0.5317E-05 RATIOR= 0.000
             MAX UN=0.1817E-02 IEQ=    69 NODE     35 DOF   1  Y-DISPL.F
             MIN UN=-.3731E-08 IEQ=    75 NODE     38 DOF   1  Y-DISPL.F
             NO. OF CONTACT CONSTRAINT VIOLATIONS     0
```

```
+-------------------------------------------------------------------------------------------------------------------------+
|                   PARATIEPLUS(TM)   NLS ENGINE RELEASE  2018.0    FULL VERSION  *Build date:Nov 13, 2017*               |
|                                                                                                                         |
|                            NewProject.BaseDesignSection_28.SLERaraFrequenteQuasiPermanente_1153                         |
|                                     Exe Time : 4 September 2018 18:01:30                                                |
+-------------------------------------------------------------------------------------------------------------------------+
New Project
SOLUTION REACHED USING     3 ITERATIONS ON   40

P R I N T   O U T   F O R   T I M E   S T E P    5     ( AT TIME   5.000     )

PRINT OUT OF ACTIVE COMPONENTS (FIXED NODES ARE NOT PRINTED OUT)

          Y-DISPL.F        X-ROT. F
            (02)             (04)           (
    1  -1.2427069E-03   4.8640228E-04
    2  -1.1454915E-03   4.8542517E-04
    3  -1.0486658E-03   4.8251240E-04
    4  -9.5261127E-04   4.7772925E-04
    5  -8.5769070E-04   4.7119747E-04
    6  -7.6423820E-04   4.6307686E-04
    7  -6.7255478E-04   4.5353396E-04
    8  -5.8290869E-04   4.4273006E-04
    9  -4.9553634E-04   4.3082234E-04
   10  -4.1064310E-04   4.1796444E-04
   11  -3.2840387E-04   4.0430696E-04
   12  -2.4896378E-04   3.8999745E-04
   13  -1.7243872E-04   3.7518054E-04
   14  -9.8915933E-05   3.5999810E-04
   15  -2.8454555E-05   3.4458949E-04
   16   3.8913922E-05   3.2909176E-04
   17   1.0318553E-04   3.1363991E-04
   18   1.6438217E-04   2.9836752E-04
   19   2.2255330E-04   2.8340665E-04
   20   2.7777433E-04   2.6888827E-04
   21   3.3014653E-04   2.5494262E-04
   22   3.7979792E-04   2.4169908E-04
   23   4.2688145E-04   2.2928488E-04
   24   4.7157534E-04   2.1782263E-04
   25   5.1408091E-04   2.0741653E-04
   26   5.5461736E-04   1.9814166E-04
   27   5.9341422E-04   1.9001933E-04
   28   6.3069970E-04   1.8301897E-04
   29   6.6669339E-04   1.7709236E-04
   30   7.0160421E-04   1.7217925E-04
   31   7.3562796E-04   1.6820910E-04
   32   7.6894522E-04   1.6510199E-04
   33   8.0172020E-04   1.6276907E-04
   34   8.3409796E-04   1.6111282E-04
   35   8.6620336E-04   1.6002712E-04
   36   8.9813924E-04   1.5939786E-04
   37   9.2998468E-04   1.5910359E-04
   38   9.6179427E-04   1.5901564E-04
   39   9.7769601E-04   1.5901117E-04
```

```
+-------------------------------------------------------------------------------------------------------------------------------+
|                   PARATIEPLUS(TM)   NLS ENGINE RELEASE  2018.0    FULL VERSION  *Build date:Nov 13, 2017*                    |
|                                                                                                                               |
|                            NewProject.BaseDesignSection_28.SLERaraFrequenteQuasiPermanente_1153                               |
|                                     Exe Time : 4 September 2018 18:01:30                                                      |
+-------------------------------------------------------------------------------------------------------------------------------+
New Project


S T R E S S   R E S U L T S   F O R   G R O U P   N O.   1

0_L                                                          :
ELEMENT TYPE    5 NO.OF ELEMENTS. IN THIS GROUP   39
C U R R E N T   T I M E   I S      5.0000

 HARDENING 2D SOIL ELEMENT

 ****** TOTAL STRESS FORMULATION *****

  EL *   FORCE     DISPL-Y  VERTICAL-P  HORIZON.-P     MAX-V-P     MAX-H-P           STATE   STIFFNESS Z-LEVEL      PORE
E FACTOR    UFACTOR       Peq           Su_a         Su_p     LAYER
 ------------------------------------------------------------------------------------------------------------------------------
-------------------------------------------------------------------------------------------
   1 D  1.6128E-03  1.2427E-03  4.8433E-02  1.6128E-02  4.8433E-02   1.745          ACTIVE   0.000       0.000       0.000
1.000       1.000      1.6128E-02   0.000       0.000     DI1_164_167_L_0
   2 D   2.288      1.1455E-03   3.292       11.44       3.292       17.68          UL-RL  1.6628E+04 -0.2000       0.000
1.000       1.000       11.44       0.000       0.000     DI1_164_167_L_0
   3 D   5.756      1.0487E-03   6.697       28.78       6.697       35.11          UL-RL  1.6628E+04 -0.4000       0.000
1.000       1.000       28.78       0.000       0.000     DI1_164_167_L_0
   4 D   9.246      9.5261E-04   10.31       46.23       10.31       52.54          UL-RL  1.6628E+04 -0.6000       0.000
1.000       1.000       46.23       0.000       0.000     DI1_164_167_L_0
   5 D   10.45      8.5769E-04   14.07       52.24       14.07       58.47          UL-RL  1.6628E+04 -0.8000       0.000
1.000       1.000       52.24       0.000       0.000     DI1_164_167_L_0
   6 D   10.07      7.6424E-04   17.90       50.36       17.90       56.46          UL-RL  1.6628E+04  -1.000       0.000
1.000       1.000       50.36       0.000       0.000     DI1_164_167_L_0
   7 D   9.806      6.7255E-04   21.73       49.03       21.73       55.01          UL-RL  1.6628E+04  -1.200       0.000
1.000       1.000       49.03       0.000       0.000     DI1_164_167_L_0
   8 D   9.561      5.8291E-04   25.62       47.81       25.62       53.63          UL-RL  1.6628E+04  -1.400       0.000
1.000       1.000       47.81       0.000       0.000     DI1_164_167_L_0
   9 D   9.373      4.9554E-04   29.90       46.87       29.90       52.34          UL-RL  1.6628E+04  -1.600       0.000
1.000       1.000       46.87       0.000       0.000     DI1_164_167_L_0
  10 D   9.184      4.1064E-04   33.99       45.92       33.99       51.13          UL-RL  1.6628E+04  -1.800       0.000
1.000       1.000       45.92       0.000       0.000     DI1_164_167_L_0
  11 D   8.999      3.2840E-04   37.95       44.99       37.95       50.02          UL-RL  1.6628E+04  -2.000       0.000
1.000       1.000       44.99       0.000       0.000     DI1_164_167_L_0
  12 D   8.823      2.4896E-04   41.79       44.12       41.79       49.01          UL-RL  1.6628E+04  -2.200       0.000
1.000       1.000       44.12       0.000       0.000     DI1_164_167_L_0
  13 D   8.660      1.7244E-04   45.54       43.30       45.54       48.10          UL-RL  1.6628E+04  -2.400       0.000
1.000       1.000       43.30       0.000       0.000     DI1_164_167_L_0
  14 D   8.511      9.8916E-05   49.23       42.56       49.23       47.29          UL-RL  1.6628E+04  -2.600       0.000
1.000       1.000       42.56       0.000       0.000     DI1_164_167_L_0
  15 D   8.379      2.8455E-05   52.86       41.89       52.86       46.59          UL-RL  1.6628E+04  -2.800       0.000
1.000       1.000       41.89       0.000       0.000     DI1_164_167_L_0
  16 D   8.264     -3.8914E-05   56.44       41.32       56.44       45.99          UL-RL  1.6628E+04  -3.000       0.000
1.000       1.000       41.32       0.000       0.000     DI1_164_167_L_0
  17 D   8.180     -1.0319E-04   60.12       40.90       60.12       45.50          UL-RL  1.6628E+04  -3.200       0.000
1.000       1.000       40.90       0.000       0.000     DI1_164_167_L_0
  18 D   8.101     -1.6438E-04   63.63       40.50       63.63       45.11          UL-RL  1.6628E+04  -3.400       0.000
1.000       1.000       40.50       0.000       0.000     DI1_164_167_L_0
  19 D   8.040     -2.2255E-04   67.11       40.20       67.11       44.82          UL-RL  1.6628E+04  -3.600       0.000
1.000       1.000       40.20       0.000       0.000     DI1_164_167_L_0
  20 D   7.998     -2.7777E-04   70.57       39.99       70.57       44.64          UL-RL  1.6628E+04  -3.800       0.000
1.000       1.000       39.99       0.000       0.000     DI1_164_167_L_0
  21 D   7.964     -3.3015E-04   73.91       39.82       73.91       44.54          UL-RL  1.6628E+04  -4.000       0.000
1.000       1.000       39.82       0.000       0.000     DI1_164_167_L_0
  22 D   7.957     -3.7980E-04   77.35       39.79       77.35       44.54          UL-RL  1.6628E+04  -4.200       0.000
1.000       1.000       39.79       0.000       0.000     DI1_164_167_L_0
  23 D   7.967     -4.2688E-04   80.76       39.84       80.76       44.62          UL-RL  1.6628E+04  -4.400       0.000
1.000       1.000       39.84       0.000       0.000     DI1_164_167_L_0
  24 D   7.992     -4.7158E-04   84.16       39.96       84.16       44.78          UL-RL  1.6628E+04  -4.600       0.000
1.000       1.000       39.96       0.000       0.000     DI1_164_167_L_0
```

```
  25 D   8.031     -5.1408E-04   87.56       40.16       87.56       45.02          UL-RL  1.6628E+04  -4.800       0.000
1.000       1.000       40.16       0.000       0.000     DI1_164_167_L_0
  26 D   5.758     -5.5462E-04   90.94       28.79       90.94       47.79          UL-RL  4.0077E+04  -5.000       0.000
1.000       1.000       28.79       0.000       0.000     DI2_165_168_L_0
  27 D   5.433     -5.9341E-04   93.92       27.17       93.92       46.36          UL-RL  4.0077E+04  -5.200       0.000
1.000       1.000       27.17       0.000       0.000     DI2_165_168_L_0
  28 D   5.637     -6.3070E-04   96.92       28.19       96.92       46.82          UL-RL  4.0077E+04  -5.400       0.000
1.000       1.000       28.19       0.000       0.000     DI2_165_168_L_0
  29 D   5.842     -6.6669E-04   99.93       29.21       99.93       48.45          UL-RL  4.0077E+04  -5.600       0.000
1.000       1.000       29.21       0.000       0.000     DI2_165_168_L_0
  30 D   6.049     -7.0160E-04   103.0       30.24       103.0       50.07          UL-RL  4.0077E+04  -5.800       0.000
1.000       1.000       30.24       0.000       0.000     DI2_165_168_L_0
  31 D   6.256     -7.3563E-04   106.0       31.28       106.0       51.69          UL-RL  4.0077E+04  -6.000       0.000
1.000       1.000       31.28       0.000       0.000     DI2_165_168_L_0
  32 D   6.464     -7.6895E-04   109.0       32.32       109.0       53.30          UL-RL  4.0077E+04  -6.200       0.000
1.000       1.000       32.32       0.000       0.000     DI2_165_168_L_0
  33 D   6.673     -8.0172E-04   112.1       33.37       112.1       54.92          UL-RL  4.0077E+04  -6.400       0.000
1.000       1.000       33.37       0.000       0.000     DI2_165_168_L_0
  34 D   6.883     -8.3410E-04   115.1       34.41       115.1       56.53          UL-RL  4.0077E+04  -6.600       0.000
1.000       1.000       34.41       0.000       0.000     DI2_165_168_L_0
  35 D   7.094     -8.6620E-04   118.2       35.47       118.2       58.14          UL-RL  4.0077E+04  -6.800       0.000
1.000       1.000       35.47       0.000       0.000     DI2_165_168_L_0
  36 D   7.305     -8.9814E-04   121.3       36.52       121.3       59.74          UL-RL  4.0077E+04  -7.000       0.000
1.000       1.000       36.52       0.000       0.000     DI2_165_168_L_0
  37 D   7.517     -9.2998E-04   124.4       37.59       124.4       61.35          UL-RL  4.0077E+04  -7.200       0.000
1.000       1.000       37.59       0.000       0.000     DI2_165_168_L_0
  38 D   5.797     -9.6179E-04   127.5       38.65       127.5       62.95          UL-RL  4.0077E+04  -7.400       0.000
1.000       1.000       38.65       0.000       0.000     DI2_165_168_L_0
  39 D   1.959     -9.7770E-04   129.0       39.18       129.0       63.75          UL-RL  4.0077E+04  -7.500       0.000
1.000       1.000       39.18       0.000       0.000     DI2_165_168_L_0
```

```
+-----------------------------------------------------------------------------------------------------------------------+
|                  PARATIEPLUS(TM)   NLS ENGINE RELEASE  2018.0    FULL VERSION  *Build date:Nov 13, 2017*              |
|                                                                                                                       |
|                         NewProject.BaseDesignSection_28.SLERaraFrequenteQuasiPermanente_1153                          |
|                                 Exe Time : 4 September 2018 18:01:30                                                  |
+-----------------------------------------------------------------------------------------------------------------------+
New Project


S T R E S S   R E S U L T S   F O R   G R O U P   N O.   2

0_R                                                                  :
ELEMENT TYPE    5 NO.OF ELEMENTS. IN THIS GROUP   39
C U R R E N T   T I M E   I S     5.0000

 HARDENING 2D SOIL ELEMENT

 ****** TOTAL STRESS FORMULATION *****

 EL *   FORCE     DISPL-Y  VERTICAL-P  HORIZON.-P     MAX-V-P     MAX-H-P          STATE   STIFFNESS Z-LEVEL      PORE
E FACTOR    UFACTOR       Peq          Su_a        Su_p     LAYER
 ---------------------------------------------------------------------------------------------------------------------------
-----------------------------------------------------------------------------------------------
   1     0.000         --          --          --          --          --          REMOVED     --        0.000       0.000
1.000       1.000       0.000       0.000       0.000     not available
   2     0.000         --          --          --          --          --          REMOVED     --      -0.2000       0.000
1.000       1.000       0.000       0.000       0.000     not available
   3     0.000         --          --          --          --          --          REMOVED     --      -0.4000       0.000
1.000       1.000       0.000       0.000       0.000     not available
   4     0.000         --          --          --          --          --          REMOVED     --      -0.6000       0.000
1.000       1.000       0.000       0.000       0.000     not available
   5     0.000         --          --          --          --          --          REMOVED     --      -0.8000       0.000
1.000       1.000       0.000       0.000       0.000     not available
   6     0.000         --          --          --          --          --          REMOVED     --       -1.000       0.000
1.000       1.000       0.000       0.000       0.000     not available
   7     0.000         --          --          --          --          --          REMOVED     --       -1.200       0.000
1.000       1.000       0.000       0.000       0.000     not available
   8     0.000         --          --          --          --          --          REMOVED     --       -1.400       0.000
1.000       1.000       0.000       0.000       0.000     not available
   9     0.000         --          --          --          --          --          REMOVED     --       -1.600       0.000
1.000       1.000       0.000       0.000       0.000     not available
  10     0.000         --          --          --          --          --          REMOVED     --       -1.800       0.000
1.000       1.000       0.000       0.000       0.000     not available
  11     0.000         --          --          --          --          --          REMOVED     --       -2.000       0.000
1.000       1.000       0.000       0.000       0.000     not available
  12     0.000         --          --          --          --          --          REMOVED     --       -2.200       0.000
1.000       1.000       0.000       0.000       0.000     not available
  13     0.000         --          --          --          --          --          REMOVED     --       -2.400       0.000
1.000       1.000       0.000       0.000       0.000     not available
  14     0.000         --          --          --          --          --          REMOVED     --       -2.600       0.000
1.000       1.000       0.000       0.000       0.000     not available
  15     0.000         --          --          --          --          --          REMOVED     --       -2.800       0.000
1.000       1.000       0.000       0.000       0.000     not available
  16     0.000         --          --          --          --          --          REMOVED     --       -3.000       0.000
1.000       1.000       0.000       0.000       0.000     not available
  17     0.000         --          --          --          --          --          REMOVED     --       -3.200       0.000
1.000       1.000       0.000       0.000       0.000     not available
  18     0.000         --          --          --          --          --          REMOVED     --       -3.400       0.000
1.000       1.000       0.000       0.000       0.000     not available
  19     0.000         --          --          --          --          --          REMOVED     --       -3.600       0.000
1.000       1.000       0.000       0.000       0.000     not available
  20     0.000         --          --          --          --          --          REMOVED     --       -3.800       0.000
1.000       1.000       0.000       0.000       0.000     not available
  21     0.000         --          --          --          --          --          REMOVED     --       -4.000       0.000
1.000       1.000       0.000       0.000       0.000     not available
  22 D  0.2522      3.7980E-04   1.600       1.261       1.600       1.261            V-C   7641.      -4.200       0.000
1.000       1.000       1.261       0.000       0.000     DI1_164_167_L_0
  23 D  0.5652      4.2688E-04   4.800       2.826       4.800       2.826            V-C   7641.      -4.400       0.000
1.000       1.000       2.826       0.000       0.000     DI1_164_167_L_0
  24 D   2.552      4.7158E-04   8.000       12.76       73.60       40.30          UL-RL  1.2226E+04  -4.600       0.000
1.000       1.000       12.76       0.000       0.000     DI1_164_167_L_0
```

```
  25 D   4.223      5.1408E-04   11.20      21.12      76.80      41.93          UL-RL  1.2226E+04  -4.800       0.000
1.000      1.000       21.12       0.000      0.000     DI1_164_167_L_0
  26 D   6.944      5.5462E-04   14.40      34.72      80.00      43.57          UL-RL  2.6062E+04  -5.000       0.000
1.000      1.000       34.72       0.000      0.000     DI2_165_168_L_0
  27 D   8.003      5.9341E-04   17.60      40.02      83.20      45.20          UL-RL  2.6062E+04  -5.200       0.000
1.000      1.000       40.02       0.000      0.000     DI2_165_168_L_0
  28 D   9.016      6.3070E-04   20.80      45.08      86.40      46.82          UL-RL  2.6062E+04  -5.400       0.000
1.000      1.000       45.08       0.000      0.000     DI2_165_168_L_0
  29 D   9.886      6.6669E-04   24.00      49.43      89.60      49.43            V-C  1.6289E+04  -5.600       0.000
1.000      1.000       49.43       0.000      0.000     DI2_165_168_L_0
  30 D   10.70      7.0160E-04   27.20      53.48      92.80      53.49          UL-RL  2.6062E+04  -5.800       0.000
1.000      1.000       53.48       0.000      0.000     DI2_165_168_L_0
  31 D   11.46      7.3563E-04   30.40      57.28      96.00      57.29          UL-RL  2.6062E+04  -6.000       0.000
1.000      1.000       57.28       0.000      0.000     DI2_165_168_L_0
  32 D   12.21      7.6895E-04   33.60      61.03      99.20      61.04          UL-RL  2.6062E+04  -6.200       0.000
1.000      1.000       61.03       0.000      0.000     DI2_165_168_L_0
  33 D   12.95      8.0172E-04   36.80      64.74      102.4      64.76          UL-RL  2.6062E+04  -6.400       0.000
1.000      1.000       64.74       0.000      0.000     DI2_165_168_L_0
  34 D   13.68      8.3410E-04   40.00      68.40      105.6      68.42          UL-RL  2.6062E+04  -6.600       0.000
1.000      1.000       68.40       0.000      0.000     DI2_165_168_L_0
  35 D   14.35      8.6620E-04   43.20      71.76      108.8      71.79          UL-RL  2.6062E+04  -6.800       0.000
1.000      1.000       71.76       0.000      0.000     DI2_165_168_L_0
  36 D   15.01      8.9814E-04   46.40      75.06      112.0      75.17          UL-RL  2.6062E+04  -7.000       0.000
1.000      1.000       75.06       0.000      0.000     DI2_165_168_L_0
  37 D   15.66      9.2998E-04   49.60      78.32      115.2      78.55          UL-RL  2.6062E+04  -7.200       0.000
1.000      1.000       78.32       0.000      0.000     DI2_165_168_L_0
  38 D   12.24      9.6179E-04   52.80      81.57      118.4      81.92          UL-RL  2.6062E+04  -7.400       0.000
1.000      1.000       81.57       0.000      0.000     DI2_165_168_L_0
  39 D   4.159      9.7770E-04   54.40      83.19      120.0      83.60          UL-RL  2.6062E+04  -7.500       0.000
1.000      1.000       83.19       0.000      0.000     DI2_165_168_L_0
```

```
+-----------------------------------------------------------------------------------------------------------------------+
|                   PARATIEPLUS(TM)   NLS ENGINE RELEASE  2018.0    FULL VERSION  *Build date:Nov 13, 2017*             |
|                                                                                                                       |
|                          NewProject.BaseDesignSection_28.SLERaraFrequenteQuasiPermanente_1153                         |
|                                   Exe Time : 4 September 2018 18:01:30                                                |
+-----------------------------------------------------------------------------------------------------------------------+
New Project


S T R E S S   R E S U L T S   F O R   G R O U P   N O.   3

WallElement_33                                                  :
ELEMENT TYPE    2 NO.OF ELEMENTS. IN THIS GROUP   38
C U R R E N T   T I M E   I S     5.0000

 WALL2D ELEMENT

   EL      TA          TB          MA          MB
-------------------------------------------------------
    1 -120.41      120.41    -3.28697E-11 -24.081
    2 -118.12      118.12      24.081     -47.705
    3 -112.36      112.36      47.705     -70.177
    4 -103.12      103.12      70.177     -90.801
    5 -92.668      92.668      90.801     -109.33
    6 -82.597      82.597      109.33     -125.85
    7 -72.791      72.791      125.85     -140.41
    8 -63.230      63.230      140.41     -153.06
    9 -53.857      53.857      153.06     -163.83
   10 -44.673      44.673      163.83     -172.76
   11 -35.674      35.674      172.76     -179.90
   12 -26.851      26.851      179.90     -185.27
   13 -18.191      18.191      185.27     -188.91
   14 -9.6799      9.6799      188.91     -190.84
   15 -1.3010      1.3010      190.84     -191.10
   16  6.9631     -6.9631      191.10     -189.71
   17  15.143     -15.143      189.71     -186.68
   18  23.244     -23.244      186.68     -182.03
   19  31.284     -31.284      182.03     -175.78
   20  39.282     -39.282      175.78     -167.92
   21  47.246     -47.246      167.92     -158.47
   22  54.951     -54.951      158.47     -147.48
   23  62.353     -62.353      147.48     -135.01
   24  67.794     -67.794      135.01     -121.45
   25  71.602     -71.602      121.45     -107.13
   26  70.416     -70.416      107.13     -93.047
   27  67.846     -67.846      93.047     -79.478
   28  64.467     -64.467      79.478     -66.585
   29  60.423     -60.423      66.585     -54.500
   30  55.775     -55.775      54.500     -43.345
   31  50.573     -50.573      43.345     -33.231
   32  44.830     -44.830      33.231     -24.265
   33  38.553     -38.553      24.265     -16.554
   34  31.754     -31.754      16.554     -10.203
   35  24.493     -24.493      10.203     -5.3048
   36  16.786     -16.786      5.3048     -1.9477
   37  8.6382     -8.6382      1.9477    -0.22003
   38  2.2002     -2.2002     0.22003     1.69237E-10
```

```
+-------------------------------------------------------------------------------------------------------------------------------+
|                   PARATIEPLUS(TM)   NLS ENGINE RELEASE  2018.0    FULL VERSION  *Build date:Nov 13, 2017*                    |
|                                                                                                                               |
|                          NewProject.BaseDesignSection_28.SLERaraFrequenteQuasiPermanente_1153                                 |
|                                   Exe Time : 4 September 2018 18:01:30                                                        |
+-------------------------------------------------------------------------------------------------------------------------------+
New Project


S T R E S S    R E S U L T S    F O R    G R O U P    N O.    4

Tieback_175                                                 :
ELEMENT TYPE    6 NO.OF ELEMENTS. IN THIS GROUP    1
C U R R E N T    T I M E    I S      5.0000

 POST-TENSION 2D-BOUNDARY ELEMENT

         EL    FORCE          d0          EDISPL     pl. eps          K     -ve limit   +ve limit
-------------------------------------------------------------------------------------------------------
 ANCHOR    1   139.03     -1.47356E-03 -1.15711E-03   0.0000       1689.0       0.0000       0.0000     ELASTIC  ORIGINAL
YOUNG MODULUS

 ITER     0 RNORM = 0.000     RMNORM= 0.000
             RINORM=0.2875E+06 RIMNOR=0.1199E+07
             RENORM=0.7845E-05 REMNOR=0.5249E-19 RATIO =0.5223E-05 TOLER =0.1000E-03      CONVERGED !
             RFMAX = 120.4     RMMAX = 191.1
             RTSMAL=0.1000E-02 RMSMAL=0.1000E-02
             RDT   =0.2875E+06 RDR   =0.1199E+07
             RATIOT=0.5223E-05 RATIOR= 0.000
             MAX UN=0.1817E-02 IEQ=    69 NODE     35 DOF   1  Y-DISPL.F
             MIN UN=-.3731E-08 IEQ=    75 NODE     38 DOF   1  Y-DISPL.F
             NO. OF CONTACT CONSTRAINT VIOLATIONS     0


 ITER     1 RNORM = 0.000     RMNORM= 0.000
             RINORM=0.2875E+06 RIMNOR=0.1199E+07
             RENORM=0.3388E-08 REMNOR=0.1498E-19 RATIO =0.1085E-06 TOLER =0.1000E-03      CONVERGED !
             RFMAX = 120.4     RMMAX = 191.1
             RTSMAL=0.1000E-02 RMSMAL=0.1000E-02
             RDT   =0.2875E+06 RDR   =0.1199E+07
             RATIOT=0.1085E-06 RATIOR= 0.000
             MAX UN=0.5432E-04 IEQ=    57 NODE     29 DOF   1  Y-DISPL.F
             MIN UN=-.1276E-08 IEQ=    75 NODE     38 DOF   1  Y-DISPL.F
             NO. OF CONTACT CONSTRAINT VIOLATIONS     0


 ITER     2 RNORM = 0.000     RMNORM= 0.000
             RINORM=0.2875E+06 RIMNOR=0.1199E+07
             RENORM=0.1897E-17 REMNOR=0.9901E-20 RATIO =0.2569E-11 TOLER =0.1000E-03      CONVERGED !
             RFMAX = 120.4     RMMAX = 191.1
             RTSMAL=0.1000E-02 RMSMAL=0.1000E-02
             RDT   =0.2875E+06 RDR   =0.1199E+07
             RATIOT=0.2569E-11 RATIOR= 0.000
             MAX UN=0.4442E-09 IEQ=    11 NODE      6 DOF   1  Y-DISPL.F
             MIN UN=-.4575E-09 IEQ=    63 NODE     32 DOF   1  Y-DISPL.F
             NO. OF CONTACT CONSTRAINT VIOLATIONS     0
```

```
+-------------------------------------------------------------------------------------------------------------------------+
|                   PARATIEPLUS(TM)   NLS ENGINE RELEASE  2018.0    FULL VERSION  *Build date:Nov 13, 2017*              |
|                                                                                                                         |
|                            NewProject.BaseDesignSection_28.SLERaraFrequenteQuasiPermanente_1153                         |
|                                     Exe Time : 4 September 2018 18:01:30                                                |
+-------------------------------------------------------------------------------------------------------------------------+
New Project
SOLUTION REACHED USING     2 ITERATIONS ON   40

P R I N T   O U T   F O R   T I M E   S T E P    6     ( AT TIME   6.000     )

PRINT OUT OF ACTIVE COMPONENTS (FIXED NODES ARE NOT PRINTED OUT)

          Y-DISPL.F        X-ROT. F
            (02)             (04)           (
    1  -1.2427249E-03   4.8641002E-04
    2  -1.1455081E-03   4.8543291E-04
    3  -1.0486808E-03   4.8252015E-04
    4  -9.5262469E-04   4.7773700E-04
    5  -8.5770258E-04   4.7120522E-04
    6  -7.6424852E-04   4.6308463E-04
    7  -6.7256354E-04   4.5354174E-04
    8  -5.8291590E-04   4.4273786E-04
    9  -4.9554199E-04   4.3083016E-04
   10  -4.1064718E-04   4.1797229E-04
   11  -3.2840638E-04   4.0431485E-04
   12  -2.4896470E-04   3.9000538E-04
   13  -1.7243805E-04   3.7518852E-04
   14  -9.8913664E-05   3.6000614E-04
   15  -2.8450674E-05   3.4459758E-04
   16   3.8919428E-05   3.2909992E-04
   17   1.0319267E-04   3.1364813E-04
   18   1.6439097E-04   2.9837583E-04
   19   2.2256377E-04   2.8341503E-04
   20   2.7778648E-04   2.6889674E-04
   21   3.3016039E-04   2.5495118E-04
   22   3.7981350E-04   2.4170773E-04
   23   4.2689877E-04   2.2929363E-04
   24   4.7159441E-04   2.1783147E-04
   25   5.1410177E-04   2.0742547E-04
   26   5.5464001E-04   1.9815069E-04
   27   5.9343869E-04   1.9002844E-04
   28   6.3072599E-04   1.8302815E-04
   29   6.6672153E-04   1.7710160E-04
   30   7.0163420E-04   1.7218852E-04
   31   7.3565980E-04   1.6821838E-04
   32   7.6897892E-04   1.6511125E-04
   33   8.0175574E-04   1.6277829E-04
   34   8.3413534E-04   1.6112198E-04
   35   8.6624257E-04   1.6003622E-04
   36   8.9818026E-04   1.5940692E-04
   37   9.3002751E-04   1.5911263E-04
   38   9.6183891E-04   1.5902466E-04
   39   9.7774155E-04   1.5902020E-04
```

```
+-------------------------------------------------------------------------------------------------------------------------------+
|                   PARATIEPLUS(TM)   NLS ENGINE RELEASE  2018.0    FULL VERSION  *Build date:Nov 13, 2017*                    |
|                                                                                                                               |
|                              NewProject.BaseDesignSection_28.SLERaraFrequenteQuasiPermanente_1153                             |
|                                       Exe Time : 4 September 2018 18:01:30                                                    |
+-------------------------------------------------------------------------------------------------------------------------------+
New Project


S T R E S S   R E S U L T S   F O R   G R O U P   N O.   1

0_L                                                          :
ELEMENT TYPE    5 NO.OF ELEMENTS. IN THIS GROUP   39
C U R R E N T   T I M E   I S      6.0000

 HARDENING 2D SOIL ELEMENT

 ****** TOTAL STRESS FORMULATION *****

  EL *   FORCE     DISPL-Y  VERTICAL-P  HORIZON.-P     MAX-V-P     MAX-H-P           STATE   STIFFNESS Z-LEVEL      PORE
E FACTOR    UFACTOR       Peq           Su_a         Su_p     LAYER
 ------------------------------------------------------------------------------------------------------------------------------
-------------------------------------------------------------------------------------------
   1 D  1.6429E-03  1.2427E-03  4.8433E-02  1.6429E-02  4.8433E-02   1.745          UL-RL  1.6628E+04   0.000       0.000
1.000       1.000      1.6429E-02   0.000       0.000     DI1_164_167_L_0
   2 D   2.288      1.1455E-03   3.292       11.44       3.292       17.68          UL-RL  1.6628E+04 -0.2000       0.000
1.000       1.000       11.44       0.000       0.000     DI1_164_167_L_0
   3 D   5.756      1.0487E-03   6.697       28.78       6.697       35.11          UL-RL  1.6628E+04 -0.4000       0.000
1.000       1.000       28.78       0.000       0.000     DI1_164_167_L_0
   4 D   9.246      9.5262E-04   10.31       46.23       10.31       52.54          UL-RL  1.6628E+04 -0.6000       0.000
1.000       1.000       46.23       0.000       0.000     DI1_164_167_L_0
   5 D   10.45      8.5770E-04   14.07       52.24       14.07       58.47          UL-RL  1.6628E+04 -0.8000       0.000
1.000       1.000       52.24       0.000       0.000     DI1_164_167_L_0
   6 D   10.07      7.6425E-04   17.90       50.36       17.90       56.46          UL-RL  1.6628E+04  -1.000       0.000
1.000       1.000       50.36       0.000       0.000     DI1_164_167_L_0
   7 D   9.806      6.7256E-04   21.73       49.03       21.73       55.01          UL-RL  1.6628E+04  -1.200       0.000
1.000       1.000       49.03       0.000       0.000     DI1_164_167_L_0
   8 D   9.561      5.8292E-04   25.62       47.81       25.62       53.63          UL-RL  1.6628E+04  -1.400       0.000
1.000       1.000       47.81       0.000       0.000     DI1_164_167_L_0
   9 D   9.373      4.9554E-04   29.90       46.87       29.90       52.34          UL-RL  1.6628E+04  -1.600       0.000
1.000       1.000       46.87       0.000       0.000     DI1_164_167_L_0
  10 D   9.184      4.1065E-04   33.99       45.92       33.99       51.13          UL-RL  1.6628E+04  -1.800       0.000
1.000       1.000       45.92       0.000       0.000     DI1_164_167_L_0
  11 D   8.999      3.2841E-04   37.95       44.99       37.95       50.02          UL-RL  1.6628E+04  -2.000       0.000
1.000       1.000       44.99       0.000       0.000     DI1_164_167_L_0
  12 D   8.823      2.4896E-04   41.79       44.12       41.79       49.01          UL-RL  1.6628E+04  -2.200       0.000
1.000       1.000       44.12       0.000       0.000     DI1_164_167_L_0
  13 D   8.660      1.7244E-04   45.54       43.30       45.54       48.10          UL-RL  1.6628E+04  -2.400       0.000
1.000       1.000       43.30       0.000       0.000     DI1_164_167_L_0
  14 D   8.511      9.8914E-05   49.23       42.56       49.23       47.29          UL-RL  1.6628E+04  -2.600       0.000
1.000       1.000       42.56       0.000       0.000     DI1_164_167_L_0
  15 D   8.379      2.8451E-05   52.86       41.89       52.86       46.59          UL-RL  1.6628E+04  -2.800       0.000
1.000       1.000       41.89       0.000       0.000     DI1_164_167_L_0
  16 D   8.264     -3.8919E-05   56.44       41.32       56.44       45.99          UL-RL  1.6628E+04  -3.000       0.000
1.000       1.000       41.32       0.000       0.000     DI1_164_167_L_0
  17 D   8.180     -1.0319E-04   60.12       40.90       60.12       45.50          UL-RL  1.6628E+04  -3.200       0.000
1.000       1.000       40.90       0.000       0.000     DI1_164_167_L_0
  18 D   8.101     -1.6439E-04   63.63       40.50       63.63       45.11          UL-RL  1.6628E+04  -3.400       0.000
1.000       1.000       40.50       0.000       0.000     DI1_164_167_L_0
  19 D   8.040     -2.2256E-04   67.11       40.20       67.11       44.82          UL-RL  1.6628E+04  -3.600       0.000
1.000       1.000       40.20       0.000       0.000     DI1_164_167_L_0
  20 D   7.998     -2.7779E-04   70.57       39.99       70.57       44.64          UL-RL  1.6628E+04  -3.800       0.000
1.000       1.000       39.99       0.000       0.000     DI1_164_167_L_0
  21 D   7.964     -3.3016E-04   73.91       39.82       73.91       44.54          UL-RL  1.6628E+04  -4.000       0.000
1.000       1.000       39.82       0.000       0.000     DI1_164_167_L_0
  22 D   7.957     -3.7981E-04   77.35       39.79       77.35       44.54          UL-RL  1.6628E+04  -4.200       0.000
1.000       1.000       39.79       0.000       0.000     DI1_164_167_L_0
  23 D   7.967     -4.2690E-04   80.76       39.84       80.76       44.62          UL-RL  1.6628E+04  -4.400       0.000
1.000       1.000       39.84       0.000       0.000     DI1_164_167_L_0
  24 D   7.992     -4.7159E-04   84.16       39.96       84.16       44.78          UL-RL  1.6628E+04  -4.600       0.000
1.000       1.000       39.96       0.000       0.000     DI1_164_167_L_0
```

```
  25 D   8.031     -5.1410E-04   87.56       40.16       87.56       45.02          UL-RL  1.6628E+04  -4.800       0.000
1.000       1.000       40.16       0.000       0.000     DI1_164_167_L_0
  26 D   5.758     -5.5464E-04   90.94       28.79       90.94       47.79          UL-RL  4.0077E+04  -5.000       0.000
1.000       1.000       28.79       0.000       0.000     DI2_165_168_L_0
  27 D   5.433     -5.9344E-04   93.92       27.16       93.92       46.36          UL-RL  4.0077E+04  -5.200       0.000
1.000       1.000       27.16       0.000       0.000     DI2_165_168_L_0
  28 D   5.637     -6.3073E-04   96.92       28.18       96.92       46.82          UL-RL  4.0077E+04  -5.400       0.000
1.000       1.000       28.18       0.000       0.000     DI2_165_168_L_0
  29 D   5.842     -6.6672E-04   99.93       29.21       99.93       48.45          UL-RL  4.0077E+04  -5.600       0.000
1.000       1.000       29.21       0.000       0.000     DI2_165_168_L_0
  30 D   6.048     -7.0163E-04   103.0       30.24       103.0       50.07          UL-RL  4.0077E+04  -5.800       0.000
1.000       1.000       30.24       0.000       0.000     DI2_165_168_L_0
  31 D   6.256     -7.3566E-04   106.0       31.28       106.0       51.69          UL-RL  4.0077E+04  -6.000       0.000
1.000       1.000       31.28       0.000       0.000     DI2_165_168_L_0
  32 D   6.464     -7.6898E-04   109.0       32.32       109.0       53.30          UL-RL  4.0077E+04  -6.200       0.000
1.000       1.000       32.32       0.000       0.000     DI2_165_168_L_0
  33 D   6.673     -8.0176E-04   112.1       33.36       112.1       54.92          UL-RL  4.0077E+04  -6.400       0.000
1.000       1.000       33.36       0.000       0.000     DI2_165_168_L_0
  34 D   6.883     -8.3414E-04   115.1       34.41       115.1       56.53          UL-RL  4.0077E+04  -6.600       0.000
1.000       1.000       34.41       0.000       0.000     DI2_165_168_L_0
  35 D   7.093     -8.6624E-04   118.2       35.47       118.2       58.14          UL-RL  4.0077E+04  -6.800       0.000
1.000       1.000       35.47       0.000       0.000     DI2_165_168_L_0
  36 D   7.305     -8.9818E-04   121.3       36.52       121.3       59.74          UL-RL  4.0077E+04  -7.000       0.000
1.000       1.000       36.52       0.000       0.000     DI2_165_168_L_0
  37 D   7.517     -9.3003E-04   124.4       37.58       124.4       61.35          UL-RL  4.0077E+04  -7.200       0.000
1.000       1.000       37.58       0.000       0.000     DI2_165_168_L_0
  38 D   5.797     -9.6184E-04   127.5       38.65       127.5       62.95          UL-RL  4.0077E+04  -7.400       0.000
1.000       1.000       38.65       0.000       0.000     DI2_165_168_L_0
  39 D   1.959     -9.7774E-04   129.0       39.18       129.0       63.75          UL-RL  4.0077E+04  -7.500       0.000
1.000       1.000       39.18       0.000       0.000     DI2_165_168_L_0
```

```
+-----------------------------------------------------------------------------------------------------------------------+
|                  PARATIEPLUS(TM)   NLS ENGINE RELEASE  2018.0    FULL VERSION  *Build date:Nov 13, 2017*              |
|                                                                                                                       |
|                         NewProject.BaseDesignSection_28.SLERaraFrequenteQuasiPermanente_1153                          |
|                                 Exe Time : 4 September 2018 18:01:30                                                  |
+-----------------------------------------------------------------------------------------------------------------------+
New Project


S T R E S S   R E S U L T S   F O R   G R O U P   N O.   2

0_R                                                                  :
ELEMENT TYPE    5 NO.OF ELEMENTS. IN THIS GROUP   39
C U R R E N T   T I M E   I S     6.0000

 HARDENING 2D SOIL ELEMENT

 ****** TOTAL STRESS FORMULATION *****

 EL *   FORCE     DISPL-Y  VERTICAL-P  HORIZON.-P     MAX-V-P     MAX-H-P          STATE   STIFFNESS Z-LEVEL      PORE
E FACTOR    UFACTOR       Peq          Su_a        Su_p     LAYER
 ---------------------------------------------------------------------------------------------------------------------------
-----------------------------------------------------------------------------------------------
   1     0.000         --          --          --          --          --          REMOVED     --        0.000       0.000
1.000       1.000       0.000       0.000       0.000     not available
   2     0.000         --          --          --          --          --          REMOVED     --      -0.2000       0.000
1.000       1.000       0.000       0.000       0.000     not available
   3     0.000         --          --          --          --          --          REMOVED     --      -0.4000       0.000
1.000       1.000       0.000       0.000       0.000     not available
   4     0.000         --          --          --          --          --          REMOVED     --      -0.6000       0.000
1.000       1.000       0.000       0.000       0.000     not available
   5     0.000         --          --          --          --          --          REMOVED     --      -0.8000       0.000
1.000       1.000       0.000       0.000       0.000     not available
   6     0.000         --          --          --          --          --          REMOVED     --       -1.000       0.000
1.000       1.000       0.000       0.000       0.000     not available
   7     0.000         --          --          --          --          --          REMOVED     --       -1.200       0.000
1.000       1.000       0.000       0.000       0.000     not available
   8     0.000         --          --          --          --          --          REMOVED     --       -1.400       0.000
1.000       1.000       0.000       0.000       0.000     not available
   9     0.000         --          --          --          --          --          REMOVED     --       -1.600       0.000
1.000       1.000       0.000       0.000       0.000     not available
  10     0.000         --          --          --          --          --          REMOVED     --       -1.800       0.000
1.000       1.000       0.000       0.000       0.000     not available
  11     0.000         --          --          --          --          --          REMOVED     --       -2.000       0.000
1.000       1.000       0.000       0.000       0.000     not available
  12     0.000         --          --          --          --          --          REMOVED     --       -2.200       0.000
1.000       1.000       0.000       0.000       0.000     not available
  13     0.000         --          --          --          --          --          REMOVED     --       -2.400       0.000
1.000       1.000       0.000       0.000       0.000     not available
  14     0.000         --          --          --          --          --          REMOVED     --       -2.600       0.000
1.000       1.000       0.000       0.000       0.000     not available
  15     0.000         --          --          --          --          --          REMOVED     --       -2.800       0.000
1.000       1.000       0.000       0.000       0.000     not available
  16     0.000         --          --          --          --          --          REMOVED     --       -3.000       0.000
1.000       1.000       0.000       0.000       0.000     not available
  17     0.000         --          --          --          --          --          REMOVED     --       -3.200       0.000
1.000       1.000       0.000       0.000       0.000     not available
  18     0.000         --          --          --          --          --          REMOVED     --       -3.400       0.000
1.000       1.000       0.000       0.000       0.000     not available
  19     0.000         --          --          --          --          --          REMOVED     --       -3.600       0.000
1.000       1.000       0.000       0.000       0.000     not available
  20     0.000         --          --          --          --          --          REMOVED     --       -3.800       0.000
1.000       1.000       0.000       0.000       0.000     not available
  21     0.000         --          --          --          --          --          REMOVED     --       -4.000       0.000
1.000       1.000       0.000       0.000       0.000     not available
  22 D  0.2522      3.7981E-04   1.600       1.261       1.600       1.261            V-C   7641.      -4.200       0.000
1.000       1.000       1.261       0.000       0.000     DI1_164_167_L_0
  23 D  0.5652      4.2690E-04   4.800       2.826       4.800       2.826            V-C   7641.      -4.400       0.000
1.000       1.000       2.826       0.000       0.000     DI1_164_167_L_0
  24 D   2.552      4.7159E-04   8.000       12.76       73.60       40.30          UL-RL  1.2226E+04  -4.600       0.000
1.000       1.000       12.76       0.000       0.000     DI1_164_167_L_0
```

```
  25 D   4.223      5.1410E-04   11.20      21.12      76.80      41.93          UL-RL  1.2226E+04  -4.800       0.000
1.000      1.000      21.12       0.000      0.000     DI1_164_167_L_0
  26 D   6.944      5.5464E-04   14.40      34.72      80.00      43.57          UL-RL  2.6062E+04  -5.000       0.000
1.000      1.000      34.72       0.000      0.000     DI2_165_168_L_0
  27 D   8.003      5.9344E-04   17.60      40.02      83.20      45.20          UL-RL  2.6062E+04  -5.200       0.000
1.000      1.000      40.02       0.000      0.000     DI2_165_168_L_0
  28 D   9.016      6.3073E-04   20.80      45.08      86.40      46.82          UL-RL  2.6062E+04  -5.400       0.000
1.000      1.000      45.08       0.000      0.000     DI2_165_168_L_0
  29 D   9.886      6.6672E-04   24.00      49.43      89.60      49.43            V-C  1.6289E+04  -5.600       0.000
1.000      1.000      49.43       0.000      0.000     DI2_165_168_L_0
  30 D   10.70      7.0163E-04   27.20      53.48      92.80      53.49          UL-RL  2.6062E+04  -5.800       0.000
1.000      1.000      53.48       0.000      0.000     DI2_165_168_L_0
  31 D   11.46      7.3566E-04   30.40      57.28      96.00      57.29          UL-RL  2.6062E+04  -6.000       0.000
1.000      1.000      57.28       0.000      0.000     DI2_165_168_L_0
  32 D   12.21      7.6898E-04   33.60      61.03      99.20      61.04          UL-RL  2.6062E+04  -6.200       0.000
1.000      1.000      61.03       0.000      0.000     DI2_165_168_L_0
  33 D   12.95      8.0176E-04   36.80      64.74      102.4      64.76          UL-RL  2.6062E+04  -6.400       0.000
1.000      1.000      64.74       0.000      0.000     DI2_165_168_L_0
  34 D   13.68      8.3414E-04   40.00      68.41      105.6      68.42          UL-RL  2.6062E+04  -6.600       0.000
1.000      1.000      68.41       0.000      0.000     DI2_165_168_L_0
  35 D   14.35      8.6624E-04   43.20      71.76      108.8      71.79          UL-RL  2.6062E+04  -6.800       0.000
1.000      1.000      71.76       0.000      0.000     DI2_165_168_L_0
  36 D   15.01      8.9818E-04   46.40      75.06      112.0      75.17          UL-RL  2.6062E+04  -7.000       0.000
1.000      1.000      75.06       0.000      0.000     DI2_165_168_L_0
  37 D   15.66      9.3003E-04   49.60      78.32      115.2      78.55          UL-RL  2.6062E+04  -7.200       0.000
1.000      1.000      78.32       0.000      0.000     DI2_165_168_L_0
  38 D   12.24      9.6184E-04   52.80      81.57      118.4      81.92          UL-RL  2.6062E+04  -7.400       0.000
1.000      1.000      81.57       0.000      0.000     DI2_165_168_L_0
  39 D   4.159      9.7774E-04   54.40      83.19      120.0      83.60          UL-RL  2.6062E+04  -7.500       0.000
1.000      1.000      83.19       0.000      0.000     DI2_165_168_L_0
```

```
+-----------------------------------------------------------------------------------------------------------------+
|                  PARATIEPLUS(TM)   NLS ENGINE RELEASE  2018.0    FULL VERSION  *Build date:Nov 13, 2017*          |
|                                                                                                                 |
|                         NewProject.BaseDesignSection_28.SLERaraFrequenteQuasiPermanente_1153                    |
|                                 Exe Time : 4 September 2018 18:01:30                                            |
+-----------------------------------------------------------------------------------------------------------------+
New Project


S T R E S S   R E S U L T S   F O R   G R O U P   N O.   3

WallElement_33                                                  :
ELEMENT TYPE    2 NO.OF ELEMENTS. IN THIS GROUP   38
C U R R E N T   T I M E   I S     6.0000

 WALL2D ELEMENT

   EL      TA          TB          MA          MB
-----------------------------------------------------
    1 -120.41      120.41    -2.48536E-11 -24.081
    2 -118.12      118.12      24.081     -47.705
    3 -112.36      112.36      47.705     -70.177
    4 -103.12      103.12      70.177     -90.800
    5 -92.668      92.668      90.800     -109.33
    6 -82.596      82.596      109.33     -125.85
    7 -72.791      72.791      125.85     -140.41
    8 -63.229      63.229      140.41     -153.06
    9 -53.856      53.856      153.06     -163.83
   10 -44.673      44.673      163.83     -172.76
   11 -35.674      35.674      172.76     -179.90
   12 -26.851      26.851      179.90     -185.27
   13 -18.191      18.191      185.27     -188.91
   14 -9.6796      9.6796      188.91     -190.84
   15 -1.3006      1.3006      190.84     -191.10
   16  6.9634     -6.9634      191.10     -189.71
   17  15.143     -15.143      189.71     -186.68
   18  23.244     -23.244      186.68     -182.03
   19  31.284     -31.284      182.03     -175.78
   20  39.282     -39.282      175.78     -167.92
   21  47.246     -47.246      167.92     -158.47
   22  54.951     -54.951      158.47     -147.48
   23  62.353     -62.353      147.48     -135.01
   24  67.794     -67.794      135.01     -121.45
   25  71.602     -71.602      121.45     -107.13
   26  70.416     -70.416      107.13     -93.047
   27  67.845     -67.845      93.047     -79.477
   28  64.466     -64.466      79.477     -66.584
   29  60.422     -60.422      66.584     -54.500
   30  55.773     -55.773      54.500     -43.345
   31  50.572     -50.572      43.345     -33.231
   32  44.829     -44.829      33.231     -24.265
   33  38.552     -38.552      24.265     -16.555
   34  31.754     -31.754      16.555     -10.204
   35  24.494     -24.494      10.204     -5.3052
   36  16.787     -16.787      5.3052     -1.9478
   37  8.6388     -8.6388      1.9478    -0.22004
   38  2.2004     -2.2004     0.22004    -1.61726E-11
```

```
+-----------------------------------------------------------------------------------------------------------------------+
|                  PARATIEPLUS(TM)   NLS ENGINE RELEASE  2018.0    FULL VERSION  *Build date:Nov 13, 2017*              |
|                                                                                                                       |
|                         NewProject.BaseDesignSection_28.SLERaraFrequenteQuasiPermanente_1153                          |
|                                 Exe Time : 4 September 2018 18:01:30                                                  |
+-----------------------------------------------------------------------------------------------------------------------+
New Project


S T R E S S   R E S U L T S   F O R   G R O U P   N O.   4

Tieback_175                                                  :
ELEMENT TYPE    6 NO.OF ELEMENTS. IN THIS GROUP    1
C U R R E N T   T I M E   I S     6.0000

 POST-TENSION 2D-BOUNDARY ELEMENT

         EL    FORCE          d0          EDISPL     pl. eps          K     -ve limit   +ve limit
-------------------------------------------------------------------------------------------------------
ANCHOR    1   139.03     -1.47356E-03 -1.15713E-03   0.0000       1689.0       0.0000       0.0000     ELASTIC  ORIGINAL
YOUNG MODULUS
```

```
+-------------------------------------------------------------------------------------------------------------------------+
|                   PARATIEPLUS(TM)   NLS ENGINE RELEASE  2018.0    FULL VERSION  *Build date:Nov 13, 2017*               |
|                                                                                                                         |
|                          NewProject.BaseDesignSection_28.SLERaraFrequenteQuasiPermanente_1153                           |
|                                   Exe Time : 4 September 2018 18:01:30                                                  |
+-------------------------------------------------------------------------------------------------------------------------+


     F I N A L    I N C R E M E N T A L    A N A L Y S I S

                    S U M M A R Y

     STEP                                  NO. OF ITERATIONS

        1           CONVERGENCE :YES                      2
        2           CONVERGENCE :YES                      3
        3           CONVERGENCE :YES                      5
        4           CONVERGENCE :YES                      4
        5           CONVERGENCE :YES                      3
        6           CONVERGENCE :YES                      2


 END OF PROCESS FOR PROBLEM
New Project
NONLINEAR SOLUTION CPU TIME ....    0.09 [sec]
DATABASE  CREATION CPU TIME.....    0.28 [sec]
```

Design Assumption : A1+M1+R1 - File di Paratie - File di input (.d)

```
* PARATIE ANALYSIS FOR DESIGN SECTION:Base Design Section USING ASSUMPTION: A1+M1+R1
 * Time:martedì 4 settembre 2018 18:01:31
 * 1: Defining general settings
 UNIT  m kN
 TITLE New Project
 DELTA 0.2
 option param itemax 40
 option control hinges 0 0.0001 0.001

 * 2: Defining wall(s)
 WALL LeftWall_32 0 -7.5 0 1

 * 3: Defining surfaces for wall(s)
 SOIL 0_L LeftWall_32 -7.5 0 1 0
 SOIL 0_R LeftWall_32 -7.5 0 2 180

 * 4: Defining soil layers
 *
 * Soil Profile (Rilevato_2_8_L_0)
 *
 LDATA Rilevato_2_8_L_0 3 LeftWall_32
 ATREST 0.5 0.5 1
 WEIGHT 19 10 10
 PERMEABILITY 0.0001
 RESISTANCE 0 38 0 0 0
 YOUNG 1.5E+04 4.5E+04
 ENDL
 *
 * Soil Profile (DI1_164_167_L_0)
 *
 LDATA DI1_164_167_L_0 0 LeftWall_32
 ATREST 0.5 0.5 1
 WEIGHT 16 6 10
 PERMEABILITY 1E-05
 RESISTANCE 0 30 0 0 0
 YOUNG 3E+04 4.8E+04
 ENDL
 *
 * Soil Profile (DI2_165_168_L_0)
 *
 LDATA DI2_165_168_L_0 -5 LeftWall_32
 ATREST 0.5 0.5 1
 WEIGHT 16 6 10
 PERMEABILITY 1E-05
 RESISTANCE 1 33 0 0 0
 YOUNG 6.8E+04 1.088E+05
 ENDL

 * 5: Defining structural materials
 * Steel material: 108 Name=Fe360 E=206000200 kPa
 MATERIAL Fe360_108 2.06E+08
 * Concrete material: 104 Name=C25/30 E=31475800 kPa
 MATERIAL C2530_104 3.148E+07
 * Rebar material: 124 Name=acciaio armonico E=200100000 kPa
 MATERIAL acciaioarmonico_124 2.001E+08
 * Concrete material: 103 Name=C20/25 E=29962000 kPa
 MATERIAL C2025_103 2.996E+07

 * 6: Defining structural elements
 * 6.1: Beams and combined Wall Elements
 BEAM WallElement_33 LeftWall_32 -7.5 0 C2530_104 0.9794 00 00 0


 * 6.2: Supports
 WIRE Tieback_175 LeftWall_32 0 acciaioarmonico_124 8.441E-06 138.5 30 0 0
```

```
* 6.3: Strips
STRIP LeftWall_32 5 6 1 4 0 23.08 45
STRIP LeftWall_32 1 6 11.5 18.5 2.7 23.08 45

* 7: Defining Steps
STEP Stage1_31
CHANGE Rilevato_2_8_L_0 U-FRICT=38 LeftWall_32
CHANGE Rilevato_2_8_L_0 D-FRICT=38 LeftWall_32
CHANGE Rilevato_2_8_L_0 U-KA=0.238 LeftWall_32
CHANGE Rilevato_2_8_L_0 U-KP=7.232 LeftWall_32
CHANGE Rilevato_2_8_L_0 D-KA=0.238 LeftWall_32
CHANGE Rilevato_2_8_L_0 D-KP=7.232 LeftWall_32
CHANGE DI1_164_167_L_0 U-FRICT=30 LeftWall_32
CHANGE DI1_164_167_L_0 D-FRICT=30 LeftWall_32
CHANGE DI1_164_167_L_0 U-KA=0.333 LeftWall_32
CHANGE DI1_164_167_L_0 U-KP=5.425 LeftWall_32
CHANGE DI1_164_167_L_0 D-KA=0.333 LeftWall_32
CHANGE DI1_164_167_L_0 D-KP=4.288 LeftWall_32
CHANGE DI2_165_168_L_0 U-FRICT=33 LeftWall_32
CHANGE DI2_165_168_L_0 D-FRICT=33 LeftWall_32
CHANGE DI2_165_168_L_0 U-KA=0.295 LeftWall_32
CHANGE DI2_165_168_L_0 U-KP=6.716 LeftWall_32
CHANGE DI2_165_168_L_0 D-KA=0.295 LeftWall_32
CHANGE DI2_165_168_L_0 D-KP=5.16 LeftWall_32
CHANGE Rilevato_2_8_L_0 U-COHE=0 LeftWall_32
CHANGE Rilevato_2_8_L_0 U-ADHES=0 LeftWall_32
CHANGE Rilevato_2_8_L_0 D-COHE=0 LeftWall_32
CHANGE Rilevato_2_8_L_0 D-ADHES=0 LeftWall_32
CHANGE DI1_164_167_L_0 U-COHE=0 LeftWall_32
CHANGE DI1_164_167_L_0 U-ADHES=0 LeftWall_32
CHANGE DI1_164_167_L_0 D-COHE=0 LeftWall_32
CHANGE DI1_164_167_L_0 D-ADHES=0 LeftWall_32
CHANGE DI2_165_168_L_0 U-COHE=1 LeftWall_32
CHANGE DI2_165_168_L_0 U-ADHES=0 LeftWall_32
CHANGE DI2_165_168_L_0 D-COHE=1 LeftWall_32
CHANGE DI2_165_168_L_0 D-ADHES=0 LeftWall_32
SETWALL LeftWall_32
GEOM 0 0
WATER -18 0 -7.5 0 0
ADD WallElement_33
ENDSTEP

STEP Stage2_183
SETWALL LeftWall_32
GEOM 0 -1
WATER -18 0 -7.5 0 0
ENDSTEP

STEP Stage3_283
SETWALL LeftWall_32
GEOM 0 -1
WATER -18 0 -7.5 0 0
ADD Tieback_175
ENDSTEP

STEP Stage4_383
SETWALL LeftWall_32
GEOM 0 -4.6
WATER -18 0 -7.5 0 0
ENDSTEP

STEP Stage5_744
SETWALL LeftWall_32
GEOM 0 -4.1
WATER -18 0 -7.5 0 0
ENDSTEP

STEP Stage6_2841
SETWALL LeftWall_32
GEOM 0 -4.1
WATER -18 0 -7.5 0 0
```

```
ENDSTEP
```

Design Assumption : A1+M1+R1 - File di Paratie - File di output (.out)

```
+-------------------------------------------------------------------------------------------------------------------------+
|                   PARATIEPLUS(TM)   NLS ENGINE RELEASE  2018.0    FULL VERSION  *Build date:Nov 13, 2017*               |
|                                                                                                                         |
|                                    NewProject.BaseDesignSection_28.A1M1R1_1183                                          |
|                                  Exe Time : 4 September 2018 18:01:31                                                   |
+-------------------------------------------------------------------------------------------------------------------------+

                  ************************************************************
                  *                                                          *
                  *  PARATIE PLUS Non-Linear Spring Engine                   *
                  *                                                          *
                  *          AN ELASTOPLASTIC FINITE ELEMENT PROGRAM         *
                  *          FOR FLEXIBLE EARTH-RETAINING STRUCTURES         *
                  *                                                          *
                  *          Written by Ce.A.S. s.r.l. (ITALY)               *
                  *          with the scientific supervision of              *
                  *          Roberto Nova - full professor SOIL MECHANICS    *
                  *          at Politecnico di Milano (ITALY)                *
                  *                                                          *
                  ************************************************************
                  *                                                          *
                  *  RELEASE   2018.0     *Build date:Nov 13, 2017*    *     *
                  *                                                          *
                  *                                                          *
                  *  Ce.A.S.     S.R.L   CENTRO DI ANALISI STRUTTURALE       *
                  *              VIALE   GIUSTINIANO 10                      *
                  *              20129   M I L A N O  (ITALIA)               *
                  *  TEL.        +39 02 2020221                              *
                  *                                                          *
                  *  email       bruno.becci@ceas.it                         *
                  *  Web Page    www.ceas.it     www.paratieplus.com         *
                  ************************************************************



 JOB : NewProject.BaseDesignSection_28.A1M1R1_1183
 STARTING
ACCEPTED   <FILE,GENW                                                        >
ACCEPTED   <FILE,PLOTTER,BINARY                                              >
ACCEPTED   <SOLVE TOTAL_STRESS                                               >
ACCEPTED   <PARAM ITEMAX 40                                                  >
ACCEPTED   <CONTROL HINGES 0 0.0001 0.001                                    >


                  ************************************************************
                  *                                                          *
                  *  WARNING : PORE PRESSURES ARE AUTOMATICALLY COMPUTED     *
                  *    BY THE PROGRAM.                                       *
                  ************************************************************

PRELIMINARY OPERATIONS CPU TIME     0.01 [sec]
```

```
+-------------------------------------------------------------------------------------------------------------------------+
|                   PARATIEPLUS(TM)   NLS ENGINE RELEASE  2018.0    FULL VERSION  *Build date:Nov 13, 2017*              |
|                                                                                                                         |
|                                     NewProject.BaseDesignSection_28.A1M1R1_1183                                         |
|                                  Exe Time : 4 September 2018 18:01:31                                                   |
+-------------------------------------------------------------------------------------------------------------------------+


INPUT FILE HAS BEEN GENERATED BY WALGEN PROGRAM


New Project


NO. OF NODAL POINTS (NUMNP) ...................   39
NO. OF COORDINATES  (NCOORD)...................    2
NO. OF NODE DOFS    (NDOF).....................    2
NO. OF EQUATIONS    (NEQ)......................   78
NO. OF CONSTRAINTS CARDS (NVINC)...............    0
NO. OF ELEMENT GROUPS (NEG)....................    4
NO. OF SOLUTION STEPS (NSTE)...................    6
NO. OF ELEMENT SETS ATTACHED TO SLAVE NODES ...    0
NO. OF RECORD FROM WALGEN .....................   99
NO. OF LONG NAMES (LASTNAME) ..................   24
LENGTH UNIT CHOICE ............................    3 (M   )
FORCE  UNIT CHOICE ............................    3 (KN  )
MAX PORE PRESSURE TABLE LENGTH.................    1
NO. OF ELEMENT GROUPS REQUIRING ADD. SLIP DOF .    0


IDOFA (01) =  2  Y-DISPL.F
IDOFA (02) =  4   X-ROT. F

 RELEVANT ITEMS UNITS

 STRESSES                  kPa
 Y-DISPLACEMENTS           m
 ROTATIONS                 RADIANS
 BEAM AND SLAB MOMENTS     kN*m/m
 BEAM SHEAR FORCES         kN/m
 ANCHOR FORCES             kN/m
 AXIAL FORCES IN TRUSSES   kN/m
 AXIAL FORCES SPRINGS      kN/m
 Y-REACTIONS               kN/m
 X-MOMENT REACTIONS        kN*m/m
 ETC.
```

```
+-------------------------------------------------------------------------------------------------------------------------+
|                   PARATIEPLUS(TM)   NLS ENGINE RELEASE  2018.0    FULL VERSION  *Build date:Nov 13, 2017*               |
|                                                                                                                         |
|                                    NewProject.BaseDesignSection_28.A1M1R1_1183                                          |
|                                  Exe Time : 4 September 2018 18:01:31                                                   |
+-------------------------------------------------------------------------------------------------------------------------+
                   P R E P R O C E S S O R     D A T A

                   N O.  O F   C O M M A N D S     99

    1 : UNIT  m kN
    2 : TITLE New Project
    3 : DELTA 0.2
    4 : option param itemax 40
    5 : option control hinges 0 0.0001 0.001
    6 : WALL LeftWall_32 0 -7.5 0 1
    7 : SOIL 0_L LeftWall_32 -7.5 0 1 0
    8 : SOIL 0_R LeftWall_32 -7.5 0 2 180
    9 : LDATA Rilevato_2_8_L_0 3 LeftWall_32
   10 : ATREST 0.5 0.5 1
   11 : WEIGHT 19 10 10
   12 : PERMEABILITY 0.0001
   13 : RESISTANCE 0 38 0 0 0
   14 : YOUNG 1.5E+04 4.5E+04
   15 : ENDL
   16 : LDATA DI1_164_167_L_0 0 LeftWall_32
   17 : ATREST 0.5 0.5 1
   18 : WEIGHT 16 6 10
   19 : PERMEABILITY 1E-05
   20 : RESISTANCE 0 30 0 0 0
   21 : YOUNG 3E+04 4.8E+04
   22 : ENDL
   23 : LDATA DI2_165_168_L_0 -5 LeftWall_32
   24 : ATREST 0.5 0.5 1
   25 : WEIGHT 16 6 10
   26 : PERMEABILITY 1E-05
   27 : RESISTANCE 1 33 0 0 0
   28 : YOUNG 6.8E+04 1.088E+05
   29 : ENDL
   30 : MATERIAL Fe360_108 2.06E+08
   31 : MATERIAL C2530_104 3.148E+07
   32 : MATERIAL acciaioarmonico_124 2.001E+08
   33 : MATERIAL C2025_103 2.996E+07
   34 : BEAM WallElement_33 LeftWall_32 -7.5 0 C2530_104 0.9794 00 00 0
   35 : WIRE Tieback_175 LeftWall_32 0 acciaioarmonico_124 8.441E-06 138.5 30 0 0
   36 : STRIP LeftWall_32 5 6 1 4 0 23.08 45
   37 : STRIP LeftWall_32 1 6 11.5 18.5 2.7 23.08 45
   38 : STEP Stage1_31
   39 : CHANGE Rilevato_2_8_L_0 U-FRICT=38 LeftWall_32
   40 : CHANGE Rilevato_2_8_L_0 D-FRICT=38 LeftWall_32
   41 : CHANGE Rilevato_2_8_L_0 U-KA=0.238 LeftWall_32
   42 : CHANGE Rilevato_2_8_L_0 U-KP=7.232 LeftWall_32
   43 : CHANGE Rilevato_2_8_L_0 D-KA=0.238 LeftWall_32
   44 : CHANGE Rilevato_2_8_L_0 D-KP=7.232 LeftWall_32
   45 : CHANGE DI1_164_167_L_0 U-FRICT=30 LeftWall_32
   46 : CHANGE DI1_164_167_L_0 D-FRICT=30 LeftWall_32
   47 : CHANGE DI1_164_167_L_0 U-KA=0.333 LeftWall_32
   48 : CHANGE DI1_164_167_L_0 U-KP=5.425 LeftWall_32
   49 : CHANGE DI1_164_167_L_0 D-KA=0.333 LeftWall_32
   50 : CHANGE DI1_164_167_L_0 D-KP=4.288 LeftWall_32
   51 : CHANGE DI2_165_168_L_0 U-FRICT=33 LeftWall_32
   52 : CHANGE DI2_165_168_L_0 D-FRICT=33 LeftWall_32
   53 : CHANGE DI2_165_168_L_0 U-KA=0.295 LeftWall_32
   54 : CHANGE DI2_165_168_L_0 U-KP=6.716 LeftWall_32
   55 : CHANGE DI2_165_168_L_0 D-KA=0.295 LeftWall_32
   56 : CHANGE DI2_165_168_L_0 D-KP=5.16 LeftWall_32
   57 : CHANGE Rilevato_2_8_L_0 U-COHE=0 LeftWall_32
   58 : CHANGE Rilevato_2_8_L_0 U-ADHES=0 LeftWall_32
   59 : CHANGE Rilevato_2_8_L_0 D-COHE=0 LeftWall_32
   60 : CHANGE Rilevato_2_8_L_0 D-ADHES=0 LeftWall_32
   61 : CHANGE DI1_164_167_L_0 U-COHE=0 LeftWall_32
```

```
62 : CHANGE DI1_164_167_L_0 U-ADHES=0 LeftWall_32
63 : CHANGE DI1_164_167_L_0 D-COHE=0 LeftWall_32
64 : CHANGE DI1_164_167_L_0 D-ADHES=0 LeftWall_32
65 : CHANGE DI2_165_168_L_0 U-COHE=1 LeftWall_32
66 : CHANGE DI2_165_168_L_0 U-ADHES=0 LeftWall_32
67 : CHANGE DI2_165_168_L_0 D-COHE=1 LeftWall_32
68 : CHANGE DI2_165_168_L_0 D-ADHES=0 LeftWall_32
69 : SETWALL LeftWall_32
70 : GEOM 0 0
71 : WATER -18 0 -7.5 0 0
72 : ADD WallElement_33
73 : ENDSTEP
74 : STEP Stage2_183
75 : SETWALL LeftWall_32
76 : GEOM 0 -1
77 : WATER -18 0 -7.5 0 0
78 : ENDSTEP
79 : STEP Stage3_283
80 : SETWALL LeftWall_32
81 : GEOM 0 -1
82 : WATER -18 0 -7.5 0 0
83 : ADD Tieback_175
84 : ENDSTEP
85 : STEP Stage4_383
86 : SETWALL LeftWall_32
87 : GEOM 0 -4.6
88 : WATER -18 0 -7.5 0 0
89 : ENDSTEP
90 : STEP Stage5_744
91 : SETWALL LeftWall_32
92 : GEOM 0 -4.1
93 : WATER -18 0 -7.5 0 0
94 : ENDSTEP
95 : STEP Stage6_2841
96 : SETWALL LeftWall_32
97 : GEOM 0 -4.1
98 : WATER -18 0 -7.5 0 0
99 : ENDSTEP
```

PARATIEPLUS(TM) NLS ENGINE RELEASE 2018.0 FULL VERSION *Build date:Nov 13, 2017*

NewProject.BaseDesignSection_28.A1M1R1_1183

Exe Time : 4 September 2018 18:01:31

N O D A L P O I N T D A T A

NODE	Y-COORD	Z-COORD	/ NODE	Y-COORD	Z-COORD	/ NODE	Y-COORD	Z-COORD	/ NODE	Y-COORD	Z-COORD	/
1	0.0000	0.0000	/ 2	0.0000	-0.20000	/ 3	0.0000	-0.40000	/ 4	0.0000	-0.60000	/
5	0.0000	-0.80000	/ 6	0.0000	-1.0000	/ 7	0.0000	-1.2000	/ 8	0.0000	-1.4000	/
9	0.0000	-1.6000	/ 10	0.0000	-1.8000	/ 11	0.0000	-2.0000	/ 12	0.0000	-2.2000	/
13	0.0000	-2.4000	/ 14	0.0000	-2.6000	/ 15	0.0000	-2.8000	/ 16	0.0000	-3.0000	/
17	0.0000	-3.2000	/ 18	0.0000	-3.4000	/ 19	0.0000	-3.6000	/ 20	0.0000	-3.8000	/
21	0.0000	-4.0000	/ 22	0.0000	-4.2000	/ 23	0.0000	-4.4000	/ 24	0.0000	-4.6000	/
25	0.0000	-4.8000	/ 26	0.0000	-5.0000	/ 27	0.0000	-5.2000	/ 28	0.0000	-5.4000	/
29	0.0000	-5.6000	/ 30	0.0000	-5.8000	/ 31	0.0000	-6.0000	/ 32	0.0000	-6.2000	/
33	0.0000	-6.4000	/ 34	0.0000	-6.6000	/ 35	0.0000	-6.8000	/ 36	0.0000	-7.0000	/
37	0.0000	-7.2000	/ 38	0.0000	-7.4000	/ 39	0.0000	-7.5000	/			

```
+-------------------------------------------------------------------------------------------------------------------------+
|                   PARATIEPLUS(TM)   NLS ENGINE RELEASE  2018.0    FULL VERSION  *Build date:Nov 13, 2017*               |
|                                                                                                                         |
|                                     NewProject.BaseDesignSection_28.A1M1R1_1183                                         |
|                                  Exe Time : 4 September 2018 18:01:31                                                   |
+-------------------------------------------------------------------------------------------------------------------------+
 ELEMENT GROUP NO.  1

0_L                                                          :
   5  39   0   1   0   0   0   0   0   0   0   0   0   0   0   3   0   0   0   0
.....................................
.........2D PLASTIC SOIL ..........
.....................................

element group behaviour throughout stage analysis

stage   status
------------------
    1   active
    2   active
    3   active
    4   active
    5   active
    6   active

 material set no.    1

 prop( 1) angle              0.00000
 prop( 2) layer as foreseen  1.00000


 material set no.    2

 prop( 1) angle              0.00000
 prop( 2) layer as foreseen  2.00000


 material set no.    3

 prop( 1) angle              0.00000
 prop( 2) layer as foreseen  3.00000


 element data

   el    n  mat      area      .....     .....     .....      flag
-------------------------------------------------------------------

    1    1    2   0.1000     0.000     0.000     0.000     1.000
    2    2    2   0.2000     0.000     0.000     0.000     1.000
    3    3    2   0.2000     0.000     0.000     0.000     1.000
    4    4    2   0.2000     0.000     0.000     0.000     1.000
    5    5    2   0.2000     0.000     0.000     0.000     1.000
    6    6    2   0.2000     0.000     0.000     0.000     1.000
    7    7    2   0.2000     0.000     0.000     0.000     1.000
    8    8    2   0.2000     0.000     0.000     0.000     1.000
    9    9    2   0.2000     0.000     0.000     0.000     1.000
   10   10    2   0.2000     0.000     0.000     0.000     1.000
   11   11    2   0.2000     0.000     0.000     0.000     1.000
   12   12    2   0.2000     0.000     0.000     0.000     1.000
   13   13    2   0.2000     0.000     0.000     0.000     1.000
   14   14    2   0.2000     0.000     0.000     0.000     1.000
   15   15    2   0.2000     0.000     0.000     0.000     1.000
   16   16    2   0.2000     0.000     0.000     0.000     1.000
   17   17    2   0.2000     0.000     0.000     0.000     1.000
   18   18    2   0.2000     0.000     0.000     0.000     1.000
   19   19    2   0.2000     0.000     0.000     0.000     1.000
   20   20    2   0.2000     0.000     0.000     0.000     1.000
   21   21    2   0.2000     0.000     0.000     0.000     1.000
   22   22    2   0.2000     0.000     0.000     0.000     1.000
   23   23    2   0.2000     0.000     0.000     0.000     1.000
```

24	24	2	0.2000	0.000	0.000	0.000	1.000
25	25	2	0.2000	0.000	0.000	0.000	1.000
26	26	2	0.2000	0.000	0.000	0.000	1.000
27	27	3	0.2000	0.000	0.000	0.000	1.000
28	28	3	0.2000	0.000	0.000	0.000	1.000
29	29	3	0.2000	0.000	0.000	0.000	1.000
30	30	3	0.2000	0.000	0.000	0.000	1.000
31	31	3	0.2000	0.000	0.000	0.000	1.000
32	32	3	0.2000	0.000	0.000	0.000	1.000
33	33	3	0.2000	0.000	0.000	0.000	1.000
34	34	3	0.2000	0.000	0.000	0.000	1.000
35	35	3	0.2000	0.000	0.000	0.000	1.000
36	36	3	0.2000	0.000	0.000	0.000	1.000
37	37	3	0.2000	0.000	0.000	0.000	1.000
38	38	3	0.1500	0.000	0.000	0.000	1.000
39	39	3	0.5000E-01	0.000	0.000	0.000	1.000

```
+-------------------------------------------------------------------------------------------------------------------------+
|                   PARATIEPLUS(TM)   NLS ENGINE RELEASE  2018.0    FULL VERSION  *Build date:Nov 13, 2017*               |
|                                                                                                                         |
|                                     NewProject.BaseDesignSection_28.A1M1R1_1183                                         |
|                                  Exe Time : 4 September 2018 18:01:31                                                   |
+-------------------------------------------------------------------------------------------------------------------------+
 ELEMENT GROUP NO.  2

0_R                                                          :
   5  39   0   1   0   0   0   0   0   0   0   0   0   0   0   3   0   0   0   0
.....................................
.........2D PLASTIC SOIL ..........
.....................................

element group behaviour throughout stage analysis

stage   status
------------------
    1   active
    2   active
    3   active
    4   active
    5   active
    6   active

 material set no.    1

 prop( 1) angle              180.000
 prop( 2) layer as foreseen  1.00000


 material set no.    2

 prop( 1) angle              180.000
 prop( 2) layer as foreseen  2.00000


 material set no.    3

 prop( 1) angle              180.000
 prop( 2) layer as foreseen  3.00000


 element data

   el    n  mat      area      .....     .....     .....      flag
-------------------------------------------------------------------

    1    1    2   0.1000     0.000     0.000     0.000     2.000
    2    2    2   0.2000     0.000     0.000     0.000     2.000
    3    3    2   0.2000     0.000     0.000     0.000     2.000
    4    4    2   0.2000     0.000     0.000     0.000     2.000
    5    5    2   0.2000     0.000     0.000     0.000     2.000
    6    6    2   0.2000     0.000     0.000     0.000     2.000
    7    7    2   0.2000     0.000     0.000     0.000     2.000
    8    8    2   0.2000     0.000     0.000     0.000     2.000
    9    9    2   0.2000     0.000     0.000     0.000     2.000
   10   10    2   0.2000     0.000     0.000     0.000     2.000
   11   11    2   0.2000     0.000     0.000     0.000     2.000
   12   12    2   0.2000     0.000     0.000     0.000     2.000
   13   13    2   0.2000     0.000     0.000     0.000     2.000
   14   14    2   0.2000     0.000     0.000     0.000     2.000
   15   15    2   0.2000     0.000     0.000     0.000     2.000
   16   16    2   0.2000     0.000     0.000     0.000     2.000
   17   17    2   0.2000     0.000     0.000     0.000     2.000
   18   18    2   0.2000     0.000     0.000     0.000     2.000
   19   19    2   0.2000     0.000     0.000     0.000     2.000
   20   20    2   0.2000     0.000     0.000     0.000     2.000
   21   21    2   0.2000     0.000     0.000     0.000     2.000
   22   22    2   0.2000     0.000     0.000     0.000     2.000
   23   23    2   0.2000     0.000     0.000     0.000     2.000
```

24	24	2	0.2000	0.000	0.000	0.000	2.000
25	25	2	0.2000	0.000	0.000	0.000	2.000
26	26	2	0.2000	0.000	0.000	0.000	2.000
27	27	3	0.2000	0.000	0.000	0.000	2.000
28	28	3	0.2000	0.000	0.000	0.000	2.000
29	29	3	0.2000	0.000	0.000	0.000	2.000
30	30	3	0.2000	0.000	0.000	0.000	2.000
31	31	3	0.2000	0.000	0.000	0.000	2.000
32	32	3	0.2000	0.000	0.000	0.000	2.000
33	33	3	0.2000	0.000	0.000	0.000	2.000
34	34	3	0.2000	0.000	0.000	0.000	2.000
35	35	3	0.2000	0.000	0.000	0.000	2.000
36	36	3	0.2000	0.000	0.000	0.000	2.000
37	37	3	0.2000	0.000	0.000	0.000	2.000
38	38	3	0.1500	0.000	0.000	0.000	2.000
39	39	3	0.5000E-01	0.000	0.000	0.000	2.000

```
+-------------------------------------------------------------------------------------------------------------------------------+
|                   PARATIEPLUS(TM)   NLS ENGINE RELEASE  2018.0    FULL VERSION  *Build date:Nov 13, 2017*                    |
|                                                                                                                               |
|                                     NewProject.BaseDesignSection_28.A1M1R1_1183                                               |
|                                  Exe Time : 4 September 2018 18:01:31                                                         |
+-------------------------------------------------------------------------------------------------------------------------------+
 ELEMENT GROUP NO.  3

WallElement_33                                          :
   2  38   0   1   0   0   0   0   0   0   0   0   0   0   1   0   0   1   0
.....................................
.........2D WALL ELEMENT...........
.....................................

element group behaviour throughout stage analysis

stage   status
------------------
    1   active
    2   active
    3   active
    4   active
    5   active
    6   active

 material set no.    1

 prop( 1) young modulus      0.314800E+08
 prop( 2) modification  time  0.00000
 prop( 3) new young modulus   0.00000
 prop( 4) poisson ratio       0.00000
 prop( 5) future .............0.294300E-43

 no. of step variable items:     1
 step  inertia multipier
--------------------------
    1   1.000
    2   1.000
    3   1.000
    4   1.000
    5   1.000
    6   1.000

 element data

   el   na   nb  mat      erc1      erc2     thick      by-i      by-j
-------------------------------------------------------------

    1    1    2    1    0.000     0.000    0.9794     0.000     0.000
    2    2    3    1    0.000     0.000    0.9794     0.000     0.000
    3    3    4    1    0.000     0.000    0.9794     0.000     0.000
    4    4    5    1    0.000     0.000    0.9794     0.000     0.000
    5    5    6    1    0.000     0.000    0.9794     0.000     0.000
    6    6    7    1    0.000     0.000    0.9794     0.000     0.000
    7    7    8    1    0.000     0.000    0.9794     0.000     0.000
    8    8    9    1    0.000     0.000    0.9794     0.000     0.000
    9    9   10    1    0.000     0.000    0.9794     0.000     0.000
   10   10   11    1    0.000     0.000    0.9794     0.000     0.000
   11   11   12    1    0.000     0.000    0.9794     0.000     0.000
   12   12   13    1    0.000     0.000    0.9794     0.000     0.000
   13   13   14    1    0.000     0.000    0.9794     0.000     0.000
   14   14   15    1    0.000     0.000    0.9794     0.000     0.000
   15   15   16    1    0.000     0.000    0.9794     0.000     0.000
   16   16   17    1    0.000     0.000    0.9794     0.000     0.000
   17   17   18    1    0.000     0.000    0.9794     0.000     0.000
   18   18   19    1    0.000     0.000    0.9794     0.000     0.000
   19   19   20    1    0.000     0.000    0.9794     0.000     0.000
   20   20   21    1    0.000     0.000    0.9794     0.000     0.000
   21   21   22    1    0.000     0.000    0.9794     0.000     0.000
   22   22   23    1    0.000     0.000    0.9794     0.000     0.000
   23   23   24    1    0.000     0.000    0.9794     0.000     0.000
```

24	24	25	1	0.000	0.000	0.9794	0.000	0.000
25	25	26	1	0.000	0.000	0.9794	0.000	0.000
26	26	27	1	0.000	0.000	0.9794	0.000	0.000
27	27	28	1	0.000	0.000	0.9794	0.000	0.000
28	28	29	1	0.000	0.000	0.9794	0.000	0.000
29	29	30	1	0.000	0.000	0.9794	0.000	0.000
30	30	31	1	0.000	0.000	0.9794	0.000	0.000
31	31	32	1	0.000	0.000	0.9794	0.000	0.000
32	32	33	1	0.000	0.000	0.9794	0.000	0.000
33	33	34	1	0.000	0.000	0.9794	0.000	0.000
34	34	35	1	0.000	0.000	0.9794	0.000	0.000
35	35	36	1	0.000	0.000	0.9794	0.000	0.000
36	36	37	1	0.000	0.000	0.9794	0.000	0.000
37	37	38	1	0.000	0.000	0.9794	0.000	0.000
38	38	39	1	0.000	0.000	0.9794	0.000	0.000

```
+-------------------------------------------------------------------------------------------------------------------------+
|                   PARATIEPLUS(TM)   NLS ENGINE RELEASE  2018.0    FULL VERSION  *Build date:Nov 13, 2017*              |
|                                                                                                                         |
|                                    NewProject.BaseDesignSection_28.A1M1R1_1183                                          |
|                                  Exe Time : 4 September 2018 18:01:31                                                   |
+-------------------------------------------------------------------------------------------------------------------------+
 ELEMENT GROUP NO.  4

Tieback_175                                                :
   6   1   0   1   0   0   0   0   0   0   0   0   0   0   0   1   0   0   2   0
.....................................
.........2D POST-TENSION ANCHOR....
.....................................

element group behaviour throughout stage analysis

stage   status
------------------
    1  inactive
    2  inactive
    3   active
    4   active
    5   active
    6   active

 material set no.    1

 prop( 1) angle          30.0000
 prop( 2) young modulus 0.200100E+09
 prop( 3) modification  time  0.00000
 prop( 4) new young modulus   0.00000

 no. of step variable items:     2
 step   -ve lim     +ve lim
-----------------------------
    1   0.000       0.000
    2   0.000       0.000
    3   0.000       0.000
    4   0.000       0.000
    5   0.000       0.000
    6   0.000       0.000

 element data

   el    n  mat       a/l     pinit    yieldc    yieldt
-----------------------------------------------------------

    1    1    1   0.8441E-05 138.5     0.000     0.000
```

```
+-------------------------------------------------------------------------------------------------------------------------+
|                   PARATIEPLUS(TM)   NLS ENGINE RELEASE  2018.0    FULL VERSION  *Build date:Nov 13, 2017*              |
|                                                                                                                         |
|                                     NewProject.BaseDesignSection_28.A1M1R1_1183                                         |
|                                  Exe Time : 4 September 2018 18:01:31                                                   |
+-------------------------------------------------------------------------------------------------------------------------+


NO. OF NODAL LOADS  (NLOAD) ...................    0
NO. OF LOAD CURVES  (NLCUR) ...................   12
MAXIMUM POINTS/LCURVE (NPTM)...................    5
```

```
+-------------------------------------------------------------------------------------------------------------------------+
|                  PARATIEPLUS(TM)   NLS ENGINE RELEASE  2018.0    FULL VERSION  *Build date:Nov 13, 2017*              |
|                                                                                                                         |
|                                    NewProject.BaseDesignSection_28.A1M1R1_1183                                          |
|                                 Exe Time : 4 September 2018 18:01:31                                                    |
+-------------------------------------------------------------------------------------------------------------------------+
L O A D     D A T A


    LOAD FUNCTION NUMBER   =    1
    NUMBER OF TIME POINTS  =    5

    TIME VALUE      FUNCTION

       0.00000    0.0000E+00
       0.80000    0.0000E+00
       1.00000    0.1000E+01
       1.20000    0.0000E+00
       7.00000    0.0000E+00


    LOAD FUNCTION NUMBER   =    2
    NUMBER OF TIME POINTS  =    5

    TIME VALUE      FUNCTION

       0.00000    0.0000E+00
       1.80000    0.0000E+00
       2.00000    0.1000E+01
       2.20000    0.0000E+00
       7.00000    0.0000E+00


    LOAD FUNCTION NUMBER   =    3
    NUMBER OF TIME POINTS  =    5

    TIME VALUE      FUNCTION

       0.00000    0.0000E+00
       2.80000    0.0000E+00
       3.00000    0.1000E+01
       3.20000    0.0000E+00
       7.00000    0.0000E+00


    LOAD FUNCTION NUMBER   =    4
    NUMBER OF TIME POINTS  =    5

    TIME VALUE      FUNCTION

       0.00000    0.0000E+00
       3.80000    0.0000E+00
       4.00000    0.1000E+01
       4.20000    0.0000E+00
       7.00000    0.0000E+00


    LOAD FUNCTION NUMBER   =    5
    NUMBER OF TIME POINTS  =    5

    TIME VALUE      FUNCTION

       0.00000    0.0000E+00
       4.80000    0.0000E+00
       5.00000    0.1000E+01
       5.20000    0.0000E+00
```

```
   7.00000    0.0000E+00


LOAD FUNCTION NUMBER   =    6
NUMBER OF TIME POINTS  =    5

TIME VALUE      FUNCTION

   0.00000    0.0000E+00
   5.80000    0.0000E+00
   6.00000    0.1000E+01
   6.20000    0.0000E+00
   7.00000    0.0000E+00


LOAD FUNCTION NUMBER   =    7
NUMBER OF TIME POINTS  =    4

TIME VALUE      FUNCTION

   0.00000    0.0000E+00
   0.80000    0.0000E+00
   1.00000    0.1000E+01
   7.00000    0.1000E+01


LOAD FUNCTION NUMBER   =    8
NUMBER OF TIME POINTS  =    4

TIME VALUE      FUNCTION

   0.00000    0.0000E+00
   1.80000    0.0000E+00
   2.00000    0.1000E+01
   7.00000    0.1000E+01


LOAD FUNCTION NUMBER   =    9
NUMBER OF TIME POINTS  =    4

TIME VALUE      FUNCTION

   0.00000    0.0000E+00
   2.80000    0.0000E+00
   3.00000    0.1000E+01
   7.00000    0.1000E+01


LOAD FUNCTION NUMBER   =   10
NUMBER OF TIME POINTS  =    4

TIME VALUE      FUNCTION

   0.00000    0.0000E+00
   3.80000    0.0000E+00
   4.00000    0.1000E+01
   7.00000    0.1000E+01


LOAD FUNCTION NUMBER   =   11
NUMBER OF TIME POINTS  =    4

TIME VALUE      FUNCTION

   0.00000    0.0000E+00
   4.80000    0.0000E+00
   5.00000    0.1000E+01
   7.00000    0.1000E+01
```

```
     LOAD FUNCTION NUMBER   =   12
     NUMBER OF TIME POINTS  =    4

     TIME VALUE      FUNCTION

        0.00000    0.0000E+00
        5.80000    0.0000E+00
        6.00000    0.1000E+01
        7.00000    0.1000E+01


 NO. OF DISTRIBUTED LOAD CARDS     0
```

```
+-------------------------------------------------------------------------------------------------------------------------+
|                   PARATIEPLUS(TM)   NLS ENGINE RELEASE  2018.0    FULL VERSION  *Build date:Nov 13, 2017*               |
|                                                                                                                         |
|                                     NewProject.BaseDesignSection_28.A1M1R1_1183                                         |
|                                  Exe Time : 4 September 2018 18:01:31                                                   |
+-------------------------------------------------------------------------------------------------------------------------+
L O A D     B A L A N C E

STEP     1 TOTAL APPLIED LOAD IN DIR.  2  Y-DISPL.F       0.0000000
STEP     1 TOTAL APPLIED LOAD IN DIR.  4   X-ROT. F       0.0000000

STEP     2 TOTAL APPLIED LOAD IN DIR.  2  Y-DISPL.F       0.0000000
STEP     2 TOTAL APPLIED LOAD IN DIR.  4   X-ROT. F       0.0000000

STEP     3 TOTAL APPLIED LOAD IN DIR.  2  Y-DISPL.F       0.0000000
STEP     3 TOTAL APPLIED LOAD IN DIR.  4   X-ROT. F       0.0000000

STEP     4 TOTAL APPLIED LOAD IN DIR.  2  Y-DISPL.F       0.0000000
STEP     4 TOTAL APPLIED LOAD IN DIR.  4   X-ROT. F       0.0000000

STEP     5 TOTAL APPLIED LOAD IN DIR.  2  Y-DISPL.F       0.0000000
STEP     5 TOTAL APPLIED LOAD IN DIR.  4   X-ROT. F       0.0000000

STEP     6 TOTAL APPLIED LOAD IN DIR.  2  Y-DISPL.F       0.0000000
STEP     6 TOTAL APPLIED LOAD IN DIR.  4   X-ROT. F       0.0000000


                    LOAD INPUT SECTION COMPLETED
```

```
+-------------------------------------------------------------------------------------------------------------------------+
|                   PARATIEPLUS(TM)   NLS ENGINE RELEASE  2018.0    FULL VERSION  *Build date:Nov 13, 2017*              |
|                                                                                                                         |
|                                     NewProject.BaseDesignSection_28.A1M1R1_1183                                         |
|                                  Exe Time : 4 September 2018 18:01:31                                                   |
+-------------------------------------------------------------------------------------------------------------------------+


NO. OF LAYERS ..............................    3
NO. OF DATA PER LAYER.......................  100
```

```
+-------------------------------------------------------------------------------------------------------------------------+
|                   PARATIEPLUS(TM)   NLS ENGINE RELEASE  2018.0    FULL VERSION  *Build date:Nov 13, 2017*               |
|                                                                                                                         |
|                                     NewProject.BaseDesignSection_28.A1M1R1_1183                                         |
|                                  Exe Time : 4 September 2018 18:01:31                                                   |
+-------------------------------------------------------------------------------------------------------------------------+

LAYER DESCRIPTORS FOR STEP NO.    1


 NON ZERO LAYER DESCRIPTORS FOR LAYER NO.    1 FOR STEP NO.    1

ITEM NO.   1<NAME    >=  16.000     (BOTH WALLS)
ITEM NO.   2<NATURE  >=  1.0000     (BOTH WALLS)
ITEM NO.   3<LEVEL   >=  3.0000     (BOTH WALLS)
ITEM NO.   4<WALL    >=  1.0000     (BOTH WALLS)
ITEM NO.   5<GAMMAD  >=  19.000     (BOTH WALLS)
ITEM NO.   6<GAMMAB  >=  10.000     (BOTH WALLS)
ITEM NO.   7<GAMMAW  >=  10.000     (BOTH WALLS)
ITEM NO.   9<U-FRICT >=  38.000     (BOTH WALLS)
ITEM NO.  10<U-KA    >= 0.23800     WALL NO.        1
ITEM NO.  11<U-KP    >=  7.2320     WALL NO.        1
ITEM NO.  12<K0-NC   >= 0.50000     (BOTH WALLS)
ITEM NO.  13<NEXP    >= 0.50000     (BOTH WALLS)
ITEM NO.  14<OCR     >=  1.0000     (BOTH WALLS)
ITEM NO.  16<MODEL   >=  1.0000     (BOTH WALLS)
ITEM NO.  17<EVC     >=  15000.     (BOTH WALLS)
ITEM NO.  18<EUR     >=  45000.     (BOTH WALLS)
ITEM NO.  27<U-PERM  >= 0.10000E-03 (BOTH WALLS)
ITEM NO.  52<D-NATURE>=  1.0000     (BOTH WALLS)
ITEM NO.  53<D-LEVEL >=  0.0000     (BOTH WALLS)
ITEM NO.  59<D-FRICT >=  38.000     (BOTH WALLS)
ITEM NO.  60<D-KA    >= 0.23800     WALL NO.        1
ITEM NO.  61<D-KP    >=  7.2320     WALL NO.        1
ITEM NO.  77<D-PERM  >= 0.10000E-03 (BOTH WALLS)

 NON ZERO LAYER DESCRIPTORS FOR LAYER NO.    2 FOR STEP NO.    1

ITEM NO.   1<NAME    >=  17.000     (BOTH WALLS)
ITEM NO.   2<NATURE  >=  1.0000     (BOTH WALLS)
ITEM NO.   3<LEVEL   >=  0.0000     (BOTH WALLS)
ITEM NO.   4<WALL    >=  1.0000     (BOTH WALLS)
ITEM NO.   5<GAMMAD  >=  16.000     (BOTH WALLS)
ITEM NO.   6<GAMMAB  >=  6.0000     (BOTH WALLS)
ITEM NO.   7<GAMMAW  >=  10.000     (BOTH WALLS)
ITEM NO.   9<U-FRICT >=  30.000     (BOTH WALLS)
ITEM NO.  10<U-KA    >= 0.33300     WALL NO.        1
ITEM NO.  11<U-KP    >=  5.4250     WALL NO.        1
ITEM NO.  12<K0-NC   >= 0.50000     (BOTH WALLS)
ITEM NO.  13<NEXP    >= 0.50000     (BOTH WALLS)
ITEM NO.  14<OCR     >=  1.0000     (BOTH WALLS)
ITEM NO.  16<MODEL   >=  1.0000     (BOTH WALLS)
ITEM NO.  17<EVC     >=  30000.     (BOTH WALLS)
ITEM NO.  18<EUR     >=  48000.     (BOTH WALLS)
ITEM NO.  27<U-PERM  >= 0.10000E-04 (BOTH WALLS)
ITEM NO.  52<D-NATURE>=  1.0000     (BOTH WALLS)
ITEM NO.  53<D-LEVEL >=  0.0000     (BOTH WALLS)
ITEM NO.  59<D-FRICT >=  30.000     (BOTH WALLS)
ITEM NO.  60<D-KA    >= 0.33300     WALL NO.        1
ITEM NO.  61<D-KP    >=  4.2880     WALL NO.        1
ITEM NO.  77<D-PERM  >= 0.10000E-04 (BOTH WALLS)

 NON ZERO LAYER DESCRIPTORS FOR LAYER NO.    3 FOR STEP NO.    1

ITEM NO.   1<NAME    >=  18.000     (BOTH WALLS)
ITEM NO.   2<NATURE  >=  1.0000     (BOTH WALLS)
ITEM NO.   3<LEVEL   >= -5.0000     (BOTH WALLS)
ITEM NO.   4<WALL    >=  1.0000     (BOTH WALLS)
ITEM NO.   5<GAMMAD  >=  16.000     (BOTH WALLS)
ITEM NO.   6<GAMMAB  >=  6.0000     (BOTH WALLS)
ITEM NO.   7<GAMMAW  >=  10.000     (BOTH WALLS)
```

```
ITEM NO.   8<U-COHE  >=  1.0000     (BOTH WALLS)
ITEM NO.   9<U-FRICT >=  33.000     (BOTH WALLS)
ITEM NO.  10<U-KA    >= 0.29500     WALL NO.        1
ITEM NO.  11<U-KP    >=  6.7160     WALL NO.        1
ITEM NO.  12<K0-NC   >= 0.50000     (BOTH WALLS)
ITEM NO.  13<NEXP    >= 0.50000     (BOTH WALLS)
ITEM NO.  14<OCR     >=  1.0000     (BOTH WALLS)
ITEM NO.  16<MODEL   >=  1.0000     (BOTH WALLS)
ITEM NO.  17<EVC     >=  68000.     (BOTH WALLS)
ITEM NO.  18<EUR     >= 0.10880E+06 (BOTH WALLS)
ITEM NO.  27<U-PERM  >= 0.10000E-04 (BOTH WALLS)
ITEM NO.  52<D-NATURE>=  1.0000     (BOTH WALLS)
ITEM NO.  53<D-LEVEL >=  0.0000     (BOTH WALLS)
ITEM NO.  58<D-COHE  >=  1.0000     (BOTH WALLS)
ITEM NO.  59<D-FRICT >=  33.000     (BOTH WALLS)
ITEM NO.  60<D-KA    >= 0.29500     WALL NO.        1
ITEM NO.  61<D-KP    >=  5.1600     WALL NO.        1
ITEM NO.  77<D-PERM  >= 0.10000E-04 (BOTH WALLS)

LAYER DESCRIPTORS FOR STEP NO.    2


 NON ZERO LAYER DESCRIPTORS FOR LAYER NO.    1 FOR STEP NO.    2

ITEM NO.   1<NAME    >=  16.000     (BOTH WALLS)
ITEM NO.   2<NATURE  >=  1.0000     (BOTH WALLS)
ITEM NO.   3<LEVEL   >=  3.0000     (BOTH WALLS)
ITEM NO.   4<WALL    >=  1.0000     (BOTH WALLS)
ITEM NO.   5<GAMMAD  >=  19.000     (BOTH WALLS)
ITEM NO.   6<GAMMAB  >=  10.000     (BOTH WALLS)
ITEM NO.   7<GAMMAW  >=  10.000     (BOTH WALLS)
ITEM NO.   9<U-FRICT >=  38.000     (BOTH WALLS)
ITEM NO.  10<U-KA    >= 0.23800     WALL NO.        1
ITEM NO.  11<U-KP    >=  7.2320     WALL NO.        1
ITEM NO.  12<K0-NC   >= 0.50000     (BOTH WALLS)
ITEM NO.  13<NEXP    >= 0.50000     (BOTH WALLS)
ITEM NO.  14<OCR     >=  1.0000     (BOTH WALLS)
ITEM NO.  16<MODEL   >=  1.0000     (BOTH WALLS)
ITEM NO.  17<EVC     >=  15000.     (BOTH WALLS)
ITEM NO.  18<EUR     >=  45000.     (BOTH WALLS)
ITEM NO.  27<U-PERM  >= 0.10000E-03 (BOTH WALLS)
ITEM NO.  52<D-NATURE>=  1.0000     (BOTH WALLS)
ITEM NO.  53<D-LEVEL >=  0.0000     (BOTH WALLS)
ITEM NO.  59<D-FRICT >=  38.000     (BOTH WALLS)
ITEM NO.  60<D-KA    >= 0.23800     WALL NO.        1
ITEM NO.  61<D-KP    >=  7.2320     WALL NO.        1
ITEM NO.  77<D-PERM  >= 0.10000E-03 (BOTH WALLS)

 NON ZERO LAYER DESCRIPTORS FOR LAYER NO.    2 FOR STEP NO.    2

ITEM NO.   1<NAME    >=  17.000     (BOTH WALLS)
ITEM NO.   2<NATURE  >=  1.0000     (BOTH WALLS)
ITEM NO.   3<LEVEL   >=  0.0000     (BOTH WALLS)
ITEM NO.   4<WALL    >=  1.0000     (BOTH WALLS)
ITEM NO.   5<GAMMAD  >=  16.000     (BOTH WALLS)
ITEM NO.   6<GAMMAB  >=  6.0000     (BOTH WALLS)
ITEM NO.   7<GAMMAW  >=  10.000     (BOTH WALLS)
ITEM NO.   9<U-FRICT >=  30.000     (BOTH WALLS)
ITEM NO.  10<U-KA    >= 0.33300     WALL NO.        1
ITEM NO.  11<U-KP    >=  5.4250     WALL NO.        1
ITEM NO.  12<K0-NC   >= 0.50000     (BOTH WALLS)
ITEM NO.  13<NEXP    >= 0.50000     (BOTH WALLS)
ITEM NO.  14<OCR     >=  1.0000     (BOTH WALLS)
ITEM NO.  16<MODEL   >=  1.0000     (BOTH WALLS)
ITEM NO.  17<EVC     >=  30000.     (BOTH WALLS)
ITEM NO.  18<EUR     >=  48000.     (BOTH WALLS)
ITEM NO.  27<U-PERM  >= 0.10000E-04 (BOTH WALLS)
ITEM NO.  52<D-NATURE>=  1.0000     (BOTH WALLS)
ITEM NO.  53<D-LEVEL >=  0.0000     (BOTH WALLS)
ITEM NO.  59<D-FRICT >=  30.000     (BOTH WALLS)
ITEM NO.  60<D-KA    >= 0.33300     WALL NO.        1
ITEM NO.  61<D-KP    >=  4.2880     WALL NO.        1
ITEM NO.  77<D-PERM  >= 0.10000E-04 (BOTH WALLS)
```

```
 NON ZERO LAYER DESCRIPTORS FOR LAYER NO.    3 FOR STEP NO.    2

ITEM NO.   1<NAME    >=  18.000     (BOTH WALLS)
ITEM NO.   2<NATURE  >=  1.0000     (BOTH WALLS)
ITEM NO.   3<LEVEL   >= -5.0000     (BOTH WALLS)
ITEM NO.   4<WALL    >=  1.0000     (BOTH WALLS)
ITEM NO.   5<GAMMAD  >=  16.000     (BOTH WALLS)
ITEM NO.   6<GAMMAB  >=  6.0000     (BOTH WALLS)
ITEM NO.   7<GAMMAW  >=  10.000     (BOTH WALLS)
ITEM NO.   8<U-COHE  >=  1.0000     (BOTH WALLS)
ITEM NO.   9<U-FRICT >=  33.000     (BOTH WALLS)
ITEM NO.  10<U-KA    >= 0.29500     WALL NO.        1
ITEM NO.  11<U-KP    >=  6.7160     WALL NO.        1
ITEM NO.  12<K0-NC   >= 0.50000     (BOTH WALLS)
ITEM NO.  13<NEXP    >= 0.50000     (BOTH WALLS)
ITEM NO.  14<OCR     >=  1.0000     (BOTH WALLS)
ITEM NO.  16<MODEL   >=  1.0000     (BOTH WALLS)
ITEM NO.  17<EVC     >=  68000.     (BOTH WALLS)
ITEM NO.  18<EUR     >= 0.10880E+06 (BOTH WALLS)
ITEM NO.  27<U-PERM  >= 0.10000E-04 (BOTH WALLS)
ITEM NO.  52<D-NATURE>=  1.0000     (BOTH WALLS)
ITEM NO.  53<D-LEVEL >=  0.0000     (BOTH WALLS)
ITEM NO.  58<D-COHE  >=  1.0000     (BOTH WALLS)
ITEM NO.  59<D-FRICT >=  33.000     (BOTH WALLS)
ITEM NO.  60<D-KA    >= 0.29500     WALL NO.        1
ITEM NO.  61<D-KP    >=  5.1600     WALL NO.        1
ITEM NO.  77<D-PERM  >= 0.10000E-04 (BOTH WALLS)

LAYER DESCRIPTORS FOR STEP NO.    3


 NON ZERO LAYER DESCRIPTORS FOR LAYER NO.    1 FOR STEP NO.    3

ITEM NO.   1<NAME    >=  16.000     (BOTH WALLS)
ITEM NO.   2<NATURE  >=  1.0000     (BOTH WALLS)
ITEM NO.   3<LEVEL   >=  3.0000     (BOTH WALLS)
ITEM NO.   4<WALL    >=  1.0000     (BOTH WALLS)
ITEM NO.   5<GAMMAD  >=  19.000     (BOTH WALLS)
ITEM NO.   6<GAMMAB  >=  10.000     (BOTH WALLS)
ITEM NO.   7<GAMMAW  >=  10.000     (BOTH WALLS)
ITEM NO.   9<U-FRICT >=  38.000     (BOTH WALLS)
ITEM NO.  10<U-KA    >= 0.23800     WALL NO.        1
ITEM NO.  11<U-KP    >=  7.2320     WALL NO.        1
ITEM NO.  12<K0-NC   >= 0.50000     (BOTH WALLS)
ITEM NO.  13<NEXP    >= 0.50000     (BOTH WALLS)
ITEM NO.  14<OCR     >=  1.0000     (BOTH WALLS)
ITEM NO.  16<MODEL   >=  1.0000     (BOTH WALLS)
ITEM NO.  17<EVC     >=  15000.     (BOTH WALLS)
ITEM NO.  18<EUR     >=  45000.     (BOTH WALLS)
ITEM NO.  27<U-PERM  >= 0.10000E-03 (BOTH WALLS)
ITEM NO.  52<D-NATURE>=  1.0000     (BOTH WALLS)
ITEM NO.  53<D-LEVEL >=  0.0000     (BOTH WALLS)
ITEM NO.  59<D-FRICT >=  38.000     (BOTH WALLS)
ITEM NO.  60<D-KA    >= 0.23800     WALL NO.        1
ITEM NO.  61<D-KP    >=  7.2320     WALL NO.        1
ITEM NO.  77<D-PERM  >= 0.10000E-03 (BOTH WALLS)

 NON ZERO LAYER DESCRIPTORS FOR LAYER NO.    2 FOR STEP NO.    3

ITEM NO.   1<NAME    >=  17.000     (BOTH WALLS)
ITEM NO.   2<NATURE  >=  1.0000     (BOTH WALLS)
ITEM NO.   3<LEVEL   >=  0.0000     (BOTH WALLS)
ITEM NO.   4<WALL    >=  1.0000     (BOTH WALLS)
ITEM NO.   5<GAMMAD  >=  16.000     (BOTH WALLS)
ITEM NO.   6<GAMMAB  >=  6.0000     (BOTH WALLS)
ITEM NO.   7<GAMMAW  >=  10.000     (BOTH WALLS)
ITEM NO.   9<U-FRICT >=  30.000     (BOTH WALLS)
ITEM NO.  10<U-KA    >= 0.33300     WALL NO.        1
ITEM NO.  11<U-KP    >=  5.4250     WALL NO.        1
ITEM NO.  12<K0-NC   >= 0.50000     (BOTH WALLS)
ITEM NO.  13<NEXP    >= 0.50000     (BOTH WALLS)
ITEM NO.  14<OCR     >=  1.0000     (BOTH WALLS)
ITEM NO.  16<MODEL   >=  1.0000     (BOTH WALLS)
ITEM NO.  17<EVC     >=  30000.     (BOTH WALLS)
```

```
ITEM NO.  18<EUR     >=  48000.     (BOTH WALLS)
ITEM NO.  27<U-PERM  >= 0.10000E-04 (BOTH WALLS)
ITEM NO.  52<D-NATURE>=  1.0000     (BOTH WALLS)
ITEM NO.  53<D-LEVEL >=  0.0000     (BOTH WALLS)
ITEM NO.  59<D-FRICT >=  30.000     (BOTH WALLS)
ITEM NO.  60<D-KA    >= 0.33300     WALL NO.        1
ITEM NO.  61<D-KP    >=  4.2880     WALL NO.        1
ITEM NO.  77<D-PERM  >= 0.10000E-04 (BOTH WALLS)

 NON ZERO LAYER DESCRIPTORS FOR LAYER NO.    3 FOR STEP NO.    3

ITEM NO.   1<NAME    >=  18.000     (BOTH WALLS)
ITEM NO.   2<NATURE  >=  1.0000     (BOTH WALLS)
ITEM NO.   3<LEVEL   >= -5.0000     (BOTH WALLS)
ITEM NO.   4<WALL    >=  1.0000     (BOTH WALLS)
ITEM NO.   5<GAMMAD  >=  16.000     (BOTH WALLS)
ITEM NO.   6<GAMMAB  >=  6.0000     (BOTH WALLS)
ITEM NO.   7<GAMMAW  >=  10.000     (BOTH WALLS)
ITEM NO.   8<U-COHE  >=  1.0000     (BOTH WALLS)
ITEM NO.   9<U-FRICT >=  33.000     (BOTH WALLS)
ITEM NO.  10<U-KA    >= 0.29500     WALL NO.        1
ITEM NO.  11<U-KP    >=  6.7160     WALL NO.        1
ITEM NO.  12<K0-NC   >= 0.50000     (BOTH WALLS)
ITEM NO.  13<NEXP    >= 0.50000     (BOTH WALLS)
ITEM NO.  14<OCR     >=  1.0000     (BOTH WALLS)
ITEM NO.  16<MODEL   >=  1.0000     (BOTH WALLS)
ITEM NO.  17<EVC     >=  68000.     (BOTH WALLS)
ITEM NO.  18<EUR     >= 0.10880E+06 (BOTH WALLS)
ITEM NO.  27<U-PERM  >= 0.10000E-04 (BOTH WALLS)
ITEM NO.  52<D-NATURE>=  1.0000     (BOTH WALLS)
ITEM NO.  53<D-LEVEL >=  0.0000     (BOTH WALLS)
ITEM NO.  58<D-COHE  >=  1.0000     (BOTH WALLS)
ITEM NO.  59<D-FRICT >=  33.000     (BOTH WALLS)
ITEM NO.  60<D-KA    >= 0.29500     WALL NO.        1
ITEM NO.  61<D-KP    >=  5.1600     WALL NO.        1
ITEM NO.  77<D-PERM  >= 0.10000E-04 (BOTH WALLS)

LAYER DESCRIPTORS FOR STEP NO.    4


 NON ZERO LAYER DESCRIPTORS FOR LAYER NO.    1 FOR STEP NO.    4

ITEM NO.   1<NAME    >=  16.000     (BOTH WALLS)
ITEM NO.   2<NATURE  >=  1.0000     (BOTH WALLS)
ITEM NO.   3<LEVEL   >=  3.0000     (BOTH WALLS)
ITEM NO.   4<WALL    >=  1.0000     (BOTH WALLS)
ITEM NO.   5<GAMMAD  >=  19.000     (BOTH WALLS)
ITEM NO.   6<GAMMAB  >=  10.000     (BOTH WALLS)
ITEM NO.   7<GAMMAW  >=  10.000     (BOTH WALLS)
ITEM NO.   9<U-FRICT >=  38.000     (BOTH WALLS)
ITEM NO.  10<U-KA    >= 0.23800     WALL NO.        1
ITEM NO.  11<U-KP    >=  7.2320     WALL NO.        1
ITEM NO.  12<K0-NC   >= 0.50000     (BOTH WALLS)
ITEM NO.  13<NEXP    >= 0.50000     (BOTH WALLS)
ITEM NO.  14<OCR     >=  1.0000     (BOTH WALLS)
ITEM NO.  16<MODEL   >=  1.0000     (BOTH WALLS)
ITEM NO.  17<EVC     >=  15000.     (BOTH WALLS)
ITEM NO.  18<EUR     >=  45000.     (BOTH WALLS)
ITEM NO.  27<U-PERM  >= 0.10000E-03 (BOTH WALLS)
ITEM NO.  52<D-NATURE>=  1.0000     (BOTH WALLS)
ITEM NO.  53<D-LEVEL >=  0.0000     (BOTH WALLS)
ITEM NO.  59<D-FRICT >=  38.000     (BOTH WALLS)
ITEM NO.  60<D-KA    >= 0.23800     WALL NO.        1
ITEM NO.  61<D-KP    >=  7.2320     WALL NO.        1
ITEM NO.  77<D-PERM  >= 0.10000E-03 (BOTH WALLS)

 NON ZERO LAYER DESCRIPTORS FOR LAYER NO.    2 FOR STEP NO.    4

ITEM NO.   1<NAME    >=  17.000     (BOTH WALLS)
ITEM NO.   2<NATURE  >=  1.0000     (BOTH WALLS)
ITEM NO.   3<LEVEL   >=  0.0000     (BOTH WALLS)
ITEM NO.   4<WALL    >=  1.0000     (BOTH WALLS)
ITEM NO.   5<GAMMAD  >=  16.000     (BOTH WALLS)
ITEM NO.   6<GAMMAB  >=  6.0000     (BOTH WALLS)
```

```
ITEM NO.   7<GAMMAW  >=  10.000     (BOTH WALLS)
ITEM NO.   9<U-FRICT >=  30.000     (BOTH WALLS)
ITEM NO.  10<U-KA    >= 0.33300     WALL NO.        1
ITEM NO.  11<U-KP    >=  5.4250     WALL NO.        1
ITEM NO.  12<K0-NC   >= 0.50000     (BOTH WALLS)
ITEM NO.  13<NEXP    >= 0.50000     (BOTH WALLS)
ITEM NO.  14<OCR     >=  1.0000     (BOTH WALLS)
ITEM NO.  16<MODEL   >=  1.0000     (BOTH WALLS)
ITEM NO.  17<EVC     >=  30000.     (BOTH WALLS)
ITEM NO.  18<EUR     >=  48000.     (BOTH WALLS)
ITEM NO.  27<U-PERM  >= 0.10000E-04 (BOTH WALLS)
ITEM NO.  52<D-NATURE>=  1.0000     (BOTH WALLS)
ITEM NO.  53<D-LEVEL >=  0.0000     (BOTH WALLS)
ITEM NO.  59<D-FRICT >=  30.000     (BOTH WALLS)
ITEM NO.  60<D-KA    >= 0.33300     WALL NO.        1
ITEM NO.  61<D-KP    >=  4.2880     WALL NO.        1
ITEM NO.  77<D-PERM  >= 0.10000E-04 (BOTH WALLS)

 NON ZERO LAYER DESCRIPTORS FOR LAYER NO.    3 FOR STEP NO.    4

ITEM NO.   1<NAME    >=  18.000     (BOTH WALLS)
ITEM NO.   2<NATURE  >=  1.0000     (BOTH WALLS)
ITEM NO.   3<LEVEL   >= -5.0000     (BOTH WALLS)
ITEM NO.   4<WALL    >=  1.0000     (BOTH WALLS)
ITEM NO.   5<GAMMAD  >=  16.000     (BOTH WALLS)
ITEM NO.   6<GAMMAB  >=  6.0000     (BOTH WALLS)
ITEM NO.   7<GAMMAW  >=  10.000     (BOTH WALLS)
ITEM NO.   8<U-COHE  >=  1.0000     (BOTH WALLS)
ITEM NO.   9<U-FRICT >=  33.000     (BOTH WALLS)
ITEM NO.  10<U-KA    >= 0.29500     WALL NO.        1
ITEM NO.  11<U-KP    >=  6.7160     WALL NO.        1
ITEM NO.  12<K0-NC   >= 0.50000     (BOTH WALLS)
ITEM NO.  13<NEXP    >= 0.50000     (BOTH WALLS)
ITEM NO.  14<OCR     >=  1.0000     (BOTH WALLS)
ITEM NO.  16<MODEL   >=  1.0000     (BOTH WALLS)
ITEM NO.  17<EVC     >=  68000.     (BOTH WALLS)
ITEM NO.  18<EUR     >= 0.10880E+06 (BOTH WALLS)
ITEM NO.  27<U-PERM  >= 0.10000E-04 (BOTH WALLS)
ITEM NO.  52<D-NATURE>=  1.0000     (BOTH WALLS)
ITEM NO.  53<D-LEVEL >=  0.0000     (BOTH WALLS)
ITEM NO.  58<D-COHE  >=  1.0000     (BOTH WALLS)
ITEM NO.  59<D-FRICT >=  33.000     (BOTH WALLS)
ITEM NO.  60<D-KA    >= 0.29500     WALL NO.        1
ITEM NO.  61<D-KP    >=  5.1600     WALL NO.        1
ITEM NO.  77<D-PERM  >= 0.10000E-04 (BOTH WALLS)

LAYER DESCRIPTORS FOR STEP NO.    5

 NON ZERO LAYER DESCRIPTORS FOR LAYER NO.    1 FOR STEP NO.    5

ITEM NO.   1<NAME    >=  16.000     (BOTH WALLS)
ITEM NO.   2<NATURE  >=  1.0000     (BOTH WALLS)
ITEM NO.   3<LEVEL   >=  3.0000     (BOTH WALLS)
ITEM NO.   4<WALL    >=  1.0000     (BOTH WALLS)
ITEM NO.   5<GAMMAD  >=  19.000     (BOTH WALLS)
ITEM NO.   6<GAMMAB  >=  10.000     (BOTH WALLS)
ITEM NO.   7<GAMMAW  >=  10.000     (BOTH WALLS)
ITEM NO.   9<U-FRICT >=  38.000     (BOTH WALLS)
ITEM NO.  10<U-KA    >= 0.23800     WALL NO.        1
ITEM NO.  11<U-KP    >=  7.2320     WALL NO.        1
ITEM NO.  12<K0-NC   >= 0.50000     (BOTH WALLS)
ITEM NO.  13<NEXP    >= 0.50000     (BOTH WALLS)
ITEM NO.  14<OCR     >=  1.0000     (BOTH WALLS)
ITEM NO.  16<MODEL   >=  1.0000     (BOTH WALLS)
ITEM NO.  17<EVC     >=  15000.     (BOTH WALLS)
ITEM NO.  18<EUR     >=  45000.     (BOTH WALLS)
ITEM NO.  27<U-PERM  >= 0.10000E-03 (BOTH WALLS)
ITEM NO.  52<D-NATURE>=  1.0000     (BOTH WALLS)
ITEM NO.  53<D-LEVEL >=  0.0000     (BOTH WALLS)
ITEM NO.  59<D-FRICT >=  38.000     (BOTH WALLS)
ITEM NO.  60<D-KA    >= 0.23800     WALL NO.        1
ITEM NO.  61<D-KP    >=  7.2320     WALL NO.        1
ITEM NO.  77<D-PERM  >= 0.10000E-03 (BOTH WALLS)
```

NON ZERO LAYER DESCRIPTORS FOR LAYER NO. 2 FOR STEP NO. 5

```
ITEM NO.   1<NAME    >=  17.000     (BOTH WALLS)
ITEM NO.   2<NATURE  >=  1.0000     (BOTH WALLS)
ITEM NO.   3<LEVEL   >=  0.0000     (BOTH WALLS)
ITEM NO.   4<WALL    >=  1.0000     (BOTH WALLS)
ITEM NO.   5<GAMMAD  >=  16.000     (BOTH WALLS)
ITEM NO.   6<GAMMAB  >=  6.0000     (BOTH WALLS)
ITEM NO.   7<GAMMAW  >=  10.000     (BOTH WALLS)
ITEM NO.   9<U-FRICT >=  30.000     (BOTH WALLS)
ITEM NO.  10<U-KA    >= 0.33300     WALL NO.        1
ITEM NO.  11<U-KP    >=  5.4250     WALL NO.        1
ITEM NO.  12<K0-NC   >= 0.50000     (BOTH WALLS)
ITEM NO.  13<NEXP    >= 0.50000     (BOTH WALLS)
ITEM NO.  14<OCR     >=  1.0000     (BOTH WALLS)
ITEM NO.  16<MODEL   >=  1.0000     (BOTH WALLS)
ITEM NO.  17<EVC     >=  30000.     (BOTH WALLS)
ITEM NO.  18<EUR     >=  48000.     (BOTH WALLS)
ITEM NO.  27<U-PERM  >= 0.10000E-04 (BOTH WALLS)
ITEM NO.  52<D-NATURE>=  1.0000     (BOTH WALLS)
ITEM NO.  53<D-LEVEL >=  0.0000     (BOTH WALLS)
ITEM NO.  59<D-FRICT >=  30.000     (BOTH WALLS)
ITEM NO.  60<D-KA    >= 0.33300     WALL NO.        1
ITEM NO.  61<D-KP    >=  4.2880     WALL NO.        1
ITEM NO.  77<D-PERM  >= 0.10000E-04 (BOTH WALLS)
```

NON ZERO LAYER DESCRIPTORS FOR LAYER NO. 3 FOR STEP NO. 5

```
ITEM NO.   1<NAME    >=  18.000     (BOTH WALLS)
ITEM NO.   2<NATURE  >=  1.0000     (BOTH WALLS)
ITEM NO.   3<LEVEL   >= -5.0000     (BOTH WALLS)
ITEM NO.   4<WALL    >=  1.0000     (BOTH WALLS)
ITEM NO.   5<GAMMAD  >=  16.000     (BOTH WALLS)
ITEM NO.   6<GAMMAB  >=  6.0000     (BOTH WALLS)
ITEM NO.   7<GAMMAW  >=  10.000     (BOTH WALLS)
ITEM NO.   8<U-COHE  >=  1.0000     (BOTH WALLS)
ITEM NO.   9<U-FRICT >=  33.000     (BOTH WALLS)
ITEM NO.  10<U-KA    >= 0.29500     WALL NO.        1
ITEM NO.  11<U-KP    >=  6.7160     WALL NO.        1
ITEM NO.  12<K0-NC   >= 0.50000     (BOTH WALLS)
ITEM NO.  13<NEXP    >= 0.50000     (BOTH WALLS)
ITEM NO.  14<OCR     >=  1.0000     (BOTH WALLS)
ITEM NO.  16<MODEL   >=  1.0000     (BOTH WALLS)
ITEM NO.  17<EVC     >=  68000.     (BOTH WALLS)
ITEM NO.  18<EUR     >= 0.10880E+06 (BOTH WALLS)
ITEM NO.  27<U-PERM  >= 0.10000E-04 (BOTH WALLS)
ITEM NO.  52<D-NATURE>=  1.0000     (BOTH WALLS)
ITEM NO.  53<D-LEVEL >=  0.0000     (BOTH WALLS)
ITEM NO.  58<D-COHE  >=  1.0000     (BOTH WALLS)
ITEM NO.  59<D-FRICT >=  33.000     (BOTH WALLS)
ITEM NO.  60<D-KA    >= 0.29500     WALL NO.        1
ITEM NO.  61<D-KP    >=  5.1600     WALL NO.        1
ITEM NO.  77<D-PERM  >= 0.10000E-04 (BOTH WALLS)
```

LAYER DESCRIPTORS FOR STEP NO. 6

NON ZERO LAYER DESCRIPTORS FOR LAYER NO. 1 FOR STEP NO. 6

```
ITEM NO.   1<NAME    >=  16.000     (BOTH WALLS)
ITEM NO.   2<NATURE  >=  1.0000     (BOTH WALLS)
ITEM NO.   3<LEVEL   >=  3.0000     (BOTH WALLS)
ITEM NO.   4<WALL    >=  1.0000     (BOTH WALLS)
ITEM NO.   5<GAMMAD  >=  19.000     (BOTH WALLS)
ITEM NO.   6<GAMMAB  >=  10.000     (BOTH WALLS)
ITEM NO.   7<GAMMAW  >=  10.000     (BOTH WALLS)
ITEM NO.   9<U-FRICT >=  38.000     (BOTH WALLS)
ITEM NO.  10<U-KA    >= 0.23800     WALL NO.        1
ITEM NO.  11<U-KP    >=  7.2320     WALL NO.        1
ITEM NO.  12<K0-NC   >= 0.50000     (BOTH WALLS)
ITEM NO.  13<NEXP    >= 0.50000     (BOTH WALLS)
ITEM NO.  14<OCR     >=  1.0000     (BOTH WALLS)
ITEM NO.  16<MODEL   >=  1.0000     (BOTH WALLS)
```

```
ITEM NO.  17<EVC     >=  15000.     (BOTH WALLS)
ITEM NO.  18<EUR     >=  45000.     (BOTH WALLS)
ITEM NO.  27<U-PERM  >= 0.10000E-03 (BOTH WALLS)
ITEM NO.  52<D-NATURE>=  1.0000     (BOTH WALLS)
ITEM NO.  53<D-LEVEL >=  0.0000     (BOTH WALLS)
ITEM NO.  59<D-FRICT >=  38.000     (BOTH WALLS)
ITEM NO.  60<D-KA    >= 0.23800     WALL NO.        1
ITEM NO.  61<D-KP    >=  7.2320     WALL NO.        1
ITEM NO.  77<D-PERM  >= 0.10000E-03 (BOTH WALLS)

 NON ZERO LAYER DESCRIPTORS FOR LAYER NO.    2 FOR STEP NO.    6

ITEM NO.   1<NAME    >=  17.000     (BOTH WALLS)
ITEM NO.   2<NATURE  >=  1.0000     (BOTH WALLS)
ITEM NO.   3<LEVEL   >=  0.0000     (BOTH WALLS)
ITEM NO.   4<WALL    >=  1.0000     (BOTH WALLS)
ITEM NO.   5<GAMMAD  >=  16.000     (BOTH WALLS)
ITEM NO.   6<GAMMAB  >=  6.0000     (BOTH WALLS)
ITEM NO.   7<GAMMAW  >=  10.000     (BOTH WALLS)
ITEM NO.   9<U-FRICT >=  30.000     (BOTH WALLS)
ITEM NO.  10<U-KA    >= 0.33300     WALL NO.        1
ITEM NO.  11<U-KP    >=  5.4250     WALL NO.        1
ITEM NO.  12<K0-NC   >= 0.50000     (BOTH WALLS)
ITEM NO.  13<NEXP    >= 0.50000     (BOTH WALLS)
ITEM NO.  14<OCR     >=  1.0000     (BOTH WALLS)
ITEM NO.  16<MODEL   >=  1.0000     (BOTH WALLS)
ITEM NO.  17<EVC     >=  30000.     (BOTH WALLS)
ITEM NO.  18<EUR     >=  48000.     (BOTH WALLS)
ITEM NO.  27<U-PERM  >= 0.10000E-04 (BOTH WALLS)
ITEM NO.  52<D-NATURE>=  1.0000     (BOTH WALLS)
ITEM NO.  53<D-LEVEL >=  0.0000     (BOTH WALLS)
ITEM NO.  59<D-FRICT >=  30.000     (BOTH WALLS)
ITEM NO.  60<D-KA    >= 0.33300     WALL NO.        1
ITEM NO.  61<D-KP    >=  4.2880     WALL NO.        1
ITEM NO.  77<D-PERM  >= 0.10000E-04 (BOTH WALLS)

 NON ZERO LAYER DESCRIPTORS FOR LAYER NO.    3 FOR STEP NO.    6

ITEM NO.   1<NAME    >=  18.000     (BOTH WALLS)
ITEM NO.   2<NATURE  >=  1.0000     (BOTH WALLS)
ITEM NO.   3<LEVEL   >= -5.0000     (BOTH WALLS)
ITEM NO.   4<WALL    >=  1.0000     (BOTH WALLS)
ITEM NO.   5<GAMMAD  >=  16.000     (BOTH WALLS)
ITEM NO.   6<GAMMAB  >=  6.0000     (BOTH WALLS)
ITEM NO.   7<GAMMAW  >=  10.000     (BOTH WALLS)
ITEM NO.   8<U-COHE  >=  1.0000     (BOTH WALLS)
ITEM NO.   9<U-FRICT >=  33.000     (BOTH WALLS)
ITEM NO.  10<U-KA    >= 0.29500     WALL NO.        1
ITEM NO.  11<U-KP    >=  6.7160     WALL NO.        1
ITEM NO.  12<K0-NC   >= 0.50000     (BOTH WALLS)
ITEM NO.  13<NEXP    >= 0.50000     (BOTH WALLS)
ITEM NO.  14<OCR     >=  1.0000     (BOTH WALLS)
ITEM NO.  16<MODEL   >=  1.0000     (BOTH WALLS)
ITEM NO.  17<EVC     >=  68000.     (BOTH WALLS)
ITEM NO.  18<EUR     >= 0.10880E+06 (BOTH WALLS)
ITEM NO.  27<U-PERM  >= 0.10000E-04 (BOTH WALLS)
ITEM NO.  52<D-NATURE>=  1.0000     (BOTH WALLS)
ITEM NO.  53<D-LEVEL >=  0.0000     (BOTH WALLS)
ITEM NO.  58<D-COHE  >=  1.0000     (BOTH WALLS)
ITEM NO.  59<D-FRICT >=  33.000     (BOTH WALLS)
ITEM NO.  60<D-KA    >= 0.29500     WALL NO.        1
ITEM NO.  61<D-KP    >=  5.1600     WALL NO.        1
ITEM NO.  77<D-PERM  >= 0.10000E-04 (BOTH WALLS)


DEFAULT WATER UNIT WEIGHT =  10.000
AVERAGED ON    18 VALUES
```

```
+-----------------------------------------------------------------------------------------------------------------------+
|                   PARATIEPLUS(TM)   NLS ENGINE RELEASE  2018.0    FULL VERSION  *Build date:Nov 13, 2017*              |
|                                                                                                                       |
|                                      NewProject.BaseDesignSection_28.A1M1R1_1183                                      |
|                                  Exe Time : 4 September 2018 18:01:31                                                 |
+-----------------------------------------------------------------------------------------------------------------------+

PHASE DESCRIPTORS


STEP  NO.     1
                                        LEFT WALL    RIGHT WALL
Y                                        0.000       -0.9990E+30
Z-PC                                     0.000         0.000
Z-EXCAVATION                             0.000         0.000
Z-WATER_TABLE                           -18.00       -0.9990E+30
Q_AT_THE_FREE_FIELD_LEVEL                0.000         0.000
ZQ                                       0.000         0.000
DZW_OF_THE_WATER_TABLE                   0.000         0.000
QS_ON_THE_EXCAVATION_SIDE                0.000         0.000
ZQS                                    -0.9990E+30   -0.9990E+30
ZCUT                                     0.000         0.000
BALANCE LEVEL FOR PORE PRESSURES        -7.500        -7.500
WATER_BEHAVIOUR_FLAG (LINING OPT)        0.000         0.000
PORE_UPDATE_FLAG                         0.000         0.000
PORE_TAB. _FLAG (gt.0= use tabs)         0.000         0.000
lateral thrusts reduction elevatio       0.000         0.000
Downhill reduction factor for effe       0.000         0.000
Downhill reduction factor for pore       0.000         0.000
Uphill reduction factor for effect       0.000         0.000
Uphill reduction factor for pore p       0.000         0.000
SEISMIC HORIZONTAL ACCEL. Kh [g]         0.000         0.000
UPHILL VERTICAL ACCEL.  Kv_uh [g]        0.000         0.000
DOWNHILL VERTICAL ACCEL.Kv_dh [g]        0.000         0.000
UPHILL BETA ANGLE (SLOPE) [deg]          0.000         0.000
UPHILL DELTA/PHI RATIO                   0.000         0.000
DOWNHILL BETA ANGLE (SLOPE) [deg]        0.000         0.000
DOWNHILL DELTA/PHI RATIO                 0.000         0.000
DYN.WATER BEHAVIOUR                      0.000         0.000
Excess pore pressure RATIO Ru            0.000         0.000
SEISMIC PRESSURE LOWER VALUE             0.000         0.000
SEISMIC PRESSURE UPPER VALUE             0.000         0.000
SEISMIC PRESSURE LOWER LEVEL             0.000         0.000
SEISMIC PRESSURE UPPER LEVEL             0.000         0.000

=========================================================================================================end of step    1


STEP  NO.     2
                                        LEFT WALL    RIGHT WALL
Y                                        0.000       -0.9990E+30
Z-PC                                     0.000         0.000
Z-EXCAVATION                            -1.000         0.000
Z-WATER_TABLE                           -18.00       -0.9990E+30
Q_AT_THE_FREE_FIELD_LEVEL                0.000         0.000
ZQ                                       0.000         0.000
DZW_OF_THE_WATER_TABLE                   0.000         0.000
QS_ON_THE_EXCAVATION_SIDE                0.000         0.000
ZQS                                    -0.9990E+30   -0.9990E+30
ZCUT                                     0.000         0.000
BALANCE LEVEL FOR PORE PRESSURES        -7.500        -7.500
WATER_BEHAVIOUR_FLAG (LINING OPT)        0.000         0.000
PORE_UPDATE_FLAG                         0.000         0.000
PORE_TAB. _FLAG (gt.0= use tabs)         0.000         0.000
lateral thrusts reduction elevatio       0.000         0.000
Downhill reduction factor for effe       0.000         0.000
Downhill reduction factor for pore       0.000         0.000
Uphill reduction factor for effect       0.000         0.000
Uphill reduction factor for pore p       0.000         0.000
SEISMIC HORIZONTAL ACCEL. Kh [g]         0.000         0.000
UPHILL VERTICAL ACCEL.  Kv_uh [g]        0.000         0.000
```

DOWNHILL VERTICAL ACCEL.Kv_dh [g]	0.000	0.000
UPHILL BETA ANGLE (SLOPE) [deg]	0.000	0.000
UPHILL DELTA/PHI RATIO	0.000	0.000
DOWNHILL BETA ANGLE (SLOPE) [deg]	0.000	0.000
DOWNHILL DELTA/PHI RATIO	0.000	0.000
DYN.WATER BEHAVIOUR	0.000	0.000
Excess pore pressure RATIO Ru	0.000	0.000
SEISMIC PRESSURE LOWER VALUE	0.000	0.000
SEISMIC PRESSURE UPPER VALUE	0.000	0.000
SEISMIC PRESSURE LOWER LEVEL	0.000	0.000
SEISMIC PRESSURE UPPER LEVEL	0.000	0.000

==========end of step 2

STEP NO. 3

	LEFT WALL	RIGHT WALL
Y	0.000	-0.9990E+30
Z-PC	0.000	0.000
Z-EXCAVATION	-1.000	0.000
Z-WATER_TABLE	-18.00	-0.9990E+30
Q_AT_THE_FREE_FIELD_LEVEL	0.000	0.000
ZQ	0.000	0.000
DZW_OF_THE_WATER_TABLE	0.000	0.000
QS_ON_THE_EXCAVATION_SIDE	0.000	0.000
ZQS	-0.9990E+30	-0.9990E+30
ZCUT	0.000	0.000
BALANCE LEVEL FOR PORE PRESSURES	-7.500	-7.500
WATER_BEHAVIOUR_FLAG (LINING OPT)	0.000	0.000
PORE_UPDATE_FLAG	0.000	0.000
PORE_TAB. _FLAG (gt.0= use tabs)	0.000	0.000
lateral thrusts reduction elevatio	0.000	0.000
Downhill reduction factor for effe	0.000	0.000
Downhill reduction factor for pore	0.000	0.000
Uphill reduction factor for effect	0.000	0.000
Uphill reduction factor for pore p	0.000	0.000
SEISMIC HORIZONTAL ACCEL. Kh [g]	0.000	0.000
UPHILL VERTICAL ACCEL. Kv_uh [g]	0.000	0.000
DOWNHILL VERTICAL ACCEL.Kv_dh [g]	0.000	0.000
UPHILL BETA ANGLE (SLOPE) [deg]	0.000	0.000
UPHILL DELTA/PHI RATIO	0.000	0.000
DOWNHILL BETA ANGLE (SLOPE) [deg]	0.000	0.000
DOWNHILL DELTA/PHI RATIO	0.000	0.000
DYN.WATER BEHAVIOUR	0.000	0.000
Excess pore pressure RATIO Ru	0.000	0.000
SEISMIC PRESSURE LOWER VALUE	0.000	0.000
SEISMIC PRESSURE UPPER VALUE	0.000	0.000
SEISMIC PRESSURE LOWER LEVEL	0.000	0.000
SEISMIC PRESSURE UPPER LEVEL	0.000	0.000

==========end of step 3

STEP NO. 4

	LEFT WALL	RIGHT WALL
Y	0.000	-0.9990E+30
Z-PC	0.000	0.000
Z-EXCAVATION	-4.600	0.000
Z-WATER_TABLE	-18.00	-0.9990E+30
Q_AT_THE_FREE_FIELD_LEVEL	0.000	0.000
ZQ	0.000	0.000
DZW_OF_THE_WATER_TABLE	0.000	0.000
QS_ON_THE_EXCAVATION_SIDE	0.000	0.000
ZQS	-0.9990E+30	-0.9990E+30
ZCUT	0.000	0.000
BALANCE LEVEL FOR PORE PRESSURES	-7.500	-7.500
WATER_BEHAVIOUR_FLAG (LINING OPT)	0.000	0.000
PORE_UPDATE_FLAG	0.000	0.000
PORE_TAB. _FLAG (gt.0= use tabs)	0.000	0.000
lateral thrusts reduction elevatio	0.000	0.000
Downhill reduction factor for effe	0.000	0.000
Downhill reduction factor for pore	0.000	0.000
Uphill reduction factor for effect	0.000	0.000
Uphill reduction factor for pore p	0.000	0.000

SEISMIC HORIZONTAL ACCEL. Kh [g]	0.000	0.000
UPHILL VERTICAL ACCEL. Kv_uh [g]	0.000	0.000
DOWNHILL VERTICAL ACCEL.Kv_dh [g]	0.000	0.000
UPHILL BETA ANGLE (SLOPE) [deg]	0.000	0.000
UPHILL DELTA/PHI RATIO	0.000	0.000
DOWNHILL BETA ANGLE (SLOPE) [deg]	0.000	0.000
DOWNHILL DELTA/PHI RATIO	0.000	0.000
DYN.WATER BEHAVIOUR	0.000	0.000
Excess pore pressure RATIO Ru	0.000	0.000
SEISMIC PRESSURE LOWER VALUE	0.000	0.000
SEISMIC PRESSURE UPPER VALUE	0.000	0.000
SEISMIC PRESSURE LOWER LEVEL	0.000	0.000
SEISMIC PRESSURE UPPER LEVEL	0.000	0.000

==========end of step 4

STEP NO. 5

	LEFT WALL	RIGHT WALL
Y	0.000	-0.9990E+30
Z-PC	0.000	0.000
Z-EXCAVATION	-4.100	0.000
Z-WATER_TABLE	-18.00	-0.9990E+30
Q_AT_THE_FREE_FIELD_LEVEL	0.000	0.000
ZQ	0.000	0.000
DZW_OF_THE_WATER_TABLE	0.000	0.000
QS_ON_THE_EXCAVATION_SIDE	0.000	0.000
ZQS	-0.9990E+30	-0.9990E+30
ZCUT	0.000	0.000
BALANCE LEVEL FOR PORE PRESSURES	-7.500	-7.500
WATER_BEHAVIOUR_FLAG (LINING OPT)	0.000	0.000
PORE_UPDATE_FLAG	0.000	0.000
PORE_TAB. _FLAG (gt.0= use tabs)	0.000	0.000
lateral thrusts reduction elevatio	0.000	0.000
Downhill reduction factor for effe	0.000	0.000
Downhill reduction factor for pore	0.000	0.000
Uphill reduction factor for effect	0.000	0.000
Uphill reduction factor for pore p	0.000	0.000
SEISMIC HORIZONTAL ACCEL. Kh [g]	0.000	0.000
UPHILL VERTICAL ACCEL. Kv_uh [g]	0.000	0.000
DOWNHILL VERTICAL ACCEL.Kv_dh [g]	0.000	0.000
UPHILL BETA ANGLE (SLOPE) [deg]	0.000	0.000
UPHILL DELTA/PHI RATIO	0.000	0.000
DOWNHILL BETA ANGLE (SLOPE) [deg]	0.000	0.000
DOWNHILL DELTA/PHI RATIO	0.000	0.000
DYN.WATER BEHAVIOUR	0.000	0.000
Excess pore pressure RATIO Ru	0.000	0.000
SEISMIC PRESSURE LOWER VALUE	0.000	0.000
SEISMIC PRESSURE UPPER VALUE	0.000	0.000
SEISMIC PRESSURE LOWER LEVEL	0.000	0.000
SEISMIC PRESSURE UPPER LEVEL	0.000	0.000

==========end of step 5

STEP NO. 6

	LEFT WALL	RIGHT WALL
Y	0.000	-0.9990E+30
Z-PC	0.000	0.000
Z-EXCAVATION	-4.100	0.000
Z-WATER_TABLE	-18.00	-0.9990E+30
Q_AT_THE_FREE_FIELD_LEVEL	0.000	0.000
ZQ	0.000	0.000
DZW_OF_THE_WATER_TABLE	0.000	0.000
QS_ON_THE_EXCAVATION_SIDE	0.000	0.000
ZQS	-0.9990E+30	-0.9990E+30
ZCUT	0.000	0.000
BALANCE LEVEL FOR PORE PRESSURES	-7.500	-7.500
WATER_BEHAVIOUR_FLAG (LINING OPT)	0.000	0.000
PORE_UPDATE_FLAG	0.000	0.000
PORE_TAB. _FLAG (gt.0= use tabs)	0.000	0.000
lateral thrusts reduction elevatio	0.000	0.000
Downhill reduction factor for effe	0.000	0.000
Downhill reduction factor for pore	0.000	0.000

```
Uphill reduction factor for effect      0.000         0.000
Uphill reduction factor for pore p      0.000         0.000
SEISMIC HORIZONTAL ACCEL. Kh [g]        0.000         0.000
UPHILL VERTICAL ACCEL.  Kv_uh [g]       0.000         0.000
DOWNHILL VERTICAL ACCEL.Kv_dh [g]       0.000         0.000
UPHILL BETA ANGLE (SLOPE) [deg]         0.000         0.000
UPHILL DELTA/PHI RATIO                  0.000         0.000
DOWNHILL BETA ANGLE (SLOPE) [deg]       0.000         0.000
DOWNHILL DELTA/PHI RATIO                0.000         0.000
DYN.WATER BEHAVIOUR                     0.000         0.000
Excess pore pressure RATIO Ru           0.000         0.000
SEISMIC PRESSURE LOWER VALUE            0.000         0.000
SEISMIC PRESSURE UPPER VALUE            0.000         0.000
SEISMIC PRESSURE LOWER LEVEL            0.000         0.000
SEISMIC PRESSURE UPPER LEVEL            0.000         0.000

================================================================================================================end of step    6


 LEFT-HAND WALL

 LOWER  LEVEL          -7.50000
 UPPER  LEVEL           0.00000

 RIGHT-HAND WALL

 LOWER  LEVEL          -7.50000
 UPPER  LEVEL           0.00000
```

```
+-----------------------------------------------------------------------------------------------------------------------+
|                  PARATIEPLUS(TM)   NLS ENGINE RELEASE  2018.0    FULL VERSION  *Build date:Nov 13, 2017*             |
|                                                                                                                       |
|                                    NewProject.BaseDesignSection_28.A1M1R1_1183                                        |
|                                  Exe Time : 4 September 2018 18:01:31                                                 |
+-----------------------------------------------------------------------------------------------------------------------+
 I N I T I A L   S T R E S S   T A B L E S

            S E C T I O N

 NUMBER OF DEFINED TABLES             2


INPUT DATA FOR INITIAL STRESS SET NO.    1
PERTAINING SOIL ELEMENTS AT Y-COORD    0.0000

ACTIVATION TIME                              5.0000
END TIME (TIME BEYOND WHICH IT IS REMOVED)   6.0000

TYPE BOUSSINESQ

 HORIZONTAL DISTANCE (DY)           1.00000000000000
 FOUNDATION WIDTH    (B)            4.00000000000000
 ZETA-F.....                   0.000000000000000E+000
 Q-F .....                      23.0800000000000
 BETA ....                      45.0000000000000
 BEHAVIOUR (0=FREE, 1=REFLECTING)  0.000000000000000E+000


INPUT DATA FOR INITIAL STRESS SET NO.    2
PERTAINING SOIL ELEMENTS AT Y-COORD    0.0000

ACTIVATION TIME                              1.0000
END TIME (TIME BEYOND WHICH IT IS REMOVED)   6.0000

TYPE BOUSSINESQ

 HORIZONTAL DISTANCE (DY)           11.5000000000000
 FOUNDATION WIDTH    (B)            18.5000000000000
 ZETA-F.....                    2.70000000000000
 Q-F .....                      23.0800000000000
 BETA ....                      45.0000000000000
 BEHAVIOUR (0=FREE, 1=REFLECTING)  0.000000000000000E+000


 ELEMENT GROUPS BACKUP AREA CAN STAY IN CORE AT
 POSITION        4935

 NO. OF D.P.W  FOR THIS AREA       4680
 MAX NO. OF D.P.W. AVAILABLE      81920
 ** MAX NO OF ITERATIONS SET TO          40

ITER     0 RNORM = 0.000     RMNORM= 0.000
           RINORM= 4235.     RIMNOR= 0.000
           RENORM=0.7889E-30 REMNOR= 0.000     RATIO =0.1365E-16 TOLER =0.1000E-03      CONVERGED !
           RFMAX = 12.39     RMMAX = 0.000
           RTSMAL=0.1000E-03 RMSMAL= 0.000
           RDT   = 4235.     RDR   = 0.000
           RATIOT=0.1365E-16 RATIOR= 0.000
           MAX UN= 0.000     IEQ=    78 NODE     39 DOF   2   X-ROT. F
           MIN UN=-.8882E-15 IEQ=    21 NODE     11 DOF   1  Y-DISPL.F
           NO. OF CONTACT CONSTRAINT VIOLATIONS     0


ITER     1 RNORM = 0.000     RMNORM= 0.000
           RINORM= 4235.     RIMNOR= 0.000
           RENORM=0.3492E-31 REMNOR=0.6071E-54 RATIO =0.2871E-17 TOLER =0.1000E-03      CONVERGED !
           RFMAX = 12.39     RMMAX = 0.000
           RTSMAL=0.1000E-03 RMSMAL= 0.000
           RDT   = 4235.     RDR   = 0.000
           RATIOT=0.2871E-17 RATIOR= 0.000
```

```
  MAX UN=0.1676E-16 IEQ=    73 NODE     37 DOF   1  Y-DISPL.F
  MIN UN=-.5044E-16 IEQ=     3 NODE      2 DOF   1  Y-DISPL.F
  NO. OF CONTACT CONSTRAINT VIOLATIONS     0


ITER     2 RNORM = 0.000     RMNORM= 0.000
  RINORM= 4235.     RIMNOR= 0.000
  RENORM=0.3485E-31 REMNOR=0.1417E-53 RATIO =0.2868E-17 TOLER =0.1000E-03      CONVERGED !
  RFMAX = 12.39     RMMAX = 0.000
  RTSMAL=0.1000E-03 RMSMAL= 0.000
  RDT   = 4235.     RDR   = 0.000
  RATIOT=0.2868E-17 RATIOR= 0.000
  MAX UN=0.1682E-16 IEQ=    73 NODE     37 DOF   1  Y-DISPL.F
  MIN UN=-.5355E-16 IEQ=     3 NODE      2 DOF   1  Y-DISPL.F
  NO. OF CONTACT CONSTRAINT VIOLATIONS     0
```

```
+-------------------------------------------------------------------------------------------------------------------------+
|                   PARATIEPLUS(TM)   NLS ENGINE RELEASE  2018.0    FULL VERSION  *Build date:Nov 13, 2017*               |
|                                                                                                                         |
|                                     NewProject.BaseDesignSection_28.A1M1R1_1183                                         |
|                                  Exe Time : 4 September 2018 18:01:31                                                   |
+-------------------------------------------------------------------------------------------------------------------------+
New Project
SOLUTION REACHED USING     2 ITERATIONS ON   40

P R I N T   O U T   F O R   T I M E   S T E P    1     ( AT TIME   1.000     )

PRINT OUT OF ACTIVE COMPONENTS (FIXED NODES ARE NOT PRINTED OUT)

          Y-DISPL.F        X-ROT. F
           (02)             (04)            (


ALL NODAL POINTS HAVE ZERO DISPLACEMENT COMPONENTS
```

```
+-------------------------------------------------------------------------------------------------------------------------------+
|                   PARATIEPLUS(TM)   NLS ENGINE RELEASE  2018.0    FULL VERSION  *Build date:Nov 13, 2017*                    |
|                                                                                                                               |
|                                      NewProject.BaseDesignSection_28.A1M1R1_1183                                              |
|                                    Exe Time : 4 September 2018 18:01:31                                                       |
+-------------------------------------------------------------------------------------------------------------------------------+
New Project


S T R E S S   R E S U L T S   F O R   G R O U P   N O.   1

0_L                                                              :
ELEMENT TYPE    5 NO.OF ELEMENTS. IN THIS GROUP   39
C U R R E N T   T I M E   I S      1.0000

 HARDENING 2D SOIL ELEMENT

 ****** TOTAL STRESS FORMULATION *****

  EL *   FORCE     DISPL-Y  VERTICAL-P  HORIZON.-P     MAX-V-P     MAX-H-P           STATE   STIFFNESS Z-LEVEL      PORE
E FACTOR    UFACTOR       Peq           Su_a         Su_p     LAYER
 ------------------------------------------------------------------------------------------------------------------------------
-------------------------------------------------------------------------------------------
   1 D  0.2014      6.1604E-21  5.5891E-02   2.014      5.5891E-02   2.014            V-C  5.1962E+04   0.000       0.000
1.000       1.000       2.014       0.000       0.000     DI1_164_167_L_0
   2 D  0.7490      6.0039E-21   3.269       3.745       3.269       3.745            V-C  5.1962E+04 -0.2000       0.000
1.000       1.000       3.745       0.000       0.000     DI1_164_167_L_0
   3 D   1.095      5.8472E-21   6.483       5.473       6.483       5.473            V-C  5.1962E+04 -0.4000       0.000
1.000       1.000       5.473       0.000       0.000     DI1_164_167_L_0
   4 D   1.439      5.6902E-21   9.699       7.197       9.699       7.197            V-C  5.1962E+04 -0.6000       0.000
1.000       1.000       7.197       0.000       0.000     DI1_164_167_L_0
   5 D   1.784      5.5324E-21   12.92       8.918       12.92       8.918            V-C  5.1962E+04 -0.8000       0.000
1.000       1.000       8.918       0.000       0.000     DI1_164_167_L_0
   6 D   2.127      5.3732E-21   16.14       10.63       16.14       10.63            V-C  5.1962E+04  -1.000       0.000
1.000       1.000       10.63       0.000       0.000     DI1_164_167_L_0
   7 D   2.470      5.2118E-21   19.36       12.35       19.36       12.35            V-C  5.1962E+04  -1.200       0.000
1.000       1.000       12.35       0.000       0.000     DI1_164_167_L_0
   8 D   2.811      5.0473E-21   22.58       14.06       22.58       14.06            V-C  5.1962E+04  -1.400       0.000
1.000       1.000       14.06       0.000       0.000     DI1_164_167_L_0
   9 D   3.152      4.8787E-21   25.80       15.76       25.80       15.76            V-C  5.1962E+04  -1.600       0.000
1.000       1.000       15.76       0.000       0.000     DI1_164_167_L_0
  10 D   3.492      4.7049E-21   29.03       17.46       29.03       17.46            V-C  5.1962E+04  -1.800       0.000
1.000       1.000       17.46       0.000       0.000     DI1_164_167_L_0
  11 D   3.832      4.5244E-21   32.26       19.16       32.26       19.16            V-C  5.1962E+04  -2.000       0.000
1.000       1.000       19.16       0.000       0.000     DI1_164_167_L_0
  12 D   4.170      4.3363E-21   35.49       20.85       35.49       20.85            V-C  5.1962E+04  -2.200       0.000
1.000       1.000       20.85       0.000       0.000     DI1_164_167_L_0
  13 D   4.508      4.1414E-21   38.72       22.54       38.72       22.54            V-C  5.1962E+04  -2.400       0.000
1.000       1.000       22.54       0.000       0.000     DI1_164_167_L_0
  14 D   4.844      3.9410E-21   41.95       24.22       41.95       24.22            V-C  5.1962E+04  -2.600       0.000
1.000       1.000       24.22       0.000       0.000     DI1_164_167_L_0
  15 D   5.180      3.7360E-21   45.19       25.90       45.19       25.90            V-C  5.1962E+04  -2.800       0.000
1.000       1.000       25.90       0.000       0.000     DI1_164_167_L_0
  16 D   5.515      3.5274E-21   48.43       27.58       48.43       27.58            V-C  5.1962E+04  -3.000       0.000
1.000       1.000       27.58       0.000       0.000     DI1_164_167_L_0
  17 D   5.850      3.3161E-21   51.66       29.25       51.66       29.25            V-C  5.1962E+04  -3.200       0.000
1.000       1.000       29.25       0.000       0.000     DI1_164_167_L_0
  18 D   6.183      3.1029E-21   54.90       30.92       54.90       30.92            V-C  5.1962E+04  -3.400       0.000
1.000       1.000       30.92       0.000       0.000     DI1_164_167_L_0
  19 D   6.516      2.8884E-21   58.14       32.58       58.14       32.58            V-C  5.1962E+04  -3.600       0.000
1.000       1.000       32.58       0.000       0.000     DI1_164_167_L_0
  20 D   6.848      2.6733E-21   61.39       34.24       61.39       34.24            V-C  5.1962E+04  -3.800       0.000
1.000       1.000       34.24       0.000       0.000     DI1_164_167_L_0
  21 D   7.179      2.4580E-21   64.63       35.89       64.63       35.89            V-C  5.1962E+04  -4.000       0.000
1.000       1.000       35.89       0.000       0.000     DI1_164_167_L_0
  22 D   7.509      2.2429E-21   67.87       37.55       67.87       37.55            V-C  5.1962E+04  -4.200       0.000
1.000       1.000       37.55       0.000       0.000     DI1_164_167_L_0
  23 D   7.839      2.0285E-21   71.12       39.19       71.12       39.19            V-C  5.1962E+04  -4.400       0.000
1.000       1.000       39.19       0.000       0.000     DI1_164_167_L_0
  24 D   8.168      1.8150E-21   74.37       40.84       74.37       40.84            V-C  5.1962E+04  -4.600       0.000
1.000       1.000       40.84       0.000       0.000     DI1_164_167_L_0
```

```
  25 D   8.496      1.6027E-21   77.61       42.48       77.61       42.48            V-C  5.1962E+04  -4.800       0.000
1.000       1.000       42.48       0.000       0.000     DI1_164_167_L_0
  26 D   8.823      1.3917E-21   80.86       44.12       80.86       44.12            V-C  1.2524E+05  -5.000       0.000
1.000       1.000       44.12       0.000       0.000     DI2_165_168_L_0
  27 D   9.150      1.1823E-21   84.11       45.75       84.11       45.75            V-C  1.2524E+05  -5.200       0.000
1.000       1.000       45.75       0.000       0.000     DI2_165_168_L_0
  28 D   9.476      9.7448E-22   87.36       47.38       87.36       47.38            V-C  1.2524E+05  -5.400       0.000
1.000       1.000       47.38       0.000       0.000     DI2_165_168_L_0
  29 D   9.802      7.6820E-22   90.61       49.01       90.61       49.01            V-C  1.2524E+05  -5.600       0.000
1.000       1.000       49.01       0.000       0.000     DI2_165_168_L_0
  30 D   10.13      5.6340E-22   93.86       50.63       93.86       50.63            V-C  1.2524E+05  -5.800       0.000
1.000       1.000       50.63       0.000       0.000     DI2_165_168_L_0
  31 D   10.45      3.5994E-22   97.11       52.25       97.11       52.25            V-C  1.2524E+05  -6.000       0.000
1.000       1.000       52.25       0.000       0.000     DI2_165_168_L_0
  32 D   10.77      1.5766E-22   100.4       53.87       100.4       53.87            V-C  1.2524E+05  -6.200       0.000
1.000       1.000       53.87       0.000       0.000     DI2_165_168_L_0
  33 D   11.10     -4.3650E-23   103.6       55.49       103.6       55.49            V-C  1.2524E+05  -6.400       0.000
1.000       1.000       55.49       0.000       0.000     DI2_165_168_L_0
  34 D   11.42     -2.4419E-22   106.9       57.10       106.9       57.10            V-C  1.2524E+05  -6.600       0.000
1.000       1.000       57.10       0.000       0.000     DI2_165_168_L_0
  35 D   11.74     -4.4416E-22   110.1       58.71       110.1       58.71            V-C  1.2524E+05  -6.800       0.000
1.000       1.000       58.71       0.000       0.000     DI2_165_168_L_0
  36 D   12.06     -6.4376E-22   113.4       60.32       113.4       60.32            V-C  1.2524E+05  -7.000       0.000
1.000       1.000       60.32       0.000       0.000     DI2_165_168_L_0
  37 D   12.39     -8.4314E-22   116.6       61.93       116.6       61.93            V-C  1.2524E+05  -7.200       0.000
1.000       1.000       61.93       0.000       0.000     DI2_165_168_L_0
  38 D   9.529     -1.0424E-21   119.9       63.53       119.9       63.53            V-C  1.2524E+05  -7.400       0.000
1.000       1.000       63.53       0.000       0.000     DI2_165_168_L_0
  39 D   3.217     -1.1421E-21   121.5       64.33       121.5       64.33            V-C  1.2524E+05  -7.500       0.000
1.000       1.000       64.33       0.000       0.000     DI2_165_168_L_0
```

```
+-------------------------------------------------------------------------------------------------------------------------------+
|                   PARATIEPLUS(TM)   NLS ENGINE RELEASE  2018.0    FULL VERSION  *Build date:Nov 13, 2017*                    |
|                                                                                                                               |
|                                    NewProject.BaseDesignSection_28.A1M1R1_1183                                                |
|                                  Exe Time : 4 September 2018 18:01:31                                                         |
+-------------------------------------------------------------------------------------------------------------------------------+
New Project


S T R E S S   R E S U L T S   F O R   G R O U P   N O.   2

0_R                                                          :
ELEMENT TYPE    5 NO.OF ELEMENTS. IN THIS GROUP   39
C U R R E N T   T I M E   I S      1.0000

 HARDENING 2D SOIL ELEMENT

 ****** TOTAL STRESS FORMULATION *****

  EL *   FORCE     DISPL-Y  VERTICAL-P  HORIZON.-P     MAX-V-P     MAX-H-P          STATE   STIFFNESS Z-LEVEL      PORE
E FACTOR    UFACTOR       Peq          Su_a        Su_p     LAYER
 ------------------------------------------------------------------------------------------------------------------------------
-------------------------------------------------------------------------------------------
   1 D  0.2014     -6.1604E-21   0.000       2.014       0.000       2.014            V-C  3.4641E+04   0.000       0.000
1.000       1.000       2.014       0.000       0.000     DI1_164_167_L_0
   2 D  0.7490     -6.0039E-21   3.200       3.745       3.200       3.745            V-C  3.4641E+04 -0.2000       0.000
1.000       1.000       3.745       0.000       0.000     DI1_164_167_L_0
   3 D   1.095     -5.8472E-21   6.400       5.473       6.400       5.473            V-C  3.4641E+04 -0.4000       0.000
1.000       1.000       5.473       0.000       0.000     DI1_164_167_L_0
   4 D   1.439     -5.6902E-21   9.600       7.197       9.600       7.197            V-C  3.4641E+04 -0.6000       0.000
1.000       1.000       7.197       0.000       0.000     DI1_164_167_L_0
   5 D   1.784     -5.5324E-21   12.80       8.918       12.80       8.918            V-C  3.4641E+04 -0.8000       0.000
1.000       1.000       8.918       0.000       0.000     DI1_164_167_L_0
   6 D   2.127     -5.3732E-21   16.00       10.63       16.00       10.63            V-C  3.4641E+04  -1.000       0.000
1.000       1.000       10.63       0.000       0.000     DI1_164_167_L_0
   7 D   2.470     -5.2118E-21   19.20       12.35       19.20       12.35            V-C  3.4641E+04  -1.200       0.000
1.000       1.000       12.35       0.000       0.000     DI1_164_167_L_0
   8 D   2.811     -5.0473E-21   22.40       14.06       22.40       14.06            V-C  3.4641E+04  -1.400       0.000
1.000       1.000       14.06       0.000       0.000     DI1_164_167_L_0
   9 D   3.152     -4.8787E-21   25.60       15.76       25.60       15.76            V-C  3.4641E+04  -1.600       0.000
1.000       1.000       15.76       0.000       0.000     DI1_164_167_L_0
  10 D   3.492     -4.7049E-21   28.80       17.46       28.80       17.46            V-C  3.4641E+04  -1.800       0.000
1.000       1.000       17.46       0.000       0.000     DI1_164_167_L_0
  11 D   3.832     -4.5244E-21   32.00       19.16       32.00       19.16            V-C  3.4641E+04  -2.000       0.000
1.000       1.000       19.16       0.000       0.000     DI1_164_167_L_0
  12 D   4.170     -4.3363E-21   35.20       20.85       35.20       20.85            V-C  3.4641E+04  -2.200       0.000
1.000       1.000       20.85       0.000       0.000     DI1_164_167_L_0
  13 D   4.508     -4.1414E-21   38.40       22.54       38.40       22.54            V-C  3.4641E+04  -2.400       0.000
1.000       1.000       22.54       0.000       0.000     DI1_164_167_L_0
  14 D   4.844     -3.9410E-21   41.60       24.22       41.60       24.22            V-C  3.4641E+04  -2.600       0.000
1.000       1.000       24.22       0.000       0.000     DI1_164_167_L_0
  15 D   5.180     -3.7360E-21   44.80       25.90       44.80       25.90            V-C  3.4641E+04  -2.800       0.000
1.000       1.000       25.90       0.000       0.000     DI1_164_167_L_0
  16 D   5.515     -3.5274E-21   48.00       27.58       48.00       27.58            V-C  3.4641E+04  -3.000       0.000
1.000       1.000       27.58       0.000       0.000     DI1_164_167_L_0
  17 D   5.850     -3.3161E-21   51.20       29.25       51.20       29.25            V-C  3.4641E+04  -3.200       0.000
1.000       1.000       29.25       0.000       0.000     DI1_164_167_L_0
  18 D   6.183     -3.1029E-21   54.40       30.92       54.40       30.92            V-C  3.4641E+04  -3.400       0.000
1.000       1.000       30.92       0.000       0.000     DI1_164_167_L_0
  19 D   6.516     -2.8884E-21   57.60       32.58       57.60       32.58            V-C  3.4641E+04  -3.600       0.000
1.000       1.000       32.58       0.000       0.000     DI1_164_167_L_0
  20 D   6.848     -2.6733E-21   60.80       34.24       60.80       34.24            V-C  3.4641E+04  -3.800       0.000
1.000       1.000       34.24       0.000       0.000     DI1_164_167_L_0
  21 D   7.179     -2.4580E-21   64.00       35.89       64.00       35.89            V-C  3.4641E+04  -4.000       0.000
1.000       1.000       35.89       0.000       0.000     DI1_164_167_L_0
  22 D   7.509     -2.2429E-21   67.20       37.55       67.20       37.55            V-C  3.4641E+04  -4.200       0.000
1.000       1.000       37.55       0.000       0.000     DI1_164_167_L_0
  23 D   7.839     -2.0285E-21   70.40       39.19       70.40       39.19            V-C  3.4641E+04  -4.400       0.000
1.000       1.000       39.19       0.000       0.000     DI1_164_167_L_0
  24 D   8.168     -1.8150E-21   73.60       40.84       73.60       40.84            V-C  3.4641E+04  -4.600       0.000
1.000       1.000       40.84       0.000       0.000     DI1_164_167_L_0
```

```
  25 D   8.496     -1.6027E-21   76.80       42.48       76.80       42.48          V-C  3.4641E+04  -4.800       0.000
1.000       1.000       42.48       0.000       0.000     DI1_164_167_L_0
  26 D   8.823     -1.3917E-21   80.00       44.12       80.00       44.12          V-C  7.3842E+04  -5.000       0.000
1.000       1.000       44.12       0.000       0.000     DI2_165_168_L_0
  27 D   9.150     -1.1823E-21   83.20       45.75       83.20       45.75          V-C  7.3842E+04  -5.200       0.000
1.000       1.000       45.75       0.000       0.000     DI2_165_168_L_0
  28 D   9.476     -9.7448E-22   86.40       47.38       86.40       47.38          V-C  7.3842E+04  -5.400       0.000
1.000       1.000       47.38       0.000       0.000     DI2_165_168_L_0
  29 D   9.802     -7.6820E-22   89.60       49.01       89.60       49.01          V-C  7.3842E+04  -5.600       0.000
1.000       1.000       49.01       0.000       0.000     DI2_165_168_L_0
  30 D   10.13     -5.6340E-22   92.80       50.63       92.80       50.63          V-C  7.3842E+04  -5.800       0.000
1.000       1.000       50.63       0.000       0.000     DI2_165_168_L_0
  31 D   10.45     -3.5994E-22   96.00       52.25       96.00       52.25          V-C  7.3842E+04  -6.000       0.000
1.000       1.000       52.25       0.000       0.000     DI2_165_168_L_0
  32 D   10.77     -1.5766E-22   99.20       53.87       99.20       53.87          V-C  7.3842E+04  -6.200       0.000
1.000       1.000       53.87       0.000       0.000     DI2_165_168_L_0
  33 D   11.10      4.3650E-23   102.4       55.49       102.4       55.49          V-C  7.3842E+04  -6.400       0.000
1.000       1.000       55.49       0.000       0.000     DI2_165_168_L_0
  34 D   11.42      2.4419E-22   105.6       57.10       105.6       57.10          V-C  7.3842E+04  -6.600       0.000
1.000       1.000       57.10       0.000       0.000     DI2_165_168_L_0
  35 D   11.74      4.4416E-22   108.8       58.71       108.8       58.71          V-C  7.3842E+04  -6.800       0.000
1.000       1.000       58.71       0.000       0.000     DI2_165_168_L_0
  36 D   12.06      6.4376E-22   112.0       60.32       112.0       60.32          V-C  7.3842E+04  -7.000       0.000
1.000       1.000       60.32       0.000       0.000     DI2_165_168_L_0
  37 D   12.39      8.4314E-22   115.2       61.93       115.2       61.93          V-C  7.3842E+04  -7.200       0.000
1.000       1.000       61.93       0.000       0.000     DI2_165_168_L_0
  38 D   9.529      1.0424E-21   118.4       63.53       118.4       63.53          V-C  7.3842E+04  -7.400       0.000
1.000       1.000       63.53       0.000       0.000     DI2_165_168_L_0
  39 D   3.217      1.1421E-21   120.0       64.33       120.0       64.33          V-C  7.3842E+04  -7.500       0.000
1.000       1.000       64.33       0.000       0.000     DI2_165_168_L_0
```

```
+-------------------------------------------------------------------------------------------------------------------------+
|                   PARATIEPLUS(TM)   NLS ENGINE RELEASE  2018.0    FULL VERSION  *Build date:Nov 13, 2017*              |
|                                                                                                                         |
|                                      NewProject.BaseDesignSection_28.A1M1R1_1183                                        |
|                                    Exe Time : 4 September 2018 18:01:31                                                 |
+-------------------------------------------------------------------------------------------------------------------------+
New Project


S T R E S S   R E S U L T S   F O R   G R O U P   N O.   3

WallElement_33                                                :
ELEMENT TYPE    2 NO.OF ELEMENTS. IN THIS GROUP   38
C U R R E N T   T I M E   I S     1.0000

 WALL2D ELEMENT

   EL      TA          TB          MA          MB
-----------------------------------------------------
    1 2.76198E-17-2.76198E-17 6.31089E-29 5.52397E-18
    2 8.11747E-17-8.11747E-17-5.52397E-18 2.17589E-17
    3 1.33045E-16-1.33045E-16-2.17589E-17 4.83678E-17
    4 1.83229E-16-1.83229E-16-4.83678E-17 8.50136E-17
    5 2.31727E-16-2.31727E-16-8.50136E-17 1.31359E-16
    6 2.78538E-16-2.78538E-16-1.31359E-16 1.87067E-16
    7 3.23659E-16-3.23659E-16-1.87067E-16 2.51798E-16
    8 3.67088E-16-3.67088E-16-2.51798E-16 3.25216E-16
    9 4.08822E-16-4.08822E-16-3.25216E-16 4.06980E-16
   10 4.48857E-16-4.48857E-16-4.06980E-16 4.96752E-16
   11-4.00990E-16 4.00990E-16-4.96752E-16 4.16554E-16
   12-3.64366E-16 3.64366E-16-4.16554E-16 3.43681E-16
   13-3.29455E-16 3.29455E-16-3.43681E-16 2.77790E-16
   14-2.96262E-16 2.96262E-16-2.77790E-16 2.18537E-16
   15-2.64792E-16 2.64792E-16-2.18537E-16 1.65579E-16
   16-2.35052E-16 2.35052E-16-1.65579E-16 1.18568E-16
   17-2.07047E-16 2.07047E-16-1.18568E-16 7.71589E-17
   18-1.80781E-16 1.80781E-16-7.71589E-17 4.10027E-17
   19-1.56260E-16 1.56260E-16-4.10027E-17 9.75065E-18
   20-1.33489E-16 1.33489E-16-9.75065E-18-1.69469E-17
   21-1.12471E-16 1.12471E-16 1.69469E-17-3.94411E-17
   22-9.32113E-17 9.32113E-17 3.94411E-17-5.80834E-17
   23-7.57130E-17 7.57130E-17 5.80834E-17-7.32260E-17
   24-5.99792E-17 5.99792E-17 7.32260E-17-8.52218E-17
   25-4.60124E-17 4.60124E-17 8.52218E-17-9.44243E-17
   26-1.79728E-17 1.79728E-17 9.44243E-17-9.80189E-17
   27 5.99560E-18-5.99560E-18 9.80189E-17-9.68198E-17
   28 2.58898E-17-2.58898E-17 9.68198E-17-9.16418E-17
   29 4.17076E-17-4.17076E-17 9.16418E-17-8.33003E-17
   30 5.34474E-17-5.34474E-17 8.33003E-17-7.26108E-17
   31 6.11084E-17-6.11084E-17 7.26108E-17-6.03892E-17
   32 6.46900E-17-6.46900E-17 6.03892E-17-4.74512E-17
   33 6.41919E-17-6.41919E-17 4.74512E-17-3.46128E-17
   34 5.96143E-17-5.96143E-17 3.46128E-17-2.26899E-17
   35 5.09572E-17-5.09572E-17 2.26899E-17-1.24985E-17
   36 3.82207E-17-3.82207E-17 1.24985E-17-4.85438E-18
   37 2.14050E-17-2.14050E-17 4.85438E-18-5.73385E-19
   38 5.73368E-18-5.73368E-18 5.73385E-19-8.83524E-29
```

```
+-------------------------------------------------------------------------------------------------------------------------+
|                   PARATIEPLUS(TM)   NLS ENGINE RELEASE  2018.0    FULL VERSION  *Build date:Nov 13, 2017*              |
|                                                                                                                         |
|                                      NewProject.BaseDesignSection_28.A1M1R1_1183                                        |
|                                   Exe Time : 4 September 2018 18:01:31                                                  |
+-------------------------------------------------------------------------------------------------------------------------+
New Project


S T R E S S   R E S U L T S   F O R   G R O U P   N O.   4

Tieback_175                                                :
ELEMENT TYPE    6 NO.OF ELEMENTS. IN THIS GROUP    1
C U R R E N T   T I M E   I S      1.0000

 POST-TENSION 2D-BOUNDARY ELEMENT

         EL    FORCE          d0          EDISPL     pl. eps          K     -ve limit   +ve limit
-----------------------------------------------------------------------------------------------------

***** NO ONE ELEMENT ACTIVE AT CURRENT STEP *****

ITER     0 RNORM = 0.000     RMNORM= 0.000
           RINORM= 3837.     RIMNOR=0.2368E-29
           RENORM= 36.20     REMNOR=0.1417E-53 RATIO =0.9714E-01 TOLER =0.1000E-03  NOT CONVERGED
           RFMAX = 12.39     RMMAX =0.4968E-15
           RTSMAL=0.1000E-03 RMSMAL=0.1000E-20
           RDT   = 3837.     RDR   =0.1000E-20
           RATIOT=0.9714E-01 RATIOR= 0.000
           MAX UN= 2.127     IEQ=    11 NODE      6 DOF   1  Y-DISPL.F
           MIN UN=-.3597E-27 IEQ=    42 NODE     21 DOF   2   X-ROT. F
           NO. OF CONTACT CONSTRAINT VIOLATIONS     0


ITER     2 RNORM = 0.000     RMNORM= 0.000
           RINORM= 3837.     RIMNOR=0.2368E-29
           RENORM=0.5029     REMNOR=0.2787E-21 RATIO =0.1145E-01 TOLER =0.1000E-03  NOT CONVERGED
           RFMAX = 12.39     RMMAX =0.4968E-15
           RTSMAL=0.1000E-03 RMSMAL=0.1000E-20
           RDT   = 3837.     RDR   =0.1000E-20
           RATIOT=0.1145E-01 RATIOR= 0.000
           MAX UN=0.4695     IEQ=     1 NODE      1 DOF   1  Y-DISPL.F
           MIN UN=-.5949E-10 IEQ=    31 NODE     16 DOF   1  Y-DISPL.F
           NO. OF CONTACT CONSTRAINT VIOLATIONS     0


ITER     3 RNORM = 0.000     RMNORM= 0.000
           RINORM= 3837.     RIMNOR=0.2368E-29
           RENORM=0.8277E-02 REMNOR=0.5142E-22 RATIO =0.1469E-02 TOLER =0.1000E-03  NOT CONVERGED
           RFMAX = 12.39     RMMAX =0.4968E-15
           RTSMAL=0.1000E-03 RMSMAL=0.1000E-20
           RDT   = 3837.     RDR   =0.1000E-20
           RATIOT=0.1469E-02 RATIOR= 0.000
           MAX UN=0.9098E-01 IEQ=     9 NODE      5 DOF   1  Y-DISPL.F
           MIN UN=-.9009E-10 IEQ=    13 NODE      7 DOF   1  Y-DISPL.F
           NO. OF CONTACT CONSTRAINT VIOLATIONS     0


ITER     4 RNORM = 0.000     RMNORM= 0.000
           RINORM= 3837.     RIMNOR=0.2368E-29
           RENORM=0.1758E-19 REMNOR=0.6975E-22 RATIO =0.2140E-11 TOLER =0.1000E-03      CONVERGED !
           RFMAX = 12.39     RMMAX =0.4968E-15
           RTSMAL=0.1000E-03 RMSMAL=0.1000E-20
           RDT   = 3837.     RDR   =0.1000E-20
           RATIOT=0.2140E-11 RATIOR= 0.000
           MAX UN=0.4051E-10 IEQ=     7 NODE      4 DOF   1  Y-DISPL.F
           MIN UN=-.4813E-10 IEQ=    21 NODE     11 DOF   1  Y-DISPL.F
           NO. OF CONTACT CONSTRAINT VIOLATIONS     0
```

```
+-------------------------------------------------------------------------------------------------------------------------+
|                   PARATIEPLUS(TM)   NLS ENGINE RELEASE  2018.0    FULL VERSION  *Build date:Nov 13, 2017*               |
|                                                                                                                         |
|                                      NewProject.BaseDesignSection_28.A1M1R1_1183                                        |
|                                   Exe Time : 4 September 2018 18:01:31                                                  |
+-------------------------------------------------------------------------------------------------------------------------+
New Project
SOLUTION REACHED USING     4 ITERATIONS ON   40

P R I N T   O U T   F O R   T I M E   S T E P    2     ( AT TIME   2.000     )

PRINT OUT OF ACTIVE COMPONENTS (FIXED NODES ARE NOT PRINTED OUT)

          Y-DISPL.F        X-ROT. F
            (02)             (04)           (
    1   9.4040992E-05  -1.5053472E-05
    2   9.1030299E-05  -1.5053457E-05
    3   8.8019729E-05  -1.5051645E-05
    4   8.5010112E-05  -1.5042766E-05
    5   8.2003677E-05  -1.5018075E-05
    6   7.9004751E-05  -1.4965347E-05
    7   7.6020490E-05  -1.4868338E-05
    8   7.3060746E-05  -1.4721385E-05
    9   7.0134768E-05  -1.4531951E-05
   10   6.7250288E-05  -1.4307675E-05
   11   6.4413532E-05  -1.4055887E-05
   12   6.1629313E-05  -1.3783397E-05
   13   5.8901141E-05  -1.3496391E-05
   14   5.6231358E-05  -1.3200369E-05
   15   5.3621276E-05  -1.2900112E-05
   16   5.1071326E-05  -1.2599666E-05
   17   4.8581190E-05  -1.2302334E-05
   18   4.6150001E-05  -1.2010682E-05
   19   4.3776417E-05  -1.1726531E-05
   20   4.1458816E-05  -1.1450974E-05
   21   3.9195441E-05  -1.1184383E-05
   22   3.6984499E-05  -1.0926415E-05
   23   3.4824370E-05  -1.0676029E-05
   24   3.2713697E-05  -1.0431494E-05
   25   3.0651542E-05  -1.0190403E-05
   26   2.8637511E-05  -9.9496830E-06
   27   2.6671484E-05  -9.7118843E-06
   28   2.4752056E-05  -9.4847577E-06
   29   2.2876451E-05  -9.2745808E-06
   30   2.1040772E-05  -9.0861857E-06
   31   1.9240297E-05  -8.9229906E-06
   32   1.7469769E-05  -8.7870280E-06
   33   1.5723634E-05  -8.6789652E-06
   34   1.3996368E-05  -8.5981282E-06
   35   1.2282702E-05  -8.5425143E-06
   36   1.0577902E-05  -8.5088042E-06
   37   8.8780367E-06  -8.4923696E-06
   38   7.1802062E-06  -8.4872772E-06
   39   6.3314708E-06  -8.4870104E-06
```

```
+-------------------------------------------------------------------------------------------------------------------------------+
|                   PARATIEPLUS(TM)   NLS ENGINE RELEASE  2018.0    FULL VERSION  *Build date:Nov 13, 2017*                    |
|                                                                                                                               |
|                                      NewProject.BaseDesignSection_28.A1M1R1_1183                                              |
|                                    Exe Time : 4 September 2018 18:01:31                                                       |
+-------------------------------------------------------------------------------------------------------------------------------+
New Project


S T R E S S   R E S U L T S   F O R   G R O U P   N O.   1

0_L                                                          :
ELEMENT TYPE    5 NO.OF ELEMENTS. IN THIS GROUP   39
C U R R E N T   T I M E   I S      2.0000

 HARDENING 2D SOIL ELEMENT

 ****** TOTAL STRESS FORMULATION *****

  EL *   FORCE     DISPL-Y  VERTICAL-P  HORIZON.-P     MAX-V-P     MAX-H-P           STATE   STIFFNESS Z-LEVEL      PORE
E FACTOR    UFACTOR       Peq           Su_a         Su_p     LAYER
 ------------------------------------------------------------------------------------------------------------------------------
-------------------------------------------------------------------------------------------
   1 D  1.8612E-03 -9.4041E-05  5.5891E-02  1.8612E-02  5.5891E-02   2.014          ACTIVE   0.000       0.000       0.000
1.000       1.000      1.8612E-02   0.000       0.000     DI1_164_167_L_0
   2 D  0.2177     -9.1030E-05   3.269       1.088       3.269       3.745          ACTIVE   0.000      -0.2000      0.000
1.000       1.000       1.088       0.000       0.000     DI1_164_167_L_0
   3 D  0.4318     -8.8020E-05   6.483       2.159       6.483       5.473          ACTIVE   0.000      -0.4000      0.000
1.000       1.000       2.159       0.000       0.000     DI1_164_167_L_0
   4 D  0.6459     -8.5010E-05   9.699       3.230       9.699       7.197          ACTIVE   0.000      -0.6000      0.000
1.000       1.000       3.230       0.000       0.000     DI1_164_167_L_0
   5 D  0.8602     -8.2004E-05   12.92       4.301       12.92       8.918          ACTIVE   0.000      -0.8000      0.000
1.000       1.000       4.301       0.000       0.000     DI1_164_167_L_0
   6 D   1.142     -7.9005E-05   16.14       5.709       16.14       10.63           UL-RL  6.2354E+04  -1.000       0.000
1.000       1.000       5.709       0.000       0.000     DI1_164_167_L_0
   7 D   1.521     -7.6020E-05   19.36       7.607       19.36       12.35           UL-RL  6.2354E+04  -1.200       0.000
1.000       1.000       7.607       0.000       0.000     DI1_164_167_L_0
   8 D   1.900     -7.3061E-05   22.58       9.501       22.58       14.06           UL-RL  6.2354E+04  -1.400       0.000
1.000       1.000       9.501       0.000       0.000     DI1_164_167_L_0
   9 D   2.278     -7.0135E-05   25.80       11.39       25.80       15.76           UL-RL  6.2354E+04  -1.600       0.000
1.000       1.000       11.39       0.000       0.000     DI1_164_167_L_0
  10 D   2.654     -6.7250E-05   29.03       13.27       29.03       17.46           UL-RL  6.2354E+04  -1.800       0.000
1.000       1.000       13.27       0.000       0.000     DI1_164_167_L_0
  11 D   3.028     -6.4414E-05   32.26       15.14       32.26       19.16           UL-RL  6.2354E+04  -2.000       0.000
1.000       1.000       15.14       0.000       0.000     DI1_164_167_L_0
  12 D   3.401     -6.1629E-05   35.49       17.01       35.49       20.85           UL-RL  6.2354E+04  -2.200       0.000
1.000       1.000       17.01       0.000       0.000     DI1_164_167_L_0
  13 D   3.773     -5.8901E-05   38.72       18.87       38.72       22.54           UL-RL  6.2354E+04  -2.400       0.000
1.000       1.000       18.87       0.000       0.000     DI1_164_167_L_0
  14 D   4.143     -5.6231E-05   41.95       20.72       41.95       24.22           UL-RL  6.2354E+04  -2.600       0.000
1.000       1.000       20.72       0.000       0.000     DI1_164_167_L_0
  15 D   4.512     -5.3621E-05   45.19       22.56       45.19       25.90           UL-RL  6.2354E+04  -2.800       0.000
1.000       1.000       22.56       0.000       0.000     DI1_164_167_L_0
  16 D   4.879     -5.1071E-05   48.43       24.39       48.43       27.58           UL-RL  6.2354E+04  -3.000       0.000
1.000       1.000       24.39       0.000       0.000     DI1_164_167_L_0
  17 D   5.244     -4.8581E-05   51.66       26.22       51.66       29.25           UL-RL  6.2354E+04  -3.200       0.000
1.000       1.000       26.22       0.000       0.000     DI1_164_167_L_0
  18 D   5.608     -4.6150E-05   54.90       28.04       54.90       30.92           UL-RL  6.2354E+04  -3.400       0.000
1.000       1.000       28.04       0.000       0.000     DI1_164_167_L_0
  19 D   5.970     -4.3776E-05   58.14       29.85       58.14       32.58           UL-RL  6.2354E+04  -3.600       0.000
1.000       1.000       29.85       0.000       0.000     DI1_164_167_L_0
  20 D   6.331     -4.1459E-05   61.39       31.65       61.39       34.24           UL-RL  6.2354E+04  -3.800       0.000
1.000       1.000       31.65       0.000       0.000     DI1_164_167_L_0
  21 D   6.690     -3.9195E-05   64.63       33.45       64.63       35.89           UL-RL  6.2354E+04  -4.000       0.000
1.000       1.000       33.45       0.000       0.000     DI1_164_167_L_0
  22 D   7.048     -3.6984E-05   67.87       35.24       67.87       37.55           UL-RL  6.2354E+04  -4.200       0.000
1.000       1.000       35.24       0.000       0.000     DI1_164_167_L_0
  23 D   7.404     -3.4824E-05   71.12       37.02       71.12       39.19           UL-RL  6.2354E+04  -4.400       0.000
1.000       1.000       37.02       0.000       0.000     DI1_164_167_L_0
  24 D   7.760     -3.2714E-05   74.37       38.80       74.37       40.84           UL-RL  6.2354E+04  -4.600       0.000
1.000       1.000       38.80       0.000       0.000     DI1_164_167_L_0
```

```
  25 D   8.114     -3.0652E-05   77.61       40.57       77.61       42.48          UL-RL  6.2354E+04  -4.800       0.000
1.000       1.000       40.57       0.000       0.000     DI1_164_167_L_0
  26 D   7.962     -2.8638E-05   80.86       39.81       80.86       44.12          UL-RL  1.5029E+05  -5.000       0.000
1.000       1.000       39.81       0.000       0.000     DI2_165_168_L_0
  27 D   8.348     -2.6671E-05   84.11       41.74       84.11       45.75          UL-RL  1.5029E+05  -5.200       0.000
1.000       1.000       41.74       0.000       0.000     DI2_165_168_L_0
  28 D   8.732     -2.4752E-05   87.36       43.66       87.36       47.38          UL-RL  1.5029E+05  -5.400       0.000
1.000       1.000       43.66       0.000       0.000     DI2_165_168_L_0
  29 D   9.114     -2.2876E-05   90.61       45.57       90.61       49.01          UL-RL  1.5029E+05  -5.600       0.000
1.000       1.000       45.57       0.000       0.000     DI2_165_168_L_0
  30 D   9.494     -2.1041E-05   93.86       47.47       93.86       50.63          UL-RL  1.5029E+05  -5.800       0.000
1.000       1.000       47.47       0.000       0.000     DI2_165_168_L_0
  31 D   9.872     -1.9240E-05   97.11       49.36       97.11       52.25          UL-RL  1.5029E+05  -6.000       0.000
1.000       1.000       49.36       0.000       0.000     DI2_165_168_L_0
  32 D   10.25     -1.7470E-05   100.4       51.25       100.4       53.87          UL-RL  1.5029E+05  -6.200       0.000
1.000       1.000       51.25       0.000       0.000     DI2_165_168_L_0
  33 D   10.63     -1.5724E-05   103.6       53.13       103.6       55.49          UL-RL  1.5029E+05  -6.400       0.000
1.000       1.000       53.13       0.000       0.000     DI2_165_168_L_0
  34 D   11.00     -1.3996E-05   106.9       55.00       106.9       57.10          UL-RL  1.5029E+05  -6.600       0.000
1.000       1.000       55.00       0.000       0.000     DI2_165_168_L_0
  35 D   11.37     -1.2283E-05   110.1       56.87       110.1       58.71          UL-RL  1.5029E+05  -6.800       0.000
1.000       1.000       56.87       0.000       0.000     DI2_165_168_L_0
  36 D   11.75     -1.0578E-05   113.4       58.73       113.4       60.32          UL-RL  1.5029E+05  -7.000       0.000
1.000       1.000       58.73       0.000       0.000     DI2_165_168_L_0
  37 D   12.12     -8.8780E-06   116.6       60.59       116.6       61.93          UL-RL  1.5029E+05  -7.200       0.000
1.000       1.000       60.59       0.000       0.000     DI2_165_168_L_0
  38 D   9.368     -7.1802E-06   119.9       62.45       119.9       63.53          UL-RL  1.5029E+05  -7.400       0.000
1.000       1.000       62.45       0.000       0.000     DI2_165_168_L_0
  39 D   3.169     -6.3315E-06   121.5       63.38       121.5       64.33          UL-RL  1.5029E+05  -7.500       0.000
1.000       1.000       63.38       0.000       0.000     DI2_165_168_L_0
```

```
+-------------------------------------------------------------------------------------------------------------------------------+
|                   PARATIEPLUS(TM)   NLS ENGINE RELEASE  2018.0    FULL VERSION  *Build date:Nov 13, 2017*                    |
|                                                                                                                               |
|                                    NewProject.BaseDesignSection_28.A1M1R1_1183                                                |
|                                  Exe Time : 4 September 2018 18:01:31                                                         |
+-------------------------------------------------------------------------------------------------------------------------------+
New Project


S T R E S S   R E S U L T S   F O R   G R O U P   N O.   2

0_R                                                          :
ELEMENT TYPE    5 NO.OF ELEMENTS. IN THIS GROUP   39
C U R R E N T   T I M E   I S      2.0000

 HARDENING 2D SOIL ELEMENT

 ****** TOTAL STRESS FORMULATION *****

  EL *   FORCE     DISPL-Y  VERTICAL-P  HORIZON.-P     MAX-V-P     MAX-H-P           STATE   STIFFNESS Z-LEVEL      PORE
E FACTOR    UFACTOR       Peq           Su_a         Su_p     LAYER
 ------------------------------------------------------------------------------------------------------------------------------
-------------------------------------------------------------------------------------------
   1     0.000         --          --          --          --          --          REMOVED     --        0.000       0.000
1.000       1.000       0.000       0.000       0.000     not available
   2     0.000         --          --          --          --          --          REMOVED     --       -0.2000      0.000
1.000       1.000       0.000       0.000       0.000     not available
   3     0.000         --          --          --          --          --          REMOVED     --       -0.4000      0.000
1.000       1.000       0.000       0.000       0.000     not available
   4     0.000         --          --          --          --          --          REMOVED     --       -0.6000      0.000
1.000       1.000       0.000       0.000       0.000     not available
   5     0.000         --          --          --          --          --          REMOVED     --       -0.8000      0.000
1.000       1.000       0.000       0.000       0.000     not available
   6 D   0.000      7.9005E-05   0.000       0.000       16.00       10.63         PASSIVE   0.000      -1.000       0.000
1.000       1.000       0.000       0.000       0.000     DI1_164_167_L_0
   7 D   1.965      7.6020E-05   3.200       9.827       19.20       12.35           UL-RL  4.1569E+04  -1.200       0.000
1.000       1.000       9.827       0.000       0.000     DI1_164_167_L_0
   8 D   2.376      7.3061E-05   6.400       11.88       22.40       14.06           UL-RL  4.1569E+04  -1.400       0.000
1.000       1.000       11.88       0.000       0.000     DI1_164_167_L_0
   9 D   2.743      7.0135E-05   9.600       13.71       25.60       15.76           UL-RL  4.1569E+04  -1.600       0.000
1.000       1.000       13.71       0.000       0.000     DI1_164_167_L_0
  10 D   3.091      6.7250E-05   12.80       15.46       28.80       17.46           UL-RL  4.1569E+04  -1.800       0.000
1.000       1.000       15.46       0.000       0.000     DI1_164_167_L_0
  11 D   3.430      6.4414E-05   16.00       17.15       32.00       19.16           UL-RL  4.1569E+04  -2.000       0.000
1.000       1.000       17.15       0.000       0.000     DI1_164_167_L_0
  12 D   3.762      6.1629E-05   19.20       18.81       35.20       20.85           UL-RL  4.1569E+04  -2.200       0.000
1.000       1.000       18.81       0.000       0.000     DI1_164_167_L_0
  13 D   4.090      5.8901E-05   22.40       20.45       38.40       22.54           UL-RL  4.1569E+04  -2.400       0.000
1.000       1.000       20.45       0.000       0.000     DI1_164_167_L_0
  14 D   4.415      5.6231E-05   25.60       22.08       41.60       24.22           UL-RL  4.1569E+04  -2.600       0.000
1.000       1.000       22.08       0.000       0.000     DI1_164_167_L_0
  15 D   4.738      5.3621E-05   28.80       23.69       44.80       25.90           UL-RL  4.1569E+04  -2.800       0.000
1.000       1.000       23.69       0.000       0.000     DI1_164_167_L_0
  16 D   5.059      5.1071E-05   32.00       25.30       48.00       27.58           UL-RL  4.1569E+04  -3.000       0.000
1.000       1.000       25.30       0.000       0.000     DI1_164_167_L_0
  17 D   5.379      4.8581E-05   35.20       26.89       51.20       29.25           UL-RL  4.1569E+04  -3.200       0.000
1.000       1.000       26.89       0.000       0.000     DI1_164_167_L_0
  18 D   5.697      4.6150E-05   38.40       28.49       54.40       30.92           UL-RL  4.1569E+04  -3.400       0.000
1.000       1.000       28.49       0.000       0.000     DI1_164_167_L_0
  19 D   6.015      4.3776E-05   41.60       30.07       57.60       32.58           UL-RL  4.1569E+04  -3.600       0.000
1.000       1.000       30.07       0.000       0.000     DI1_164_167_L_0
  20 D   6.331      4.1459E-05   44.80       31.66       60.80       34.24           UL-RL  4.1569E+04  -3.800       0.000
1.000       1.000       31.66       0.000       0.000     DI1_164_167_L_0
  21 D   6.647      3.9195E-05   48.00       33.24       64.00       35.89           UL-RL  4.1569E+04  -4.000       0.000
1.000       1.000       33.24       0.000       0.000     DI1_164_167_L_0
  22 D   6.962      3.6984E-05   51.20       34.81       67.20       37.55           UL-RL  4.1569E+04  -4.200       0.000
1.000       1.000       34.81       0.000       0.000     DI1_164_167_L_0
  23 D   7.277      3.4824E-05   54.40       36.38       70.40       39.19           UL-RL  4.1569E+04  -4.400       0.000
1.000       1.000       36.38       0.000       0.000     DI1_164_167_L_0
  24 D   7.591      3.2714E-05   57.60       37.95       73.60       40.84           UL-RL  4.1569E+04  -4.600       0.000
1.000       1.000       37.95       0.000       0.000     DI1_164_167_L_0
```

25 D	7.904	3.0652E-05	60.80	39.52	76.80	42.48	UL-RL	4.1569E+04	-4.800	0.000		
1.000	1.000	39.52	0.000	0.000	DI1_164_167_L_0							
26 D	8.486	2.8638E-05	64.00	42.43	80.00	44.12	UL-RL	8.8610E+04	-5.000	0.000		
1.000	1.000	42.43	0.000	0.000	DI2_165_168_L_0							
27 D	8.780	2.6671E-05	67.20	43.90	83.20	45.75	UL-RL	8.8610E+04	-5.200	0.000		
1.000	1.000	43.90	0.000	0.000	DI2_165_168_L_0							
28 D	9.074	2.4752E-05	70.40	45.37	86.40	47.38	UL-RL	8.8610E+04	-5.400	0.000		
1.000	1.000	45.37	0.000	0.000	DI2_165_168_L_0							
29 D	9.368	2.2876E-05	73.60	46.84	89.60	49.01	UL-RL	8.8610E+04	-5.600	0.000		
1.000	1.000	46.84	0.000	0.000	DI2_165_168_L_0							
30 D	9.662	2.1041E-05	76.80	48.31	92.80	50.63	UL-RL	8.8610E+04	-5.800	0.000		
1.000	1.000	48.31	0.000	0.000	DI2_165_168_L_0							
31 D	9.955	1.9240E-05	80.00	49.78	96.00	52.25	UL-RL	8.8610E+04	-6.000	0.000		
1.000	1.000	49.78	0.000	0.000	DI2_165_168_L_0							
32 D	10.25	1.7470E-05	83.20	51.24	99.20	53.87	UL-RL	8.8610E+04	-6.200	0.000		
1.000	1.000	51.24	0.000	0.000	DI2_165_168_L_0							
33 D	10.54	1.5724E-05	86.40	52.71	102.4	55.49	UL-RL	8.8610E+04	-6.400	0.000		
1.000	1.000	52.71	0.000	0.000	DI2_165_168_L_0							
34 D	10.84	1.3996E-05	89.60	54.18	105.6	57.10	UL-RL	8.8610E+04	-6.600	0.000		
1.000	1.000	54.18	0.000	0.000	DI2_165_168_L_0							
35 D	11.13	1.2283E-05	92.80	55.64	108.8	58.71	UL-RL	8.8610E+04	-6.800	0.000		
1.000	1.000	55.64	0.000	0.000	DI2_165_168_L_0							
36 D	11.42	1.0578E-05	96.00	57.10	112.0	60.32	UL-RL	8.8610E+04	-7.000	0.000		
1.000	1.000	57.10	0.000	0.000	DI2_165_168_L_0							
37 D	11.71	8.8780E-06	99.20	58.56	115.2	61.93	UL-RL	8.8610E+04	-7.200	0.000		
1.000	1.000	58.56	0.000	0.000	DI2_165_168_L_0							
38 D	9.003	7.1802E-06	102.4	60.02	118.4	63.53	UL-RL	8.8610E+04	-7.400	0.000		
1.000	1.000	60.02	0.000	0.000	DI2_165_168_L_0							
39 D	3.037	6.3315E-06	104.0	60.75	120.0	64.33	UL-RL	8.8610E+04	-7.500	0.000		
1.000	1.000	60.75	0.000	0.000	DI2_165_168_L_0							

```
+-------------------------------------------------------------------------------------------------------------------------+
|                   PARATIEPLUS(TM)   NLS ENGINE RELEASE  2018.0    FULL VERSION  *Build date:Nov 13, 2017*              |
|                                                                                                                         |
|                                     NewProject.BaseDesignSection_28.A1M1R1_1183                                         |
|                                  Exe Time : 4 September 2018 18:01:31                                                   |
+-------------------------------------------------------------------------------------------------------------------------+
New Project


S T R E S S   R E S U L T S   F O R   G R O U P   N O.   3

WallElement_33                                                :
ELEMENT TYPE    2 NO.OF ELEMENTS. IN THIS GROUP   38
C U R R E N T   T I M E   I S     2.0000

 WALL2D ELEMENT

   EL      TA          TB          MA          MB
-------------------------------------------------------
    1 1.86118E-03-1.86118E-03 2.19114E-12 3.72236E-04
    2 0.21955    -0.21955    -3.72236E-04 4.42816E-02
    3 0.65130    -0.65130    -4.42816E-02 0.17454
    4  1.2972     -1.2972    -0.17454     0.43399
    5  2.1575     -2.1575    -0.43399     0.86549
    6  3.2992     -3.2992    -0.86549      1.5253
    7  2.8553     -2.8553     -1.5253      2.0964
    8  2.3794     -2.3794     -2.0964      2.5723
    9  1.9140     -1.9140     -2.5723      2.9551
   10  1.4763     -1.4763     -2.9551      3.2503
   11  1.0747     -1.0747     -3.2503      3.4653
   12 0.71407    -0.71407     -3.4653      3.6081
   13 0.39698    -0.39698     -3.6081      3.6875
   14 0.12486    -0.12486     -3.6875      3.7124
   15-0.10162     0.10162     -3.7124      3.6921
   16-0.28230     0.28230     -3.6921      3.6357
   17-0.41733     0.41733     -3.6357      3.5522
   18-0.50705     0.50705     -3.5522      3.4508
   19-0.55198     0.55198     -3.4508      3.3404
   20-0.55273     0.55273     -3.3404      3.2298
   21-0.50996     0.50996     -3.2298      3.1279
   22-0.42436     0.42436     -3.1279      3.0430
   23-0.29668     0.29668     -3.0430      2.9836
   24-0.12766     0.12766     -2.9836      2.9581
   25 8.19335E-02-8.19335E-02 -2.9581      2.9745
   26-0.44178     0.44178     -2.9745      2.8861
   27-0.87346     0.87346     -2.8861      2.7115
   28 -1.2152      1.2152     -2.7115      2.4684
   29 -1.4689      1.4689     -2.4684      2.1746
   30 -1.6364      1.6364     -2.1746      1.8474
   31 -1.7193      1.7193     -1.8474      1.5035
   32 -1.7188      1.7188     -1.5035      1.1597
   33 -1.6361      1.6361     -1.1597     0.83251
   34 -1.4720      1.4720    -0.83251     0.53811
   35 -1.2271      1.2271    -0.53811     0.29269
   36-0.90169     0.90169    -0.29269     0.11235
   37-0.49599     0.49599    -0.11235     1.31527E-02
   38-0.13152     0.13152    -1.31527E-02-7.14984E-13
```

```
+-------------------------------------------------------------------------------------------------------------------------+
|                   PARATIEPLUS(TM)   NLS ENGINE RELEASE  2018.0    FULL VERSION  *Build date:Nov 13, 2017*              |
|                                                                                                                         |
|                                     NewProject.BaseDesignSection_28.A1M1R1_1183                                         |
|                                  Exe Time : 4 September 2018 18:01:31                                                   |
+-------------------------------------------------------------------------------------------------------------------------+
New Project


S T R E S S   R E S U L T S   F O R   G R O U P   N O.   4

Tieback_175                                                :
ELEMENT TYPE    6 NO.OF ELEMENTS. IN THIS GROUP    1
C U R R E N T   T I M E   I S      2.0000

 POST-TENSION 2D-BOUNDARY ELEMENT

         EL    FORCE          d0          EDISPL     pl. eps          K     -ve limit   +ve limit
-----------------------------------------------------------------------------------------------------

***** NO ONE ELEMENT ACTIVE AT CURRENT STEP *****

ITER     0 RNORM = 0.000     RMNORM= 0.000
           RINORM=0.1823E+05 RIMNOR= 478.2
           RENORM=0.1439E+05 REMNOR=0.6975E-22 RATIO =0.8882     TOLER =0.1000E-03  NOT CONVERGED
           RFMAX = 119.9     RMMAX = 3.712
           RTSMAL=0.1000E-02 RMSMAL=0.1000E-04
           RDT   =0.1823E+05 RDR   = 478.2
           RATIOT=0.8882     RATIOR= 0.000
           MAX UN=0.4051E-10 IEQ=     7 NODE      4 DOF   1  Y-DISPL.F
           MIN UN=-119.9     IEQ=     1 NODE      1 DOF   1  Y-DISPL.F
           NO. OF CONTACT CONSTRAINT VIOLATIONS     0


ITER     2 RNORM = 0.000     RMNORM= 0.000
           RINORM=0.1823E+05 RIMNOR= 478.2
           RENORM= 247.4     REMNOR=0.1991E-19 RATIO =0.1165     TOLER =0.1000E-03  NOT CONVERGED
           RFMAX = 119.9     RMMAX = 3.712
           RTSMAL=0.1000E-02 RMSMAL=0.1000E-04
           RDT   =0.1823E+05 RDR   = 478.2
           RATIOT=0.1165     RATIOR= 0.000
           MAX UN=0.5351     IEQ=    73 NODE     37 DOF   1  Y-DISPL.F
           MIN UN=-7.731     IEQ=     3 NODE      2 DOF   1  Y-DISPL.F
           NO. OF CONTACT CONSTRAINT VIOLATIONS     0


ITER     3 RNORM = 0.000     RMNORM= 0.000
           RINORM=0.1823E+05 RIMNOR= 478.2
           RENORM= 14.98     REMNOR=0.6321E-19 RATIO =0.2866E-01 TOLER =0.1000E-03  NOT CONVERGED
           RFMAX = 119.9     RMMAX = 3.712
           RTSMAL=0.1000E-02 RMSMAL=0.1000E-04
           RDT   =0.1823E+05 RDR   = 478.2
           RATIOT=0.2866E-01 RATIOR= 0.000
           MAX UN= 1.260     IEQ=    75 NODE     38 DOF   1  Y-DISPL.F
           MIN UN=-2.347     IEQ=    27 NODE     14 DOF   1  Y-DISPL.F
           NO. OF CONTACT CONSTRAINT VIOLATIONS     0


ITER     4 RNORM = 0.000     RMNORM= 0.000
           RINORM=0.1823E+05 RIMNOR= 478.2
           RENORM=0.2982E-01 REMNOR=0.1119E-19 RATIO =0.1279E-02 TOLER =0.1000E-03  NOT CONVERGED
           RFMAX = 119.9     RMMAX = 3.712
           RTSMAL=0.1000E-02 RMSMAL=0.1000E-04
           RDT   =0.1823E+05 RDR   = 478.2
           RATIOT=0.1279E-02 RATIOR= 0.000
           MAX UN=0.1727     IEQ=    67 NODE     34 DOF   1  Y-DISPL.F
           MIN UN=-.6644E-09 IEQ=    11 NODE      6 DOF   1  Y-DISPL.F
           NO. OF CONTACT CONSTRAINT VIOLATIONS     0


ITER     5 RNORM = 0.000     RMNORM= 0.000
```

```
RINORM=0.1823E+05 RIMNOR= 478.2
RENORM=0.2514E-04 REMNOR=0.9198E-20 RATIO =0.3713E-04 TOLER =0.1000E-03      CONVERGED !
RFMAX = 119.9     RMMAX = 3.712
RTSMAL=0.1000E-02 RMSMAL=0.1000E-04
RDT   =0.1823E+05 RDR   = 478.2
RATIOT=0.3713E-04 RATIOR= 0.000
MAX UN=0.1008E-08 IEQ=     5 NODE      3 DOF   1  Y-DISPL.F
MIN UN=-.3558E-02 IEQ=    53 NODE     27 DOF   1  Y-DISPL.F
NO. OF CONTACT CONSTRAINT VIOLATIONS     0
```

```
+-------------------------------------------------------------------------------------------------------------------------+
|                   PARATIEPLUS(TM)   NLS ENGINE RELEASE  2018.0    FULL VERSION  *Build date:Nov 13, 2017*               |
|                                                                                                                         |
|                                      NewProject.BaseDesignSection_28.A1M1R1_1183                                        |
|                                   Exe Time : 4 September 2018 18:01:31                                                  |
+-------------------------------------------------------------------------------------------------------------------------+
New Project
SOLUTION REACHED USING     5 ITERATIONS ON   40

P R I N T   O U T   F O R   T I M E   S T E P    3     ( AT TIME   3.000     )

PRINT OUT OF ACTIVE COMPONENTS (FIXED NODES ARE NOT PRINTED OUT)

          Y-DISPL.F        X-ROT. F
            (02)             (04)           (
    1  -1.5932484E-03   4.2832959E-04
    2  -1.5076473E-03   4.2735647E-04
    3  -1.4224336E-03   4.2446589E-04
    4  -1.3379831E-03   4.1974370E-04
    5  -1.2546488E-03   4.1333240E-04
    6  -1.1727508E-03   4.0541169E-04
    7  -1.0925723E-03   3.9616738E-04
    8  -1.0143601E-03   3.8577830E-04
    9  -9.3832592E-04   3.7441540E-04
   10  -8.6464801E-04   3.6224192E-04
   11  -7.9347280E-04   3.4941373E-04
   12  -7.2491625E-04   3.3607957E-04
   13  -6.5906524E-04   3.2238139E-04
   14  -5.9597893E-04   3.0845467E-04
   15  -5.3568999E-04   2.9442874E-04
   16  -4.7820581E-04   2.8042713E-04
   17  -4.2350937E-04   2.6656785E-04
   18  -3.7156137E-04   2.5296397E-04
   19  -3.2229955E-04   2.3972358E-04
   20  -2.7564090E-04   2.2694877E-04
   21  -2.3148308E-04   2.1473175E-04
   22  -1.8970589E-04   2.0315264E-04
   23  -1.5017490E-04   1.9228045E-04
   24  -1.1274270E-04   1.8217346E-04
   25  -7.7251290E-05   1.7287983E-04
   26  -4.3533974E-05   1.6443815E-04
   27  -1.1416940E-05   1.5688519E-04
   28   1.9281183E-05   1.5025085E-04
   29   4.8745280E-05   1.4454472E-04
   30   7.7160130E-05   1.3975449E-04
   31   1.0470592E-04   1.3584698E-04
   32   1.3155415E-04   1.3276997E-04
   33   1.5786445E-04   1.3045307E-04
   34   1.8378018E-04   1.2880813E-04
   35   2.0942557E-04   1.2773113E-04
   36   2.3490286E-04   1.2710756E-04
   37   2.6029061E-04   1.2681622E-04
   38   2.8564284E-04   1.2672921E-04
   39   2.9831585E-04   1.2672480E-04
```

```
+-------------------------------------------------------------------------------------------------------------------------------+
|                   PARATIEPLUS(TM)   NLS ENGINE RELEASE  2018.0    FULL VERSION  *Build date:Nov 13, 2017*                    |
|                                                                                                                               |
|                                    NewProject.BaseDesignSection_28.A1M1R1_1183                                                |
|                                  Exe Time : 4 September 2018 18:01:31                                                         |
+-------------------------------------------------------------------------------------------------------------------------------+
New Project


S T R E S S   R E S U L T S   F O R   G R O U P   N O.   1

0_L                                                          :
ELEMENT TYPE    5 NO.OF ELEMENTS. IN THIS GROUP   39
C U R R E N T   T I M E   I S      3.0000

 HARDENING 2D SOIL ELEMENT

 ****** TOTAL STRESS FORMULATION *****

  EL *   FORCE     DISPL-Y  VERTICAL-P  HORIZON.-P     MAX-V-P     MAX-H-P           STATE   STIFFNESS Z-LEVEL      PORE
E FACTOR    UFACTOR       Peq           Su_a         Su_p     LAYER
 ------------------------------------------------------------------------------------------------------------------------------
-------------------------------------------------------------------------------------------
   1 D  3.0321E-02  1.5932E-03  5.5891E-02  0.3032      5.5891E-02   2.014         PASSIVE   0.000       0.000       0.000
1.000       1.000      0.3032       0.000       0.000     DI1_164_167_L_0
   2 D   3.546      1.5076E-03   3.269       17.73       3.269       17.73         PASSIVE   0.000     -0.2000       0.000
1.000       1.000       17.73       0.000       0.000     DI1_164_167_L_0
   3 D   7.034      1.4224E-03   6.483       35.17       6.483       35.17         PASSIVE   0.000     -0.4000       0.000
1.000       1.000       35.17       0.000       0.000     DI1_164_167_L_0
   4 D   10.52      1.3380E-03   9.699       52.62       9.699       52.62         PASSIVE   0.000     -0.6000       0.000
1.000       1.000       52.62       0.000       0.000     DI1_164_167_L_0
   5 D   11.62      1.2546E-03   12.92       58.12       12.92       58.12            V-C  3.8971E+04 -0.8000       0.000
1.000       1.000       58.12       0.000       0.000     DI1_164_167_L_0
   6 D   11.27      1.1728E-03   16.14       56.34       16.14       56.34            V-C  3.8971E+04  -1.000       0.000
1.000       1.000       56.34       0.000       0.000     DI1_164_167_L_0
   7 D   10.99      1.0926E-03   19.36       54.93       19.36       54.93            V-C  3.8971E+04  -1.200       0.000
1.000       1.000       54.93       0.000       0.000     DI1_164_167_L_0
   8 D   10.72      1.0144E-03   22.58       53.59       22.58       53.59            V-C  3.8971E+04  -1.400       0.000
1.000       1.000       53.59       0.000       0.000     DI1_164_167_L_0
   9 D   10.47      9.3833E-04   25.80       52.33       25.80       52.33            V-C  3.8971E+04  -1.600       0.000
1.000       1.000       52.33       0.000       0.000     DI1_164_167_L_0
  10 D   10.23      8.6465E-04   29.03       51.16       29.03       51.16            V-C  3.8971E+04  -1.800       0.000
1.000       1.000       51.16       0.000       0.000     DI1_164_167_L_0
  11 D   10.02      7.9347E-04   32.26       50.08       32.26       50.08            V-C  3.8971E+04  -2.000       0.000
1.000       1.000       50.08       0.000       0.000     DI1_164_167_L_0
  12 D   9.820      7.2492E-04   35.49       49.10       35.49       49.10            V-C  3.8971E+04  -2.200       0.000
1.000       1.000       49.10       0.000       0.000     DI1_164_167_L_0
  13 D   9.645      6.5907E-04   38.72       48.22       38.72       48.22            V-C  3.8971E+04  -2.400       0.000
1.000       1.000       48.22       0.000       0.000     DI1_164_167_L_0
  14 D   9.490      5.9598E-04   41.95       47.45       41.95       47.45            V-C  3.8971E+04  -2.600       0.000
1.000       1.000       47.45       0.000       0.000     DI1_164_167_L_0
  15 D   9.356      5.3569E-04   45.19       46.78       45.19       46.78            V-C  3.8971E+04  -2.800       0.000
1.000       1.000       46.78       0.000       0.000     DI1_164_167_L_0
  16 D   9.243      4.7821E-04   48.43       46.21       48.43       46.21            V-C  3.8971E+04  -3.000       0.000
1.000       1.000       46.21       0.000       0.000     DI1_164_167_L_0
  17 D   9.151      4.2351E-04   51.66       45.75       51.66       45.75            V-C  3.8971E+04  -3.200       0.000
1.000       1.000       45.75       0.000       0.000     DI1_164_167_L_0
  18 D   9.079      3.7156E-04   54.90       45.40       54.90       45.40            V-C  3.8971E+04  -3.400       0.000
1.000       1.000       45.40       0.000       0.000     DI1_164_167_L_0
  19 D   9.028      3.2230E-04   58.14       45.14       58.14       45.14          UL-RL  6.2354E+04  -3.600       0.000
1.000       1.000       45.14       0.000       0.000     DI1_164_167_L_0
  20 D   8.996      2.7564E-04   61.39       44.98       61.39       44.98          UL-RL  6.2354E+04  -3.800       0.000
1.000       1.000       44.98       0.000       0.000     DI1_164_167_L_0
  21 D   8.983      2.3148E-04   64.63       44.91       64.63       44.92          UL-RL  6.2354E+04  -4.000       0.000
1.000       1.000       44.91       0.000       0.000     DI1_164_167_L_0
  22 D   8.987      1.8971E-04   67.87       44.94       67.87       44.94          UL-RL  6.2354E+04  -4.200       0.000
1.000       1.000       44.94       0.000       0.000     DI1_164_167_L_0
  23 D   9.009      1.5017E-04   71.12       45.04       71.12       45.05          UL-RL  6.2354E+04  -4.400       0.000
1.000       1.000       45.04       0.000       0.000     DI1_164_167_L_0
  24 D   9.045      1.1274E-04   74.37       45.23       74.37       45.24          UL-RL  6.2354E+04  -4.600       0.000
1.000       1.000       45.23       0.000       0.000     DI1_164_167_L_0
```

```
  25 D   9.097      7.7251E-05   77.61       45.48       77.61       45.50          UL-RL  6.2354E+04  -4.800       0.000
1.000       1.000       45.48       0.000       0.000     DI1_164_167_L_0
  26 D   9.638      4.3534E-05   80.86       48.19       80.86       48.23          UL-RL  1.5029E+05  -5.000       0.000
1.000       1.000       48.19       0.000       0.000     DI2_165_168_L_0
  27 D   9.361      1.1417E-05   84.11       46.80       84.11       46.85          UL-RL  1.5029E+05  -5.200       0.000
1.000       1.000       46.80       0.000       0.000     DI2_165_168_L_0
  28 D   8.897     -1.9281E-05   87.36       44.48       87.36       47.38          UL-RL  1.5029E+05  -5.400       0.000
1.000       1.000       44.48       0.000       0.000     DI2_165_168_L_0
  29 D   8.336     -4.8745E-05   90.61       41.68       90.61       49.01          UL-RL  1.5029E+05  -5.600       0.000
1.000       1.000       41.68       0.000       0.000     DI2_165_168_L_0
  30 D   7.807     -7.7160E-05   93.86       39.04       93.86       50.63          UL-RL  1.5029E+05  -5.800       0.000
1.000       1.000       39.04       0.000       0.000     DI2_165_168_L_0
  31 D   7.304     -1.0471E-04   97.11       36.52       97.11       52.25          UL-RL  1.5029E+05  -6.000       0.000
1.000       1.000       36.52       0.000       0.000     DI2_165_168_L_0
  32 D   6.820     -1.3155E-04   100.4       34.10       100.4       53.87          UL-RL  1.5029E+05  -6.200       0.000
1.000       1.000       34.10       0.000       0.000     DI2_165_168_L_0
  33 D   6.353     -1.5786E-04   103.6       31.76       103.6       55.49          UL-RL  1.5029E+05  -6.400       0.000
1.000       1.000       31.76       0.000       0.000     DI2_165_168_L_0
  34 D   6.088     -1.8378E-04   106.9       30.44       106.9       57.10          ACTIVE   0.000      -6.600       0.000
1.000       1.000       30.44       0.000       0.000     DI2_165_168_L_0
  35 D   6.280     -2.0943E-04   110.1       31.40       110.1       58.71          ACTIVE   0.000      -6.800       0.000
1.000       1.000       31.40       0.000       0.000     DI2_165_168_L_0
  36 D   6.472     -2.3490E-04   113.4       32.36       113.4       60.32          ACTIVE   0.000      -7.000       0.000
1.000       1.000       32.36       0.000       0.000     DI2_165_168_L_0
  37 D   6.664     -2.6029E-04   116.6       33.32       116.6       61.93          ACTIVE   0.000      -7.200       0.000
1.000       1.000       33.32       0.000       0.000     DI2_165_168_L_0
  38 D   5.142     -2.8564E-04   119.9       34.28       119.9       63.53          ACTIVE   0.000      -7.400       0.000
1.000       1.000       34.28       0.000       0.000     DI2_165_168_L_0
  39 D   1.738     -2.9832E-04   121.5       34.76       121.5       64.33          ACTIVE   0.000      -7.500       0.000
1.000       1.000       34.76       0.000       0.000     DI2_165_168_L_0
```

```
+-------------------------------------------------------------------------------------------------------------------------------+
|                   PARATIEPLUS(TM)   NLS ENGINE RELEASE  2018.0    FULL VERSION  *Build date:Nov 13, 2017*                    |
|                                                                                                                               |
|                                    NewProject.BaseDesignSection_28.A1M1R1_1183                                                |
|                                  Exe Time : 4 September 2018 18:01:31                                                         |
+-------------------------------------------------------------------------------------------------------------------------------+
New Project


S T R E S S   R E S U L T S   F O R   G R O U P   N O.   2

0_R                                                          :
ELEMENT TYPE    5 NO.OF ELEMENTS. IN THIS GROUP   39
C U R R E N T   T I M E   I S      3.0000

 HARDENING 2D SOIL ELEMENT

 ****** TOTAL STRESS FORMULATION *****

  EL *   FORCE     DISPL-Y  VERTICAL-P  HORIZON.-P     MAX-V-P     MAX-H-P           STATE   STIFFNESS Z-LEVEL      PORE
E FACTOR    UFACTOR       Peq           Su_a         Su_p     LAYER
 ------------------------------------------------------------------------------------------------------------------------------
-------------------------------------------------------------------------------------------
   1     0.000         --          --          --          --          --          REMOVED     --        0.000       0.000
1.000       1.000       0.000       0.000       0.000     not available
   2     0.000         --          --          --          --          --          REMOVED     --      -0.2000       0.000
1.000       1.000       0.000       0.000       0.000     not available
   3     0.000         --          --          --          --          --          REMOVED     --      -0.4000       0.000
1.000       1.000       0.000       0.000       0.000     not available
   4     0.000         --          --          --          --          --          REMOVED     --      -0.6000       0.000
1.000       1.000       0.000       0.000       0.000     not available
   5     0.000         --          --          --          --          --          REMOVED     --      -0.8000       0.000
1.000       1.000       0.000       0.000       0.000     not available
   6 D   0.000     -1.1728E-03   0.000       0.000       16.00       10.63         ACTIVE   0.000      -1.000       0.000
1.000       1.000       0.000       0.000       0.000     DI1_164_167_L_0
   7 D  0.2131     -1.0926E-03   3.200       1.066       19.20       12.35         ACTIVE   0.000      -1.200       0.000
1.000       1.000       1.066       0.000       0.000     DI1_164_167_L_0
   8 D  0.4262     -1.0144E-03   6.400       2.131       22.40       14.06         ACTIVE   0.000      -1.400       0.000
1.000       1.000       2.131       0.000       0.000     DI1_164_167_L_0
   9 D  0.6394     -9.3833E-04   9.600       3.197       25.60       15.76         ACTIVE   0.000      -1.600       0.000
1.000       1.000       3.197       0.000       0.000     DI1_164_167_L_0
  10 D  0.8525     -8.6465E-04   12.80       4.262       28.80       17.46         ACTIVE   0.000      -1.800       0.000
1.000       1.000       4.262       0.000       0.000     DI1_164_167_L_0
  11 D   1.066     -7.9347E-04   16.00       5.328       32.00       19.16         ACTIVE   0.000      -2.000       0.000
1.000       1.000       5.328       0.000       0.000     DI1_164_167_L_0
  12 D   1.279     -7.2492E-04   19.20       6.394       35.20       20.85         ACTIVE   0.000      -2.200       0.000
1.000       1.000       6.394       0.000       0.000     DI1_164_167_L_0
  13 D   1.492     -6.5907E-04   22.40       7.459       38.40       22.54         ACTIVE   0.000      -2.400       0.000
1.000       1.000       7.459       0.000       0.000     DI1_164_167_L_0
  14 D   1.705     -5.9598E-04   25.60       8.525       41.60       24.22         ACTIVE   0.000      -2.600       0.000
1.000       1.000       8.525       0.000       0.000     DI1_164_167_L_0
  15 D   1.918     -5.3569E-04   28.80       9.590       44.80       25.90         ACTIVE   0.000      -2.800       0.000
1.000       1.000       9.590       0.000       0.000     DI1_164_167_L_0
  16 D   2.131     -4.7821E-04   32.00       10.66       48.00       27.58         ACTIVE   0.000      -3.000       0.000
1.000       1.000       10.66       0.000       0.000     DI1_164_167_L_0
  17 D   2.344     -4.2351E-04   35.20       11.72       51.20       29.25         ACTIVE   0.000      -3.200       0.000
1.000       1.000       11.72       0.000       0.000     DI1_164_167_L_0
  18 D   2.557     -3.7156E-04   38.40       12.79       54.40       30.92         ACTIVE   0.000      -3.400       0.000
1.000       1.000       12.79       0.000       0.000     DI1_164_167_L_0
  19 D   2.971     -3.2230E-04   41.60       14.86       57.60       32.58          UL-RL  4.1569E+04  -3.600       0.000
1.000       1.000       14.86       0.000       0.000     DI1_164_167_L_0
  20 D   3.695     -2.7564E-04   44.80       18.48       60.80       34.24          UL-RL  4.1569E+04  -3.800       0.000
1.000       1.000       18.48       0.000       0.000     DI1_164_167_L_0
  21 D   4.397     -2.3148E-04   48.00       21.98       64.00       35.89          UL-RL  4.1569E+04  -4.000       0.000
1.000       1.000       21.98       0.000       0.000     DI1_164_167_L_0
  22 D   5.078     -1.8971E-04   51.20       25.39       67.20       37.55          UL-RL  4.1569E+04  -4.200       0.000
1.000       1.000       25.39       0.000       0.000     DI1_164_167_L_0
  23 D   5.739     -1.5017E-04   54.40       28.69       70.40       39.19          UL-RL  4.1569E+04  -4.400       0.000
1.000       1.000       28.69       0.000       0.000     DI1_164_167_L_0
  24 D   6.381     -1.1274E-04   57.60       31.91       73.60       40.84          UL-RL  4.1569E+04  -4.600       0.000
1.000       1.000       31.91       0.000       0.000     DI1_164_167_L_0
```

25 D	7.007	-7.7251E-05	60.80	35.03	76.80	42.48	UL-RL	4.1569E+04	-4.800	0.000		
1.000	1.000	35.03	0.000	0.000	DI1_164_167_L_0							
26 D	7.207	-4.3534E-05	64.00	36.04	80.00	44.12	UL-RL	8.8610E+04	-5.000	0.000		
1.000	1.000	36.04	0.000	0.000	DI2_165_168_L_0							
27 D	8.105	-1.1417E-05	67.20	40.52	83.20	45.75	UL-RL	8.8610E+04	-5.200	0.000		
1.000	1.000	40.52	0.000	0.000	DI2_165_168_L_0							
28 D	8.977	1.9281E-05	70.40	44.88	86.40	47.38	UL-RL	8.8610E+04	-5.400	0.000		
1.000	1.000	44.88	0.000	0.000	DI2_165_168_L_0							
29 D	9.775	4.8745E-05	73.60	48.87	89.60	49.44	UL-RL	8.8610E+04	-5.600	0.000		
1.000	1.000	48.87	0.000	0.000	DI2_165_168_L_0							
30 D	10.46	7.7160E-05	76.80	52.29	92.80	52.29	V-C	5.5381E+04	-5.800	0.000		
1.000	1.000	52.29	0.000	0.000	DI2_165_168_L_0							
31 D	11.09	1.0471E-04	80.00	55.44	96.00	55.44	V-C	5.5381E+04	-6.000	0.000		
1.000	1.000	55.44	0.000	0.000	DI2_165_168_L_0							
32 D	11.71	1.3155E-04	83.20	58.55	99.20	58.55	V-C	5.5381E+04	-6.200	0.000		
1.000	1.000	58.55	0.000	0.000	DI2_165_168_L_0							
33 D	12.33	1.5786E-04	86.40	61.63	102.4	61.63	V-C	5.5381E+04	-6.400	0.000		
1.000	1.000	61.63	0.000	0.000	DI2_165_168_L_0							
34 D	12.94	1.8378E-04	89.60	64.68	105.6	64.68	V-C	5.5381E+04	-6.600	0.000		
1.000	1.000	64.68	0.000	0.000	DI2_165_168_L_0							
35 D	13.54	2.0943E-04	92.80	67.71	108.8	67.71	V-C	5.5381E+04	-6.800	0.000		
1.000	1.000	67.71	0.000	0.000	DI2_165_168_L_0							
36 D	14.15	2.3490E-04	96.00	70.73	112.0	70.73	V-C	5.5381E+04	-7.000	0.000		
1.000	1.000	70.73	0.000	0.000	DI2_165_168_L_0							
37 D	14.75	2.6029E-04	99.20	73.75	115.2	73.75	V-C	5.5381E+04	-7.200	0.000		
1.000	1.000	73.75	0.000	0.000	DI2_165_168_L_0							
38 D	11.51	2.8564E-04	102.4	76.76	118.4	76.76	V-C	5.5381E+04	-7.400	0.000		
1.000	1.000	76.76	0.000	0.000	DI2_165_168_L_0							
39 D	3.913	2.9832E-04	104.0	78.26	120.0	78.26	V-C	5.5381E+04	-7.500	0.000		
1.000	1.000	78.26	0.000	0.000	DI2_165_168_L_0							

```
+-------------------------------------------------------------------------------------------------------------------------+
|                   PARATIEPLUS(TM)   NLS ENGINE RELEASE  2018.0    FULL VERSION  *Build date:Nov 13, 2017*              |
|                                                                                                                         |
|                                     NewProject.BaseDesignSection_28.A1M1R1_1183                                         |
|                                  Exe Time : 4 September 2018 18:01:31                                                   |
+-------------------------------------------------------------------------------------------------------------------------+
New Project


S T R E S S   R E S U L T S   F O R   G R O U P   N O.   3

WallElement_33                                                :
ELEMENT TYPE    2 NO.OF ELEMENTS. IN THIS GROUP   38
C U R R E N T   T I M E   I S     3.0000

 WALL2D ELEMENT

   EL      TA          TB          MA          MB
-------------------------------------------------------
    1 -119.91      119.91    -5.45208E-11 -23.983
    2 -116.37      116.37      23.983     -47.256
    3 -109.33      109.33      47.256     -69.123
    4 -98.811      98.811      69.123     -88.885
    5 -87.186      87.186      88.885     -106.32
    6 -75.918      75.918      106.32     -121.51
    7 -65.146      65.146      121.51     -134.54
    8 -54.855      54.855      134.54     -145.51
    9 -45.029      45.029      145.51     -154.51
   10 -35.650      35.650      154.51     -161.64
   11 -26.699      26.699      161.64     -166.98
   12 -18.158      18.158      166.98     -170.61
   13 -10.005      10.005      170.61     -172.61
   14 -2.2202      2.2202      172.61     -173.06
   15  5.2173     -5.2173      173.06     -172.02
   16  12.329     -12.329      172.02     -169.55
   17  19.135     -19.135      169.55     -165.72
   18  25.657     -25.657      165.72     -160.59
   19  31.714     -31.714      160.59     -154.25
   20  37.015     -37.015      154.25     -146.85
   21  41.601     -41.601      146.85     -138.53
   22  45.511     -45.511      138.53     -129.42
   23  48.781     -48.781      129.42     -119.67
   24  51.446     -51.446      119.67     -109.38
   25  53.537     -53.537      109.38     -98.670
   26  55.971     -55.971      98.670     -87.476
   27  57.231     -57.231      87.476     -76.030
   28  57.150     -57.150      76.030     -64.600
   29  55.712     -55.712      64.600     -53.457
   30  53.062     -53.062      53.457     -42.845
   31  49.278     -49.278      42.845     -32.989
   32  44.388     -44.388      32.989     -24.112
   33  38.416     -38.416      24.112     -16.428
   34  31.569     -31.569      16.428     -10.115
   35  24.307     -24.307      10.115     -5.2533
   36  16.632     -16.632      5.2533     -1.9269
   37  8.5468     -8.5468      1.9269    -0.21752
   38  2.1751     -2.1751     0.21752    -1.28759E-11
```

```
+-----------------------------------------------------------------------------------------------------------------------+
|                  PARATIEPLUS(TM)   NLS ENGINE RELEASE  2018.0    FULL VERSION  *Build date:Nov 13, 2017*              |
|                                                                                                                       |
|                                     NewProject.BaseDesignSection_28.A1M1R1_1183                                       |
|                                 Exe Time : 4 September 2018 18:01:31                                                  |
+-----------------------------------------------------------------------------------------------------------------------+
New Project


S T R E S S   R E S U L T S   F O R   G R O U P   N O.   4

Tieback_175                                                  :
ELEMENT TYPE    6 NO.OF ELEMENTS. IN THIS GROUP    1
C U R R E N T   T I M E   I S     3.0000

 POST-TENSION 2D-BOUNDARY ELEMENT

         EL    FORCE          d0          EDISPL     pl. eps          K     -ve limit   +ve limit
-------------------------------------------------------------------------------------------------------
ANCHOR    1   138.50     -1.46124E-03 -1.46124E-03   0.0000       0.0000       0.0000       0.0000     BORN NOW JUST
ACTIVATED

ITER     0 RNORM = 0.000     RMNORM= 0.000
           RINORM=0.2448E+06 RIMNOR=0.1002E+07
           RENORM= 417.4     REMNOR=0.9198E-20 RATIO =0.4129E-01 TOLER =0.1000E-03  NOT CONVERGED
           RFMAX = 119.9     RMMAX = 173.1
           RTSMAL=0.1000E-02 RMSMAL=0.1000E-02
           RDT   =0.2448E+06 RDR   =0.1002E+07
           RATIOT=0.4129E-01 RATIOR= 0.000
           MAX UN= 6.380     IEQ=    47 NODE     24 DOF   1  Y-DISPL.F
           MIN UN=-.1054E-08 IEQ=     3 NODE      2 DOF   1  Y-DISPL.F
           NO. OF CONTACT CONSTRAINT VIOLATIONS     0


ITER     2 RNORM = 0.000     RMNORM= 0.000
           RINORM=0.2448E+06 RIMNOR=0.1002E+07
           RENORM= 29.52     REMNOR=0.9523E-19 RATIO =0.1098E-01 TOLER =0.1000E-03  NOT CONVERGED
           RFMAX = 119.9     RMMAX = 173.1
           RTSMAL=0.1000E-02 RMSMAL=0.1000E-02
           RDT   =0.2448E+06 RDR   =0.1002E+07
           RATIOT=0.1098E-01 RATIOR= 0.000
           MAX UN= 3.624     IEQ=    65 NODE     33 DOF   1  Y-DISPL.F
           MIN UN=-.2532E-08 IEQ=    75 NODE     38 DOF   1  Y-DISPL.F
           NO. OF CONTACT CONSTRAINT VIOLATIONS     0


ITER     3 RNORM = 0.000     RMNORM= 0.000
           RINORM=0.2448E+06 RIMNOR=0.1002E+07
           RENORM=0.3719     REMNOR=0.1175E-19 RATIO =0.1233E-02 TOLER =0.1000E-03  NOT CONVERGED
           RFMAX = 119.9     RMMAX = 173.1
           RTSMAL=0.1000E-02 RMSMAL=0.1000E-02
           RDT   =0.2448E+06 RDR   =0.1002E+07
           RATIOT=0.1233E-02 RATIOR= 0.000
           MAX UN=0.5932     IEQ=    55 NODE     28 DOF   1  Y-DISPL.F
           MIN UN=-.3953E-09 IEQ=    59 NODE     30 DOF   1  Y-DISPL.F
           NO. OF CONTACT CONSTRAINT VIOLATIONS     0


ITER     4 RNORM = 0.000     RMNORM= 0.000
           RINORM=0.2448E+06 RIMNOR=0.1002E+07
           RENORM=0.1995E-16 REMNOR=0.5491E-19 RATIO =0.9026E-11 TOLER =0.1000E-03      CONVERGED !
           RFMAX = 119.9     RMMAX = 173.1
           RTSMAL=0.1000E-02 RMSMAL=0.1000E-02
           RDT   =0.2448E+06 RDR   =0.1002E+07
           RATIOT=0.9026E-11 RATIOR= 0.000
           MAX UN=0.2992E-08 IEQ=    75 NODE     38 DOF   1  Y-DISPL.F
           MIN UN=-.2926E-08 IEQ=    77 NODE     39 DOF   1  Y-DISPL.F
           NO. OF CONTACT CONSTRAINT VIOLATIONS     0
```

```
+-------------------------------------------------------------------------------------------------------------------------+
|                   PARATIEPLUS(TM)   NLS ENGINE RELEASE  2018.0    FULL VERSION  *Build date:Nov 13, 2017*               |
|                                                                                                                         |
|                                      NewProject.BaseDesignSection_28.A1M1R1_1183                                        |
|                                   Exe Time : 4 September 2018 18:01:31                                                  |
+-------------------------------------------------------------------------------------------------------------------------+
New Project
SOLUTION REACHED USING     4 ITERATIONS ON   40

P R I N T   O U T   F O R   T I M E   S T E P    4     ( AT TIME   4.000     )

PRINT OUT OF ACTIVE COMPONENTS (FIXED NODES ARE NOT PRINTED OUT)

          Y-DISPL.F        X-ROT. F
            (02)             (04)            (
    1  -1.3629723E-03   5.0003338E-04
    2  -1.2630307E-03   4.9905789E-04
    3  -1.1634778E-03   4.9615360E-04
    4  -1.0646930E-03   4.9139279E-04
    5  -9.6703587E-04   4.8490356E-04
    6  -8.7083584E-04   4.7685051E-04
    7  -7.7638859E-04   4.6740351E-04
    8  -6.8395644E-04   4.5672646E-04
    9  -5.9376943E-04   4.4497804E-04
   10  -5.0602640E-04   4.3231193E-04
   11  -4.2089591E-04   4.1887711E-04
   12  -3.3851716E-04   4.0481817E-04
   13  -2.5900088E-04   3.9027560E-04
   14  -1.8243005E-04   3.7538613E-04
   15  -1.0886067E-04   3.6028309E-04
   16  -3.8322372E-05   3.4509672E-04
   17   2.9181297E-05   3.2995449E-04
   18   9.3671061E-05   3.1498172E-04
   19   1.5519349E-04   3.0030152E-04
   20   2.1381927E-04   2.8603536E-04
   21   2.6964298E-04   2.7230350E-04
   22   3.2278395E-04   2.5922497E-04
   23   3.7338442E-04   2.4691830E-04
   24   4.2161059E-04   2.3550157E-04
   25   4.6765224E-04   2.2509274E-04
   26   5.1172127E-04   2.1578765E-04
   27   5.5404285E-04   2.0761896E-04
   28   5.9484299E-04   2.0056547E-04
   29   6.3434060E-04   1.9458531E-04
   30   6.7274490E-04   1.8962191E-04
   31   7.1025257E-04   1.8560671E-04
   32   7.4704536E-04   1.8246097E-04
   33   7.8328886E-04   1.8009646E-04
   34   8.1912954E-04   1.7841582E-04
   35   8.5469370E-04   1.7731284E-04
   36   8.9008554E-04   1.7667283E-04
   37   9.2538535E-04   1.7637319E-04
   38   9.6064864E-04   1.7628354E-04
   39   9.7827722E-04   1.7627899E-04
```

```
+-------------------------------------------------------------------------------------------------------------------------------+
|                   PARATIEPLUS(TM)   NLS ENGINE RELEASE  2018.0    FULL VERSION  *Build date:Nov 13, 2017*                    |
|                                                                                                                               |
|                                    NewProject.BaseDesignSection_28.A1M1R1_1183                                                |
|                                  Exe Time : 4 September 2018 18:01:31                                                         |
+-------------------------------------------------------------------------------------------------------------------------------+
New Project


S T R E S S   R E S U L T S   F O R   G R O U P   N O.   1

0_L                                                          :
ELEMENT TYPE    5 NO.OF ELEMENTS. IN THIS GROUP   39
C U R R E N T   T I M E   I S      4.0000

 HARDENING 2D SOIL ELEMENT

 ****** TOTAL STRESS FORMULATION *****

  EL *   FORCE     DISPL-Y  VERTICAL-P  HORIZON.-P     MAX-V-P     MAX-H-P           STATE   STIFFNESS Z-LEVEL      PORE
E FACTOR    UFACTOR       Peq           Su_a         Su_p     LAYER
 ------------------------------------------------------------------------------------------------------------------------------
-------------------------------------------------------------------------------------------
   1 D  3.0321E-02  1.3630E-03  5.5891E-02  0.3032      5.5891E-02   2.014         PASSIVE   0.000       0.000       0.000
1.000       1.000       0.3032       0.000       0.000     DI1_164_167_L_0
   2 D   2.733      1.2630E-03   3.269       13.66       3.269       17.73          UL-RL  1.6628E+04 -0.2000       0.000
1.000       1.000       13.66       0.000       0.000     DI1_164_167_L_0
   3 D   6.173      1.1635E-03   6.483       30.86       6.483       35.17          UL-RL  1.6628E+04 -0.4000       0.000
1.000       1.000       30.86       0.000       0.000     DI1_164_167_L_0
   4 D   9.614      1.0647E-03   9.699       48.07       9.699       52.62          UL-RL  1.6628E+04 -0.6000       0.000
1.000       1.000       48.07       0.000       0.000     DI1_164_167_L_0
   5 D   10.67      9.6704E-04   12.92       53.34       12.92       58.12          UL-RL  1.6628E+04 -0.8000       0.000
1.000       1.000       53.34       0.000       0.000     DI1_164_167_L_0
   6 D   10.26      8.7084E-04   16.14       51.32       16.14       56.34          UL-RL  1.6628E+04  -1.000       0.000
1.000       1.000       51.32       0.000       0.000     DI1_164_167_L_0
   7 D   9.934      7.7639E-04   19.36       49.67       19.36       54.93          UL-RL  1.6628E+04  -1.200       0.000
1.000       1.000       49.67       0.000       0.000     DI1_164_167_L_0
   8 D   9.619      6.8396E-04   22.58       48.09       22.58       53.59          UL-RL  1.6628E+04  -1.400       0.000
1.000       1.000       48.09       0.000       0.000     DI1_164_167_L_0
   9 D   9.320      5.9377E-04   25.80       46.60       25.80       52.33          UL-RL  1.6628E+04  -1.600       0.000
1.000       1.000       46.60       0.000       0.000     DI1_164_167_L_0
  10 D   9.039      5.0603E-04   29.03       45.19       29.03       51.16          UL-RL  1.6628E+04  -1.800       0.000
1.000       1.000       45.19       0.000       0.000     DI1_164_167_L_0
  11 D   8.777      4.2090E-04   32.26       43.89       32.26       50.08          UL-RL  1.6628E+04  -2.000       0.000
1.000       1.000       43.89       0.000       0.000     DI1_164_167_L_0
  12 D   8.535      3.3852E-04   35.49       42.68       35.49       49.10          UL-RL  1.6628E+04  -2.200       0.000
1.000       1.000       42.68       0.000       0.000     DI1_164_167_L_0
  13 D   8.314      2.5900E-04   38.72       41.57       38.72       48.22          UL-RL  1.6628E+04  -2.400       0.000
1.000       1.000       41.57       0.000       0.000     DI1_164_167_L_0
  14 D   8.114      1.8243E-04   41.95       40.57       41.95       47.45          UL-RL  1.6628E+04  -2.600       0.000
1.000       1.000       40.57       0.000       0.000     DI1_164_167_L_0
  15 D   7.936      1.0886E-04   45.19       39.68       45.19       46.78          UL-RL  1.6628E+04  -2.800       0.000
1.000       1.000       39.68       0.000       0.000     DI1_164_167_L_0
  16 D   7.780      3.8322E-05   48.43       38.90       48.43       46.21          UL-RL  1.6628E+04  -3.000       0.000
1.000       1.000       38.90       0.000       0.000     DI1_164_167_L_0
  17 D   7.645     -2.9181E-05   51.66       38.23       51.66       45.75          UL-RL  1.6628E+04  -3.200       0.000
1.000       1.000       38.23       0.000       0.000     DI1_164_167_L_0
  18 D   7.532     -9.3671E-05   54.90       37.66       54.90       45.40          UL-RL  1.6628E+04  -3.400       0.000
1.000       1.000       37.66       0.000       0.000     DI1_164_167_L_0
  19 D   7.440     -1.5519E-04   58.14       37.20       58.14       45.14          UL-RL  1.6628E+04  -3.600       0.000
1.000       1.000       37.20       0.000       0.000     DI1_164_167_L_0
  20 D   7.368     -2.1382E-04   61.39       36.84       61.39       44.98          UL-RL  1.6628E+04  -3.800       0.000
1.000       1.000       36.84       0.000       0.000     DI1_164_167_L_0
  21 D   7.316     -2.6964E-04   64.63       36.58       64.63       44.92          UL-RL  1.6628E+04  -4.000       0.000
1.000       1.000       36.58       0.000       0.000     DI1_164_167_L_0
  22 D   7.283     -3.2278E-04   67.87       36.41       67.87       44.94          UL-RL  1.6628E+04  -4.200       0.000
1.000       1.000       36.41       0.000       0.000     DI1_164_167_L_0
  23 D   7.267     -3.7338E-04   71.12       36.34       71.12       45.05          UL-RL  1.6628E+04  -4.400       0.000
1.000       1.000       36.34       0.000       0.000     DI1_164_167_L_0
  24 D   7.268     -4.2161E-04   74.37       36.34       74.37       45.24          UL-RL  1.6628E+04  -4.600       0.000
1.000       1.000       36.34       0.000       0.000     DI1_164_167_L_0
```

```
  25 D   7.285     -4.6765E-04   77.61       36.42       77.61       45.50          UL-RL  1.6628E+04  -4.800       0.000
1.000       1.000       36.42       0.000       0.000     DI1_164_167_L_0
  26 D   5.187     -5.1172E-04   80.86       25.94       80.86       48.23          UL-RL  4.0077E+04  -5.000       0.000
1.000       1.000       25.94       0.000       0.000     DI2_165_168_L_0
  27 D   4.829     -5.5404E-04   84.11       24.14       84.11       46.85          UL-RL  4.0077E+04  -5.200       0.000
1.000       1.000       24.14       0.000       0.000     DI2_165_168_L_0
  28 D   4.937     -5.9484E-04   87.36       24.69       87.36       47.38          ACTIVE   0.000      -5.400       0.000
1.000       1.000       24.69       0.000       0.000     DI2_165_168_L_0
  29 D   5.129     -6.3434E-04   90.61       25.64       90.61       49.01          ACTIVE   0.000      -5.600       0.000
1.000       1.000       25.64       0.000       0.000     DI2_165_168_L_0
  30 D   5.321     -6.7274E-04   93.86       26.60       93.86       50.63          ACTIVE   0.000      -5.800       0.000
1.000       1.000       26.60       0.000       0.000     DI2_165_168_L_0
  31 D   5.513     -7.1025E-04   97.11       27.56       97.11       52.25          ACTIVE   0.000      -6.000       0.000
1.000       1.000       27.56       0.000       0.000     DI2_165_168_L_0
  32 D   5.704     -7.4705E-04   100.4       28.52       100.4       53.87          ACTIVE   0.000      -6.200       0.000
1.000       1.000       28.52       0.000       0.000     DI2_165_168_L_0
  33 D   5.896     -7.8329E-04   103.6       29.48       103.6       55.49          ACTIVE   0.000      -6.400       0.000
1.000       1.000       29.48       0.000       0.000     DI2_165_168_L_0
  34 D   6.088     -8.1913E-04   106.9       30.44       106.9       57.10          ACTIVE   0.000      -6.600       0.000
1.000       1.000       30.44       0.000       0.000     DI2_165_168_L_0
  35 D   6.280     -8.5469E-04   110.1       31.40       110.1       58.71          ACTIVE   0.000      -6.800       0.000
1.000       1.000       31.40       0.000       0.000     DI2_165_168_L_0
  36 D   6.472     -8.9009E-04   113.4       32.36       113.4       60.32          ACTIVE   0.000      -7.000       0.000
1.000       1.000       32.36       0.000       0.000     DI2_165_168_L_0
  37 D   6.664     -9.2539E-04   116.6       33.32       116.6       61.93          ACTIVE   0.000      -7.200       0.000
1.000       1.000       33.32       0.000       0.000     DI2_165_168_L_0
  38 D   5.142     -9.6065E-04   119.9       34.28       119.9       63.53          ACTIVE   0.000      -7.400       0.000
1.000       1.000       34.28       0.000       0.000     DI2_165_168_L_0
  39 D   1.738     -9.7828E-04   121.5       34.76       121.5       64.33          ACTIVE   0.000      -7.500       0.000
1.000       1.000       34.76       0.000       0.000     DI2_165_168_L_0
```

```
+-----------------------------------------------------------------------------------------------------------------------+
|                  PARATIEPLUS(TM)   NLS ENGINE RELEASE  2018.0    FULL VERSION  *Build date:Nov 13, 2017*              |
|                                                                                                                       |
|                                    NewProject.BaseDesignSection_28.A1M1R1_1183                                        |
|                                 Exe Time : 4 September 2018 18:01:31                                                  |
+-----------------------------------------------------------------------------------------------------------------------+
New Project


S T R E S S   R E S U L T S   F O R   G R O U P   N O.   2

0_R                                                                  :
ELEMENT TYPE    5 NO.OF ELEMENTS. IN THIS GROUP   39
C U R R E N T   T I M E   I S     4.0000

 HARDENING 2D SOIL ELEMENT

 ****** TOTAL STRESS FORMULATION *****

 EL *   FORCE     DISPL-Y  VERTICAL-P  HORIZON.-P     MAX-V-P     MAX-H-P          STATE   STIFFNESS Z-LEVEL      PORE
E FACTOR    UFACTOR       Peq          Su_a        Su_p     LAYER
 ---------------------------------------------------------------------------------------------------------------------------
-----------------------------------------------------------------------------------------------
   1     0.000         --          --          --          --          --          REMOVED     --        0.000       0.000
1.000       1.000       0.000       0.000       0.000     not available
   2     0.000         --          --          --          --          --          REMOVED     --      -0.2000       0.000
1.000       1.000       0.000       0.000       0.000     not available
   3     0.000         --          --          --          --          --          REMOVED     --      -0.4000       0.000
1.000       1.000       0.000       0.000       0.000     not available
   4     0.000         --          --          --          --          --          REMOVED     --      -0.6000       0.000
1.000       1.000       0.000       0.000       0.000     not available
   5     0.000         --          --          --          --          --          REMOVED     --      -0.8000       0.000
1.000       1.000       0.000       0.000       0.000     not available
   6     0.000         --          --          --          --          --          REMOVED     --       -1.000       0.000
1.000       1.000       0.000       0.000       0.000     not available
   7     0.000         --          --          --          --          --          REMOVED     --       -1.200       0.000
1.000       1.000       0.000       0.000       0.000     not available
   8     0.000         --          --          --          --          --          REMOVED     --       -1.400       0.000
1.000       1.000       0.000       0.000       0.000     not available
   9     0.000         --          --          --          --          --          REMOVED     --       -1.600       0.000
1.000       1.000       0.000       0.000       0.000     not available
  10     0.000         --          --          --          --          --          REMOVED     --       -1.800       0.000
1.000       1.000       0.000       0.000       0.000     not available
  11     0.000         --          --          --          --          --          REMOVED     --       -2.000       0.000
1.000       1.000       0.000       0.000       0.000     not available
  12     0.000         --          --          --          --          --          REMOVED     --       -2.200       0.000
1.000       1.000       0.000       0.000       0.000     not available
  13     0.000         --          --          --          --          --          REMOVED     --       -2.400       0.000
1.000       1.000       0.000       0.000       0.000     not available
  14     0.000         --          --          --          --          --          REMOVED     --       -2.600       0.000
1.000       1.000       0.000       0.000       0.000     not available
  15     0.000         --          --          --          --          --          REMOVED     --       -2.800       0.000
1.000       1.000       0.000       0.000       0.000     not available
  16     0.000         --          --          --          --          --          REMOVED     --       -3.000       0.000
1.000       1.000       0.000       0.000       0.000     not available
  17     0.000         --          --          --          --          --          REMOVED     --       -3.200       0.000
1.000       1.000       0.000       0.000       0.000     not available
  18     0.000         --          --          --          --          --          REMOVED     --       -3.400       0.000
1.000       1.000       0.000       0.000       0.000     not available
  19     0.000         --          --          --          --          --          REMOVED     --       -3.600       0.000
1.000       1.000       0.000       0.000       0.000     not available
  20     0.000         --          --          --          --          --          REMOVED     --       -3.800       0.000
1.000       1.000       0.000       0.000       0.000     not available
  21     0.000         --          --          --          --          --          REMOVED     --       -4.000       0.000
1.000       1.000       0.000       0.000       0.000     not available
  22     0.000         --          --          --          --          --          REMOVED     --       -4.200       0.000
1.000       1.000       0.000       0.000       0.000     not available
  23     0.000         --          --          --          --          --          REMOVED     --       -4.400       0.000
1.000       1.000       0.000       0.000       0.000     not available
  24 D   0.000      4.2161E-04   0.000       0.000       73.60       40.84         PASSIVE   0.000      -4.600       0.000
1.000       1.000       0.000       0.000       0.000     DI1_164_167_L_0
```

```
  25 D   2.744      4.6765E-04   3.200      13.72      76.80      42.48        PASSIVE   0.000      -4.800       0.000
1.000      1.000      13.72       0.000      0.000     DI1_164_167_L_0
  26 D   5.708      5.1172E-04   6.400      28.54      80.00      44.12          UL-RL   3.0555E+04 -5.000       0.000
1.000      1.000      28.54       0.000      0.000     DI2_165_168_L_0
  27 D   6.909      5.5404E-04   9.600      34.55      83.20      45.75          UL-RL   3.0555E+04 -5.200       0.000
1.000      1.000      34.55       0.000      0.000     DI2_165_168_L_0
  28 D   8.021      5.9484E-04   12.80      40.10      86.40      47.38          UL-RL   3.0555E+04 -5.400       0.000
1.000      1.000      40.10       0.000      0.000     DI2_165_168_L_0
  29 D   9.019      6.3434E-04   16.00      45.10      89.60      49.44          UL-RL   3.0555E+04 -5.600       0.000
1.000      1.000      45.10       0.000      0.000     DI2_165_168_L_0
  30 D   9.876      6.7274E-04   19.20      49.38      92.80      52.29          UL-RL   3.0555E+04 -5.800       0.000
1.000      1.000      49.38       0.000      0.000     DI2_165_168_L_0
  31 D   10.66      7.1025E-04   22.40      53.31      96.00      55.44          UL-RL   3.0555E+04 -6.000       0.000
1.000      1.000      53.31       0.000      0.000     DI2_165_168_L_0
  32 D   11.43      7.4705E-04   25.60      57.13      99.20      58.55          UL-RL   3.0555E+04 -6.200       0.000
1.000      1.000      57.13       0.000      0.000     DI2_165_168_L_0
  33 D   12.17      7.8329E-04   28.80      60.86      102.4      61.63          UL-RL   3.0555E+04 -6.400       0.000
1.000      1.000      60.86       0.000      0.000     DI2_165_168_L_0
  34 D   12.90      8.1913E-04   32.00      64.52      105.6      64.68          UL-RL   3.0555E+04 -6.600       0.000
1.000      1.000      64.52       0.000      0.000     DI2_165_168_L_0
  35 D   13.59      8.5469E-04   35.20      67.97      108.8      67.97            V-C   1.9097E+04 -6.800       0.000
1.000      1.000      67.97       0.000      0.000     DI2_165_168_L_0
  36 D   14.27      8.9009E-04   38.40      71.34      112.0      71.34            V-C   1.9097E+04 -7.000       0.000
1.000      1.000      71.34       0.000      0.000     DI2_165_168_L_0
  37 D   14.94      9.2539E-04   41.60      74.68      115.2      74.68            V-C   1.9097E+04 -7.200       0.000
1.000      1.000      74.68       0.000      0.000     DI2_165_168_L_0
  38 D   11.70      9.6065E-04   44.80      78.00      118.4      78.00            V-C   1.9097E+04 -7.400       0.000
1.000      1.000      78.00       0.000      0.000     DI2_165_168_L_0
  39 D   3.983      9.7828E-04   46.40      79.66      120.0      79.66            V-C   1.9097E+04 -7.500       0.000
1.000      1.000      79.66       0.000      0.000     DI2_165_168_L_0
```

```
+-------------------------------------------------------------------------------------------------------------------------+
|                   PARATIEPLUS(TM)   NLS ENGINE RELEASE  2018.0    FULL VERSION  *Build date:Nov 13, 2017*              |
|                                                                                                                         |
|                                     NewProject.BaseDesignSection_28.A1M1R1_1183                                         |
|                                  Exe Time : 4 September 2018 18:01:31                                                   |
+-------------------------------------------------------------------------------------------------------------------------+
New Project


S T R E S S   R E S U L T S   F O R   G R O U P   N O.   3

WallElement_33                                                :
ELEMENT TYPE    2 NO.OF ELEMENTS. IN THIS GROUP   38
C U R R E N T   T I M E   I S     4.0000

 WALL2D ELEMENT

   EL      TA          TB          MA          MB
-------------------------------------------------------
    1 -120.21      120.21     2.30207E-11 -24.041
    2 -117.47      117.47      24.041     -47.536
    3 -111.30      111.30      47.536     -69.796
    4 -101.69      101.69      69.796     -90.133
    5 -91.018      91.018      90.133     -108.34
    6 -80.754      80.754      108.34     -124.49
    7 -70.820      70.820      124.49     -138.65
    8 -61.202      61.202      138.65     -150.89
    9 -51.882      51.882      150.89     -161.27
   10 -42.843      42.843      161.27     -169.84
   11 -34.066      34.066      169.84     -176.65
   12 -25.530      25.530      176.65     -181.76
   13 -17.216      17.216      181.76     -185.20
   14 -9.1020      9.1020      185.20     -187.02
   15 -1.1658      1.1658      187.02     -187.25
   16  6.6141     -6.6141      187.25     -185.93
   17  14.259     -14.259      185.93     -183.08
   18  21.791     -21.791      183.08     -178.72
   19  29.231     -29.231      178.72     -172.87
   20  36.599     -36.599      172.87     -165.55
   21  43.916     -43.916      165.55     -156.77
   22  51.199     -51.199      156.77     -146.53
   23  58.466     -58.466      146.53     -134.84
   24  65.734     -65.734      134.84     -121.69
   25  70.275     -70.275      121.69     -107.64
   26  69.754     -69.754      107.64     -93.685
   27  67.674     -67.674      93.685     -80.150
   28  64.590     -64.590      80.150     -67.232
   29  60.700     -60.700      67.232     -55.092
   30  56.144     -56.144      55.092     -43.863
   31  50.995     -50.995      43.863     -33.664
   32  45.274     -45.274      33.664     -24.610
   33  38.999     -38.999      24.610     -16.810
   34  32.183     -32.183      16.810     -10.373
   35  24.869     -24.869      10.373     -5.3997
   36  17.074     -17.074      5.3997     -1.9850
   37  8.8026     -8.8026      1.9850    -0.22448
   38  2.2448     -2.2448     0.22448    -1.52370E-10
```

```
+-------------------------------------------------------------------------------------------------------------------------------+
|                   PARATIEPLUS(TM)   NLS ENGINE RELEASE  2018.0    FULL VERSION  *Build date:Nov 13, 2017*                    |
|                                                                                                                               |
|                                     NewProject.BaseDesignSection_28.A1M1R1_1183                                               |
|                                  Exe Time : 4 September 2018 18:01:31                                                         |
+-------------------------------------------------------------------------------------------------------------------------------+
New Project


S T R E S S    R E S U L T S    F O R    G R O U P    N O.    4

Tieback_175                                                  :
ELEMENT TYPE    6 NO.OF ELEMENTS. IN THIS GROUP    1
C U R R E N T    T I M E    I S      4.0000

 POST-TENSION 2D-BOUNDARY ELEMENT

         EL    FORCE          d0          EDISPL     pl. eps          K     -ve limit   +ve limit
-------------------------------------------------------------------------------------------------------------
 ANCHOR    1   138.84     -1.46124E-03 -1.26181E-03   0.0000       1689.0       0.0000       0.0000     ELASTIC  ORIGINAL
YOUNG MODULUS

 ITER     0 RNORM = 0.000     RMNORM= 0.000
            RINORM=0.2790E+06 RIMNOR=0.1167E+07
            RENORM= 13.62     REMNOR=0.5491E-19 RATIO =0.6988E-02 TOLER =0.1000E-03  NOT CONVERGED
            RFMAX = 120.2     RMMAX = 187.3
            RTSMAL=0.1000E-02 RMSMAL=0.1000E-02
            RDT   =0.2790E+06 RDR   =0.1167E+07
            RATIOT=0.6988E-02 RATIOR= 0.000
            MAX UN= 1.081     IEQ=    41 NODE     21 DOF   1  Y-DISPL.F
            MIN UN=-1.284     IEQ=    47 NODE     24 DOF   1  Y-DISPL.F
            NO. OF CONTACT CONSTRAINT VIOLATIONS     0


 ITER     2 RNORM = 0.000     RMNORM= 0.000
            RINORM=0.2790E+06 RIMNOR=0.1167E+07
            RENORM=0.6180E-01 REMNOR=0.3950E-19 RATIO =0.4707E-03 TOLER =0.1000E-03  NOT CONVERGED
            RFMAX = 120.2     RMMAX = 187.3
            RTSMAL=0.1000E-02 RMSMAL=0.1000E-02
            RDT   =0.2790E+06 RDR   =0.1167E+07
            RATIOT=0.4707E-03 RATIOR= 0.000
            MAX UN=0.2362     IEQ=     1 NODE      1 DOF   1  Y-DISPL.F
            MIN UN=-.2177E-08 IEQ=    77 NODE     39 DOF   1  Y-DISPL.F
            NO. OF CONTACT CONSTRAINT VIOLATIONS     0


 ITER     3 RNORM = 0.000     RMNORM= 0.000
            RINORM=0.2790E+06 RIMNOR=0.1167E+07
            RENORM=0.1148E-04 REMNOR=0.9581E-20 RATIO =0.6414E-05 TOLER =0.1000E-03      CONVERGED !
            RFMAX = 120.2     RMMAX = 187.3
            RTSMAL=0.1000E-02 RMSMAL=0.1000E-02
            RDT   =0.2790E+06 RDR   =0.1167E+07
            RATIOT=0.6414E-05 RATIOR= 0.000
            MAX UN=0.2157E-02 IEQ=    73 NODE     37 DOF   1  Y-DISPL.F
            MIN UN=-.5473E-09 IEQ=    55 NODE     28 DOF   1  Y-DISPL.F
            NO. OF CONTACT CONSTRAINT VIOLATIONS     0
```

```
+-------------------------------------------------------------------------------------------------------------------------+
|                   PARATIEPLUS(TM)   NLS ENGINE RELEASE  2018.0    FULL VERSION  *Build date:Nov 13, 2017*              |
|                                                                                                                         |
|                                      NewProject.BaseDesignSection_28.A1M1R1_1183                                        |
|                                   Exe Time : 4 September 2018 18:01:31                                                  |
+-------------------------------------------------------------------------------------------------------------------------+
New Project
SOLUTION REACHED USING     3 ITERATIONS ON   40

P R I N T   O U T   F O R   T I M E   S T E P    5     ( AT TIME   5.000     )

PRINT OUT OF ACTIVE COMPONENTS (FIXED NODES ARE NOT PRINTED OUT)

          Y-DISPL.F        X-ROT. F
            (02)             (04)           (
    1  -1.1965898E-03   4.8093757E-04
    2  -1.1004674E-03   4.7996014E-04
    3  -1.0047349E-03   4.7704567E-04
    4  -9.0977405E-04   4.7225800E-04
    5  -8.1594851E-04   4.6571758E-04
    6  -7.2359333E-04   4.5758243E-04
    7  -6.3301088E-04   4.4801713E-04
    8  -5.4447115E-04   4.3718166E-04
    9  -4.5821249E-04   4.2523215E-04
   10  -3.7444236E-04   4.1232160E-04
   11  -2.9333790E-04   3.9860032E-04
   12  -2.1504644E-04   3.8421594E-04
   13  -1.3968606E-04   3.6931346E-04
   14  -6.7346094E-05   3.5403543E-04
   15   1.9124227E-06   3.3852212E-04
   16   6.8056286E-05   3.2291178E-04
   17   1.3108007E-04   3.0734079E-04
   18   1.9100456E-04   2.9194441E-04
   19   2.4787840E-04   2.7685657E-04
   20   3.0177663E-04   2.6221031E-04
   21   3.5280055E-04   2.4813817E-04
   22   4.0107870E-04   2.3477198E-04
   23   4.4676505E-04   2.2224141E-04
   24   4.9003930E-04   2.1067144E-04
   25   5.3110478E-04   2.0016873E-04
   26   5.7018312E-04   1.9081085E-04
   27   6.0750673E-04   1.8261992E-04
   28   6.4330658E-04   1.7556427E-04
   29   6.7780479E-04   1.6959394E-04
   30   7.1121236E-04   1.6464670E-04
   31   7.4372687E-04   1.6065043E-04
   32   7.7553035E-04   1.5752382E-04
   33   8.0678821E-04   1.5517682E-04
   34   8.3764649E-04   1.5351088E-04
   35   8.6823083E-04   1.5241903E-04
   36   8.9864471E-04   1.5178637E-04
   37   9.2896769E-04   1.5149058E-04
   38   9.5925462E-04   1.5140220E-04
   39   9.7439499E-04   1.5139771E-04
```

```
+-------------------------------------------------------------------------------------------------------------------------------+
|                   PARATIEPLUS(TM)   NLS ENGINE RELEASE  2018.0    FULL VERSION  *Build date:Nov 13, 2017*                    |
|                                                                                                                               |
|                                    NewProject.BaseDesignSection_28.A1M1R1_1183                                                |
|                                  Exe Time : 4 September 2018 18:01:31                                                         |
+-------------------------------------------------------------------------------------------------------------------------------+
New Project


S T R E S S   R E S U L T S   F O R   G R O U P   N O.   1

0_L                                                              :
ELEMENT TYPE    5 NO.OF ELEMENTS. IN THIS GROUP   39
C U R R E N T   T I M E   I S      5.0000

 HARDENING 2D SOIL ELEMENT

 ****** TOTAL STRESS FORMULATION *****

  EL *   FORCE     DISPL-Y  VERTICAL-P  HORIZON.-P     MAX-V-P     MAX-H-P          STATE   STIFFNESS Z-LEVEL      PORE
E FACTOR    UFACTOR       Peq          Su_a        Su_p     LAYER
 ------------------------------------------------------------------------------------------------------------------------------
-------------------------------------------------------------------------------------------
   1 D  1.8612E-03  1.1966E-03  5.5891E-02  1.8612E-02  5.5891E-02   2.014          ACTIVE   0.000       0.000       0.000
1.000       1.000      1.8612E-02   0.000       0.000     DI1_164_167_L_0
   2 D   2.196      1.1005E-03   3.306       10.98       3.306       17.73          UL-RL  1.6628E+04 -0.2000       0.000
1.000       1.000       10.98       0.000       0.000     DI1_164_167_L_0
   3 D   5.671      1.0047E-03   6.742       28.35       6.742       35.17          UL-RL  1.6628E+04 -0.4000       0.000
1.000       1.000       28.35       0.000       0.000     DI1_164_167_L_0
   4 D   9.171      9.0977E-04   10.42       45.86       10.42       52.62          UL-RL  1.6628E+04 -0.6000       0.000
1.000       1.000       45.86       0.000       0.000     DI1_164_167_L_0
   5 D   10.30      8.1595E-04   14.27       51.51       14.27       58.12          UL-RL  1.6628E+04 -0.8000       0.000
1.000       1.000       51.51       0.000       0.000     DI1_164_167_L_0
   6 D   9.980      7.2359E-04   18.20       49.90       18.20       56.34          UL-RL  1.6628E+04  -1.000       0.000
1.000       1.000       49.90       0.000       0.000     DI1_164_167_L_0
   7 D   9.733      6.3301E-04   22.12       48.66       22.12       54.93          UL-RL  1.6628E+04  -1.200       0.000
1.000       1.000       48.66       0.000       0.000     DI1_164_167_L_0
   8 D   9.508      5.4447E-04   26.11       47.54       26.11       53.59          UL-RL  1.6628E+04  -1.400       0.000
1.000       1.000       47.54       0.000       0.000     DI1_164_167_L_0
   9 D   9.345      4.5821E-04   30.56       46.73       30.56       52.33          UL-RL  1.6628E+04  -1.600       0.000
1.000       1.000       46.73       0.000       0.000     DI1_164_167_L_0
  10 D   9.178      3.7444E-04   34.79       45.89       34.79       51.16          UL-RL  1.6628E+04  -1.800       0.000
1.000       1.000       45.89       0.000       0.000     DI1_164_167_L_0
  11 D   9.013      2.9334E-04   38.86       45.07       38.86       50.08          UL-RL  1.6628E+04  -2.000       0.000
1.000       1.000       45.07       0.000       0.000     DI1_164_167_L_0
  12 D   8.856      2.1505E-04   42.80       44.28       42.80       49.10          UL-RL  1.6628E+04  -2.200       0.000
1.000       1.000       44.28       0.000       0.000     DI1_164_167_L_0
  13 D   8.709      1.3969E-04   46.64       43.55       46.64       48.22          UL-RL  1.6628E+04  -2.400       0.000
1.000       1.000       43.55       0.000       0.000     DI1_164_167_L_0
  14 D   8.576      6.7346E-05   50.40       42.88       50.40       47.45          UL-RL  1.6628E+04  -2.600       0.000
1.000       1.000       42.88       0.000       0.000     DI1_164_167_L_0
  15 D   8.459     -1.9124E-06   54.10       42.29       54.10       46.78          UL-RL  1.6628E+04  -2.800       0.000
1.000       1.000       42.29       0.000       0.000     DI1_164_167_L_0
  16 D   8.358     -6.8056E-05   57.75       41.79       57.75       46.21          UL-RL  1.6628E+04  -3.000       0.000
1.000       1.000       41.79       0.000       0.000     DI1_164_167_L_0
  17 D   8.289     -1.3108E-04   61.49       41.45       61.49       45.75          UL-RL  1.6628E+04  -3.200       0.000
1.000       1.000       41.45       0.000       0.000     DI1_164_167_L_0
  18 D   8.223     -1.9100E-04   65.05       41.11       65.05       45.40          UL-RL  1.6628E+04  -3.400       0.000
1.000       1.000       41.11       0.000       0.000     DI1_164_167_L_0
  19 D   8.175     -2.4788E-04   68.58       40.87       68.58       45.14          UL-RL  1.6628E+04  -3.600       0.000
1.000       1.000       40.87       0.000       0.000     DI1_164_167_L_0
  20 D   8.145     -3.0178E-04   72.08       40.72       72.08       44.98          UL-RL  1.6628E+04  -3.800       0.000
1.000       1.000       40.72       0.000       0.000     DI1_164_167_L_0
  21 D   8.121     -3.5280E-04   75.44       40.60       75.44       44.92          UL-RL  1.6628E+04  -4.000       0.000
1.000       1.000       40.60       0.000       0.000     DI1_164_167_L_0
  22 D   8.126     -4.0108E-04   78.91       40.63       78.91       44.94          UL-RL  1.6628E+04  -4.200       0.000
1.000       1.000       40.63       0.000       0.000     DI1_164_167_L_0
  23 D   8.147     -4.4677E-04   82.36       40.74       82.36       45.05          UL-RL  1.6628E+04  -4.400       0.000
1.000       1.000       40.74       0.000       0.000     DI1_164_167_L_0
  24 D   8.183     -4.9004E-04   85.79       40.92       85.79       45.24          UL-RL  1.6628E+04  -4.600       0.000
1.000       1.000       40.92       0.000       0.000     DI1_164_167_L_0
```

```
  25 D   8.234     -5.3110E-04   89.21       41.17       89.21       45.50          UL-RL  1.6628E+04  -4.800       0.000
1.000       1.000       41.17       0.000       0.000     DI1_164_167_L_0
  26 D   5.895     -5.7018E-04   92.62       29.47       92.62       48.23          UL-RL  4.0077E+04  -5.000       0.000
1.000       1.000       29.47       0.000       0.000     DI2_165_168_L_0
  27 D   5.546     -6.0751E-04   95.57       27.73       95.57       46.85          UL-RL  4.0077E+04  -5.200       0.000
1.000       1.000       27.73       0.000       0.000     DI2_165_168_L_0
  28 D   5.666     -6.4331E-04   98.54       28.33       98.54       47.38          UL-RL  4.0077E+04  -5.400       0.000
1.000       1.000       28.33       0.000       0.000     DI2_165_168_L_0
  29 D   5.871     -6.7780E-04   101.5       29.36       101.5       49.01          UL-RL  4.0077E+04  -5.600       0.000
1.000       1.000       29.36       0.000       0.000     DI2_165_168_L_0
  30 D   6.078     -7.1121E-04   104.5       30.39       104.5       50.63          UL-RL  4.0077E+04  -5.800       0.000
1.000       1.000       30.39       0.000       0.000     DI2_165_168_L_0
  31 D   6.285     -7.4373E-04   107.5       31.43       107.5       52.25          UL-RL  4.0077E+04  -6.000       0.000
1.000       1.000       31.43       0.000       0.000     DI2_165_168_L_0
  32 D   6.494     -7.7553E-04   110.5       32.47       110.5       53.87          UL-RL  4.0077E+04  -6.200       0.000
1.000       1.000       32.47       0.000       0.000     DI2_165_168_L_0
  33 D   6.703     -8.0679E-04   113.6       33.52       113.6       55.49          UL-RL  4.0077E+04  -6.400       0.000
1.000       1.000       33.52       0.000       0.000     DI2_165_168_L_0
  34 D   6.914     -8.3765E-04   116.6       34.57       116.6       57.10          UL-RL  4.0077E+04  -6.600       0.000
1.000       1.000       34.57       0.000       0.000     DI2_165_168_L_0
  35 D   7.125     -8.6823E-04   119.7       35.63       119.7       58.71          UL-RL  4.0077E+04  -6.800       0.000
1.000       1.000       35.63       0.000       0.000     DI2_165_168_L_0
  36 D   7.337     -8.9864E-04   122.7       36.69       122.7       60.32          UL-RL  4.0077E+04  -7.000       0.000
1.000       1.000       36.69       0.000       0.000     DI2_165_168_L_0
  37 D   7.551     -9.2897E-04   125.8       37.75       125.8       61.93          UL-RL  4.0077E+04  -7.200       0.000
1.000       1.000       37.75       0.000       0.000     DI2_165_168_L_0
  38 D   5.823     -9.5925E-04   128.9       38.82       128.9       63.53          UL-RL  4.0077E+04  -7.400       0.000
1.000       1.000       38.82       0.000       0.000     DI2_165_168_L_0
  39 D   1.968     -9.7439E-04   130.4       39.36       130.4       64.33          UL-RL  4.0077E+04  -7.500       0.000
1.000       1.000       39.36       0.000       0.000     DI2_165_168_L_0
```

```
+-----------------------------------------------------------------------------------------------------------------------+
|                  PARATIEPLUS(TM)   NLS ENGINE RELEASE  2018.0    FULL VERSION  *Build date:Nov 13, 2017*              |
|                                                                                                                       |
|                                    NewProject.BaseDesignSection_28.A1M1R1_1183                                        |
|                                 Exe Time : 4 September 2018 18:01:31                                                  |
+-----------------------------------------------------------------------------------------------------------------------+
New Project


S T R E S S   R E S U L T S   F O R   G R O U P   N O.   2

0_R                                                                  :
ELEMENT TYPE    5 NO.OF ELEMENTS. IN THIS GROUP   39
C U R R E N T   T I M E   I S     5.0000

 HARDENING 2D SOIL ELEMENT

 ****** TOTAL STRESS FORMULATION *****

 EL *   FORCE     DISPL-Y  VERTICAL-P  HORIZON.-P     MAX-V-P     MAX-H-P          STATE   STIFFNESS Z-LEVEL      PORE
E FACTOR    UFACTOR       Peq          Su_a        Su_p     LAYER
 ---------------------------------------------------------------------------------------------------------------------------
-----------------------------------------------------------------------------------------------
   1     0.000         --          --          --          --          --          REMOVED     --        0.000       0.000
1.000       1.000       0.000       0.000       0.000     not available
   2     0.000         --          --          --          --          --          REMOVED     --      -0.2000       0.000
1.000       1.000       0.000       0.000       0.000     not available
   3     0.000         --          --          --          --          --          REMOVED     --      -0.4000       0.000
1.000       1.000       0.000       0.000       0.000     not available
   4     0.000         --          --          --          --          --          REMOVED     --      -0.6000       0.000
1.000       1.000       0.000       0.000       0.000     not available
   5     0.000         --          --          --          --          --          REMOVED     --      -0.8000       0.000
1.000       1.000       0.000       0.000       0.000     not available
   6     0.000         --          --          --          --          --          REMOVED     --       -1.000       0.000
1.000       1.000       0.000       0.000       0.000     not available
   7     0.000         --          --          --          --          --          REMOVED     --       -1.200       0.000
1.000       1.000       0.000       0.000       0.000     not available
   8     0.000         --          --          --          --          --          REMOVED     --       -1.400       0.000
1.000       1.000       0.000       0.000       0.000     not available
   9     0.000         --          --          --          --          --          REMOVED     --       -1.600       0.000
1.000       1.000       0.000       0.000       0.000     not available
  10     0.000         --          --          --          --          --          REMOVED     --       -1.800       0.000
1.000       1.000       0.000       0.000       0.000     not available
  11     0.000         --          --          --          --          --          REMOVED     --       -2.000       0.000
1.000       1.000       0.000       0.000       0.000     not available
  12     0.000         --          --          --          --          --          REMOVED     --       -2.200       0.000
1.000       1.000       0.000       0.000       0.000     not available
  13     0.000         --          --          --          --          --          REMOVED     --       -2.400       0.000
1.000       1.000       0.000       0.000       0.000     not available
  14     0.000         --          --          --          --          --          REMOVED     --       -2.600       0.000
1.000       1.000       0.000       0.000       0.000     not available
  15     0.000         --          --          --          --          --          REMOVED     --       -2.800       0.000
1.000       1.000       0.000       0.000       0.000     not available
  16     0.000         --          --          --          --          --          REMOVED     --       -3.000       0.000
1.000       1.000       0.000       0.000       0.000     not available
  17     0.000         --          --          --          --          --          REMOVED     --       -3.200       0.000
1.000       1.000       0.000       0.000       0.000     not available
  18     0.000         --          --          --          --          --          REMOVED     --       -3.400       0.000
1.000       1.000       0.000       0.000       0.000     not available
  19     0.000         --          --          --          --          --          REMOVED     --       -3.600       0.000
1.000       1.000       0.000       0.000       0.000     not available
  20     0.000         --          --          --          --          --          REMOVED     --       -3.800       0.000
1.000       1.000       0.000       0.000       0.000     not available
  21     0.000         --          --          --          --          --          REMOVED     --       -4.000       0.000
1.000       1.000       0.000       0.000       0.000     not available
  22 D  0.2797      4.0108E-04   1.600       1.398       1.600       1.398            V-C   7641.      -4.200       0.000
1.000       1.000       1.398       0.000       0.000     DI1_164_167_L_0
  23 D  0.5921      4.4677E-04   4.800       2.961       4.800       2.961            V-C   7641.      -4.400       0.000
1.000       1.000       2.961       0.000       0.000     DI1_164_167_L_0
  24 D   2.594      4.9004E-04   8.000       12.97       73.60       40.84          UL-RL  1.2226E+04  -4.600       0.000
1.000       1.000       12.97       0.000       0.000     DI1_164_167_L_0
```

25 D	4.265	5.3110E-04	11.20	21.32	76.80	42.48	UL-RL	1.2226E+04	-4.800	0.000	
1.000	1.000	21.32	0.000	0.000	DI1_164_167_L_0						
26 D	7.144	5.7018E-04	14.40	35.72	80.00	44.12	UL-RL	2.6062E+04	-5.000	0.000	
1.000	1.000	35.72	0.000	0.000	DI2_165_168_L_0						
27 D	8.189	6.0751E-04	17.60	40.94	83.20	45.75	UL-RL	2.6062E+04	-5.200	0.000	
1.000	1.000	40.94	0.000	0.000	DI2_165_168_L_0						
28 D	9.187	6.4331E-04	20.80	45.93	86.40	47.38	UL-RL	2.6062E+04	-5.400	0.000	
1.000	1.000	45.93	0.000	0.000	DI2_165_168_L_0						
29 D	10.02	6.7780E-04	24.00	50.09	89.60	50.09	V-C	1.6289E+04	-5.600	0.000	
1.000	1.000	50.09	0.000	0.000	DI2_165_168_L_0						
30 D	10.82	7.1121E-04	27.20	54.09	92.80	54.09	V-C	1.6289E+04	-5.800	0.000	
1.000	1.000	54.09	0.000	0.000	DI2_165_168_L_0						
31 D	11.57	7.4373E-04	30.40	57.83	96.00	57.83	V-C	1.6289E+04	-6.000	0.000	
1.000	1.000	57.83	0.000	0.000	DI2_165_168_L_0						
32 D	12.31	7.7553E-04	33.60	61.53	99.20	61.53	UL-RL	2.6062E+04	-6.200	0.000	
1.000	1.000	61.53	0.000	0.000	DI2_165_168_L_0						
33 D	13.04	8.0679E-04	36.80	65.18	102.4	65.19	UL-RL	2.6062E+04	-6.400	0.000	
1.000	1.000	65.18	0.000	0.000	DI2_165_168_L_0						
34 D	13.76	8.3765E-04	40.00	68.80	105.6	68.81	UL-RL	2.6062E+04	-6.600	0.000	
1.000	1.000	68.80	0.000	0.000	DI2_165_168_L_0						
35 D	14.44	8.6823E-04	43.20	72.19	108.8	72.20	UL-RL	2.6062E+04	-6.800	0.000	
1.000	1.000	72.19	0.000	0.000	DI2_165_168_L_0						
36 D	15.09	8.9864E-04	46.40	75.47	112.0	75.49	UL-RL	2.6062E+04	-7.000	0.000	
1.000	1.000	75.47	0.000	0.000	DI2_165_168_L_0						
37 D	15.74	9.2897E-04	49.60	78.72	115.2	78.75	UL-RL	2.6062E+04	-7.200	0.000	
1.000	1.000	78.72	0.000	0.000	DI2_165_168_L_0						
38 D	12.29	9.5925E-04	52.80	81.96	118.4	82.00	UL-RL	2.6062E+04	-7.400	0.000	
1.000	1.000	81.96	0.000	0.000	DI2_165_168_L_0						
39 D	4.178	9.7439E-04	54.40	83.55	120.0	83.66	UL-RL	2.6062E+04	-7.500	0.000	
1.000	1.000	83.55	0.000	0.000	DI2_165_168_L_0						

```
+-------------------------------------------------------------------------------------------------------------------------+
|                   PARATIEPLUS(TM)   NLS ENGINE RELEASE  2018.0    FULL VERSION  *Build date:Nov 13, 2017*              |
|                                                                                                                         |
|                                     NewProject.BaseDesignSection_28.A1M1R1_1183                                         |
|                                   Exe Time : 4 September 2018 18:01:31                                                  |
+-------------------------------------------------------------------------------------------------------------------------+
New Project


S T R E S S   R E S U L T S   F O R   G R O U P   N O.   3

WallElement_33                                                :
ELEMENT TYPE    2 NO.OF ELEMENTS. IN THIS GROUP   38
C U R R E N T   T I M E   I S     5.0000

 WALL2D ELEMENT

   EL      TA          TB          MA          MB
-------------------------------------------------------
    1 -120.45      120.45    -3.16414E-11 -24.089
    2 -118.25      118.25      24.089     -47.739
    3 -112.58      112.58      47.739     -70.255
    4 -103.41      103.41      70.255     -90.936
    5 -93.106      93.106      90.936     -109.56
    6 -83.126      83.126      109.56     -126.18
    7 -73.393      73.393      126.18     -140.86
    8 -63.885      63.885      140.86     -153.64
    9 -54.540      54.540      153.64     -164.55
   10 -45.362      45.362      164.55     -173.62
   11 -36.349      36.349      173.62     -180.89
   12 -27.494      27.494      180.89     -186.39
   13 -18.784      18.784      186.39     -190.14
   14 -10.208      10.208      190.14     -192.19
   15 -1.7492      1.7492      192.19     -192.54
   16  6.6089     -6.6089      192.54     -191.21
   17  14.898     -14.898      191.21     -188.23
   18  23.121     -23.121      188.23     -183.61
   19  31.296     -31.296      183.61     -177.35
   20  39.441     -39.441      177.35     -169.46
   21  47.562     -47.562      169.46     -159.95
   22  55.408     -55.408      159.95     -148.87
   23  62.963     -62.963      148.87     -136.28
   24  68.552     -68.552      136.28     -122.57
   25  72.521     -72.521      122.57     -108.06
   26  71.272     -71.272      108.06     -93.807
   27  68.630     -68.630      93.807     -80.081
   28  65.109     -65.109      80.081     -67.059
   29  60.963     -60.963      67.059     -54.867
   30  56.223     -56.223      54.867     -43.622
   31  50.941     -50.941      43.622     -33.434
   32  45.129     -45.129      33.434     -24.408
   33  38.796     -38.796      24.408     -16.649
   34  31.948     -31.948      16.649     -10.260
   35  24.635     -24.635      10.260     -5.3326
   36  16.877     -16.877      5.3326     -1.9572
   37  8.6810     -8.6810      1.9572    -0.22099
   38  2.2098     -2.2098     0.22099    -1.45812E-11
```

```
+-------------------------------------------------------------------------------------------------------------------------------+
|                   PARATIEPLUS(TM)   NLS ENGINE RELEASE  2018.0    FULL VERSION  *Build date:Nov 13, 2017*                    |
|                                                                                                                               |
|                                     NewProject.BaseDesignSection_28.A1M1R1_1183                                               |
|                                  Exe Time : 4 September 2018 18:01:31                                                         |
+-------------------------------------------------------------------------------------------------------------------------------+
New Project


S T R E S S    R E S U L T S    F O R    G R O U P    N O.    4

Tieback_175                                                  :
ELEMENT TYPE    6 NO.OF ELEMENTS. IN THIS GROUP    1
C U R R E N T    T I M E    I S      5.0000

 POST-TENSION 2D-BOUNDARY ELEMENT

         EL    FORCE          d0          EDISPL     pl. eps          K     -ve limit   +ve limit
-------------------------------------------------------------------------------------------------------------
 ANCHOR    1   139.08     -1.46124E-03 -1.11772E-03   0.0000       1689.0       0.0000       0.0000     ELASTIC  ORIGINAL
YOUNG MODULUS

 ITER     0 RNORM = 0.000     RMNORM= 0.000
            RINORM=0.2909E+06 RIMNOR=0.1216E+07
            RENORM=0.1148E-04 REMNOR=0.9581E-20 RATIO =0.6281E-05 TOLER =0.1000E-03      CONVERGED !
            RFMAX = 120.4     RMMAX = 192.5
            RTSMAL=0.1000E-02 RMSMAL=0.1000E-02
            RDT   =0.2909E+06 RDR   =0.1216E+07
            RATIOT=0.6281E-05 RATIOR= 0.000
            MAX UN=0.2157E-02 IEQ=    73 NODE     37 DOF   1  Y-DISPL.F
            MIN UN=-.5473E-09 IEQ=    55 NODE     28 DOF   1  Y-DISPL.F
            NO. OF CONTACT CONSTRAINT VIOLATIONS     0


 ITER     1 RNORM = 0.000     RMNORM= 0.000
            RINORM=0.2909E+06 RIMNOR=0.1216E+07
            RENORM=0.1729E-07 REMNOR=0.2931E-19 RATIO =0.2438E-06 TOLER =0.1000E-03      CONVERGED !
            RFMAX = 120.4     RMMAX = 192.5
            RTSMAL=0.1000E-02 RMSMAL=0.1000E-02
            RDT   =0.2909E+06 RDR   =0.1216E+07
            RATIOT=0.2438E-06 RATIOR= 0.000
            MAX UN=0.8057E-04 IEQ=    61 NODE     31 DOF   1  Y-DISPL.F
            MIN UN=-.2286E-08 IEQ=    77 NODE     39 DOF   1  Y-DISPL.F
            NO. OF CONTACT CONSTRAINT VIOLATIONS     0


 ITER     2 RNORM = 0.000     RMNORM= 0.000
            RINORM=0.2909E+06 RIMNOR=0.1216E+07
            RENORM=0.4742E-17 REMNOR=0.1164E-19 RATIO =0.4037E-11 TOLER =0.1000E-03      CONVERGED !
            RFMAX = 120.4     RMMAX = 192.5
            RTSMAL=0.1000E-02 RMSMAL=0.1000E-02
            RDT   =0.2909E+06 RDR   =0.1216E+07
            RATIOT=0.4037E-11 RATIOR= 0.000
            MAX UN=0.1084E-08 IEQ=     5 NODE      3 DOF   1  Y-DISPL.F
            MIN UN=-.1064E-08 IEQ=     3 NODE      2 DOF   1  Y-DISPL.F
            NO. OF CONTACT CONSTRAINT VIOLATIONS     0
```

```
+-------------------------------------------------------------------------------------------------------------------------+
|                   PARATIEPLUS(TM)   NLS ENGINE RELEASE  2018.0    FULL VERSION  *Build date:Nov 13, 2017*               |
|                                                                                                                         |
|                                      NewProject.BaseDesignSection_28.A1M1R1_1183                                        |
|                                   Exe Time : 4 September 2018 18:01:31                                                  |
+-------------------------------------------------------------------------------------------------------------------------+
New Project
SOLUTION REACHED USING     2 ITERATIONS ON   40

P R I N T   O U T   F O R   T I M E   S T E P    6     ( AT TIME   6.000     )

PRINT OUT OF ACTIVE COMPONENTS (FIXED NODES ARE NOT PRINTED OUT)

          Y-DISPL.F        X-ROT. F
            (02)             (04)           (
    1  -1.1966231E-03   4.8094891E-04
    2  -1.1004985E-03   4.7997148E-04
    3  -1.0047637E-03   4.7705702E-04
    4  -9.0980059E-04   4.7226936E-04
    5  -8.1597279E-04   4.6572895E-04
    6  -7.2361533E-04   4.5759382E-04
    7  -6.3303061E-04   4.4802855E-04
    8  -5.4448859E-04   4.3719311E-04
    9  -4.5822763E-04   4.2524365E-04
   10  -3.7445520E-04   4.1233315E-04
   11  -2.9334842E-04   3.9861195E-04
   12  -2.1505463E-04   3.8422765E-04
   13  -1.3969190E-04   3.6932527E-04
   14  -6.7349553E-05   3.5404735E-04
   15   1.9113587E-06   3.3853416E-04
   16   6.8057643E-05   3.2292395E-04
   17   1.3108388E-04   3.0735312E-04
   18   1.9101085E-04   2.9195691E-04
   19   2.4788721E-04   2.7686924E-04
   20   3.0178798E-04   2.6222318E-04
   21   3.5281450E-04   2.4815123E-04
   22   4.0109528E-04   2.3478526E-04
   23   4.4678431E-04   2.2225492E-04
   24   4.9006129E-04   2.1068518E-04
   25   5.3112954E-04   2.0018271E-04
   26   5.7021070E-04   1.9082508E-04
   27   6.0753718E-04   1.8263440E-04
   28   6.4333996E-04   1.7557900E-04
   29   6.7784113E-04   1.6960889E-04
   30   7.1125172E-04   1.6466187E-04
   31   7.4376927E-04   1.6066578E-04
   32   7.7557585E-04   1.5753933E-04
   33   8.0683682E-04   1.5519245E-04
   34   8.3769823E-04   1.5352658E-04
   35   8.6828572E-04   1.5243477E-04
   36   8.9870274E-04   1.5180211E-04
   37   9.2902887E-04   1.5150631E-04
   38   9.5931894E-04   1.5141792E-04
   39   9.7446089E-04   1.5141343E-04
```

```
+-------------------------------------------------------------------------------------------------------------------------------+
|                   PARATIEPLUS(TM)   NLS ENGINE RELEASE  2018.0    FULL VERSION  *Build date:Nov 13, 2017*                    |
|                                                                                                                               |
|                                    NewProject.BaseDesignSection_28.A1M1R1_1183                                                |
|                                  Exe Time : 4 September 2018 18:01:31                                                         |
+-------------------------------------------------------------------------------------------------------------------------------+
New Project


S T R E S S   R E S U L T S   F O R   G R O U P   N O.   1

0_L                                                              :
ELEMENT TYPE    5 NO.OF ELEMENTS. IN THIS GROUP   39
C U R R E N T   T I M E   I S      6.0000

 HARDENING 2D SOIL ELEMENT

 ****** TOTAL STRESS FORMULATION *****

  EL *   FORCE     DISPL-Y  VERTICAL-P  HORIZON.-P     MAX-V-P     MAX-H-P           STATE   STIFFNESS Z-LEVEL      PORE
E FACTOR    UFACTOR       Peq           Su_a         Su_p     LAYER
 ------------------------------------------------------------------------------------------------------------------------------
-------------------------------------------------------------------------------------------
   1 D  1.9166E-03  1.1966E-03  5.5891E-02  1.9166E-02  5.5891E-02   2.014          UL-RL  1.6628E+04   0.000       0.000
1.000       1.000      1.9166E-02   0.000       0.000     DI1_164_167_L_0
   2 D   2.196      1.1005E-03   3.306       10.98       3.306       17.73          UL-RL  1.6628E+04 -0.2000       0.000
1.000       1.000       10.98       0.000       0.000     DI1_164_167_L_0
   3 D   5.671      1.0048E-03   6.742       28.35       6.742       35.17          UL-RL  1.6628E+04 -0.4000       0.000
1.000       1.000       28.35       0.000       0.000     DI1_164_167_L_0
   4 D   9.171      9.0980E-04   10.42       45.86       10.42       52.62          UL-RL  1.6628E+04 -0.6000       0.000
1.000       1.000       45.86       0.000       0.000     DI1_164_167_L_0
   5 D   10.30      8.1597E-04   14.27       51.51       14.27       58.12          UL-RL  1.6628E+04 -0.8000       0.000
1.000       1.000       51.51       0.000       0.000     DI1_164_167_L_0
   6 D   9.980      7.2362E-04   18.20       49.90       18.20       56.34          UL-RL  1.6628E+04  -1.000       0.000
1.000       1.000       49.90       0.000       0.000     DI1_164_167_L_0
   7 D   9.733      6.3303E-04   22.12       48.67       22.12       54.93          UL-RL  1.6628E+04  -1.200       0.000
1.000       1.000       48.67       0.000       0.000     DI1_164_167_L_0
   8 D   9.508      5.4449E-04   26.11       47.54       26.11       53.59          UL-RL  1.6628E+04  -1.400       0.000
1.000       1.000       47.54       0.000       0.000     DI1_164_167_L_0
   9 D   9.345      4.5823E-04   30.56       46.73       30.56       52.33          UL-RL  1.6628E+04  -1.600       0.000
1.000       1.000       46.73       0.000       0.000     DI1_164_167_L_0
  10 D   9.178      3.7446E-04   34.79       45.89       34.79       51.16          UL-RL  1.6628E+04  -1.800       0.000
1.000       1.000       45.89       0.000       0.000     DI1_164_167_L_0
  11 D   9.013      2.9335E-04   38.86       45.07       38.86       50.08          UL-RL  1.6628E+04  -2.000       0.000
1.000       1.000       45.07       0.000       0.000     DI1_164_167_L_0
  12 D   8.856      2.1505E-04   42.80       44.28       42.80       49.10          UL-RL  1.6628E+04  -2.200       0.000
1.000       1.000       44.28       0.000       0.000     DI1_164_167_L_0
  13 D   8.709      1.3969E-04   46.64       43.55       46.64       48.22          UL-RL  1.6628E+04  -2.400       0.000
1.000       1.000       43.55       0.000       0.000     DI1_164_167_L_0
  14 D   8.576      6.7350E-05   50.40       42.88       50.40       47.45          UL-RL  1.6628E+04  -2.600       0.000
1.000       1.000       42.88       0.000       0.000     DI1_164_167_L_0
  15 D   8.459     -1.9114E-06   54.10       42.29       54.10       46.78          UL-RL  1.6628E+04  -2.800       0.000
1.000       1.000       42.29       0.000       0.000     DI1_164_167_L_0
  16 D   8.358     -6.8058E-05   57.75       41.79       57.75       46.21          UL-RL  1.6628E+04  -3.000       0.000
1.000       1.000       41.79       0.000       0.000     DI1_164_167_L_0
  17 D   8.289     -1.3108E-04   61.49       41.45       61.49       45.75          UL-RL  1.6628E+04  -3.200       0.000
1.000       1.000       41.45       0.000       0.000     DI1_164_167_L_0
  18 D   8.223     -1.9101E-04   65.05       41.11       65.05       45.40          UL-RL  1.6628E+04  -3.400       0.000
1.000       1.000       41.11       0.000       0.000     DI1_164_167_L_0
  19 D   8.175     -2.4789E-04   68.58       40.87       68.58       45.14          UL-RL  1.6628E+04  -3.600       0.000
1.000       1.000       40.87       0.000       0.000     DI1_164_167_L_0
  20 D   8.145     -3.0179E-04   72.08       40.72       72.08       44.98          UL-RL  1.6628E+04  -3.800       0.000
1.000       1.000       40.72       0.000       0.000     DI1_164_167_L_0
  21 D   8.121     -3.5281E-04   75.44       40.60       75.44       44.92          UL-RL  1.6628E+04  -4.000       0.000
1.000       1.000       40.60       0.000       0.000     DI1_164_167_L_0
  22 D   8.126     -4.0110E-04   78.91       40.63       78.91       44.94          UL-RL  1.6628E+04  -4.200       0.000
1.000       1.000       40.63       0.000       0.000     DI1_164_167_L_0
  23 D   8.147     -4.4678E-04   82.36       40.74       82.36       45.05          UL-RL  1.6628E+04  -4.400       0.000
1.000       1.000       40.74       0.000       0.000     DI1_164_167_L_0
  24 D   8.183     -4.9006E-04   85.79       40.92       85.79       45.24          UL-RL  1.6628E+04  -4.600       0.000
1.000       1.000       40.92       0.000       0.000     DI1_164_167_L_0
```

```
  25 D   8.233     -5.3113E-04   89.21       41.17       89.21       45.50          UL-RL  1.6628E+04  -4.800       0.000
1.000       1.000       41.17       0.000       0.000     DI1_164_167_L_0
  26 D   5.894     -5.7021E-04   92.62       29.47       92.62       48.23          UL-RL  4.0077E+04  -5.000       0.000
1.000       1.000       29.47       0.000       0.000     DI2_165_168_L_0
  27 D   5.546     -6.0754E-04   95.57       27.73       95.57       46.85          UL-RL  4.0077E+04  -5.200       0.000
1.000       1.000       27.73       0.000       0.000     DI2_165_168_L_0
  28 D   5.666     -6.4334E-04   98.54       28.33       98.54       47.38          UL-RL  4.0077E+04  -5.400       0.000
1.000       1.000       28.33       0.000       0.000     DI2_165_168_L_0
  29 D   5.871     -6.7784E-04   101.5       29.36       101.5       49.01          UL-RL  4.0077E+04  -5.600       0.000
1.000       1.000       29.36       0.000       0.000     DI2_165_168_L_0
  30 D   6.077     -7.1125E-04   104.5       30.39       104.5       50.63          UL-RL  4.0077E+04  -5.800       0.000
1.000       1.000       30.39       0.000       0.000     DI2_165_168_L_0
  31 D   6.285     -7.4377E-04   107.5       31.42       107.5       52.25          UL-RL  4.0077E+04  -6.000       0.000
1.000       1.000       31.42       0.000       0.000     DI2_165_168_L_0
  32 D   6.493     -7.7558E-04   110.5       32.47       110.5       53.87          UL-RL  4.0077E+04  -6.200       0.000
1.000       1.000       32.47       0.000       0.000     DI2_165_168_L_0
  33 D   6.703     -8.0684E-04   113.6       33.51       113.6       55.49          UL-RL  4.0077E+04  -6.400       0.000
1.000       1.000       33.51       0.000       0.000     DI2_165_168_L_0
  34 D   6.913     -8.3770E-04   116.6       34.57       116.6       57.10          UL-RL  4.0077E+04  -6.600       0.000
1.000       1.000       34.57       0.000       0.000     DI2_165_168_L_0
  35 D   7.125     -8.6829E-04   119.7       35.62       119.7       58.71          UL-RL  4.0077E+04  -6.800       0.000
1.000       1.000       35.62       0.000       0.000     DI2_165_168_L_0
  36 D   7.337     -8.9870E-04   122.7       36.68       122.7       60.32          UL-RL  4.0077E+04  -7.000       0.000
1.000       1.000       36.68       0.000       0.000     DI2_165_168_L_0
  37 D   7.550     -9.2903E-04   125.8       37.75       125.8       61.93          UL-RL  4.0077E+04  -7.200       0.000
1.000       1.000       37.75       0.000       0.000     DI2_165_168_L_0
  38 D   5.823     -9.5932E-04   128.9       38.82       128.9       63.53          UL-RL  4.0077E+04  -7.400       0.000
1.000       1.000       38.82       0.000       0.000     DI2_165_168_L_0
  39 D   1.968     -9.7446E-04   130.4       39.36       130.4       64.33          UL-RL  4.0077E+04  -7.500       0.000
1.000       1.000       39.36       0.000       0.000     DI2_165_168_L_0
```

```
+-----------------------------------------------------------------------------------------------------------------------+
|                  PARATIEPLUS(TM)   NLS ENGINE RELEASE  2018.0    FULL VERSION  *Build date:Nov 13, 2017*              |
|                                                                                                                       |
|                                    NewProject.BaseDesignSection_28.A1M1R1_1183                                        |
|                                 Exe Time : 4 September 2018 18:01:31                                                  |
+-----------------------------------------------------------------------------------------------------------------------+
New Project


S T R E S S   R E S U L T S   F O R   G R O U P   N O.   2

0_R                                                                  :
ELEMENT TYPE    5 NO.OF ELEMENTS. IN THIS GROUP   39
C U R R E N T   T I M E   I S     6.0000

 HARDENING 2D SOIL ELEMENT

 ****** TOTAL STRESS FORMULATION *****

 EL *   FORCE     DISPL-Y  VERTICAL-P  HORIZON.-P     MAX-V-P     MAX-H-P          STATE   STIFFNESS Z-LEVEL      PORE
E FACTOR    UFACTOR       Peq          Su_a        Su_p     LAYER
 ---------------------------------------------------------------------------------------------------------------------------
-----------------------------------------------------------------------------------------------
   1     0.000         --          --          --          --          --          REMOVED     --        0.000       0.000
1.000       1.000       0.000       0.000       0.000     not available
   2     0.000         --          --          --          --          --          REMOVED     --      -0.2000       0.000
1.000       1.000       0.000       0.000       0.000     not available
   3     0.000         --          --          --          --          --          REMOVED     --      -0.4000       0.000
1.000       1.000       0.000       0.000       0.000     not available
   4     0.000         --          --          --          --          --          REMOVED     --      -0.6000       0.000
1.000       1.000       0.000       0.000       0.000     not available
   5     0.000         --          --          --          --          --          REMOVED     --      -0.8000       0.000
1.000       1.000       0.000       0.000       0.000     not available
   6     0.000         --          --          --          --          --          REMOVED     --       -1.000       0.000
1.000       1.000       0.000       0.000       0.000     not available
   7     0.000         --          --          --          --          --          REMOVED     --       -1.200       0.000
1.000       1.000       0.000       0.000       0.000     not available
   8     0.000         --          --          --          --          --          REMOVED     --       -1.400       0.000
1.000       1.000       0.000       0.000       0.000     not available
   9     0.000         --          --          --          --          --          REMOVED     --       -1.600       0.000
1.000       1.000       0.000       0.000       0.000     not available
  10     0.000         --          --          --          --          --          REMOVED     --       -1.800       0.000
1.000       1.000       0.000       0.000       0.000     not available
  11     0.000         --          --          --          --          --          REMOVED     --       -2.000       0.000
1.000       1.000       0.000       0.000       0.000     not available
  12     0.000         --          --          --          --          --          REMOVED     --       -2.200       0.000
1.000       1.000       0.000       0.000       0.000     not available
  13     0.000         --          --          --          --          --          REMOVED     --       -2.400       0.000
1.000       1.000       0.000       0.000       0.000     not available
  14     0.000         --          --          --          --          --          REMOVED     --       -2.600       0.000
1.000       1.000       0.000       0.000       0.000     not available
  15     0.000         --          --          --          --          --          REMOVED     --       -2.800       0.000
1.000       1.000       0.000       0.000       0.000     not available
  16     0.000         --          --          --          --          --          REMOVED     --       -3.000       0.000
1.000       1.000       0.000       0.000       0.000     not available
  17     0.000         --          --          --          --          --          REMOVED     --       -3.200       0.000
1.000       1.000       0.000       0.000       0.000     not available
  18     0.000         --          --          --          --          --          REMOVED     --       -3.400       0.000
1.000       1.000       0.000       0.000       0.000     not available
  19     0.000         --          --          --          --          --          REMOVED     --       -3.600       0.000
1.000       1.000       0.000       0.000       0.000     not available
  20     0.000         --          --          --          --          --          REMOVED     --       -3.800       0.000
1.000       1.000       0.000       0.000       0.000     not available
  21     0.000         --          --          --          --          --          REMOVED     --       -4.000       0.000
1.000       1.000       0.000       0.000       0.000     not available
  22 D  0.2797      4.0110E-04   1.600       1.398       1.600       1.398            V-C   7641.      -4.200       0.000
1.000       1.000       1.398       0.000       0.000     DI1_164_167_L_0
  23 D  0.5922      4.4678E-04   4.800       2.961       4.800       2.961            V-C   7641.      -4.400       0.000
1.000       1.000       2.961       0.000       0.000     DI1_164_167_L_0
  24 D   2.594      4.9006E-04   8.000       12.97       73.60       40.84          UL-RL  1.2226E+04  -4.600       0.000
1.000       1.000       12.97       0.000       0.000     DI1_164_167_L_0
```

25 D	4.265	5.3113E-04	11.20	21.32	76.80	42.48	UL-RL	1.2226E+04	-4.800	0.000	
1.000	1.000	21.32	0.000	0.000	DI1_164_167_L_0						
26 D	7.144	5.7021E-04	14.40	35.72	80.00	44.12	UL-RL	2.6062E+04	-5.000	0.000	
1.000	1.000	35.72	0.000	0.000	DI2_165_168_L_0						
27 D	8.189	6.0754E-04	17.60	40.94	83.20	45.75	UL-RL	2.6062E+04	-5.200	0.000	
1.000	1.000	40.94	0.000	0.000	DI2_165_168_L_0						
28 D	9.187	6.4334E-04	20.80	45.94	86.40	47.38	UL-RL	2.6062E+04	-5.400	0.000	
1.000	1.000	45.94	0.000	0.000	DI2_165_168_L_0						
29 D	10.02	6.7784E-04	24.00	50.09	89.60	50.09	V-C	1.6289E+04	-5.600	0.000	
1.000	1.000	50.09	0.000	0.000	DI2_165_168_L_0						
30 D	10.82	7.1125E-04	27.20	54.09	92.80	54.09	V-C	1.6289E+04	-5.800	0.000	
1.000	1.000	54.09	0.000	0.000	DI2_165_168_L_0						
31 D	11.57	7.4377E-04	30.40	57.83	96.00	57.83	V-C	1.6289E+04	-6.000	0.000	
1.000	1.000	57.83	0.000	0.000	DI2_165_168_L_0						
32 D	12.31	7.7558E-04	33.60	61.53	99.20	61.53	UL-RL	2.6062E+04	-6.200	0.000	
1.000	1.000	61.53	0.000	0.000	DI2_165_168_L_0						
33 D	13.04	8.0684E-04	36.80	65.18	102.4	65.19	UL-RL	2.6062E+04	-6.400	0.000	
1.000	1.000	65.18	0.000	0.000	DI2_165_168_L_0						
34 D	13.76	8.3770E-04	40.00	68.80	105.6	68.81	UL-RL	2.6062E+04	-6.600	0.000	
1.000	1.000	68.80	0.000	0.000	DI2_165_168_L_0						
35 D	14.44	8.6829E-04	43.20	72.19	108.8	72.20	UL-RL	2.6062E+04	-6.800	0.000	
1.000	1.000	72.19	0.000	0.000	DI2_165_168_L_0						
36 D	15.09	8.9870E-04	46.40	75.47	112.0	75.49	UL-RL	2.6062E+04	-7.000	0.000	
1.000	1.000	75.47	0.000	0.000	DI2_165_168_L_0						
37 D	15.75	9.2903E-04	49.60	78.73	115.2	78.75	UL-RL	2.6062E+04	-7.200	0.000	
1.000	1.000	78.73	0.000	0.000	DI2_165_168_L_0						
38 D	12.29	9.5932E-04	52.80	81.96	118.4	82.00	UL-RL	2.6062E+04	-7.400	0.000	
1.000	1.000	81.96	0.000	0.000	DI2_165_168_L_0						
39 D	4.178	9.7446E-04	54.40	83.56	120.0	83.66	UL-RL	2.6062E+04	-7.500	0.000	
1.000	1.000	83.56	0.000	0.000	DI2_165_168_L_0						

```
+-------------------------------------------------------------------------------------------------------------------------+
|                   PARATIEPLUS(TM)   NLS ENGINE RELEASE  2018.0    FULL VERSION  *Build date:Nov 13, 2017*              |
|                                                                                                                         |
|                                     NewProject.BaseDesignSection_28.A1M1R1_1183                                         |
|                                   Exe Time : 4 September 2018 18:01:31                                                  |
+-------------------------------------------------------------------------------------------------------------------------+
New Project


S T R E S S   R E S U L T S   F O R   G R O U P   N O.   3

WallElement_33                                                :
ELEMENT TYPE    2 NO.OF ELEMENTS. IN THIS GROUP   38
C U R R E N T   T I M E   I S     6.0000

 WALL2D ELEMENT

   EL      TA          TB          MA          MB
-------------------------------------------------------
    1 -120.45      120.45    -3.83226E-11 -24.089
    2 -118.25      118.25      24.089     -47.739
    3 -112.58      112.58      47.739     -70.254
    4 -103.41      103.41      70.254     -90.936
    5 -93.106      93.106      90.936     -109.56
    6 -83.126      83.126      109.56     -126.18
    7 -73.393      73.393      126.18     -140.86
    8 -63.885      63.885      140.86     -153.64
    9 -54.540      54.540      153.64     -164.55
   10 -45.362      45.362      164.55     -173.62
   11 -36.349      36.349      173.62     -180.89
   12 -27.493      27.493      180.89     -186.39
   13 -18.784      18.784      186.39     -190.14
   14 -10.207      10.207      190.14     -192.18
   15 -1.7483      1.7483      192.18     -192.53
   16  6.6097     -6.6097      192.53     -191.21
   17  14.899     -14.899      191.21     -188.23
   18  23.122     -23.122      188.23     -183.61
   19  31.297     -31.297      183.61     -177.35
   20  39.441     -39.441      177.35     -169.46
   21  47.562     -47.562      169.46     -159.95
   22  55.408     -55.408      159.95     -148.87
   23  62.963     -62.963      148.87     -136.27
   24  68.553     -68.553      136.27     -122.56
   25  72.522     -72.522      122.56     -108.06
   26  71.272     -71.272      108.06     -93.804
   27  68.629     -68.629      93.804     -80.078
   28  65.108     -65.108      80.078     -67.057
   29  60.961     -60.961      67.057     -54.864
   30  56.221     -56.221      54.864     -43.620
   31  50.939     -50.939      43.620     -33.432
   32  45.126     -45.126      33.432     -24.407
   33  38.793     -38.793      24.407     -16.649
   34  31.946     -31.946      16.649     -10.259
   35  24.633     -24.633      10.259     -5.3327
   36  16.877     -16.877      5.3327     -1.9574
   37  8.6818     -8.6818      1.9574    -0.22101
   38  2.2100     -2.2100     0.22101     3.20732E-11
```

```
+-------------------------------------------------------------------------------------------------------------------------------+
|                   PARATIEPLUS(TM)   NLS ENGINE RELEASE  2018.0    FULL VERSION  *Build date:Nov 13, 2017*                    |
|                                                                                                                               |
|                                     NewProject.BaseDesignSection_28.A1M1R1_1183                                               |
|                                  Exe Time : 4 September 2018 18:01:31                                                         |
+-------------------------------------------------------------------------------------------------------------------------------+
New Project


S T R E S S    R E S U L T S    F O R    G R O U P    N O.    4

Tieback_175                                                 :
ELEMENT TYPE    6 NO.OF ELEMENTS. IN THIS GROUP    1
C U R R E N T    T I M E    I S      6.0000

 POST-TENSION 2D-BOUNDARY ELEMENT

         EL    FORCE          d0          EDISPL     pl. eps          K     -ve limit   +ve limit
-------------------------------------------------------------------------------------------------------------
 ANCHOR    1   139.08     -1.46124E-03 -1.11775E-03   0.0000       1689.0       0.0000       0.0000     ELASTIC  ORIGINAL
YOUNG MODULUS
```

```
+-----------------------------------------------------------------------------------------------------------------------+
|                  PARATIEPLUS(TM)   NLS ENGINE RELEASE  2018.0    FULL VERSION  *Build date:Nov 13, 2017*              |
|                                                                                                                       |
|                                    NewProject.BaseDesignSection_28.A1M1R1_1183                                        |
|                                 Exe Time : 4 September 2018 18:01:31                                                  |
+-----------------------------------------------------------------------------------------------------------------------+


    F I N A L   I N C R E M E N T A L   A N A L Y S I S

                    S U M M A R Y

    STEP                                   NO. OF ITERATIONS

       1          CONVERGENCE :YES                        2
       2          CONVERGENCE :YES                        4
       3          CONVERGENCE :YES                        5
       4          CONVERGENCE :YES                        4
       5          CONVERGENCE :YES                        3
       6          CONVERGENCE :YES                        2


 END OF PROCESS FOR PROBLEM
New Project
NONLINEAR SOLUTION CPU TIME ....    0.08 [sec]
DATABASE  CREATION CPU TIME.....    0.28 [sec]
```

Design Assumption : A2+M2+R1 - File di Paratie - File di input (.d)

```
* PARATIE ANALYSIS FOR DESIGN SECTION:Base Design Section USING ASSUMPTION: A2+M2+R1
 * Time:martedì 4 settembre 2018 18:01:31
 * 1: Defining general settings
 UNIT  m kN
 TITLE New Project
 DELTA 0.2
 option param itemax 40
 option control hinges 0 0.0001 0.001

 * 2: Defining wall(s)
 WALL LeftWall_32 0 -7.5 0 1

 * 3: Defining surfaces for wall(s)
 SOIL 0_L LeftWall_32 -7.5 0 1 0
 SOIL 0_R LeftWall_32 -7.5 0 2 180

 * 4: Defining soil layers
 *
 * Soil Profile (Rilevato_2_8_L_0)
 *
 LDATA Rilevato_2_8_L_0 3 LeftWall_32
 ATREST 0.5 0.5 1
 WEIGHT 19 10 10
 PERMEABILITY 0.0001
 RESISTANCE 0 38 0 0 0
 YOUNG 1.5E+04 4.5E+04
 ENDL
 *
 * Soil Profile (DI1_164_167_L_0)
 *
 LDATA DI1_164_167_L_0 0 LeftWall_32
 ATREST 0.5 0.5 1
 WEIGHT 16 6 10
 PERMEABILITY 1E-05
 RESISTANCE 0 30 0 0 0
 YOUNG 3E+04 4.8E+04
 ENDL
 *
 * Soil Profile (DI2_165_168_L_0)
 *
 LDATA DI2_165_168_L_0 -5 LeftWall_32
 ATREST 0.5 0.5 1
 WEIGHT 16 6 10
 PERMEABILITY 1E-05
 RESISTANCE 1 33 0 0 0
 YOUNG 6.8E+04 1.088E+05
 ENDL

 * 5: Defining structural materials
 * Steel material: 108 Name=Fe360 E=206000200 kPa
 MATERIAL Fe360_108 2.06E+08
 * Concrete material: 104 Name=C25/30 E=31475800 kPa
 MATERIAL C2530_104 3.148E+07
 * Rebar material: 124 Name=acciaio armonico E=200100000 kPa
 MATERIAL acciaioarmonico_124 2.001E+08
 * Concrete material: 103 Name=C20/25 E=29962000 kPa
 MATERIAL C2025_103 2.996E+07

 * 6: Defining structural elements
 * 6.1: Beams and combined Wall Elements
 BEAM WallElement_33 LeftWall_32 -7.5 0 C2530_104 0.9794 00 00 0


 * 6.2: Supports
 WIRE Tieback_175 LeftWall_32 0 acciaioarmonico_124 8.441E-06 138.5 30 0 0
```

```
* 6.3: Strips
STRIP LeftWall_32 5 6 1 4 0 26 45
STRIP LeftWall_32 1 6 11.5 18.5 2.7 26 45

* 7: Defining Steps
STEP Stage1_31
CHANGE Rilevato_2_8_L_0 U-FRICT=32.01 LeftWall_32
CHANGE Rilevato_2_8_L_0 D-FRICT=32.01 LeftWall_32
CHANGE Rilevato_2_8_L_0 U-KA=0.307 LeftWall_32
CHANGE Rilevato_2_8_L_0 U-KP=4.847 LeftWall_32
CHANGE Rilevato_2_8_L_0 D-KA=0.307 LeftWall_32
CHANGE Rilevato_2_8_L_0 D-KP=4.847 LeftWall_32
CHANGE DI1_164_167_L_0 U-FRICT=24.79 LeftWall_32
CHANGE DI1_164_167_L_0 D-FRICT=24.79 LeftWall_32
CHANGE DI1_164_167_L_0 U-KA=0.409 LeftWall_32
CHANGE DI1_164_167_L_0 U-KP=3.91 LeftWall_32
CHANGE DI1_164_167_L_0 D-KA=0.409 LeftWall_32
CHANGE DI1_164_167_L_0 D-KP=3.185 LeftWall_32
CHANGE DI2_165_168_L_0 U-FRICT=27.45 LeftWall_32
CHANGE DI2_165_168_L_0 D-FRICT=27.45 LeftWall_32
CHANGE DI2_165_168_L_0 U-KA=0.369 LeftWall_32
CHANGE DI2_165_168_L_0 U-KP=4.64 LeftWall_32
CHANGE DI2_165_168_L_0 D-KA=0.369 LeftWall_32
CHANGE DI2_165_168_L_0 D-KP=3.695 LeftWall_32
CHANGE Rilevato_2_8_L_0 U-COHE=0 LeftWall_32
CHANGE Rilevato_2_8_L_0 U-ADHES=0 LeftWall_32
CHANGE Rilevato_2_8_L_0 D-COHE=0 LeftWall_32
CHANGE Rilevato_2_8_L_0 D-ADHES=0 LeftWall_32
CHANGE DI1_164_167_L_0 U-COHE=0 LeftWall_32
CHANGE DI1_164_167_L_0 U-ADHES=0 LeftWall_32
CHANGE DI1_164_167_L_0 D-COHE=0 LeftWall_32
CHANGE DI1_164_167_L_0 D-ADHES=0 LeftWall_32
CHANGE DI2_165_168_L_0 U-COHE=0.8 LeftWall_32
CHANGE DI2_165_168_L_0 U-ADHES=0 LeftWall_32
CHANGE DI2_165_168_L_0 D-COHE=0.8 LeftWall_32
CHANGE DI2_165_168_L_0 D-ADHES=0 LeftWall_32
SETWALL LeftWall_32
GEOM 0 0
WATER -18 0 -7.5 0 0
ADD WallElement_33
ENDSTEP

STEP Stage2_183
SETWALL LeftWall_32
GEOM 0 -1
WATER -18 0 -7.5 0 0
ENDSTEP

STEP Stage3_283
SETWALL LeftWall_32
GEOM 0 -1
WATER -18 0 -7.5 0 0
ADD Tieback_175
ENDSTEP

STEP Stage4_383
SETWALL LeftWall_32
GEOM 0 -4.6
WATER -18 0 -7.5 0 0
ENDSTEP

STEP Stage5_744
SETWALL LeftWall_32
GEOM 0 -4.1
WATER -18 0 -7.5 0 0
ENDSTEP

STEP Stage6_2841
SETWALL LeftWall_32
GEOM 0 -4.1
WATER -18 0 -7.5 0 0
```

```
ENDSTEP
```

Design Assumption : A2+M2+R1 - File di Paratie - File di output (.out)

```
+-------------------------------------------------------------------------------------------------------------------------+
|                   PARATIEPLUS(TM)   NLS ENGINE RELEASE  2018.0    FULL VERSION  *Build date:Nov 13, 2017*               |
|                                                                                                                         |
|                                    NewProject.BaseDesignSection_28.A2M2R1_1213                                          |
|                                  Exe Time : 4 September 2018 18:01:32                                                   |
+-------------------------------------------------------------------------------------------------------------------------+

                  ************************************************************
                  *                                                          *
                  *  PARATIE PLUS Non-Linear Spring Engine                   *
                  *                                                          *
                  *          AN ELASTOPLASTIC FINITE ELEMENT PROGRAM         *
                  *          FOR FLEXIBLE EARTH-RETAINING STRUCTURES         *
                  *                                                          *
                  *          Written by Ce.A.S. s.r.l. (ITALY)               *
                  *          with the scientific supervision of              *
                  *          Roberto Nova - full professor SOIL MECHANICS    *
                  *          at Politecnico di Milano (ITALY)                *
                  *                                                          *
                  ************************************************************
                  *                                                          *
                  *  RELEASE   2018.0     *Build date:Nov 13, 2017*    *     *
                  *                                                          *
                  *                                                          *
                  *  Ce.A.S.     S.R.L   CENTRO DI ANALISI STRUTTURALE       *
                  *              VIALE   GIUSTINIANO 10                      *
                  *              20129   M I L A N O  (ITALIA)               *
                  *  TEL.        +39 02 2020221                              *
                  *                                                          *
                  *  email       bruno.becci@ceas.it                         *
                  *  Web Page    www.ceas.it     www.paratieplus.com         *
                  ************************************************************



 JOB : NewProject.BaseDesignSection_28.A2M2R1_1213
 STARTING
ACCEPTED   <FILE,GENW                                                        >
ACCEPTED   <FILE,PLOTTER,BINARY                                              >
ACCEPTED   <SOLVE TOTAL_STRESS                                               >
ACCEPTED   <PARAM ITEMAX 40                                                  >
ACCEPTED   <CONTROL HINGES 0 0.0001 0.001                                    >


                  ************************************************************
                  *                                                          *
                  *  WARNING : PORE PRESSURES ARE AUTOMATICALLY COMPUTED     *
                  *    BY THE PROGRAM.                                       *
                  ************************************************************

PRELIMINARY OPERATIONS CPU TIME     0.01 [sec]
```

```
+-----------------------------------------------------------------------------------------------------------------------+
|                   PARATIEPLUS(TM)   NLS ENGINE RELEASE  2018.0    FULL VERSION  *Build date:Nov 13, 2017*             |
|                                                                                                                       |
|                                     NewProject.BaseDesignSection_28.A2M2R1_1213                                       |
|                                  Exe Time : 4 September 2018 18:01:32                                                 |
+-----------------------------------------------------------------------------------------------------------------------+


INPUT FILE HAS BEEN GENERATED BY WALGEN PROGRAM


New Project


NO. OF NODAL POINTS (NUMNP) ...................   39
NO. OF COORDINATES  (NCOORD)...................    2
NO. OF NODE DOFS    (NDOF).....................    2
NO. OF EQUATIONS    (NEQ)......................   78
NO. OF CONSTRAINTS CARDS (NVINC)...............    0
NO. OF ELEMENT GROUPS (NEG)....................    4
NO. OF SOLUTION STEPS (NSTE)...................    6
NO. OF ELEMENT SETS ATTACHED TO SLAVE NODES ...    0
NO. OF RECORD FROM WALGEN .....................   99
NO. OF LONG NAMES (LASTNAME) ..................   24
LENGTH UNIT CHOICE ............................    3 (M   )
FORCE  UNIT CHOICE ............................    3 (KN  )
MAX PORE PRESSURE TABLE LENGTH.................    1
NO. OF ELEMENT GROUPS REQUIRING ADD. SLIP DOF .    0


IDOFA (01) =  2  Y-DISPL.F
IDOFA (02) =  4   X-ROT. F

 RELEVANT ITEMS UNITS

 STRESSES                  kPa
 Y-DISPLACEMENTS           m
 ROTATIONS                 RADIANS
 BEAM AND SLAB MOMENTS     kN*m/m
 BEAM SHEAR FORCES         kN/m
 ANCHOR FORCES             kN/m
 AXIAL FORCES IN TRUSSES   kN/m
 AXIAL FORCES SPRINGS      kN/m
 Y-REACTIONS               kN/m
 X-MOMENT REACTIONS        kN*m/m
 ETC.
```

```
+-------------------------------------------------------------------------------------------------------------------------+
|                  PARATIEPLUS(TM)   NLS ENGINE RELEASE  2018.0    FULL VERSION  *Build date:Nov 13, 2017*              |
|                                                                                                                         |
|                                    NewProject.BaseDesignSection_28.A2M2R1_1213                                          |
|                                  Exe Time : 4 September 2018 18:01:32                                                   |
+-------------------------------------------------------------------------------------------------------------------------+
                  P R E P R O C E S S O R     D A T A

                  N O.  O F   C O M M A N D S     99

   1 : UNIT  m kN
   2 : TITLE New Project
   3 : DELTA 0.2
   4 : option param itemax 40
   5 : option control hinges 0 0.0001 0.001
   6 : WALL LeftWall_32 0 -7.5 0 1
   7 : SOIL 0_L LeftWall_32 -7.5 0 1 0
   8 : SOIL 0_R LeftWall_32 -7.5 0 2 180
   9 : LDATA Rilevato_2_8_L_0 3 LeftWall_32
  10 : ATREST 0.5 0.5 1
  11 : WEIGHT 19 10 10
  12 : PERMEABILITY 0.0001
  13 : RESISTANCE 0 38 0 0 0
  14 : YOUNG 1.5E+04 4.5E+04
  15 : ENDL
  16 : LDATA DI1_164_167_L_0 0 LeftWall_32
  17 : ATREST 0.5 0.5 1
  18 : WEIGHT 16 6 10
  19 : PERMEABILITY 1E-05
  20 : RESISTANCE 0 30 0 0 0
  21 : YOUNG 3E+04 4.8E+04
  22 : ENDL
  23 : LDATA DI2_165_168_L_0 -5 LeftWall_32
  24 : ATREST 0.5 0.5 1
  25 : WEIGHT 16 6 10
  26 : PERMEABILITY 1E-05
  27 : RESISTANCE 1 33 0 0 0
  28 : YOUNG 6.8E+04 1.088E+05
  29 : ENDL
  30 : MATERIAL Fe360_108 2.06E+08
  31 : MATERIAL C2530_104 3.148E+07
  32 : MATERIAL acciaioarmonico_124 2.001E+08
  33 : MATERIAL C2025_103 2.996E+07
  34 : BEAM WallElement_33 LeftWall_32 -7.5 0 C2530_104 0.9794 00 00 0
  35 : WIRE Tieback_175 LeftWall_32 0 acciaioarmonico_124 8.441E-06 138.5 30 0 0
  36 : STRIP LeftWall_32 5 6 1 4 0 26 45
  37 : STRIP LeftWall_32 1 6 11.5 18.5 2.7 26 45
  38 : STEP Stage1_31
  39 : CHANGE Rilevato_2_8_L_0 U-FRICT=32.01 LeftWall_32
  40 : CHANGE Rilevato_2_8_L_0 D-FRICT=32.01 LeftWall_32
  41 : CHANGE Rilevato_2_8_L_0 U-KA=0.307 LeftWall_32
  42 : CHANGE Rilevato_2_8_L_0 U-KP=4.847 LeftWall_32
  43 : CHANGE Rilevato_2_8_L_0 D-KA=0.307 LeftWall_32
  44 : CHANGE Rilevato_2_8_L_0 D-KP=4.847 LeftWall_32
  45 : CHANGE DI1_164_167_L_0 U-FRICT=24.79 LeftWall_32
  46 : CHANGE DI1_164_167_L_0 D-FRICT=24.79 LeftWall_32
  47 : CHANGE DI1_164_167_L_0 U-KA=0.409 LeftWall_32
  48 : CHANGE DI1_164_167_L_0 U-KP=3.91 LeftWall_32
  49 : CHANGE DI1_164_167_L_0 D-KA=0.409 LeftWall_32
  50 : CHANGE DI1_164_167_L_0 D-KP=3.185 LeftWall_32
  51 : CHANGE DI2_165_168_L_0 U-FRICT=27.45 LeftWall_32
  52 : CHANGE DI2_165_168_L_0 D-FRICT=27.45 LeftWall_32
  53 : CHANGE DI2_165_168_L_0 U-KA=0.369 LeftWall_32
  54 : CHANGE DI2_165_168_L_0 U-KP=4.64 LeftWall_32
  55 : CHANGE DI2_165_168_L_0 D-KA=0.369 LeftWall_32
  56 : CHANGE DI2_165_168_L_0 D-KP=3.695 LeftWall_32
  57 : CHANGE Rilevato_2_8_L_0 U-COHE=0 LeftWall_32
  58 : CHANGE Rilevato_2_8_L_0 U-ADHES=0 LeftWall_32
  59 : CHANGE Rilevato_2_8_L_0 D-COHE=0 LeftWall_32
  60 : CHANGE Rilevato_2_8_L_0 D-ADHES=0 LeftWall_32
  61 : CHANGE DI1_164_167_L_0 U-COHE=0 LeftWall_32
```

```
62 : CHANGE DI1_164_167_L_0 U-ADHES=0 LeftWall_32
63 : CHANGE DI1_164_167_L_0 D-COHE=0 LeftWall_32
64 : CHANGE DI1_164_167_L_0 D-ADHES=0 LeftWall_32
65 : CHANGE DI2_165_168_L_0 U-COHE=0.8 LeftWall_32
66 : CHANGE DI2_165_168_L_0 U-ADHES=0 LeftWall_32
67 : CHANGE DI2_165_168_L_0 D-COHE=0.8 LeftWall_32
68 : CHANGE DI2_165_168_L_0 D-ADHES=0 LeftWall_32
69 : SETWALL LeftWall_32
70 : GEOM 0 0
71 : WATER -18 0 -7.5 0 0
72 : ADD WallElement_33
73 : ENDSTEP
74 : STEP Stage2_183
75 : SETWALL LeftWall_32
76 : GEOM 0 -1
77 : WATER -18 0 -7.5 0 0
78 : ENDSTEP
79 : STEP Stage3_283
80 : SETWALL LeftWall_32
81 : GEOM 0 -1
82 : WATER -18 0 -7.5 0 0
83 : ADD Tieback_175
84 : ENDSTEP
85 : STEP Stage4_383
86 : SETWALL LeftWall_32
87 : GEOM 0 -4.6
88 : WATER -18 0 -7.5 0 0
89 : ENDSTEP
90 : STEP Stage5_744
91 : SETWALL LeftWall_32
92 : GEOM 0 -4.1
93 : WATER -18 0 -7.5 0 0
94 : ENDSTEP
95 : STEP Stage6_2841
96 : SETWALL LeftWall_32
97 : GEOM 0 -4.1
98 : WATER -18 0 -7.5 0 0
99 : ENDSTEP
```

PARATIEPLUS(TM) NLS ENGINE RELEASE 2018.0 FULL VERSION *Build date:Nov 13, 2017*

NewProject.BaseDesignSection_28.A2M2R1_1213

Exe Time : 4 September 2018 18:01:32

N O D A L P O I N T D A T A

NODE	Y-COORD	Z-COORD	/ NODE	Y-COORD	Z-COORD	/ NODE	Y-COORD	Z-COORD	/ NODE	Y-COORD	Z-COORD	/
1	0.0000	0.0000	/ 2	0.0000	-0.20000	/ 3	0.0000	-0.40000	/ 4	0.0000	-0.60000	/
5	0.0000	-0.80000	/ 6	0.0000	-1.0000	/ 7	0.0000	-1.2000	/ 8	0.0000	-1.4000	/
9	0.0000	-1.6000	/ 10	0.0000	-1.8000	/ 11	0.0000	-2.0000	/ 12	0.0000	-2.2000	/
13	0.0000	-2.4000	/ 14	0.0000	-2.6000	/ 15	0.0000	-2.8000	/ 16	0.0000	-3.0000	/
17	0.0000	-3.2000	/ 18	0.0000	-3.4000	/ 19	0.0000	-3.6000	/ 20	0.0000	-3.8000	/
21	0.0000	-4.0000	/ 22	0.0000	-4.2000	/ 23	0.0000	-4.4000	/ 24	0.0000	-4.6000	/
25	0.0000	-4.8000	/ 26	0.0000	-5.0000	/ 27	0.0000	-5.2000	/ 28	0.0000	-5.4000	/
29	0.0000	-5.6000	/ 30	0.0000	-5.8000	/ 31	0.0000	-6.0000	/ 32	0.0000	-6.2000	/
33	0.0000	-6.4000	/ 34	0.0000	-6.6000	/ 35	0.0000	-6.8000	/ 36	0.0000	-7.0000	/
37	0.0000	-7.2000	/ 38	0.0000	-7.4000	/ 39	0.0000	-7.5000	/			

```
+-------------------------------------------------------------------------------------------------------------------------+
|                   PARATIEPLUS(TM)   NLS ENGINE RELEASE  2018.0    FULL VERSION  *Build date:Nov 13, 2017*               |
|                                                                                                                         |
|                                     NewProject.BaseDesignSection_28.A2M2R1_1213                                         |
|                                  Exe Time : 4 September 2018 18:01:32                                                   |
+-------------------------------------------------------------------------------------------------------------------------+
 ELEMENT GROUP NO.  1

0_L                                                          :
   5  39   0   1   0   0   0   0   0   0   0   0   0   0   0   3   0   0   0   0
.....................................
.........2D PLASTIC SOIL ..........
.....................................

element group behaviour throughout stage analysis

stage   status
------------------
    1   active
    2   active
    3   active
    4   active
    5   active
    6   active

 material set no.    1

 prop( 1) angle              0.00000
 prop( 2) layer as foreseen  1.00000


 material set no.    2

 prop( 1) angle              0.00000
 prop( 2) layer as foreseen  2.00000


 material set no.    3

 prop( 1) angle              0.00000
 prop( 2) layer as foreseen  3.00000


 element data

   el    n  mat      area      .....     .....     .....      flag
-------------------------------------------------------------------

    1    1    2   0.1000     0.000     0.000     0.000     1.000
    2    2    2   0.2000     0.000     0.000     0.000     1.000
    3    3    2   0.2000     0.000     0.000     0.000     1.000
    4    4    2   0.2000     0.000     0.000     0.000     1.000
    5    5    2   0.2000     0.000     0.000     0.000     1.000
    6    6    2   0.2000     0.000     0.000     0.000     1.000
    7    7    2   0.2000     0.000     0.000     0.000     1.000
    8    8    2   0.2000     0.000     0.000     0.000     1.000
    9    9    2   0.2000     0.000     0.000     0.000     1.000
   10   10    2   0.2000     0.000     0.000     0.000     1.000
   11   11    2   0.2000     0.000     0.000     0.000     1.000
   12   12    2   0.2000     0.000     0.000     0.000     1.000
   13   13    2   0.2000     0.000     0.000     0.000     1.000
   14   14    2   0.2000     0.000     0.000     0.000     1.000
   15   15    2   0.2000     0.000     0.000     0.000     1.000
   16   16    2   0.2000     0.000     0.000     0.000     1.000
   17   17    2   0.2000     0.000     0.000     0.000     1.000
   18   18    2   0.2000     0.000     0.000     0.000     1.000
   19   19    2   0.2000     0.000     0.000     0.000     1.000
   20   20    2   0.2000     0.000     0.000     0.000     1.000
   21   21    2   0.2000     0.000     0.000     0.000     1.000
   22   22    2   0.2000     0.000     0.000     0.000     1.000
   23   23    2   0.2000     0.000     0.000     0.000     1.000
```

24	24	2	0.2000	0.000	0.000	0.000	1.000
25	25	2	0.2000	0.000	0.000	0.000	1.000
26	26	2	0.2000	0.000	0.000	0.000	1.000
27	27	3	0.2000	0.000	0.000	0.000	1.000
28	28	3	0.2000	0.000	0.000	0.000	1.000
29	29	3	0.2000	0.000	0.000	0.000	1.000
30	30	3	0.2000	0.000	0.000	0.000	1.000
31	31	3	0.2000	0.000	0.000	0.000	1.000
32	32	3	0.2000	0.000	0.000	0.000	1.000
33	33	3	0.2000	0.000	0.000	0.000	1.000
34	34	3	0.2000	0.000	0.000	0.000	1.000
35	35	3	0.2000	0.000	0.000	0.000	1.000
36	36	3	0.2000	0.000	0.000	0.000	1.000
37	37	3	0.2000	0.000	0.000	0.000	1.000
38	38	3	0.1500	0.000	0.000	0.000	1.000
39	39	3	0.5000E-01	0.000	0.000	0.000	1.000

```
+-------------------------------------------------------------------------------------------------------------------------------+
|                   PARATIEPLUS(TM)   NLS ENGINE RELEASE  2018.0    FULL VERSION  *Build date:Nov 13, 2017*                     |
|                                                                                                                               |
|                                     NewProject.BaseDesignSection_28.A2M2R1_1213                                               |
|                                  Exe Time : 4 September 2018 18:01:32                                                         |
+-------------------------------------------------------------------------------------------------------------------------------+
 ELEMENT GROUP NO.  2

0_R                                                          :
   5  39   0   1   0   0   0   0   0   0   0   0   0   0   0   3   0   0   0   0
.....................................
.........2D PLASTIC SOIL ..........
.....................................

element group behaviour throughout stage analysis

stage   status
------------------
    1   active
    2   active
    3   active
    4   active
    5   active
    6   active

 material set no.    1

 prop( 1) angle              180.000
 prop( 2) layer as foreseen  1.00000


 material set no.    2

 prop( 1) angle              180.000
 prop( 2) layer as foreseen  2.00000


 material set no.    3

 prop( 1) angle              180.000
 prop( 2) layer as foreseen  3.00000


 element data

   el    n  mat      area      .....     .....     .....      flag
-------------------------------------------------------------------

    1    1    2   0.1000     0.000     0.000     0.000     2.000
    2    2    2   0.2000     0.000     0.000     0.000     2.000
    3    3    2   0.2000     0.000     0.000     0.000     2.000
    4    4    2   0.2000     0.000     0.000     0.000     2.000
    5    5    2   0.2000     0.000     0.000     0.000     2.000
    6    6    2   0.2000     0.000     0.000     0.000     2.000
    7    7    2   0.2000     0.000     0.000     0.000     2.000
    8    8    2   0.2000     0.000     0.000     0.000     2.000
    9    9    2   0.2000     0.000     0.000     0.000     2.000
   10   10    2   0.2000     0.000     0.000     0.000     2.000
   11   11    2   0.2000     0.000     0.000     0.000     2.000
   12   12    2   0.2000     0.000     0.000     0.000     2.000
   13   13    2   0.2000     0.000     0.000     0.000     2.000
   14   14    2   0.2000     0.000     0.000     0.000     2.000
   15   15    2   0.2000     0.000     0.000     0.000     2.000
   16   16    2   0.2000     0.000     0.000     0.000     2.000
   17   17    2   0.2000     0.000     0.000     0.000     2.000
   18   18    2   0.2000     0.000     0.000     0.000     2.000
   19   19    2   0.2000     0.000     0.000     0.000     2.000
   20   20    2   0.2000     0.000     0.000     0.000     2.000
   21   21    2   0.2000     0.000     0.000     0.000     2.000
   22   22    2   0.2000     0.000     0.000     0.000     2.000
   23   23    2   0.2000     0.000     0.000     0.000     2.000
```

24	24	2	0.2000	0.000	0.000	0.000	2.000
25	25	2	0.2000	0.000	0.000	0.000	2.000
26	26	2	0.2000	0.000	0.000	0.000	2.000
27	27	3	0.2000	0.000	0.000	0.000	2.000
28	28	3	0.2000	0.000	0.000	0.000	2.000
29	29	3	0.2000	0.000	0.000	0.000	2.000
30	30	3	0.2000	0.000	0.000	0.000	2.000
31	31	3	0.2000	0.000	0.000	0.000	2.000
32	32	3	0.2000	0.000	0.000	0.000	2.000
33	33	3	0.2000	0.000	0.000	0.000	2.000
34	34	3	0.2000	0.000	0.000	0.000	2.000
35	35	3	0.2000	0.000	0.000	0.000	2.000
36	36	3	0.2000	0.000	0.000	0.000	2.000
37	37	3	0.2000	0.000	0.000	0.000	2.000
38	38	3	0.1500	0.000	0.000	0.000	2.000
39	39	3	0.5000E-01	0.000	0.000	0.000	2.000

```
+-------------------------------------------------------------------------------------------------------------------------------+
|                   PARATIEPLUS(TM)   NLS ENGINE RELEASE  2018.0    FULL VERSION  *Build date:Nov 13, 2017*                    |
|                                                                                                                               |
|                                     NewProject.BaseDesignSection_28.A2M2R1_1213                                               |
|                                  Exe Time : 4 September 2018 18:01:32                                                         |
+-------------------------------------------------------------------------------------------------------------------------------+
 ELEMENT GROUP NO.  3

WallElement_33                                                :
   2  38   0   1   0   0   0   0   0   0   0   0   0   0   0   1   0   0   1   0
.....................................
.........2D WALL ELEMENT...........
.....................................

element group behaviour throughout stage analysis

stage   status
------------------
    1   active
    2   active
    3   active
    4   active
    5   active
    6   active

 material set no.    1

 prop( 1) young modulus      0.314800E+08
 prop( 2) modification  time  0.00000
 prop( 3) new young modulus   0.00000
 prop( 4) poisson ratio       0.00000
 prop( 5) future .............0.294300E-43

 no. of step variable items:     1
 step  inertia multipier
--------------------------
    1   1.000
    2   1.000
    3   1.000
    4   1.000
    5   1.000
    6   1.000

 element data

   el   na   nb  mat      erc1      erc2     thick      by-i      by-j
-------------------------------------------------------------

    1    1    2    1    0.000     0.000    0.9794     0.000     0.000
    2    2    3    1    0.000     0.000    0.9794     0.000     0.000
    3    3    4    1    0.000     0.000    0.9794     0.000     0.000
    4    4    5    1    0.000     0.000    0.9794     0.000     0.000
    5    5    6    1    0.000     0.000    0.9794     0.000     0.000
    6    6    7    1    0.000     0.000    0.9794     0.000     0.000
    7    7    8    1    0.000     0.000    0.9794     0.000     0.000
    8    8    9    1    0.000     0.000    0.9794     0.000     0.000
    9    9   10    1    0.000     0.000    0.9794     0.000     0.000
   10   10   11    1    0.000     0.000    0.9794     0.000     0.000
   11   11   12    1    0.000     0.000    0.9794     0.000     0.000
   12   12   13    1    0.000     0.000    0.9794     0.000     0.000
   13   13   14    1    0.000     0.000    0.9794     0.000     0.000
   14   14   15    1    0.000     0.000    0.9794     0.000     0.000
   15   15   16    1    0.000     0.000    0.9794     0.000     0.000
   16   16   17    1    0.000     0.000    0.9794     0.000     0.000
   17   17   18    1    0.000     0.000    0.9794     0.000     0.000
   18   18   19    1    0.000     0.000    0.9794     0.000     0.000
   19   19   20    1    0.000     0.000    0.9794     0.000     0.000
   20   20   21    1    0.000     0.000    0.9794     0.000     0.000
   21   21   22    1    0.000     0.000    0.9794     0.000     0.000
   22   22   23    1    0.000     0.000    0.9794     0.000     0.000
   23   23   24    1    0.000     0.000    0.9794     0.000     0.000
```

24	24	25	1	0.000	0.000	0.9794	0.000	0.000
25	25	26	1	0.000	0.000	0.9794	0.000	0.000
26	26	27	1	0.000	0.000	0.9794	0.000	0.000
27	27	28	1	0.000	0.000	0.9794	0.000	0.000
28	28	29	1	0.000	0.000	0.9794	0.000	0.000
29	29	30	1	0.000	0.000	0.9794	0.000	0.000
30	30	31	1	0.000	0.000	0.9794	0.000	0.000
31	31	32	1	0.000	0.000	0.9794	0.000	0.000
32	32	33	1	0.000	0.000	0.9794	0.000	0.000
33	33	34	1	0.000	0.000	0.9794	0.000	0.000
34	34	35	1	0.000	0.000	0.9794	0.000	0.000
35	35	36	1	0.000	0.000	0.9794	0.000	0.000
36	36	37	1	0.000	0.000	0.9794	0.000	0.000
37	37	38	1	0.000	0.000	0.9794	0.000	0.000
38	38	39	1	0.000	0.000	0.9794	0.000	0.000

```
+-------------------------------------------------------------------------------------------------------------------------------+
|                   PARATIEPLUS(TM)   NLS ENGINE RELEASE  2018.0    FULL VERSION  *Build date:Nov 13, 2017*                    |
|                                                                                                                               |
|                                     NewProject.BaseDesignSection_28.A2M2R1_1213                                               |
|                                   Exe Time : 4 September 2018 18:01:32                                                        |
+-------------------------------------------------------------------------------------------------------------------------------+
 ELEMENT GROUP NO.  4

Tieback_175                                                 :
   6   1   0   1   0   0   0   0   0   0   0   0   0   0   0   1   0   0   2   0
.....................................
.........2D POST-TENSION ANCHOR....
.....................................

element group behaviour throughout stage analysis

stage   status
------------------
    1  inactive
    2  inactive
    3   active
    4   active
    5   active
    6   active

 material set no.    1

 prop( 1) angle          30.0000
 prop( 2) young modulus 0.200100E+09
 prop( 3) modification  time  0.00000
 prop( 4) new young modulus   0.00000

 no. of step variable items:     2
 step   -ve lim     +ve lim
------------------------------
    1   0.000       0.000
    2   0.000       0.000
    3   0.000       0.000
    4   0.000       0.000
    5   0.000       0.000
    6   0.000       0.000

 element data

   el    n  mat       a/l     pinit    yieldc    yieldt
-----------------------------------------------------------

    1    1    1   0.8441E-05 138.5     0.000     0.000
```

```
+-------------------------------------------------------------------------------------------------------------------------+
|                   PARATIEPLUS(TM)   NLS ENGINE RELEASE  2018.0    FULL VERSION  *Build date:Nov 13, 2017*              |
|                                                                                                                         |
|                                     NewProject.BaseDesignSection_28.A2M2R1_1213                                         |
|                                  Exe Time : 4 September 2018 18:01:32                                                   |
+-------------------------------------------------------------------------------------------------------------------------+


NO. OF NODAL LOADS  (NLOAD) ...................    0
NO. OF LOAD CURVES  (NLCUR) ...................   12
MAXIMUM POINTS/LCURVE (NPTM)...................    5
```

```
+-------------------------------------------------------------------------------------------------------------------------+
|                  PARATIEPLUS(TM)   NLS ENGINE RELEASE  2018.0    FULL VERSION  *Build date:Nov 13, 2017*              |
|                                                                                                                         |
|                                    NewProject.BaseDesignSection_28.A2M2R1_1213                                          |
|                                 Exe Time : 4 September 2018 18:01:32                                                    |
+-------------------------------------------------------------------------------------------------------------------------+
L O A D     D A T A


    LOAD FUNCTION NUMBER   =    1
    NUMBER OF TIME POINTS  =    5

    TIME VALUE      FUNCTION

       0.00000    0.0000E+00
       0.80000    0.0000E+00
       1.00000    0.1000E+01
       1.20000    0.0000E+00
       7.00000    0.0000E+00


    LOAD FUNCTION NUMBER   =    2
    NUMBER OF TIME POINTS  =    5

    TIME VALUE      FUNCTION

       0.00000    0.0000E+00
       1.80000    0.0000E+00
       2.00000    0.1000E+01
       2.20000    0.0000E+00
       7.00000    0.0000E+00


    LOAD FUNCTION NUMBER   =    3
    NUMBER OF TIME POINTS  =    5

    TIME VALUE      FUNCTION

       0.00000    0.0000E+00
       2.80000    0.0000E+00
       3.00000    0.1000E+01
       3.20000    0.0000E+00
       7.00000    0.0000E+00


    LOAD FUNCTION NUMBER   =    4
    NUMBER OF TIME POINTS  =    5

    TIME VALUE      FUNCTION

       0.00000    0.0000E+00
       3.80000    0.0000E+00
       4.00000    0.1000E+01
       4.20000    0.0000E+00
       7.00000    0.0000E+00


    LOAD FUNCTION NUMBER   =    5
    NUMBER OF TIME POINTS  =    5

    TIME VALUE      FUNCTION

       0.00000    0.0000E+00
       4.80000    0.0000E+00
       5.00000    0.1000E+01
       5.20000    0.0000E+00
```

```
   7.00000    0.0000E+00


LOAD FUNCTION NUMBER   =    6
NUMBER OF TIME POINTS  =    5

TIME VALUE      FUNCTION

   0.00000    0.0000E+00
   5.80000    0.0000E+00
   6.00000    0.1000E+01
   6.20000    0.0000E+00
   7.00000    0.0000E+00


LOAD FUNCTION NUMBER   =    7
NUMBER OF TIME POINTS  =    4

TIME VALUE      FUNCTION

   0.00000    0.0000E+00
   0.80000    0.0000E+00
   1.00000    0.1000E+01
   7.00000    0.1000E+01


LOAD FUNCTION NUMBER   =    8
NUMBER OF TIME POINTS  =    4

TIME VALUE      FUNCTION

   0.00000    0.0000E+00
   1.80000    0.0000E+00
   2.00000    0.1000E+01
   7.00000    0.1000E+01


LOAD FUNCTION NUMBER   =    9
NUMBER OF TIME POINTS  =    4

TIME VALUE      FUNCTION

   0.00000    0.0000E+00
   2.80000    0.0000E+00
   3.00000    0.1000E+01
   7.00000    0.1000E+01


LOAD FUNCTION NUMBER   =   10
NUMBER OF TIME POINTS  =    4

TIME VALUE      FUNCTION

   0.00000    0.0000E+00
   3.80000    0.0000E+00
   4.00000    0.1000E+01
   7.00000    0.1000E+01


LOAD FUNCTION NUMBER   =   11
NUMBER OF TIME POINTS  =    4

TIME VALUE      FUNCTION

   0.00000    0.0000E+00
   4.80000    0.0000E+00
   5.00000    0.1000E+01
   7.00000    0.1000E+01
```

```
     LOAD FUNCTION NUMBER   =   12
     NUMBER OF TIME POINTS  =    4

     TIME VALUE      FUNCTION

        0.00000    0.0000E+00
        5.80000    0.0000E+00
        6.00000    0.1000E+01
        7.00000    0.1000E+01


 NO. OF DISTRIBUTED LOAD CARDS     0
```

```
+-------------------------------------------------------------------------------------------------------------------------+
|                   PARATIEPLUS(TM)   NLS ENGINE RELEASE  2018.0    FULL VERSION  *Build date:Nov 13, 2017*               |
|                                                                                                                         |
|                                      NewProject.BaseDesignSection_28.A2M2R1_1213                                        |
|                                   Exe Time : 4 September 2018 18:01:32                                                  |
+-------------------------------------------------------------------------------------------------------------------------+
L O A D     B A L A N C E

STEP     1 TOTAL APPLIED LOAD IN DIR.  2  Y-DISPL.F       0.0000000
STEP     1 TOTAL APPLIED LOAD IN DIR.  4   X-ROT. F       0.0000000

STEP     2 TOTAL APPLIED LOAD IN DIR.  2  Y-DISPL.F       0.0000000
STEP     2 TOTAL APPLIED LOAD IN DIR.  4   X-ROT. F       0.0000000

STEP     3 TOTAL APPLIED LOAD IN DIR.  2  Y-DISPL.F       0.0000000
STEP     3 TOTAL APPLIED LOAD IN DIR.  4   X-ROT. F       0.0000000

STEP     4 TOTAL APPLIED LOAD IN DIR.  2  Y-DISPL.F       0.0000000
STEP     4 TOTAL APPLIED LOAD IN DIR.  4   X-ROT. F       0.0000000

STEP     5 TOTAL APPLIED LOAD IN DIR.  2  Y-DISPL.F       0.0000000
STEP     5 TOTAL APPLIED LOAD IN DIR.  4   X-ROT. F       0.0000000

STEP     6 TOTAL APPLIED LOAD IN DIR.  2  Y-DISPL.F       0.0000000
STEP     6 TOTAL APPLIED LOAD IN DIR.  4   X-ROT. F       0.0000000


                    LOAD INPUT SECTION COMPLETED
```

```
+-------------------------------------------------------------------------------------------------------------------------+
|                   PARATIEPLUS(TM)   NLS ENGINE RELEASE  2018.0    FULL VERSION  *Build date:Nov 13, 2017*              |
|                                                                                                                         |
|                                      NewProject.BaseDesignSection_28.A2M2R1_1213                                        |
|                                   Exe Time : 4 September 2018 18:01:32                                                  |
+-------------------------------------------------------------------------------------------------------------------------+


NO. OF LAYERS ..............................    3
NO. OF DATA PER LAYER.......................  100
```

```
+-------------------------------------------------------------------------------------------------------------------------+
|                   PARATIEPLUS(TM)   NLS ENGINE RELEASE  2018.0    FULL VERSION  *Build date:Nov 13, 2017*              |
|                                                                                                                         |
|                                     NewProject.BaseDesignSection_28.A2M2R1_1213                                         |
|                                  Exe Time : 4 September 2018 18:01:32                                                   |
+-------------------------------------------------------------------------------------------------------------------------+

LAYER DESCRIPTORS FOR STEP NO.    1


 NON ZERO LAYER DESCRIPTORS FOR LAYER NO.    1 FOR STEP NO.    1

ITEM NO.   1<NAME    >=  16.000     (BOTH WALLS)
ITEM NO.   2<NATURE  >=  1.0000     (BOTH WALLS)
ITEM NO.   3<LEVEL   >=  3.0000     (BOTH WALLS)
ITEM NO.   4<WALL    >=  1.0000     (BOTH WALLS)
ITEM NO.   5<GAMMAD  >=  19.000     (BOTH WALLS)
ITEM NO.   6<GAMMAB  >=  10.000     (BOTH WALLS)
ITEM NO.   7<GAMMAW  >=  10.000     (BOTH WALLS)
ITEM NO.   9<U-FRICT >=  32.010     WALL NO.        1
ITEM NO.   9<U-FRICT >=  38.000     WALL NO.        2
ITEM NO.  10<U-KA    >= 0.30700     WALL NO.        1
ITEM NO.  11<U-KP    >=  4.8470     WALL NO.        1
ITEM NO.  12<K0-NC   >= 0.50000     (BOTH WALLS)
ITEM NO.  13<NEXP    >= 0.50000     (BOTH WALLS)
ITEM NO.  14<OCR     >=  1.0000     (BOTH WALLS)
ITEM NO.  16<MODEL   >=  1.0000     (BOTH WALLS)
ITEM NO.  17<EVC     >=  15000.     (BOTH WALLS)
ITEM NO.  18<EUR     >=  45000.     (BOTH WALLS)
ITEM NO.  27<U-PERM  >= 0.10000E-03 (BOTH WALLS)
ITEM NO.  52<D-NATURE>=  1.0000     (BOTH WALLS)
ITEM NO.  53<D-LEVEL >=  0.0000     (BOTH WALLS)
ITEM NO.  59<D-FRICT >=  32.010     WALL NO.        1
ITEM NO.  59<D-FRICT >=  38.000     WALL NO.        2
ITEM NO.  60<D-KA    >= 0.30700     WALL NO.        1
ITEM NO.  61<D-KP    >=  4.8470     WALL NO.        1
ITEM NO.  77<D-PERM  >= 0.10000E-03 (BOTH WALLS)

 NON ZERO LAYER DESCRIPTORS FOR LAYER NO.    2 FOR STEP NO.    1

ITEM NO.   1<NAME    >=  17.000     (BOTH WALLS)
ITEM NO.   2<NATURE  >=  1.0000     (BOTH WALLS)
ITEM NO.   3<LEVEL   >=  0.0000     (BOTH WALLS)
ITEM NO.   4<WALL    >=  1.0000     (BOTH WALLS)
ITEM NO.   5<GAMMAD  >=  16.000     (BOTH WALLS)
ITEM NO.   6<GAMMAB  >=  6.0000     (BOTH WALLS)
ITEM NO.   7<GAMMAW  >=  10.000     (BOTH WALLS)
ITEM NO.   9<U-FRICT >=  24.790     WALL NO.        1
ITEM NO.   9<U-FRICT >=  30.000     WALL NO.        2
ITEM NO.  10<U-KA    >= 0.40900     WALL NO.        1
ITEM NO.  11<U-KP    >=  3.9100     WALL NO.        1
ITEM NO.  12<K0-NC   >= 0.50000     (BOTH WALLS)
ITEM NO.  13<NEXP    >= 0.50000     (BOTH WALLS)
ITEM NO.  14<OCR     >=  1.0000     (BOTH WALLS)
ITEM NO.  16<MODEL   >=  1.0000     (BOTH WALLS)
ITEM NO.  17<EVC     >=  30000.     (BOTH WALLS)
ITEM NO.  18<EUR     >=  48000.     (BOTH WALLS)
ITEM NO.  27<U-PERM  >= 0.10000E-04 (BOTH WALLS)
ITEM NO.  52<D-NATURE>=  1.0000     (BOTH WALLS)
ITEM NO.  53<D-LEVEL >=  0.0000     (BOTH WALLS)
ITEM NO.  59<D-FRICT >=  24.790     WALL NO.        1
ITEM NO.  59<D-FRICT >=  30.000     WALL NO.        2
ITEM NO.  60<D-KA    >= 0.40900     WALL NO.        1
ITEM NO.  61<D-KP    >=  3.1850     WALL NO.        1
ITEM NO.  77<D-PERM  >= 0.10000E-04 (BOTH WALLS)

 NON ZERO LAYER DESCRIPTORS FOR LAYER NO.    3 FOR STEP NO.    1

ITEM NO.   1<NAME    >=  18.000     (BOTH WALLS)
ITEM NO.   2<NATURE  >=  1.0000     (BOTH WALLS)
ITEM NO.   3<LEVEL   >= -5.0000     (BOTH WALLS)
```

```
ITEM NO.   4<WALL    >=  1.0000     (BOTH WALLS)
ITEM NO.   5<GAMMAD  >=  16.000     (BOTH WALLS)
ITEM NO.   6<GAMMAB  >=  6.0000     (BOTH WALLS)
ITEM NO.   7<GAMMAW  >=  10.000     (BOTH WALLS)
ITEM NO.   8<U-COHE  >= 0.80000     WALL NO.        1
ITEM NO.   8<U-COHE  >=  1.0000     WALL NO.        2
ITEM NO.   9<U-FRICT >=  27.450     WALL NO.        1
ITEM NO.   9<U-FRICT >=  33.000     WALL NO.        2
ITEM NO.  10<U-KA    >= 0.36900     WALL NO.        1
ITEM NO.  11<U-KP    >=  4.6400     WALL NO.        1
ITEM NO.  12<K0-NC   >= 0.50000     (BOTH WALLS)
ITEM NO.  13<NEXP    >= 0.50000     (BOTH WALLS)
ITEM NO.  14<OCR     >=  1.0000     (BOTH WALLS)
ITEM NO.  16<MODEL   >=  1.0000     (BOTH WALLS)
ITEM NO.  17<EVC     >=  68000.     (BOTH WALLS)
ITEM NO.  18<EUR     >= 0.10880E+06 (BOTH WALLS)
ITEM NO.  27<U-PERM  >= 0.10000E-04 (BOTH WALLS)
ITEM NO.  52<D-NATURE>=  1.0000     (BOTH WALLS)
ITEM NO.  53<D-LEVEL >=  0.0000     (BOTH WALLS)
ITEM NO.  58<D-COHE  >= 0.80000     WALL NO.        1
ITEM NO.  58<D-COHE  >=  1.0000     WALL NO.        2
ITEM NO.  59<D-FRICT >=  27.450     WALL NO.        1
ITEM NO.  59<D-FRICT >=  33.000     WALL NO.        2
ITEM NO.  60<D-KA    >= 0.36900     WALL NO.        1
ITEM NO.  61<D-KP    >=  3.6950     WALL NO.        1
ITEM NO.  77<D-PERM  >= 0.10000E-04 (BOTH WALLS)

LAYER DESCRIPTORS FOR STEP NO.    2


 NON ZERO LAYER DESCRIPTORS FOR LAYER NO.    1 FOR STEP NO.    2

ITEM NO.   1<NAME    >=  16.000     (BOTH WALLS)
ITEM NO.   2<NATURE  >=  1.0000     (BOTH WALLS)
ITEM NO.   3<LEVEL   >=  3.0000     (BOTH WALLS)
ITEM NO.   4<WALL    >=  1.0000     (BOTH WALLS)
ITEM NO.   5<GAMMAD  >=  19.000     (BOTH WALLS)
ITEM NO.   6<GAMMAB  >=  10.000     (BOTH WALLS)
ITEM NO.   7<GAMMAW  >=  10.000     (BOTH WALLS)
ITEM NO.   9<U-FRICT >=  32.010     WALL NO.        1
ITEM NO.   9<U-FRICT >=  38.000     WALL NO.        2
ITEM NO.  10<U-KA    >= 0.30700     WALL NO.        1
ITEM NO.  11<U-KP    >=  4.8470     WALL NO.        1
ITEM NO.  12<K0-NC   >= 0.50000     (BOTH WALLS)
ITEM NO.  13<NEXP    >= 0.50000     (BOTH WALLS)
ITEM NO.  14<OCR     >=  1.0000     (BOTH WALLS)
ITEM NO.  16<MODEL   >=  1.0000     (BOTH WALLS)
ITEM NO.  17<EVC     >=  15000.     (BOTH WALLS)
ITEM NO.  18<EUR     >=  45000.     (BOTH WALLS)
ITEM NO.  27<U-PERM  >= 0.10000E-03 (BOTH WALLS)
ITEM NO.  52<D-NATURE>=  1.0000     (BOTH WALLS)
ITEM NO.  53<D-LEVEL >=  0.0000     (BOTH WALLS)
ITEM NO.  59<D-FRICT >=  32.010     WALL NO.        1
ITEM NO.  59<D-FRICT >=  38.000     WALL NO.        2
ITEM NO.  60<D-KA    >= 0.30700     WALL NO.        1
ITEM NO.  61<D-KP    >=  4.8470     WALL NO.        1
ITEM NO.  77<D-PERM  >= 0.10000E-03 (BOTH WALLS)

 NON ZERO LAYER DESCRIPTORS FOR LAYER NO.    2 FOR STEP NO.    2

ITEM NO.   1<NAME    >=  17.000     (BOTH WALLS)
ITEM NO.   2<NATURE  >=  1.0000     (BOTH WALLS)
ITEM NO.   3<LEVEL   >=  0.0000     (BOTH WALLS)
ITEM NO.   4<WALL    >=  1.0000     (BOTH WALLS)
ITEM NO.   5<GAMMAD  >=  16.000     (BOTH WALLS)
ITEM NO.   6<GAMMAB  >=  6.0000     (BOTH WALLS)
ITEM NO.   7<GAMMAW  >=  10.000     (BOTH WALLS)
ITEM NO.   9<U-FRICT >=  24.790     WALL NO.        1
ITEM NO.   9<U-FRICT >=  30.000     WALL NO.        2
ITEM NO.  10<U-KA    >= 0.40900     WALL NO.        1
ITEM NO.  11<U-KP    >=  3.9100     WALL NO.        1
ITEM NO.  12<K0-NC   >= 0.50000     (BOTH WALLS)
ITEM NO.  13<NEXP    >= 0.50000     (BOTH WALLS)
ITEM NO.  14<OCR     >=  1.0000     (BOTH WALLS)
```

```
ITEM NO.  16<MODEL   >=  1.0000     (BOTH WALLS)
ITEM NO.  17<EVC     >=  30000.     (BOTH WALLS)
ITEM NO.  18<EUR     >=  48000.     (BOTH WALLS)
ITEM NO.  27<U-PERM  >= 0.10000E-04 (BOTH WALLS)
ITEM NO.  52<D-NATURE>=  1.0000     (BOTH WALLS)
ITEM NO.  53<D-LEVEL >=  0.0000     (BOTH WALLS)
ITEM NO.  59<D-FRICT >=  24.790     WALL NO.        1
ITEM NO.  59<D-FRICT >=  30.000     WALL NO.        2
ITEM NO.  60<D-KA    >= 0.40900     WALL NO.        1
ITEM NO.  61<D-KP    >=  3.1850     WALL NO.        1
ITEM NO.  77<D-PERM  >= 0.10000E-04 (BOTH WALLS)

 NON ZERO LAYER DESCRIPTORS FOR LAYER NO.    3 FOR STEP NO.    2

ITEM NO.   1<NAME    >=  18.000     (BOTH WALLS)
ITEM NO.   2<NATURE  >=  1.0000     (BOTH WALLS)
ITEM NO.   3<LEVEL   >= -5.0000     (BOTH WALLS)
ITEM NO.   4<WALL    >=  1.0000     (BOTH WALLS)
ITEM NO.   5<GAMMAD  >=  16.000     (BOTH WALLS)
ITEM NO.   6<GAMMAB  >=  6.0000     (BOTH WALLS)
ITEM NO.   7<GAMMAW  >=  10.000     (BOTH WALLS)
ITEM NO.   8<U-COHE  >= 0.80000     WALL NO.        1
ITEM NO.   8<U-COHE  >=  1.0000     WALL NO.        2
ITEM NO.   9<U-FRICT >=  27.450     WALL NO.        1
ITEM NO.   9<U-FRICT >=  33.000     WALL NO.        2
ITEM NO.  10<U-KA    >= 0.36900     WALL NO.        1
ITEM NO.  11<U-KP    >=  4.6400     WALL NO.        1
ITEM NO.  12<K0-NC   >= 0.50000     (BOTH WALLS)
ITEM NO.  13<NEXP    >= 0.50000     (BOTH WALLS)
ITEM NO.  14<OCR     >=  1.0000     (BOTH WALLS)
ITEM NO.  16<MODEL   >=  1.0000     (BOTH WALLS)
ITEM NO.  17<EVC     >=  68000.     (BOTH WALLS)
ITEM NO.  18<EUR     >= 0.10880E+06 (BOTH WALLS)
ITEM NO.  27<U-PERM  >= 0.10000E-04 (BOTH WALLS)
ITEM NO.  52<D-NATURE>=  1.0000     (BOTH WALLS)
ITEM NO.  53<D-LEVEL >=  0.0000     (BOTH WALLS)
ITEM NO.  58<D-COHE  >= 0.80000     WALL NO.        1
ITEM NO.  58<D-COHE  >=  1.0000     WALL NO.        2
ITEM NO.  59<D-FRICT >=  27.450     WALL NO.        1
ITEM NO.  59<D-FRICT >=  33.000     WALL NO.        2
ITEM NO.  60<D-KA    >= 0.36900     WALL NO.        1
ITEM NO.  61<D-KP    >=  3.6950     WALL NO.        1
ITEM NO.  77<D-PERM  >= 0.10000E-04 (BOTH WALLS)

LAYER DESCRIPTORS FOR STEP NO.    3


 NON ZERO LAYER DESCRIPTORS FOR LAYER NO.    1 FOR STEP NO.    3

ITEM NO.   1<NAME    >=  16.000     (BOTH WALLS)
ITEM NO.   2<NATURE  >=  1.0000     (BOTH WALLS)
ITEM NO.   3<LEVEL   >=  3.0000     (BOTH WALLS)
ITEM NO.   4<WALL    >=  1.0000     (BOTH WALLS)
ITEM NO.   5<GAMMAD  >=  19.000     (BOTH WALLS)
ITEM NO.   6<GAMMAB  >=  10.000     (BOTH WALLS)
ITEM NO.   7<GAMMAW  >=  10.000     (BOTH WALLS)
ITEM NO.   9<U-FRICT >=  32.010     WALL NO.        1
ITEM NO.   9<U-FRICT >=  38.000     WALL NO.        2
ITEM NO.  10<U-KA    >= 0.30700     WALL NO.        1
ITEM NO.  11<U-KP    >=  4.8470     WALL NO.        1
ITEM NO.  12<K0-NC   >= 0.50000     (BOTH WALLS)
ITEM NO.  13<NEXP    >= 0.50000     (BOTH WALLS)
ITEM NO.  14<OCR     >=  1.0000     (BOTH WALLS)
ITEM NO.  16<MODEL   >=  1.0000     (BOTH WALLS)
ITEM NO.  17<EVC     >=  15000.     (BOTH WALLS)
ITEM NO.  18<EUR     >=  45000.     (BOTH WALLS)
ITEM NO.  27<U-PERM  >= 0.10000E-03 (BOTH WALLS)
ITEM NO.  52<D-NATURE>=  1.0000     (BOTH WALLS)
ITEM NO.  53<D-LEVEL >=  0.0000     (BOTH WALLS)
ITEM NO.  59<D-FRICT >=  32.010     WALL NO.        1
ITEM NO.  59<D-FRICT >=  38.000     WALL NO.        2
ITEM NO.  60<D-KA    >= 0.30700     WALL NO.        1
ITEM NO.  61<D-KP    >=  4.8470     WALL NO.        1
ITEM NO.  77<D-PERM  >= 0.10000E-03 (BOTH WALLS)
```

```
 NON ZERO LAYER DESCRIPTORS FOR LAYER NO.    2 FOR STEP NO.    3

ITEM NO.   1<NAME    >=  17.000     (BOTH WALLS)
ITEM NO.   2<NATURE  >=  1.0000     (BOTH WALLS)
ITEM NO.   3<LEVEL   >=  0.0000     (BOTH WALLS)
ITEM NO.   4<WALL    >=  1.0000     (BOTH WALLS)
ITEM NO.   5<GAMMAD  >=  16.000     (BOTH WALLS)
ITEM NO.   6<GAMMAB  >=  6.0000     (BOTH WALLS)
ITEM NO.   7<GAMMAW  >=  10.000     (BOTH WALLS)
ITEM NO.   9<U-FRICT >=  24.790     WALL NO.        1
ITEM NO.   9<U-FRICT >=  30.000     WALL NO.        2
ITEM NO.  10<U-KA    >= 0.40900     WALL NO.        1
ITEM NO.  11<U-KP    >=  3.9100     WALL NO.        1
ITEM NO.  12<K0-NC   >= 0.50000     (BOTH WALLS)
ITEM NO.  13<NEXP    >= 0.50000     (BOTH WALLS)
ITEM NO.  14<OCR     >=  1.0000     (BOTH WALLS)
ITEM NO.  16<MODEL   >=  1.0000     (BOTH WALLS)
ITEM NO.  17<EVC     >=  30000.     (BOTH WALLS)
ITEM NO.  18<EUR     >=  48000.     (BOTH WALLS)
ITEM NO.  27<U-PERM  >= 0.10000E-04 (BOTH WALLS)
ITEM NO.  52<D-NATURE>=  1.0000     (BOTH WALLS)
ITEM NO.  53<D-LEVEL >=  0.0000     (BOTH WALLS)
ITEM NO.  59<D-FRICT >=  24.790     WALL NO.        1
ITEM NO.  59<D-FRICT >=  30.000     WALL NO.        2
ITEM NO.  60<D-KA    >= 0.40900     WALL NO.        1
ITEM NO.  61<D-KP    >=  3.1850     WALL NO.        1
ITEM NO.  77<D-PERM  >= 0.10000E-04 (BOTH WALLS)

 NON ZERO LAYER DESCRIPTORS FOR LAYER NO.    3 FOR STEP NO.    3

ITEM NO.   1<NAME    >=  18.000     (BOTH WALLS)
ITEM NO.   2<NATURE  >=  1.0000     (BOTH WALLS)
ITEM NO.   3<LEVEL   >= -5.0000     (BOTH WALLS)
ITEM NO.   4<WALL    >=  1.0000     (BOTH WALLS)
ITEM NO.   5<GAMMAD  >=  16.000     (BOTH WALLS)
ITEM NO.   6<GAMMAB  >=  6.0000     (BOTH WALLS)
ITEM NO.   7<GAMMAW  >=  10.000     (BOTH WALLS)
ITEM NO.   8<U-COHE  >= 0.80000     WALL NO.        1
ITEM NO.   8<U-COHE  >=  1.0000     WALL NO.        2
ITEM NO.   9<U-FRICT >=  27.450     WALL NO.        1
ITEM NO.   9<U-FRICT >=  33.000     WALL NO.        2
ITEM NO.  10<U-KA    >= 0.36900     WALL NO.        1
ITEM NO.  11<U-KP    >=  4.6400     WALL NO.        1
ITEM NO.  12<K0-NC   >= 0.50000     (BOTH WALLS)
ITEM NO.  13<NEXP    >= 0.50000     (BOTH WALLS)
ITEM NO.  14<OCR     >=  1.0000     (BOTH WALLS)
ITEM NO.  16<MODEL   >=  1.0000     (BOTH WALLS)
ITEM NO.  17<EVC     >=  68000.     (BOTH WALLS)
ITEM NO.  18<EUR     >= 0.10880E+06 (BOTH WALLS)
ITEM NO.  27<U-PERM  >= 0.10000E-04 (BOTH WALLS)
ITEM NO.  52<D-NATURE>=  1.0000     (BOTH WALLS)
ITEM NO.  53<D-LEVEL >=  0.0000     (BOTH WALLS)
ITEM NO.  58<D-COHE  >= 0.80000     WALL NO.        1
ITEM NO.  58<D-COHE  >=  1.0000     WALL NO.        2
ITEM NO.  59<D-FRICT >=  27.450     WALL NO.        1
ITEM NO.  59<D-FRICT >=  33.000     WALL NO.        2
ITEM NO.  60<D-KA    >= 0.36900     WALL NO.        1
ITEM NO.  61<D-KP    >=  3.6950     WALL NO.        1
ITEM NO.  77<D-PERM  >= 0.10000E-04 (BOTH WALLS)

LAYER DESCRIPTORS FOR STEP NO.    4

 NON ZERO LAYER DESCRIPTORS FOR LAYER NO.    1 FOR STEP NO.    4

ITEM NO.   1<NAME    >=  16.000     (BOTH WALLS)
ITEM NO.   2<NATURE  >=  1.0000     (BOTH WALLS)
ITEM NO.   3<LEVEL   >=  3.0000     (BOTH WALLS)
ITEM NO.   4<WALL    >=  1.0000     (BOTH WALLS)
ITEM NO.   5<GAMMAD  >=  19.000     (BOTH WALLS)
ITEM NO.   6<GAMMAB  >=  10.000     (BOTH WALLS)
ITEM NO.   7<GAMMAW  >=  10.000     (BOTH WALLS)
ITEM NO.   9<U-FRICT >=  32.010     WALL NO.        1
```

```
ITEM NO.   9<U-FRICT >=  38.000     WALL NO.        2
ITEM NO.  10<U-KA    >= 0.30700     WALL NO.        1
ITEM NO.  11<U-KP    >=  4.8470     WALL NO.        1
ITEM NO.  12<K0-NC   >= 0.50000     (BOTH WALLS)
ITEM NO.  13<NEXP    >= 0.50000     (BOTH WALLS)
ITEM NO.  14<OCR     >=  1.0000     (BOTH WALLS)
ITEM NO.  16<MODEL   >=  1.0000     (BOTH WALLS)
ITEM NO.  17<EVC     >=  15000.     (BOTH WALLS)
ITEM NO.  18<EUR     >=  45000.     (BOTH WALLS)
ITEM NO.  27<U-PERM  >= 0.10000E-03 (BOTH WALLS)
ITEM NO.  52<D-NATURE>=  1.0000     (BOTH WALLS)
ITEM NO.  53<D-LEVEL >=  0.0000     (BOTH WALLS)
ITEM NO.  59<D-FRICT >=  32.010     WALL NO.        1
ITEM NO.  59<D-FRICT >=  38.000     WALL NO.        2
ITEM NO.  60<D-KA    >= 0.30700     WALL NO.        1
ITEM NO.  61<D-KP    >=  4.8470     WALL NO.        1
ITEM NO.  77<D-PERM  >= 0.10000E-03 (BOTH WALLS)

 NON ZERO LAYER DESCRIPTORS FOR LAYER NO.    2 FOR STEP NO.    4

ITEM NO.   1<NAME    >=  17.000     (BOTH WALLS)
ITEM NO.   2<NATURE  >=  1.0000     (BOTH WALLS)
ITEM NO.   3<LEVEL   >=  0.0000     (BOTH WALLS)
ITEM NO.   4<WALL    >=  1.0000     (BOTH WALLS)
ITEM NO.   5<GAMMAD  >=  16.000     (BOTH WALLS)
ITEM NO.   6<GAMMAB  >=  6.0000     (BOTH WALLS)
ITEM NO.   7<GAMMAW  >=  10.000     (BOTH WALLS)
ITEM NO.   9<U-FRICT >=  24.790     WALL NO.        1
ITEM NO.   9<U-FRICT >=  30.000     WALL NO.        2
ITEM NO.  10<U-KA    >= 0.40900     WALL NO.        1
ITEM NO.  11<U-KP    >=  3.9100     WALL NO.        1
ITEM NO.  12<K0-NC   >= 0.50000     (BOTH WALLS)
ITEM NO.  13<NEXP    >= 0.50000     (BOTH WALLS)
ITEM NO.  14<OCR     >=  1.0000     (BOTH WALLS)
ITEM NO.  16<MODEL   >=  1.0000     (BOTH WALLS)
ITEM NO.  17<EVC     >=  30000.     (BOTH WALLS)
ITEM NO.  18<EUR     >=  48000.     (BOTH WALLS)
ITEM NO.  27<U-PERM  >= 0.10000E-04 (BOTH WALLS)
ITEM NO.  52<D-NATURE>=  1.0000     (BOTH WALLS)
ITEM NO.  53<D-LEVEL >=  0.0000     (BOTH WALLS)
ITEM NO.  59<D-FRICT >=  24.790     WALL NO.        1
ITEM NO.  59<D-FRICT >=  30.000     WALL NO.        2
ITEM NO.  60<D-KA    >= 0.40900     WALL NO.        1
ITEM NO.  61<D-KP    >=  3.1850     WALL NO.        1
ITEM NO.  77<D-PERM  >= 0.10000E-04 (BOTH WALLS)

 NON ZERO LAYER DESCRIPTORS FOR LAYER NO.    3 FOR STEP NO.    4

ITEM NO.   1<NAME    >=  18.000     (BOTH WALLS)
ITEM NO.   2<NATURE  >=  1.0000     (BOTH WALLS)
ITEM NO.   3<LEVEL   >= -5.0000     (BOTH WALLS)
ITEM NO.   4<WALL    >=  1.0000     (BOTH WALLS)
ITEM NO.   5<GAMMAD  >=  16.000     (BOTH WALLS)
ITEM NO.   6<GAMMAB  >=  6.0000     (BOTH WALLS)
ITEM NO.   7<GAMMAW  >=  10.000     (BOTH WALLS)
ITEM NO.   8<U-COHE  >= 0.80000     WALL NO.        1
ITEM NO.   8<U-COHE  >=  1.0000     WALL NO.        2
ITEM NO.   9<U-FRICT >=  27.450     WALL NO.        1
ITEM NO.   9<U-FRICT >=  33.000     WALL NO.        2
ITEM NO.  10<U-KA    >= 0.36900     WALL NO.        1
ITEM NO.  11<U-KP    >=  4.6400     WALL NO.        1
ITEM NO.  12<K0-NC   >= 0.50000     (BOTH WALLS)
ITEM NO.  13<NEXP    >= 0.50000     (BOTH WALLS)
ITEM NO.  14<OCR     >=  1.0000     (BOTH WALLS)
ITEM NO.  16<MODEL   >=  1.0000     (BOTH WALLS)
ITEM NO.  17<EVC     >=  68000.     (BOTH WALLS)
ITEM NO.  18<EUR     >= 0.10880E+06 (BOTH WALLS)
ITEM NO.  27<U-PERM  >= 0.10000E-04 (BOTH WALLS)
ITEM NO.  52<D-NATURE>=  1.0000     (BOTH WALLS)
ITEM NO.  53<D-LEVEL >=  0.0000     (BOTH WALLS)
ITEM NO.  58<D-COHE  >= 0.80000     WALL NO.        1
ITEM NO.  58<D-COHE  >=  1.0000     WALL NO.        2
ITEM NO.  59<D-FRICT >=  27.450     WALL NO.        1
ITEM NO.  59<D-FRICT >=  33.000     WALL NO.        2
```

```
ITEM NO.  60<D-KA    >= 0.36900     WALL NO.        1
ITEM NO.  61<D-KP    >=  3.6950     WALL NO.        1
ITEM NO.  77<D-PERM  >= 0.10000E-04 (BOTH WALLS)

LAYER DESCRIPTORS FOR STEP NO.    5


 NON ZERO LAYER DESCRIPTORS FOR LAYER NO.    1 FOR STEP NO.    5

ITEM NO.   1<NAME    >=  16.000     (BOTH WALLS)
ITEM NO.   2<NATURE  >=  1.0000     (BOTH WALLS)
ITEM NO.   3<LEVEL   >=  3.0000     (BOTH WALLS)
ITEM NO.   4<WALL    >=  1.0000     (BOTH WALLS)
ITEM NO.   5<GAMMAD  >=  19.000     (BOTH WALLS)
ITEM NO.   6<GAMMAB  >=  10.000     (BOTH WALLS)
ITEM NO.   7<GAMMAW  >=  10.000     (BOTH WALLS)
ITEM NO.   9<U-FRICT >=  32.010     WALL NO.        1
ITEM NO.   9<U-FRICT >=  38.000     WALL NO.        2
ITEM NO.  10<U-KA    >= 0.30700     WALL NO.        1
ITEM NO.  11<U-KP    >=  4.8470     WALL NO.        1
ITEM NO.  12<K0-NC   >= 0.50000     (BOTH WALLS)
ITEM NO.  13<NEXP    >= 0.50000     (BOTH WALLS)
ITEM NO.  14<OCR     >=  1.0000     (BOTH WALLS)
ITEM NO.  16<MODEL   >=  1.0000     (BOTH WALLS)
ITEM NO.  17<EVC     >=  15000.     (BOTH WALLS)
ITEM NO.  18<EUR     >=  45000.     (BOTH WALLS)
ITEM NO.  27<U-PERM  >= 0.10000E-03 (BOTH WALLS)
ITEM NO.  52<D-NATURE>=  1.0000     (BOTH WALLS)
ITEM NO.  53<D-LEVEL >=  0.0000     (BOTH WALLS)
ITEM NO.  59<D-FRICT >=  32.010     WALL NO.        1
ITEM NO.  59<D-FRICT >=  38.000     WALL NO.        2
ITEM NO.  60<D-KA    >= 0.30700     WALL NO.        1
ITEM NO.  61<D-KP    >=  4.8470     WALL NO.        1
ITEM NO.  77<D-PERM  >= 0.10000E-03 (BOTH WALLS)

 NON ZERO LAYER DESCRIPTORS FOR LAYER NO.    2 FOR STEP NO.    5

ITEM NO.   1<NAME    >=  17.000     (BOTH WALLS)
ITEM NO.   2<NATURE  >=  1.0000     (BOTH WALLS)
ITEM NO.   3<LEVEL   >=  0.0000     (BOTH WALLS)
ITEM NO.   4<WALL    >=  1.0000     (BOTH WALLS)
ITEM NO.   5<GAMMAD  >=  16.000     (BOTH WALLS)
ITEM NO.   6<GAMMAB  >=  6.0000     (BOTH WALLS)
ITEM NO.   7<GAMMAW  >=  10.000     (BOTH WALLS)
ITEM NO.   9<U-FRICT >=  24.790     WALL NO.        1
ITEM NO.   9<U-FRICT >=  30.000     WALL NO.        2
ITEM NO.  10<U-KA    >= 0.40900     WALL NO.        1
ITEM NO.  11<U-KP    >=  3.9100     WALL NO.        1
ITEM NO.  12<K0-NC   >= 0.50000     (BOTH WALLS)
ITEM NO.  13<NEXP    >= 0.50000     (BOTH WALLS)
ITEM NO.  14<OCR     >=  1.0000     (BOTH WALLS)
ITEM NO.  16<MODEL   >=  1.0000     (BOTH WALLS)
ITEM NO.  17<EVC     >=  30000.     (BOTH WALLS)
ITEM NO.  18<EUR     >=  48000.     (BOTH WALLS)
ITEM NO.  27<U-PERM  >= 0.10000E-04 (BOTH WALLS)
ITEM NO.  52<D-NATURE>=  1.0000     (BOTH WALLS)
ITEM NO.  53<D-LEVEL >=  0.0000     (BOTH WALLS)
ITEM NO.  59<D-FRICT >=  24.790     WALL NO.        1
ITEM NO.  59<D-FRICT >=  30.000     WALL NO.        2
ITEM NO.  60<D-KA    >= 0.40900     WALL NO.        1
ITEM NO.  61<D-KP    >=  3.1850     WALL NO.        1
ITEM NO.  77<D-PERM  >= 0.10000E-04 (BOTH WALLS)

 NON ZERO LAYER DESCRIPTORS FOR LAYER NO.    3 FOR STEP NO.    5

ITEM NO.   1<NAME    >=  18.000     (BOTH WALLS)
ITEM NO.   2<NATURE  >=  1.0000     (BOTH WALLS)
ITEM NO.   3<LEVEL   >= -5.0000     (BOTH WALLS)
ITEM NO.   4<WALL    >=  1.0000     (BOTH WALLS)
ITEM NO.   5<GAMMAD  >=  16.000     (BOTH WALLS)
ITEM NO.   6<GAMMAB  >=  6.0000     (BOTH WALLS)
ITEM NO.   7<GAMMAW  >=  10.000     (BOTH WALLS)
ITEM NO.   8<U-COHE  >= 0.80000     WALL NO.        1
ITEM NO.   8<U-COHE  >=  1.0000     WALL NO.        2
```

```
ITEM NO.   9<U-FRICT >=  27.450     WALL NO.        1
ITEM NO.   9<U-FRICT >=  33.000     WALL NO.        2
ITEM NO.  10<U-KA    >= 0.36900     WALL NO.        1
ITEM NO.  11<U-KP    >=  4.6400     WALL NO.        1
ITEM NO.  12<K0-NC   >= 0.50000     (BOTH WALLS)
ITEM NO.  13<NEXP    >= 0.50000     (BOTH WALLS)
ITEM NO.  14<OCR     >=  1.0000     (BOTH WALLS)
ITEM NO.  16<MODEL   >=  1.0000     (BOTH WALLS)
ITEM NO.  17<EVC     >=  68000.     (BOTH WALLS)
ITEM NO.  18<EUR     >= 0.10880E+06 (BOTH WALLS)
ITEM NO.  27<U-PERM  >= 0.10000E-04 (BOTH WALLS)
ITEM NO.  52<D-NATURE>=  1.0000     (BOTH WALLS)
ITEM NO.  53<D-LEVEL >=  0.0000     (BOTH WALLS)
ITEM NO.  58<D-COHE  >= 0.80000     WALL NO.        1
ITEM NO.  58<D-COHE  >=  1.0000     WALL NO.        2
ITEM NO.  59<D-FRICT >=  27.450     WALL NO.        1
ITEM NO.  59<D-FRICT >=  33.000     WALL NO.        2
ITEM NO.  60<D-KA    >= 0.36900     WALL NO.        1
ITEM NO.  61<D-KP    >=  3.6950     WALL NO.        1
ITEM NO.  77<D-PERM  >= 0.10000E-04 (BOTH WALLS)

LAYER DESCRIPTORS FOR STEP NO.    6


 NON ZERO LAYER DESCRIPTORS FOR LAYER NO.    1 FOR STEP NO.    6

ITEM NO.   1<NAME    >=  16.000     (BOTH WALLS)
ITEM NO.   2<NATURE  >=  1.0000     (BOTH WALLS)
ITEM NO.   3<LEVEL   >=  3.0000     (BOTH WALLS)
ITEM NO.   4<WALL    >=  1.0000     (BOTH WALLS)
ITEM NO.   5<GAMMAD  >=  19.000     (BOTH WALLS)
ITEM NO.   6<GAMMAB  >=  10.000     (BOTH WALLS)
ITEM NO.   7<GAMMAW  >=  10.000     (BOTH WALLS)
ITEM NO.   9<U-FRICT >=  32.010     WALL NO.        1
ITEM NO.   9<U-FRICT >=  38.000     WALL NO.        2
ITEM NO.  10<U-KA    >= 0.30700     WALL NO.        1
ITEM NO.  11<U-KP    >=  4.8470     WALL NO.        1
ITEM NO.  12<K0-NC   >= 0.50000     (BOTH WALLS)
ITEM NO.  13<NEXP    >= 0.50000     (BOTH WALLS)
ITEM NO.  14<OCR     >=  1.0000     (BOTH WALLS)
ITEM NO.  16<MODEL   >=  1.0000     (BOTH WALLS)
ITEM NO.  17<EVC     >=  15000.     (BOTH WALLS)
ITEM NO.  18<EUR     >=  45000.     (BOTH WALLS)
ITEM NO.  27<U-PERM  >= 0.10000E-03 (BOTH WALLS)
ITEM NO.  52<D-NATURE>=  1.0000     (BOTH WALLS)
ITEM NO.  53<D-LEVEL >=  0.0000     (BOTH WALLS)
ITEM NO.  59<D-FRICT >=  32.010     WALL NO.        1
ITEM NO.  59<D-FRICT >=  38.000     WALL NO.        2
ITEM NO.  60<D-KA    >= 0.30700     WALL NO.        1
ITEM NO.  61<D-KP    >=  4.8470     WALL NO.        1
ITEM NO.  77<D-PERM  >= 0.10000E-03 (BOTH WALLS)

 NON ZERO LAYER DESCRIPTORS FOR LAYER NO.    2 FOR STEP NO.    6

ITEM NO.   1<NAME    >=  17.000     (BOTH WALLS)
ITEM NO.   2<NATURE  >=  1.0000     (BOTH WALLS)
ITEM NO.   3<LEVEL   >=  0.0000     (BOTH WALLS)
ITEM NO.   4<WALL    >=  1.0000     (BOTH WALLS)
ITEM NO.   5<GAMMAD  >=  16.000     (BOTH WALLS)
ITEM NO.   6<GAMMAB  >=  6.0000     (BOTH WALLS)
ITEM NO.   7<GAMMAW  >=  10.000     (BOTH WALLS)
ITEM NO.   9<U-FRICT >=  24.790     WALL NO.        1
ITEM NO.   9<U-FRICT >=  30.000     WALL NO.        2
ITEM NO.  10<U-KA    >= 0.40900     WALL NO.        1
ITEM NO.  11<U-KP    >=  3.9100     WALL NO.        1
ITEM NO.  12<K0-NC   >= 0.50000     (BOTH WALLS)
ITEM NO.  13<NEXP    >= 0.50000     (BOTH WALLS)
ITEM NO.  14<OCR     >=  1.0000     (BOTH WALLS)
ITEM NO.  16<MODEL   >=  1.0000     (BOTH WALLS)
ITEM NO.  17<EVC     >=  30000.     (BOTH WALLS)
ITEM NO.  18<EUR     >=  48000.     (BOTH WALLS)
ITEM NO.  27<U-PERM  >= 0.10000E-04 (BOTH WALLS)
ITEM NO.  52<D-NATURE>=  1.0000     (BOTH WALLS)
ITEM NO.  53<D-LEVEL >=  0.0000     (BOTH WALLS)
```

```
ITEM NO.  59<D-FRICT >=  24.790     WALL NO.        1
ITEM NO.  59<D-FRICT >=  30.000     WALL NO.        2
ITEM NO.  60<D-KA    >= 0.40900     WALL NO.        1
ITEM NO.  61<D-KP    >=  3.1850     WALL NO.        1
ITEM NO.  77<D-PERM  >= 0.10000E-04 (BOTH WALLS)

 NON ZERO LAYER DESCRIPTORS FOR LAYER NO.    3 FOR STEP NO.    6

ITEM NO.   1<NAME    >=  18.000     (BOTH WALLS)
ITEM NO.   2<NATURE  >=  1.0000     (BOTH WALLS)
ITEM NO.   3<LEVEL   >= -5.0000     (BOTH WALLS)
ITEM NO.   4<WALL    >=  1.0000     (BOTH WALLS)
ITEM NO.   5<GAMMAD  >=  16.000     (BOTH WALLS)
ITEM NO.   6<GAMMAB  >=  6.0000     (BOTH WALLS)
ITEM NO.   7<GAMMAW  >=  10.000     (BOTH WALLS)
ITEM NO.   8<U-COHE  >= 0.80000     WALL NO.        1
ITEM NO.   8<U-COHE  >=  1.0000     WALL NO.        2
ITEM NO.   9<U-FRICT >=  27.450     WALL NO.        1
ITEM NO.   9<U-FRICT >=  33.000     WALL NO.        2
ITEM NO.  10<U-KA    >= 0.36900     WALL NO.        1
ITEM NO.  11<U-KP    >=  4.6400     WALL NO.        1
ITEM NO.  12<K0-NC   >= 0.50000     (BOTH WALLS)
ITEM NO.  13<NEXP    >= 0.50000     (BOTH WALLS)
ITEM NO.  14<OCR     >=  1.0000     (BOTH WALLS)
ITEM NO.  16<MODEL   >=  1.0000     (BOTH WALLS)
ITEM NO.  17<EVC     >=  68000.     (BOTH WALLS)
ITEM NO.  18<EUR     >= 0.10880E+06 (BOTH WALLS)
ITEM NO.  27<U-PERM  >= 0.10000E-04 (BOTH WALLS)
ITEM NO.  52<D-NATURE>=  1.0000     (BOTH WALLS)
ITEM NO.  53<D-LEVEL >=  0.0000     (BOTH WALLS)
ITEM NO.  58<D-COHE  >= 0.80000     WALL NO.        1
ITEM NO.  58<D-COHE  >=  1.0000     WALL NO.        2
ITEM NO.  59<D-FRICT >=  27.450     WALL NO.        1
ITEM NO.  59<D-FRICT >=  33.000     WALL NO.        2
ITEM NO.  60<D-KA    >= 0.36900     WALL NO.        1
ITEM NO.  61<D-KP    >=  3.6950     WALL NO.        1
ITEM NO.  77<D-PERM  >= 0.10000E-04 (BOTH WALLS)


DEFAULT WATER UNIT WEIGHT =  10.000
AVERAGED ON    18 VALUES
```

```
+-----------------------------------------------------------------------------------------------------------------------+
|                   PARATIEPLUS(TM)   NLS ENGINE RELEASE  2018.0    FULL VERSION  *Build date:Nov 13, 2017*              |
|                                                                                                                       |
|                                      NewProject.BaseDesignSection_28.A2M2R1_1213                                      |
|                                  Exe Time : 4 September 2018 18:01:32                                                 |
+-----------------------------------------------------------------------------------------------------------------------+

PHASE DESCRIPTORS


STEP  NO.     1
                                        LEFT WALL    RIGHT WALL
Y                                        0.000       -0.9990E+30
Z-PC                                     0.000         0.000
Z-EXCAVATION                             0.000         0.000
Z-WATER_TABLE                           -18.00       -0.9990E+30
Q_AT_THE_FREE_FIELD_LEVEL                0.000         0.000
ZQ                                       0.000         0.000
DZW_OF_THE_WATER_TABLE                   0.000         0.000
QS_ON_THE_EXCAVATION_SIDE                0.000         0.000
ZQS                                     -0.9990E+30   -0.9990E+30
ZCUT                                     0.000         0.000
BALANCE LEVEL FOR PORE PRESSURES        -7.500        -7.500
WATER_BEHAVIOUR_FLAG (LINING OPT)        0.000         0.000
PORE_UPDATE_FLAG                         0.000         0.000
PORE_TAB. _FLAG (gt.0= use tabs)         0.000         0.000
lateral thrusts reduction elevatio       0.000         0.000
Downhill reduction factor for effe       0.000         0.000
Downhill reduction factor for pore       0.000         0.000
Uphill reduction factor for effect       0.000         0.000
Uphill reduction factor for pore p       0.000         0.000
SEISMIC HORIZONTAL ACCEL. Kh [g]         0.000         0.000
UPHILL VERTICAL ACCEL.  Kv_uh [g]        0.000         0.000
DOWNHILL VERTICAL ACCEL.Kv_dh [g]        0.000         0.000
UPHILL BETA ANGLE (SLOPE) [deg]          0.000         0.000
UPHILL DELTA/PHI RATIO                   0.000         0.000
DOWNHILL BETA ANGLE (SLOPE) [deg]        0.000         0.000
DOWNHILL DELTA/PHI RATIO                 0.000         0.000
DYN.WATER BEHAVIOUR                      0.000         0.000
Excess pore pressure RATIO Ru            0.000         0.000
SEISMIC PRESSURE LOWER VALUE             0.000         0.000
SEISMIC PRESSURE UPPER VALUE             0.000         0.000
SEISMIC PRESSURE LOWER LEVEL             0.000         0.000
SEISMIC PRESSURE UPPER LEVEL             0.000         0.000

=========================================================================================================end of step    1


STEP  NO.     2
                                        LEFT WALL    RIGHT WALL
Y                                        0.000       -0.9990E+30
Z-PC                                     0.000         0.000
Z-EXCAVATION                            -1.000         0.000
Z-WATER_TABLE                           -18.00       -0.9990E+30
Q_AT_THE_FREE_FIELD_LEVEL                0.000         0.000
ZQ                                       0.000         0.000
DZW_OF_THE_WATER_TABLE                   0.000         0.000
QS_ON_THE_EXCAVATION_SIDE                0.000         0.000
ZQS                                     -0.9990E+30   -0.9990E+30
ZCUT                                     0.000         0.000
BALANCE LEVEL FOR PORE PRESSURES        -7.500        -7.500
WATER_BEHAVIOUR_FLAG (LINING OPT)        0.000         0.000
PORE_UPDATE_FLAG                         0.000         0.000
PORE_TAB. _FLAG (gt.0= use tabs)         0.000         0.000
lateral thrusts reduction elevatio       0.000         0.000
Downhill reduction factor for effe       0.000         0.000
Downhill reduction factor for pore       0.000         0.000
Uphill reduction factor for effect       0.000         0.000
Uphill reduction factor for pore p       0.000         0.000
SEISMIC HORIZONTAL ACCEL. Kh [g]         0.000         0.000
UPHILL VERTICAL ACCEL.  Kv_uh [g]        0.000         0.000
```

DOWNHILL VERTICAL ACCEL.Kv_dh [g]	0.000	0.000
UPHILL BETA ANGLE (SLOPE) [deg]	0.000	0.000
UPHILL DELTA/PHI RATIO	0.000	0.000
DOWNHILL BETA ANGLE (SLOPE) [deg]	0.000	0.000
DOWNHILL DELTA/PHI RATIO	0.000	0.000
DYN.WATER BEHAVIOUR	0.000	0.000
Excess pore pressure RATIO Ru	0.000	0.000
SEISMIC PRESSURE LOWER VALUE	0.000	0.000
SEISMIC PRESSURE UPPER VALUE	0.000	0.000
SEISMIC PRESSURE LOWER LEVEL	0.000	0.000
SEISMIC PRESSURE UPPER LEVEL	0.000	0.000

==========end of step 2

STEP NO. 3

	LEFT WALL	RIGHT WALL
Y	0.000	-0.9990E+30
Z-PC	0.000	0.000
Z-EXCAVATION	-1.000	0.000
Z-WATER_TABLE	-18.00	-0.9990E+30
Q_AT_THE_FREE_FIELD_LEVEL	0.000	0.000
ZQ	0.000	0.000
DZW_OF_THE_WATER_TABLE	0.000	0.000
QS_ON_THE_EXCAVATION_SIDE	0.000	0.000
ZQS	-0.9990E+30	-0.9990E+30
ZCUT	0.000	0.000
BALANCE LEVEL FOR PORE PRESSURES	-7.500	-7.500
WATER_BEHAVIOUR_FLAG (LINING OPT)	0.000	0.000
PORE_UPDATE_FLAG	0.000	0.000
PORE_TAB. _FLAG (gt.0= use tabs)	0.000	0.000
lateral thrusts reduction elevatio	0.000	0.000
Downhill reduction factor for effe	0.000	0.000
Downhill reduction factor for pore	0.000	0.000
Uphill reduction factor for effect	0.000	0.000
Uphill reduction factor for pore p	0.000	0.000
SEISMIC HORIZONTAL ACCEL. Kh [g]	0.000	0.000
UPHILL VERTICAL ACCEL. Kv_uh [g]	0.000	0.000
DOWNHILL VERTICAL ACCEL.Kv_dh [g]	0.000	0.000
UPHILL BETA ANGLE (SLOPE) [deg]	0.000	0.000
UPHILL DELTA/PHI RATIO	0.000	0.000
DOWNHILL BETA ANGLE (SLOPE) [deg]	0.000	0.000
DOWNHILL DELTA/PHI RATIO	0.000	0.000
DYN.WATER BEHAVIOUR	0.000	0.000
Excess pore pressure RATIO Ru	0.000	0.000
SEISMIC PRESSURE LOWER VALUE	0.000	0.000
SEISMIC PRESSURE UPPER VALUE	0.000	0.000
SEISMIC PRESSURE LOWER LEVEL	0.000	0.000
SEISMIC PRESSURE UPPER LEVEL	0.000	0.000

==========end of step 3

STEP NO. 4

	LEFT WALL	RIGHT WALL
Y	0.000	-0.9990E+30
Z-PC	0.000	0.000
Z-EXCAVATION	-4.600	0.000
Z-WATER_TABLE	-18.00	-0.9990E+30
Q_AT_THE_FREE_FIELD_LEVEL	0.000	0.000
ZQ	0.000	0.000
DZW_OF_THE_WATER_TABLE	0.000	0.000
QS_ON_THE_EXCAVATION_SIDE	0.000	0.000
ZQS	-0.9990E+30	-0.9990E+30
ZCUT	0.000	0.000
BALANCE LEVEL FOR PORE PRESSURES	-7.500	-7.500
WATER_BEHAVIOUR_FLAG (LINING OPT)	0.000	0.000
PORE_UPDATE_FLAG	0.000	0.000
PORE_TAB. _FLAG (gt.0= use tabs)	0.000	0.000
lateral thrusts reduction elevatio	0.000	0.000
Downhill reduction factor for effe	0.000	0.000
Downhill reduction factor for pore	0.000	0.000
Uphill reduction factor for effect	0.000	0.000
Uphill reduction factor for pore p	0.000	0.000

SEISMIC HORIZONTAL ACCEL. Kh [g]	0.000	0.000
UPHILL VERTICAL ACCEL. Kv_uh [g]	0.000	0.000
DOWNHILL VERTICAL ACCEL.Kv_dh [g]	0.000	0.000
UPHILL BETA ANGLE (SLOPE) [deg]	0.000	0.000
UPHILL DELTA/PHI RATIO	0.000	0.000
DOWNHILL BETA ANGLE (SLOPE) [deg]	0.000	0.000
DOWNHILL DELTA/PHI RATIO	0.000	0.000
DYN.WATER BEHAVIOUR	0.000	0.000
Excess pore pressure RATIO Ru	0.000	0.000
SEISMIC PRESSURE LOWER VALUE	0.000	0.000
SEISMIC PRESSURE UPPER VALUE	0.000	0.000
SEISMIC PRESSURE LOWER LEVEL	0.000	0.000
SEISMIC PRESSURE UPPER LEVEL	0.000	0.000

==========end of step 4

STEP NO. 5

	LEFT WALL	RIGHT WALL
Y	0.000	-0.9990E+30
Z-PC	0.000	0.000
Z-EXCAVATION	-4.100	0.000
Z-WATER_TABLE	-18.00	-0.9990E+30
Q_AT_THE_FREE_FIELD_LEVEL	0.000	0.000
ZQ	0.000	0.000
DZW_OF_THE_WATER_TABLE	0.000	0.000
QS_ON_THE_EXCAVATION_SIDE	0.000	0.000
ZQS	-0.9990E+30	-0.9990E+30
ZCUT	0.000	0.000
BALANCE LEVEL FOR PORE PRESSURES	-7.500	-7.500
WATER_BEHAVIOUR_FLAG (LINING OPT)	0.000	0.000
PORE_UPDATE_FLAG	0.000	0.000
PORE_TAB. _FLAG (gt.0= use tabs)	0.000	0.000
lateral thrusts reduction elevatio	0.000	0.000
Downhill reduction factor for effe	0.000	0.000
Downhill reduction factor for pore	0.000	0.000
Uphill reduction factor for effect	0.000	0.000
Uphill reduction factor for pore p	0.000	0.000
SEISMIC HORIZONTAL ACCEL. Kh [g]	0.000	0.000
UPHILL VERTICAL ACCEL. Kv_uh [g]	0.000	0.000
DOWNHILL VERTICAL ACCEL.Kv_dh [g]	0.000	0.000
UPHILL BETA ANGLE (SLOPE) [deg]	0.000	0.000
UPHILL DELTA/PHI RATIO	0.000	0.000
DOWNHILL BETA ANGLE (SLOPE) [deg]	0.000	0.000
DOWNHILL DELTA/PHI RATIO	0.000	0.000
DYN.WATER BEHAVIOUR	0.000	0.000
Excess pore pressure RATIO Ru	0.000	0.000
SEISMIC PRESSURE LOWER VALUE	0.000	0.000
SEISMIC PRESSURE UPPER VALUE	0.000	0.000
SEISMIC PRESSURE LOWER LEVEL	0.000	0.000
SEISMIC PRESSURE UPPER LEVEL	0.000	0.000

==========end of step 5

STEP NO. 6

	LEFT WALL	RIGHT WALL
Y	0.000	-0.9990E+30
Z-PC	0.000	0.000
Z-EXCAVATION	-4.100	0.000
Z-WATER_TABLE	-18.00	-0.9990E+30
Q_AT_THE_FREE_FIELD_LEVEL	0.000	0.000
ZQ	0.000	0.000
DZW_OF_THE_WATER_TABLE	0.000	0.000
QS_ON_THE_EXCAVATION_SIDE	0.000	0.000
ZQS	-0.9990E+30	-0.9990E+30
ZCUT	0.000	0.000
BALANCE LEVEL FOR PORE PRESSURES	-7.500	-7.500
WATER_BEHAVIOUR_FLAG (LINING OPT)	0.000	0.000
PORE_UPDATE_FLAG	0.000	0.000
PORE_TAB. _FLAG (gt.0= use tabs)	0.000	0.000
lateral thrusts reduction elevatio	0.000	0.000
Downhill reduction factor for effe	0.000	0.000
Downhill reduction factor for pore	0.000	0.000

```
Uphill reduction factor for effect      0.000         0.000
Uphill reduction factor for pore p      0.000         0.000
SEISMIC HORIZONTAL ACCEL. Kh [g]        0.000         0.000
UPHILL VERTICAL ACCEL.  Kv_uh [g]       0.000         0.000
DOWNHILL VERTICAL ACCEL.Kv_dh [g]       0.000         0.000
UPHILL BETA ANGLE (SLOPE) [deg]         0.000         0.000
UPHILL DELTA/PHI RATIO                  0.000         0.000
DOWNHILL BETA ANGLE (SLOPE) [deg]       0.000         0.000
DOWNHILL DELTA/PHI RATIO                0.000         0.000
DYN.WATER BEHAVIOUR                     0.000         0.000
Excess pore pressure RATIO Ru           0.000         0.000
SEISMIC PRESSURE LOWER VALUE            0.000         0.000
SEISMIC PRESSURE UPPER VALUE            0.000         0.000
SEISMIC PRESSURE LOWER LEVEL            0.000         0.000
SEISMIC PRESSURE UPPER LEVEL            0.000         0.000

================================================================================================================end of step    6


 LEFT-HAND WALL

 LOWER  LEVEL          -7.50000
 UPPER  LEVEL           0.00000

 RIGHT-HAND WALL

 LOWER  LEVEL          -7.50000
 UPPER  LEVEL           0.00000
```

```
+-------------------------------------------------------------------------------------------------------------------------+
|                  PARATIEPLUS(TM)   NLS ENGINE RELEASE  2018.0    FULL VERSION  *Build date:Nov 13, 2017*              |
|                                                                                                                         |
|                                    NewProject.BaseDesignSection_28.A2M2R1_1213                                          |
|                                  Exe Time : 4 September 2018 18:01:32                                                   |
+-------------------------------------------------------------------------------------------------------------------------+
 I N I T I A L   S T R E S S   T A B L E S

            S E C T I O N

 NUMBER OF DEFINED TABLES             2


INPUT DATA FOR INITIAL STRESS SET NO.    1
PERTAINING SOIL ELEMENTS AT Y-COORD    0.0000

ACTIVATION TIME                              5.0000
END TIME (TIME BEYOND WHICH IT IS REMOVED)   6.0000

TYPE BOUSSINESQ

 HORIZONTAL DISTANCE (DY)           1.00000000000000
 FOUNDATION WIDTH    (B)            4.00000000000000
 ZETA-F.....                   0.000000000000000E+000
 Q-F .....                      26.0000000000000
 BETA .....                     45.0000000000000
 BEHAVIOUR (0=FREE, 1=REFLECTING)  0.000000000000000E+000


INPUT DATA FOR INITIAL STRESS SET NO.    2
PERTAINING SOIL ELEMENTS AT Y-COORD    0.0000

ACTIVATION TIME                              1.0000
END TIME (TIME BEYOND WHICH IT IS REMOVED)   6.0000

TYPE BOUSSINESQ

 HORIZONTAL DISTANCE (DY)           11.5000000000000
 FOUNDATION WIDTH    (B)            18.5000000000000
 ZETA-F.....                    2.70000000000000
 Q-F .....                      26.0000000000000
 BETA .....                     45.0000000000000
 BEHAVIOUR (0=FREE, 1=REFLECTING)  0.000000000000000E+000


 ELEMENT GROUPS BACKUP AREA CAN STAY IN CORE AT
 POSITION        4935

 NO. OF D.P.W  FOR THIS AREA       4680
 MAX NO. OF D.P.W. AVAILABLE      81920
 ** MAX NO OF ITERATIONS SET TO          40

ITER     0 RNORM = 0.000     RMNORM= 0.000
           RINORM= 4335.     RIMNOR= 0.000
           RENORM= 0.000     REMNOR= 0.000     RATIO = 0.000     TOLER =0.1000E-03      CONVERGED !
           RFMAX = 12.49     RMMAX = 0.000
           RTSMAL=0.1000E-03 RMSMAL= 0.000
           RDT   = 4335.     RDR   = 0.000
           RATIOT= 0.000     RATIOR= 0.000
           MAX UN= 0.000     IEQ=    78 NODE     39 DOF   2   X-ROT. F
           MIN UN= 0.000     IEQ=     1 NODE      1 DOF   1  Y-DISPL.F
           NO. OF CONTACT CONSTRAINT VIOLATIONS     0


ITER     1 RNORM = 0.000     RMNORM= 0.000
           RINORM= 4335.     RIMNOR= 0.000
           RENORM= 0.000     REMNOR= 0.000     RATIO = 0.000     TOLER =0.1000E-03      CONVERGED !
           RFMAX = 12.49     RMMAX = 0.000
           RTSMAL=0.1000E-03 RMSMAL= 0.000
           RDT   = 4335.     RDR   = 0.000
           RATIOT= 0.000     RATIOR= 0.000
```

```
  MAX UN= 0.000     IEQ=    78 NODE     39 DOF   2   X-ROT. F
  MIN UN= 0.000     IEQ=     1 NODE      1 DOF   1  Y-DISPL.F
  NO. OF CONTACT CONSTRAINT VIOLATIONS     0


ITER     2 RNORM = 0.000     RMNORM= 0.000
  RINORM= 4335.     RIMNOR= 0.000
  RENORM= 0.000     REMNOR= 0.000     RATIO = 0.000     TOLER =0.1000E-03      CONVERGED !
  RFMAX = 12.49     RMMAX = 0.000
  RTSMAL=0.1000E-03 RMSMAL= 0.000
  RDT   = 4335.     RDR   = 0.000
  RATIOT= 0.000     RATIOR= 0.000
  MAX UN= 0.000     IEQ=    78 NODE     39 DOF   2   X-ROT. F
  MIN UN= 0.000     IEQ=     1 NODE      1 DOF   1  Y-DISPL.F
  NO. OF CONTACT CONSTRAINT VIOLATIONS     0
```

```
+-------------------------------------------------------------------------------------------------------------------------+
|                   PARATIEPLUS(TM)   NLS ENGINE RELEASE  2018.0    FULL VERSION  *Build date:Nov 13, 2017*               |
|                                                                                                                         |
|                                     NewProject.BaseDesignSection_28.A2M2R1_1213                                         |
|                                  Exe Time : 4 September 2018 18:01:32                                                   |
+-------------------------------------------------------------------------------------------------------------------------+
New Project
SOLUTION REACHED USING     2 ITERATIONS ON   40

P R I N T   O U T   F O R   T I M E   S T E P    1     ( AT TIME   1.000     )

PRINT OUT OF ACTIVE COMPONENTS (FIXED NODES ARE NOT PRINTED OUT)

          Y-DISPL.F        X-ROT. F
           (02)             (04)            (


ALL NODAL POINTS HAVE ZERO DISPLACEMENT COMPONENTS
```

```
+-------------------------------------------------------------------------------------------------------------------------------+
|                  PARATIEPLUS(TM)   NLS ENGINE RELEASE  2018.0    FULL VERSION  *Build date:Nov 13, 2017*                    |
|                                                                                                                               |
|                                    NewProject.BaseDesignSection_28.A2M2R1_1213                                                |
|                                  Exe Time : 4 September 2018 18:01:32                                                         |
+-------------------------------------------------------------------------------------------------------------------------------+
New Project


S T R E S S   R E S U L T S   F O R   G R O U P   N O.   1

0_L                                                          :
ELEMENT TYPE    5 NO.OF ELEMENTS. IN THIS GROUP   39
C U R R E N T   T I M E   I S     1.0000

 HARDENING 2D SOIL ELEMENT

 ****** TOTAL STRESS FORMULATION *****

  EL *   FORCE     DISPL-Y  VERTICAL-P  HORIZON.-P     MAX-V-P     MAX-H-P          STATE   STIFFNESS Z-LEVEL      PORE
E FACTOR    UFACTOR       Peq          Su_a         Su_p     LAYER
 ------------------------------------------------------------------------------------------------------------------------------
-------------------------------------------------------------------------------------------
   1 D  0.2268       0.000      6.2962E-02   2.268      6.2962E-02   2.268            V-C  4.6901E+04   0.000       0.000
1.000       1.000       2.268       0.000       0.000     DI1_164_167_L_0
   2 D  0.8033       0.000       3.277       4.016       3.277       4.016            V-C  4.6901E+04 -0.2000       0.000
1.000       1.000       4.016       0.000       0.000     DI1_164_167_L_0
   3 D   1.152       0.000       6.493       5.761       6.493       5.761            V-C  4.6901E+04 -0.4000       0.000
1.000       1.000       5.761       0.000       0.000     DI1_164_167_L_0
   4 D   1.500       0.000       9.711       7.501       9.711       7.501            V-C  4.6901E+04 -0.6000       0.000
1.000       1.000       7.501       0.000       0.000     DI1_164_167_L_0
   5 D   1.847       0.000       12.93       9.237       12.93       9.237            V-C  4.6901E+04 -0.8000       0.000
1.000       1.000       9.237       0.000       0.000     DI1_164_167_L_0
   6 D   2.194       0.000       16.15       10.97       16.15       10.97            V-C  4.6901E+04  -1.000       0.000
1.000       1.000       10.97       0.000       0.000     DI1_164_167_L_0
   7 D   2.539       0.000       19.38       12.70       19.38       12.70            V-C  4.6901E+04  -1.200       0.000
1.000       1.000       12.70       0.000       0.000     DI1_164_167_L_0
   8 D   2.884       0.000       22.60       14.42       22.60       14.42            V-C  4.6901E+04  -1.400       0.000
1.000       1.000       14.42       0.000       0.000     DI1_164_167_L_0
   9 D   3.227       0.000       25.83       16.14       25.83       16.14            V-C  4.6901E+04  -1.600       0.000
1.000       1.000       16.14       0.000       0.000     DI1_164_167_L_0
  10 D   3.570       0.000       29.06       17.85       29.06       17.85            V-C  4.6901E+04  -1.800       0.000
1.000       1.000       17.85       0.000       0.000     DI1_164_167_L_0
  11 D   3.912       0.000       32.29       19.56       32.29       19.56            V-C  4.6901E+04  -2.000       0.000
1.000       1.000       19.56       0.000       0.000     DI1_164_167_L_0
  12 D   4.252       0.000       35.53       21.26       35.53       21.26            V-C  4.6901E+04  -2.200       0.000
1.000       1.000       21.26       0.000       0.000     DI1_164_167_L_0
  13 D   4.592       0.000       38.76       22.96       38.76       22.96            V-C  4.6901E+04  -2.400       0.000
1.000       1.000       22.96       0.000       0.000     DI1_164_167_L_0
  14 D   4.931       0.000       42.00       24.66       42.00       24.66            V-C  4.6901E+04  -2.600       0.000
1.000       1.000       24.66       0.000       0.000     DI1_164_167_L_0
  15 D   5.269       0.000       45.24       26.34       45.24       26.34            V-C  4.6901E+04  -2.800       0.000
1.000       1.000       26.34       0.000       0.000     DI1_164_167_L_0
  16 D   5.606       0.000       48.48       28.03       48.48       28.03            V-C  4.6901E+04  -3.000       0.000
1.000       1.000       28.03       0.000       0.000     DI1_164_167_L_0
  17 D   5.942       0.000       51.72       29.71       51.72       29.71            V-C  4.6901E+04  -3.200       0.000
1.000       1.000       29.71       0.000       0.000     DI1_164_167_L_0
  18 D   6.277       0.000       54.97       31.39       54.97       31.39            V-C  4.6901E+04  -3.400       0.000
1.000       1.000       31.39       0.000       0.000     DI1_164_167_L_0
  19 D   6.611       0.000       58.21       33.06       58.21       33.06            V-C  4.6901E+04  -3.600       0.000
1.000       1.000       33.06       0.000       0.000     DI1_164_167_L_0
  20 D   6.945       0.000       61.46       34.72       61.46       34.72            V-C  4.6901E+04  -3.800       0.000
1.000       1.000       34.72       0.000       0.000     DI1_164_167_L_0
  21 D   7.277       0.000       64.71       36.39       64.71       36.39            V-C  4.6901E+04  -4.000       0.000
1.000       1.000       36.39       0.000       0.000     DI1_164_167_L_0
  22 D   7.609       0.000       67.96       38.04       67.96       38.04            V-C  4.6901E+04  -4.200       0.000
1.000       1.000       38.04       0.000       0.000     DI1_164_167_L_0
  23 D   7.940       0.000       71.21       39.70       71.21       39.70            V-C  4.6901E+04  -4.400       0.000
1.000       1.000       39.70       0.000       0.000     DI1_164_167_L_0
  24 D   8.270       0.000       74.46       41.35       74.46       41.35            V-C  4.6901E+04  -4.600       0.000
1.000       1.000       41.35       0.000       0.000     DI1_164_167_L_0
```

25 D	8.599	0.000	77.72	42.99	77.72	42.99	V-C	4.6901E+04	-4.800	0.000		
1.000	1.000	42.99	0.000	0.000	DI1_164_167_L_0							
26 D	8.927	0.000	80.97	44.64	80.97	44.64	V-C	1.1195E+05	-5.000	0.000		
1.000	1.000	44.64	0.000	0.000	DI2_165_168_L_0							
27 D	9.255	0.000	84.23	46.28	84.23	46.28	V-C	1.1195E+05	-5.200	0.000		
1.000	1.000	46.28	0.000	0.000	DI2_165_168_L_0							
28 D	9.582	0.000	87.48	47.91	87.48	47.91	V-C	1.1195E+05	-5.400	0.000		
1.000	1.000	47.91	0.000	0.000	DI2_165_168_L_0							
29 D	9.908	0.000	90.74	49.54	90.74	49.54	V-C	1.1195E+05	-5.600	0.000		
1.000	1.000	49.54	0.000	0.000	DI2_165_168_L_0							
30 D	10.23	0.000	94.00	51.17	94.00	51.17	V-C	1.1195E+05	-5.800	0.000		
1.000	1.000	51.17	0.000	0.000	DI2_165_168_L_0							
31 D	10.56	0.000	97.26	52.79	97.26	52.79	V-C	1.1195E+05	-6.000	0.000		
1.000	1.000	52.79	0.000	0.000	DI2_165_168_L_0							
32 D	10.88	0.000	100.5	54.41	100.5	54.41	V-C	1.1195E+05	-6.200	0.000		
1.000	1.000	54.41	0.000	0.000	DI2_165_168_L_0							
33 D	11.21	0.000	103.8	56.03	103.8	56.03	V-C	1.1195E+05	-6.400	0.000		
1.000	1.000	56.03	0.000	0.000	DI2_165_168_L_0							
34 D	11.53	0.000	107.0	57.65	107.0	57.65	V-C	1.1195E+05	-6.600	0.000		
1.000	1.000	57.65	0.000	0.000	DI2_165_168_L_0							
35 D	11.85	0.000	110.3	59.26	110.3	59.26	V-C	1.1195E+05	-6.800	0.000		
1.000	1.000	59.26	0.000	0.000	DI2_165_168_L_0							
36 D	12.17	0.000	113.6	60.87	113.6	60.87	V-C	1.1195E+05	-7.000	0.000		
1.000	1.000	60.87	0.000	0.000	DI2_165_168_L_0							
37 D	12.49	0.000	116.8	62.47	116.8	62.47	V-C	1.1195E+05	-7.200	0.000		
1.000	1.000	62.47	0.000	0.000	DI2_165_168_L_0							
38 D	9.612	0.000	120.1	64.08	120.1	64.08	V-C	1.1195E+05	-7.400	0.000		
1.000	1.000	64.08	0.000	0.000	DI2_165_168_L_0							
39 D	3.244	0.000	121.7	64.88	121.7	64.88	V-C	1.1195E+05	-7.500	0.000		
1.000	1.000	64.88	0.000	0.000	DI2_165_168_L_0							

```
+-------------------------------------------------------------------------------------------------------------------------------+
|                   PARATIEPLUS(TM)   NLS ENGINE RELEASE  2018.0    FULL VERSION  *Build date:Nov 13, 2017*                    |
|                                                                                                                               |
|                                      NewProject.BaseDesignSection_28.A2M2R1_1213                                              |
|                                    Exe Time : 4 September 2018 18:01:32                                                       |
+-------------------------------------------------------------------------------------------------------------------------------+
New Project


S T R E S S   R E S U L T S   F O R   G R O U P   N O.   2

0_R                                                          :
ELEMENT TYPE    5 NO.OF ELEMENTS. IN THIS GROUP   39
C U R R E N T   T I M E   I S      1.0000

 HARDENING 2D SOIL ELEMENT

 ****** TOTAL STRESS FORMULATION *****

  EL *   FORCE     DISPL-Y  VERTICAL-P  HORIZON.-P     MAX-V-P     MAX-H-P           STATE   STIFFNESS Z-LEVEL      PORE
E FACTOR    UFACTOR       Peq           Su_a         Su_p     LAYER
 ------------------------------------------------------------------------------------------------------------------------------
-------------------------------------------------------------------------------------------
   1 D  0.2268       0.000       0.000       2.268       0.000       2.268            V-C  3.8379E+04   0.000       0.000
1.000       1.000       2.268       0.000       0.000     DI1_164_167_L_0
   2 D  0.8033       0.000       3.200       4.016       3.200       4.016            V-C  3.8379E+04 -0.2000       0.000
1.000       1.000       4.016       0.000       0.000     DI1_164_167_L_0
   3 D   1.152       0.000       6.400       5.761       6.400       5.761            V-C  3.8379E+04 -0.4000       0.000
1.000       1.000       5.761       0.000       0.000     DI1_164_167_L_0
   4 D   1.500       0.000       9.600       7.501       9.600       7.501            V-C  3.8379E+04 -0.6000       0.000
1.000       1.000       7.501       0.000       0.000     DI1_164_167_L_0
   5 D   1.847       0.000       12.80       9.237       12.80       9.237            V-C  3.8379E+04 -0.8000       0.000
1.000       1.000       9.237       0.000       0.000     DI1_164_167_L_0
   6 D   2.194       0.000       16.00       10.97       16.00       10.97            V-C  3.8379E+04  -1.000       0.000
1.000       1.000       10.97       0.000       0.000     DI1_164_167_L_0
   7 D   2.539       0.000       19.20       12.70       19.20       12.70            V-C  3.8379E+04  -1.200       0.000
1.000       1.000       12.70       0.000       0.000     DI1_164_167_L_0
   8 D   2.884       0.000       22.40       14.42       22.40       14.42            V-C  3.8379E+04  -1.400       0.000
1.000       1.000       14.42       0.000       0.000     DI1_164_167_L_0
   9 D   3.227       0.000       25.60       16.14       25.60       16.14            V-C  3.8379E+04  -1.600       0.000
1.000       1.000       16.14       0.000       0.000     DI1_164_167_L_0
  10 D   3.570       0.000       28.80       17.85       28.80       17.85            V-C  3.8379E+04  -1.800       0.000
1.000       1.000       17.85       0.000       0.000     DI1_164_167_L_0
  11 D   3.912       0.000       32.00       19.56       32.00       19.56            V-C  3.8379E+04  -2.000       0.000
1.000       1.000       19.56       0.000       0.000     DI1_164_167_L_0
  12 D   4.252       0.000       35.20       21.26       35.20       21.26            V-C  3.8379E+04  -2.200       0.000
1.000       1.000       21.26       0.000       0.000     DI1_164_167_L_0
  13 D   4.592       0.000       38.40       22.96       38.40       22.96            V-C  3.8379E+04  -2.400       0.000
1.000       1.000       22.96       0.000       0.000     DI1_164_167_L_0
  14 D   4.931       0.000       41.60       24.66       41.60       24.66            V-C  3.8379E+04  -2.600       0.000
1.000       1.000       24.66       0.000       0.000     DI1_164_167_L_0
  15 D   5.269       0.000       44.80       26.34       44.80       26.34            V-C  3.8379E+04  -2.800       0.000
1.000       1.000       26.34       0.000       0.000     DI1_164_167_L_0
  16 D   5.606       0.000       48.00       28.03       48.00       28.03            V-C  3.8379E+04  -3.000       0.000
1.000       1.000       28.03       0.000       0.000     DI1_164_167_L_0
  17 D   5.942       0.000       51.20       29.71       51.20       29.71            V-C  3.8379E+04  -3.200       0.000
1.000       1.000       29.71       0.000       0.000     DI1_164_167_L_0
  18 D   6.277       0.000       54.40       31.39       54.40       31.39            V-C  3.8379E+04  -3.400       0.000
1.000       1.000       31.39       0.000       0.000     DI1_164_167_L_0
  19 D   6.611       0.000       57.60       33.06       57.60       33.06            V-C  3.8379E+04  -3.600       0.000
1.000       1.000       33.06       0.000       0.000     DI1_164_167_L_0
  20 D   6.945       0.000       60.80       34.72       60.80       34.72            V-C  3.8379E+04  -3.800       0.000
1.000       1.000       34.72       0.000       0.000     DI1_164_167_L_0
  21 D   7.277       0.000       64.00       36.39       64.00       36.39            V-C  3.8379E+04  -4.000       0.000
1.000       1.000       36.39       0.000       0.000     DI1_164_167_L_0
  22 D   7.609       0.000       67.20       38.04       67.20       38.04            V-C  3.8379E+04  -4.200       0.000
1.000       1.000       38.04       0.000       0.000     DI1_164_167_L_0
  23 D   7.940       0.000       70.40       39.70       70.40       39.70            V-C  3.8379E+04  -4.400       0.000
1.000       1.000       39.70       0.000       0.000     DI1_164_167_L_0
  24 D   8.270       0.000       73.60       41.35       73.60       41.35            V-C  3.8379E+04  -4.600       0.000
1.000       1.000       41.35       0.000       0.000     DI1_164_167_L_0
```

25 D	8.599	0.000	76.80	42.99	76.80	42.99	V-C	3.8379E+04	-4.800	0.000		
1.000	1.000	42.99	0.000	0.000	DI1_164_167_L_0							
26 D	8.927	0.000	80.00	44.64	80.00	44.64	V-C	8.2608E+04	-5.000	0.000		
1.000	1.000	44.64	0.000	0.000	DI2_165_168_L_0							
27 D	9.255	0.000	83.20	46.28	83.20	46.28	V-C	8.2608E+04	-5.200	0.000		
1.000	1.000	46.28	0.000	0.000	DI2_165_168_L_0							
28 D	9.582	0.000	86.40	47.91	86.40	47.91	V-C	8.2608E+04	-5.400	0.000		
1.000	1.000	47.91	0.000	0.000	DI2_165_168_L_0							
29 D	9.908	0.000	89.60	49.54	89.60	49.54	V-C	8.2608E+04	-5.600	0.000		
1.000	1.000	49.54	0.000	0.000	DI2_165_168_L_0							
30 D	10.23	0.000	92.80	51.17	92.80	51.17	V-C	8.2608E+04	-5.800	0.000		
1.000	1.000	51.17	0.000	0.000	DI2_165_168_L_0							
31 D	10.56	0.000	96.00	52.79	96.00	52.79	V-C	8.2608E+04	-6.000	0.000		
1.000	1.000	52.79	0.000	0.000	DI2_165_168_L_0							
32 D	10.88	0.000	99.20	54.41	99.20	54.41	V-C	8.2608E+04	-6.200	0.000		
1.000	1.000	54.41	0.000	0.000	DI2_165_168_L_0							
33 D	11.21	0.000	102.4	56.03	102.4	56.03	V-C	8.2608E+04	-6.400	0.000		
1.000	1.000	56.03	0.000	0.000	DI2_165_168_L_0							
34 D	11.53	0.000	105.6	57.65	105.6	57.65	V-C	8.2608E+04	-6.600	0.000		
1.000	1.000	57.65	0.000	0.000	DI2_165_168_L_0							
35 D	11.85	0.000	108.8	59.26	108.8	59.26	V-C	8.2608E+04	-6.800	0.000		
1.000	1.000	59.26	0.000	0.000	DI2_165_168_L_0							
36 D	12.17	0.000	112.0	60.87	112.0	60.87	V-C	8.2608E+04	-7.000	0.000		
1.000	1.000	60.87	0.000	0.000	DI2_165_168_L_0							
37 D	12.49	0.000	115.2	62.47	115.2	62.47	V-C	8.2608E+04	-7.200	0.000		
1.000	1.000	62.47	0.000	0.000	DI2_165_168_L_0							
38 D	9.612	0.000	118.4	64.08	118.4	64.08	V-C	8.2608E+04	-7.400	0.000		
1.000	1.000	64.08	0.000	0.000	DI2_165_168_L_0							
39 D	3.244	0.000	120.0	64.88	120.0	64.88	V-C	8.2608E+04	-7.500	0.000		
1.000	1.000	64.88	0.000	0.000	DI2_165_168_L_0							

```
+-------------------------------------------------------------------------------------------------------------------------------+
|                   PARATIEPLUS(TM)   NLS ENGINE RELEASE  2018.0    FULL VERSION  *Build date:Nov 13, 2017*                    |
|                                                                                                                               |
|                                      NewProject.BaseDesignSection_28.A2M2R1_1213                                              |
|                                    Exe Time : 4 September 2018 18:01:32                                                       |
+-------------------------------------------------------------------------------------------------------------------------------+
New Project


S T R E S S   R E S U L T S   F O R   G R O U P   N O.   3

WallElement_33                                                :
ELEMENT TYPE    2 NO.OF ELEMENTS. IN THIS GROUP   38
C U R R E N T   T I M E   I S     1.0000

 WALL2D ELEMENT

   EL      TA          TB          MA          MB
-------------------------------------------------------
    1  0.0000      0.0000      0.0000      0.0000
    2  0.0000      0.0000      0.0000      0.0000
    3  0.0000      0.0000      0.0000      0.0000
    4  0.0000      0.0000      0.0000      0.0000
    5  0.0000      0.0000      0.0000      0.0000
    6  0.0000      0.0000      0.0000      0.0000
    7  0.0000      0.0000      0.0000      0.0000
    8  0.0000      0.0000      0.0000      0.0000
    9  0.0000      0.0000      0.0000      0.0000
   10  0.0000      0.0000      0.0000      0.0000
   11  0.0000      0.0000      0.0000      0.0000
   12  0.0000      0.0000      0.0000      0.0000
   13  0.0000      0.0000      0.0000      0.0000
   14  0.0000      0.0000      0.0000      0.0000
   15  0.0000      0.0000      0.0000      0.0000
   16  0.0000      0.0000      0.0000      0.0000
   17  0.0000      0.0000      0.0000      0.0000
   18  0.0000      0.0000      0.0000      0.0000
   19  0.0000      0.0000      0.0000      0.0000
   20  0.0000      0.0000      0.0000      0.0000
   21  0.0000      0.0000      0.0000      0.0000
   22  0.0000      0.0000      0.0000      0.0000
   23  0.0000      0.0000      0.0000      0.0000
   24  0.0000      0.0000      0.0000      0.0000
   25  0.0000      0.0000      0.0000      0.0000
   26  0.0000      0.0000      0.0000      0.0000
   27  0.0000      0.0000      0.0000      0.0000
   28  0.0000      0.0000      0.0000      0.0000
   29  0.0000      0.0000      0.0000      0.0000
   30  0.0000      0.0000      0.0000      0.0000
   31  0.0000      0.0000      0.0000      0.0000
   32  0.0000      0.0000      0.0000      0.0000
   33  0.0000      0.0000      0.0000      0.0000
   34  0.0000      0.0000      0.0000      0.0000
   35  0.0000      0.0000      0.0000      0.0000
   36  0.0000      0.0000      0.0000      0.0000
   37  0.0000      0.0000      0.0000      0.0000
   38  0.0000      0.0000      0.0000      0.0000
```

```
+-------------------------------------------------------------------------------------------------------------------------+
|                   PARATIEPLUS(TM)   NLS ENGINE RELEASE  2018.0    FULL VERSION  *Build date:Nov 13, 2017*               |
|                                                                                                                         |
|                                     NewProject.BaseDesignSection_28.A2M2R1_1213                                         |
|                                  Exe Time : 4 September 2018 18:01:32                                                   |
+-------------------------------------------------------------------------------------------------------------------------+
New Project


S T R E S S    R E S U L T S    F O R    G R O U P    N O.    4

Tieback_175                                                  :
ELEMENT TYPE    6 NO.OF ELEMENTS. IN THIS GROUP    1
C U R R E N T    T I M E    I S      1.0000

 POST-TENSION 2D-BOUNDARY ELEMENT

         EL    FORCE          d0          EDISPL     pl. eps          K     -ve limit   +ve limit
-----------------------------------------------------------------------------------------------------

***** NO ONE ELEMENT ACTIVE AT CURRENT STEP *****

ITER     0 RNORM = 0.000     RMNORM= 0.000
           RINORM= 3930.     RIMNOR= 0.000
           RENORM= 37.11     REMNOR= 0.000     RATIO =0.9718E-01 TOLER =0.1000E-03  NOT CONVERGED
           RFMAX = 12.49     RMMAX = 0.000
           RTSMAL=0.1000E-03 RMSMAL= 0.000
           RDT   = 3930.     RDR   = 0.000
           RATIOT=0.9718E-01 RATIOR= 0.000
           MAX UN= 2.194     IEQ=    11 NODE      6 DOF   1  Y-DISPL.F
           MIN UN= 0.000     IEQ=     2 NODE      1 DOF   2   X-ROT. F
           NO. OF CONTACT CONSTRAINT VIOLATIONS     0


ITER     2 RNORM = 0.000     RMNORM= 0.000
           RINORM= 3930.     RIMNOR= 0.000
           RENORM=0.4966     REMNOR=0.6553E-21 RATIO =0.1124E-01 TOLER =0.1000E-03  NOT CONVERGED
           RFMAX = 12.49     RMMAX = 0.000
           RTSMAL=0.1000E-03 RMSMAL= 0.000
           RDT   = 3930.     RDR   = 0.000
           RATIOT=0.1124E-01 RATIOR= 0.000
           MAX UN=0.4616     IEQ=     1 NODE      1 DOF   1  Y-DISPL.F
           MIN UN=-.2385E-10 IEQ=    11 NODE      6 DOF   1  Y-DISPL.F
           NO. OF CONTACT CONSTRAINT VIOLATIONS     0


ITER     3 RNORM = 0.000     RMNORM= 0.000
           RINORM= 3930.     RIMNOR= 0.000
           RENORM=0.8238E-02 REMNOR=0.1090E-21 RATIO =0.1448E-02 TOLER =0.1000E-03  NOT CONVERGED
           RFMAX = 12.49     RMMAX = 0.000
           RTSMAL=0.1000E-03 RMSMAL= 0.000
           RDT   = 3930.     RDR   = 0.000
           RATIOT=0.1448E-02 RATIOR= 0.000
           MAX UN=0.9076E-01 IEQ=    11 NODE      6 DOF   1  Y-DISPL.F
           MIN UN=-.7728E-10 IEQ=     7 NODE      4 DOF   1  Y-DISPL.F
           NO. OF CONTACT CONSTRAINT VIOLATIONS     0


ITER     4 RNORM = 0.000     RMNORM= 0.000
           RINORM= 3930.     RIMNOR= 0.000
           RENORM=0.2300E-19 REMNOR=0.8712E-22 RATIO =0.2419E-11 TOLER =0.1000E-03      CONVERGED !
           RFMAX = 12.49     RMMAX = 0.000
           RTSMAL=0.1000E-03 RMSMAL= 0.000
           RDT   = 3930.     RDR   = 0.000
           RATIOT=0.2419E-11 RATIOR= 0.000
           MAX UN=0.7199E-10 IEQ=    11 NODE      6 DOF   1  Y-DISPL.F
           MIN UN=-.4886E-10 IEQ=     7 NODE      4 DOF   1  Y-DISPL.F
           NO. OF CONTACT CONSTRAINT VIOLATIONS     0
```

```
+-------------------------------------------------------------------------------------------------------------------------+
|                   PARATIEPLUS(TM)   NLS ENGINE RELEASE  2018.0    FULL VERSION  *Build date:Nov 13, 2017*               |
|                                                                                                                         |
|                                      NewProject.BaseDesignSection_28.A2M2R1_1213                                        |
|                                   Exe Time : 4 September 2018 18:01:32                                                  |
+-------------------------------------------------------------------------------------------------------------------------+
New Project
SOLUTION REACHED USING     4 ITERATIONS ON   40

P R I N T   O U T   F O R   T I M E   S T E P    2     ( AT TIME   2.000     )

PRINT OUT OF ACTIVE COMPONENTS (FIXED NODES ARE NOT PRINTED OUT)

          Y-DISPL.F        X-ROT. F
            (02)             (04)           (
    1   1.0344508E-04  -1.7220982E-05
    2   1.0000089E-04  -1.7220961E-05
    3   9.6556845E-05  -1.7218722E-05
    4   9.3113978E-05  -1.7207781E-05
    5   8.9675030E-05  -1.7177380E-05
    6   8.6245326E-05  -1.7112488E-05
    7   8.2833622E-05  -1.6993798E-05
    8   7.9451874E-05  -1.6814093E-05
    9   7.6111503E-05  -1.6581610E-05
   10   7.2822127E-05  -1.6305673E-05
   11   6.9591538E-05  -1.5995176E-05
   12   6.6425810E-05  -1.5658376E-05
   13   6.3329440E-05  -1.5302791E-05
   14   6.0305498E-05  -1.4935141E-05
   15   5.7355795E-05  -1.4561325E-05
   16   5.4481042E-05  -1.4186401E-05
   17   5.1681013E-05  -1.3814590E-05
   18   4.8954759E-05  -1.3449281E-05
   19   4.6300696E-05  -1.3093034E-05
   20   4.3716825E-05  -1.2747594E-05
   21   4.1200887E-05  -1.2413908E-05
   22   3.8750480E-05  -1.2092132E-05
   23   3.6363281E-05  -1.1781657E-05
   24   3.4037155E-05  -1.1481116E-05
   25   3.1770313E-05  -1.1188401E-05
   26   2.9561461E-05  -1.0900683E-05
   27   2.7409534E-05  -1.0620718E-05
   28   2.5312142E-05  -1.0356397E-05
   29   2.3265511E-05  -1.0114038E-05
   30   2.1264744E-05  -9.8984128E-06
   31   1.9304146E-05  -9.7127846E-06
   32   1.7377521E-05  -9.5589402E-06
   33   1.5478438E-05  -9.4372126E-06
   34   1.3600568E-05  -9.3465075E-06
   35   1.1737934E-05  -9.2843176E-06
   36   9.8852006E-06  -9.2467354E-06
   37   8.0379619E-06  -9.2284625E-06
   38   6.1929833E-06  -9.2228132E-06
   39   5.2706940E-06  -9.2225177E-06
```

```
+-------------------------------------------------------------------------------------------------------------------------------+
|                   PARATIEPLUS(TM)   NLS ENGINE RELEASE  2018.0    FULL VERSION  *Build date:Nov 13, 2017*                    |
|                                                                                                                               |
|                                    NewProject.BaseDesignSection_28.A2M2R1_1213                                                |
|                                  Exe Time : 4 September 2018 18:01:32                                                         |
+-------------------------------------------------------------------------------------------------------------------------------+
New Project


S T R E S S   R E S U L T S   F O R   G R O U P   N O.   1

0_L                                                          :
ELEMENT TYPE    5 NO.OF ELEMENTS. IN THIS GROUP   39
C U R R E N T   T I M E   I S      2.0000

 HARDENING 2D SOIL ELEMENT

 ****** TOTAL STRESS FORMULATION *****

  EL *   FORCE     DISPL-Y  VERTICAL-P  HORIZON.-P     MAX-V-P     MAX-H-P           STATE   STIFFNESS Z-LEVEL      PORE
E FACTOR    UFACTOR       Peq           Su_a         Su_p     LAYER
 ------------------------------------------------------------------------------------------------------------------------------
-------------------------------------------------------------------------------------------
   1 D  2.5752E-03 -1.0345E-04  6.2962E-02  2.5752E-02  6.2962E-02   2.268          ACTIVE   0.000       0.000       0.000
1.000       1.000      2.5752E-02   0.000       0.000     DI1_164_167_L_0
   2 D  0.2681     -1.0000E-04   3.277       1.340       3.277       4.016          ACTIVE   0.000      -0.2000      0.000
1.000       1.000       1.340       0.000       0.000     DI1_164_167_L_0
   3 D  0.5312     -9.6557E-05   6.493       2.656       6.493       5.761          ACTIVE   0.000      -0.4000      0.000
1.000       1.000       2.656       0.000       0.000     DI1_164_167_L_0
   4 D  0.7944     -9.3114E-05   9.711       3.972       9.711       7.501          ACTIVE   0.000      -0.6000      0.000
1.000       1.000       3.972       0.000       0.000     DI1_164_167_L_0
   5 D   1.058     -8.9675E-05   12.93       5.289       12.93       9.237          ACTIVE   0.000      -0.8000      0.000
1.000       1.000       5.289       0.000       0.000     DI1_164_167_L_0
   6 D   1.321     -8.6245E-05   16.15       6.607       16.15       10.97          ACTIVE   0.000       -1.000      0.000
1.000       1.000       6.607       0.000       0.000     DI1_164_167_L_0
   7 D   1.607     -8.2834E-05   19.38       8.033       19.38       12.70           UL-RL  5.6281E+04   -1.200      0.000
1.000       1.000       8.033       0.000       0.000     DI1_164_167_L_0
   8 D   1.989     -7.9452E-05   22.60       9.946       22.60       14.42           UL-RL  5.6281E+04   -1.400      0.000
1.000       1.000       9.946       0.000       0.000     DI1_164_167_L_0
   9 D   2.370     -7.6112E-05   25.83       11.85       25.83       16.14           UL-RL  5.6281E+04   -1.600      0.000
1.000       1.000       11.85       0.000       0.000     DI1_164_167_L_0
  10 D   2.750     -7.2822E-05   29.06       13.75       29.06       17.85           UL-RL  5.6281E+04   -1.800      0.000
1.000       1.000       13.75       0.000       0.000     DI1_164_167_L_0
  11 D   3.128     -6.9592E-05   32.29       15.64       32.29       19.56           UL-RL  5.6281E+04   -2.000      0.000
1.000       1.000       15.64       0.000       0.000     DI1_164_167_L_0
  12 D   3.505     -6.6426E-05   35.53       17.52       35.53       21.26           UL-RL  5.6281E+04   -2.200      0.000
1.000       1.000       17.52       0.000       0.000     DI1_164_167_L_0
  13 D   3.879     -6.3329E-05   38.76       19.40       38.76       22.96           UL-RL  5.6281E+04   -2.400      0.000
1.000       1.000       19.40       0.000       0.000     DI1_164_167_L_0
  14 D   4.252     -6.0305E-05   42.00       21.26       42.00       24.66           UL-RL  5.6281E+04   -2.600      0.000
1.000       1.000       21.26       0.000       0.000     DI1_164_167_L_0
  15 D   4.623     -5.7356E-05   45.24       23.12       45.24       26.34           UL-RL  5.6281E+04   -2.800      0.000
1.000       1.000       23.12       0.000       0.000     DI1_164_167_L_0
  16 D   4.993     -5.4481E-05   48.48       24.96       48.48       28.03           UL-RL  5.6281E+04   -3.000      0.000
1.000       1.000       24.96       0.000       0.000     DI1_164_167_L_0
  17 D   5.360     -5.1681E-05   51.72       26.80       51.72       29.71           UL-RL  5.6281E+04   -3.200      0.000
1.000       1.000       26.80       0.000       0.000     DI1_164_167_L_0
  18 D   5.726     -4.8955E-05   54.97       28.63       54.97       31.39           UL-RL  5.6281E+04   -3.400      0.000
1.000       1.000       28.63       0.000       0.000     DI1_164_167_L_0
  19 D   6.090     -4.6301E-05   58.21       30.45       58.21       33.06           UL-RL  5.6281E+04   -3.600      0.000
1.000       1.000       30.45       0.000       0.000     DI1_164_167_L_0
  20 D   6.453     -4.3717E-05   61.46       32.26       61.46       34.72           UL-RL  5.6281E+04   -3.800      0.000
1.000       1.000       32.26       0.000       0.000     DI1_164_167_L_0
  21 D   6.814     -4.1201E-05   64.71       34.07       64.71       36.39           UL-RL  5.6281E+04   -4.000      0.000
1.000       1.000       34.07       0.000       0.000     DI1_164_167_L_0
  22 D   7.173     -3.8750E-05   67.96       35.86       67.96       38.04           UL-RL  5.6281E+04   -4.200      0.000
1.000       1.000       35.86       0.000       0.000     DI1_164_167_L_0
  23 D   7.530     -3.6363E-05   71.21       37.65       71.21       39.70           UL-RL  5.6281E+04   -4.400      0.000
1.000       1.000       37.65       0.000       0.000     DI1_164_167_L_0
  24 D   7.887     -3.4037E-05   74.46       39.43       74.46       41.35           UL-RL  5.6281E+04   -4.600      0.000
1.000       1.000       39.43       0.000       0.000     DI1_164_167_L_0
```

```
  25 D   8.241     -3.1770E-05   77.72       41.21       77.72       42.99          UL-RL  5.6281E+04  -4.800       0.000
1.000       1.000       41.21       0.000       0.000     DI1_164_167_L_0
  26 D   8.133     -2.9561E-05   80.97       40.67       80.97       44.64          UL-RL  1.3434E+05  -5.000       0.000
1.000       1.000       40.67       0.000       0.000     DI2_165_168_L_0
  27 D   8.519     -2.7410E-05   84.23       42.59       84.23       46.28          UL-RL  1.3434E+05  -5.200       0.000
1.000       1.000       42.59       0.000       0.000     DI2_165_168_L_0
  28 D   8.902     -2.5312E-05   87.48       44.51       87.48       47.91          UL-RL  1.3434E+05  -5.400       0.000
1.000       1.000       44.51       0.000       0.000     DI2_165_168_L_0
  29 D   9.283     -2.3266E-05   90.74       46.42       90.74       49.54          UL-RL  1.3434E+05  -5.600       0.000
1.000       1.000       46.42       0.000       0.000     DI2_165_168_L_0
  30 D   9.662     -2.1265E-05   94.00       48.31       94.00       51.17          UL-RL  1.3434E+05  -5.800       0.000
1.000       1.000       48.31       0.000       0.000     DI2_165_168_L_0
  31 D   10.04     -1.9304E-05   97.26       50.20       97.26       52.79          UL-RL  1.3434E+05  -6.000       0.000
1.000       1.000       50.20       0.000       0.000     DI2_165_168_L_0
  32 D   10.42     -1.7378E-05   100.5       52.08       100.5       54.41          UL-RL  1.3434E+05  -6.200       0.000
1.000       1.000       52.08       0.000       0.000     DI2_165_168_L_0
  33 D   10.79     -1.5478E-05   103.8       53.95       103.8       56.03          UL-RL  1.3434E+05  -6.400       0.000
1.000       1.000       53.95       0.000       0.000     DI2_165_168_L_0
  34 D   11.16     -1.3601E-05   107.0       55.82       107.0       57.65          UL-RL  1.3434E+05  -6.600       0.000
1.000       1.000       55.82       0.000       0.000     DI2_165_168_L_0
  35 D   11.54     -1.1738E-05   110.3       57.68       110.3       59.26          UL-RL  1.3434E+05  -6.800       0.000
1.000       1.000       57.68       0.000       0.000     DI2_165_168_L_0
  36 D   11.91     -9.8852E-06   113.6       59.54       113.6       60.87          UL-RL  1.3434E+05  -7.000       0.000
1.000       1.000       59.54       0.000       0.000     DI2_165_168_L_0
  37 D   12.28     -8.0380E-06   116.8       61.39       116.8       62.47          UL-RL  1.3434E+05  -7.200       0.000
1.000       1.000       61.39       0.000       0.000     DI2_165_168_L_0
  38 D   9.487     -6.1930E-06   120.1       63.25       120.1       64.08          UL-RL  1.3434E+05  -7.400       0.000
1.000       1.000       63.25       0.000       0.000     DI2_165_168_L_0
  39 D   3.209     -5.2707E-06   121.7       64.17       121.7       64.88          UL-RL  1.3434E+05  -7.500       0.000
1.000       1.000       64.17       0.000       0.000     DI2_165_168_L_0
```

```
+-------------------------------------------------------------------------------------------------------------------------------+
|                   PARATIEPLUS(TM)   NLS ENGINE RELEASE  2018.0    FULL VERSION  *Build date:Nov 13, 2017*                    |
|                                                                                                                               |
|                                     NewProject.BaseDesignSection_28.A2M2R1_1213                                               |
|                                  Exe Time : 4 September 2018 18:01:32                                                         |
+-------------------------------------------------------------------------------------------------------------------------------+
New Project


S T R E S S   R E S U L T S   F O R   G R O U P   N O.   2

0_R                                                          :
ELEMENT TYPE    5 NO.OF ELEMENTS. IN THIS GROUP   39
C U R R E N T   T I M E   I S     2.0000

 HARDENING 2D SOIL ELEMENT

 ****** TOTAL STRESS FORMULATION *****

  EL *   FORCE     DISPL-Y  VERTICAL-P  HORIZON.-P     MAX-V-P     MAX-H-P           STATE   STIFFNESS Z-LEVEL      PORE
E FACTOR    UFACTOR       Peq           Su_a         Su_p     LAYER
 ------------------------------------------------------------------------------------------------------------------------------
-------------------------------------------------------------------------------------------
   1     0.000         --          --          --          --          --          REMOVED     --        0.000       0.000
1.000       1.000       0.000       0.000       0.000     not available
   2     0.000         --          --          --          --          --          REMOVED     --       -0.2000      0.000
1.000       1.000       0.000       0.000       0.000     not available
   3     0.000         --          --          --          --          --          REMOVED     --       -0.4000      0.000
1.000       1.000       0.000       0.000       0.000     not available
   4     0.000         --          --          --          --          --          REMOVED     --       -0.6000      0.000
1.000       1.000       0.000       0.000       0.000     not available
   5     0.000         --          --          --          --          --          REMOVED     --       -0.8000      0.000
1.000       1.000       0.000       0.000       0.000     not available
   6 D   0.000      8.6245E-05   0.000       0.000       16.00       10.97         PASSIVE   0.000      -1.000       0.000
1.000       1.000       0.000       0.000       0.000     DI1_164_167_L_0
   7 D   2.038      8.2834E-05   3.200       10.19       19.20       12.70         PASSIVE   0.000      -1.200       0.000
1.000       1.000       10.19       0.000       0.000     DI1_164_167_L_0
   8 D   2.573      7.9452E-05   6.400       12.86       22.40       14.42           UL-RL  4.6055E+04  -1.400       0.000
1.000       1.000       12.86       0.000       0.000     DI1_164_167_L_0
   9 D   2.936      7.6112E-05   9.600       14.68       25.60       16.14           UL-RL  4.6055E+04  -1.600       0.000
1.000       1.000       14.68       0.000       0.000     DI1_164_167_L_0
  10 D   3.281      7.2822E-05   12.80       16.40       28.80       17.85           UL-RL  4.6055E+04  -1.800       0.000
1.000       1.000       16.40       0.000       0.000     DI1_164_167_L_0
  11 D   3.615      6.9592E-05   16.00       18.08       32.00       19.56           UL-RL  4.6055E+04  -2.000       0.000
1.000       1.000       18.08       0.000       0.000     DI1_164_167_L_0
  12 D   3.944      6.6426E-05   19.20       19.72       35.20       21.26           UL-RL  4.6055E+04  -2.200       0.000
1.000       1.000       19.72       0.000       0.000     DI1_164_167_L_0
  13 D   4.268      6.3329E-05   22.40       21.34       38.40       22.96           UL-RL  4.6055E+04  -2.400       0.000
1.000       1.000       21.34       0.000       0.000     DI1_164_167_L_0
  14 D   4.590      6.0305E-05   25.60       22.95       41.60       24.66           UL-RL  4.6055E+04  -2.600       0.000
1.000       1.000       22.95       0.000       0.000     DI1_164_167_L_0
  15 D   4.909      5.7356E-05   28.80       24.55       44.80       26.34           UL-RL  4.6055E+04  -2.800       0.000
1.000       1.000       24.55       0.000       0.000     DI1_164_167_L_0
  16 D   5.227      5.4481E-05   32.00       26.13       48.00       28.03           UL-RL  4.6055E+04  -3.000       0.000
1.000       1.000       26.13       0.000       0.000     DI1_164_167_L_0
  17 D   5.543      5.1681E-05   35.20       27.72       51.20       29.71           UL-RL  4.6055E+04  -3.200       0.000
1.000       1.000       27.72       0.000       0.000     DI1_164_167_L_0
  18 D   5.859      4.8955E-05   38.40       29.29       54.40       31.39           UL-RL  4.6055E+04  -3.400       0.000
1.000       1.000       29.29       0.000       0.000     DI1_164_167_L_0
  19 D   6.173      4.6301E-05   41.60       30.87       57.60       33.06           UL-RL  4.6055E+04  -3.600       0.000
1.000       1.000       30.87       0.000       0.000     DI1_164_167_L_0
  20 D   6.487      4.3717E-05   44.80       32.43       60.80       34.72           UL-RL  4.6055E+04  -3.800       0.000
1.000       1.000       32.43       0.000       0.000     DI1_164_167_L_0
  21 D   6.799      4.1201E-05   48.00       34.00       64.00       36.39           UL-RL  4.6055E+04  -4.000       0.000
1.000       1.000       34.00       0.000       0.000     DI1_164_167_L_0
  22 D   7.112      3.8750E-05   51.20       35.56       67.20       38.04           UL-RL  4.6055E+04  -4.200       0.000
1.000       1.000       35.56       0.000       0.000     DI1_164_167_L_0
  23 D   7.423      3.6363E-05   54.40       37.12       70.40       39.70           UL-RL  4.6055E+04  -4.400       0.000
1.000       1.000       37.12       0.000       0.000     DI1_164_167_L_0
  24 D   7.734      3.4037E-05   57.60       38.67       73.60       41.35           UL-RL  4.6055E+04  -4.600       0.000
1.000       1.000       38.67       0.000       0.000     DI1_164_167_L_0
```

25 D	8.045	3.1770E-05	60.80	40.22	76.80	42.99	UL-RL	4.6055E+04	-4.800	0.000	
1.000	1.000	40.22	0.000	0.000	DI1_164_167_L_0						
26 D	8.669	2.9561E-05	64.00	43.34	80.00	44.64	UL-RL	9.9130E+04	-5.000	0.000	
1.000	1.000	43.34	0.000	0.000	DI2_165_168_L_0						
27 D	8.956	2.7410E-05	67.20	44.78	83.20	46.28	UL-RL	9.9130E+04	-5.200	0.000	
1.000	1.000	44.78	0.000	0.000	DI2_165_168_L_0						
28 D	9.243	2.5312E-05	70.40	46.21	86.40	47.91	UL-RL	9.9130E+04	-5.400	0.000	
1.000	1.000	46.21	0.000	0.000	DI2_165_168_L_0						
29 D	9.530	2.3266E-05	73.60	47.65	89.60	49.54	UL-RL	9.9130E+04	-5.600	0.000	
1.000	1.000	47.65	0.000	0.000	DI2_165_168_L_0						
30 D	9.817	2.1265E-05	76.80	49.09	92.80	51.17	UL-RL	9.9130E+04	-5.800	0.000	
1.000	1.000	49.09	0.000	0.000	DI2_165_168_L_0						
31 D	10.10	1.9304E-05	80.00	50.52	96.00	52.79	UL-RL	9.9130E+04	-6.000	0.000	
1.000	1.000	50.52	0.000	0.000	DI2_165_168_L_0						
32 D	10.39	1.7378E-05	83.20	51.96	99.20	54.41	UL-RL	9.9130E+04	-6.200	0.000	
1.000	1.000	51.96	0.000	0.000	DI2_165_168_L_0						
33 D	10.68	1.5478E-05	86.40	53.40	102.4	56.03	UL-RL	9.9130E+04	-6.400	0.000	
1.000	1.000	53.40	0.000	0.000	DI2_165_168_L_0						
34 D	10.97	1.3601E-05	89.60	54.83	105.6	57.65	UL-RL	9.9130E+04	-6.600	0.000	
1.000	1.000	54.83	0.000	0.000	DI2_165_168_L_0						
35 D	11.25	1.1738E-05	92.80	56.26	108.8	59.26	UL-RL	9.9130E+04	-6.800	0.000	
1.000	1.000	56.26	0.000	0.000	DI2_165_168_L_0						
36 D	11.54	9.8852E-06	96.00	57.69	112.0	60.87	UL-RL	9.9130E+04	-7.000	0.000	
1.000	1.000	57.69	0.000	0.000	DI2_165_168_L_0						
37 D	11.82	8.0380E-06	99.20	59.12	115.2	62.47	UL-RL	9.9130E+04	-7.200	0.000	
1.000	1.000	59.12	0.000	0.000	DI2_165_168_L_0						
38 D	9.082	6.1930E-06	102.4	60.55	118.4	64.08	UL-RL	9.9130E+04	-7.400	0.000	
1.000	1.000	60.55	0.000	0.000	DI2_165_168_L_0						
39 D	3.063	5.2707E-06	104.0	61.26	120.0	64.88	UL-RL	9.9130E+04	-7.500	0.000	
1.000	1.000	61.26	0.000	0.000	DI2_165_168_L_0						

```
+-----------------------------------------------------------------------------------------------------------------------+
|                  PARATIEPLUS(TM)   NLS ENGINE RELEASE  2018.0    FULL VERSION  *Build date:Nov 13, 2017*              |
|                                                                                                                       |
|                                     NewProject.BaseDesignSection_28.A2M2R1_1213                                       |
|                                 Exe Time : 4 September 2018 18:01:32                                                  |
+-----------------------------------------------------------------------------------------------------------------------+
New Project


S T R E S S   R E S U L T S   F O R   G R O U P   N O.   3

WallElement_33                                                  :
ELEMENT TYPE    2 NO.OF ELEMENTS. IN THIS GROUP   38
C U R R E N T   T I M E   I S     2.0000

 WALL2D ELEMENT

   EL      TA          TB          MA          MB
-----------------------------------------------------
    1 2.57516E-03-2.57516E-03-5.29354E-13 5.15032E-04
    2 0.27065    -0.27065    -5.15032E-04 5.46455E-02
    3 0.80181    -0.80181    -5.46455E-02 0.21501
    4  1.5962     -1.5962    -0.21501     0.53424
    5  2.6540     -2.6540    -0.53424      1.0650
    6  3.9753     -3.9753     -1.0650      1.8601
    7  3.5435     -3.5435     -1.8601      2.5688
    8  2.9601     -2.9601     -2.5688      3.1608
    9  2.3946     -2.3946     -3.1608      3.6397
   10  1.8641     -1.8641     -3.6397      4.0126
   11  1.3771     -1.3771     -4.0126      4.2880
   12 0.93782    -0.93782     -4.2880      4.4755
   13 0.54880    -0.54880     -4.4755      4.5853
   14 0.21115    -0.21115     -4.5853      4.6275
   15-7.47507E-02 7.47507E-02 -4.6275      4.6126
   16-0.30900     0.30900     -4.6126      4.5508
   17-0.49205     0.49205     -4.5508      4.4524
   18-0.62452     0.62452     -4.4524      4.3275
   19-0.70722     0.70722     -4.3275      4.1860
   20-0.74102     0.74102     -4.1860      4.0378
   21-0.72685     0.72685     -4.0378      3.8924
   22-0.66566     0.66566     -3.8924      3.7593
   23-0.55841     0.55841     -3.7593      3.6476
   24-0.40609     0.40609     -3.6476      3.5664
   25-0.20967     0.20967     -3.5664      3.5245
   26-0.74543     0.74543     -3.5245      3.3754
   27 -1.1826      1.1826     -3.3754      3.1389
   28 -1.5236      1.5236     -3.1389      2.8341
   29 -1.7707      1.7707     -2.8341      2.4800
   30 -1.9258      1.9258     -2.4800      2.0949
   31 -1.9907      1.9907     -2.0949      1.6967
   32 -1.9670      1.9670     -1.6967      1.3033
   33 -1.8558      1.8558     -1.3033     0.93215
   34 -1.6580      1.6580    -0.93215     0.60054
   35 -1.3743      1.3743    -0.60054     0.32568
   36 -1.0051      1.0051    -0.32568     0.12467
   37-0.55051     0.55051    -0.12467     1.45629E-02
   38-0.14562     0.14562    -1.45629E-02 1.57208E-13
```

```
+-------------------------------------------------------------------------------------------------------------------------+
|                   PARATIEPLUS(TM)   NLS ENGINE RELEASE  2018.0    FULL VERSION  *Build date:Nov 13, 2017*              |
|                                                                                                                         |
|                                     NewProject.BaseDesignSection_28.A2M2R1_1213                                         |
|                                  Exe Time : 4 September 2018 18:01:32                                                   |
+-------------------------------------------------------------------------------------------------------------------------+
New Project


S T R E S S   R E S U L T S   F O R   G R O U P   N O.   4

Tieback_175                                                :
ELEMENT TYPE    6 NO.OF ELEMENTS. IN THIS GROUP    1
C U R R E N T   T I M E   I S      2.0000

 POST-TENSION 2D-BOUNDARY ELEMENT

         EL    FORCE          d0          EDISPL     pl. eps          K     -ve limit   +ve limit
-----------------------------------------------------------------------------------------------------

***** NO ONE ELEMENT ACTIVE AT CURRENT STEP *****

ITER     0 RNORM = 0.000     RMNORM= 0.000
           RINORM=0.1843E+05 RIMNOR= 719.1
           RENORM=0.1439E+05 REMNOR=0.8712E-22 RATIO =0.8836     TOLER =0.1000E-03  NOT CONVERGED
           RFMAX = 119.9     RMMAX = 4.628
           RTSMAL=0.1000E-02 RMSMAL=0.1000E-04
           RDT   =0.1843E+05 RDR   = 719.1
           RATIOT=0.8836     RATIOR= 0.000
           MAX UN=0.7199E-10 IEQ=    11 NODE      6 DOF   1  Y-DISPL.F
           MIN UN=-119.9     IEQ=     1 NODE      1 DOF   1  Y-DISPL.F
           NO. OF CONTACT CONSTRAINT VIOLATIONS     0


ITER     2 RNORM = 0.000     RMNORM= 0.000
           RINORM=0.1843E+05 RIMNOR= 719.1
           RENORM= 294.5     REMNOR=0.1355E-19 RATIO =0.1264     TOLER =0.1000E-03  NOT CONVERGED
           RFMAX = 119.9     RMMAX = 4.628
           RTSMAL=0.1000E-02 RMSMAL=0.1000E-04
           RDT   =0.1843E+05 RDR   = 719.1
           RATIOT=0.1264     RATIOR= 0.000
           MAX UN=0.6859     IEQ=    73 NODE     37 DOF   1  Y-DISPL.F
           MIN UN=-8.149     IEQ=     3 NODE      2 DOF   1  Y-DISPL.F
           NO. OF CONTACT CONSTRAINT VIOLATIONS     0


ITER     3 RNORM = 0.000     RMNORM= 0.000
           RINORM=0.1843E+05 RIMNOR= 719.1
           RENORM= 59.66     REMNOR=0.4773E-19 RATIO =0.5690E-01 TOLER =0.1000E-03  NOT CONVERGED
           RFMAX = 119.9     RMMAX = 4.628
           RTSMAL=0.1000E-02 RMSMAL=0.1000E-04
           RDT   =0.1843E+05 RDR   = 719.1
           RATIOT=0.5690E-01 RATIOR= 0.000
           MAX UN= 2.948     IEQ=    73 NODE     37 DOF   1  Y-DISPL.F
           MIN UN=-4.127     IEQ=     7 NODE      4 DOF   1  Y-DISPL.F
           NO. OF CONTACT CONSTRAINT VIOLATIONS     0


ITER     4 RNORM = 0.000     RMNORM= 0.000
           RINORM=0.1843E+05 RIMNOR= 719.1
           RENORM= 2.080     REMNOR=0.1963E-19 RATIO =0.1062E-01 TOLER =0.1000E-03  NOT CONVERGED
           RFMAX = 119.9     RMMAX = 4.628
           RTSMAL=0.1000E-02 RMSMAL=0.1000E-04
           RDT   =0.1843E+05 RDR   = 719.1
           RATIOT=0.1062E-01 RATIOR= 0.000
           MAX UN= 1.344     IEQ=    63 NODE     32 DOF   1  Y-DISPL.F
           MIN UN=-.3202     IEQ=    41 NODE     21 DOF   1  Y-DISPL.F
           NO. OF CONTACT CONSTRAINT VIOLATIONS     0


ITER     5 RNORM = 0.000     RMNORM= 0.000
```

```
  RINORM=0.1843E+05 RIMNOR= 719.1
  RENORM=0.1442E-02 REMNOR=0.1208E-19 RATIO =0.2797E-03 TOLER =0.1000E-03  NOT CONVERGED
  RFMAX = 119.9     RMMAX = 4.628
  RTSMAL=0.1000E-02 RMSMAL=0.1000E-04
  RDT   =0.1843E+05 RDR   = 719.1
  RATIOT=0.2797E-03 RATIOR= 0.000
  MAX UN=0.8442E-09 IEQ=    75 NODE     38 DOF   1  Y-DISPL.F
  MIN UN=-.3138E-01 IEQ=    51 NODE     26 DOF   1  Y-DISPL.F
  NO. OF CONTACT CONSTRAINT VIOLATIONS     0


ITER      6 RNORM = 0.000     RMNORM= 0.000
  RINORM=0.1843E+05 RIMNOR= 719.1
  RENORM=0.1178E-03 REMNOR=0.2193E-19 RATIO =0.7994E-04 TOLER =0.1000E-03      CONVERGED !
  RFMAX = 119.9     RMMAX = 4.628
  RTSMAL=0.1000E-02 RMSMAL=0.1000E-04
  RDT   =0.1843E+05 RDR   = 719.1
  RATIOT=0.7994E-04 RATIOR= 0.000
  MAX UN=0.4431E-02 IEQ=    61 NODE     31 DOF   1  Y-DISPL.F
  MIN UN=-.2189E-02 IEQ=    37 NODE     19 DOF   1  Y-DISPL.F
  NO. OF CONTACT CONSTRAINT VIOLATIONS     0
```

```
+-------------------------------------------------------------------------------------------------------------------------+
|                   PARATIEPLUS(TM)   NLS ENGINE RELEASE  2018.0    FULL VERSION  *Build date:Nov 13, 2017*               |
|                                                                                                                         |
|                                      NewProject.BaseDesignSection_28.A2M2R1_1213                                        |
|                                   Exe Time : 4 September 2018 18:01:32                                                  |
+-------------------------------------------------------------------------------------------------------------------------+
New Project
SOLUTION REACHED USING     6 ITERATIONS ON   40

P R I N T   O U T   F O R   T I M E   S T E P    3     ( AT TIME   3.000     )

PRINT OUT OF ACTIVE COMPONENTS (FIXED NODES ARE NOT PRINTED OUT)

          Y-DISPL.F        X-ROT. F
            (02)             (04)           (
    1  -1.9443533E-03   5.0124282E-04
    2  -1.8441696E-03   5.0026966E-04
    3  -1.7443738E-03   4.9737095E-04
    4  -1.6453455E-03   4.9260872E-04
    5  -1.5474477E-03   4.8608578E-04
    6  -1.4510189E-03   4.7794584E-04
    7  -1.3563649E-03   4.6837209E-04
    8  -1.2637526E-03   4.5756160E-04
    9  -1.1734103E-03   4.4570158E-04
   10  -1.0855300E-03   4.3297013E-04
   11  -1.0002690E-03   4.1953652E-04
   12  -9.1775151E-04   4.0556141E-04
   13  -8.3807040E-04   3.9119720E-04
   14  -7.6128895E-04   3.7658827E-04
   15  -6.8744229E-04   3.6187136E-04
   16  -6.1653897E-04   3.4717585E-04
   17  -5.4856204E-04   3.3262398E-04
   18  -4.8347174E-04   3.1833154E-04
   19  -4.2120485E-04   3.0440767E-04
   20  -3.6167722E-04   2.9095553E-04
   21  -3.0478498E-04   2.7807252E-04
   22  -2.5040445E-04   2.6585027E-04
   23  -1.9839518E-04   2.5437327E-04
   24  -1.4860060E-04   2.4371445E-04
   25  -1.0085090E-04   2.3393323E-04
   26  -5.4965700E-05   2.2507610E-04
   27  -1.0756199E-05   2.1718613E-04
   28   3.1975143E-05   2.1029537E-04
   29   7.3428836E-05   2.0440792E-04
   30   1.1380358E-04   1.9949951E-04
   31   1.5329050E-04   1.9551899E-04
   32   1.9206803E-04   1.9239417E-04
   33   2.3029936E-04   1.9004008E-04
   34   2.6812917E-04   1.8836266E-04
   35   3.0568266E-04   1.8725883E-04
   36   3.4306348E-04   1.8661662E-04
   37   3.8035184E-04   1.8631515E-04
   38   4.1760343E-04   1.8622474E-04
   39   4.3622615E-04   1.8622014E-04
```

```
+-------------------------------------------------------------------------------------------------------------------------------+
|                   PARATIEPLUS(TM)   NLS ENGINE RELEASE  2018.0    FULL VERSION  *Build date:Nov 13, 2017*                    |
|                                                                                                                               |
|                                    NewProject.BaseDesignSection_28.A2M2R1_1213                                                |
|                                  Exe Time : 4 September 2018 18:01:32                                                         |
+-------------------------------------------------------------------------------------------------------------------------------+
New Project


S T R E S S   R E S U L T S   F O R   G R O U P   N O.   1

0_L                                                          :
ELEMENT TYPE    5 NO.OF ELEMENTS. IN THIS GROUP   39
C U R R E N T   T I M E   I S      3.0000

 HARDENING 2D SOIL ELEMENT

 ****** TOTAL STRESS FORMULATION *****

  EL *   FORCE     DISPL-Y  VERTICAL-P  HORIZON.-P     MAX-V-P     MAX-H-P           STATE   STIFFNESS Z-LEVEL      PORE
E FACTOR    UFACTOR       Peq           Su_a         Su_p     LAYER
 ------------------------------------------------------------------------------------------------------------------------------
-------------------------------------------------------------------------------------------
   1 D  2.4618E-02  1.9444E-03  6.2962E-02  0.2462      6.2962E-02   2.268         PASSIVE   0.000       0.000       0.000
1.000       1.000      0.2462       0.000       0.000     DI1_164_167_L_0
   2 D   2.563      1.8442E-03   3.277       12.81       3.277       12.81         PASSIVE   0.000     -0.2000       0.000
1.000       1.000       12.81       0.000       0.000     DI1_164_167_L_0
   3 D   5.078      1.7444E-03   6.493       25.39       6.493       25.39         PASSIVE   0.000     -0.4000       0.000
1.000       1.000       25.39       0.000       0.000     DI1_164_167_L_0
   4 D   7.594      1.6453E-03   9.711       37.97       9.711       37.97         PASSIVE   0.000     -0.6000       0.000
1.000       1.000       37.97       0.000       0.000     DI1_164_167_L_0
   5 D   10.11      1.5474E-03   12.93       50.56       12.93       50.56         PASSIVE   0.000     -0.8000       0.000
1.000       1.000       50.56       0.000       0.000     DI1_164_167_L_0
   6 D   12.46      1.4510E-03   16.15       62.32       16.15       62.32            V-C  3.5176E+04  -1.000       0.000
1.000       1.000       62.32       0.000       0.000     DI1_164_167_L_0
   7 D   12.08      1.3564E-03   19.38       60.41       19.38       60.41            V-C  3.5176E+04  -1.200       0.000
1.000       1.000       60.41       0.000       0.000     DI1_164_167_L_0
   8 D   11.77      1.2638E-03   22.60       58.87       22.60       58.87            V-C  3.5176E+04  -1.400       0.000
1.000       1.000       58.87       0.000       0.000     DI1_164_167_L_0
   9 D   11.48      1.1734E-03   25.83       57.41       25.83       57.41            V-C  3.5176E+04  -1.600       0.000
1.000       1.000       57.41       0.000       0.000     DI1_164_167_L_0
  10 D   11.21      1.0855E-03   29.06       56.03       29.06       56.03            V-C  3.5176E+04  -1.800       0.000
1.000       1.000       56.03       0.000       0.000     DI1_164_167_L_0
  11 D   10.95      1.0003E-03   32.29       54.74       32.29       54.74            V-C  3.5176E+04  -2.000       0.000
1.000       1.000       54.74       0.000       0.000     DI1_164_167_L_0
  12 D   10.71      9.1775E-04   35.53       53.54       35.53       53.54            V-C  3.5176E+04  -2.200       0.000
1.000       1.000       53.54       0.000       0.000     DI1_164_167_L_0
  13 D   10.49      8.3807E-04   38.76       52.44       38.76       52.44            V-C  3.5176E+04  -2.400       0.000
1.000       1.000       52.44       0.000       0.000     DI1_164_167_L_0
  14 D   10.29      7.6129E-04   42.00       51.43       42.00       51.43            V-C  3.5176E+04  -2.600       0.000
1.000       1.000       51.43       0.000       0.000     DI1_164_167_L_0
  15 D   10.11      6.8744E-04   45.24       50.53       45.24       50.53            V-C  3.5176E+04  -2.800       0.000
1.000       1.000       50.53       0.000       0.000     DI1_164_167_L_0
  16 D   9.943      6.1654E-04   48.48       49.72       48.48       49.72            V-C  3.5176E+04  -3.000       0.000
1.000       1.000       49.72       0.000       0.000     DI1_164_167_L_0
  17 D   9.801      5.4856E-04   51.72       49.01       51.72       49.01            V-C  3.5176E+04  -3.200       0.000
1.000       1.000       49.01       0.000       0.000     DI1_164_167_L_0
  18 D   9.678      4.8347E-04   54.97       48.39       54.97       48.39            V-C  3.5176E+04  -3.400       0.000
1.000       1.000       48.39       0.000       0.000     DI1_164_167_L_0
  19 D   9.575      4.2120E-04   58.21       47.87       58.21       47.87            V-C  3.5176E+04  -3.600       0.000
1.000       1.000       47.87       0.000       0.000     DI1_164_167_L_0
  20 D   9.488      3.6168E-04   61.46       47.44       61.46       47.46          UL-RL  5.6281E+04  -3.800       0.000
1.000       1.000       47.44       0.000       0.000     DI1_164_167_L_0
  21 D   9.419      3.0478E-04   64.71       47.09       64.71       47.13          UL-RL  5.6281E+04  -4.000       0.000
1.000       1.000       47.09       0.000       0.000     DI1_164_167_L_0
  22 D   9.366      2.5040E-04   67.96       46.83       67.96       46.89          UL-RL  5.6281E+04  -4.200       0.000
1.000       1.000       46.83       0.000       0.000     DI1_164_167_L_0
  23 D   9.329      1.9840E-04   71.21       46.64       71.21       46.73          UL-RL  5.6281E+04  -4.400       0.000
1.000       1.000       46.64       0.000       0.000     DI1_164_167_L_0
  24 D   9.307      1.4860E-04   74.46       46.53       74.46       46.65          UL-RL  5.6281E+04  -4.600       0.000
1.000       1.000       46.53       0.000       0.000     DI1_164_167_L_0
```

25 D	9.298	1.0085E-04	77.72	46.49	77.72	46.63	UL-RL	5.6281E+04	-4.800	0.000	1.000	1.000
46.49	0.000	0.000	DI1_164_167_L_0									
26 D	9.821	5.4966E-05	80.97	49.10	80.97	49.50	UL-RL	1.3434E+05	-5.000	0.000	1.000	1.000
49.10	0.000	0.000	DI2_165_168_L_0									
27 D	9.332	1.0756E-05	84.23	46.66	84.23	48.04	UL-RL	1.3434E+05	-5.200	0.000	1.000	1.000
46.66	0.000	0.000	DI2_165_168_L_0									
28 D	8.723	-3.1975E-05	87.48	43.61	87.48	47.91	UL-RL	1.3434E+05	-5.400	0.000	1.000	1.000
43.61	0.000	0.000	DI2_165_168_L_0									
29 D	7.935	-7.3429E-05	90.74	39.68	90.74	49.54	UL-RL	1.3434E+05	-5.600	0.000	1.000	1.000
39.68	0.000	0.000	DI2_165_168_L_0									
30 D	7.176	-1.1380E-04	94.00	35.88	94.00	51.17	UL-RL	1.3434E+05	-5.800	0.000	1.000	1.000
35.88	0.000	0.000	DI2_165_168_L_0									
31 D	6.987	-1.5329E-04	97.26	34.93	97.26	52.79	UL-RL	1.3434E+05	-6.000	0.000	1.000	1.000
34.93	0.000	0.000	DI2_165_168_L_0									
32 D	7.227	-1.9207E-04	100.5	36.13	100.5	54.41	UL-RL	1.3434E+05	-6.200	0.000	1.000	1.000
36.13	0.000	0.000	DI2_165_168_L_0									
33 D	7.467	-2.3030E-04	103.8	37.34	103.8	56.03	UL-RL	1.3434E+05	-6.400	0.000	1.000	1.000
37.34	0.000	0.000	DI2_165_168_L_0									
34 D	7.708	-2.6813E-04	107.0	38.54	107.0	57.65	UL-RL	1.3434E+05	-6.600	0.000	1.000	1.000
38.54	0.000	0.000	DI2_165_168_L_0									
35 D	7.948	-3.0568E-04	110.3	39.74	110.3	59.26	UL-RL	1.3434E+05	-6.800	0.000	1.000	1.000
39.74	0.000	0.000	DI2_165_168_L_0									
36 D	8.189	-3.4306E-04	113.6	40.94	113.6	60.87	UL-RL	1.3434E+05	-7.000	0.000	1.000	1.000
40.94	0.000	0.000	DI2_165_168_L_0									
37 D	8.429	-3.8035E-04	116.8	42.15	116.8	62.47	UL-RL	1.3434E+05	-7.200	0.000	1.000	1.000
42.15	0.000	0.000	DI2_165_168_L_0									
38 D	6.502	-4.1760E-04	120.1	43.35	120.1	64.08	UL-RL	1.3434E+05	-7.400	0.000	1.000	1.000
43.35	0.000	0.000	DI2_165_168_L_0									
39 D	2.197	-4.3623E-04	121.7	43.95	121.7	64.88	UL-RL	1.3434E+05	-7.500	0.000	1.000	1.000
43.95	0.000	0.000	DI2_165_168_L_0									

```
+-------------------------------------------------------------------------------------------------------------------------------+
|                   PARATIEPLUS(TM)   NLS ENGINE RELEASE  2018.0    FULL VERSION  *Build date:Nov 13, 2017*                    |
|                                                                                                                               |
|                                    NewProject.BaseDesignSection_28.A2M2R1_1213                                                |
|                                  Exe Time : 4 September 2018 18:01:32                                                         |
+-------------------------------------------------------------------------------------------------------------------------------+
New Project


S T R E S S   R E S U L T S   F O R   G R O U P   N O.   2

0_R                                                              :
ELEMENT TYPE    5 NO.OF ELEMENTS. IN THIS GROUP   39
C U R R E N T   T I M E   I S      3.0000

 HARDENING 2D SOIL ELEMENT

 ****** TOTAL STRESS FORMULATION *****

  EL *   FORCE     DISPL-Y  VERTICAL-P  HORIZON.-P     MAX-V-P     MAX-H-P           STATE   STIFFNESS Z-LEVEL      PORE
E FACTOR    UFACTOR       Peq           Su_a         Su_p     LAYER
 ------------------------------------------------------------------------------------------------------------------------------
-------------------------------------------------------------------------------------------
   1     0.000         --          --          --          --          --          REMOVED     --        0.000       0.000
1.000       1.000       0.000       0.000       0.000     not available
   2     0.000         --          --          --          --          --          REMOVED     --      -0.2000       0.000
1.000       1.000       0.000       0.000       0.000     not available
   3     0.000         --          --          --          --          --          REMOVED     --      -0.4000       0.000
1.000       1.000       0.000       0.000       0.000     not available
   4     0.000         --          --          --          --          --          REMOVED     --      -0.6000       0.000
1.000       1.000       0.000       0.000       0.000     not available
   5     0.000         --          --          --          --          --          REMOVED     --      -0.8000       0.000
1.000       1.000       0.000       0.000       0.000     not available
   6 D   0.000     -1.4510E-03   0.000       0.000       16.00       10.97         ACTIVE   0.000      -1.000       0.000
1.000       1.000       0.000       0.000       0.000     DI1_164_167_L_0
   7 D  0.2618     -1.3564E-03   3.200       1.309       19.20       12.70         ACTIVE   0.000      -1.200       0.000
1.000       1.000       1.309       0.000       0.000     DI1_164_167_L_0
   8 D  0.5235     -1.2638E-03   6.400       2.618       22.40       14.42         ACTIVE   0.000      -1.400       0.000
1.000       1.000       2.618       0.000       0.000     DI1_164_167_L_0
   9 D  0.7853     -1.1734E-03   9.600       3.926       25.60       16.14         ACTIVE   0.000      -1.600       0.000
1.000       1.000       3.926       0.000       0.000     DI1_164_167_L_0
  10 D   1.047     -1.0855E-03   12.80       5.235       28.80       17.85         ACTIVE   0.000      -1.800       0.000
1.000       1.000       5.235       0.000       0.000     DI1_164_167_L_0
  11 D   1.309     -1.0003E-03   16.00       6.544       32.00       19.56         ACTIVE   0.000      -2.000       0.000
1.000       1.000       6.544       0.000       0.000     DI1_164_167_L_0
  12 D   1.571     -9.1775E-04   19.20       7.853       35.20       21.26         ACTIVE   0.000      -2.200       0.000
1.000       1.000       7.853       0.000       0.000     DI1_164_167_L_0
  13 D   1.832     -8.3807E-04   22.40       9.162       38.40       22.96         ACTIVE   0.000      -2.400       0.000
1.000       1.000       9.162       0.000       0.000     DI1_164_167_L_0
  14 D   2.094     -7.6129E-04   25.60       10.47       41.60       24.66         ACTIVE   0.000      -2.600       0.000
1.000       1.000       10.47       0.000       0.000     DI1_164_167_L_0
  15 D   2.356     -6.8744E-04   28.80       11.78       44.80       26.34         ACTIVE   0.000      -2.800       0.000
1.000       1.000       11.78       0.000       0.000     DI1_164_167_L_0
  16 D   2.618     -6.1654E-04   32.00       13.09       48.00       28.03         ACTIVE   0.000      -3.000       0.000
1.000       1.000       13.09       0.000       0.000     DI1_164_167_L_0
  17 D   2.879     -5.4856E-04   35.20       14.40       51.20       29.71         ACTIVE   0.000      -3.200       0.000
1.000       1.000       14.40       0.000       0.000     DI1_164_167_L_0
  18 D   3.141     -4.8347E-04   38.40       15.71       54.40       31.39         ACTIVE   0.000      -3.400       0.000
1.000       1.000       15.71       0.000       0.000     DI1_164_167_L_0
  19 D   3.403     -4.2120E-04   41.60       17.01       57.60       33.06         ACTIVE   0.000      -3.600       0.000
1.000       1.000       17.01       0.000       0.000     DI1_164_167_L_0
  20 D   3.667     -3.6168E-04   44.80       18.34       60.80       34.72          UL-RL  4.6055E+04  -3.800       0.000
1.000       1.000       18.34       0.000       0.000     DI1_164_167_L_0
  21 D   3.933     -3.0478E-04   48.00       19.66       64.00       36.39          UL-RL  4.6055E+04  -4.000       0.000
1.000       1.000       19.66       0.000       0.000     DI1_164_167_L_0
  22 D   4.448     -2.5040E-04   51.20       22.24       67.20       38.04          UL-RL  4.6055E+04  -4.200       0.000
1.000       1.000       22.24       0.000       0.000     DI1_164_167_L_0
  23 D   5.261     -1.9840E-04   54.40       26.30       70.40       39.70          UL-RL  4.6055E+04  -4.400       0.000
1.000       1.000       26.30       0.000       0.000     DI1_164_167_L_0
  24 D   6.052     -1.4860E-04   57.60       30.26       73.60       41.35          UL-RL  4.6055E+04  -4.600       0.000
1.000       1.000       30.26       0.000       0.000     DI1_164_167_L_0
```

25 D	6.823	-1.0085E-04	60.80	34.12	76.80	42.99		UL-RL	4.6055E+04	-4.800	0.000	
1.000	1.000	34.12	0.000	0.000	DI1_164_167_L_0							
26 D	6.993	-5.4966E-05	64.00	34.97	80.00	44.64		UL-RL	9.9130E+04	-5.000	0.000	
1.000	1.000	34.97	0.000	0.000	DI2_165_168_L_0							
27 D	8.199	-1.0756E-05	67.20	41.00	83.20	46.28		UL-RL	9.9130E+04	-5.200	0.000	
1.000	1.000	41.00	0.000	0.000	DI2_165_168_L_0							
28 D	9.356	3.1975E-05	70.40	46.78	86.40	48.06		UL-RL	9.9130E+04	-5.400	0.000	
1.000	1.000	46.78	0.000	0.000	DI2_165_168_L_0							
29 D	10.29	7.3429E-05	73.60	51.46	89.60	51.48		UL-RL	9.9130E+04	-5.600	0.000	
1.000	1.000	51.46	0.000	0.000	DI2_165_168_L_0							
30 D	11.12	1.1380E-04	76.80	55.60	92.80	55.61		UL-RL	9.9130E+04	-5.800	0.000	
1.000	1.000	55.60	0.000	0.000	DI2_165_168_L_0							
31 D	11.93	1.5329E-04	80.00	59.67	96.00	59.68		UL-RL	9.9130E+04	-6.000	0.000	
1.000	1.000	59.67	0.000	0.000	DI2_165_168_L_0							
32 D	12.74	1.9207E-04	83.20	63.70	99.20	63.71		UL-RL	9.9130E+04	-6.200	0.000	
1.000	1.000	63.70	0.000	0.000	DI2_165_168_L_0							
33 D	13.54	2.3030E-04	86.40	67.69	102.4	67.70		UL-RL	9.9130E+04	-6.400	0.000	
1.000	1.000	67.69	0.000	0.000	DI2_165_168_L_0							
34 D	14.33	2.6813E-04	89.60	71.65	105.6	71.66		UL-RL	9.9130E+04	-6.600	0.000	
1.000	1.000	71.65	0.000	0.000	DI2_165_168_L_0							
35 D	15.12	3.0568E-04	92.80	75.59	108.8	75.60		UL-RL	9.9130E+04	-6.800	0.000	
1.000	1.000	75.59	0.000	0.000	DI2_165_168_L_0							
36 D	15.90	3.4306E-04	96.00	79.52	112.0	79.53		UL-RL	9.9130E+04	-7.000	0.000	
1.000	1.000	79.52	0.000	0.000	DI2_165_168_L_0							
37 D	16.69	3.8035E-04	99.20	83.44	115.2	83.45		UL-RL	9.9130E+04	-7.200	0.000	
1.000	1.000	83.44	0.000	0.000	DI2_165_168_L_0							
38 D	13.10	4.1760E-04	102.4	87.36	118.4	87.37		UL-RL	9.9130E+04	-7.400	0.000	
1.000	1.000	87.36	0.000	0.000	DI2_165_168_L_0							
39 D	4.466	4.3623E-04	104.0	89.31	120.0	89.32		UL-RL	9.9130E+04	-7.500	0.000	
1.000	1.000	89.31	0.000	0.000	DI2_165_168_L_0							

```
+-------------------------------------------------------------------------------------------------------------------------+
|                   PARATIEPLUS(TM)   NLS ENGINE RELEASE  2018.0    FULL VERSION  *Build date:Nov 13, 2017*              |
|                                                                                                                         |
|                                     NewProject.BaseDesignSection_28.A2M2R1_1213                                         |
|                                   Exe Time : 4 September 2018 18:01:32                                                  |
+-------------------------------------------------------------------------------------------------------------------------+
New Project


S T R E S S   R E S U L T S   F O R   G R O U P   N O.   3

WallElement_33                                                :
ELEMENT TYPE    2 NO.OF ELEMENTS. IN THIS GROUP   38
C U R R E N T   T I M E   I S     3.0000

 WALL2D ELEMENT

   EL      TA          TB          MA          MB
-------------------------------------------------------
    1 -119.92      119.92     1.92915E-12 -23.984
    2 -117.36      117.36      23.984     -47.455
    3 -112.28      112.28      47.455     -69.911
    4 -104.69      104.69      69.911     -90.848
    5 -94.573      94.573      90.848     -109.76
    6 -82.110      82.110      109.76     -126.18
    7 -70.290      70.290      126.18     -140.24
    8 -59.040      59.040      140.24     -152.05
    9 -48.343      48.343      152.05     -161.72
   10 -38.183      38.183      161.72     -169.36
   11 -28.543      28.543      169.36     -175.06
   12 -19.405      19.405      175.06     -178.95
   13 -10.749      10.749      178.95     -181.10
   14 -2.5568      2.5568      181.10     -181.61
   15  5.1926     -5.1926      181.61     -180.57
   16  12.518     -12.518      180.57     -178.06
   17  19.440     -19.440      178.06     -174.18
   18  25.978     -25.978      174.18     -168.98
   19  32.152     -32.152      168.98     -162.55
   20  37.973     -37.973      162.55     -154.96
   21  43.459     -43.459      154.96     -146.26
   22  48.376     -48.376      146.26     -136.59
   23  52.444     -52.444      136.59     -126.10
   24  55.699     -55.699      126.10     -114.96
   25  58.174     -58.174      114.96     -103.33
   26  61.001     -61.001      103.33     -91.126
   27  62.134     -62.134      91.126     -78.699
   28  61.501     -61.501      78.699     -66.399
   29  59.142     -59.142      66.399     -54.570
   30  55.198     -55.198      54.570     -43.531
   31  50.246     -50.246      43.531     -33.482
   32  44.729     -44.729      33.482     -24.536
   33  38.655     -38.655      24.536     -16.805
   34  32.028     -32.028      16.805     -10.399
   35  24.854     -24.854      10.399     -5.4284
   36  17.135     -17.135      5.4284     -2.0014
   37  8.8725     -8.8725      2.0014    -0.22690
   38  2.2689     -2.2689     0.22690     6.80078E-12
```

```
+-------------------------------------------------------------------------------------------------------------------------------+
|                   PARATIEPLUS(TM)   NLS ENGINE RELEASE  2018.0    FULL VERSION  *Build date:Nov 13, 2017*                    |
|                                                                                                                               |
|                                     NewProject.BaseDesignSection_28.A2M2R1_1213                                               |
|                                  Exe Time : 4 September 2018 18:01:32                                                         |
+-------------------------------------------------------------------------------------------------------------------------------+
New Project


S T R E S S   R E S U L T S   F O R   G R O U P   N O.   4

Tieback_175                                                    :
ELEMENT TYPE    6 NO.OF ELEMENTS. IN THIS GROUP    1
C U R R E N T   T I M E   I S      3.0000

 POST-TENSION 2D-BOUNDARY ELEMENT

         EL    FORCE          d0          EDISPL     pl. eps          K     -ve limit   +ve limit
-------------------------------------------------------------------------------------------------------
 ANCHOR    1   138.50     -1.77345E-03 -1.77345E-03   0.0000       0.0000       0.0000       0.0000     BORN NOW JUST
ACTIVATED

 ITER     0 RNORM = 0.000     RMNORM= 0.000
             RINORM=0.2667E+06 RIMNOR=0.1099E+07
             RENORM= 416.1     REMNOR=0.2193E-19 RATIO =0.3950E-01 TOLER =0.1000E-03  NOT CONVERGED
             RFMAX = 119.9     RMMAX = 181.6
             RTSMAL=0.1000E-02 RMSMAL=0.1000E-02
             RDT   =0.2667E+06 RDR   =0.1099E+07
             RATIOT=0.3950E-01 RATIOR= 0.000
             MAX UN= 6.052     IEQ=    47 NODE     24 DOF   1  Y-DISPL.F
             MIN UN=-.6370E-09 IEQ=     3 NODE      2 DOF   1  Y-DISPL.F
             NO. OF CONTACT CONSTRAINT VIOLATIONS     0


 ITER     2 RNORM = 0.000     RMNORM= 0.000
             RINORM=0.2667E+06 RIMNOR=0.1099E+07
             RENORM= 65.96     REMNOR=0.5237E-19 RATIO =0.1573E-01 TOLER =0.1000E-03  NOT CONVERGED
             RFMAX = 119.9     RMMAX = 181.6
             RTSMAL=0.1000E-02 RMSMAL=0.1000E-02
             RDT   =0.2667E+06 RDR   =0.1099E+07
             RATIOT=0.1573E-01 RATIOR= 0.000
             MAX UN= 2.932     IEQ=    61 NODE     31 DOF   1  Y-DISPL.F
             MIN UN=-.1805E-02 IEQ=    75 NODE     38 DOF   1  Y-DISPL.F
             NO. OF CONTACT CONSTRAINT VIOLATIONS     0


 ITER     3 RNORM = 0.000     RMNORM= 0.000
             RINORM=0.2667E+06 RIMNOR=0.1099E+07
             RENORM= 2.969     REMNOR=0.1820E-19 RATIO =0.3336E-02 TOLER =0.1000E-03  NOT CONVERGED
             RFMAX = 119.9     RMMAX = 181.6
             RTSMAL=0.1000E-02 RMSMAL=0.1000E-02
             RDT   =0.2667E+06 RDR   =0.1099E+07
             RATIOT=0.3336E-02 RATIOR= 0.000
             MAX UN= 1.173     IEQ=    51 NODE     26 DOF   1  Y-DISPL.F
             MIN UN=-.5187E-09 IEQ=     7 NODE      4 DOF   1  Y-DISPL.F
             NO. OF CONTACT CONSTRAINT VIOLATIONS     0


 ITER     4 RNORM = 0.000     RMNORM= 0.000
             RINORM=0.2667E+06 RIMNOR=0.1099E+07
             RENORM=0.1114E-01 REMNOR=0.7981E-20 RATIO =0.2044E-03 TOLER =0.1000E-03  NOT CONVERGED
             RFMAX = 119.9     RMMAX = 181.6
             RTSMAL=0.1000E-02 RMSMAL=0.1000E-02
             RDT   =0.2667E+06 RDR   =0.1099E+07
             RATIOT=0.2044E-03 RATIOR= 0.000
             MAX UN=0.1056     IEQ=    57 NODE     29 DOF   1  Y-DISPL.F
             MIN UN=-.7180E-09 IEQ=     9 NODE      5 DOF   1  Y-DISPL.F
             NO. OF CONTACT CONSTRAINT VIOLATIONS     0


 ITER     5 RNORM = 0.000     RMNORM= 0.000
```

```
RINORM=0.2667E+06 RIMNOR=0.1099E+07
RENORM=0.6663E-16 REMNOR=0.1253E-18 RATIO =0.1580E-10 TOLER =0.1000E-03      CONVERGED !
RFMAX = 119.9     RMMAX = 181.6
RTSMAL=0.1000E-02 RMSMAL=0.1000E-02
RDT   =0.2667E+06 RDR   =0.1099E+07
RATIOT=0.1580E-10 RATIOR= 0.000
MAX UN=0.5256E-08 IEQ=    77 NODE     39 DOF   1  Y-DISPL.F
MIN UN=-.5849E-08 IEQ=    75 NODE     38 DOF   1  Y-DISPL.F
NO. OF CONTACT CONSTRAINT VIOLATIONS     0
```

```
+-------------------------------------------------------------------------------------------------------------------------+
|                   PARATIEPLUS(TM)   NLS ENGINE RELEASE  2018.0    FULL VERSION  *Build date:Nov 13, 2017*               |
|                                                                                                                         |
|                                      NewProject.BaseDesignSection_28.A2M2R1_1213                                        |
|                                   Exe Time : 4 September 2018 18:01:32                                                  |
+-------------------------------------------------------------------------------------------------------------------------+
New Project
SOLUTION REACHED USING     5 ITERATIONS ON   40

P R I N T   O U T   F O R   T I M E   S T E P    4     ( AT TIME   4.000     )

PRINT OUT OF ACTIVE COMPONENTS (FIXED NODES ARE NOT PRINTED OUT)

          Y-DISPL.F        X-ROT. F
            (02)             (04)           (
    1  -1.6128111E-03   5.7292499E-04
    2  -1.4982912E-03   5.7194841E-04
    3  -1.3841611E-03   5.6903106E-04
    4  -1.2708052E-03   5.6421773E-04
    5  -1.1585948E-03   5.5759337E-04
    6  -1.0478803E-03   5.4928306E-04
    7  -9.3898303E-04   5.3945072E-04
    8  -8.3218948E-04   5.2827555E-04
    9  -7.2775080E-04   5.1593045E-04
   10  -6.2588414E-04   5.0258279E-04
   11  -5.2677372E-04   4.8839464E-04
   12  -4.3057185E-04   4.7352305E-04
   13  -3.3739990E-04   4.5812038E-04
   14  -2.4734924E-04   4.4233459E-04
   15  -1.6048202E-04   4.2630954E-04
   16  -7.6832031E-05   4.1018536E-04
   17   3.5950260E-06   3.9409870E-04
   18   8.0819275E-05   3.7818334E-04
   19   1.5488850E-04   3.6257009E-04
   20   2.2587602E-04   3.4738742E-04
   21   2.9388027E-04   3.3276174E-04
   22   3.5902579E-04   3.1881744E-04
   23   4.2146087E-04   3.0567763E-04
   24   4.8135860E-04   2.9346405E-04
   25   5.3891630E-04   2.8229750E-04
   26   5.9435430E-04   2.7228149E-04
   27   6.4790846E-04   2.6346292E-04
   28   6.9981835E-04   2.5583156E-04
   29   7.5031759E-04   2.4934789E-04
   30   7.9963014E-04   2.4395379E-04
   31   8.4796707E-04   2.3957913E-04
   32   8.9552410E-04   2.3614266E-04
   33   9.4248031E-04   2.3355238E-04
   34   9.8899463E-04   2.3170581E-04
   35   1.0352047E-03   2.3049023E-04
   36   1.0812246E-03   2.2978278E-04
   37   1.1271426E-03   2.2945061E-04
   38   1.1730201E-03   2.2935096E-04
   39   1.1959556E-03   2.2934589E-04
```

```
+-------------------------------------------------------------------------------------------------------------------------------+
|                   PARATIEPLUS(TM)   NLS ENGINE RELEASE  2018.0    FULL VERSION  *Build date:Nov 13, 2017*                    |
|                                                                                                                               |
|                                     NewProject.BaseDesignSection_28.A2M2R1_1213                                               |
|                                  Exe Time : 4 September 2018 18:01:32                                                         |
+-------------------------------------------------------------------------------------------------------------------------------+
New Project


S T R E S S   R E S U L T S   F O R   G R O U P   N O.   1

0_L                                                          :
ELEMENT TYPE    5 NO.OF ELEMENTS. IN THIS GROUP   39
C U R R E N T   T I M E   I S      4.0000

 HARDENING 2D SOIL ELEMENT

 ****** TOTAL STRESS FORMULATION *****

  EL *   FORCE     DISPL-Y  VERTICAL-P  HORIZON.-P     MAX-V-P     MAX-H-P           STATE   STIFFNESS Z-LEVEL      PORE
E FACTOR    UFACTOR       Peq           Su_a         Su_p     LAYER
 ------------------------------------------------------------------------------------------------------------------------------
-------------------------------------------------------------------------------------------
   1 D  2.4618E-02  1.6128E-03  6.2962E-02  0.2462      6.2962E-02   2.268         PASSIVE   0.000       0.000       0.000
1.000       1.000      0.2462       0.000       0.000     DI1_164_167_L_0
   2 D   1.525      1.4983E-03   3.277       7.623       3.277       12.81          UL-RL  1.5008E+04 -0.2000       0.000
1.000       1.000       7.623       0.000       0.000     DI1_164_167_L_0
   3 D   3.997      1.3842E-03   6.493       19.98       6.493       25.39          UL-RL  1.5008E+04 -0.4000       0.000
1.000       1.000       19.98       0.000       0.000     DI1_164_167_L_0
   4 D   6.470      1.2708E-03   9.711       32.35       9.711       37.97          UL-RL  1.5008E+04 -0.6000       0.000
1.000       1.000       32.35       0.000       0.000     DI1_164_167_L_0
   5 D   8.945      1.1586E-03   12.93       44.72       12.93       50.56          UL-RL  1.5008E+04 -0.8000       0.000
1.000       1.000       44.72       0.000       0.000     DI1_164_167_L_0
   6 D   11.25      1.0479E-03   16.15       56.27       16.15       62.32          UL-RL  1.5008E+04  -1.000       0.000
1.000       1.000       56.27       0.000       0.000     DI1_164_167_L_0
   7 D   10.83      9.3898E-04   19.38       54.14       19.38       60.41          UL-RL  1.5008E+04  -1.200       0.000
1.000       1.000       54.14       0.000       0.000     DI1_164_167_L_0
   8 D   10.48      8.3219E-04   22.60       52.39       22.60       58.87          UL-RL  1.5008E+04  -1.400       0.000
1.000       1.000       52.39       0.000       0.000     DI1_164_167_L_0
   9 D   10.14      7.2775E-04   25.83       50.72       25.83       57.41          UL-RL  1.5008E+04  -1.600       0.000
1.000       1.000       50.72       0.000       0.000     DI1_164_167_L_0
  10 D   9.827      6.2588E-04   29.06       49.13       29.06       56.03          UL-RL  1.5008E+04  -1.800       0.000
1.000       1.000       49.13       0.000       0.000     DI1_164_167_L_0
  11 D   9.527      5.2677E-04   32.29       47.64       32.29       54.74          UL-RL  1.5008E+04  -2.000       0.000
1.000       1.000       47.64       0.000       0.000     DI1_164_167_L_0
  12 D   9.246      4.3057E-04   35.53       46.23       35.53       53.54          UL-RL  1.5008E+04  -2.200       0.000
1.000       1.000       46.23       0.000       0.000     DI1_164_167_L_0
  13 D   8.985      3.3740E-04   38.76       44.93       38.76       52.44          UL-RL  1.5008E+04  -2.400       0.000
1.000       1.000       44.93       0.000       0.000     DI1_164_167_L_0
  14 D   8.744      2.4735E-04   42.00       43.72       42.00       51.43          UL-RL  1.5008E+04  -2.600       0.000
1.000       1.000       43.72       0.000       0.000     DI1_164_167_L_0
  15 D   8.523      1.6048E-04   45.24       42.62       45.24       50.53          UL-RL  1.5008E+04  -2.800       0.000
1.000       1.000       42.62       0.000       0.000     DI1_164_167_L_0
  16 D   8.323      7.6832E-05   48.48       41.62       48.48       49.72          UL-RL  1.5008E+04  -3.000       0.000
1.000       1.000       41.62       0.000       0.000     DI1_164_167_L_0
  17 D   8.144     -3.5950E-06   51.72       40.72       51.72       49.01          UL-RL  1.5008E+04  -3.200       0.000
1.000       1.000       40.72       0.000       0.000     DI1_164_167_L_0
  18 D   7.985     -8.0819E-05   54.97       39.92       54.97       48.39          UL-RL  1.5008E+04  -3.400       0.000
1.000       1.000       39.92       0.000       0.000     DI1_164_167_L_0
  19 D   7.845     -1.5489E-04   58.21       39.23       58.21       47.87          UL-RL  1.5008E+04  -3.600       0.000
1.000       1.000       39.23       0.000       0.000     DI1_164_167_L_0
  20 D   7.725     -2.2588E-04   61.46       38.62       61.46       47.46          UL-RL  1.5008E+04  -3.800       0.000
1.000       1.000       38.62       0.000       0.000     DI1_164_167_L_0
  21 D   7.622     -2.9388E-04   64.71       38.11       64.71       47.13          UL-RL  1.5008E+04  -4.000       0.000
1.000       1.000       38.11       0.000       0.000     DI1_164_167_L_0
  22 D   7.537     -3.5903E-04   67.96       37.68       67.96       46.89          UL-RL  1.5008E+04  -4.200       0.000
1.000       1.000       37.68       0.000       0.000     DI1_164_167_L_0
  23 D   7.468     -4.2146E-04   71.21       37.34       71.21       46.73          UL-RL  1.5008E+04  -4.400       0.000
1.000       1.000       37.34       0.000       0.000     DI1_164_167_L_0
  24 D   7.416     -4.8136E-04   74.46       37.08       74.46       46.65          UL-RL  1.5008E+04  -4.600       0.000
1.000       1.000       37.08       0.000       0.000     DI1_164_167_L_0
```

```
  25 D   7.378     -5.3892E-04   77.72       36.89       77.72       46.63          UL-RL  1.5008E+04  -4.800       0.000
1.000       1.000       36.89       0.000       0.000     DI1_164_167_L_0
  26 D   5.781     -5.9435E-04   80.97       28.91       80.97       49.50         ACTIVE   0.000      -5.000       0.000
1.000       1.000       28.91       0.000       0.000     DI2_165_168_L_0
  27 D   6.021     -6.4791E-04   84.23       30.11       84.23       48.04         ACTIVE   0.000      -5.200       0.000
1.000       1.000       30.11       0.000       0.000     DI2_165_168_L_0
  28 D   6.262     -6.9982E-04   87.48       31.31       87.48       47.91         ACTIVE   0.000      -5.400       0.000
1.000       1.000       31.31       0.000       0.000     DI2_165_168_L_0
  29 D   6.502     -7.5032E-04   90.74       32.51       90.74       49.54         ACTIVE   0.000      -5.600       0.000
1.000       1.000       32.51       0.000       0.000     DI2_165_168_L_0
  30 D   6.743     -7.9963E-04   94.00       33.71       94.00       51.17         ACTIVE   0.000      -5.800       0.000
1.000       1.000       33.71       0.000       0.000     DI2_165_168_L_0
  31 D   6.983     -8.4797E-04   97.26       34.92       97.26       52.79         ACTIVE   0.000      -6.000       0.000
1.000       1.000       34.92       0.000       0.000     DI2_165_168_L_0
  32 D   7.224     -8.9552E-04   100.5       36.12       100.5       54.41         ACTIVE   0.000      -6.200       0.000
1.000       1.000       36.12       0.000       0.000     DI2_165_168_L_0
  33 D   7.464     -9.4248E-04   103.8       37.32       103.8       56.03         ACTIVE   0.000      -6.400       0.000
1.000       1.000       37.32       0.000       0.000     DI2_165_168_L_0
  34 D   7.705     -9.8899E-04   107.0       38.52       107.0       57.65         ACTIVE   0.000      -6.600       0.000
1.000       1.000       38.52       0.000       0.000     DI2_165_168_L_0
  35 D   7.945     -1.0352E-03   110.3       39.73       110.3       59.26         ACTIVE   0.000      -6.800       0.000
1.000       1.000       39.73       0.000       0.000     DI2_165_168_L_0
  36 D   8.186     -1.0812E-03   113.6       40.93       113.6       60.87         ACTIVE   0.000      -7.000       0.000
1.000       1.000       40.93       0.000       0.000     DI2_165_168_L_0
  37 D   8.427     -1.1271E-03   116.8       42.13       116.8       62.47         ACTIVE   0.000      -7.200       0.000
1.000       1.000       42.13       0.000       0.000     DI2_165_168_L_0
  38 D   6.500     -1.1730E-03   120.1       43.34       120.1       64.08         ACTIVE   0.000      -7.400       0.000
1.000       1.000       43.34       0.000       0.000     DI2_165_168_L_0
  39 D   2.197     -1.1960E-03   121.7       43.94       121.7       64.88         ACTIVE   0.000      -7.500       0.000
1.000       1.000       43.94       0.000       0.000     DI2_165_168_L_0
```

```
+-----------------------------------------------------------------------------------------------------------------------+
|                  PARATIEPLUS(TM)   NLS ENGINE RELEASE  2018.0    FULL VERSION  *Build date:Nov 13, 2017*              |
|                                                                                                                       |
|                                    NewProject.BaseDesignSection_28.A2M2R1_1213                                        |
|                                 Exe Time : 4 September 2018 18:01:32                                                  |
+-----------------------------------------------------------------------------------------------------------------------+
New Project


S T R E S S   R E S U L T S   F O R   G R O U P   N O.   2

0_R                                                                  :
ELEMENT TYPE    5 NO.OF ELEMENTS. IN THIS GROUP   39
C U R R E N T   T I M E   I S     4.0000

 HARDENING 2D SOIL ELEMENT

 ****** TOTAL STRESS FORMULATION *****

 EL *   FORCE     DISPL-Y  VERTICAL-P  HORIZON.-P     MAX-V-P     MAX-H-P          STATE   STIFFNESS Z-LEVEL      PORE
E FACTOR    UFACTOR       Peq          Su_a        Su_p     LAYER
 ---------------------------------------------------------------------------------------------------------------------------
-----------------------------------------------------------------------------------------------
   1     0.000         --          --          --          --          --          REMOVED     --        0.000       0.000
1.000       1.000       0.000       0.000       0.000     not available
   2     0.000         --          --          --          --          --          REMOVED     --      -0.2000       0.000
1.000       1.000       0.000       0.000       0.000     not available
   3     0.000         --          --          --          --          --          REMOVED     --      -0.4000       0.000
1.000       1.000       0.000       0.000       0.000     not available
   4     0.000         --          --          --          --          --          REMOVED     --      -0.6000       0.000
1.000       1.000       0.000       0.000       0.000     not available
   5     0.000         --          --          --          --          --          REMOVED     --      -0.8000       0.000
1.000       1.000       0.000       0.000       0.000     not available
   6     0.000         --          --          --          --          --          REMOVED     --       -1.000       0.000
1.000       1.000       0.000       0.000       0.000     not available
   7     0.000         --          --          --          --          --          REMOVED     --       -1.200       0.000
1.000       1.000       0.000       0.000       0.000     not available
   8     0.000         --          --          --          --          --          REMOVED     --       -1.400       0.000
1.000       1.000       0.000       0.000       0.000     not available
   9     0.000         --          --          --          --          --          REMOVED     --       -1.600       0.000
1.000       1.000       0.000       0.000       0.000     not available
  10     0.000         --          --          --          --          --          REMOVED     --       -1.800       0.000
1.000       1.000       0.000       0.000       0.000     not available
  11     0.000         --          --          --          --          --          REMOVED     --       -2.000       0.000
1.000       1.000       0.000       0.000       0.000     not available
  12     0.000         --          --          --          --          --          REMOVED     --       -2.200       0.000
1.000       1.000       0.000       0.000       0.000     not available
  13     0.000         --          --          --          --          --          REMOVED     --       -2.400       0.000
1.000       1.000       0.000       0.000       0.000     not available
  14     0.000         --          --          --          --          --          REMOVED     --       -2.600       0.000
1.000       1.000       0.000       0.000       0.000     not available
  15     0.000         --          --          --          --          --          REMOVED     --       -2.800       0.000
1.000       1.000       0.000       0.000       0.000     not available
  16     0.000         --          --          --          --          --          REMOVED     --       -3.000       0.000
1.000       1.000       0.000       0.000       0.000     not available
  17     0.000         --          --          --          --          --          REMOVED     --       -3.200       0.000
1.000       1.000       0.000       0.000       0.000     not available
  18     0.000         --          --          --          --          --          REMOVED     --       -3.400       0.000
1.000       1.000       0.000       0.000       0.000     not available
  19     0.000         --          --          --          --          --          REMOVED     --       -3.600       0.000
1.000       1.000       0.000       0.000       0.000     not available
  20     0.000         --          --          --          --          --          REMOVED     --       -3.800       0.000
1.000       1.000       0.000       0.000       0.000     not available
  21     0.000         --          --          --          --          --          REMOVED     --       -4.000       0.000
1.000       1.000       0.000       0.000       0.000     not available
  22     0.000         --          --          --          --          --          REMOVED     --       -4.200       0.000
1.000       1.000       0.000       0.000       0.000     not available
  23     0.000         --          --          --          --          --          REMOVED     --       -4.400       0.000
1.000       1.000       0.000       0.000       0.000     not available
  24 D   0.000      4.8136E-04   0.000       0.000       73.60       41.35         PASSIVE   0.000      -4.600       0.000
1.000       1.000       0.000       0.000       0.000     DI1_164_167_L_0
```

25 D	2.038	5.3892E-04	3.200	10.19	76.80	42.99	PASSIVE	0.000	-4.800	0.000	
1.000	1.000	10.19	0.000	0.000	DI1_164_167_L_0						
26 D	5.345	5.9435E-04	6.400	26.72	80.00	44.64	PASSIVE	0.000	-5.000	0.000	
1.000	1.000	26.72	0.000	0.000	DI2_165_168_L_0						
27 D	7.710	6.4791E-04	9.600	38.55	83.20	46.28	PASSIVE	0.000	-5.200	0.000	
1.000	1.000	38.55	0.000	0.000	DI2_165_168_L_0						
28 D	9.449	6.9982E-04	12.80	47.24	86.40	48.06	UL-RL	3.4183E+04	-5.400	0.000	
1.000	1.000	47.24	0.000	0.000	DI2_165_168_L_0						
29 D	10.48	7.5032E-04	16.00	52.38	89.60	52.38	V-C	2.1364E+04	-5.600	0.000	
1.000	1.000	52.38	0.000	0.000	DI2_165_168_L_0						
30 D	11.41	7.9963E-04	19.20	57.06	92.80	57.06	V-C	2.1364E+04	-5.800	0.000	
1.000	1.000	57.06	0.000	0.000	DI2_165_168_L_0						
31 D	12.32	8.4797E-04	22.40	61.62	96.00	61.62	V-C	2.1364E+04	-6.000	0.000	
1.000	1.000	61.62	0.000	0.000	DI2_165_168_L_0						
32 D	13.22	8.9552E-04	25.60	66.09	99.20	66.09	V-C	2.1364E+04	-6.200	0.000	
1.000	1.000	66.09	0.000	0.000	DI2_165_168_L_0						
33 D	14.10	9.4248E-04	28.80	70.49	102.4	70.49	V-C	2.1364E+04	-6.400	0.000	
1.000	1.000	70.49	0.000	0.000	DI2_165_168_L_0						
34 D	14.96	9.8899E-04	32.00	74.82	105.6	74.82	V-C	2.1364E+04	-6.600	0.000	
1.000	1.000	74.82	0.000	0.000	DI2_165_168_L_0						
35 D	15.82	1.0352E-03	35.20	79.12	108.8	79.12	V-C	2.1364E+04	-6.800	0.000	
1.000	1.000	79.12	0.000	0.000	DI2_165_168_L_0						
36 D	16.68	1.0812E-03	38.40	83.39	112.0	83.39	V-C	2.1364E+04	-7.000	0.000	
1.000	1.000	83.39	0.000	0.000	DI2_165_168_L_0						
37 D	17.53	1.1271E-03	41.60	87.63	115.2	87.63	V-C	2.1364E+04	-7.200	0.000	
1.000	1.000	87.63	0.000	0.000	DI2_165_168_L_0						
38 D	13.78	1.1730E-03	44.80	91.85	118.4	91.85	V-C	2.1364E+04	-7.400	0.000	
1.000	1.000	91.85	0.000	0.000	DI2_165_168_L_0						
39 D	4.698	1.1960E-03	46.40	93.95	120.0	93.95	V-C	2.1364E+04	-7.500	0.000	
1.000	1.000	93.95	0.000	0.000	DI2_165_168_L_0						

```
+-------------------------------------------------------------------------------------------------------------------------+
|                   PARATIEPLUS(TM)   NLS ENGINE RELEASE  2018.0    FULL VERSION  *Build date:Nov 13, 2017*              |
|                                                                                                                         |
|                                     NewProject.BaseDesignSection_28.A2M2R1_1213                                         |
|                                   Exe Time : 4 September 2018 18:01:32                                                  |
+-------------------------------------------------------------------------------------------------------------------------+
New Project


S T R E S S   R E S U L T S   F O R   G R O U P   N O.   3

WallElement_33                                                :
ELEMENT TYPE    2 NO.OF ELEMENTS. IN THIS GROUP   38
C U R R E N T   T I M E   I S     4.0000

 WALL2D ELEMENT

   EL      TA          TB          MA          MB
-------------------------------------------------------
    1 -120.34      120.34    -1.24540E-11 -24.068
    2 -118.82      118.82      24.068     -47.831
    3 -114.82      114.82      47.831     -70.795
    4 -108.35      108.35      70.795     -92.465
    5 -99.404      99.404      92.465     -112.35
    6 -88.151      88.151      112.35     -129.98
    7 -77.322      77.322      129.98     -145.44
    8 -66.843      66.843      145.44     -158.81
    9 -56.699      56.699      158.81     -170.15
   10 -46.872      46.872      170.15     -179.52
   11 -37.345      37.345      179.52     -186.99
   12 -28.098      28.098      186.99     -192.61
   13 -19.113      19.113      192.61     -196.43
   14 -10.369      10.369      196.43     -198.51
   15 -1.8457      1.8457      198.51     -198.88
   16  6.4777     -6.4777      198.88     -197.58
   17  14.622     -14.622      197.58     -194.66
   18  22.606     -22.606      194.66     -190.14
   19  30.452     -30.452      190.14     -184.05
   20  38.176     -38.176      184.05     -176.41
   21  45.798     -45.798      176.41     -167.25
   22  53.335     -53.335      167.25     -156.58
   23  60.803     -60.803      156.58     -144.42
   24  68.219     -68.219      144.42     -130.78
   25  73.558     -73.558      130.78     -116.07
   26  73.994     -73.994      116.07     -101.27
   27  72.306     -72.306      101.27     -86.808
   28  69.120     -69.120      86.808     -72.984
   29  65.145     -65.145      72.984     -59.955
   30  60.475     -60.475      59.955     -47.860
   31  55.134     -55.134      47.860     -36.833
   32  49.140     -49.140      36.833     -27.005
   33  42.507     -42.507      27.005     -18.504
   34  35.247     -35.247      18.504     -11.454
   35  27.368     -27.368      11.454     -5.9809
   36  18.877     -18.877      5.9809     -2.2057
   37  9.7778     -9.7778      2.2057    -0.25009
   38  2.5009     -2.5009     0.25009     2.61612E-10
```

```
+-------------------------------------------------------------------------------------------------------------------------------+
|                   PARATIEPLUS(TM)   NLS ENGINE RELEASE  2018.0    FULL VERSION  *Build date:Nov 13, 2017*                    |
|                                                                                                                               |
|                                     NewProject.BaseDesignSection_28.A2M2R1_1213                                               |
|                                  Exe Time : 4 September 2018 18:01:32                                                         |
+-------------------------------------------------------------------------------------------------------------------------------+
New Project


S T R E S S    R E S U L T S    F O R    G R O U P    N O.    4

Tieback_175                                                  :
ELEMENT TYPE    6 NO.OF ELEMENTS. IN THIS GROUP    1
C U R R E N T    T I M E    I S      4.0000

 POST-TENSION 2D-BOUNDARY ELEMENT

         EL    FORCE          d0          EDISPL     pl. eps          K     -ve limit   +ve limit
-------------------------------------------------------------------------------------------------------
 ANCHOR    1   138.98     -1.77345E-03 -1.48632E-03   0.0000       1689.0       0.0000       0.0000     ELASTIC  ORIGINAL
YOUNG MODULUS

 ITER     0 RNORM = 0.000     RMNORM= 0.000
             RINORM=0.3092E+06 RIMNOR=0.1313E+07
             RENORM= 17.35     REMNOR=0.1253E-18 RATIO =0.7490E-02 TOLER =0.1000E-03  NOT CONVERGED
             RFMAX = 120.4     RMMAX = 198.9
             RTSMAL=0.1000E-02 RMSMAL=0.1000E-02
             RDT   =0.3092E+06 RDR   =0.1313E+07
             RATIOT=0.7490E-02 RATIOR= 0.000
             MAX UN= 1.218     IEQ=    41 NODE     21 DOF   1  Y-DISPL.F
             MIN UN=-1.139     IEQ=    47 NODE     24 DOF   1  Y-DISPL.F
             NO. OF CONTACT CONSTRAINT VIOLATIONS     0


 ITER     2 RNORM = 0.000     RMNORM= 0.000
             RINORM=0.3092E+06 RIMNOR=0.1313E+07
             RENORM=0.2179     REMNOR=0.4702E-19 RATIO =0.8396E-03 TOLER =0.1000E-03  NOT CONVERGED
             RFMAX = 120.4     RMMAX = 198.9
             RTSMAL=0.1000E-02 RMSMAL=0.1000E-02
             RDT   =0.3092E+06 RDR   =0.1313E+07
             RATIOT=0.8396E-03 RATIOR= 0.000
             MAX UN=0.2751     IEQ=     1 NODE      1 DOF   1  Y-DISPL.F
             MIN UN=-.2670E-08 IEQ=    77 NODE     39 DOF   1  Y-DISPL.F
             NO. OF CONTACT CONSTRAINT VIOLATIONS     0


 ITER     3 RNORM = 0.000     RMNORM= 0.000
             RINORM=0.3092E+06 RIMNOR=0.1313E+07
             RENORM=0.1062E-02 REMNOR=0.1034E-19 RATIO =0.5861E-04 TOLER =0.1000E-03      CONVERGED !
             RFMAX = 120.4     RMMAX = 198.9
             RTSMAL=0.1000E-02 RMSMAL=0.1000E-02
             RDT   =0.3092E+06 RDR   =0.1313E+07
             RATIOT=0.5861E-04 RATIOR= 0.000
             MAX UN=0.3259E-01 IEQ=    65 NODE     33 DOF   1  Y-DISPL.F
             MIN UN=-.5554E-09 IEQ=    11 NODE      6 DOF   1  Y-DISPL.F
             NO. OF CONTACT CONSTRAINT VIOLATIONS     0
```

```
+-----------------------------------------------------------------------------------------------------------------------+
|                  PARATIEPLUS(TM)   NLS ENGINE RELEASE  2018.0    FULL VERSION  *Build date:Nov 13, 2017*              |
|                                                                                                                       |
|                                     NewProject.BaseDesignSection_28.A2M2R1_1213                                       |
|                                 Exe Time : 4 September 2018 18:01:32                                                  |
+-----------------------------------------------------------------------------------------------------------------------+
New Project
SOLUTION REACHED USING     3 ITERATIONS ON   40

P R I N T   O U T   F O R   T I M E   S T E P    5     ( AT TIME   5.000     )

PRINT OUT OF ACTIVE COMPONENTS (FIXED NODES ARE NOT PRINTED OUT)

          Y-DISPL.F        X-ROT. F
           (02)            (04)            (
    1  -1.4043626E-03   5.5137264E-04
    2  -1.2941533E-03   5.5039375E-04
    3  -1.1843351E-03   5.4746449E-04
    4  -1.0752952E-03   5.4262010E-04
    5  -9.6740967E-04   5.3593680E-04
    6  -8.6103524E-04   5.2753215E-04
    7  -7.5650105E-04   5.1756397E-04
    8  -6.5410225E-04   5.0620687E-04
    9  -5.5409957E-04   4.9363072E-04
   10  -4.5672014E-04   4.8000190E-04
   11  -3.6215810E-04   4.6548375E-04
   12  -2.7057524E-04   4.5023650E-04
   13  -1.8210163E-04   4.3441732E-04
   14  -9.6836165E-05   4.1818040E-04
   15  -1.4847224E-05   4.0167712E-04
   16   6.3826846E-05   3.8505628E-04
   17   1.3917758E-04   3.6846419E-04
   18   2.1122446E-04   3.5204544E-04
   19   2.8001681E-04   3.3594260E-04
   20   3.4563196E-04   3.2029672E-04
   21   4.0817497E-04   3.0524757E-04
   22   4.6777968E-04   2.9093351E-04
   23   5.2460637E-04   2.7748936E-04
   24   5.7884201E-04   2.6504399E-04
   25   6.3069785E-04   2.5370687E-04
   26   6.8040431E-04   2.4356300E-04
   27   7.2820482E-04   2.3464927E-04
   28   7.7434447E-04   2.2694591E-04
   29   8.1906087E-04   2.2040779E-04
   30   8.6258121E-04   2.1497419E-04
   31   9.0511935E-04   2.1057264E-04
   32   9.4687329E-04   2.0711958E-04
   33   9.8802391E-04   2.0452067E-04
   34   1.0287315E-03   2.0267094E-04
   35   1.0691346E-03   2.0145516E-04
   36   1.1093475E-03   2.0074867E-04
   37   1.1494588E-03   2.0041743E-04
   38   1.1895298E-03   2.0031820E-04
   39   1.2095618E-03   2.0031315E-04
```

```
+-------------------------------------------------------------------------------------------------------------------------------+
|                   PARATIEPLUS(TM)   NLS ENGINE RELEASE  2018.0    FULL VERSION  *Build date:Nov 13, 2017*                    |
|                                                                                                                               |
|                                     NewProject.BaseDesignSection_28.A2M2R1_1213                                               |
|                                  Exe Time : 4 September 2018 18:01:32                                                         |
+-------------------------------------------------------------------------------------------------------------------------------+
New Project


S T R E S S   R E S U L T S   F O R   G R O U P   N O.   1

0_L                                                          :
ELEMENT TYPE    5 NO.OF ELEMENTS. IN THIS GROUP   39
C U R R E N T   T I M E   I S      5.0000

 HARDENING 2D SOIL ELEMENT

 ****** TOTAL STRESS FORMULATION *****

  EL *   FORCE     DISPL-Y  VERTICAL-P  HORIZON.-P     MAX-V-P     MAX-H-P           STATE   STIFFNESS Z-LEVEL      PORE
E FACTOR    UFACTOR       Peq           Su_a         Su_p     LAYER
 ------------------------------------------------------------------------------------------------------------------------------
-------------------------------------------------------------------------------------------
   1 D  2.5752E-03  1.4044E-03  6.2962E-02  2.5752E-02  6.2962E-02   2.268          ACTIVE   0.000       0.000       0.000
1.000       1.000      2.5752E-02   0.000       0.000     DI1_164_167_L_0
   2 D  0.9160      1.2942E-03   3.319       4.580       3.319       12.81          UL-RL  1.5008E+04 -0.2000       0.000
1.000       1.000       4.580       0.000       0.000     DI1_164_167_L_0
   3 D   3.426      1.1843E-03   6.786       17.13       6.786       25.39          UL-RL  1.5008E+04 -0.4000       0.000
1.000       1.000       17.13       0.000       0.000     DI1_164_167_L_0
   4 D   5.964      1.0753E-03   10.52       29.82       10.52       37.97          UL-RL  1.5008E+04 -0.6000       0.000
1.000       1.000       29.82       0.000       0.000     DI1_164_167_L_0
   5 D   8.524      9.6741E-04   14.46       42.62       14.46       50.56          UL-RL  1.5008E+04 -0.8000       0.000
1.000       1.000       42.62       0.000       0.000     DI1_164_167_L_0
   6 D   10.92      8.6104E-04   18.47       54.62       18.47       62.32          UL-RL  1.5008E+04  -1.000       0.000
1.000       1.000       54.62       0.000       0.000     DI1_164_167_L_0
   7 D   10.59      7.5650E-04   22.49       52.96       22.49       60.41          UL-RL  1.5008E+04  -1.200       0.000
1.000       1.000       52.96       0.000       0.000     DI1_164_167_L_0
   8 D   10.34      6.5410E-04   26.58       51.71       26.58       58.87          UL-RL  1.5008E+04  -1.400       0.000
1.000       1.000       51.71       0.000       0.000     DI1_164_167_L_0
   9 D   10.16      5.5410E-04   31.19       50.80       31.19       57.41          UL-RL  1.5008E+04  -1.600       0.000
1.000       1.000       50.80       0.000       0.000     DI1_164_167_L_0
  10 D   9.968      4.5672E-04   35.55       49.84       35.55       56.03          UL-RL  1.5008E+04  -1.800       0.000
1.000       1.000       49.84       0.000       0.000     DI1_164_167_L_0
  11 D   9.777      3.6216E-04   39.73       48.88       39.73       54.74          UL-RL  1.5008E+04  -2.000       0.000
1.000       1.000       48.88       0.000       0.000     DI1_164_167_L_0
  12 D   9.590      2.7058E-04   43.76       47.95       43.76       53.54          UL-RL  1.5008E+04  -2.200       0.000
1.000       1.000       47.95       0.000       0.000     DI1_164_167_L_0
  13 D   9.411      1.8210E-04   47.68       47.06       47.68       52.44          UL-RL  1.5008E+04  -2.400       0.000
1.000       1.000       47.06       0.000       0.000     DI1_164_167_L_0
  14 D   9.244      9.6836E-05   51.52       46.22       51.52       51.43          UL-RL  1.5008E+04  -2.600       0.000
1.000       1.000       46.22       0.000       0.000     DI1_164_167_L_0
  15 D   9.090      1.4847E-05   55.28       45.45       55.28       50.53          UL-RL  1.5008E+04  -2.800       0.000
1.000       1.000       45.45       0.000       0.000     DI1_164_167_L_0
  16 D   8.951     -6.3827E-05   58.98       44.76       58.98       49.72          UL-RL  1.5008E+04  -3.000       0.000
1.000       1.000       44.76       0.000       0.000     DI1_164_167_L_0
  17 D   8.844     -1.3918E-04   62.79       44.22       62.79       49.01          UL-RL  1.5008E+04  -3.200       0.000
1.000       1.000       44.22       0.000       0.000     DI1_164_167_L_0
  18 D   8.736     -2.1122E-04   66.39       43.68       66.39       48.39          UL-RL  1.5008E+04  -3.400       0.000
1.000       1.000       43.68       0.000       0.000     DI1_164_167_L_0
  19 D   8.645     -2.8002E-04   69.96       43.23       69.96       47.87          UL-RL  1.5008E+04  -3.600       0.000
1.000       1.000       43.23       0.000       0.000     DI1_164_167_L_0
  20 D   8.570     -3.4563E-04   73.50       42.85       73.50       47.46          UL-RL  1.5008E+04  -3.800       0.000
1.000       1.000       42.85       0.000       0.000     DI1_164_167_L_0
  21 D   8.497     -4.0817E-04   76.89       42.48       76.89       47.13          UL-RL  1.5008E+04  -4.000       0.000
1.000       1.000       42.48       0.000       0.000     DI1_164_167_L_0
  22 D   8.453     -4.6778E-04   80.39       42.27       80.39       46.89          UL-RL  1.5008E+04  -4.200       0.000
1.000       1.000       42.27       0.000       0.000     DI1_164_167_L_0
  23 D   8.425     -5.2461E-04   83.87       42.12       83.87       46.73          UL-RL  1.5008E+04  -4.400       0.000
1.000       1.000       42.12       0.000       0.000     DI1_164_167_L_0
  24 D   8.410     -5.7884E-04   87.33       42.05       87.33       46.65          UL-RL  1.5008E+04  -4.600       0.000
1.000       1.000       42.05       0.000       0.000     DI1_164_167_L_0
```

25 D	8.409	-6.3070E-04	90.78	42.04	90.78	46.63	UL-RL	1.5008E+04	-4.800	0.000
1.000	1.000	42.04	0.000	0.000	DI1_164_167_L_0					
26 D	6.759	-6.8040E-04	94.22	33.79	94.22	49.50	ACTIVE	0.000	-5.000	0.000
1.000	1.000	33.79	0.000	0.000	DI2_165_168_L_0					
27 D	6.974	-7.2820E-04	97.14	34.87	97.14	48.04	ACTIVE	0.000	-5.200	0.000
1.000	1.000	34.87	0.000	0.000	DI2_165_168_L_0					
28 D	7.191	-7.7434E-04	100.1	35.96	100.1	47.91	ACTIVE	0.000	-5.400	0.000
1.000	1.000	35.96	0.000	0.000	DI2_165_168_L_0					
29 D	7.409	-8.1906E-04	103.0	37.05	103.0	49.54	ACTIVE	0.000	-5.600	0.000
1.000	1.000	37.05	0.000	0.000	DI2_165_168_L_0					
30 D	7.628	-8.6258E-04	106.0	38.14	106.0	51.17	ACTIVE	0.000	-5.800	0.000
1.000	1.000	38.14	0.000	0.000	DI2_165_168_L_0					
31 D	7.848	-9.0512E-04	109.0	39.24	109.0	52.79	ACTIVE	0.000	-6.000	0.000
1.000	1.000	39.24	0.000	0.000	DI2_165_168_L_0					
32 D	8.070	-9.4687E-04	112.0	40.35	112.0	54.41	ACTIVE	0.000	-6.200	0.000
1.000	1.000	40.35	0.000	0.000	DI2_165_168_L_0					
33 D	8.292	-9.8802E-04	115.0	41.46	115.0	56.03	ACTIVE	0.000	-6.400	0.000
1.000	1.000	41.46	0.000	0.000	DI2_165_168_L_0					
34 D	8.517	-1.0287E-03	118.0	42.59	118.0	57.65	UL-RL	3.5824E+04	-6.600	0.000
1.000	1.000	42.59	0.000	0.000	DI2_165_168_L_0					
35 D	8.776	-1.0691E-03	121.0	43.88	121.0	59.26	UL-RL	3.5824E+04	-6.800	0.000
1.000	1.000	43.88	0.000	0.000	DI2_165_168_L_0					
36 D	9.037	-1.1093E-03	124.1	45.18	124.1	60.87	UL-RL	3.5824E+04	-7.000	0.000
1.000	1.000	45.18	0.000	0.000	DI2_165_168_L_0					
37 D	9.298	-1.1495E-03	127.1	46.49	127.1	62.47	UL-RL	3.5824E+04	-7.200	0.000
1.000	1.000	46.49	0.000	0.000	DI2_165_168_L_0					
38 D	7.170	-1.1895E-03	130.2	47.80	130.2	64.08	UL-RL	3.5824E+04	-7.400	0.000
1.000	1.000	47.80	0.000	0.000	DI2_165_168_L_0					
39 D	2.423	-1.2096E-03	131.7	48.45	131.7	64.88	UL-RL	3.5824E+04	-7.500	0.000
1.000	1.000	48.45	0.000	0.000	DI2_165_168_L_0					

```
+-----------------------------------------------------------------------------------------------------------------------+
|                  PARATIEPLUS(TM)   NLS ENGINE RELEASE  2018.0    FULL VERSION  *Build date:Nov 13, 2017*              |
|                                                                                                                       |
|                                    NewProject.BaseDesignSection_28.A2M2R1_1213                                        |
|                                 Exe Time : 4 September 2018 18:01:32                                                  |
+-----------------------------------------------------------------------------------------------------------------------+
New Project


S T R E S S   R E S U L T S   F O R   G R O U P   N O.   2

0_R                                                                  :
ELEMENT TYPE    5 NO.OF ELEMENTS. IN THIS GROUP   39
C U R R E N T   T I M E   I S     5.0000

 HARDENING 2D SOIL ELEMENT

 ****** TOTAL STRESS FORMULATION *****

 EL *   FORCE     DISPL-Y  VERTICAL-P  HORIZON.-P     MAX-V-P     MAX-H-P          STATE   STIFFNESS Z-LEVEL      PORE
E FACTOR    UFACTOR       Peq          Su_a        Su_p     LAYER
 ---------------------------------------------------------------------------------------------------------------------------
-----------------------------------------------------------------------------------------------
   1     0.000         --          --          --          --          --          REMOVED     --        0.000       0.000
1.000       1.000       0.000       0.000       0.000     not available
   2     0.000         --          --          --          --          --          REMOVED     --      -0.2000       0.000
1.000       1.000       0.000       0.000       0.000     not available
   3     0.000         --          --          --          --          --          REMOVED     --      -0.4000       0.000
1.000       1.000       0.000       0.000       0.000     not available
   4     0.000         --          --          --          --          --          REMOVED     --      -0.6000       0.000
1.000       1.000       0.000       0.000       0.000     not available
   5     0.000         --          --          --          --          --          REMOVED     --      -0.8000       0.000
1.000       1.000       0.000       0.000       0.000     not available
   6     0.000         --          --          --          --          --          REMOVED     --       -1.000       0.000
1.000       1.000       0.000       0.000       0.000     not available
   7     0.000         --          --          --          --          --          REMOVED     --       -1.200       0.000
1.000       1.000       0.000       0.000       0.000     not available
   8     0.000         --          --          --          --          --          REMOVED     --       -1.400       0.000
1.000       1.000       0.000       0.000       0.000     not available
   9     0.000         --          --          --          --          --          REMOVED     --       -1.600       0.000
1.000       1.000       0.000       0.000       0.000     not available
  10     0.000         --          --          --          --          --          REMOVED     --       -1.800       0.000
1.000       1.000       0.000       0.000       0.000     not available
  11     0.000         --          --          --          --          --          REMOVED     --       -2.000       0.000
1.000       1.000       0.000       0.000       0.000     not available
  12     0.000         --          --          --          --          --          REMOVED     --       -2.200       0.000
1.000       1.000       0.000       0.000       0.000     not available
  13     0.000         --          --          --          --          --          REMOVED     --       -2.400       0.000
1.000       1.000       0.000       0.000       0.000     not available
  14     0.000         --          --          --          --          --          REMOVED     --       -2.600       0.000
1.000       1.000       0.000       0.000       0.000     not available
  15     0.000         --          --          --          --          --          REMOVED     --       -2.800       0.000
1.000       1.000       0.000       0.000       0.000     not available
  16     0.000         --          --          --          --          --          REMOVED     --       -3.000       0.000
1.000       1.000       0.000       0.000       0.000     not available
  17     0.000         --          --          --          --          --          REMOVED     --       -3.200       0.000
1.000       1.000       0.000       0.000       0.000     not available
  18     0.000         --          --          --          --          --          REMOVED     --       -3.400       0.000
1.000       1.000       0.000       0.000       0.000     not available
  19     0.000         --          --          --          --          --          REMOVED     --       -3.600       0.000
1.000       1.000       0.000       0.000       0.000     not available
  20     0.000         --          --          --          --          --          REMOVED     --       -3.800       0.000
1.000       1.000       0.000       0.000       0.000     not available
  21     0.000         --          --          --          --          --          REMOVED     --       -4.000       0.000
1.000       1.000       0.000       0.000       0.000     not available
  22 D  0.3441      4.6778E-04   1.600       1.721       1.600       1.721            V-C   8466.      -4.200       0.000
1.000       1.000       1.721       0.000       0.000     DI1_164_167_L_0
  23 D  0.6546      5.2461E-04   4.800       3.273       4.800       3.273            V-C   8466.      -4.400       0.000
1.000       1.000       3.273       0.000       0.000     DI1_164_167_L_0
  24 D   2.691      5.7884E-04   8.000       13.45       73.60       41.35          UL-RL  1.3546E+04  -4.600       0.000
1.000       1.000       13.45       0.000       0.000     DI1_164_167_L_0
```

25 D	3.652	6.3070E-04	11.20	18.26	76.80	42.99	UL-RL	1.3546E+04	-4.800	0.000	
1.000	1.000	18.26	0.000	0.000	DI1_164_167_L_0						
26 D	6.978	6.8040E-04	14.40	34.89	80.00	44.64	UL-RL	2.9156E+04	-5.000	0.000	
1.000	1.000	34.89	0.000	0.000	DI2_165_168_L_0						
27 D	9.178	7.2820E-04	17.60	45.89	83.20	46.28	UL-RL	2.9156E+04	-5.200	0.000	
1.000	1.000	45.89	0.000	0.000	DI2_165_168_L_0						
28 D	10.55	7.7434E-04	20.80	52.77	86.40	52.77	V-C	1.8222E+04	-5.400	0.000	
1.000	1.000	52.77	0.000	0.000	DI2_165_168_L_0						
29 D	11.53	8.1906E-04	24.00	57.64	89.60	57.64	V-C	1.8222E+04	-5.600	0.000	
1.000	1.000	57.64	0.000	0.000	DI2_165_168_L_0						
30 D	12.44	8.6258E-04	27.20	62.21	92.80	62.21	V-C	1.8222E+04	-5.800	0.000	
1.000	1.000	62.21	0.000	0.000	DI2_165_168_L_0						
31 D	13.33	9.0512E-04	30.40	66.66	96.00	66.66	V-C	1.8222E+04	-6.000	0.000	
1.000	1.000	66.66	0.000	0.000	DI2_165_168_L_0						
32 D	14.21	9.4687E-04	33.60	71.03	99.20	71.03	V-C	1.8222E+04	-6.200	0.000	
1.000	1.000	71.03	0.000	0.000	DI2_165_168_L_0						
33 D	15.06	9.8802E-04	36.80	75.32	102.4	75.32	V-C	1.8222E+04	-6.400	0.000	
1.000	1.000	75.32	0.000	0.000	DI2_165_168_L_0						
34 D	15.91	1.0287E-03	40.00	79.55	105.6	79.55	V-C	1.8222E+04	-6.600	0.000	
1.000	1.000	79.55	0.000	0.000	DI2_165_168_L_0						
35 D	16.75	1.0691E-03	43.20	83.74	108.8	83.74	V-C	1.8222E+04	-6.800	0.000	
1.000	1.000	83.74	0.000	0.000	DI2_165_168_L_0						
36 D	17.58	1.1093E-03	46.40	87.90	112.0	87.90	V-C	1.8222E+04	-7.000	0.000	
1.000	1.000	87.90	0.000	0.000	DI2_165_168_L_0						
37 D	18.41	1.1495E-03	49.60	92.03	115.2	92.03	V-C	1.8222E+04	-7.200	0.000	
1.000	1.000	92.03	0.000	0.000	DI2_165_168_L_0						
38 D	14.42	1.1895E-03	52.80	96.15	118.4	96.15	V-C	1.8222E+04	-7.400	0.000	
1.000	1.000	96.15	0.000	0.000	DI2_165_168_L_0						
39 D	4.910	1.2096E-03	54.40	98.20	120.0	98.20	V-C	1.8222E+04	-7.500	0.000	
1.000	1.000	98.20	0.000	0.000	DI2_165_168_L_0						

```
+-----------------------------------------------------------------------------------------------------------------------+
|                  PARATIEPLUS(TM)   NLS ENGINE RELEASE  2018.0    FULL VERSION  *Build date:Nov 13, 2017*              |
|                                                                                                                       |
|                                     NewProject.BaseDesignSection_28.A2M2R1_1213                                       |
|                                 Exe Time : 4 September 2018 18:01:32                                                  |
+-----------------------------------------------------------------------------------------------------------------------+
New Project


S T R E S S   R E S U L T S   F O R   G R O U P   N O.   3

WallElement_33                                                  :
ELEMENT TYPE    2 NO.OF ELEMENTS. IN THIS GROUP   38
C U R R E N T   T I M E   I S     5.0000

 WALL2D ELEMENT

   EL      TA          TB          MA          MB
-----------------------------------------------------
    1 -120.63      120.63    -2.33588E-12 -24.125
    2 -119.71      119.71      24.125     -48.067
    3 -116.28      116.28      48.067     -71.324
    4 -110.32      110.32      71.324     -93.388
    5 -101.80      101.80      93.388     -113.75
    6 -90.872      90.872      113.75     -131.92
    7 -80.280      80.280      131.92     -147.98
    8 -69.938      69.938      147.98     -161.97
    9 -59.779      59.779      161.97     -173.92
   10 -49.810      49.810      173.92     -183.88
   11 -40.034      40.034      183.88     -191.89
   12 -30.444      30.444      191.89     -197.98
   13 -21.033      21.033      197.98     -202.19
   14 -11.789      11.789      202.19     -204.54
   15 -2.6987      2.6987      204.54     -205.08
   16  6.2524     -6.2524      205.08     -203.83
   17  15.096     -15.096      203.83     -200.81
   18  23.832     -23.832      200.81     -196.05
   19  32.477     -32.477      196.05     -189.55
   20  41.047     -41.047      189.55     -181.34
   21  49.544     -49.544      181.34     -171.43
   22  57.653     -57.653      171.43     -159.90
   23  65.423     -65.423      159.90     -146.82
   24  71.142     -71.142      146.82     -132.59
   25  75.899     -75.899      132.59     -117.41
   26  75.680     -75.680      117.41     -102.27
   27  73.476     -73.476      102.27     -87.578
   28  70.112     -70.112      87.578     -73.556
   29  65.994     -65.994      73.556     -60.357
   30  61.181     -61.181      60.357     -48.121
   31  55.696     -55.696      48.121     -36.981
   32  49.561     -49.561      36.981     -27.069
   33  42.757     -42.757      27.069     -18.518
   34  35.364     -35.364      18.518     -11.445
   35  27.392     -27.392      11.445     -5.9666
   36  18.849     -18.849      5.9666     -2.1968
   37  9.7403     -9.7403      2.1968    -0.24875
   38  2.4874     -2.4874     0.24875     1.75406E-11
```

```
+-------------------------------------------------------------------------------------------------------------------------------+
|                   PARATIEPLUS(TM)   NLS ENGINE RELEASE  2018.0    FULL VERSION  *Build date:Nov 13, 2017*                    |
|                                                                                                                               |
|                                     NewProject.BaseDesignSection_28.A2M2R1_1213                                               |
|                                  Exe Time : 4 September 2018 18:01:32                                                         |
+-------------------------------------------------------------------------------------------------------------------------------+
New Project


S T R E S S    R E S U L T S    F O R    G R O U P    N O.    4

Tieback_175                                                  :
ELEMENT TYPE    6 NO.OF ELEMENTS. IN THIS GROUP    1
C U R R E N T    T I M E    I S      5.0000

 POST-TENSION 2D-BOUNDARY ELEMENT

         EL    FORCE          d0          EDISPL     pl. eps          K     -ve limit   +ve limit
-------------------------------------------------------------------------------------------------------
 ANCHOR    1   139.29     -1.77345E-03 -1.30580E-03   0.0000       1689.0       0.0000       0.0000     ELASTIC  ORIGINAL
YOUNG MODULUS

 ITER     0 RNORM = 0.000     RMNORM= 0.000
            RINORM=0.3241E+06 RIMNOR=0.1378E+07
            RENORM=0.1062E-02 REMNOR=0.1034E-19 RATIO =0.5724E-04 TOLER =0.1000E-03      CONVERGED !
            RFMAX = 120.6     RMMAX = 205.1
            RTSMAL=0.1000E-02 RMSMAL=0.1000E-02
            RDT   =0.3241E+06 RDR   =0.1378E+07
            RATIOT=0.5724E-04 RATIOR= 0.000
            MAX UN=0.3259E-01 IEQ=    65 NODE     33 DOF   1  Y-DISPL.F
            MIN UN=-.5554E-09 IEQ=    11 NODE      6 DOF   1  Y-DISPL.F
            NO. OF CONTACT CONSTRAINT VIOLATIONS     0


 ITER     1 RNORM = 0.000     RMNORM= 0.000
            RINORM=0.3241E+06 RIMNOR=0.1378E+07
            RENORM=0.1774E-04 REMNOR=0.2458E-19 RATIO =0.7399E-05 TOLER =0.1000E-03      CONVERGED !
            RFMAX = 120.6     RMMAX = 205.1
            RTSMAL=0.1000E-02 RMSMAL=0.1000E-02
            RDT   =0.3241E+06 RDR   =0.1378E+07
            RATIOT=0.7399E-05 RATIOR= 0.000
            MAX UN=0.1793E-02 IEQ=    65 NODE     33 DOF   1  Y-DISPL.F
            MIN UN=-.6103E-09 IEQ=     9 NODE      5 DOF   1  Y-DISPL.F
            NO. OF CONTACT CONSTRAINT VIOLATIONS     0


 ITER     2 RNORM = 0.000     RMNORM= 0.000
            RINORM=0.3241E+06 RIMNOR=0.1378E+07
            RENORM=0.1246E-16 REMNOR=0.2526E-19 RATIO =0.6201E-11 TOLER =0.1000E-03      CONVERGED !
            RFMAX = 120.6     RMMAX = 205.1
            RTSMAL=0.1000E-02 RMSMAL=0.1000E-02
            RDT   =0.3241E+06 RDR   =0.1378E+07
            RATIOT=0.6201E-11 RATIOR= 0.000
            MAX UN=0.1741E-08 IEQ=    75 NODE     38 DOF   1  Y-DISPL.F
            MIN UN=-.1578E-08 IEQ=    77 NODE     39 DOF   1  Y-DISPL.F
            NO. OF CONTACT CONSTRAINT VIOLATIONS     0
```

```
+-------------------------------------------------------------------------------------------------------------------------+
|                   PARATIEPLUS(TM)   NLS ENGINE RELEASE  2018.0    FULL VERSION  *Build date:Nov 13, 2017*               |
|                                                                                                                         |
|                                      NewProject.BaseDesignSection_28.A2M2R1_1213                                        |
|                                   Exe Time : 4 September 2018 18:01:32                                                  |
+-------------------------------------------------------------------------------------------------------------------------+
New Project
SOLUTION REACHED USING     2 ITERATIONS ON   40

P R I N T   O U T   F O R   T I M E   S T E P    6     ( AT TIME   6.000     )

PRINT OUT OF ACTIVE COMPONENTS (FIXED NODES ARE NOT PRINTED OUT)

          Y-DISPL.F        X-ROT. F
            (02)             (04)           (
    1  -1.4044769E-03   5.5143701E-04
    2  -1.2942547E-03   5.5045812E-04
    3  -1.1844236E-03   5.4752887E-04
    4  -1.0753708E-03   5.4268451E-04
    5  -9.6747243E-04   5.3600124E-04
    6  -8.6108510E-04   5.2759665E-04
    7  -7.5653800E-04   5.1762855E-04
    8  -6.5412628E-04   5.0627155E-04
    9  -5.5411065E-04   4.9369554E-04
   10  -4.5671824E-04   4.8006688E-04
   11  -3.6214319E-04   4.6554891E-04
   12  -2.7054728E-04   4.5030187E-04
   13  -1.8206056E-04   4.3448293E-04
   14  -9.6781956E-05   4.1824626E-04
   15  -1.4779814E-05   4.0174327E-04
   16   6.3907515E-05   3.8512273E-04
   17   1.3927157E-04   3.6853096E-04
   18   2.1133184E-04   3.5211253E-04
   19   2.8013764E-04   3.3601002E-04
   20   3.4576631E-04   3.2036448E-04
   21   4.0832291E-04   3.0531566E-04
   22   4.6794126E-04   2.9100191E-04
   23   5.2478166E-04   2.7755805E-04
   24   5.7903107E-04   2.6511294E-04
   25   6.3090072E-04   2.5377602E-04
   26   6.8062102E-04   2.4363229E-04
   27   7.2843540E-04   2.3471860E-04
   28   7.7458891E-04   2.2701518E-04
   29   8.1931915E-04   2.2047687E-04
   30   8.6285328E-04   2.1504294E-04
   31   9.0540512E-04   2.1064090E-04
   32   9.4717265E-04   2.0718717E-04
   33   9.8833671E-04   2.0458740E-04
   34   1.0290576E-03   2.0273687E-04
   35   1.0694737E-03   2.0152057E-04
   36   1.1096998E-03   2.0081377E-04
   37   1.1498241E-03   2.0048239E-04
   38   1.1899080E-03   2.0038312E-04
   39   1.2099466E-03   2.0037807E-04
```

```
+-------------------------------------------------------------------------------------------------------------------------------+
|                   PARATIEPLUS(TM)   NLS ENGINE RELEASE  2018.0    FULL VERSION  *Build date:Nov 13, 2017*                    |
|                                                                                                                               |
|                                      NewProject.BaseDesignSection_28.A2M2R1_1213                                              |
|                                    Exe Time : 4 September 2018 18:01:32                                                       |
+-------------------------------------------------------------------------------------------------------------------------------+
New Project


S T R E S S   R E S U L T S   F O R   G R O U P   N O.   1

0_L                                                              :
ELEMENT TYPE    5 NO.OF ELEMENTS. IN THIS GROUP   39
C U R R E N T   T I M E   I S      6.0000

 HARDENING 2D SOIL ELEMENT

 ****** TOTAL STRESS FORMULATION *****

  EL *   FORCE     DISPL-Y  VERTICAL-P  HORIZON.-P     MAX-V-P     MAX-H-P           STATE   STIFFNESS Z-LEVEL      PORE
E FACTOR    UFACTOR       Peq           Su_a         Su_p     LAYER
 ------------------------------------------------------------------------------------------------------------------------------
-------------------------------------------------------------------------------------------
   1 D  2.7467E-03  1.4045E-03  6.2962E-02  2.7467E-02  6.2962E-02   2.268          UL-RL  1.5008E+04   0.000       0.000
1.000       1.000      2.7467E-02   0.000       0.000     DI1_164_167_L_0
   2 D  0.9163      1.2943E-03   3.319       4.582       3.319       12.81         UL-RL  1.5008E+04 -0.2000       0.000
1.000       1.000       4.582       0.000       0.000     DI1_164_167_L_0
   3 D   3.426      1.1844E-03   6.786       17.13       6.786       25.39         UL-RL  1.5008E+04 -0.4000       0.000
1.000       1.000       17.13       0.000       0.000     DI1_164_167_L_0
   4 D   5.965      1.0754E-03   10.52       29.82       10.52       37.97         UL-RL  1.5008E+04 -0.6000       0.000
1.000       1.000       29.82       0.000       0.000     DI1_164_167_L_0
   5 D   8.524      9.6747E-04   14.46       42.62       14.46       50.56         UL-RL  1.5008E+04 -0.8000       0.000
1.000       1.000       42.62       0.000       0.000     DI1_164_167_L_0
   6 D   10.92      8.6109E-04   18.47       54.62       18.47       62.32         UL-RL  1.5008E+04  -1.000       0.000
1.000       1.000       54.62       0.000       0.000     DI1_164_167_L_0
   7 D   10.59      7.5654E-04   22.49       52.96       22.49       60.41         UL-RL  1.5008E+04  -1.200       0.000
1.000       1.000       52.96       0.000       0.000     DI1_164_167_L_0
   8 D   10.34      6.5413E-04   26.58       51.71       26.58       58.87         UL-RL  1.5008E+04  -1.400       0.000
1.000       1.000       51.71       0.000       0.000     DI1_164_167_L_0
   9 D   10.16      5.5411E-04   31.19       50.80       31.19       57.41         UL-RL  1.5008E+04  -1.600       0.000
1.000       1.000       50.80       0.000       0.000     DI1_164_167_L_0
  10 D   9.968      4.5672E-04   35.55       49.84       35.55       56.03         UL-RL  1.5008E+04  -1.800       0.000
1.000       1.000       49.84       0.000       0.000     DI1_164_167_L_0
  11 D   9.777      3.6214E-04   39.73       48.88       39.73       54.74         UL-RL  1.5008E+04  -2.000       0.000
1.000       1.000       48.88       0.000       0.000     DI1_164_167_L_0
  12 D   9.590      2.7055E-04   43.76       47.95       43.76       53.54         UL-RL  1.5008E+04  -2.200       0.000
1.000       1.000       47.95       0.000       0.000     DI1_164_167_L_0
  13 D   9.411      1.8206E-04   47.68       47.06       47.68       52.44         UL-RL  1.5008E+04  -2.400       0.000
1.000       1.000       47.06       0.000       0.000     DI1_164_167_L_0
  14 D   9.244      9.6782E-05   51.52       46.22       51.52       51.43         UL-RL  1.5008E+04  -2.600       0.000
1.000       1.000       46.22       0.000       0.000     DI1_164_167_L_0
  15 D   9.090      1.4780E-05   55.28       45.45       55.28       50.53         UL-RL  1.5008E+04  -2.800       0.000
1.000       1.000       45.45       0.000       0.000     DI1_164_167_L_0
  16 D   8.951     -6.3908E-05   58.98       44.75       58.98       49.72         UL-RL  1.5008E+04  -3.000       0.000
1.000       1.000       44.75       0.000       0.000     DI1_164_167_L_0
  17 D   8.844     -1.3927E-04   62.79       44.22       62.79       49.01         UL-RL  1.5008E+04  -3.200       0.000
1.000       1.000       44.22       0.000       0.000     DI1_164_167_L_0
  18 D   8.736     -2.1133E-04   66.39       43.68       66.39       48.39         UL-RL  1.5008E+04  -3.400       0.000
1.000       1.000       43.68       0.000       0.000     DI1_164_167_L_0
  19 D   8.645     -2.8014E-04   69.96       43.22       69.96       47.87         UL-RL  1.5008E+04  -3.600       0.000
1.000       1.000       43.22       0.000       0.000     DI1_164_167_L_0
  20 D   8.569     -3.4577E-04   73.50       42.85       73.50       47.46         UL-RL  1.5008E+04  -3.800       0.000
1.000       1.000       42.85       0.000       0.000     DI1_164_167_L_0
  21 D   8.496     -4.0832E-04   76.89       42.48       76.89       47.13         UL-RL  1.5008E+04  -4.000       0.000
1.000       1.000       42.48       0.000       0.000     DI1_164_167_L_0
  22 D   8.453     -4.6794E-04   80.39       42.26       80.39       46.89         UL-RL  1.5008E+04  -4.200       0.000
1.000       1.000       42.26       0.000       0.000     DI1_164_167_L_0
  23 D   8.424     -5.2478E-04   83.87       42.12       83.87       46.73         UL-RL  1.5008E+04  -4.400       0.000
1.000       1.000       42.12       0.000       0.000     DI1_164_167_L_0
  24 D   8.410     -5.7903E-04   87.33       42.05       87.33       46.65         UL-RL  1.5008E+04  -4.600       0.000
1.000       1.000       42.05       0.000       0.000     DI1_164_167_L_0
```

```
  25 D   8.408     -6.3090E-04   90.78       42.04       90.78       46.63          UL-RL  1.5008E+04  -4.800       0.000
1.000       1.000       42.04       0.000       0.000     DI1_164_167_L_0
  26 D   6.759     -6.8062E-04   94.22       33.79       94.22       49.50         ACTIVE   0.000      -5.000       0.000
1.000       1.000       33.79       0.000       0.000     DI2_165_168_L_0
  27 D   6.974     -7.2844E-04   97.14       34.87       97.14       48.04         ACTIVE   0.000      -5.200       0.000
1.000       1.000       34.87       0.000       0.000     DI2_165_168_L_0
  28 D   7.191     -7.7459E-04   100.1       35.96       100.1       47.91         ACTIVE   0.000      -5.400       0.000
1.000       1.000       35.96       0.000       0.000     DI2_165_168_L_0
  29 D   7.409     -8.1932E-04   103.0       37.05       103.0       49.54         ACTIVE   0.000      -5.600       0.000
1.000       1.000       37.05       0.000       0.000     DI2_165_168_L_0
  30 D   7.628     -8.6285E-04   106.0       38.14       106.0       51.17         ACTIVE   0.000      -5.800       0.000
1.000       1.000       38.14       0.000       0.000     DI2_165_168_L_0
  31 D   7.848     -9.0541E-04   109.0       39.24       109.0       52.79         ACTIVE   0.000      -6.000       0.000
1.000       1.000       39.24       0.000       0.000     DI2_165_168_L_0
  32 D   8.070     -9.4717E-04   112.0       40.35       112.0       54.41         ACTIVE   0.000      -6.200       0.000
1.000       1.000       40.35       0.000       0.000     DI2_165_168_L_0
  33 D   8.292     -9.8834E-04   115.0       41.46       115.0       56.03         ACTIVE   0.000      -6.400       0.000
1.000       1.000       41.46       0.000       0.000     DI2_165_168_L_0
  34 D   8.515     -1.0291E-03   118.0       42.57       118.0       57.65          UL-RL  3.5824E+04  -6.600       0.000
1.000       1.000       42.57       0.000       0.000     DI2_165_168_L_0
  35 D   8.774     -1.0695E-03   121.0       43.87       121.0       59.26          UL-RL  3.5824E+04  -6.800       0.000
1.000       1.000       43.87       0.000       0.000     DI2_165_168_L_0
  36 D   9.034     -1.1097E-03   124.1       45.17       124.1       60.87          UL-RL  3.5824E+04  -7.000       0.000
1.000       1.000       45.17       0.000       0.000     DI2_165_168_L_0
  37 D   9.295     -1.1498E-03   127.1       46.47       127.1       62.47          UL-RL  3.5824E+04  -7.200       0.000
1.000       1.000       46.47       0.000       0.000     DI2_165_168_L_0
  38 D   7.168     -1.1899E-03   130.2       47.78       130.2       64.08          UL-RL  3.5824E+04  -7.400       0.000
1.000       1.000       47.78       0.000       0.000     DI2_165_168_L_0
  39 D   2.422     -1.2099E-03   131.7       48.44       131.7       64.88          UL-RL  3.5824E+04  -7.500       0.000
1.000       1.000       48.44       0.000       0.000     DI2_165_168_L_0
```

```
+-----------------------------------------------------------------------------------------------------------------------+
|                  PARATIEPLUS(TM)   NLS ENGINE RELEASE  2018.0    FULL VERSION  *Build date:Nov 13, 2017*              |
|                                                                                                                       |
|                                    NewProject.BaseDesignSection_28.A2M2R1_1213                                        |
|                                 Exe Time : 4 September 2018 18:01:32                                                  |
+-----------------------------------------------------------------------------------------------------------------------+
New Project


S T R E S S   R E S U L T S   F O R   G R O U P   N O.   2

0_R                                                                  :
ELEMENT TYPE    5 NO.OF ELEMENTS. IN THIS GROUP   39
C U R R E N T   T I M E   I S     6.0000

 HARDENING 2D SOIL ELEMENT

 ****** TOTAL STRESS FORMULATION *****

 EL *   FORCE     DISPL-Y  VERTICAL-P  HORIZON.-P     MAX-V-P     MAX-H-P          STATE   STIFFNESS Z-LEVEL      PORE
E FACTOR    UFACTOR       Peq          Su_a        Su_p     LAYER
 ---------------------------------------------------------------------------------------------------------------------------
-----------------------------------------------------------------------------------------------
   1     0.000         --          --          --          --          --          REMOVED     --        0.000       0.000
1.000       1.000       0.000       0.000       0.000     not available
   2     0.000         --          --          --          --          --          REMOVED     --      -0.2000       0.000
1.000       1.000       0.000       0.000       0.000     not available
   3     0.000         --          --          --          --          --          REMOVED     --      -0.4000       0.000
1.000       1.000       0.000       0.000       0.000     not available
   4     0.000         --          --          --          --          --          REMOVED     --      -0.6000       0.000
1.000       1.000       0.000       0.000       0.000     not available
   5     0.000         --          --          --          --          --          REMOVED     --      -0.8000       0.000
1.000       1.000       0.000       0.000       0.000     not available
   6     0.000         --          --          --          --          --          REMOVED     --       -1.000       0.000
1.000       1.000       0.000       0.000       0.000     not available
   7     0.000         --          --          --          --          --          REMOVED     --       -1.200       0.000
1.000       1.000       0.000       0.000       0.000     not available
   8     0.000         --          --          --          --          --          REMOVED     --       -1.400       0.000
1.000       1.000       0.000       0.000       0.000     not available
   9     0.000         --          --          --          --          --          REMOVED     --       -1.600       0.000
1.000       1.000       0.000       0.000       0.000     not available
  10     0.000         --          --          --          --          --          REMOVED     --       -1.800       0.000
1.000       1.000       0.000       0.000       0.000     not available
  11     0.000         --          --          --          --          --          REMOVED     --       -2.000       0.000
1.000       1.000       0.000       0.000       0.000     not available
  12     0.000         --          --          --          --          --          REMOVED     --       -2.200       0.000
1.000       1.000       0.000       0.000       0.000     not available
  13     0.000         --          --          --          --          --          REMOVED     --       -2.400       0.000
1.000       1.000       0.000       0.000       0.000     not available
  14     0.000         --          --          --          --          --          REMOVED     --       -2.600       0.000
1.000       1.000       0.000       0.000       0.000     not available
  15     0.000         --          --          --          --          --          REMOVED     --       -2.800       0.000
1.000       1.000       0.000       0.000       0.000     not available
  16     0.000         --          --          --          --          --          REMOVED     --       -3.000       0.000
1.000       1.000       0.000       0.000       0.000     not available
  17     0.000         --          --          --          --          --          REMOVED     --       -3.200       0.000
1.000       1.000       0.000       0.000       0.000     not available
  18     0.000         --          --          --          --          --          REMOVED     --       -3.400       0.000
1.000       1.000       0.000       0.000       0.000     not available
  19     0.000         --          --          --          --          --          REMOVED     --       -3.600       0.000
1.000       1.000       0.000       0.000       0.000     not available
  20     0.000         --          --          --          --          --          REMOVED     --       -3.800       0.000
1.000       1.000       0.000       0.000       0.000     not available
  21     0.000         --          --          --          --          --          REMOVED     --       -4.000       0.000
1.000       1.000       0.000       0.000       0.000     not available
  22 D  0.3444      4.6794E-04   1.600       1.722       1.600       1.722            V-C   8466.      -4.200       0.000
1.000       1.000       1.722       0.000       0.000     DI1_164_167_L_0
  23 D  0.6549      5.2478E-04   4.800       3.275       4.800       3.275            V-C   8466.      -4.400       0.000
1.000       1.000       3.275       0.000       0.000     DI1_164_167_L_0
  24 D   2.691      5.7903E-04   8.000       13.46       73.60       41.35          UL-RL  1.3546E+04  -4.600       0.000
1.000       1.000       13.46       0.000       0.000     DI1_164_167_L_0
```

```
  25 D   3.653      6.3090E-04   11.20       18.26       76.80       42.99          UL-RL  1.3546E+04  -4.800       0.000
1.000       1.000       18.26       0.000       0.000     DI1_164_167_L_0
  26 D   6.979      6.8062E-04   14.40       34.90       80.00       44.64          UL-RL  2.9156E+04  -5.000       0.000
1.000       1.000       34.90       0.000       0.000     DI2_165_168_L_0
  27 D   9.180      7.2844E-04   17.60       45.90       83.20       46.28          UL-RL  2.9156E+04  -5.200       0.000
1.000       1.000       45.90       0.000       0.000     DI2_165_168_L_0
  28 D   10.56      7.7459E-04   20.80       52.78       86.40       52.78            V-C  1.8222E+04  -5.400       0.000
1.000       1.000       52.78       0.000       0.000     DI2_165_168_L_0
  29 D   11.53      8.1932E-04   24.00       57.64       89.60       57.64            V-C  1.8222E+04  -5.600       0.000
1.000       1.000       57.64       0.000       0.000     DI2_165_168_L_0
  30 D   12.44      8.6285E-04   27.20       62.21       92.80       62.21            V-C  1.8222E+04  -5.800       0.000
1.000       1.000       62.21       0.000       0.000     DI2_165_168_L_0
  31 D   13.33      9.0541E-04   30.40       66.67       96.00       66.67            V-C  1.8222E+04  -6.000       0.000
1.000       1.000       66.67       0.000       0.000     DI2_165_168_L_0
  32 D   14.21      9.4717E-04   33.60       71.03       99.20       71.03            V-C  1.8222E+04  -6.200       0.000
1.000       1.000       71.03       0.000       0.000     DI2_165_168_L_0
  33 D   15.06      9.8834E-04   36.80       75.32       102.4       75.32            V-C  1.8222E+04  -6.400       0.000
1.000       1.000       75.32       0.000       0.000     DI2_165_168_L_0
  34 D   15.91      1.0291E-03   40.00       79.55       105.6       79.55            V-C  1.8222E+04  -6.600       0.000
1.000       1.000       79.55       0.000       0.000     DI2_165_168_L_0
  35 D   16.75      1.0695E-03   43.20       83.75       108.8       83.75            V-C  1.8222E+04  -6.800       0.000
1.000       1.000       83.75       0.000       0.000     DI2_165_168_L_0
  36 D   17.58      1.1097E-03   46.40       87.90       112.0       87.90            V-C  1.8222E+04  -7.000       0.000
1.000       1.000       87.90       0.000       0.000     DI2_165_168_L_0
  37 D   18.41      1.1498E-03   49.60       92.04       115.2       92.04            V-C  1.8222E+04  -7.200       0.000
1.000       1.000       92.04       0.000       0.000     DI2_165_168_L_0
  38 D   14.42      1.1899E-03   52.80       96.16       118.4       96.16            V-C  1.8222E+04  -7.400       0.000
1.000       1.000       96.16       0.000       0.000     DI2_165_168_L_0
  39 D   4.910      1.2099E-03   54.40       98.21       120.0       98.21            V-C  1.8222E+04  -7.500       0.000
1.000       1.000       98.21       0.000       0.000     DI2_165_168_L_0
```

```
+-------------------------------------------------------------------------------------------------------------------------+
|                   PARATIEPLUS(TM)   NLS ENGINE RELEASE  2018.0    FULL VERSION  *Build date:Nov 13, 2017*              |
|                                                                                                                         |
|                                     NewProject.BaseDesignSection_28.A2M2R1_1213                                         |
|                                  Exe Time : 4 September 2018 18:01:32                                                   |
+-------------------------------------------------------------------------------------------------------------------------+
New Project


S T R E S S   R E S U L T S   F O R   G R O U P   N O.   3

WallElement_33                                                :
ELEMENT TYPE    2 NO.OF ELEMENTS. IN THIS GROUP   38
C U R R E N T   T I M E   I S     6.0000

 WALL2D ELEMENT

   EL      TA          TB          MA          MB
-------------------------------------------------------
    1 -120.63      120.63     6.98095E-11 -24.125
    2 -119.71      119.71      24.125     -48.067
    3 -116.28      116.28      48.067     -71.324
    4 -110.32      110.32      71.324     -93.387
    5 -101.79      101.79      93.387     -113.75
    6 -90.870      90.870      113.75     -131.92
    7 -80.279      80.279      131.92     -147.98
    8 -69.937      69.937      147.98     -161.96
    9 -59.777      59.777      161.96     -173.92
   10 -49.809      49.809      173.92     -183.88
   11 -40.032      40.032      183.88     -191.89
   12 -30.442      30.442      191.89     -197.98
   13 -21.031      21.031      197.98     -202.18
   14 -11.788      11.788      202.18     -204.54
   15 -2.6976      2.6976      204.54     -205.08
   16  6.2532     -6.2532      205.08     -203.83
   17  15.097     -15.097      203.83     -200.81
   18  23.833     -23.833      200.81     -196.04
   19  32.477     -32.477      196.04     -189.55
   20  41.046     -41.046      189.55     -181.34
   21  49.543     -49.543      181.34     -171.43
   22  57.651     -57.651      171.43     -159.90
   23  65.420     -65.420      159.90     -146.81
   24  71.139     -71.139      146.81     -132.59
   25  75.894     -75.894      132.59     -117.41
   26  75.674     -75.674      117.41     -102.27
   27  73.469     -73.469      102.27     -87.580
   28  70.104     -70.104      87.580     -73.559
   29  65.985     -65.985      73.559     -60.362
   30  61.170     -61.170      60.362     -48.128
   31  55.685     -55.685      48.128     -36.991
   32  49.548     -49.548      36.991     -27.081
   33  42.776     -42.776      27.081     -18.526
   34  35.380     -35.380      18.526     -11.450
   35  27.404     -27.404      11.450     -5.9692
   36  18.857     -18.857      5.9692     -2.1977
   37  9.7444     -9.7444      2.1977    -0.24885
   38  2.4885     -2.4885     0.24885    -7.88614E-11
```

```
+-------------------------------------------------------------------------------------------------------------------------------+
|                   PARATIEPLUS(TM)   NLS ENGINE RELEASE  2018.0    FULL VERSION  *Build date:Nov 13, 2017*                    |
|                                                                                                                               |
|                                     NewProject.BaseDesignSection_28.A2M2R1_1213                                               |
|                                  Exe Time : 4 September 2018 18:01:32                                                         |
+-------------------------------------------------------------------------------------------------------------------------------+
New Project


S T R E S S    R E S U L T S    F O R    G R O U P    N O.    4

Tieback_175                                                 :
ELEMENT TYPE    6 NO.OF ELEMENTS. IN THIS GROUP    1
C U R R E N T    T I M E    I S      6.0000

 POST-TENSION 2D-BOUNDARY ELEMENT

         EL    FORCE          d0          EDISPL     pl. eps          K     -ve limit   +ve limit
-------------------------------------------------------------------------------------------------------------
 ANCHOR    1   139.29     -1.77345E-03 -1.30590E-03   0.0000       1689.0       0.0000       0.0000     ELASTIC  ORIGINAL
YOUNG MODULUS
```

```
+-----------------------------------------------------------------------------------------------------------------------+
|                  PARATIEPLUS(TM)   NLS ENGINE RELEASE  2018.0    FULL VERSION  *Build date:Nov 13, 2017*              |
|                                                                                                                       |
|                                    NewProject.BaseDesignSection_28.A2M2R1_1213                                        |
|                                 Exe Time : 4 September 2018 18:01:32                                                  |
+-----------------------------------------------------------------------------------------------------------------------+


    F I N A L   I N C R E M E N T A L   A N A L Y S I S

                    S U M M A R Y

    STEP                                   NO. OF ITERATIONS

       1          CONVERGENCE :YES                        2
       2          CONVERGENCE :YES                        4
       3          CONVERGENCE :YES                        6
       4          CONVERGENCE :YES                        5
       5          CONVERGENCE :YES                        3
       6          CONVERGENCE :YES                        2


 END OF PROCESS FOR PROBLEM
New Project
NONLINEAR SOLUTION CPU TIME ....    0.08 [sec]
DATABASE  CREATION CPU TIME.....    0.28 [sec]
```

Design Assumption : SISMICA STR - File di Paratie - File di input (.d)

```
* PARATIE ANALYSIS FOR DESIGN SECTION:Base Design Section USING ASSUMPTION: SISMICA STR
 * Time:martedì 4 settembre 2018 18:01:32
 * 1: Defining general settings
 UNIT  m kN
 TITLE New Project
 DELTA 0.2
 option param itemax 40
 option control hinges 0 0.0001 0.001

 * 2: Defining wall(s)
 WALL LeftWall_32 0 -7.5 0 1

 * 3: Defining surfaces for wall(s)
 SOIL 0_L LeftWall_32 -7.5 0 1 0
 SOIL 0_R LeftWall_32 -7.5 0 2 180

 * 4: Defining soil layers
 *
 * Soil Profile (Rilevato_2_8_L_0)
 *
 LDATA Rilevato_2_8_L_0 3 LeftWall_32
 ATREST 0.5 0.5 1
 WEIGHT 19 10 10
 PERMEABILITY 0.0001
 RESISTANCE 0 38 0 0 0
 YOUNG 1.5E+04 4.5E+04
 ENDL
 *
 * Soil Profile (DI1_164_167_L_0)
 *
 LDATA DI1_164_167_L_0 0 LeftWall_32
 ATREST 0.5 0.5 1
 WEIGHT 16 6 10
 PERMEABILITY 1E-05
 RESISTANCE 0 30 0 0 0
 YOUNG 3E+04 4.8E+04
 ENDL
 *
 * Soil Profile (DI2_165_168_L_0)
 *
 LDATA DI2_165_168_L_0 -5 LeftWall_32
 ATREST 0.5 0.5 1
 WEIGHT 16 6 10
 PERMEABILITY 1E-05
 RESISTANCE 1 33 0 0 0
 YOUNG 6.8E+04 1.088E+05
 ENDL

 * 5: Defining structural materials
 * Steel material: 108 Name=Fe360 E=206000200 kPa
 MATERIAL Fe360_108 2.06E+08
 * Concrete material: 104 Name=C25/30 E=31475800 kPa
 MATERIAL C2530_104 3.148E+07
 * Rebar material: 124 Name=acciaio armonico E=200100000 kPa
 MATERIAL acciaioarmonico_124 2.001E+08
 * Concrete material: 103 Name=C20/25 E=29962000 kPa
 MATERIAL C2025_103 2.996E+07

 * 6: Defining structural elements
 * 6.1: Beams and combined Wall Elements
 BEAM WallElement_33 LeftWall_32 -7.5 0 C2530_104 0.9794 00 00 0


 * 6.2: Supports
 WIRE Tieback_175 LeftWall_32 0 acciaioarmonico_124 8.441E-06 138.5 30 0 0
```

```
* 6.3: Strips
STRIP LeftWall_32 5 6 1 4 0 20 45
STRIP LeftWall_32 1 6 11.5 18.5 2.7 20 45

* 7: Defining Steps
STEP Stage1_31
CHANGE Rilevato_2_8_L_0 U-FRICT=38 LeftWall_32
CHANGE Rilevato_2_8_L_0 D-FRICT=38 LeftWall_32
CHANGE Rilevato_2_8_L_0 U-KA=0.238 LeftWall_32
CHANGE Rilevato_2_8_L_0 U-KP=7.232 LeftWall_32
CHANGE Rilevato_2_8_L_0 D-KA=0.238 LeftWall_32
CHANGE Rilevato_2_8_L_0 D-KP=7.232 LeftWall_32
CHANGE DI1_164_167_L_0 U-FRICT=30 LeftWall_32
CHANGE DI1_164_167_L_0 D-FRICT=30 LeftWall_32
CHANGE DI1_164_167_L_0 U-KA=0.333 LeftWall_32
CHANGE DI1_164_167_L_0 U-KP=5.425 LeftWall_32
CHANGE DI1_164_167_L_0 D-KA=0.333 LeftWall_32
CHANGE DI1_164_167_L_0 D-KP=4.288 LeftWall_32
CHANGE DI2_165_168_L_0 U-FRICT=33 LeftWall_32
CHANGE DI2_165_168_L_0 D-FRICT=33 LeftWall_32
CHANGE DI2_165_168_L_0 U-KA=0.295 LeftWall_32
CHANGE DI2_165_168_L_0 U-KP=6.716 LeftWall_32
CHANGE DI2_165_168_L_0 D-KA=0.295 LeftWall_32
CHANGE DI2_165_168_L_0 D-KP=5.16 LeftWall_32
CHANGE Rilevato_2_8_L_0 U-COHE=0 LeftWall_32
CHANGE Rilevato_2_8_L_0 U-ADHES=0 LeftWall_32
CHANGE Rilevato_2_8_L_0 D-COHE=0 LeftWall_32
CHANGE Rilevato_2_8_L_0 D-ADHES=0 LeftWall_32
CHANGE DI1_164_167_L_0 U-COHE=0 LeftWall_32
CHANGE DI1_164_167_L_0 U-ADHES=0 LeftWall_32
CHANGE DI1_164_167_L_0 D-COHE=0 LeftWall_32
CHANGE DI1_164_167_L_0 D-ADHES=0 LeftWall_32
CHANGE DI2_165_168_L_0 U-COHE=1 LeftWall_32
CHANGE DI2_165_168_L_0 U-ADHES=0 LeftWall_32
CHANGE DI2_165_168_L_0 D-COHE=1 LeftWall_32
CHANGE DI2_165_168_L_0 D-ADHES=0 LeftWall_32
SETWALL LeftWall_32
GEOM 0 0
WATER -18 0 -7.5 0 0
ADD WallElement_33
ENDSTEP

STEP Stage2_183
SETWALL LeftWall_32
GEOM 0 -1
WATER -18 0 -7.5 0 0
ENDSTEP

STEP Stage3_283
SETWALL LeftWall_32
GEOM 0 -1
WATER -18 0 -7.5 0 0
ADD Tieback_175
ENDSTEP

STEP Stage4_383
SETWALL LeftWall_32
GEOM 0 -4.6
WATER -18 0 -7.5 0 0
ENDSTEP

STEP Stage5_744
SETWALL LeftWall_32
GEOM 0 -4.1
WATER -18 0 -7.5 0 0
ENDSTEP

STEP Stage6_2841
SETWALL LeftWall_32
GEOM 0 -4.1
WATER -18 0 -7.5 0 0
```

```
CHANGE Rilevato_2_8_L_0 U-KAED=0.5012 LeftWall_32
CHANGE Rilevato_2_8_L_0 U-KAEW=0.9178 LeftWall_32
CHANGE Rilevato_2_8_L_0 U-KPED=6.81 LeftWall_32
CHANGE Rilevato_2_8_L_0 U-KPEW=4.494 LeftWall_32
CHANGE Rilevato_2_8_L_0 D-KAED=0.4503 LeftWall_32
CHANGE Rilevato_2_8_L_0 D-KAEW=1.409 LeftWall_32
CHANGE Rilevato_2_8_L_0 D-KPED=4.152 LeftWall_32
CHANGE Rilevato_2_8_L_0 D-KPEW=0.8263 LeftWall_32
CHANGE DI1_164_167_L_0 U-KAED=0.6631 LeftWall_32
CHANGE DI1_164_167_L_0 U-KAEW=1.865 LeftWall_32
CHANGE DI1_164_167_L_0 U-KPED=5.411 LeftWall_32
CHANGE DI1_164_167_L_0 U-KPEW=2.343 LeftWall_32
CHANGE DI1_164_167_L_0 D-KAED=0.6024 LeftWall_32
CHANGE DI1_164_167_L_0 D-KAEW=1.682 LeftWall_32
CHANGE DI1_164_167_L_0 D-KPED=2.205 LeftWall_32
CHANGE DI1_164_167_L_0 D-KPEW=0.8263 LeftWall_32
CHANGE DI2_165_168_L_0 U-KAED=0.5974 LeftWall_32
CHANGE DI2_165_168_L_0 U-KAEW=1.888 LeftWall_32
CHANGE DI2_165_168_L_0 U-KPED=6.79 LeftWall_32
CHANGE DI2_165_168_L_0 U-KPEW=3.661 LeftWall_32
CHANGE DI2_165_168_L_0 D-KAED=0.5379 LeftWall_32
CHANGE DI2_165_168_L_0 D-KAEW=1.735 LeftWall_32
CHANGE DI2_165_168_L_0 D-KPED=2.789 LeftWall_32
CHANGE DI2_165_168_L_0 D-KPEW=0.8263 LeftWall_32
EQK 0.3474 0.1737 -0.1737 0 0.5 0 0.5 0 0
WOOD 22.79 22.79 -4.1 0
* Include pressure contribution from wall: LeftWall_32
* Include wall contribution
DLOAD step LeftWall_32 -4.1 7.556 0 7.556
ENDSTEP
```

Design Assumption : SISMICA STR - File di Paratie - File di output (.out)

```
+-------------------------------------------------------------------------------------------------------------------------+
|                   PARATIEPLUS(TM)   NLS ENGINE RELEASE  2018.0    FULL VERSION  *Build date:Nov 13, 2017*               |
|                                                                                                                         |
|                                    NewProject.BaseDesignSection_28.SISMICASTR_1243                                      |
|                                   Exe Time : 4 September 2018 18:01:32                                                  |
+-------------------------------------------------------------------------------------------------------------------------+

                  ************************************************************
                  *                                                          *
                  *  PARATIE PLUS Non-Linear Spring Engine                   *
                  *                                                          *
                  *          AN ELASTOPLASTIC FINITE ELEMENT PROGRAM         *
                  *          FOR FLEXIBLE EARTH-RETAINING STRUCTURES         *
                  *                                                          *
                  *          Written by Ce.A.S. s.r.l. (ITALY)               *
                  *          with the scientific supervision of              *
                  *          Roberto Nova - full professor SOIL MECHANICS    *
                  *          at Politecnico di Milano (ITALY)                *
                  *                                                          *
                  ************************************************************
                  *                                                          *
                  *  RELEASE   2018.0     *Build date:Nov 13, 2017*    *     *
                  *                                                          *
                  *                                                          *
                  *  Ce.A.S.     S.R.L   CENTRO DI ANALISI STRUTTURALE       *
                  *              VIALE   GIUSTINIANO 10                      *
                  *              20129   M I L A N O  (ITALIA)               *
                  *  TEL.        +39 02 2020221                              *
                  *                                                          *
                  *  email       bruno.becci@ceas.it                         *
                  *  Web Page    www.ceas.it     www.paratieplus.com         *
                  ************************************************************
```

```
 JOB : NewProject.BaseDesignSection_28.SISMICASTR_1243
 STARTING
ACCEPTED   <FILE,GENW                                                    >
ACCEPTED   <FILE,PLOTTER,BINARY                                          >
ACCEPTED   <SOLVE TOTAL_STRESS                                           >
ACCEPTED   <PARAM ITEMAX 40                                              >
ACCEPTED   <CONTROL HINGES 0 0.0001 0.001                                >


                ************************************************************
                *                                                          *
                *  WARNING : PORE PRESSURES ARE AUTOMATICALLY COMPUTED     *
                *    BY THE PROGRAM.                                       *
                ************************************************************

PRELIMINARY OPERATIONS CPU TIME     0.00 [sec]
```

```
+-------------------------------------------------------------------------------------------------------------------------+
|                   PARATIEPLUS(TM)   NLS ENGINE RELEASE  2018.0    FULL VERSION  *Build date:Nov 13, 2017*              |
|                                                                                                                         |
|                                    NewProject.BaseDesignSection_28.SISMICASTR_1243                                      |
|                                   Exe Time : 4 September 2018 18:01:32                                                  |
+-------------------------------------------------------------------------------------------------------------------------+


INPUT FILE HAS BEEN GENERATED BY WALGEN PROGRAM


New Project


NO. OF NODAL POINTS (NUMNP) ...................   39
NO. OF COORDINATES  (NCOORD)...................    2
NO. OF NODE DOFS    (NDOF).....................    2
NO. OF EQUATIONS    (NEQ)......................   78
NO. OF CONSTRAINTS CARDS (NVINC)...............    0
NO. OF ELEMENT GROUPS (NEG)....................    4
NO. OF SOLUTION STEPS (NSTE)...................    6
NO. OF ELEMENT SETS ATTACHED TO SLAVE NODES ...    0
NO. OF RECORD FROM WALGEN .....................  126
NO. OF LONG NAMES (LASTNAME) ..................   24
LENGTH UNIT CHOICE ............................    3 (M   )
FORCE  UNIT CHOICE ............................    3 (KN  )
MAX PORE PRESSURE TABLE LENGTH.................    1
NO. OF ELEMENT GROUPS REQUIRING ADD. SLIP DOF .    0


IDOFA (01) =  2  Y-DISPL.F
IDOFA (02) =  4   X-ROT. F

 RELEVANT ITEMS UNITS

 STRESSES                  kPa
 Y-DISPLACEMENTS           m
 ROTATIONS                 RADIANS
 BEAM AND SLAB MOMENTS     kN*m/m
 BEAM SHEAR FORCES         kN/m
 ANCHOR FORCES             kN/m
 AXIAL FORCES IN TRUSSES   kN/m
 AXIAL FORCES SPRINGS      kN/m
 Y-REACTIONS               kN/m
 X-MOMENT REACTIONS        kN*m/m
 ETC.
```

```
+-----------------------------------------------------------------------------------------------------------------------+
|                  PARATIEPLUS(TM)   NLS ENGINE RELEASE  2018.0    FULL VERSION  *Build date:Nov 13, 2017*              |
|                                                                                                                       |
|                                  NewProject.BaseDesignSection_28.SISMICASTR_1243                                      |
|                                 Exe Time : 4 September 2018 18:01:32                                                  |
+-----------------------------------------------------------------------------------------------------------------------+
                  P R E P R O C E S S O R    D A T A

                  N O.  O F   C O M M A N D S   126

   1 : UNIT  m kN
   2 : TITLE New Project
   3 : DELTA 0.2
   4 : option param itemax 40
   5 : option control hinges 0 0.0001 0.001
   6 : WALL LeftWall_32 0 -7.5 0 1
   7 : SOIL 0_L LeftWall_32 -7.5 0 1 0
   8 : SOIL 0_R LeftWall_32 -7.5 0 2 180
   9 : LDATA Rilevato_2_8_L_0 3 LeftWall_32
  10 : ATREST 0.5 0.5 1
  11 : WEIGHT 19 10 10
  12 : PERMEABILITY 0.0001
  13 : RESISTANCE 0 38 0 0 0
  14 : YOUNG 1.5E+04 4.5E+04
  15 : ENDL
  16 : LDATA DI1_164_167_L_0 0 LeftWall_32
  17 : ATREST 0.5 0.5 1
  18 : WEIGHT 16 6 10
  19 : PERMEABILITY 1E-05
  20 : RESISTANCE 0 30 0 0 0
  21 : YOUNG 3E+04 4.8E+04
  22 : ENDL
  23 : LDATA DI2_165_168_L_0 -5 LeftWall_32
  24 : ATREST 0.5 0.5 1
  25 : WEIGHT 16 6 10
  26 : PERMEABILITY 1E-05
  27 : RESISTANCE 1 33 0 0 0
  28 : YOUNG 6.8E+04 1.088E+05
  29 : ENDL
  30 : MATERIAL Fe360_108 2.06E+08
  31 : MATERIAL C2530_104 3.148E+07
  32 : MATERIAL acciaioarmonico_124 2.001E+08
  33 : MATERIAL C2025_103 2.996E+07
  34 : BEAM WallElement_33 LeftWall_32 -7.5 0 C2530_104 0.9794 00 00 0
  35 : WIRE Tieback_175 LeftWall_32 0 acciaioarmonico_124 8.441E-06 138.5 30 0 0
  36 : STRIP LeftWall_32 5 6 1 4 0 20 45
  37 : STRIP LeftWall_32 1 6 11.5 18.5 2.7 20 45
  38 : STEP Stage1_31
  39 : CHANGE Rilevato_2_8_L_0 U-FRICT=38 LeftWall_32
  40 : CHANGE Rilevato_2_8_L_0 D-FRICT=38 LeftWall_32
  41 : CHANGE Rilevato_2_8_L_0 U-KA=0.238 LeftWall_32
  42 : CHANGE Rilevato_2_8_L_0 U-KP=7.232 LeftWall_32
  43 : CHANGE Rilevato_2_8_L_0 D-KA=0.238 LeftWall_32
  44 : CHANGE Rilevato_2_8_L_0 D-KP=7.232 LeftWall_32
  45 : CHANGE DI1_164_167_L_0 U-FRICT=30 LeftWall_32
  46 : CHANGE DI1_164_167_L_0 D-FRICT=30 LeftWall_32
  47 : CHANGE DI1_164_167_L_0 U-KA=0.333 LeftWall_32
  48 : CHANGE DI1_164_167_L_0 U-KP=5.425 LeftWall_32
  49 : CHANGE DI1_164_167_L_0 D-KA=0.333 LeftWall_32
  50 : CHANGE DI1_164_167_L_0 D-KP=4.288 LeftWall_32
  51 : CHANGE DI2_165_168_L_0 U-FRICT=33 LeftWall_32
  52 : CHANGE DI2_165_168_L_0 D-FRICT=33 LeftWall_32
  53 : CHANGE DI2_165_168_L_0 U-KA=0.295 LeftWall_32
  54 : CHANGE DI2_165_168_L_0 U-KP=6.716 LeftWall_32
  55 : CHANGE DI2_165_168_L_0 D-KA=0.295 LeftWall_32
  56 : CHANGE DI2_165_168_L_0 D-KP=5.16 LeftWall_32
  57 : CHANGE Rilevato_2_8_L_0 U-COHE=0 LeftWall_32
  58 : CHANGE Rilevato_2_8_L_0 U-ADHES=0 LeftWall_32
  59 : CHANGE Rilevato_2_8_L_0 D-COHE=0 LeftWall_32
  60 : CHANGE Rilevato_2_8_L_0 D-ADHES=0 LeftWall_32
  61 : CHANGE DI1_164_167_L_0 U-COHE=0 LeftWall_32
```

```
 62 : CHANGE DI1_164_167_L_0 U-ADHES=0 LeftWall_32
 63 : CHANGE DI1_164_167_L_0 D-COHE=0 LeftWall_32
 64 : CHANGE DI1_164_167_L_0 D-ADHES=0 LeftWall_32
 65 : CHANGE DI2_165_168_L_0 U-COHE=1 LeftWall_32
 66 : CHANGE DI2_165_168_L_0 U-ADHES=0 LeftWall_32
 67 : CHANGE DI2_165_168_L_0 D-COHE=1 LeftWall_32
 68 : CHANGE DI2_165_168_L_0 D-ADHES=0 LeftWall_32
 69 : SETWALL LeftWall_32
 70 : GEOM 0 0
 71 : WATER -18 0 -7.5 0 0
 72 : ADD WallElement_33
 73 : ENDSTEP
 74 : STEP Stage2_183
 75 : SETWALL LeftWall_32
 76 : GEOM 0 -1
 77 : WATER -18 0 -7.5 0 0
 78 : ENDSTEP
 79 : STEP Stage3_283
 80 : SETWALL LeftWall_32
 81 : GEOM 0 -1
 82 : WATER -18 0 -7.5 0 0
 83 : ADD Tieback_175
 84 : ENDSTEP
 85 : STEP Stage4_383
 86 : SETWALL LeftWall_32
 87 : GEOM 0 -4.6
 88 : WATER -18 0 -7.5 0 0
 89 : ENDSTEP
 90 : STEP Stage5_744
 91 : SETWALL LeftWall_32
 92 : GEOM 0 -4.1
 93 : WATER -18 0 -7.5 0 0
 94 : ENDSTEP
 95 : STEP Stage6_2841
 96 : SETWALL LeftWall_32
 97 : GEOM 0 -4.1
 98 : WATER -18 0 -7.5 0 0
 99 : CHANGE Rilevato_2_8_L_0 U-KAED=0.5012 LeftWall_32
100 : CHANGE Rilevato_2_8_L_0 U-KAEW=0.9178 LeftWall_32
101 : CHANGE Rilevato_2_8_L_0 U-KPED=6.81 LeftWall_32
102 : CHANGE Rilevato_2_8_L_0 U-KPEW=4.494 LeftWall_32
103 : CHANGE Rilevato_2_8_L_0 D-KAED=0.4503 LeftWall_32
104 : CHANGE Rilevato_2_8_L_0 D-KAEW=1.409 LeftWall_32
105 : CHANGE Rilevato_2_8_L_0 D-KPED=4.152 LeftWall_32
106 : CHANGE Rilevato_2_8_L_0 D-KPEW=0.8263 LeftWall_32
107 : CHANGE DI1_164_167_L_0 U-KAED=0.6631 LeftWall_32
108 : CHANGE DI1_164_167_L_0 U-KAEW=1.865 LeftWall_32
109 : CHANGE DI1_164_167_L_0 U-KPED=5.411 LeftWall_32
110 : CHANGE DI1_164_167_L_0 U-KPEW=2.343 LeftWall_32
111 : CHANGE DI1_164_167_L_0 D-KAED=0.6024 LeftWall_32
112 : CHANGE DI1_164_167_L_0 D-KAEW=1.682 LeftWall_32
113 : CHANGE DI1_164_167_L_0 D-KPED=2.205 LeftWall_32
114 : CHANGE DI1_164_167_L_0 D-KPEW=0.8263 LeftWall_32
115 : CHANGE DI2_165_168_L_0 U-KAED=0.5974 LeftWall_32
116 : CHANGE DI2_165_168_L_0 U-KAEW=1.888 LeftWall_32
117 : CHANGE DI2_165_168_L_0 U-KPED=6.79 LeftWall_32
118 : CHANGE DI2_165_168_L_0 U-KPEW=3.661 LeftWall_32
119 : CHANGE DI2_165_168_L_0 D-KAED=0.5379 LeftWall_32
120 : CHANGE DI2_165_168_L_0 D-KAEW=1.735 LeftWall_32
121 : CHANGE DI2_165_168_L_0 D-KPED=2.789 LeftWall_32
122 : CHANGE DI2_165_168_L_0 D-KPEW=0.8263 LeftWall_32
123 : EQK 0.3474 0.1737 -0.1737 0 0.5 0 0.5 0 0
124 : WOOD 22.79 22.79 -4.1 0
125 : DLOAD step LeftWall_32 -4.1 7.556 0 7.556
126 : ENDSTEP
```

```
+-----------------------------------------------------------------------------------------------------------------------+
|                  PARATIEPLUS(TM)   NLS ENGINE RELEASE  2018.0    FULL VERSION  *Build date:Nov 13, 2017*              |
|                                                                                                                       |
|                                   NewProject.BaseDesignSection_28.SISMICASTR_1243                                     |
|                                  Exe Time : 4 September 2018 18:01:32                                                 |
+-----------------------------------------------------------------------------------------------------------------------+
N O D A L   P O I N T   D A T A
--------------------------------

NODE     Y-COORD     Z-COORD / NODE     Y-COORD     Z-COORD / NODE     Y-COORD     Z-COORD / NODE     Y-COORD     Z-COORD /

   1  0.0000      0.0000     /    2  0.0000    -0.20000     /    3  0.0000    -0.40000     /    4  0.0000    -0.60000     /
   5  0.0000    -0.80000     /    6  0.0000     -1.0000     /    7  0.0000     -1.2000     /    8  0.0000     -1.4000     /
   9  0.0000     -1.6000     /   10  0.0000     -1.8000     /   11  0.0000     -2.0000     /   12  0.0000     -2.2000     /
  13  0.0000     -2.4000     /   14  0.0000     -2.6000     /   15  0.0000     -2.8000     /   16  0.0000     -3.0000     /
  17  0.0000     -3.2000     /   18  0.0000     -3.4000     /   19  0.0000     -3.6000     /   20  0.0000     -3.8000     /
  21  0.0000     -4.0000     /   22  0.0000     -4.2000     /   23  0.0000     -4.4000     /   24  0.0000     -4.6000     /
  25  0.0000     -4.8000     /   26  0.0000     -5.0000     /   27  0.0000     -5.2000     /   28  0.0000     -5.4000     /
  29  0.0000     -5.6000     /   30  0.0000     -5.8000     /   31  0.0000     -6.0000     /   32  0.0000     -6.2000     /
  33  0.0000     -6.4000     /   34  0.0000     -6.6000     /   35  0.0000     -6.8000     /   36  0.0000     -7.0000     /
  37  0.0000     -7.2000     /   38  0.0000     -7.4000     /   39  0.0000     -7.5000     /
```

```
+-----------------------------------------------------------------------------------------------------------------------+
|                   PARATIEPLUS(TM)   NLS ENGINE RELEASE  2018.0    FULL VERSION  *Build date:Nov 13, 2017*              |
|                                                                                                                       |
|                                    NewProject.BaseDesignSection_28.SISMICASTR_1243                                    |
|                                   Exe Time : 4 September 2018 18:01:32                                                |
+-----------------------------------------------------------------------------------------------------------------------+
 ELEMENT GROUP NO.  1

0_L                                                                :
   5  39   0   1   0   0   0   0   0   0   0   0   0   0   0   3   0   0   0   0
....................................
..........2D PLASTIC SOIL ..........
....................................

element group behaviour throughout stage analysis

stage   status
-------------------
    1   active
    2   active
    3   active
    4   active
    5   active
    6   active

 material set no.    1

 prop( 1) angle              0.00000
 prop( 2) layer as foreseen  1.00000


 material set no.    2

 prop( 1) angle              0.00000
 prop( 2) layer as foreseen  2.00000


 material set no.    3

 prop( 1) angle              0.00000
 prop( 2) layer as foreseen  3.00000


 element data

   el    n  mat      area     .....     .....     .....      flag
-----------------------------------------------------------------

    1    1    2   0.1000     0.000     0.000     0.000     1.000
    2    2    2   0.2000     0.000     0.000     0.000     1.000
    3    3    2   0.2000     0.000     0.000     0.000     1.000
    4    4    2   0.2000     0.000     0.000     0.000     1.000
    5    5    2   0.2000     0.000     0.000     0.000     1.000
    6    6    2   0.2000     0.000     0.000     0.000     1.000
    7    7    2   0.2000     0.000     0.000     0.000     1.000
    8    8    2   0.2000     0.000     0.000     0.000     1.000
    9    9    2   0.2000     0.000     0.000     0.000     1.000
   10   10    2   0.2000     0.000     0.000     0.000     1.000
   11   11    2   0.2000     0.000     0.000     0.000     1.000
   12   12    2   0.2000     0.000     0.000     0.000     1.000
   13   13    2   0.2000     0.000     0.000     0.000     1.000
   14   14    2   0.2000     0.000     0.000     0.000     1.000
   15   15    2   0.2000     0.000     0.000     0.000     1.000
   16   16    2   0.2000     0.000     0.000     0.000     1.000
   17   17    2   0.2000     0.000     0.000     0.000     1.000
   18   18    2   0.2000     0.000     0.000     0.000     1.000
   19   19    2   0.2000     0.000     0.000     0.000     1.000
   20   20    2   0.2000     0.000     0.000     0.000     1.000
   21   21    2   0.2000     0.000     0.000     0.000     1.000
   22   22    2   0.2000     0.000     0.000     0.000     1.000
   23   23    2   0.2000     0.000     0.000     0.000     1.000
```

24	24	2	0.2000	0.000	0.000	0.000	1.000
25	25	2	0.2000	0.000	0.000	0.000	1.000
26	26	2	0.2000	0.000	0.000	0.000	1.000
27	27	3	0.2000	0.000	0.000	0.000	1.000
28	28	3	0.2000	0.000	0.000	0.000	1.000
29	29	3	0.2000	0.000	0.000	0.000	1.000
30	30	3	0.2000	0.000	0.000	0.000	1.000
31	31	3	0.2000	0.000	0.000	0.000	1.000
32	32	3	0.2000	0.000	0.000	0.000	1.000
33	33	3	0.2000	0.000	0.000	0.000	1.000
34	34	3	0.2000	0.000	0.000	0.000	1.000
35	35	3	0.2000	0.000	0.000	0.000	1.000
36	36	3	0.2000	0.000	0.000	0.000	1.000
37	37	3	0.2000	0.000	0.000	0.000	1.000
38	38	3	0.1500	0.000	0.000	0.000	1.000
39	39	3	0.5000E-01	0.000	0.000	0.000	1.000

```
+-------------------------------------------------------------------------------------------------------------------------------+
|                   PARATIEPLUS(TM)   NLS ENGINE RELEASE  2018.0    FULL VERSION  *Build date:Nov 13, 2017*                     |
|                                                                                                                               |
|                                    NewProject.BaseDesignSection_28.SISMICASTR_1243                                            |
|                                   Exe Time : 4 September 2018 18:01:32                                                        |
+-------------------------------------------------------------------------------------------------------------------------------+
 ELEMENT GROUP NO.  2

0_R                                                          :
   5  39   0   1   0   0   0   0   0   0   0   0   0   0   0   3   0   0   0   0
.....................................
.........2D PLASTIC SOIL ..........
.....................................

element group behaviour throughout stage analysis

stage   status
------------------
    1   active
    2   active
    3   active
    4   active
    5   active
    6   active

 material set no.    1

 prop( 1) angle              180.000
 prop( 2) layer as foreseen  1.00000


 material set no.    2

 prop( 1) angle              180.000
 prop( 2) layer as foreseen  2.00000


 material set no.    3

 prop( 1) angle              180.000
 prop( 2) layer as foreseen  3.00000


 element data

   el    n  mat      area      .....     .....     .....      flag
-------------------------------------------------------------------

    1    1    2   0.1000     0.000     0.000     0.000     2.000
    2    2    2   0.2000     0.000     0.000     0.000     2.000
    3    3    2   0.2000     0.000     0.000     0.000     2.000
    4    4    2   0.2000     0.000     0.000     0.000     2.000
    5    5    2   0.2000     0.000     0.000     0.000     2.000
    6    6    2   0.2000     0.000     0.000     0.000     2.000
    7    7    2   0.2000     0.000     0.000     0.000     2.000
    8    8    2   0.2000     0.000     0.000     0.000     2.000
    9    9    2   0.2000     0.000     0.000     0.000     2.000
   10   10    2   0.2000     0.000     0.000     0.000     2.000
   11   11    2   0.2000     0.000     0.000     0.000     2.000
   12   12    2   0.2000     0.000     0.000     0.000     2.000
   13   13    2   0.2000     0.000     0.000     0.000     2.000
   14   14    2   0.2000     0.000     0.000     0.000     2.000
   15   15    2   0.2000     0.000     0.000     0.000     2.000
   16   16    2   0.2000     0.000     0.000     0.000     2.000
   17   17    2   0.2000     0.000     0.000     0.000     2.000
   18   18    2   0.2000     0.000     0.000     0.000     2.000
   19   19    2   0.2000     0.000     0.000     0.000     2.000
   20   20    2   0.2000     0.000     0.000     0.000     2.000
   21   21    2   0.2000     0.000     0.000     0.000     2.000
   22   22    2   0.2000     0.000     0.000     0.000     2.000
   23   23    2   0.2000     0.000     0.000     0.000     2.000
```

24	24	2	0.2000	0.000	0.000	0.000	2.000
25	25	2	0.2000	0.000	0.000	0.000	2.000
26	26	2	0.2000	0.000	0.000	0.000	2.000
27	27	3	0.2000	0.000	0.000	0.000	2.000
28	28	3	0.2000	0.000	0.000	0.000	2.000
29	29	3	0.2000	0.000	0.000	0.000	2.000
30	30	3	0.2000	0.000	0.000	0.000	2.000
31	31	3	0.2000	0.000	0.000	0.000	2.000
32	32	3	0.2000	0.000	0.000	0.000	2.000
33	33	3	0.2000	0.000	0.000	0.000	2.000
34	34	3	0.2000	0.000	0.000	0.000	2.000
35	35	3	0.2000	0.000	0.000	0.000	2.000
36	36	3	0.2000	0.000	0.000	0.000	2.000
37	37	3	0.2000	0.000	0.000	0.000	2.000
38	38	3	0.1500	0.000	0.000	0.000	2.000
39	39	3	0.5000E-01	0.000	0.000	0.000	2.000

```
+-----------------------------------------------------------------------------------------------------------------------+
|                   PARATIEPLUS(TM)   NLS ENGINE RELEASE  2018.0    FULL VERSION  *Build date:Nov 13, 2017*              |
|                                                                                                                       |
|                                    NewProject.BaseDesignSection_28.SISMICASTR_1243                                    |
|                                   Exe Time : 4 September 2018 18:01:32                                                |
+-----------------------------------------------------------------------------------------------------------------------+
 ELEMENT GROUP NO.  3

WallElement_33                                          :
   2  38   0   1   0   0   0   0   0   0   0   0   0   0   1   0   0   1   0
.....................................
.........2D WALL ELEMENT...........
.....................................

element group behaviour throughout stage analysis

stage   status
------------------
    1   active
    2   active
    3   active
    4   active
    5   active
    6   active

 material set no.    1

 prop( 1) young modulus      0.314800E+08
 prop( 2) modification  time  0.00000
 prop( 3) new young modulus   0.00000
 prop( 4) poisson ratio       0.00000
 prop( 5) future ............0.294300E-43

 no. of step variable items:     1
 step  inertia multipier
--------------------------
    1   1.000
    2   1.000
    3   1.000
    4   1.000
    5   1.000
    6   1.000

 element data

   el   na   nb  mat      erc1      erc2     thick      by-i      by-j
-------------------------------------------------------------

    1    1    2    1    0.000     0.000    0.9794     0.000     0.000
    2    2    3    1    0.000     0.000    0.9794     0.000     0.000
    3    3    4    1    0.000     0.000    0.9794     0.000     0.000
    4    4    5    1    0.000     0.000    0.9794     0.000     0.000
    5    5    6    1    0.000     0.000    0.9794     0.000     0.000
    6    6    7    1    0.000     0.000    0.9794     0.000     0.000
    7    7    8    1    0.000     0.000    0.9794     0.000     0.000
    8    8    9    1    0.000     0.000    0.9794     0.000     0.000
    9    9   10    1    0.000     0.000    0.9794     0.000     0.000
   10   10   11    1    0.000     0.000    0.9794     0.000     0.000
   11   11   12    1    0.000     0.000    0.9794     0.000     0.000
   12   12   13    1    0.000     0.000    0.9794     0.000     0.000
   13   13   14    1    0.000     0.000    0.9794     0.000     0.000
   14   14   15    1    0.000     0.000    0.9794     0.000     0.000
   15   15   16    1    0.000     0.000    0.9794     0.000     0.000
   16   16   17    1    0.000     0.000    0.9794     0.000     0.000
   17   17   18    1    0.000     0.000    0.9794     0.000     0.000
   18   18   19    1    0.000     0.000    0.9794     0.000     0.000
   19   19   20    1    0.000     0.000    0.9794     0.000     0.000
   20   20   21    1    0.000     0.000    0.9794     0.000     0.000
   21   21   22    1    0.000     0.000    0.9794     0.000     0.000
   22   22   23    1    0.000     0.000    0.9794     0.000     0.000
   23   23   24    1    0.000     0.000    0.9794     0.000     0.000
```

24	24	25	1	0.000	0.000	0.9794	0.000	0.000
25	25	26	1	0.000	0.000	0.9794	0.000	0.000
26	26	27	1	0.000	0.000	0.9794	0.000	0.000
27	27	28	1	0.000	0.000	0.9794	0.000	0.000
28	28	29	1	0.000	0.000	0.9794	0.000	0.000
29	29	30	1	0.000	0.000	0.9794	0.000	0.000
30	30	31	1	0.000	0.000	0.9794	0.000	0.000
31	31	32	1	0.000	0.000	0.9794	0.000	0.000
32	32	33	1	0.000	0.000	0.9794	0.000	0.000
33	33	34	1	0.000	0.000	0.9794	0.000	0.000
34	34	35	1	0.000	0.000	0.9794	0.000	0.000
35	35	36	1	0.000	0.000	0.9794	0.000	0.000
36	36	37	1	0.000	0.000	0.9794	0.000	0.000
37	37	38	1	0.000	0.000	0.9794	0.000	0.000
38	38	39	1	0.000	0.000	0.9794	0.000	0.000

```
+-------------------------------------------------------------------------------------------------------------------------------+
|                   PARATIEPLUS(TM)   NLS ENGINE RELEASE  2018.0    FULL VERSION  *Build date:Nov 13, 2017*                    |
|                                                                                                                               |
|                                    NewProject.BaseDesignSection_28.SISMICASTR_1243                                            |
|                                   Exe Time : 4 September 2018 18:01:32                                                        |
+-------------------------------------------------------------------------------------------------------------------------------+
 ELEMENT GROUP NO.  4

Tieback_175                                                 :
   6   1   0   1   0   0   0   0   0   0   0   0   0   0   0   1   0   0   2   0
.....................................
.........2D POST-TENSION ANCHOR....
.....................................

element group behaviour throughout stage analysis

stage   status
------------------
    1  inactive
    2  inactive
    3   active
    4   active
    5   active
    6   active

 material set no.    1

 prop( 1) angle          30.0000
 prop( 2) young modulus 0.200100E+09
 prop( 3) modification  time  0.00000
 prop( 4) new young modulus   0.00000

 no. of step variable items:     2
 step   -ve lim     +ve lim
-----------------------------
    1   0.000       0.000
    2   0.000       0.000
    3   0.000       0.000
    4   0.000       0.000
    5   0.000       0.000
    6   0.000       0.000

 element data

   el    n  mat       a/l     pinit    yieldc    yieldt
-----------------------------------------------------------

    1    1    1   0.8441E-05 138.5     0.000     0.000
```

```
+-------------------------------------------------------------------------------------------------------------------------+
|                   PARATIEPLUS(TM)   NLS ENGINE RELEASE  2018.0    FULL VERSION  *Build date:Nov 13, 2017*              |
|                                                                                                                         |
|                                    NewProject.BaseDesignSection_28.SISMICASTR_1243                                      |
|                                   Exe Time : 4 September 2018 18:01:32                                                  |
+-------------------------------------------------------------------------------------------------------------------------+


NO. OF NODAL LOADS  (NLOAD) ...................    0
NO. OF LOAD CURVES  (NLCUR) ...................   12
MAXIMUM POINTS/LCURVE (NPTM)...................    5
```

```
+-------------------------------------------------------------------------------------------------------------------------+
|                  PARATIEPLUS(TM)   NLS ENGINE RELEASE  2018.0    FULL VERSION  *Build date:Nov 13, 2017*              |
|                                                                                                                         |
|                                    NewProject.BaseDesignSection_28.SISMICASTR_1243                                      |
|                                   Exe Time : 4 September 2018 18:01:32                                                  |
+-------------------------------------------------------------------------------------------------------------------------+
L O A D     D A T A


    LOAD FUNCTION NUMBER   =    1
    NUMBER OF TIME POINTS  =    5

    TIME VALUE      FUNCTION

       0.00000    0.0000E+00
       0.80000    0.0000E+00
       1.00000    0.1000E+01
       1.20000    0.0000E+00
       7.00000    0.0000E+00


    LOAD FUNCTION NUMBER   =    2
    NUMBER OF TIME POINTS  =    5

    TIME VALUE      FUNCTION

       0.00000    0.0000E+00
       1.80000    0.0000E+00
       2.00000    0.1000E+01
       2.20000    0.0000E+00
       7.00000    0.0000E+00


    LOAD FUNCTION NUMBER   =    3
    NUMBER OF TIME POINTS  =    5

    TIME VALUE      FUNCTION

       0.00000    0.0000E+00
       2.80000    0.0000E+00
       3.00000    0.1000E+01
       3.20000    0.0000E+00
       7.00000    0.0000E+00


    LOAD FUNCTION NUMBER   =    4
    NUMBER OF TIME POINTS  =    5

    TIME VALUE      FUNCTION

       0.00000    0.0000E+00
       3.80000    0.0000E+00
       4.00000    0.1000E+01
       4.20000    0.0000E+00
       7.00000    0.0000E+00


    LOAD FUNCTION NUMBER   =    5
    NUMBER OF TIME POINTS  =    5

    TIME VALUE      FUNCTION

       0.00000    0.0000E+00
       4.80000    0.0000E+00
       5.00000    0.1000E+01
       5.20000    0.0000E+00
```

```
   7.00000    0.0000E+00


LOAD FUNCTION NUMBER   =    6
NUMBER OF TIME POINTS  =    5

TIME VALUE      FUNCTION

   0.00000    0.0000E+00
   5.80000    0.0000E+00
   6.00000    0.1000E+01
   6.20000    0.0000E+00
   7.00000    0.0000E+00


LOAD FUNCTION NUMBER   =    7
NUMBER OF TIME POINTS  =    4

TIME VALUE      FUNCTION

   0.00000    0.0000E+00
   0.80000    0.0000E+00
   1.00000    0.1000E+01
   7.00000    0.1000E+01


LOAD FUNCTION NUMBER   =    8
NUMBER OF TIME POINTS  =    4

TIME VALUE      FUNCTION

   0.00000    0.0000E+00
   1.80000    0.0000E+00
   2.00000    0.1000E+01
   7.00000    0.1000E+01


LOAD FUNCTION NUMBER   =    9
NUMBER OF TIME POINTS  =    4

TIME VALUE      FUNCTION

   0.00000    0.0000E+00
   2.80000    0.0000E+00
   3.00000    0.1000E+01
   7.00000    0.1000E+01


LOAD FUNCTION NUMBER   =   10
NUMBER OF TIME POINTS  =    4

TIME VALUE      FUNCTION

   0.00000    0.0000E+00
   3.80000    0.0000E+00
   4.00000    0.1000E+01
   7.00000    0.1000E+01


LOAD FUNCTION NUMBER   =   11
NUMBER OF TIME POINTS  =    4

TIME VALUE      FUNCTION

   0.00000    0.0000E+00
   4.80000    0.0000E+00
   5.00000    0.1000E+01
   7.00000    0.1000E+01
```

```
     LOAD FUNCTION NUMBER   =   12
     NUMBER OF TIME POINTS  =    4

     TIME VALUE      FUNCTION

        0.00000    0.0000E+00
        5.80000    0.0000E+00
        6.00000    0.1000E+01
        7.00000    0.1000E+01


 PROCESSING DISTRIBUTED LOADS CARD NO.    1
  AT Y-COORD  0.000     Z-COORD -4.100     PRESSURE  7.556
                        Z-COORD  0.000     PRESSURE  7.556
  L.CURVE        6

 NO. OF GENERATED NODAL FORCES    21
 NODE          Z-LVL               FORCE /  NODE          Z-LVL               FORCE /  NODE          Z-LVL
FORCE /

   21     -.4000E+01       0.1142841E+01 /    20     -.3800E+01       0.1530086E+01 /    19     -.3600E+01
0.1530090E+01 /
   18     -.3400E+01       0.1530090E+01 /    17     -.3200E+01       0.1530094E+01 /    16     -.3000E+01
0.1530094E+01 /
   15     -.2800E+01       0.1530090E+01 /    14     -.2600E+01       0.1530090E+01 /    13     -.2400E+01
0.1530090E+01 /
   12     -.2200E+01       0.1530090E+01 /    11     -.2000E+01       0.1530090E+01 /    10     -.1800E+01
0.1530090E+01 /
    9     -.1600E+01       0.1530090E+01 /     8     -.1400E+01       0.1530090E+01 /     7     -.1200E+01
0.1530090E+01 /
    6     -.1000E+01       0.1530090E+01 /     5     -.8000E+00       0.1530090E+01 /     4     -.6000E+00
0.1530090E+01 /
    3     -.4000E+00       0.1530090E+01 /     2     -.2000E+00       0.1530090E+01 /     1     0.0000E+00
0.7650450E+00 /

  OVERALL APPLIED Y FORCE FOR CURRENT DISTRIBUTED LOAD               30.980


 NO. OF DISTRIBUTED LOAD CARDS     1
```

```
+-------------------------------------------------------------------------------------------------------------------------+
|                   PARATIEPLUS(TM)   NLS ENGINE RELEASE  2018.0    FULL VERSION  *Build date:Nov 13, 2017*              |
|                                                                                                                         |
|                                    NewProject.BaseDesignSection_28.SISMICASTR_1243                                      |
|                                   Exe Time : 4 September 2018 18:01:32                                                  |
+-------------------------------------------------------------------------------------------------------------------------+
L O A D     B A L A N C E

STEP     1 TOTAL APPLIED LOAD IN DIR.  2  Y-DISPL.F       0.0000000
STEP     1 TOTAL APPLIED LOAD IN DIR.  4   X-ROT. F       0.0000000

STEP     2 TOTAL APPLIED LOAD IN DIR.  2  Y-DISPL.F       0.0000000
STEP     2 TOTAL APPLIED LOAD IN DIR.  4   X-ROT. F       0.0000000

STEP     3 TOTAL APPLIED LOAD IN DIR.  2  Y-DISPL.F       0.0000000
STEP     3 TOTAL APPLIED LOAD IN DIR.  4   X-ROT. F       0.0000000

STEP     4 TOTAL APPLIED LOAD IN DIR.  2  Y-DISPL.F       0.0000000
STEP     4 TOTAL APPLIED LOAD IN DIR.  4   X-ROT. F       0.0000000

STEP     5 TOTAL APPLIED LOAD IN DIR.  2  Y-DISPL.F       0.0000000
STEP     5 TOTAL APPLIED LOAD IN DIR.  4   X-ROT. F       0.0000000

STEP     6 TOTAL APPLIED LOAD IN DIR.  2  Y-DISPL.F       30.979600
STEP     6 TOTAL APPLIED LOAD IN DIR.  4   X-ROT. F       0.0000000


                    LOAD INPUT SECTION COMPLETED
```

```
+-------------------------------------------------------------------------------------------------------------------------+
|                   PARATIEPLUS(TM)   NLS ENGINE RELEASE  2018.0    FULL VERSION  *Build date:Nov 13, 2017*              |
|                                                                                                                         |
|                                    NewProject.BaseDesignSection_28.SISMICASTR_1243                                      |
|                                   Exe Time : 4 September 2018 18:01:32                                                  |
+-------------------------------------------------------------------------------------------------------------------------+


NO. OF LAYERS ..............................    3
NO. OF DATA PER LAYER.......................  100
```

```
+-------------------------------------------------------------------------------------------------------------------------+
|                   PARATIEPLUS(TM)   NLS ENGINE RELEASE  2018.0    FULL VERSION  *Build date:Nov 13, 2017*               |
|                                                                                                                         |
|                                    NewProject.BaseDesignSection_28.SISMICASTR_1243                                      |
|                                   Exe Time : 4 September 2018 18:01:32                                                  |
+-------------------------------------------------------------------------------------------------------------------------+

LAYER DESCRIPTORS FOR STEP NO.    1


 NON ZERO LAYER DESCRIPTORS FOR LAYER NO.    1 FOR STEP NO.    1

ITEM NO.   1<NAME    >=  16.000     (BOTH WALLS)
ITEM NO.   2<NATURE  >=  1.0000     (BOTH WALLS)
ITEM NO.   3<LEVEL   >=  3.0000     (BOTH WALLS)
ITEM NO.   4<WALL    >=  1.0000     (BOTH WALLS)
ITEM NO.   5<GAMMAD  >=  19.000     (BOTH WALLS)
ITEM NO.   6<GAMMAB  >=  10.000     (BOTH WALLS)
ITEM NO.   7<GAMMAW  >=  10.000     (BOTH WALLS)
ITEM NO.   9<U-FRICT >=  38.000     (BOTH WALLS)
ITEM NO.  10<U-KA    >= 0.23800     WALL NO.        1
ITEM NO.  11<U-KP    >=  7.2320     WALL NO.        1
ITEM NO.  12<K0-NC   >= 0.50000     (BOTH WALLS)
ITEM NO.  13<NEXP    >= 0.50000     (BOTH WALLS)
ITEM NO.  14<OCR     >=  1.0000     (BOTH WALLS)
ITEM NO.  16<MODEL   >=  1.0000     (BOTH WALLS)
ITEM NO.  17<EVC     >=  15000.     (BOTH WALLS)
ITEM NO.  18<EUR     >=  45000.     (BOTH WALLS)
ITEM NO.  27<U-PERM  >= 0.10000E-03 (BOTH WALLS)
ITEM NO.  52<D-NATURE>=  1.0000     (BOTH WALLS)
ITEM NO.  53<D-LEVEL >=  0.0000     (BOTH WALLS)
ITEM NO.  59<D-FRICT >=  38.000     (BOTH WALLS)
ITEM NO.  60<D-KA    >= 0.23800     WALL NO.        1
ITEM NO.  61<D-KP    >=  7.2320     WALL NO.        1
ITEM NO.  77<D-PERM  >= 0.10000E-03 (BOTH WALLS)

 NON ZERO LAYER DESCRIPTORS FOR LAYER NO.    2 FOR STEP NO.    1

ITEM NO.   1<NAME    >=  17.000     (BOTH WALLS)
ITEM NO.   2<NATURE  >=  1.0000     (BOTH WALLS)
ITEM NO.   3<LEVEL   >=  0.0000     (BOTH WALLS)
ITEM NO.   4<WALL    >=  1.0000     (BOTH WALLS)
ITEM NO.   5<GAMMAD  >=  16.000     (BOTH WALLS)
ITEM NO.   6<GAMMAB  >=  6.0000     (BOTH WALLS)
ITEM NO.   7<GAMMAW  >=  10.000     (BOTH WALLS)
ITEM NO.   9<U-FRICT >=  30.000     (BOTH WALLS)
ITEM NO.  10<U-KA    >= 0.33300     WALL NO.        1
ITEM NO.  11<U-KP    >=  5.4250     WALL NO.        1
ITEM NO.  12<K0-NC   >= 0.50000     (BOTH WALLS)
ITEM NO.  13<NEXP    >= 0.50000     (BOTH WALLS)
ITEM NO.  14<OCR     >=  1.0000     (BOTH WALLS)
ITEM NO.  16<MODEL   >=  1.0000     (BOTH WALLS)
ITEM NO.  17<EVC     >=  30000.     (BOTH WALLS)
ITEM NO.  18<EUR     >=  48000.     (BOTH WALLS)
ITEM NO.  27<U-PERM  >= 0.10000E-04 (BOTH WALLS)
ITEM NO.  52<D-NATURE>=  1.0000     (BOTH WALLS)
ITEM NO.  53<D-LEVEL >=  0.0000     (BOTH WALLS)
ITEM NO.  59<D-FRICT >=  30.000     (BOTH WALLS)
ITEM NO.  60<D-KA    >= 0.33300     WALL NO.        1
ITEM NO.  61<D-KP    >=  4.2880     WALL NO.        1
ITEM NO.  77<D-PERM  >= 0.10000E-04 (BOTH WALLS)

 NON ZERO LAYER DESCRIPTORS FOR LAYER NO.    3 FOR STEP NO.    1

ITEM NO.   1<NAME    >=  18.000     (BOTH WALLS)
ITEM NO.   2<NATURE  >=  1.0000     (BOTH WALLS)
ITEM NO.   3<LEVEL   >= -5.0000     (BOTH WALLS)
ITEM NO.   4<WALL    >=  1.0000     (BOTH WALLS)
ITEM NO.   5<GAMMAD  >=  16.000     (BOTH WALLS)
ITEM NO.   6<GAMMAB  >=  6.0000     (BOTH WALLS)
ITEM NO.   7<GAMMAW  >=  10.000     (BOTH WALLS)
```

```
ITEM NO.   8<U-COHE  >=  1.0000     (BOTH WALLS)
ITEM NO.   9<U-FRICT >=  33.000     (BOTH WALLS)
ITEM NO.  10<U-KA    >= 0.29500     WALL NO.        1
ITEM NO.  11<U-KP    >=  6.7160     WALL NO.        1
ITEM NO.  12<K0-NC   >= 0.50000     (BOTH WALLS)
ITEM NO.  13<NEXP    >= 0.50000     (BOTH WALLS)
ITEM NO.  14<OCR     >=  1.0000     (BOTH WALLS)
ITEM NO.  16<MODEL   >=  1.0000     (BOTH WALLS)
ITEM NO.  17<EVC     >=  68000.     (BOTH WALLS)
ITEM NO.  18<EUR     >= 0.10880E+06 (BOTH WALLS)
ITEM NO.  27<U-PERM  >= 0.10000E-04 (BOTH WALLS)
ITEM NO.  52<D-NATURE>=  1.0000     (BOTH WALLS)
ITEM NO.  53<D-LEVEL >=  0.0000     (BOTH WALLS)
ITEM NO.  58<D-COHE  >=  1.0000     (BOTH WALLS)
ITEM NO.  59<D-FRICT >=  33.000     (BOTH WALLS)
ITEM NO.  60<D-KA    >= 0.29500     WALL NO.        1
ITEM NO.  61<D-KP    >=  5.1600     WALL NO.        1
ITEM NO.  77<D-PERM  >= 0.10000E-04 (BOTH WALLS)

LAYER DESCRIPTORS FOR STEP NO.    2


 NON ZERO LAYER DESCRIPTORS FOR LAYER NO.    1 FOR STEP NO.    2

ITEM NO.   1<NAME    >=  16.000     (BOTH WALLS)
ITEM NO.   2<NATURE  >=  1.0000     (BOTH WALLS)
ITEM NO.   3<LEVEL   >=  3.0000     (BOTH WALLS)
ITEM NO.   4<WALL    >=  1.0000     (BOTH WALLS)
ITEM NO.   5<GAMMAD  >=  19.000     (BOTH WALLS)
ITEM NO.   6<GAMMAB  >=  10.000     (BOTH WALLS)
ITEM NO.   7<GAMMAW  >=  10.000     (BOTH WALLS)
ITEM NO.   9<U-FRICT >=  38.000     (BOTH WALLS)
ITEM NO.  10<U-KA    >= 0.23800     WALL NO.        1
ITEM NO.  11<U-KP    >=  7.2320     WALL NO.        1
ITEM NO.  12<K0-NC   >= 0.50000     (BOTH WALLS)
ITEM NO.  13<NEXP    >= 0.50000     (BOTH WALLS)
ITEM NO.  14<OCR     >=  1.0000     (BOTH WALLS)
ITEM NO.  16<MODEL   >=  1.0000     (BOTH WALLS)
ITEM NO.  17<EVC     >=  15000.     (BOTH WALLS)
ITEM NO.  18<EUR     >=  45000.     (BOTH WALLS)
ITEM NO.  27<U-PERM  >= 0.10000E-03 (BOTH WALLS)
ITEM NO.  52<D-NATURE>=  1.0000     (BOTH WALLS)
ITEM NO.  53<D-LEVEL >=  0.0000     (BOTH WALLS)
ITEM NO.  59<D-FRICT >=  38.000     (BOTH WALLS)
ITEM NO.  60<D-KA    >= 0.23800     WALL NO.        1
ITEM NO.  61<D-KP    >=  7.2320     WALL NO.        1
ITEM NO.  77<D-PERM  >= 0.10000E-03 (BOTH WALLS)

 NON ZERO LAYER DESCRIPTORS FOR LAYER NO.    2 FOR STEP NO.    2

ITEM NO.   1<NAME    >=  17.000     (BOTH WALLS)
ITEM NO.   2<NATURE  >=  1.0000     (BOTH WALLS)
ITEM NO.   3<LEVEL   >=  0.0000     (BOTH WALLS)
ITEM NO.   4<WALL    >=  1.0000     (BOTH WALLS)
ITEM NO.   5<GAMMAD  >=  16.000     (BOTH WALLS)
ITEM NO.   6<GAMMAB  >=  6.0000     (BOTH WALLS)
ITEM NO.   7<GAMMAW  >=  10.000     (BOTH WALLS)
ITEM NO.   9<U-FRICT >=  30.000     (BOTH WALLS)
ITEM NO.  10<U-KA    >= 0.33300     WALL NO.        1
ITEM NO.  11<U-KP    >=  5.4250     WALL NO.        1
ITEM NO.  12<K0-NC   >= 0.50000     (BOTH WALLS)
ITEM NO.  13<NEXP    >= 0.50000     (BOTH WALLS)
ITEM NO.  14<OCR     >=  1.0000     (BOTH WALLS)
ITEM NO.  16<MODEL   >=  1.0000     (BOTH WALLS)
ITEM NO.  17<EVC     >=  30000.     (BOTH WALLS)
ITEM NO.  18<EUR     >=  48000.     (BOTH WALLS)
ITEM NO.  27<U-PERM  >= 0.10000E-04 (BOTH WALLS)
ITEM NO.  52<D-NATURE>=  1.0000     (BOTH WALLS)
ITEM NO.  53<D-LEVEL >=  0.0000     (BOTH WALLS)
ITEM NO.  59<D-FRICT >=  30.000     (BOTH WALLS)
ITEM NO.  60<D-KA    >= 0.33300     WALL NO.        1
ITEM NO.  61<D-KP    >=  4.2880     WALL NO.        1
ITEM NO.  77<D-PERM  >= 0.10000E-04 (BOTH WALLS)
```

```
 NON ZERO LAYER DESCRIPTORS FOR LAYER NO.    3 FOR STEP NO.    2

ITEM NO.   1<NAME    >=  18.000     (BOTH WALLS)
ITEM NO.   2<NATURE  >=  1.0000     (BOTH WALLS)
ITEM NO.   3<LEVEL   >= -5.0000     (BOTH WALLS)
ITEM NO.   4<WALL    >=  1.0000     (BOTH WALLS)
ITEM NO.   5<GAMMAD  >=  16.000     (BOTH WALLS)
ITEM NO.   6<GAMMAB  >=  6.0000     (BOTH WALLS)
ITEM NO.   7<GAMMAW  >=  10.000     (BOTH WALLS)
ITEM NO.   8<U-COHE  >=  1.0000     (BOTH WALLS)
ITEM NO.   9<U-FRICT >=  33.000     (BOTH WALLS)
ITEM NO.  10<U-KA    >= 0.29500     WALL NO.        1
ITEM NO.  11<U-KP    >=  6.7160     WALL NO.        1
ITEM NO.  12<K0-NC   >= 0.50000     (BOTH WALLS)
ITEM NO.  13<NEXP    >= 0.50000     (BOTH WALLS)
ITEM NO.  14<OCR     >=  1.0000     (BOTH WALLS)
ITEM NO.  16<MODEL   >=  1.0000     (BOTH WALLS)
ITEM NO.  17<EVC     >=  68000.     (BOTH WALLS)
ITEM NO.  18<EUR     >= 0.10880E+06 (BOTH WALLS)
ITEM NO.  27<U-PERM  >= 0.10000E-04 (BOTH WALLS)
ITEM NO.  52<D-NATURE>=  1.0000     (BOTH WALLS)
ITEM NO.  53<D-LEVEL >=  0.0000     (BOTH WALLS)
ITEM NO.  58<D-COHE  >=  1.0000     (BOTH WALLS)
ITEM NO.  59<D-FRICT >=  33.000     (BOTH WALLS)
ITEM NO.  60<D-KA    >= 0.29500     WALL NO.        1
ITEM NO.  61<D-KP    >=  5.1600     WALL NO.        1
ITEM NO.  77<D-PERM  >= 0.10000E-04 (BOTH WALLS)

LAYER DESCRIPTORS FOR STEP NO.    3


 NON ZERO LAYER DESCRIPTORS FOR LAYER NO.    1 FOR STEP NO.    3

ITEM NO.   1<NAME    >=  16.000     (BOTH WALLS)
ITEM NO.   2<NATURE  >=  1.0000     (BOTH WALLS)
ITEM NO.   3<LEVEL   >=  3.0000     (BOTH WALLS)
ITEM NO.   4<WALL    >=  1.0000     (BOTH WALLS)
ITEM NO.   5<GAMMAD  >=  19.000     (BOTH WALLS)
ITEM NO.   6<GAMMAB  >=  10.000     (BOTH WALLS)
ITEM NO.   7<GAMMAW  >=  10.000     (BOTH WALLS)
ITEM NO.   9<U-FRICT >=  38.000     (BOTH WALLS)
ITEM NO.  10<U-KA    >= 0.23800     WALL NO.        1
ITEM NO.  11<U-KP    >=  7.2320     WALL NO.        1
ITEM NO.  12<K0-NC   >= 0.50000     (BOTH WALLS)
ITEM NO.  13<NEXP    >= 0.50000     (BOTH WALLS)
ITEM NO.  14<OCR     >=  1.0000     (BOTH WALLS)
ITEM NO.  16<MODEL   >=  1.0000     (BOTH WALLS)
ITEM NO.  17<EVC     >=  15000.     (BOTH WALLS)
ITEM NO.  18<EUR     >=  45000.     (BOTH WALLS)
ITEM NO.  27<U-PERM  >= 0.10000E-03 (BOTH WALLS)
ITEM NO.  52<D-NATURE>=  1.0000     (BOTH WALLS)
ITEM NO.  53<D-LEVEL >=  0.0000     (BOTH WALLS)
ITEM NO.  59<D-FRICT >=  38.000     (BOTH WALLS)
ITEM NO.  60<D-KA    >= 0.23800     WALL NO.        1
ITEM NO.  61<D-KP    >=  7.2320     WALL NO.        1
ITEM NO.  77<D-PERM  >= 0.10000E-03 (BOTH WALLS)

 NON ZERO LAYER DESCRIPTORS FOR LAYER NO.    2 FOR STEP NO.    3

ITEM NO.   1<NAME    >=  17.000     (BOTH WALLS)
ITEM NO.   2<NATURE  >=  1.0000     (BOTH WALLS)
ITEM NO.   3<LEVEL   >=  0.0000     (BOTH WALLS)
ITEM NO.   4<WALL    >=  1.0000     (BOTH WALLS)
ITEM NO.   5<GAMMAD  >=  16.000     (BOTH WALLS)
ITEM NO.   6<GAMMAB  >=  6.0000     (BOTH WALLS)
ITEM NO.   7<GAMMAW  >=  10.000     (BOTH WALLS)
ITEM NO.   9<U-FRICT >=  30.000     (BOTH WALLS)
ITEM NO.  10<U-KA    >= 0.33300     WALL NO.        1
ITEM NO.  11<U-KP    >=  5.4250     WALL NO.        1
ITEM NO.  12<K0-NC   >= 0.50000     (BOTH WALLS)
ITEM NO.  13<NEXP    >= 0.50000     (BOTH WALLS)
ITEM NO.  14<OCR     >=  1.0000     (BOTH WALLS)
ITEM NO.  16<MODEL   >=  1.0000     (BOTH WALLS)
ITEM NO.  17<EVC     >=  30000.     (BOTH WALLS)
```

```
ITEM NO.  18<EUR     >=  48000.     (BOTH WALLS)
ITEM NO.  27<U-PERM  >= 0.10000E-04 (BOTH WALLS)
ITEM NO.  52<D-NATURE>=  1.0000     (BOTH WALLS)
ITEM NO.  53<D-LEVEL >=  0.0000     (BOTH WALLS)
ITEM NO.  59<D-FRICT >=  30.000     (BOTH WALLS)
ITEM NO.  60<D-KA    >= 0.33300     WALL NO.        1
ITEM NO.  61<D-KP    >=  4.2880     WALL NO.        1
ITEM NO.  77<D-PERM  >= 0.10000E-04 (BOTH WALLS)

 NON ZERO LAYER DESCRIPTORS FOR LAYER NO.    3 FOR STEP NO.    3

ITEM NO.   1<NAME    >=  18.000     (BOTH WALLS)
ITEM NO.   2<NATURE  >=  1.0000     (BOTH WALLS)
ITEM NO.   3<LEVEL   >= -5.0000     (BOTH WALLS)
ITEM NO.   4<WALL    >=  1.0000     (BOTH WALLS)
ITEM NO.   5<GAMMAD  >=  16.000     (BOTH WALLS)
ITEM NO.   6<GAMMAB  >=  6.0000     (BOTH WALLS)
ITEM NO.   7<GAMMAW  >=  10.000     (BOTH WALLS)
ITEM NO.   8<U-COHE  >=  1.0000     (BOTH WALLS)
ITEM NO.   9<U-FRICT >=  33.000     (BOTH WALLS)
ITEM NO.  10<U-KA    >= 0.29500     WALL NO.        1
ITEM NO.  11<U-KP    >=  6.7160     WALL NO.        1
ITEM NO.  12<K0-NC   >= 0.50000     (BOTH WALLS)
ITEM NO.  13<NEXP    >= 0.50000     (BOTH WALLS)
ITEM NO.  14<OCR     >=  1.0000     (BOTH WALLS)
ITEM NO.  16<MODEL   >=  1.0000     (BOTH WALLS)
ITEM NO.  17<EVC     >=  68000.     (BOTH WALLS)
ITEM NO.  18<EUR     >= 0.10880E+06 (BOTH WALLS)
ITEM NO.  27<U-PERM  >= 0.10000E-04 (BOTH WALLS)
ITEM NO.  52<D-NATURE>=  1.0000     (BOTH WALLS)
ITEM NO.  53<D-LEVEL >=  0.0000     (BOTH WALLS)
ITEM NO.  58<D-COHE  >=  1.0000     (BOTH WALLS)
ITEM NO.  59<D-FRICT >=  33.000     (BOTH WALLS)
ITEM NO.  60<D-KA    >= 0.29500     WALL NO.        1
ITEM NO.  61<D-KP    >=  5.1600     WALL NO.        1
ITEM NO.  77<D-PERM  >= 0.10000E-04 (BOTH WALLS)

LAYER DESCRIPTORS FOR STEP NO.    4


 NON ZERO LAYER DESCRIPTORS FOR LAYER NO.    1 FOR STEP NO.    4

ITEM NO.   1<NAME    >=  16.000     (BOTH WALLS)
ITEM NO.   2<NATURE  >=  1.0000     (BOTH WALLS)
ITEM NO.   3<LEVEL   >=  3.0000     (BOTH WALLS)
ITEM NO.   4<WALL    >=  1.0000     (BOTH WALLS)
ITEM NO.   5<GAMMAD  >=  19.000     (BOTH WALLS)
ITEM NO.   6<GAMMAB  >=  10.000     (BOTH WALLS)
ITEM NO.   7<GAMMAW  >=  10.000     (BOTH WALLS)
ITEM NO.   9<U-FRICT >=  38.000     (BOTH WALLS)
ITEM NO.  10<U-KA    >= 0.23800     WALL NO.        1
ITEM NO.  11<U-KP    >=  7.2320     WALL NO.        1
ITEM NO.  12<K0-NC   >= 0.50000     (BOTH WALLS)
ITEM NO.  13<NEXP    >= 0.50000     (BOTH WALLS)
ITEM NO.  14<OCR     >=  1.0000     (BOTH WALLS)
ITEM NO.  16<MODEL   >=  1.0000     (BOTH WALLS)
ITEM NO.  17<EVC     >=  15000.     (BOTH WALLS)
ITEM NO.  18<EUR     >=  45000.     (BOTH WALLS)
ITEM NO.  27<U-PERM  >= 0.10000E-03 (BOTH WALLS)
ITEM NO.  52<D-NATURE>=  1.0000     (BOTH WALLS)
ITEM NO.  53<D-LEVEL >=  0.0000     (BOTH WALLS)
ITEM NO.  59<D-FRICT >=  38.000     (BOTH WALLS)
ITEM NO.  60<D-KA    >= 0.23800     WALL NO.        1
ITEM NO.  61<D-KP    >=  7.2320     WALL NO.        1
ITEM NO.  77<D-PERM  >= 0.10000E-03 (BOTH WALLS)

 NON ZERO LAYER DESCRIPTORS FOR LAYER NO.    2 FOR STEP NO.    4

ITEM NO.   1<NAME    >=  17.000     (BOTH WALLS)
ITEM NO.   2<NATURE  >=  1.0000     (BOTH WALLS)
ITEM NO.   3<LEVEL   >=  0.0000     (BOTH WALLS)
ITEM NO.   4<WALL    >=  1.0000     (BOTH WALLS)
ITEM NO.   5<GAMMAD  >=  16.000     (BOTH WALLS)
ITEM NO.   6<GAMMAB  >=  6.0000     (BOTH WALLS)
```

```
ITEM NO.   7<GAMMAW  >=  10.000     (BOTH WALLS)
ITEM NO.   9<U-FRICT >=  30.000     (BOTH WALLS)
ITEM NO.  10<U-KA    >= 0.33300     WALL NO.        1
ITEM NO.  11<U-KP    >=  5.4250     WALL NO.        1
ITEM NO.  12<K0-NC   >= 0.50000     (BOTH WALLS)
ITEM NO.  13<NEXP    >= 0.50000     (BOTH WALLS)
ITEM NO.  14<OCR     >=  1.0000     (BOTH WALLS)
ITEM NO.  16<MODEL   >=  1.0000     (BOTH WALLS)
ITEM NO.  17<EVC     >=  30000.     (BOTH WALLS)
ITEM NO.  18<EUR     >=  48000.     (BOTH WALLS)
ITEM NO.  27<U-PERM  >= 0.10000E-04 (BOTH WALLS)
ITEM NO.  52<D-NATURE>=  1.0000     (BOTH WALLS)
ITEM NO.  53<D-LEVEL >=  0.0000     (BOTH WALLS)
ITEM NO.  59<D-FRICT >=  30.000     (BOTH WALLS)
ITEM NO.  60<D-KA    >= 0.33300     WALL NO.        1
ITEM NO.  61<D-KP    >=  4.2880     WALL NO.        1
ITEM NO.  77<D-PERM  >= 0.10000E-04 (BOTH WALLS)

 NON ZERO LAYER DESCRIPTORS FOR LAYER NO.    3 FOR STEP NO.    4

ITEM NO.   1<NAME    >=  18.000     (BOTH WALLS)
ITEM NO.   2<NATURE  >=  1.0000     (BOTH WALLS)
ITEM NO.   3<LEVEL   >= -5.0000     (BOTH WALLS)
ITEM NO.   4<WALL    >=  1.0000     (BOTH WALLS)
ITEM NO.   5<GAMMAD  >=  16.000     (BOTH WALLS)
ITEM NO.   6<GAMMAB  >=  6.0000     (BOTH WALLS)
ITEM NO.   7<GAMMAW  >=  10.000     (BOTH WALLS)
ITEM NO.   8<U-COHE  >=  1.0000     (BOTH WALLS)
ITEM NO.   9<U-FRICT >=  33.000     (BOTH WALLS)
ITEM NO.  10<U-KA    >= 0.29500     WALL NO.        1
ITEM NO.  11<U-KP    >=  6.7160     WALL NO.        1
ITEM NO.  12<K0-NC   >= 0.50000     (BOTH WALLS)
ITEM NO.  13<NEXP    >= 0.50000     (BOTH WALLS)
ITEM NO.  14<OCR     >=  1.0000     (BOTH WALLS)
ITEM NO.  16<MODEL   >=  1.0000     (BOTH WALLS)
ITEM NO.  17<EVC     >=  68000.     (BOTH WALLS)
ITEM NO.  18<EUR     >= 0.10880E+06 (BOTH WALLS)
ITEM NO.  27<U-PERM  >= 0.10000E-04 (BOTH WALLS)
ITEM NO.  52<D-NATURE>=  1.0000     (BOTH WALLS)
ITEM NO.  53<D-LEVEL >=  0.0000     (BOTH WALLS)
ITEM NO.  58<D-COHE  >=  1.0000     (BOTH WALLS)
ITEM NO.  59<D-FRICT >=  33.000     (BOTH WALLS)
ITEM NO.  60<D-KA    >= 0.29500     WALL NO.        1
ITEM NO.  61<D-KP    >=  5.1600     WALL NO.        1
ITEM NO.  77<D-PERM  >= 0.10000E-04 (BOTH WALLS)

LAYER DESCRIPTORS FOR STEP NO.    5

 NON ZERO LAYER DESCRIPTORS FOR LAYER NO.    1 FOR STEP NO.    5

ITEM NO.   1<NAME    >=  16.000     (BOTH WALLS)
ITEM NO.   2<NATURE  >=  1.0000     (BOTH WALLS)
ITEM NO.   3<LEVEL   >=  3.0000     (BOTH WALLS)
ITEM NO.   4<WALL    >=  1.0000     (BOTH WALLS)
ITEM NO.   5<GAMMAD  >=  19.000     (BOTH WALLS)
ITEM NO.   6<GAMMAB  >=  10.000     (BOTH WALLS)
ITEM NO.   7<GAMMAW  >=  10.000     (BOTH WALLS)
ITEM NO.   9<U-FRICT >=  38.000     (BOTH WALLS)
ITEM NO.  10<U-KA    >= 0.23800     WALL NO.        1
ITEM NO.  11<U-KP    >=  7.2320     WALL NO.        1
ITEM NO.  12<K0-NC   >= 0.50000     (BOTH WALLS)
ITEM NO.  13<NEXP    >= 0.50000     (BOTH WALLS)
ITEM NO.  14<OCR     >=  1.0000     (BOTH WALLS)
ITEM NO.  16<MODEL   >=  1.0000     (BOTH WALLS)
ITEM NO.  17<EVC     >=  15000.     (BOTH WALLS)
ITEM NO.  18<EUR     >=  45000.     (BOTH WALLS)
ITEM NO.  27<U-PERM  >= 0.10000E-03 (BOTH WALLS)
ITEM NO.  52<D-NATURE>=  1.0000     (BOTH WALLS)
ITEM NO.  53<D-LEVEL >=  0.0000     (BOTH WALLS)
ITEM NO.  59<D-FRICT >=  38.000     (BOTH WALLS)
ITEM NO.  60<D-KA    >= 0.23800     WALL NO.        1
ITEM NO.  61<D-KP    >=  7.2320     WALL NO.        1
ITEM NO.  77<D-PERM  >= 0.10000E-03 (BOTH WALLS)
```

```
 NON ZERO LAYER DESCRIPTORS FOR LAYER NO.    2 FOR STEP NO.    5

ITEM NO.   1<NAME    >=  17.000     (BOTH WALLS)
ITEM NO.   2<NATURE  >=  1.0000     (BOTH WALLS)
ITEM NO.   3<LEVEL   >=  0.0000     (BOTH WALLS)
ITEM NO.   4<WALL    >=  1.0000     (BOTH WALLS)
ITEM NO.   5<GAMMAD  >=  16.000     (BOTH WALLS)
ITEM NO.   6<GAMMAB  >=  6.0000     (BOTH WALLS)
ITEM NO.   7<GAMMAW  >=  10.000     (BOTH WALLS)
ITEM NO.   9<U-FRICT >=  30.000     (BOTH WALLS)
ITEM NO.  10<U-KA    >= 0.33300     WALL NO.        1
ITEM NO.  11<U-KP    >=  5.4250     WALL NO.        1
ITEM NO.  12<K0-NC   >= 0.50000     (BOTH WALLS)
ITEM NO.  13<NEXP    >= 0.50000     (BOTH WALLS)
ITEM NO.  14<OCR     >=  1.0000     (BOTH WALLS)
ITEM NO.  16<MODEL   >=  1.0000     (BOTH WALLS)
ITEM NO.  17<EVC     >=  30000.     (BOTH WALLS)
ITEM NO.  18<EUR     >=  48000.     (BOTH WALLS)
ITEM NO.  27<U-PERM  >= 0.10000E-04 (BOTH WALLS)
ITEM NO.  52<D-NATURE>=  1.0000     (BOTH WALLS)
ITEM NO.  53<D-LEVEL >=  0.0000     (BOTH WALLS)
ITEM NO.  59<D-FRICT >=  30.000     (BOTH WALLS)
ITEM NO.  60<D-KA    >= 0.33300     WALL NO.        1
ITEM NO.  61<D-KP    >=  4.2880     WALL NO.        1
ITEM NO.  77<D-PERM  >= 0.10000E-04 (BOTH WALLS)

 NON ZERO LAYER DESCRIPTORS FOR LAYER NO.    3 FOR STEP NO.    5

ITEM NO.   1<NAME    >=  18.000     (BOTH WALLS)
ITEM NO.   2<NATURE  >=  1.0000     (BOTH WALLS)
ITEM NO.   3<LEVEL   >= -5.0000     (BOTH WALLS)
ITEM NO.   4<WALL    >=  1.0000     (BOTH WALLS)
ITEM NO.   5<GAMMAD  >=  16.000     (BOTH WALLS)
ITEM NO.   6<GAMMAB  >=  6.0000     (BOTH WALLS)
ITEM NO.   7<GAMMAW  >=  10.000     (BOTH WALLS)
ITEM NO.   8<U-COHE  >=  1.0000     (BOTH WALLS)
ITEM NO.   9<U-FRICT >=  33.000     (BOTH WALLS)
ITEM NO.  10<U-KA    >= 0.29500     WALL NO.        1
ITEM NO.  11<U-KP    >=  6.7160     WALL NO.        1
ITEM NO.  12<K0-NC   >= 0.50000     (BOTH WALLS)
ITEM NO.  13<NEXP    >= 0.50000     (BOTH WALLS)
ITEM NO.  14<OCR     >=  1.0000     (BOTH WALLS)
ITEM NO.  16<MODEL   >=  1.0000     (BOTH WALLS)
ITEM NO.  17<EVC     >=  68000.     (BOTH WALLS)
ITEM NO.  18<EUR     >= 0.10880E+06 (BOTH WALLS)
ITEM NO.  27<U-PERM  >= 0.10000E-04 (BOTH WALLS)
ITEM NO.  52<D-NATURE>=  1.0000     (BOTH WALLS)
ITEM NO.  53<D-LEVEL >=  0.0000     (BOTH WALLS)
ITEM NO.  58<D-COHE  >=  1.0000     (BOTH WALLS)
ITEM NO.  59<D-FRICT >=  33.000     (BOTH WALLS)
ITEM NO.  60<D-KA    >= 0.29500     WALL NO.        1
ITEM NO.  61<D-KP    >=  5.1600     WALL NO.        1
ITEM NO.  77<D-PERM  >= 0.10000E-04 (BOTH WALLS)

LAYER DESCRIPTORS FOR STEP NO.    6

 NON ZERO LAYER DESCRIPTORS FOR LAYER NO.    1 FOR STEP NO.    6

ITEM NO.   1<NAME    >=  16.000     (BOTH WALLS)
ITEM NO.   2<NATURE  >=  1.0000     (BOTH WALLS)
ITEM NO.   3<LEVEL   >=  3.0000     (BOTH WALLS)
ITEM NO.   4<WALL    >=  1.0000     (BOTH WALLS)
ITEM NO.   5<GAMMAD  >=  19.000     (BOTH WALLS)
ITEM NO.   6<GAMMAB  >=  10.000     (BOTH WALLS)
ITEM NO.   7<GAMMAW  >=  10.000     (BOTH WALLS)
ITEM NO.   9<U-FRICT >=  38.000     (BOTH WALLS)
ITEM NO.  10<U-KA    >= 0.23800     WALL NO.        1
ITEM NO.  11<U-KP    >=  7.2320     WALL NO.        1
ITEM NO.  12<K0-NC   >= 0.50000     (BOTH WALLS)
ITEM NO.  13<NEXP    >= 0.50000     (BOTH WALLS)
ITEM NO.  14<OCR     >=  1.0000     (BOTH WALLS)
ITEM NO.  16<MODEL   >=  1.0000     (BOTH WALLS)
```

```
ITEM NO.  17<EVC     >=  15000.     (BOTH WALLS)
ITEM NO.  18<EUR     >=  45000.     (BOTH WALLS)
ITEM NO.  27<U-PERM  >= 0.10000E-03 (BOTH WALLS)
ITEM NO.  45<U-KAED  >= 0.50120     WALL NO.        1
ITEM NO.  46<U-KAEW  >= 0.91780     WALL NO.        1
ITEM NO.  47<U-KPED  >=  6.8100     WALL NO.        1
ITEM NO.  48<U-KPEW  >=  4.4940     WALL NO.        1
ITEM NO.  52<D-NATURE>=  1.0000     (BOTH WALLS)
ITEM NO.  53<D-LEVEL >=  0.0000     (BOTH WALLS)
ITEM NO.  59<D-FRICT >=  38.000     (BOTH WALLS)
ITEM NO.  60<D-KA    >= 0.23800     WALL NO.        1
ITEM NO.  61<D-KP    >=  7.2320     WALL NO.        1
ITEM NO.  77<D-PERM  >= 0.10000E-03 (BOTH WALLS)
ITEM NO.  95<D-KAED  >= 0.45030     WALL NO.        1
ITEM NO.  96<D-KAEW  >=  1.4090     WALL NO.        1
ITEM NO.  97<D-KPED  >=  4.1520     WALL NO.        1
ITEM NO.  98<D-KPEW  >= 0.82630     WALL NO.        1

 NON ZERO LAYER DESCRIPTORS FOR LAYER NO.    2 FOR STEP NO.    6

ITEM NO.   1<NAME    >=  17.000     (BOTH WALLS)
ITEM NO.   2<NATURE  >=  1.0000     (BOTH WALLS)
ITEM NO.   3<LEVEL   >=  0.0000     (BOTH WALLS)
ITEM NO.   4<WALL    >=  1.0000     (BOTH WALLS)
ITEM NO.   5<GAMMAD  >=  16.000     (BOTH WALLS)
ITEM NO.   6<GAMMAB  >=  6.0000     (BOTH WALLS)
ITEM NO.   7<GAMMAW  >=  10.000     (BOTH WALLS)
ITEM NO.   9<U-FRICT >=  30.000     (BOTH WALLS)
ITEM NO.  10<U-KA    >= 0.33300     WALL NO.        1
ITEM NO.  11<U-KP    >=  5.4250     WALL NO.        1
ITEM NO.  12<K0-NC   >= 0.50000     (BOTH WALLS)
ITEM NO.  13<NEXP    >= 0.50000     (BOTH WALLS)
ITEM NO.  14<OCR     >=  1.0000     (BOTH WALLS)
ITEM NO.  16<MODEL   >=  1.0000     (BOTH WALLS)
ITEM NO.  17<EVC     >=  30000.     (BOTH WALLS)
ITEM NO.  18<EUR     >=  48000.     (BOTH WALLS)
ITEM NO.  27<U-PERM  >= 0.10000E-04 (BOTH WALLS)
ITEM NO.  45<U-KAED  >= 0.66310     WALL NO.        1
ITEM NO.  46<U-KAEW  >=  1.8650     WALL NO.        1
ITEM NO.  47<U-KPED  >=  5.4110     WALL NO.        1
ITEM NO.  48<U-KPEW  >=  2.3430     WALL NO.        1
ITEM NO.  52<D-NATURE>=  1.0000     (BOTH WALLS)
ITEM NO.  53<D-LEVEL >=  0.0000     (BOTH WALLS)
ITEM NO.  59<D-FRICT >=  30.000     (BOTH WALLS)
ITEM NO.  60<D-KA    >= 0.33300     WALL NO.        1
ITEM NO.  61<D-KP    >=  4.2880     WALL NO.        1
ITEM NO.  77<D-PERM  >= 0.10000E-04 (BOTH WALLS)
ITEM NO.  95<D-KAED  >= 0.60240     WALL NO.        1
ITEM NO.  96<D-KAEW  >=  1.6820     WALL NO.        1
ITEM NO.  97<D-KPED  >=  2.2050     WALL NO.        1
ITEM NO.  98<D-KPEW  >= 0.82630     WALL NO.        1

 NON ZERO LAYER DESCRIPTORS FOR LAYER NO.    3 FOR STEP NO.    6

ITEM NO.   1<NAME    >=  18.000     (BOTH WALLS)
ITEM NO.   2<NATURE  >=  1.0000     (BOTH WALLS)
ITEM NO.   3<LEVEL   >= -5.0000     (BOTH WALLS)
ITEM NO.   4<WALL    >=  1.0000     (BOTH WALLS)
ITEM NO.   5<GAMMAD  >=  16.000     (BOTH WALLS)
ITEM NO.   6<GAMMAB  >=  6.0000     (BOTH WALLS)
ITEM NO.   7<GAMMAW  >=  10.000     (BOTH WALLS)
ITEM NO.   8<U-COHE  >=  1.0000     (BOTH WALLS)
ITEM NO.   9<U-FRICT >=  33.000     (BOTH WALLS)
ITEM NO.  10<U-KA    >= 0.29500     WALL NO.        1
ITEM NO.  11<U-KP    >=  6.7160     WALL NO.        1
ITEM NO.  12<K0-NC   >= 0.50000     (BOTH WALLS)
ITEM NO.  13<NEXP    >= 0.50000     (BOTH WALLS)
ITEM NO.  14<OCR     >=  1.0000     (BOTH WALLS)
ITEM NO.  16<MODEL   >=  1.0000     (BOTH WALLS)
ITEM NO.  17<EVC     >=  68000.     (BOTH WALLS)
ITEM NO.  18<EUR     >= 0.10880E+06 (BOTH WALLS)
ITEM NO.  27<U-PERM  >= 0.10000E-04 (BOTH WALLS)
ITEM NO.  45<U-KAED  >= 0.59740     WALL NO.        1
ITEM NO.  46<U-KAEW  >=  1.8880     WALL NO.        1
```

```
ITEM NO.  47<U-KPED  >=  6.7900     WALL NO.        1
ITEM NO.  48<U-KPEW  >=  3.6610     WALL NO.        1
ITEM NO.  52<D-NATURE>=  1.0000     (BOTH WALLS)
ITEM NO.  53<D-LEVEL >=  0.0000     (BOTH WALLS)
ITEM NO.  58<D-COHE  >=  1.0000     (BOTH WALLS)
ITEM NO.  59<D-FRICT >=  33.000     (BOTH WALLS)
ITEM NO.  60<D-KA    >= 0.29500     WALL NO.        1
ITEM NO.  61<D-KP    >=  5.1600     WALL NO.        1
ITEM NO.  77<D-PERM  >= 0.10000E-04 (BOTH WALLS)
ITEM NO.  95<D-KAED  >= 0.53790     WALL NO.        1
ITEM NO.  96<D-KAEW  >=  1.7350     WALL NO.        1
ITEM NO.  97<D-KPED  >=  2.7890     WALL NO.        1
ITEM NO.  98<D-KPEW  >= 0.82630     WALL NO.        1


DEFAULT WATER UNIT WEIGHT =  10.000
AVERAGED ON    18 VALUES
```

```
+-----------------------------------------------------------------------------------------------------------------------+
|                   PARATIEPLUS(TM)   NLS ENGINE RELEASE  2018.0    FULL VERSION  *Build date:Nov 13, 2017*              |
|                                                                                                                       |
|                                    NewProject.BaseDesignSection_28.SISMICASTR_1243                                    |
|                                   Exe Time : 4 September 2018 18:01:32                                                |
+-----------------------------------------------------------------------------------------------------------------------+

PHASE DESCRIPTORS


STEP  NO.     1
                                        LEFT WALL    RIGHT WALL
Y                                        0.000       -0.9990E+30
Z-PC                                     0.000         0.000
Z-EXCAVATION                             0.000         0.000
Z-WATER_TABLE                           -18.00       -0.9990E+30
Q_AT_THE_FREE_FIELD_LEVEL                0.000         0.000
ZQ                                       0.000         0.000
DZW_OF_THE_WATER_TABLE                   0.000         0.000
QS_ON_THE_EXCAVATION_SIDE                0.000         0.000
ZQS                                     -0.9990E+30   -0.9990E+30
ZCUT                                     0.000         0.000
BALANCE LEVEL FOR PORE PRESSURES        -7.500        -7.500
WATER_BEHAVIOUR_FLAG (LINING OPT)        0.000         0.000
PORE_UPDATE_FLAG                         0.000         0.000
PORE_TAB. _FLAG (gt.0= use tabs)         0.000         0.000
lateral thrusts reduction elevatio       0.000         0.000
Downhill reduction factor for effe       0.000         0.000
Downhill reduction factor for pore       0.000         0.000
Uphill reduction factor for effect       0.000         0.000
Uphill reduction factor for pore p       0.000         0.000
SEISMIC HORIZONTAL ACCEL. Kh [g]         0.000         0.000
UPHILL VERTICAL ACCEL.  Kv_uh [g]        0.000         0.000
DOWNHILL VERTICAL ACCEL.Kv_dh [g]        0.000         0.000
UPHILL BETA ANGLE (SLOPE) [deg]          0.000         0.000
UPHILL DELTA/PHI RATIO                   0.000         0.000
DOWNHILL BETA ANGLE (SLOPE) [deg]        0.000         0.000
DOWNHILL DELTA/PHI RATIO                 0.000         0.000
DYN.WATER BEHAVIOUR                      0.000         0.000
Excess pore pressure RATIO Ru            0.000         0.000
SEISMIC PRESSURE LOWER VALUE             0.000         0.000
SEISMIC PRESSURE UPPER VALUE             0.000         0.000
SEISMIC PRESSURE LOWER LEVEL             0.000         0.000
SEISMIC PRESSURE UPPER LEVEL             0.000         0.000

=========================================================================================================end of step    1


STEP  NO.     2
                                        LEFT WALL    RIGHT WALL
Y                                        0.000       -0.9990E+30
Z-PC                                     0.000         0.000
Z-EXCAVATION                            -1.000         0.000
Z-WATER_TABLE                           -18.00       -0.9990E+30
Q_AT_THE_FREE_FIELD_LEVEL                0.000         0.000
ZQ                                       0.000         0.000
DZW_OF_THE_WATER_TABLE                   0.000         0.000
QS_ON_THE_EXCAVATION_SIDE                0.000         0.000
ZQS                                     -0.9990E+30   -0.9990E+30
ZCUT                                     0.000         0.000
BALANCE LEVEL FOR PORE PRESSURES        -7.500        -7.500
WATER_BEHAVIOUR_FLAG (LINING OPT)        0.000         0.000
PORE_UPDATE_FLAG                         0.000         0.000
PORE_TAB. _FLAG (gt.0= use tabs)         0.000         0.000
lateral thrusts reduction elevatio       0.000         0.000
Downhill reduction factor for effe       0.000         0.000
Downhill reduction factor for pore       0.000         0.000
Uphill reduction factor for effect       0.000         0.000
Uphill reduction factor for pore p       0.000         0.000
SEISMIC HORIZONTAL ACCEL. Kh [g]         0.000         0.000
UPHILL VERTICAL ACCEL.  Kv_uh [g]        0.000         0.000
```

DOWNHILL VERTICAL ACCEL.Kv_dh [g]	0.000	0.000
UPHILL BETA ANGLE (SLOPE) [deg]	0.000	0.000
UPHILL DELTA/PHI RATIO	0.000	0.000
DOWNHILL BETA ANGLE (SLOPE) [deg]	0.000	0.000
DOWNHILL DELTA/PHI RATIO	0.000	0.000
DYN.WATER BEHAVIOUR	0.000	0.000
Excess pore pressure RATIO Ru	0.000	0.000
SEISMIC PRESSURE LOWER VALUE	0.000	0.000
SEISMIC PRESSURE UPPER VALUE	0.000	0.000
SEISMIC PRESSURE LOWER LEVEL	0.000	0.000
SEISMIC PRESSURE UPPER LEVEL	0.000	0.000

==========end of step 2

STEP NO. 3

	LEFT WALL	RIGHT WALL
Y	0.000	-0.9990E+30
Z-PC	0.000	0.000
Z-EXCAVATION	-1.000	0.000
Z-WATER_TABLE	-18.00	-0.9990E+30
Q_AT_THE_FREE_FIELD_LEVEL	0.000	0.000
ZQ	0.000	0.000
DZW_OF_THE_WATER_TABLE	0.000	0.000
QS_ON_THE_EXCAVATION_SIDE	0.000	0.000
ZQS	-0.9990E+30	-0.9990E+30
ZCUT	0.000	0.000
BALANCE LEVEL FOR PORE PRESSURES	-7.500	-7.500
WATER_BEHAVIOUR_FLAG (LINING OPT)	0.000	0.000
PORE_UPDATE_FLAG	0.000	0.000
PORE_TAB. _FLAG (gt.0= use tabs)	0.000	0.000
lateral thrusts reduction elevatio	0.000	0.000
Downhill reduction factor for effe	0.000	0.000
Downhill reduction factor for pore	0.000	0.000
Uphill reduction factor for effect	0.000	0.000
Uphill reduction factor for pore p	0.000	0.000
SEISMIC HORIZONTAL ACCEL. Kh [g]	0.000	0.000
UPHILL VERTICAL ACCEL. Kv_uh [g]	0.000	0.000
DOWNHILL VERTICAL ACCEL.Kv_dh [g]	0.000	0.000
UPHILL BETA ANGLE (SLOPE) [deg]	0.000	0.000
UPHILL DELTA/PHI RATIO	0.000	0.000
DOWNHILL BETA ANGLE (SLOPE) [deg]	0.000	0.000
DOWNHILL DELTA/PHI RATIO	0.000	0.000
DYN.WATER BEHAVIOUR	0.000	0.000
Excess pore pressure RATIO Ru	0.000	0.000
SEISMIC PRESSURE LOWER VALUE	0.000	0.000
SEISMIC PRESSURE UPPER VALUE	0.000	0.000
SEISMIC PRESSURE LOWER LEVEL	0.000	0.000
SEISMIC PRESSURE UPPER LEVEL	0.000	0.000

==========end of step 3

STEP NO. 4

	LEFT WALL	RIGHT WALL
Y	0.000	-0.9990E+30
Z-PC	0.000	0.000
Z-EXCAVATION	-4.600	0.000
Z-WATER_TABLE	-18.00	-0.9990E+30
Q_AT_THE_FREE_FIELD_LEVEL	0.000	0.000
ZQ	0.000	0.000
DZW_OF_THE_WATER_TABLE	0.000	0.000
QS_ON_THE_EXCAVATION_SIDE	0.000	0.000
ZQS	-0.9990E+30	-0.9990E+30
ZCUT	0.000	0.000
BALANCE LEVEL FOR PORE PRESSURES	-7.500	-7.500
WATER_BEHAVIOUR_FLAG (LINING OPT)	0.000	0.000
PORE_UPDATE_FLAG	0.000	0.000
PORE_TAB. _FLAG (gt.0= use tabs)	0.000	0.000
lateral thrusts reduction elevatio	0.000	0.000
Downhill reduction factor for effe	0.000	0.000
Downhill reduction factor for pore	0.000	0.000
Uphill reduction factor for effect	0.000	0.000
Uphill reduction factor for pore p	0.000	0.000

SEISMIC HORIZONTAL ACCEL. Kh [g]	0.000	0.000
UPHILL VERTICAL ACCEL. Kv_uh [g]	0.000	0.000
DOWNHILL VERTICAL ACCEL.Kv_dh [g]	0.000	0.000
UPHILL BETA ANGLE (SLOPE) [deg]	0.000	0.000
UPHILL DELTA/PHI RATIO	0.000	0.000
DOWNHILL BETA ANGLE (SLOPE) [deg]	0.000	0.000
DOWNHILL DELTA/PHI RATIO	0.000	0.000
DYN.WATER BEHAVIOUR	0.000	0.000
Excess pore pressure RATIO Ru	0.000	0.000
SEISMIC PRESSURE LOWER VALUE	0.000	0.000
SEISMIC PRESSURE UPPER VALUE	0.000	0.000
SEISMIC PRESSURE LOWER LEVEL	0.000	0.000
SEISMIC PRESSURE UPPER LEVEL	0.000	0.000

==========end of step 4

STEP NO. 5

	LEFT WALL	RIGHT WALL
Y	0.000	-0.9990E+30
Z-PC	0.000	0.000
Z-EXCAVATION	-4.100	0.000
Z-WATER_TABLE	-18.00	-0.9990E+30
Q_AT_THE_FREE_FIELD_LEVEL	0.000	0.000
ZQ	0.000	0.000
DZW_OF_THE_WATER_TABLE	0.000	0.000
QS_ON_THE_EXCAVATION_SIDE	0.000	0.000
ZQS	-0.9990E+30	-0.9990E+30
ZCUT	0.000	0.000
BALANCE LEVEL FOR PORE PRESSURES	-7.500	-7.500
WATER_BEHAVIOUR_FLAG (LINING OPT)	0.000	0.000
PORE_UPDATE_FLAG	0.000	0.000
PORE_TAB. _FLAG (gt.0= use tabs)	0.000	0.000
lateral thrusts reduction elevatio	0.000	0.000
Downhill reduction factor for effe	0.000	0.000
Downhill reduction factor for pore	0.000	0.000
Uphill reduction factor for effect	0.000	0.000
Uphill reduction factor for pore p	0.000	0.000
SEISMIC HORIZONTAL ACCEL. Kh [g]	0.000	0.000
UPHILL VERTICAL ACCEL. Kv_uh [g]	0.000	0.000
DOWNHILL VERTICAL ACCEL.Kv_dh [g]	0.000	0.000
UPHILL BETA ANGLE (SLOPE) [deg]	0.000	0.000
UPHILL DELTA/PHI RATIO	0.000	0.000
DOWNHILL BETA ANGLE (SLOPE) [deg]	0.000	0.000
DOWNHILL DELTA/PHI RATIO	0.000	0.000
DYN.WATER BEHAVIOUR	0.000	0.000
Excess pore pressure RATIO Ru	0.000	0.000
SEISMIC PRESSURE LOWER VALUE	0.000	0.000
SEISMIC PRESSURE UPPER VALUE	0.000	0.000
SEISMIC PRESSURE LOWER LEVEL	0.000	0.000
SEISMIC PRESSURE UPPER LEVEL	0.000	0.000

==========end of step 5

STEP NO. 6

	LEFT WALL	RIGHT WALL
Y	0.000	-0.9990E+30
Z-PC	0.000	0.000
Z-EXCAVATION	-4.100	0.000
Z-WATER_TABLE	-18.00	-0.9990E+30
Q_AT_THE_FREE_FIELD_LEVEL	0.000	0.000
ZQ	0.000	0.000
DZW_OF_THE_WATER_TABLE	0.000	0.000
QS_ON_THE_EXCAVATION_SIDE	0.000	0.000
ZQS	-0.9990E+30	-0.9990E+30
ZCUT	0.000	0.000
BALANCE LEVEL FOR PORE PRESSURES	-7.500	-7.500
WATER_BEHAVIOUR_FLAG (LINING OPT)	0.000	0.000
PORE_UPDATE_FLAG	0.000	0.000
PORE_TAB. _FLAG (gt.0= use tabs)	0.000	0.000
lateral thrusts reduction elevatio	0.000	0.000
Downhill reduction factor for effe	0.000	0.000
Downhill reduction factor for pore	0.000	0.000

Uphill reduction factor for effect	0.000	0.000
Uphill reduction factor for pore p	0.000	0.000
SEISMIC HORIZONTAL ACCEL. Kh [g]	0.3474	0.000
UPHILL VERTICAL ACCEL. Kv_uh [g]	0.1737	0.000
DOWNHILL VERTICAL ACCEL.Kv_dh [g]	-0.1737	0.000
UPHILL BETA ANGLE (SLOPE) [deg]	0.000	0.000
UPHILL DELTA/PHI RATIO	0.5000	0.000
DOWNHILL BETA ANGLE (SLOPE) [deg]	0.000	0.000
DOWNHILL DELTA/PHI RATIO	0.5000	0.000
DYN.WATER BEHAVIOUR	0.000	0.000
Excess pore pressure RATIO Ru	0.000	0.000
SEISMIC PRESSURE LOWER VALUE	22.79	0.000
SEISMIC PRESSURE UPPER VALUE	22.79	0.000
SEISMIC PRESSURE LOWER LEVEL	-4.100	0.000
SEISMIC PRESSURE UPPER LEVEL	0.000	0.000

==========end of step 6

LEFT-HAND WALL

LOWER LEVEL -7.50000
UPPER LEVEL 0.00000

RIGHT-HAND WALL

LOWER LEVEL -7.50000
UPPER LEVEL 0.00000

```
+-------------------------------------------------------------------------------------------------------------------------+
|                  PARATIEPLUS(TM)   NLS ENGINE RELEASE  2018.0    FULL VERSION  *Build date:Nov 13, 2017*              |
|                                                                                                                         |
|                                  NewProject.BaseDesignSection_28.SISMICASTR_1243                                        |
|                                 Exe Time : 4 September 2018 18:01:32                                                    |
+-------------------------------------------------------------------------------------------------------------------------+
 I N I T I A L   S T R E S S   T A B L E S

            S E C T I O N

 NUMBER OF DEFINED TABLES             2


INPUT DATA FOR INITIAL STRESS SET NO.    1
PERTAINING SOIL ELEMENTS AT Y-COORD    0.0000

ACTIVATION TIME                              5.0000
END TIME (TIME BEYOND WHICH IT IS REMOVED)   6.0000

TYPE BOUSSINESQ

 HORIZONTAL DISTANCE (DY)           1.00000000000000
 FOUNDATION WIDTH    (B)            4.00000000000000
 ZETA-F.....                   0.000000000000000E+000
 Q-F .....                      20.0000000000000
 BETA .....                     45.0000000000000
 BEHAVIOUR (0=FREE, 1=REFLECTING)  0.000000000000000E+000


INPUT DATA FOR INITIAL STRESS SET NO.    2
PERTAINING SOIL ELEMENTS AT Y-COORD    0.0000

ACTIVATION TIME                              1.0000
END TIME (TIME BEYOND WHICH IT IS REMOVED)   6.0000

TYPE BOUSSINESQ

 HORIZONTAL DISTANCE (DY)           11.5000000000000
 FOUNDATION WIDTH    (B)            18.5000000000000
 ZETA-F.....                    2.70000000000000
 Q-F .....                      20.0000000000000
 BETA .....                     45.0000000000000
 BEHAVIOUR (0=FREE, 1=REFLECTING)  0.000000000000000E+000


 ELEMENT GROUPS BACKUP AREA CAN STAY IN CORE AT
 POSITION        4935

 NO. OF D.P.W  FOR THIS AREA       4680
 MAX NO. OF D.P.W. AVAILABLE      81920
 ** MAX NO OF ITERATIONS SET TO          40

ITER     0 RNORM = 0.000     RMNORM= 0.000
           RINORM= 4132.     RIMNOR= 0.000
           RENORM= 0.000     REMNOR= 0.000     RATIO = 0.000     TOLER =0.1000E-03      CONVERGED !
           RFMAX = 12.27     RMMAX = 0.000
           RTSMAL=0.1000E-03 RMSMAL= 0.000
           RDT   = 4132.     RDR   = 0.000
           RATIOT= 0.000     RATIOR= 0.000
           MAX UN= 0.000     IEQ=    78 NODE     39 DOF   2   X-ROT. F
           MIN UN= 0.000     IEQ=     1 NODE      1 DOF   1  Y-DISPL.F
           NO. OF CONTACT CONSTRAINT VIOLATIONS     0


ITER     1 RNORM = 0.000     RMNORM= 0.000
           RINORM= 4132.     RIMNOR= 0.000
           RENORM= 0.000     REMNOR= 0.000     RATIO = 0.000     TOLER =0.1000E-03      CONVERGED !
           RFMAX = 12.27     RMMAX = 0.000
           RTSMAL=0.1000E-03 RMSMAL= 0.000
           RDT   = 4132.     RDR   = 0.000
           RATIOT= 0.000     RATIOR= 0.000
```

```
  MAX UN= 0.000     IEQ=    78 NODE     39 DOF   2   X-ROT. F
  MIN UN= 0.000     IEQ=     1 NODE      1 DOF   1  Y-DISPL.F
  NO. OF CONTACT CONSTRAINT VIOLATIONS     0


ITER     2 RNORM = 0.000     RMNORM= 0.000
  RINORM= 4132.     RIMNOR= 0.000
  RENORM= 0.000     REMNOR= 0.000     RATIO = 0.000     TOLER =0.1000E-03      CONVERGED !
  RFMAX = 12.27     RMMAX = 0.000
  RTSMAL=0.1000E-03 RMSMAL= 0.000
  RDT   = 4132.     RDR   = 0.000
  RATIOT= 0.000     RATIOR= 0.000
  MAX UN= 0.000     IEQ=    78 NODE     39 DOF   2   X-ROT. F
  MIN UN= 0.000     IEQ=     1 NODE      1 DOF   1  Y-DISPL.F
  NO. OF CONTACT CONSTRAINT VIOLATIONS     0
```

```
+-------------------------------------------------------------------------------------------------------------------------+
|                   PARATIEPLUS(TM)   NLS ENGINE RELEASE  2018.0    FULL VERSION  *Build date:Nov 13, 2017*               |
|                                                                                                                         |
|                                    NewProject.BaseDesignSection_28.SISMICASTR_1243                                      |
|                                   Exe Time : 4 September 2018 18:01:32                                                  |
+-------------------------------------------------------------------------------------------------------------------------+
New Project
SOLUTION REACHED USING     2 ITERATIONS ON   40

P R I N T   O U T   F O R   T I M E   S T E P    1     ( AT TIME   1.000     )

PRINT OUT OF ACTIVE COMPONENTS (FIXED NODES ARE NOT PRINTED OUT)

          Y-DISPL.F        X-ROT. F
           (02)             (04)            (


ALL NODAL POINTS HAVE ZERO DISPLACEMENT COMPONENTS
```

```
+-------------------------------------------------------------------------------------------------------------------------------+
|                  PARATIEPLUS(TM)   NLS ENGINE RELEASE  2018.0    FULL VERSION  *Build date:Nov 13, 2017*                    |
|                                                                                                                               |
|                                    NewProject.BaseDesignSection_28.SISMICASTR_1243                                            |
|                                   Exe Time : 4 September 2018 18:01:32                                                        |
+-------------------------------------------------------------------------------------------------------------------------------+
New Project


S T R E S S   R E S U L T S   F O R   G R O U P   N O.   1

0_L                                                          :
ELEMENT TYPE    5 NO.OF ELEMENTS. IN THIS GROUP   39
C U R R E N T   T I M E   I S      1.0000

 HARDENING 2D SOIL ELEMENT

 ****** TOTAL STRESS FORMULATION *****

  EL *   FORCE     DISPL-Y  VERTICAL-P  HORIZON.-P     MAX-V-P     MAX-H-P           STATE   STIFFNESS Z-LEVEL      PORE
E FACTOR    UFACTOR       Peq           Su_a         Su_p     LAYER
 ------------------------------------------------------------------------------------------------------------------------------
-------------------------------------------------------------------------------------------
   1 D  0.1745       0.000      4.8433E-02   1.745      4.8433E-02   1.745            V-C  5.1962E+04   0.000       0.000
1.000       1.000       1.745       0.000       0.000     DI1_164_167_L_0
   2 D  0.6918       0.000       3.259       3.459       3.259       3.459           V-C  5.1962E+04 -0.2000       0.000
1.000       1.000       3.459       0.000       0.000     DI1_164_167_L_0
   3 D   1.034       0.000       6.472       5.170       6.472       5.170           V-C  5.1962E+04 -0.4000       0.000
1.000       1.000       5.170       0.000       0.000     DI1_164_167_L_0
   4 D   1.375       0.000       9.686       6.877       9.686       6.877           V-C  5.1962E+04 -0.6000       0.000
1.000       1.000       6.877       0.000       0.000     DI1_164_167_L_0
   5 D   1.716       0.000       12.90       8.582       12.90       8.582           V-C  5.1962E+04 -0.8000       0.000
1.000       1.000       8.582       0.000       0.000     DI1_164_167_L_0
   6 D   2.057       0.000       16.12       10.28       16.12       10.28           V-C  5.1962E+04  -1.000       0.000
1.000       1.000       10.28       0.000       0.000     DI1_164_167_L_0
   7 D   2.396       0.000       19.34       11.98       19.34       11.98           V-C  5.1962E+04  -1.200       0.000
1.000       1.000       11.98       0.000       0.000     DI1_164_167_L_0
   8 D   2.735       0.000       22.56       13.68       22.56       13.68           V-C  5.1962E+04  -1.400       0.000
1.000       1.000       13.68       0.000       0.000     DI1_164_167_L_0
   9 D   3.073       0.000       25.78       15.37       25.78       15.37           V-C  5.1962E+04  -1.600       0.000
1.000       1.000       15.37       0.000       0.000     DI1_164_167_L_0
  10 D   3.411       0.000       29.00       17.05       29.00       17.05           V-C  5.1962E+04  -1.800       0.000
1.000       1.000       17.05       0.000       0.000     DI1_164_167_L_0
  11 D   3.747       0.000       32.22       18.74       32.22       18.74           V-C  5.1962E+04  -2.000       0.000
1.000       1.000       18.74       0.000       0.000     DI1_164_167_L_0
  12 D   4.083       0.000       35.45       20.42       35.45       20.42           V-C  5.1962E+04  -2.200       0.000
1.000       1.000       20.42       0.000       0.000     DI1_164_167_L_0
  13 D   4.419       0.000       38.68       22.09       38.68       22.09           V-C  5.1962E+04  -2.400       0.000
1.000       1.000       22.09       0.000       0.000     DI1_164_167_L_0
  14 D   4.753       0.000       41.91       23.77       41.91       23.77           V-C  5.1962E+04  -2.600       0.000
1.000       1.000       23.77       0.000       0.000     DI1_164_167_L_0
  15 D   5.087       0.000       45.14       25.43       45.14       25.43           V-C  5.1962E+04  -2.800       0.000
1.000       1.000       25.43       0.000       0.000     DI1_164_167_L_0
  16 D   5.420       0.000       48.37       27.10       48.37       27.10           V-C  5.1962E+04  -3.000       0.000
1.000       1.000       27.10       0.000       0.000     DI1_164_167_L_0
  17 D   5.752       0.000       51.60       28.76       51.60       28.76           V-C  5.1962E+04  -3.200       0.000
1.000       1.000       28.76       0.000       0.000     DI1_164_167_L_0
  18 D   6.084       0.000       54.84       30.42       54.84       30.42           V-C  5.1962E+04  -3.400       0.000
1.000       1.000       30.42       0.000       0.000     DI1_164_167_L_0
  19 D   6.415       0.000       58.07       32.07       58.07       32.07           V-C  5.1962E+04  -3.600       0.000
1.000       1.000       32.07       0.000       0.000     DI1_164_167_L_0
  20 D   6.745       0.000       61.31       33.73       61.31       33.73           V-C  5.1962E+04  -3.800       0.000
1.000       1.000       33.73       0.000       0.000     DI1_164_167_L_0
  21 D   7.075       0.000       64.54       35.37       64.54       35.37           V-C  5.1962E+04  -4.000       0.000
1.000       1.000       35.37       0.000       0.000     DI1_164_167_L_0
  22 D   7.404       0.000       67.78       37.02       67.78       37.02           V-C  5.1962E+04  -4.200       0.000
1.000       1.000       37.02       0.000       0.000     DI1_164_167_L_0
  23 D   7.732       0.000       71.02       38.66       71.02       38.66           V-C  5.1962E+04  -4.400       0.000
1.000       1.000       38.66       0.000       0.000     DI1_164_167_L_0
  24 D   8.060       0.000       74.26       40.30       74.26       40.30           V-C  5.1962E+04  -4.600       0.000
1.000       1.000       40.30       0.000       0.000     DI1_164_167_L_0
```

```
  25 D   8.387       0.000       77.50       41.93       77.50       41.93          V-C  5.1962E+04  -4.800       0.000
1.000       1.000       41.93       0.000       0.000     DI1_164_167_L_0
  26 D   8.713       0.000       80.75       43.57       80.75       43.57          V-C  1.2524E+05  -5.000       0.000
1.000       1.000       43.57       0.000       0.000     DI2_165_168_L_0
  27 D   9.039       0.000       83.99       45.20       83.99       45.20          V-C  1.2524E+05  -5.200       0.000
1.000       1.000       45.20       0.000       0.000     DI2_165_168_L_0
  28 D   9.365       0.000       87.23       46.82       87.23       46.82          V-C  1.2524E+05  -5.400       0.000
1.000       1.000       46.82       0.000       0.000     DI2_165_168_L_0
  29 D   9.689       0.000       90.48       48.45       90.48       48.45          V-C  1.2524E+05  -5.600       0.000
1.000       1.000       48.45       0.000       0.000     DI2_165_168_L_0
  30 D   10.01       0.000       93.72       50.07       93.72       50.07          V-C  1.2524E+05  -5.800       0.000
1.000       1.000       50.07       0.000       0.000     DI2_165_168_L_0
  31 D   10.34       0.000       96.97       51.69       96.97       51.69          V-C  1.2524E+05  -6.000       0.000
1.000       1.000       51.69       0.000       0.000     DI2_165_168_L_0
  32 D   10.66       0.000       100.2       53.30       100.2       53.30          V-C  1.2524E+05  -6.200       0.000
1.000       1.000       53.30       0.000       0.000     DI2_165_168_L_0
  33 D   10.98       0.000       103.5       54.92       103.5       54.92          V-C  1.2524E+05  -6.400       0.000
1.000       1.000       54.92       0.000       0.000     DI2_165_168_L_0
  34 D   11.31       0.000       106.7       56.53       106.7       56.53          V-C  1.2524E+05  -6.600       0.000
1.000       1.000       56.53       0.000       0.000     DI2_165_168_L_0
  35 D   11.63       0.000       109.9       58.14       109.9       58.14          V-C  1.2524E+05  -6.800       0.000
1.000       1.000       58.14       0.000       0.000     DI2_165_168_L_0
  36 D   11.95       0.000       113.2       59.74       113.2       59.74          V-C  1.2524E+05  -7.000       0.000
1.000       1.000       59.74       0.000       0.000     DI2_165_168_L_0
  37 D   12.27       0.000       116.4       61.35       116.4       61.35          V-C  1.2524E+05  -7.200       0.000
1.000       1.000       61.35       0.000       0.000     DI2_165_168_L_0
  38 D   9.443       0.000       119.7       62.95       119.7       62.95          V-C  1.2524E+05  -7.400       0.000
1.000       1.000       62.95       0.000       0.000     DI2_165_168_L_0
  39 D   3.188       0.000       121.3       63.75       121.3       63.75          V-C  1.2524E+05  -7.500       0.000
1.000       1.000       63.75       0.000       0.000     DI2_165_168_L_0
```

```
+-------------------------------------------------------------------------------------------------------------------------+
|                  PARATIEPLUS(TM)   NLS ENGINE RELEASE  2018.0    FULL VERSION  *Build date:Nov 13, 2017*              |
|                                                                                                                         |
|                                    NewProject.BaseDesignSection_28.SISMICASTR_1243                                      |
|                                   Exe Time : 4 September 2018 18:01:32                                                  |
+-------------------------------------------------------------------------------------------------------------------------+
New Project


S T R E S S   R E S U L T S   F O R   G R O U P   N O.   2

0_R                                                          :
ELEMENT TYPE    5 NO.OF ELEMENTS. IN THIS GROUP   39
C U R R E N T   T I M E   I S      1.0000

 HARDENING 2D SOIL ELEMENT

 ****** TOTAL STRESS FORMULATION *****

  EL *   FORCE     DISPL-Y  VERTICAL-P  HORIZON.-P     MAX-V-P     MAX-H-P           STATE   STIFFNESS Z-LEVEL      PORE
E FACTOR    UFACTOR       Peq           Su_a         Su_p     LAYER
 ------------------------------------------------------------------------------------------------------------------------
-------------------------------------------------------------------------------------------
   1 D  0.1745       0.000       0.000       1.745       0.000       1.745             V-C  3.4641E+04   0.000       0.000
1.000       1.000       1.745       0.000       0.000     DI1_164_167_L_0
   2 D  0.6918       0.000       3.200       3.459       3.200       3.459             V-C  3.4641E+04 -0.2000       0.000
1.000       1.000       3.459       0.000       0.000     DI1_164_167_L_0
   3 D   1.034       0.000       6.400       5.170       6.400       5.170             V-C  3.4641E+04 -0.4000       0.000
1.000       1.000       5.170       0.000       0.000     DI1_164_167_L_0
   4 D   1.375       0.000       9.600       6.877       9.600       6.877             V-C  3.4641E+04 -0.6000       0.000
1.000       1.000       6.877       0.000       0.000     DI1_164_167_L_0
   5 D   1.716       0.000       12.80       8.582       12.80       8.582             V-C  3.4641E+04 -0.8000       0.000
1.000       1.000       8.582       0.000       0.000     DI1_164_167_L_0
   6 D   2.057       0.000       16.00       10.28       16.00       10.28             V-C  3.4641E+04  -1.000       0.000
1.000       1.000       10.28       0.000       0.000     DI1_164_167_L_0
   7 D   2.396       0.000       19.20       11.98       19.20       11.98             V-C  3.4641E+04  -1.200       0.000
1.000       1.000       11.98       0.000       0.000     DI1_164_167_L_0
   8 D   2.735       0.000       22.40       13.68       22.40       13.68             V-C  3.4641E+04  -1.400       0.000
1.000       1.000       13.68       0.000       0.000     DI1_164_167_L_0
   9 D   3.073       0.000       25.60       15.37       25.60       15.37             V-C  3.4641E+04  -1.600       0.000
1.000       1.000       15.37       0.000       0.000     DI1_164_167_L_0
  10 D   3.411       0.000       28.80       17.05       28.80       17.05             V-C  3.4641E+04  -1.800       0.000
1.000       1.000       17.05       0.000       0.000     DI1_164_167_L_0
  11 D   3.747       0.000       32.00       18.74       32.00       18.74             V-C  3.4641E+04  -2.000       0.000
1.000       1.000       18.74       0.000       0.000     DI1_164_167_L_0
  12 D   4.083       0.000       35.20       20.42       35.20       20.42             V-C  3.4641E+04  -2.200       0.000
1.000       1.000       20.42       0.000       0.000     DI1_164_167_L_0
  13 D   4.419       0.000       38.40       22.09       38.40       22.09             V-C  3.4641E+04  -2.400       0.000
1.000       1.000       22.09       0.000       0.000     DI1_164_167_L_0
  14 D   4.753       0.000       41.60       23.77       41.60       23.77             V-C  3.4641E+04  -2.600       0.000
1.000       1.000       23.77       0.000       0.000     DI1_164_167_L_0
  15 D   5.087       0.000       44.80       25.43       44.80       25.43             V-C  3.4641E+04  -2.800       0.000
1.000       1.000       25.43       0.000       0.000     DI1_164_167_L_0
  16 D   5.420       0.000       48.00       27.10       48.00       27.10             V-C  3.4641E+04  -3.000       0.000
1.000       1.000       27.10       0.000       0.000     DI1_164_167_L_0
  17 D   5.752       0.000       51.20       28.76       51.20       28.76             V-C  3.4641E+04  -3.200       0.000
1.000       1.000       28.76       0.000       0.000     DI1_164_167_L_0
  18 D   6.084       0.000       54.40       30.42       54.40       30.42             V-C  3.4641E+04  -3.400       0.000
1.000       1.000       30.42       0.000       0.000     DI1_164_167_L_0
  19 D   6.415       0.000       57.60       32.07       57.60       32.07             V-C  3.4641E+04  -3.600       0.000
1.000       1.000       32.07       0.000       0.000     DI1_164_167_L_0
  20 D   6.745       0.000       60.80       33.73       60.80       33.73             V-C  3.4641E+04  -3.800       0.000
1.000       1.000       33.73       0.000       0.000     DI1_164_167_L_0
  21 D   7.075       0.000       64.00       35.37       64.00       35.37             V-C  3.4641E+04  -4.000       0.000
1.000       1.000       35.37       0.000       0.000     DI1_164_167_L_0
  22 D   7.404       0.000       67.20       37.02       67.20       37.02             V-C  3.4641E+04  -4.200       0.000
1.000       1.000       37.02       0.000       0.000     DI1_164_167_L_0
  23 D   7.732       0.000       70.40       38.66       70.40       38.66             V-C  3.4641E+04  -4.400       0.000
1.000       1.000       38.66       0.000       0.000     DI1_164_167_L_0
  24 D   8.060       0.000       73.60       40.30       73.60       40.30             V-C  3.4641E+04  -4.600       0.000
1.000       1.000       40.30       0.000       0.000     DI1_164_167_L_0
```

```
  25 D   8.387       0.000       76.80       41.93       76.80       41.93          V-C  3.4641E+04  -4.800       0.000
1.000       1.000       41.93       0.000       0.000     DI1_164_167_L_0
  26 D   8.713       0.000       80.00       43.57       80.00       43.57          V-C  7.3842E+04  -5.000       0.000
1.000       1.000       43.57       0.000       0.000     DI2_165_168_L_0
  27 D   9.039       0.000       83.20       45.20       83.20       45.20          V-C  7.3842E+04  -5.200       0.000
1.000       1.000       45.20       0.000       0.000     DI2_165_168_L_0
  28 D   9.365       0.000       86.40       46.82       86.40       46.82          V-C  7.3842E+04  -5.400       0.000
1.000       1.000       46.82       0.000       0.000     DI2_165_168_L_0
  29 D   9.689       0.000       89.60       48.45       89.60       48.45          V-C  7.3842E+04  -5.600       0.000
1.000       1.000       48.45       0.000       0.000     DI2_165_168_L_0
  30 D   10.01       0.000       92.80       50.07       92.80       50.07          V-C  7.3842E+04  -5.800       0.000
1.000       1.000       50.07       0.000       0.000     DI2_165_168_L_0
  31 D   10.34       0.000       96.00       51.69       96.00       51.69          V-C  7.3842E+04  -6.000       0.000
1.000       1.000       51.69       0.000       0.000     DI2_165_168_L_0
  32 D   10.66       0.000       99.20       53.30       99.20       53.30          V-C  7.3842E+04  -6.200       0.000
1.000       1.000       53.30       0.000       0.000     DI2_165_168_L_0
  33 D   10.98       0.000       102.4       54.92       102.4       54.92          V-C  7.3842E+04  -6.400       0.000
1.000       1.000       54.92       0.000       0.000     DI2_165_168_L_0
  34 D   11.31       0.000       105.6       56.53       105.6       56.53          V-C  7.3842E+04  -6.600       0.000
1.000       1.000       56.53       0.000       0.000     DI2_165_168_L_0
  35 D   11.63       0.000       108.8       58.14       108.8       58.14          V-C  7.3842E+04  -6.800       0.000
1.000       1.000       58.14       0.000       0.000     DI2_165_168_L_0
  36 D   11.95       0.000       112.0       59.74       112.0       59.74          V-C  7.3842E+04  -7.000       0.000
1.000       1.000       59.74       0.000       0.000     DI2_165_168_L_0
  37 D   12.27       0.000       115.2       61.35       115.2       61.35          V-C  7.3842E+04  -7.200       0.000
1.000       1.000       61.35       0.000       0.000     DI2_165_168_L_0
  38 D   9.443       0.000       118.4       62.95       118.4       62.95          V-C  7.3842E+04  -7.400       0.000
1.000       1.000       62.95       0.000       0.000     DI2_165_168_L_0
  39 D   3.188       0.000       120.0       63.75       120.0       63.75          V-C  7.3842E+04  -7.500       0.000
1.000       1.000       63.75       0.000       0.000     DI2_165_168_L_0
```

```
+-----------------------------------------------------------------------------------------------------------------------+
|                  PARATIEPLUS(TM)   NLS ENGINE RELEASE  2018.0    FULL VERSION  *Build date:Nov 13, 2017*              |
|                                                                                                                       |
|                                   NewProject.BaseDesignSection_28.SISMICASTR_1243                                     |
|                                  Exe Time : 4 September 2018 18:01:32                                                 |
+-----------------------------------------------------------------------------------------------------------------------+
New Project


S T R E S S   R E S U L T S   F O R   G R O U P   N O.   3

WallElement_33                                                :
ELEMENT TYPE    2 NO.OF ELEMENTS. IN THIS GROUP   38
C U R R E N T   T I M E   I S     1.0000

 WALL2D ELEMENT

   EL      TA          TB          MA          MB
-----------------------------------------------------
    1  0.0000      0.0000      0.0000      0.0000
    2  0.0000      0.0000      0.0000      0.0000
    3  0.0000      0.0000      0.0000      0.0000
    4  0.0000      0.0000      0.0000      0.0000
    5  0.0000      0.0000      0.0000      0.0000
    6  0.0000      0.0000      0.0000      0.0000
    7  0.0000      0.0000      0.0000      0.0000
    8  0.0000      0.0000      0.0000      0.0000
    9  0.0000      0.0000      0.0000      0.0000
   10  0.0000      0.0000      0.0000      0.0000
   11  0.0000      0.0000      0.0000      0.0000
   12  0.0000      0.0000      0.0000      0.0000
   13  0.0000      0.0000      0.0000      0.0000
   14  0.0000      0.0000      0.0000      0.0000
   15  0.0000      0.0000      0.0000      0.0000
   16  0.0000      0.0000      0.0000      0.0000
   17  0.0000      0.0000      0.0000      0.0000
   18  0.0000      0.0000      0.0000      0.0000
   19  0.0000      0.0000      0.0000      0.0000
   20  0.0000      0.0000      0.0000      0.0000
   21  0.0000      0.0000      0.0000      0.0000
   22  0.0000      0.0000      0.0000      0.0000
   23  0.0000      0.0000      0.0000      0.0000
   24  0.0000      0.0000      0.0000      0.0000
   25  0.0000      0.0000      0.0000      0.0000
   26  0.0000      0.0000      0.0000      0.0000
   27  0.0000      0.0000      0.0000      0.0000
   28  0.0000      0.0000      0.0000      0.0000
   29  0.0000      0.0000      0.0000      0.0000
   30  0.0000      0.0000      0.0000      0.0000
   31  0.0000      0.0000      0.0000      0.0000
   32  0.0000      0.0000      0.0000      0.0000
   33  0.0000      0.0000      0.0000      0.0000
   34  0.0000      0.0000      0.0000      0.0000
   35  0.0000      0.0000      0.0000      0.0000
   36  0.0000      0.0000      0.0000      0.0000
   37  0.0000      0.0000      0.0000      0.0000
   38  0.0000      0.0000      0.0000      0.0000
```

```
+-------------------------------------------------------------------------------------------------------------------------------+
|                   PARATIEPLUS(TM)   NLS ENGINE RELEASE  2018.0    FULL VERSION  *Build date:Nov 13, 2017*                    |
|                                                                                                                               |
|                                    NewProject.BaseDesignSection_28.SISMICASTR_1243                                            |
|                                   Exe Time : 4 September 2018 18:01:32                                                        |
+-------------------------------------------------------------------------------------------------------------------------------+
New Project


S T R E S S    R E S U L T S    F O R    G R O U P    N O.    4

Tieback_175                                                  :
ELEMENT TYPE    6 NO.OF ELEMENTS. IN THIS GROUP    1
C U R R E N T    T I M E    I S      1.0000

 POST-TENSION 2D-BOUNDARY ELEMENT

         EL    FORCE          d0          EDISPL     pl. eps          K     -ve limit   +ve limit
-------------------------------------------------------------------------------------------------------

***** NO ONE ELEMENT ACTIVE AT CURRENT STEP *****

ITER     0 RNORM = 0.000     RMNORM= 0.000
           RINORM= 3740.     RIMNOR= 0.000
           RENORM= 35.28     REMNOR= 0.000     RATIO =0.9713E-01 TOLER =0.1000E-03  NOT CONVERGED
           RFMAX = 12.27     RMMAX = 0.000
           RTSMAL=0.1000E-03 RMSMAL= 0.000
           RDT   = 3740.     RDR   = 0.000
           RATIOT=0.9713E-01 RATIOR= 0.000
           MAX UN= 2.057     IEQ=    11 NODE      6 DOF   1  Y-DISPL.F
           MIN UN= 0.000     IEQ=     2 NODE      1 DOF   2   X-ROT. F
           NO. OF CONTACT CONSTRAINT VIOLATIONS     0


ITER     2 RNORM = 0.000     RMNORM= 0.000
           RINORM= 3740.     RIMNOR= 0.000
           RENORM=0.5566     REMNOR=0.2327E-21 RATIO =0.1220E-01 TOLER =0.1000E-03  NOT CONVERGED
           RFMAX = 12.27     RMMAX = 0.000
           RTSMAL=0.1000E-03 RMSMAL= 0.000
           RDT   = 3740.     RDR   = 0.000
           RATIOT=0.1220E-01 RATIOR= 0.000
           MAX UN=0.4690     IEQ=     3 NODE      2 DOF   1  Y-DISPL.F
           MIN UN=-.6007E-10 IEQ=    27 NODE     14 DOF   1  Y-DISPL.F
           NO. OF CONTACT CONSTRAINT VIOLATIONS     0


ITER     3 RNORM = 0.000     RMNORM= 0.000
           RINORM= 3740.     RIMNOR= 0.000
           RENORM=0.3624E-19 REMNOR=0.1014E-21 RATIO =0.3113E-11 TOLER =0.1000E-03      CONVERGED !
           RFMAX = 12.27     RMMAX = 0.000
           RTSMAL=0.1000E-03 RMSMAL= 0.000
           RDT   = 3740.     RDR   = 0.000
           RATIOT=0.3113E-11 RATIOR= 0.000
           MAX UN=0.5866E-10 IEQ=    13 NODE      7 DOF   1  Y-DISPL.F
           MIN UN=-.7748E-10 IEQ=    11 NODE      6 DOF   1  Y-DISPL.F
           NO. OF CONTACT CONSTRAINT VIOLATIONS     0
```

```
+-------------------------------------------------------------------------------------------------------------------------+
|                   PARATIEPLUS(TM)   NLS ENGINE RELEASE  2018.0    FULL VERSION  *Build date:Nov 13, 2017*              |
|                                                                                                                         |
|                                    NewProject.BaseDesignSection_28.SISMICASTR_1243                                      |
|                                   Exe Time : 4 September 2018 18:01:32                                                  |
+-------------------------------------------------------------------------------------------------------------------------+
New Project
SOLUTION REACHED USING     3 ITERATIONS ON   40

P R I N T   O U T   F O R   T I M E   S T E P    2     ( AT TIME   2.000     )

PRINT OUT OF ACTIVE COMPONENTS (FIXED NODES ARE NOT PRINTED OUT)

          Y-DISPL.F        X-ROT. F
            (02)             (04)           (
    1   9.3409643E-05  -1.4902698E-05
    2   9.0429104E-05  -1.4902685E-05
    3   8.7448688E-05  -1.4900884E-05
    4   8.4469220E-05  -1.4892036E-05
    5   8.1492926E-05  -1.4867409E-05
    6   7.8524123E-05  -1.4814794E-05
    7   7.5569922E-05  -1.4718476E-05
    8   7.2639994E-05  -1.4573239E-05
    9   6.9743400E-05  -1.4386400E-05
   10   6.6887707E-05  -1.4165459E-05
   11   6.4079009E-05  -1.3917620E-05
   12   6.1322006E-05  -1.3649576E-05
   13   5.8620121E-05  -1.3367403E-05
   14   5.5975627E-05  -1.3076503E-05
   15   5.3389789E-05  -1.2781567E-05
   16   5.0863005E-05  -1.2486558E-05
   17   4.8394943E-05  -1.2194705E-05
   18   4.5984734E-05  -1.1908506E-05
   19   4.3631046E-05  -1.1629725E-05
   20   4.1332280E-05  -1.1359402E-05
   21   3.9086711E-05  -1.1097863E-05
   22   3.6892586E-05  -1.0844724E-05
   23   3.4748333E-05  -1.0598912E-05
   24   3.2652650E-05  -1.0358667E-05
   25   3.0604657E-05  -1.0121558E-05
   26   2.8604024E-05  -9.8844956E-06
   27   2.6650697E-05  -9.6500078E-06
   28   2.4743344E-05  -9.4258249E-06
   29   2.2879262E-05  -9.2182129E-06
   30   2.1054632E-05  -9.0320016E-06
   31   1.9264806E-05  -8.8706159E-06
   32   1.7504603E-05  -8.7361029E-06
   33   1.5768537E-05  -8.6291529E-06
   34   1.4051147E-05  -8.5491230E-06
   35   1.2347224E-05  -8.4940491E-06
   36   1.0652082E-05  -8.4606582E-06
   37   8.9618282E-06  -8.4443755E-06
   38   7.2735906E-06  -8.4393294E-06
   39   6.4296500E-06  -8.4390649E-06
```

```
+-------------------------------------------------------------------------------------------------------------------------------+
|                  PARATIEPLUS(TM)   NLS ENGINE RELEASE  2018.0    FULL VERSION  *Build date:Nov 13, 2017*                    |
|                                                                                                                               |
|                                  NewProject.BaseDesignSection_28.SISMICASTR_1243                                              |
|                                 Exe Time : 4 September 2018 18:01:32                                                          |
+-------------------------------------------------------------------------------------------------------------------------------+
New Project


S T R E S S   R E S U L T S   F O R   G R O U P   N O.   1

0_L                                                          :
ELEMENT TYPE    5 NO.OF ELEMENTS. IN THIS GROUP   39
C U R R E N T   T I M E   I S     2.0000

 HARDENING 2D SOIL ELEMENT

 ****** TOTAL STRESS FORMULATION *****

  EL *   FORCE     DISPL-Y  VERTICAL-P  HORIZON.-P     MAX-V-P     MAX-H-P          STATE   STIFFNESS Z-LEVEL      PORE
E FACTOR    UFACTOR       Peq          Su_a        Su_p     LAYER
 ------------------------------------------------------------------------------------------------------------------------------
-------------------------------------------------------------------------------------------
   1 D  1.6128E-03 -9.3410E-05  4.8433E-02  1.6128E-02  4.8433E-02   1.745          ACTIVE   0.000       0.000       0.000
1.000       1.000      1.6128E-02   0.000       0.000     DI1_164_167_L_0
   2 D  0.2171     -9.0429E-05   3.259       1.085       3.259       3.459          ACTIVE   0.000      -0.2000      0.000
1.000       1.000       1.085       0.000       0.000     DI1_164_167_L_0
   3 D  0.4310     -8.7449E-05   6.472       2.155       6.472       5.170          ACTIVE   0.000      -0.4000      0.000
1.000       1.000       2.155       0.000       0.000     DI1_164_167_L_0
   4 D  0.6451     -8.4469E-05   9.686       3.225       9.686       6.877          ACTIVE   0.000      -0.6000      0.000
1.000       1.000       3.225       0.000       0.000     DI1_164_167_L_0
   5 D  0.8592     -8.1493E-05   12.90       4.296       12.90       8.582          ACTIVE   0.000      -0.8000      0.000
1.000       1.000       4.296       0.000       0.000     DI1_164_167_L_0
   6 D   1.077     -7.8524E-05   16.12       5.387       16.12       10.28           UL-RL  6.2354E+04  -1.000       0.000
1.000       1.000       5.387       0.000       0.000     DI1_164_167_L_0
   7 D   1.454     -7.5570E-05   19.34       7.269       19.34       11.98           UL-RL  6.2354E+04  -1.200       0.000
1.000       1.000       7.269       0.000       0.000     DI1_164_167_L_0
   8 D   1.829     -7.2640E-05   22.56       9.146       22.56       13.68           UL-RL  6.2354E+04  -1.400       0.000
1.000       1.000       9.146       0.000       0.000     DI1_164_167_L_0
   9 D   2.203     -6.9743E-05   25.78       11.02       25.78       15.37           UL-RL  6.2354E+04  -1.600       0.000
1.000       1.000       11.02       0.000       0.000     DI1_164_167_L_0
  10 D   2.576     -6.6888E-05   29.00       12.88       29.00       17.05           UL-RL  6.2354E+04  -1.800       0.000
1.000       1.000       12.88       0.000       0.000     DI1_164_167_L_0
  11 D   2.948     -6.4079E-05   32.22       14.74       32.22       18.74           UL-RL  6.2354E+04  -2.000       0.000
1.000       1.000       14.74       0.000       0.000     DI1_164_167_L_0
  12 D   3.319     -6.1322E-05   35.45       16.59       35.45       20.42           UL-RL  6.2354E+04  -2.200       0.000
1.000       1.000       16.59       0.000       0.000     DI1_164_167_L_0
  13 D   3.688     -5.8620E-05   38.68       18.44       38.68       22.09           UL-RL  6.2354E+04  -2.400       0.000
1.000       1.000       18.44       0.000       0.000     DI1_164_167_L_0
  14 D   4.055     -5.5976E-05   41.91       20.28       41.91       23.77           UL-RL  6.2354E+04  -2.600       0.000
1.000       1.000       20.28       0.000       0.000     DI1_164_167_L_0
  15 D   4.421     -5.3390E-05   45.14       22.11       45.14       25.43           UL-RL  6.2354E+04  -2.800       0.000
1.000       1.000       22.11       0.000       0.000     DI1_164_167_L_0
  16 D   4.786     -5.0863E-05   48.37       23.93       48.37       27.10           UL-RL  6.2354E+04  -3.000       0.000
1.000       1.000       23.93       0.000       0.000     DI1_164_167_L_0
  17 D   5.149     -4.8395E-05   51.60       25.74       51.60       28.76           UL-RL  6.2354E+04  -3.200       0.000
1.000       1.000       25.74       0.000       0.000     DI1_164_167_L_0
  18 D   5.511     -4.5985E-05   54.84       27.55       54.84       30.42           UL-RL  6.2354E+04  -3.400       0.000
1.000       1.000       27.55       0.000       0.000     DI1_164_167_L_0
  19 D   5.871     -4.3631E-05   58.07       29.35       58.07       32.07           UL-RL  6.2354E+04  -3.600       0.000
1.000       1.000       29.35       0.000       0.000     DI1_164_167_L_0
  20 D   6.230     -4.1332E-05   61.31       31.15       61.31       33.73           UL-RL  6.2354E+04  -3.800       0.000
1.000       1.000       31.15       0.000       0.000     DI1_164_167_L_0
  21 D   6.587     -3.9087E-05   64.54       32.94       64.54       35.37           UL-RL  6.2354E+04  -4.000       0.000
1.000       1.000       32.94       0.000       0.000     DI1_164_167_L_0
  22 D   6.944     -3.6893E-05   67.78       34.72       67.78       37.02           UL-RL  6.2354E+04  -4.200       0.000
1.000       1.000       34.72       0.000       0.000     DI1_164_167_L_0
  23 D   7.299     -3.4748E-05   71.02       36.49       71.02       38.66           UL-RL  6.2354E+04  -4.400       0.000
1.000       1.000       36.49       0.000       0.000     DI1_164_167_L_0
  24 D   7.653     -3.2653E-05   74.26       38.26       74.26       40.30           UL-RL  6.2354E+04  -4.600       0.000
1.000       1.000       38.26       0.000       0.000     DI1_164_167_L_0
```

```
  25 D   8.005     -3.0605E-05   77.50       40.03       77.50       41.93          UL-RL  6.2354E+04  -4.800       0.000
1.000       1.000       40.03       0.000       0.000     DI1_164_167_L_0
  26 D   7.854     -2.8604E-05   80.75       39.27       80.75       43.57          UL-RL  1.5029E+05  -5.000       0.000
1.000       1.000       39.27       0.000       0.000     DI2_165_168_L_0
  27 D   8.238     -2.6651E-05   83.99       41.19       83.99       45.20          UL-RL  1.5029E+05  -5.200       0.000
1.000       1.000       41.19       0.000       0.000     DI2_165_168_L_0
  28 D   8.621     -2.4743E-05   87.23       43.10       87.23       46.82          UL-RL  1.5029E+05  -5.400       0.000
1.000       1.000       43.10       0.000       0.000     DI2_165_168_L_0
  29 D   9.002     -2.2879E-05   90.48       45.01       90.48       48.45          UL-RL  1.5029E+05  -5.600       0.000
1.000       1.000       45.01       0.000       0.000     DI2_165_168_L_0
  30 D   9.381     -2.1055E-05   93.72       46.90       93.72       50.07          UL-RL  1.5029E+05  -5.800       0.000
1.000       1.000       46.90       0.000       0.000     DI2_165_168_L_0
  31 D   9.758     -1.9265E-05   96.97       48.79       96.97       51.69          UL-RL  1.5029E+05  -6.000       0.000
1.000       1.000       48.79       0.000       0.000     DI2_165_168_L_0
  32 D   10.13     -1.7505E-05   100.2       50.67       100.2       53.30          UL-RL  1.5029E+05  -6.200       0.000
1.000       1.000       50.67       0.000       0.000     DI2_165_168_L_0
  33 D   10.51     -1.5769E-05   103.5       52.55       103.5       54.92          UL-RL  1.5029E+05  -6.400       0.000
1.000       1.000       52.55       0.000       0.000     DI2_165_168_L_0
  34 D   10.88     -1.4051E-05   106.7       54.42       106.7       56.53          UL-RL  1.5029E+05  -6.600       0.000
1.000       1.000       54.42       0.000       0.000     DI2_165_168_L_0
  35 D   11.26     -1.2347E-05   109.9       56.28       109.9       58.14          UL-RL  1.5029E+05  -6.800       0.000
1.000       1.000       56.28       0.000       0.000     DI2_165_168_L_0
  36 D   11.63     -1.0652E-05   113.2       58.14       113.2       59.74          UL-RL  1.5029E+05  -7.000       0.000
1.000       1.000       58.14       0.000       0.000     DI2_165_168_L_0
  37 D   12.00     -8.9618E-06   116.4       60.00       116.4       61.35          UL-RL  1.5029E+05  -7.200       0.000
1.000       1.000       60.00       0.000       0.000     DI2_165_168_L_0
  38 D   9.279     -7.2736E-06   119.7       61.86       119.7       62.95          UL-RL  1.5029E+05  -7.400       0.000
1.000       1.000       61.86       0.000       0.000     DI2_165_168_L_0
  39 D   3.139     -6.4297E-06   121.3       62.79       121.3       63.75          UL-RL  1.5029E+05  -7.500       0.000
1.000       1.000       62.79       0.000       0.000     DI2_165_168_L_0
```

```
+-------------------------------------------------------------------------------------------------------------------------------+
|                   PARATIEPLUS(TM)   NLS ENGINE RELEASE  2018.0    FULL VERSION  *Build date:Nov 13, 2017*                    |
|                                                                                                                               |
|                                    NewProject.BaseDesignSection_28.SISMICASTR_1243                                            |
|                                   Exe Time : 4 September 2018 18:01:32                                                        |
+-------------------------------------------------------------------------------------------------------------------------------+
New Project


S T R E S S   R E S U L T S   F O R   G R O U P   N O.   2

0_R                                                              :
ELEMENT TYPE    5 NO.OF ELEMENTS. IN THIS GROUP   39
C U R R E N T   T I M E   I S      2.0000

 HARDENING 2D SOIL ELEMENT

 ****** TOTAL STRESS FORMULATION *****

  EL *   FORCE     DISPL-Y  VERTICAL-P  HORIZON.-P     MAX-V-P     MAX-H-P           STATE   STIFFNESS Z-LEVEL      PORE
E FACTOR    UFACTOR       Peq           Su_a         Su_p     LAYER
 ------------------------------------------------------------------------------------------------------------------------------
-------------------------------------------------------------------------------------------
   1     0.000         --          --          --          --          --          REMOVED     --        0.000       0.000
1.000       1.000       0.000       0.000       0.000     not available
   2     0.000         --          --          --          --          --          REMOVED     --      -0.2000       0.000
1.000       1.000       0.000       0.000       0.000     not available
   3     0.000         --          --          --          --          --          REMOVED     --      -0.4000       0.000
1.000       1.000       0.000       0.000       0.000     not available
   4     0.000         --          --          --          --          --          REMOVED     --      -0.6000       0.000
1.000       1.000       0.000       0.000       0.000     not available
   5     0.000         --          --          --          --          --          REMOVED     --      -0.8000       0.000
1.000       1.000       0.000       0.000       0.000     not available
   6 D   0.000      7.8524E-05   0.000       0.000       16.00       10.28         PASSIVE   0.000      -1.000       0.000
1.000       1.000       0.000       0.000       0.000     DI1_164_167_L_0
   7 D   1.888      7.5570E-05   3.200       9.441       19.20       11.98           UL-RL  4.1569E+04  -1.200       0.000
1.000       1.000       9.441       0.000       0.000     DI1_164_167_L_0
   8 D   2.296      7.2640E-05   6.400       11.48       22.40       13.68           UL-RL  4.1569E+04  -1.400       0.000
1.000       1.000       11.48       0.000       0.000     DI1_164_167_L_0
   9 D   2.661      6.9743E-05   9.600       13.30       25.60       15.37           UL-RL  4.1569E+04  -1.600       0.000
1.000       1.000       13.30       0.000       0.000     DI1_164_167_L_0
  10 D   3.007      6.6888E-05   12.80       15.03       28.80       17.05           UL-RL  4.1569E+04  -1.800       0.000
1.000       1.000       15.03       0.000       0.000     DI1_164_167_L_0
  11 D   3.343      6.4079E-05   16.00       16.71       32.00       18.74           UL-RL  4.1569E+04  -2.000       0.000
1.000       1.000       16.71       0.000       0.000     DI1_164_167_L_0
  12 D   3.673      6.1322E-05   19.20       18.36       35.20       20.42           UL-RL  4.1569E+04  -2.200       0.000
1.000       1.000       18.36       0.000       0.000     DI1_164_167_L_0
  13 D   3.999      5.8620E-05   22.40       19.99       38.40       22.09           UL-RL  4.1569E+04  -2.400       0.000
1.000       1.000       19.99       0.000       0.000     DI1_164_167_L_0
  14 D   4.322      5.5976E-05   25.60       21.61       41.60       23.77           UL-RL  4.1569E+04  -2.600       0.000
1.000       1.000       21.61       0.000       0.000     DI1_164_167_L_0
  15 D   4.643      5.3390E-05   28.80       23.21       44.80       25.43           UL-RL  4.1569E+04  -2.800       0.000
1.000       1.000       23.21       0.000       0.000     DI1_164_167_L_0
  16 D   4.962      5.0863E-05   32.00       24.81       48.00       27.10           UL-RL  4.1569E+04  -3.000       0.000
1.000       1.000       24.81       0.000       0.000     DI1_164_167_L_0
  17 D   5.280      4.8395E-05   35.20       26.40       51.20       28.76           UL-RL  4.1569E+04  -3.200       0.000
1.000       1.000       26.40       0.000       0.000     DI1_164_167_L_0
  18 D   5.597      4.5985E-05   38.40       27.98       54.40       30.42           UL-RL  4.1569E+04  -3.400       0.000
1.000       1.000       27.98       0.000       0.000     DI1_164_167_L_0
  19 D   5.913      4.3631E-05   41.60       29.56       57.60       32.07           UL-RL  4.1569E+04  -3.600       0.000
1.000       1.000       29.56       0.000       0.000     DI1_164_167_L_0
  20 D   6.228      4.1332E-05   44.80       31.14       60.80       33.73           UL-RL  4.1569E+04  -3.800       0.000
1.000       1.000       31.14       0.000       0.000     DI1_164_167_L_0
  21 D   6.542      3.9087E-05   48.00       32.71       64.00       35.37           UL-RL  4.1569E+04  -4.000       0.000
1.000       1.000       32.71       0.000       0.000     DI1_164_167_L_0
  22 D   6.856      3.6893E-05   51.20       34.28       67.20       37.02           UL-RL  4.1569E+04  -4.200       0.000
1.000       1.000       34.28       0.000       0.000     DI1_164_167_L_0
  23 D   7.170      3.4748E-05   54.40       35.85       70.40       38.66           UL-RL  4.1569E+04  -4.400       0.000
1.000       1.000       35.85       0.000       0.000     DI1_164_167_L_0
  24 D   7.482      3.2653E-05   57.60       37.41       73.60       40.30           UL-RL  4.1569E+04  -4.600       0.000
1.000       1.000       37.41       0.000       0.000     DI1_164_167_L_0
```

25 D	7.795	3.0605E-05	60.80	38.97	76.80	41.93	UL-RL	4.1569E+04	-4.800	0.000	
1.000	1.000	38.97	0.000	0.000	DI1_164_167_L_0						
26 D	8.376	2.8604E-05	64.00	41.88	80.00	43.57	UL-RL	8.8610E+04	-5.000	0.000	
1.000	1.000	41.88	0.000	0.000	DI2_165_168_L_0						
27 D	8.669	2.6651E-05	67.20	43.34	83.20	45.20	UL-RL	8.8610E+04	-5.200	0.000	
1.000	1.000	43.34	0.000	0.000	DI2_165_168_L_0						
28 D	8.962	2.4743E-05	70.40	44.81	86.40	46.82	UL-RL	8.8610E+04	-5.400	0.000	
1.000	1.000	44.81	0.000	0.000	DI2_165_168_L_0						
29 D	9.255	2.2879E-05	73.60	46.28	89.60	48.45	UL-RL	8.8610E+04	-5.600	0.000	
1.000	1.000	46.28	0.000	0.000	DI2_165_168_L_0						
30 D	9.549	2.1055E-05	76.80	47.74	92.80	50.07	UL-RL	8.8610E+04	-5.800	0.000	
1.000	1.000	47.74	0.000	0.000	DI2_165_168_L_0						
31 D	9.842	1.9265E-05	80.00	49.21	96.00	51.69	UL-RL	8.8610E+04	-6.000	0.000	
1.000	1.000	49.21	0.000	0.000	DI2_165_168_L_0						
32 D	10.14	1.7505E-05	83.20	50.68	99.20	53.30	UL-RL	8.8610E+04	-6.200	0.000	
1.000	1.000	50.68	0.000	0.000	DI2_165_168_L_0						
33 D	10.43	1.5769E-05	86.40	52.14	102.4	54.92	UL-RL	8.8610E+04	-6.400	0.000	
1.000	1.000	52.14	0.000	0.000	DI2_165_168_L_0						
34 D	10.72	1.4051E-05	89.60	53.61	105.6	56.53	UL-RL	8.8610E+04	-6.600	0.000	
1.000	1.000	53.61	0.000	0.000	DI2_165_168_L_0						
35 D	11.01	1.2347E-05	92.80	55.07	108.8	58.14	UL-RL	8.8610E+04	-6.800	0.000	
1.000	1.000	55.07	0.000	0.000	DI2_165_168_L_0						
36 D	11.31	1.0652E-05	96.00	56.53	112.0	59.74	UL-RL	8.8610E+04	-7.000	0.000	
1.000	1.000	56.53	0.000	0.000	DI2_165_168_L_0						
37 D	11.60	8.9618E-06	99.20	57.99	115.2	61.35	UL-RL	8.8610E+04	-7.200	0.000	
1.000	1.000	57.99	0.000	0.000	DI2_165_168_L_0						
38 D	8.918	7.2736E-06	102.4	59.45	118.4	62.95	UL-RL	8.8610E+04	-7.400	0.000	
1.000	1.000	59.45	0.000	0.000	DI2_165_168_L_0						
39 D	3.009	6.4297E-06	104.0	60.18	120.0	63.75	UL-RL	8.8610E+04	-7.500	0.000	
1.000	1.000	60.18	0.000	0.000	DI2_165_168_L_0						

```
+-------------------------------------------------------------------------------------------------------------------------+
|                   PARATIEPLUS(TM)   NLS ENGINE RELEASE  2018.0    FULL VERSION  *Build date:Nov 13, 2017*              |
|                                                                                                                         |
|                                    NewProject.BaseDesignSection_28.SISMICASTR_1243                                      |
|                                   Exe Time : 4 September 2018 18:01:32                                                  |
+-------------------------------------------------------------------------------------------------------------------------+
New Project


S T R E S S   R E S U L T S   F O R   G R O U P   N O.   3

WallElement_33                                                :
ELEMENT TYPE    2 NO.OF ELEMENTS. IN THIS GROUP   38
C U R R E N T   T I M E   I S     2.0000

 WALL2D ELEMENT

   EL      TA          TB          MA          MB
-------------------------------------------------------
    1 1.61281E-03-1.61281E-03 2.01794E-12 3.22561E-04
    2 0.21869    -0.21869    -3.22561E-04 4.40604E-02
    3 0.64971    -0.64971    -4.40604E-02 0.17400
    4  1.2948     -1.2948    -0.17400     0.43296
    5  2.1540     -2.1540    -0.43296     0.86375
    6  3.2314     -3.2314    -0.86375      1.5100
    7  2.7968     -2.7968     -1.5100      2.0694
    8  2.3297     -2.3297     -2.0694      2.5353
    9  1.8724     -1.8724     -2.5353      2.9098
   10  1.4422     -1.4422     -2.9098      3.1983
   11  1.0476     -1.0476     -3.1983      3.4078
   12 0.69336    -0.69336     -3.4078      3.5464
   13 0.38211    -0.38211     -3.5464      3.6229
   14 0.11531    -0.11531     -3.6229      3.6459
   15-0.10637     0.10637     -3.6459      3.6247
   16-0.28272     0.28272     -3.6247      3.5681
   17-0.41387     0.41387     -3.5681      3.4853
   18-0.50016     0.50016     -3.4853      3.3853
   19-0.54207     0.54207     -3.3853      3.2769
   20-0.54019     0.54019     -3.2769      3.1689
   21-0.49516     0.49516     -3.1689      3.0698
   22-0.40765     0.40765     -3.0698      2.9883
   23-0.27839     0.27839     -2.9883      2.9326
   24-0.10810     0.10810     -2.9326      2.9110
   25 0.10247    -0.10247     -2.9110      2.9315
   26-0.41964     0.41964     -2.9315      2.8476
   27-0.85033     0.85033     -2.8476      2.6775
   28 -1.1916      1.1916     -2.6775      2.4392
   29 -1.4455      1.4455     -2.4392      2.1501
   30 -1.6137      1.6137     -2.1501      1.8273
   31 -1.6977      1.6977     -1.8273      1.4878
   32 -1.6989      1.6989     -1.4878      1.1480
   33 -1.6184      1.6184     -1.1480     0.82434
   34 -1.4569      1.4569    -0.82434     0.53297
   35 -1.2150      1.2150    -0.53297     0.28996
   36-0.89317     0.89317    -0.28996     0.11133
   37-0.49147     0.49147    -0.11133     1.30354E-02
   38-0.13035     0.13035    -1.30354E-02 5.54223E-13
```

```
+---------------------------------------------------------------------------------------------------------------------+
|                   PARATIEPLUS(TM)   NLS ENGINE RELEASE  2018.0    FULL VERSION  *Build date:Nov 13, 2017*            |
|                                                                                                                     |
|                                    NewProject.BaseDesignSection_28.SISMICASTR_1243                                  |
|                                   Exe Time : 4 September 2018 18:01:32                                              |
+---------------------------------------------------------------------------------------------------------------------+
New Project


S T R E S S   R E S U L T S   F O R   G R O U P   N O.   4

Tieback_175                                                :
ELEMENT TYPE    6 NO.OF ELEMENTS. IN THIS GROUP    1
C U R R E N T   T I M E   I S      2.0000

 POST-TENSION 2D-BOUNDARY ELEMENT

         EL    FORCE          d0          EDISPL     pl. eps          K     -ve limit   +ve limit
-------------------------------------------------------------------------------------------------------

***** NO ONE ELEMENT ACTIVE AT CURRENT STEP *****

ITER     0 RNORM = 0.000     RMNORM= 0.000
           RINORM=0.1814E+05 RIMNOR= 462.6
           RENORM=0.1439E+05 REMNOR=0.1014E-21 RATIO =0.8907     TOLER =0.1000E-03  NOT CONVERGED
           RFMAX = 119.9     RMMAX = 3.646
           RTSMAL=0.1000E-02 RMSMAL=0.1000E-04
           RDT   =0.1814E+05 RDR   = 462.6
           RATIOT=0.8907     RATIOR= 0.000
           MAX UN=0.5866E-10 IEQ=    13 NODE      7 DOF   1  Y-DISPL.F
           MIN UN=-119.9     IEQ=     1 NODE      1 DOF   1  Y-DISPL.F
           NO. OF CONTACT CONSTRAINT VIOLATIONS     0


ITER     2 RNORM = 0.000     RMNORM= 0.000
           RINORM=0.1814E+05 RIMNOR= 462.6
           RENORM= 252.3     REMNOR=0.1156E-19 RATIO =0.1180     TOLER =0.1000E-03  NOT CONVERGED
           RFMAX = 119.9     RMMAX = 3.646
           RTSMAL=0.1000E-02 RMSMAL=0.1000E-04
           RDT   =0.1814E+05 RDR   = 462.6
           RATIOT=0.1180     RATIOR= 0.000
           MAX UN=0.5356     IEQ=    73 NODE     37 DOF   1  Y-DISPL.F
           MIN UN=-7.740     IEQ=     3 NODE      2 DOF   1  Y-DISPL.F
           NO. OF CONTACT CONSTRAINT VIOLATIONS     0


ITER     3 RNORM = 0.000     RMNORM= 0.000
           RINORM=0.1814E+05 RIMNOR= 462.6
           RENORM= 17.42     REMNOR=0.1456E-19 RATIO =0.3099E-01 TOLER =0.1000E-03  NOT CONVERGED
           RFMAX = 119.9     RMMAX = 3.646
           RTSMAL=0.1000E-02 RMSMAL=0.1000E-04
           RDT   =0.1814E+05 RDR   = 462.6
           RATIOT=0.3099E-01 RATIOR= 0.000
           MAX UN= 1.364     IEQ=    75 NODE     38 DOF   1  Y-DISPL.F
           MIN UN=-2.468     IEQ=    27 NODE     14 DOF   1  Y-DISPL.F
           NO. OF CONTACT CONSTRAINT VIOLATIONS     0


ITER     4 RNORM = 0.000     RMNORM= 0.000
           RINORM=0.1814E+05 RIMNOR= 462.6
           RENORM=0.1352     REMNOR=0.9138E-20 RATIO =0.2731E-02 TOLER =0.1000E-03  NOT CONVERGED
           RFMAX = 119.9     RMMAX = 3.646
           RTSMAL=0.1000E-02 RMSMAL=0.1000E-04
           RDT   =0.1814E+05 RDR   = 462.6
           RATIOT=0.2731E-02 RATIOR= 0.000
           MAX UN=0.3677     IEQ=    67 NODE     34 DOF   1  Y-DISPL.F
           MIN UN=-.9134E-09 IEQ=    75 NODE     38 DOF   1  Y-DISPL.F
           NO. OF CONTACT CONSTRAINT VIOLATIONS     0


ITER     5 RNORM = 0.000     RMNORM= 0.000
```

```
RINORM=0.1814E+05 RIMNOR= 462.6
RENORM=0.1140E-03 REMNOR=0.1776E-19 RATIO =0.7928E-04 TOLER =0.1000E-03      CONVERGED !
RFMAX = 119.9     RMMAX = 3.646
RTSMAL=0.1000E-02 RMSMAL=0.1000E-04
RDT   =0.1814E+05 RDR   = 462.6
RATIOT=0.7928E-04 RATIOR= 0.000
MAX UN=0.8583E-09 IEQ=     3 NODE      2 DOF   1  Y-DISPL.F
MIN UN=-.7576E-02 IEQ=    53 NODE     27 DOF   1  Y-DISPL.F
NO. OF CONTACT CONSTRAINT VIOLATIONS     0
```

```
+-------------------------------------------------------------------------------------------------------------------------+
|                   PARATIEPLUS(TM)   NLS ENGINE RELEASE  2018.0    FULL VERSION  *Build date:Nov 13, 2017*               |
|                                                                                                                         |
|                                    NewProject.BaseDesignSection_28.SISMICASTR_1243                                      |
|                                   Exe Time : 4 September 2018 18:01:32                                                  |
+-------------------------------------------------------------------------------------------------------------------------+
New Project
SOLUTION REACHED USING     5 ITERATIONS ON   40

P R I N T   O U T   F O R   T I M E   S T E P    3     ( AT TIME   3.000     )

PRINT OUT OF ACTIVE COMPONENTS (FIXED NODES ARE NOT PRINTED OUT)

          Y-DISPL.F        X-ROT. F
            (02)             (04)           (
    1  -1.6081075E-03   4.3111746E-04
    2  -1.5219489E-03   4.3014431E-04
    3  -1.4361776E-03   4.2725354E-04
    4  -1.3511696E-03   4.2253086E-04
    5  -1.2672779E-03   4.1611850E-04
    6  -1.1848228E-03   4.0819667E-04
    7  -1.1040874E-03   3.9895187E-04
    8  -1.0253183E-03   3.8856328E-04
    9  -9.4872695E-04   3.7720206E-04
   10  -8.7449143E-04   3.6503154E-04
   11  -8.0275790E-04   3.5220756E-04
   12  -7.3364207E-04   3.3887873E-04
   13  -6.6723062E-04   3.2518675E-04
   14  -6.0358257E-04   3.1126673E-04
   15  -5.4273054E-04   2.9724755E-04
   16  -4.8468197E-04   2.8325216E-04
   17  -4.2941999E-04   2.6939788E-04
   18  -3.7690564E-04   2.5579701E-04
   19  -3.2707715E-04   2.4255677E-04
   20  -2.7985208E-04   2.2977937E-04
   21  -2.3512854E-04   2.1755824E-04
   22  -1.9278652E-04   2.0597450E-04
   23  -1.5269159E-04   1.9509804E-04
   24  -1.1469621E-04   1.8498788E-04
   25  -7.8642098E-05   1.7569276E-04
   26  -4.4362171E-05   1.6725171E-04
   27  -1.1682157E-05   1.5970193E-04
   28   1.9579868E-05   1.5307362E-04
   29   4.9609362E-05   1.4737637E-04
   30   7.8591634E-05   1.4259739E-04
   31   1.0670727E-04   1.3870270E-04
   32   1.3412797E-04   1.3563895E-04
   33   1.6101331E-04   1.3333418E-04
   34   1.8750624E-04   1.3169837E-04
   35   2.1373029E-04   1.3062694E-04
   36   2.3978708E-04   1.3000638E-04
   37   2.6575474E-04   1.2971634E-04
   38   2.9168704E-04   1.2962969E-04
   39   3.0465011E-04   1.2962529E-04
```

```
+-------------------------------------------------------------------------------------------------------------------------------+
|                   PARATIEPLUS(TM)   NLS ENGINE RELEASE  2018.0    FULL VERSION  *Build date:Nov 13, 2017*                    |
|                                                                                                                               |
|                                    NewProject.BaseDesignSection_28.SISMICASTR_1243                                            |
|                                   Exe Time : 4 September 2018 18:01:32                                                        |
+-------------------------------------------------------------------------------------------------------------------------------+
New Project


S T R E S S   R E S U L T S   F O R   G R O U P   N O.   1

0_L                                                              :
ELEMENT TYPE    5 NO.OF ELEMENTS. IN THIS GROUP   39
C U R R E N T   T I M E   I S      3.0000

 HARDENING 2D SOIL ELEMENT

 ****** TOTAL STRESS FORMULATION *****

  EL *   FORCE     DISPL-Y  VERTICAL-P  HORIZON.-P     MAX-V-P     MAX-H-P           STATE   STIFFNESS Z-LEVEL      PORE
E FACTOR    UFACTOR       Peq           Su_a         Su_p     LAYER
 ------------------------------------------------------------------------------------------------------------------------------
-------------------------------------------------------------------------------------------
   1 D  2.6275E-02  1.6081E-03  4.8433E-02  0.2627      4.8433E-02   1.745         PASSIVE   0.000       0.000       0.000
1.000       1.000      0.2627       0.000       0.000     DI1_164_167_L_0
   2 D   3.536      1.5219E-03   3.259       17.68       3.259       17.68         PASSIVE   0.000     -0.2000       0.000
1.000       1.000       17.68       0.000       0.000     DI1_164_167_L_0
   3 D   7.022      1.4362E-03   6.472       35.11       6.472       35.11         PASSIVE   0.000     -0.4000       0.000
1.000       1.000       35.11       0.000       0.000     DI1_164_167_L_0
   4 D   10.51      1.3512E-03   9.686       52.54       9.686       52.54         PASSIVE   0.000     -0.6000       0.000
1.000       1.000       52.54       0.000       0.000     DI1_164_167_L_0
   5 D   11.69      1.2673E-03   12.90       58.47       12.90       58.47            V-C  3.8971E+04 -0.8000       0.000
1.000       1.000       58.47       0.000       0.000     DI1_164_167_L_0
   6 D   11.29      1.1848E-03   16.12       56.46       16.12       56.46            V-C  3.8971E+04  -1.000       0.000
1.000       1.000       56.46       0.000       0.000     DI1_164_167_L_0
   7 D   11.00      1.1041E-03   19.34       55.01       19.34       55.01            V-C  3.8971E+04  -1.200       0.000
1.000       1.000       55.01       0.000       0.000     DI1_164_167_L_0
   8 D   10.73      1.0253E-03   22.56       53.63       22.56       53.63            V-C  3.8971E+04  -1.400       0.000
1.000       1.000       53.63       0.000       0.000     DI1_164_167_L_0
   9 D   10.47      9.4873E-04   25.78       52.34       25.78       52.34            V-C  3.8971E+04  -1.600       0.000
1.000       1.000       52.34       0.000       0.000     DI1_164_167_L_0
  10 D   10.23      8.7449E-04   29.00       51.13       29.00       51.13            V-C  3.8971E+04  -1.800       0.000
1.000       1.000       51.13       0.000       0.000     DI1_164_167_L_0
  11 D   10.00      8.0276E-04   32.22       50.02       32.22       50.02            V-C  3.8971E+04  -2.000       0.000
1.000       1.000       50.02       0.000       0.000     DI1_164_167_L_0
  12 D   9.801      7.3364E-04   35.45       49.01       35.45       49.01            V-C  3.8971E+04  -2.200       0.000
1.000       1.000       49.01       0.000       0.000     DI1_164_167_L_0
  13 D   9.619      6.6723E-04   38.68       48.10       38.68       48.10            V-C  3.8971E+04  -2.400       0.000
1.000       1.000       48.10       0.000       0.000     DI1_164_167_L_0
  14 D   9.458      6.0358E-04   41.91       47.29       41.91       47.29            V-C  3.8971E+04  -2.600       0.000
1.000       1.000       47.29       0.000       0.000     DI1_164_167_L_0
  15 D   9.317      5.4273E-04   45.14       46.59       45.14       46.59            V-C  3.8971E+04  -2.800       0.000
1.000       1.000       46.59       0.000       0.000     DI1_164_167_L_0
  16 D   9.198      4.8468E-04   48.37       45.99       48.37       45.99            V-C  3.8971E+04  -3.000       0.000
1.000       1.000       45.99       0.000       0.000     DI1_164_167_L_0
  17 D   9.099      4.2942E-04   51.60       45.50       51.60       45.50            V-C  3.8971E+04  -3.200       0.000
1.000       1.000       45.50       0.000       0.000     DI1_164_167_L_0
  18 D   9.022      3.7691E-04   54.84       45.11       54.84       45.11            V-C  3.8971E+04  -3.400       0.000
1.000       1.000       45.11       0.000       0.000     DI1_164_167_L_0
  19 D   8.964      3.2708E-04   58.07       44.82       58.07       44.82          UL-RL  6.2354E+04  -3.600       0.000
1.000       1.000       44.82       0.000       0.000     DI1_164_167_L_0
  20 D   8.926      2.7985E-04   61.31       44.63       61.31       44.64          UL-RL  6.2354E+04  -3.800       0.000
1.000       1.000       44.63       0.000       0.000     DI1_164_167_L_0
  21 D   8.907      2.3513E-04   64.54       44.53       64.54       44.54          UL-RL  6.2354E+04  -4.000       0.000
1.000       1.000       44.53       0.000       0.000     DI1_164_167_L_0
  22 D   8.905      1.9279E-04   67.78       44.53       67.78       44.54          UL-RL  6.2354E+04  -4.200       0.000
1.000       1.000       44.53       0.000       0.000     DI1_164_167_L_0
  23 D   8.921      1.5269E-04   71.02       44.60       71.02       44.62          UL-RL  6.2354E+04  -4.400       0.000
1.000       1.000       44.60       0.000       0.000     DI1_164_167_L_0
  24 D   8.952      1.1470E-04   74.26       44.76       74.26       44.78          UL-RL  6.2354E+04  -4.600       0.000
1.000       1.000       44.76       0.000       0.000     DI1_164_167_L_0
```

```
  25 D   8.998      7.8642E-05   77.50       44.99       77.50       45.02          UL-RL  6.2354E+04  -4.800       0.000
1.000       1.000       44.99       0.000       0.000     DI1_164_167_L_0
  26 D   9.540      4.4362E-05   80.75       47.70       80.75       47.79          UL-RL  1.5029E+05  -5.000       0.000
1.000       1.000       47.70       0.000       0.000     DI2_165_168_L_0
  27 D   9.251      1.1682E-05   83.99       46.26       83.99       46.36          UL-RL  1.5029E+05  -5.200       0.000
1.000       1.000       46.26       0.000       0.000     DI2_165_168_L_0
  28 D   8.776     -1.9580E-05   87.23       43.88       87.23       46.82          UL-RL  1.5029E+05  -5.400       0.000
1.000       1.000       43.88       0.000       0.000     DI2_165_168_L_0
  29 D   8.198     -4.9609E-05   90.48       40.99       90.48       48.45          UL-RL  1.5029E+05  -5.600       0.000
1.000       1.000       40.99       0.000       0.000     DI2_165_168_L_0
  30 D   7.651     -7.8592E-05   93.72       38.26       93.72       50.07          UL-RL  1.5029E+05  -5.800       0.000
1.000       1.000       38.26       0.000       0.000     DI2_165_168_L_0
  31 D   7.130     -1.0671E-04   96.97       35.65       96.97       51.69          UL-RL  1.5029E+05  -6.000       0.000
1.000       1.000       35.65       0.000       0.000     DI2_165_168_L_0
  32 D   6.629     -1.3413E-04   100.2       33.14       100.2       53.30          UL-RL  1.5029E+05  -6.200       0.000
1.000       1.000       33.14       0.000       0.000     DI2_165_168_L_0
  33 D   6.144     -1.6101E-04   103.5       30.72       103.5       54.92          UL-RL  1.5029E+05  -6.400       0.000
1.000       1.000       30.72       0.000       0.000     DI2_165_168_L_0
  34 D   6.078     -1.8751E-04   106.7       30.39       106.7       56.53          ACTIVE   0.000      -6.600       0.000
1.000       1.000       30.39       0.000       0.000     DI2_165_168_L_0
  35 D   6.270     -2.1373E-04   109.9       31.35       109.9       58.14          ACTIVE   0.000      -6.800       0.000
1.000       1.000       31.35       0.000       0.000     DI2_165_168_L_0
  36 D   6.461     -2.3979E-04   113.2       32.31       113.2       59.74          ACTIVE   0.000      -7.000       0.000
1.000       1.000       32.31       0.000       0.000     DI2_165_168_L_0
  37 D   6.653     -2.6575E-04   116.4       33.26       116.4       61.35          ACTIVE   0.000      -7.200       0.000
1.000       1.000       33.26       0.000       0.000     DI2_165_168_L_0
  38 D   5.133     -2.9169E-04   119.7       34.22       119.7       62.95          ACTIVE   0.000      -7.400       0.000
1.000       1.000       34.22       0.000       0.000     DI2_165_168_L_0
  39 D   1.735     -3.0465E-04   121.3       34.70       121.3       63.75          ACTIVE   0.000      -7.500       0.000
1.000       1.000       34.70       0.000       0.000     DI2_165_168_L_0
```

```
+-------------------------------------------------------------------------------------------------------------------------------+
|                   PARATIEPLUS(TM)   NLS ENGINE RELEASE  2018.0    FULL VERSION  *Build date:Nov 13, 2017*                    |
|                                                                                                                               |
|                                    NewProject.BaseDesignSection_28.SISMICASTR_1243                                            |
|                                   Exe Time : 4 September 2018 18:01:32                                                        |
+-------------------------------------------------------------------------------------------------------------------------------+
New Project


S T R E S S   R E S U L T S   F O R   G R O U P   N O.   2

0_R                                                              :
ELEMENT TYPE    5 NO.OF ELEMENTS. IN THIS GROUP   39
C U R R E N T   T I M E   I S      3.0000

 HARDENING 2D SOIL ELEMENT

 ****** TOTAL STRESS FORMULATION *****

  EL *   FORCE     DISPL-Y  VERTICAL-P  HORIZON.-P     MAX-V-P     MAX-H-P           STATE   STIFFNESS Z-LEVEL      PORE
E FACTOR    UFACTOR       Peq          Su_a         Su_p     LAYER
 ------------------------------------------------------------------------------------------------------------------------------
-------------------------------------------------------------------------------------------
   1     0.000         --          --          --          --          --          REMOVED     --        0.000       0.000
1.000       1.000       0.000       0.000       0.000     not available
   2     0.000         --          --          --          --          --          REMOVED     --      -0.2000       0.000
1.000       1.000       0.000       0.000       0.000     not available
   3     0.000         --          --          --          --          --          REMOVED     --      -0.4000       0.000
1.000       1.000       0.000       0.000       0.000     not available
   4     0.000         --          --          --          --          --          REMOVED     --      -0.6000       0.000
1.000       1.000       0.000       0.000       0.000     not available
   5     0.000         --          --          --          --          --          REMOVED     --      -0.8000       0.000
1.000       1.000       0.000       0.000       0.000     not available
   6 D   0.000     -1.1848E-03   0.000       0.000       16.00       10.28        ACTIVE   0.000      -1.000       0.000
1.000       1.000       0.000       0.000       0.000     DI1_164_167_L_0
   7 D  0.2131     -1.1041E-03   3.200       1.066       19.20       11.98        ACTIVE   0.000      -1.200       0.000
1.000       1.000       1.066       0.000       0.000     DI1_164_167_L_0
   8 D  0.4262     -1.0253E-03   6.400       2.131       22.40       13.68        ACTIVE   0.000      -1.400       0.000
1.000       1.000       2.131       0.000       0.000     DI1_164_167_L_0
   9 D  0.6394     -9.4873E-04   9.600       3.197       25.60       15.37        ACTIVE   0.000      -1.600       0.000
1.000       1.000       3.197       0.000       0.000     DI1_164_167_L_0
  10 D  0.8525     -8.7449E-04   12.80       4.262       28.80       17.05        ACTIVE   0.000      -1.800       0.000
1.000       1.000       4.262       0.000       0.000     DI1_164_167_L_0
  11 D   1.066     -8.0276E-04   16.00       5.328       32.00       18.74        ACTIVE   0.000      -2.000       0.000
1.000       1.000       5.328       0.000       0.000     DI1_164_167_L_0
  12 D   1.279     -7.3364E-04   19.20       6.394       35.20       20.42        ACTIVE   0.000      -2.200       0.000
1.000       1.000       6.394       0.000       0.000     DI1_164_167_L_0
  13 D   1.492     -6.6723E-04   22.40       7.459       38.40       22.09        ACTIVE   0.000      -2.400       0.000
1.000       1.000       7.459       0.000       0.000     DI1_164_167_L_0
  14 D   1.705     -6.0358E-04   25.60       8.525       41.60       23.77        ACTIVE   0.000      -2.600       0.000
1.000       1.000       8.525       0.000       0.000     DI1_164_167_L_0
  15 D   1.918     -5.4273E-04   28.80       9.590       44.80       25.43        ACTIVE   0.000      -2.800       0.000
1.000       1.000       9.590       0.000       0.000     DI1_164_167_L_0
  16 D   2.131     -4.8468E-04   32.00       10.66       48.00       27.10        ACTIVE   0.000      -3.000       0.000
1.000       1.000       10.66       0.000       0.000     DI1_164_167_L_0
  17 D   2.344     -4.2942E-04   35.20       11.72       51.20       28.76        ACTIVE   0.000      -3.200       0.000
1.000       1.000       11.72       0.000       0.000     DI1_164_167_L_0
  18 D   2.557     -3.7691E-04   38.40       12.79       54.40       30.42        ACTIVE   0.000      -3.400       0.000
1.000       1.000       12.79       0.000       0.000     DI1_164_167_L_0
  19 D   2.831     -3.2708E-04   41.60       14.15       57.60       32.07         UL-RL  4.1569E+04  -3.600       0.000
1.000       1.000       14.15       0.000       0.000     DI1_164_167_L_0
  20 D   3.558     -2.7985E-04   44.80       17.79       60.80       33.73         UL-RL  4.1569E+04  -3.800       0.000
1.000       1.000       17.79       0.000       0.000     DI1_164_167_L_0
  21 D   4.263     -2.3513E-04   48.00       21.31       64.00       35.37         UL-RL  4.1569E+04  -4.000       0.000
1.000       1.000       21.31       0.000       0.000     DI1_164_167_L_0
  22 D   4.947     -1.9279E-04   51.20       24.73       67.20       37.02         UL-RL  4.1569E+04  -4.200       0.000
1.000       1.000       24.73       0.000       0.000     DI1_164_167_L_0
  23 D   5.611     -1.5269E-04   54.40       28.06       70.40       38.66         UL-RL  4.1569E+04  -4.400       0.000
1.000       1.000       28.06       0.000       0.000     DI1_164_167_L_0
  24 D   6.257     -1.1470E-04   57.60       31.29       73.60       40.30         UL-RL  4.1569E+04  -4.600       0.000
1.000       1.000       31.29       0.000       0.000     DI1_164_167_L_0
```

25 D	6.886	-7.8642E-05	60.80	34.43	76.80	41.93	UL-RL	4.1569E+04	-4.800	0.000	
1.000	1.000	34.43	0.000	0.000	DI1_164_167_L_0						
26 D	7.083	-4.4362E-05	64.00	35.41	80.00	43.57	UL-RL	8.8610E+04	-5.000	0.000	
1.000	1.000	35.41	0.000	0.000	DI2_165_168_L_0						
27 D	7.990	-1.1682E-05	67.20	39.95	83.20	45.20	UL-RL	8.8610E+04	-5.200	0.000	
1.000	1.000	39.95	0.000	0.000	DI2_165_168_L_0						
28 D	8.871	1.9580E-05	70.40	44.35	86.40	46.82	UL-RL	8.8610E+04	-5.400	0.000	
1.000	1.000	44.35	0.000	0.000	DI2_165_168_L_0						
29 D	9.678	4.9609E-05	73.60	48.39	89.60	48.87	UL-RL	8.8610E+04	-5.600	0.000	
1.000	1.000	48.39	0.000	0.000	DI2_165_168_L_0						
30 D	10.36	7.8592E-05	76.80	51.80	92.80	51.80	V-C	5.5381E+04	-5.800	0.000	
1.000	1.000	51.80	0.000	0.000	DI2_165_168_L_0						
31 D	11.00	1.0671E-04	80.00	54.98	96.00	54.98	V-C	5.5381E+04	-6.000	0.000	
1.000	1.000	54.98	0.000	0.000	DI2_165_168_L_0						
32 D	11.62	1.3413E-04	83.20	58.12	99.20	58.12	V-C	5.5381E+04	-6.200	0.000	
1.000	1.000	58.12	0.000	0.000	DI2_165_168_L_0						
33 D	12.25	1.6101E-04	86.40	61.23	102.4	61.23	V-C	5.5381E+04	-6.400	0.000	
1.000	1.000	61.23	0.000	0.000	DI2_165_168_L_0						
34 D	12.86	1.8751E-04	89.60	64.31	105.6	64.31	V-C	5.5381E+04	-6.600	0.000	
1.000	1.000	64.31	0.000	0.000	DI2_165_168_L_0						
35 D	13.47	2.1373E-04	92.80	67.37	108.8	67.37	V-C	5.5381E+04	-6.800	0.000	
1.000	1.000	67.37	0.000	0.000	DI2_165_168_L_0						
36 D	14.09	2.3979E-04	96.00	70.43	112.0	70.43	V-C	5.5381E+04	-7.000	0.000	
1.000	1.000	70.43	0.000	0.000	DI2_165_168_L_0						
37 D	14.69	2.6575E-04	99.20	73.47	115.2	73.47	V-C	5.5381E+04	-7.200	0.000	
1.000	1.000	73.47	0.000	0.000	DI2_165_168_L_0						
38 D	11.48	2.9169E-04	102.4	76.52	118.4	76.52	V-C	5.5381E+04	-7.400	0.000	
1.000	1.000	76.52	0.000	0.000	DI2_165_168_L_0						
39 D	3.902	3.0465E-04	104.0	78.04	120.0	78.04	V-C	5.5381E+04	-7.500	0.000	
1.000	1.000	78.04	0.000	0.000	DI2_165_168_L_0						

```
+-----------------------------------------------------------------------------------------------------------------------+
|                  PARATIEPLUS(TM)   NLS ENGINE RELEASE  2018.0    FULL VERSION  *Build date:Nov 13, 2017*              |
|                                                                                                                       |
|                                   NewProject.BaseDesignSection_28.SISMICASTR_1243                                     |
|                                  Exe Time : 4 September 2018 18:01:32                                                 |
+-----------------------------------------------------------------------------------------------------------------------+
New Project


S T R E S S   R E S U L T S   F O R   G R O U P   N O.   3

WallElement_33                                                  :
ELEMENT TYPE    2 NO.OF ELEMENTS. IN THIS GROUP   38
C U R R E N T   T I M E   I S     3.0000

 WALL2D ELEMENT

   EL      TA          TB          MA          MB
-----------------------------------------------------
    1 -119.92      119.92     5.96359E-11 -23.984
    2 -116.38      116.38      23.984     -47.260
    3 -109.36      109.36      47.260     -69.132
    4 -98.851      98.851      69.132     -88.902
    5 -87.158      87.158      88.902     -106.33
    6 -75.866      75.866      106.33     -121.51
    7 -65.078      65.078      121.51     -134.52
    8 -54.777      54.777      134.52     -145.48
    9 -44.949      44.949      145.48     -154.47
   10 -35.575      35.575      154.47     -161.58
   11 -26.636      26.636      161.58     -166.91
   12 -18.113      18.113      166.91     -170.53
   13 -9.9862      9.9862      170.53     -172.53
   14 -2.2336      2.2336      172.53     -172.98
   15  5.1653     -5.1653      172.98     -171.94
   16  12.232     -12.232      171.94     -169.50
   17  18.987     -18.987      169.50     -165.70
   18  25.451     -25.451      165.70     -160.61
   19  31.585     -31.585      160.61     -154.29
   20  36.953     -36.953      154.29     -146.90
   21  41.598     -41.598      146.90     -138.58
   22  45.558     -45.558      138.58     -129.47
   23  48.869     -48.869      129.47     -119.70
   24  51.566     -51.566      119.70     -109.38
   25  53.679     -53.679      109.38     -98.648
   26  56.143     -56.143      98.648     -87.419
   27  57.412     -57.412      87.419     -75.937
   28  57.318     -57.318      75.937     -64.473
   29  55.838     -55.838      64.473     -53.306
   30  53.129     -53.129      53.306     -42.680
   31  49.263     -49.263      42.680     -32.828
   32  44.267     -44.267      32.828     -23.974
   33  38.165     -38.165      23.974     -16.341
   34  31.382     -31.382      16.341     -10.065
   35  24.177     -24.177      10.065     -5.2293
   36  16.553     -16.553      5.2293     -1.9188
   37  8.5107     -8.5107      1.9188    -0.21668
   38  2.1667     -2.1667     0.21668    -2.24105E-11
```

```
+-------------------------------------------------------------------------------------------------------------------------------+
|                   PARATIEPLUS(TM)   NLS ENGINE RELEASE  2018.0    FULL VERSION  *Build date:Nov 13, 2017*                    |
|                                                                                                                               |
|                                    NewProject.BaseDesignSection_28.SISMICASTR_1243                                            |
|                                   Exe Time : 4 September 2018 18:01:32                                                        |
+-------------------------------------------------------------------------------------------------------------------------------+
New Project


S T R E S S   R E S U L T S   F O R   G R O U P   N O.   4

Tieback_175                                                  :
ELEMENT TYPE    6 NO.OF ELEMENTS. IN THIS GROUP    1
C U R R E N T   T I M E   I S      3.0000

 POST-TENSION 2D-BOUNDARY ELEMENT

         EL    FORCE          d0          EDISPL     pl. eps          K     -ve limit   +ve limit
-----------------------------------------------------------------------------------------------------------
 ANCHOR    1   138.50     -1.47356E-03 -1.47356E-03   0.0000       0.0000       0.0000       0.0000     BORN NOW JUST
ACTIVATED

 ITER     0 RNORM = 0.000     RMNORM= 0.000
             RINORM=0.2448E+06 RIMNOR=0.1001E+07
             RENORM= 410.0     REMNOR=0.1776E-19 RATIO =0.4092E-01 TOLER =0.1000E-03  NOT CONVERGED
             RFMAX = 119.9     RMMAX = 173.0
             RTSMAL=0.1000E-02 RMSMAL=0.1000E-02
             RDT   =0.2448E+06 RDR   =0.1001E+07
             RATIOT=0.4092E-01 RATIOR= 0.000
             MAX UN= 6.255     IEQ=    47 NODE     24 DOF   1  Y-DISPL.F
             MIN UN=-.5933E-09 IEQ=     1 NODE      1 DOF   1  Y-DISPL.F
             NO. OF CONTACT CONSTRAINT VIOLATIONS     0


 ITER     2 RNORM = 0.000     RMNORM= 0.000
             RINORM=0.2448E+06 RIMNOR=0.1001E+07
             RENORM= 32.94     REMNOR=0.1398E-18 RATIO =0.1160E-01 TOLER =0.1000E-03  NOT CONVERGED
             RFMAX = 119.9     RMMAX = 173.0
             RTSMAL=0.1000E-02 RMSMAL=0.1000E-02
             RDT   =0.2448E+06 RDR   =0.1001E+07
             RATIOT=0.1160E-01 RATIOR= 0.000
             MAX UN= 3.804     IEQ=    65 NODE     33 DOF   1  Y-DISPL.F
             MIN UN=-.1885E-08 IEQ=     5 NODE      3 DOF   1  Y-DISPL.F
             NO. OF CONTACT CONSTRAINT VIOLATIONS     0


 ITER     3 RNORM = 0.000     RMNORM= 0.000
             RINORM=0.2448E+06 RIMNOR=0.1001E+07
             RENORM=0.3432E-01 REMNOR=0.3865E-19 RATIO =0.3744E-03 TOLER =0.1000E-03  NOT CONVERGED
             RFMAX = 119.9     RMMAX = 173.0
             RTSMAL=0.1000E-02 RMSMAL=0.1000E-02
             RDT   =0.2448E+06 RDR   =0.1001E+07
             RATIOT=0.3744E-03 RATIOR= 0.000
             MAX UN=0.1130     IEQ=    75 NODE     38 DOF   1  Y-DISPL.F
             MIN UN=-.3301E-09 IEQ=    63 NODE     32 DOF   1  Y-DISPL.F
             NO. OF CONTACT CONSTRAINT VIOLATIONS     0


 ITER     4 RNORM = 0.000     RMNORM= 0.000
             RINORM=0.2448E+06 RIMNOR=0.1001E+07
             RENORM=0.7717E-05 REMNOR=0.1172E-19 RATIO =0.5615E-05 TOLER =0.1000E-03      CONVERGED !
             RFMAX = 119.9     RMMAX = 173.0
             RTSMAL=0.1000E-02 RMSMAL=0.1000E-02
             RDT   =0.2448E+06 RDR   =0.1001E+07
             RATIOT=0.5615E-05 RATIOR= 0.000
             MAX UN=0.2778E-02 IEQ=    67 NODE     34 DOF   1  Y-DISPL.F
             MIN UN=-.1365E-08 IEQ=    75 NODE     38 DOF   1  Y-DISPL.F
             NO. OF CONTACT CONSTRAINT VIOLATIONS     0
```

```
+-------------------------------------------------------------------------------------------------------------------------+
|                   PARATIEPLUS(TM)   NLS ENGINE RELEASE  2018.0    FULL VERSION  *Build date:Nov 13, 2017*              |
|                                                                                                                         |
|                                    NewProject.BaseDesignSection_28.SISMICASTR_1243                                      |
|                                   Exe Time : 4 September 2018 18:01:32                                                  |
+-------------------------------------------------------------------------------------------------------------------------+
New Project
SOLUTION REACHED USING     4 ITERATIONS ON   40

P R I N T   O U T   F O R   T I M E   S T E P    4     ( AT TIME   4.000     )

PRINT OUT OF ACTIVE COMPONENTS (FIXED NODES ARE NOT PRINTED OUT)

          Y-DISPL.F        X-ROT. F
            (02)             (04)           (
    1  -1.3870056E-03   5.0479823E-04
    2  -1.2861109E-03   5.0382281E-04
    3  -1.1856050E-03   5.0091886E-04
    4  -1.0858671E-03   4.9615895E-04
    5  -9.8725660E-04   4.8967142E-04
    6  -8.9010270E-04   4.8162172E-04
    7  -7.9470065E-04   4.7218088E-04
    8  -7.0131212E-04   4.6151349E-04
    9  -6.1016641E-04   4.4977880E-04
   10  -5.2146148E-04   4.3713091E-04
   11  -4.3536497E-04   4.2371911E-04
   12  -3.5201511E-04   4.0968812E-04
   13  -2.7152163E-04   3.9517846E-04
   14  -1.9396653E-04   3.8032674E-04
   15  -1.1940487E-04   3.6526605E-04
   16  -4.7865385E-05   3.5012627E-04
   17   2.0649174E-05   3.3503436E-04
   18   8.6160207E-05   3.2011501E-04
   19   1.4871484E-04   3.0549056E-04
   20   2.0838413E-04   2.9128164E-04
   21   2.6526286E-04   2.7760747E-04
   22   3.1947035E-04   2.6458596E-04
   23   3.7114857E-04   2.5233439E-04
   24   4.2046321E-04   2.4096947E-04
   25   4.6760323E-04   2.3060764E-04
   26   5.1277942E-04   2.2134313E-04
   27   5.5621555E-04   2.1320774E-04
   28   5.9813617E-04   2.0618038E-04
   29   6.3875882E-04   2.0021991E-04
   30   6.7829157E-04   1.9527094E-04
   31   7.1693013E-04   1.9126599E-04
   32   7.5485552E-04   1.8812727E-04
   33   7.9223277E-04   1.8576734E-04
   34   8.2920793E-04   1.8408950E-04
   35   8.6590699E-04   1.8298799E-04
   36   9.0243394E-04   1.8234860E-04
   37   9.3886891E-04   1.8204914E-04
   38   9.7526740E-04   1.8195952E-04
   39   9.9346359E-04   1.8195496E-04
```

```
+-------------------------------------------------------------------------------------------------------------------------------+
|                   PARATIEPLUS(TM)   NLS ENGINE RELEASE  2018.0    FULL VERSION  *Build date:Nov 13, 2017*                    |
|                                                                                                                               |
|                                    NewProject.BaseDesignSection_28.SISMICASTR_1243                                            |
|                                   Exe Time : 4 September 2018 18:01:32                                                        |
+-------------------------------------------------------------------------------------------------------------------------------+
New Project


S T R E S S   R E S U L T S   F O R   G R O U P   N O.   1

0_L                                                              :
ELEMENT TYPE    5 NO.OF ELEMENTS. IN THIS GROUP   39
C U R R E N T   T I M E   I S      4.0000

 HARDENING 2D SOIL ELEMENT

 ****** TOTAL STRESS FORMULATION *****

  EL *   FORCE     DISPL-Y  VERTICAL-P  HORIZON.-P     MAX-V-P     MAX-H-P           STATE   STIFFNESS Z-LEVEL      PORE
E FACTOR    UFACTOR       Peq           Su_a         Su_p     LAYER
 ------------------------------------------------------------------------------------------------------------------------------
-------------------------------------------------------------------------------------------
   1 D  2.6275E-02  1.3870E-03  4.8433E-02  0.2627      4.8433E-02   1.745         PASSIVE   0.000       0.000       0.000
1.000       1.000       0.2627       0.000       0.000     DI1_164_167_L_0
   2 D   2.752      1.2861E-03   3.259       13.76       3.259       17.68          UL-RL  1.6628E+04 -0.2000       0.000
1.000       1.000       13.76        0.000       0.000     DI1_164_167_L_0
   3 D   6.189      1.1856E-03   6.472       30.94       6.472       35.11          UL-RL  1.6628E+04 -0.4000       0.000
1.000       1.000       30.94        0.000       0.000     DI1_164_167_L_0
   4 D   9.627      1.0859E-03   9.686       48.13       9.686       52.54          UL-RL  1.6628E+04 -0.6000       0.000
1.000       1.000       48.13        0.000       0.000     DI1_164_167_L_0
   5 D   10.76      9.8726E-04   12.90       53.81       12.90       58.47          UL-RL  1.6628E+04 -0.8000       0.000
1.000       1.000       53.81        0.000       0.000     DI1_164_167_L_0
   6 D   10.31      8.9010E-04   16.12       51.56       16.12       56.46          UL-RL  1.6628E+04  -1.000       0.000
1.000       1.000       51.56        0.000       0.000     DI1_164_167_L_0
   7 D   9.973      7.9470E-04   19.34       49.86       19.34       55.01          UL-RL  1.6628E+04  -1.200       0.000
1.000       1.000       49.86        0.000       0.000     DI1_164_167_L_0
   8 D   9.649      7.0131E-04   22.56       48.25       22.56       53.63          UL-RL  1.6628E+04  -1.400       0.000
1.000       1.000       48.25        0.000       0.000     DI1_164_167_L_0
   9 D   9.342      6.1017E-04   25.78       46.71       25.78       52.34          UL-RL  1.6628E+04  -1.600       0.000
1.000       1.000       46.71        0.000       0.000     DI1_164_167_L_0
  10 D   9.053      5.2146E-04   29.00       45.26       29.00       51.13          UL-RL  1.6628E+04  -1.800       0.000
1.000       1.000       45.26        0.000       0.000     DI1_164_167_L_0
  11 D   8.782      4.3536E-04   32.22       43.91       32.22       50.02          UL-RL  1.6628E+04  -2.000       0.000
1.000       1.000       43.91        0.000       0.000     DI1_164_167_L_0
  12 D   8.532      3.5202E-04   35.45       42.66       35.45       49.01          UL-RL  1.6628E+04  -2.200       0.000
1.000       1.000       42.66        0.000       0.000     DI1_164_167_L_0
  13 D   8.303      2.7152E-04   38.68       41.52       38.68       48.10          UL-RL  1.6628E+04  -2.400       0.000
1.000       1.000       41.52        0.000       0.000     DI1_164_167_L_0
  14 D   8.095      1.9397E-04   41.91       40.48       41.91       47.29          UL-RL  1.6628E+04  -2.600       0.000
1.000       1.000       40.48        0.000       0.000     DI1_164_167_L_0
  15 D   7.909      1.1940E-04   45.14       39.55       45.14       46.59          UL-RL  1.6628E+04  -2.800       0.000
1.000       1.000       39.55        0.000       0.000     DI1_164_167_L_0
  16 D   7.745      4.7865E-05   48.37       38.73       48.37       45.99          UL-RL  1.6628E+04  -3.000       0.000
1.000       1.000       38.73        0.000       0.000     DI1_164_167_L_0
  17 D   7.603     -2.0649E-05   51.60       38.01       51.60       45.50          UL-RL  1.6628E+04  -3.200       0.000
1.000       1.000       38.01        0.000       0.000     DI1_164_167_L_0
  18 D   7.482     -8.6160E-05   54.84       37.41       54.84       45.11          UL-RL  1.6628E+04  -3.400       0.000
1.000       1.000       37.41        0.000       0.000     DI1_164_167_L_0
  19 D   7.382     -1.4871E-04   58.07       36.91       58.07       44.82          UL-RL  1.6628E+04  -3.600       0.000
1.000       1.000       36.91        0.000       0.000     DI1_164_167_L_0
  20 D   7.302     -2.0838E-04   61.31       36.51       61.31       44.64          UL-RL  1.6628E+04  -3.800       0.000
1.000       1.000       36.51        0.000       0.000     DI1_164_167_L_0
  21 D   7.243     -2.6526E-04   64.54       36.21       64.54       44.54          UL-RL  1.6628E+04  -4.000       0.000
1.000       1.000       36.21        0.000       0.000     DI1_164_167_L_0
  22 D   7.202     -3.1947E-04   67.78       36.01       67.78       44.54          UL-RL  1.6628E+04  -4.200       0.000
1.000       1.000       36.01        0.000       0.000     DI1_164_167_L_0
  23 D   7.179     -3.7115E-04   71.02       35.89       71.02       44.62          UL-RL  1.6628E+04  -4.400       0.000
1.000       1.000       35.89        0.000       0.000     DI1_164_167_L_0
  24 D   7.172     -4.2046E-04   74.26       35.86       74.26       44.78          UL-RL  1.6628E+04  -4.600       0.000
1.000       1.000       35.86        0.000       0.000     DI1_164_167_L_0
```

```
  25 D   7.181     -4.6760E-04   77.50       35.90       77.50       45.02          UL-RL  1.6628E+04  -4.800       0.000
1.000       1.000       35.90       0.000       0.000     DI1_164_167_L_0
  26 D   5.074     -5.1278E-04   80.75       25.37       80.75       47.79          UL-RL  4.0077E+04  -5.000       0.000
1.000       1.000       25.37       0.000       0.000     DI2_165_168_L_0
  27 D   4.738     -5.5622E-04   83.99       23.69       83.99       46.36          ACTIVE   0.000      -5.200       0.000
1.000       1.000       23.69       0.000       0.000     DI2_165_168_L_0
  28 D   4.929     -5.9814E-04   87.23       24.65       87.23       46.82          ACTIVE   0.000      -5.400       0.000
1.000       1.000       24.65       0.000       0.000     DI2_165_168_L_0
  29 D   5.121     -6.3876E-04   90.48       25.60       90.48       48.45          ACTIVE   0.000      -5.600       0.000
1.000       1.000       25.60       0.000       0.000     DI2_165_168_L_0
  30 D   5.312     -6.7829E-04   93.72       26.56       93.72       50.07          ACTIVE   0.000      -5.800       0.000
1.000       1.000       26.56       0.000       0.000     DI2_165_168_L_0
  31 D   5.504     -7.1693E-04   96.97       27.52       96.97       51.69          ACTIVE   0.000      -6.000       0.000
1.000       1.000       27.52       0.000       0.000     DI2_165_168_L_0
  32 D   5.695     -7.5486E-04   100.2       28.48       100.2       53.30          ACTIVE   0.000      -6.200       0.000
1.000       1.000       28.48       0.000       0.000     DI2_165_168_L_0
  33 D   5.887     -7.9223E-04   103.5       29.43       103.5       54.92          ACTIVE   0.000      -6.400       0.000
1.000       1.000       29.43       0.000       0.000     DI2_165_168_L_0
  34 D   6.078     -8.2921E-04   106.7       30.39       106.7       56.53          ACTIVE   0.000      -6.600       0.000
1.000       1.000       30.39       0.000       0.000     DI2_165_168_L_0
  35 D   6.270     -8.6591E-04   109.9       31.35       109.9       58.14          ACTIVE   0.000      -6.800       0.000
1.000       1.000       31.35       0.000       0.000     DI2_165_168_L_0
  36 D   6.461     -9.0243E-04   113.2       32.31       113.2       59.74          ACTIVE   0.000      -7.000       0.000
1.000       1.000       32.31       0.000       0.000     DI2_165_168_L_0
  37 D   6.653     -9.3887E-04   116.4       33.26       116.4       61.35          ACTIVE   0.000      -7.200       0.000
1.000       1.000       33.26       0.000       0.000     DI2_165_168_L_0
  38 D   5.133     -9.7527E-04   119.7       34.22       119.7       62.95          ACTIVE   0.000      -7.400       0.000
1.000       1.000       34.22       0.000       0.000     DI2_165_168_L_0
  39 D   1.735     -9.9346E-04   121.3       34.70       121.3       63.75          ACTIVE   0.000      -7.500       0.000
1.000       1.000       34.70       0.000       0.000     DI2_165_168_L_0
```

```
+-----------------------------------------------------------------------------------------------------------------------+
|                  PARATIEPLUS(TM)   NLS ENGINE RELEASE  2018.0    FULL VERSION  *Build date:Nov 13, 2017*              |
|                                                                                                                       |
|                                   NewProject.BaseDesignSection_28.SISMICASTR_1243                                     |
|                                  Exe Time : 4 September 2018 18:01:32                                                 |
+-----------------------------------------------------------------------------------------------------------------------+
New Project


S T R E S S   R E S U L T S   F O R   G R O U P   N O.   2

0_R                                                                  :
ELEMENT TYPE    5 NO.OF ELEMENTS. IN THIS GROUP   39
C U R R E N T   T I M E   I S     4.0000

 HARDENING 2D SOIL ELEMENT

 ****** TOTAL STRESS FORMULATION *****

 EL *   FORCE     DISPL-Y  VERTICAL-P  HORIZON.-P     MAX-V-P     MAX-H-P          STATE   STIFFNESS Z-LEVEL      PORE
E FACTOR    UFACTOR       Peq          Su_a        Su_p     LAYER
 ---------------------------------------------------------------------------------------------------------------------------
-----------------------------------------------------------------------------------------------
   1     0.000         --          --          --          --          --          REMOVED     --        0.000       0.000
1.000       1.000       0.000       0.000       0.000     not available
   2     0.000         --          --          --          --          --          REMOVED     --      -0.2000       0.000
1.000       1.000       0.000       0.000       0.000     not available
   3     0.000         --          --          --          --          --          REMOVED     --      -0.4000       0.000
1.000       1.000       0.000       0.000       0.000     not available
   4     0.000         --          --          --          --          --          REMOVED     --      -0.6000       0.000
1.000       1.000       0.000       0.000       0.000     not available
   5     0.000         --          --          --          --          --          REMOVED     --      -0.8000       0.000
1.000       1.000       0.000       0.000       0.000     not available
   6     0.000         --          --          --          --          --          REMOVED     --       -1.000       0.000
1.000       1.000       0.000       0.000       0.000     not available
   7     0.000         --          --          --          --          --          REMOVED     --       -1.200       0.000
1.000       1.000       0.000       0.000       0.000     not available
   8     0.000         --          --          --          --          --          REMOVED     --       -1.400       0.000
1.000       1.000       0.000       0.000       0.000     not available
   9     0.000         --          --          --          --          --          REMOVED     --       -1.600       0.000
1.000       1.000       0.000       0.000       0.000     not available
  10     0.000         --          --          --          --          --          REMOVED     --       -1.800       0.000
1.000       1.000       0.000       0.000       0.000     not available
  11     0.000         --          --          --          --          --          REMOVED     --       -2.000       0.000
1.000       1.000       0.000       0.000       0.000     not available
  12     0.000         --          --          --          --          --          REMOVED     --       -2.200       0.000
1.000       1.000       0.000       0.000       0.000     not available
  13     0.000         --          --          --          --          --          REMOVED     --       -2.400       0.000
1.000       1.000       0.000       0.000       0.000     not available
  14     0.000         --          --          --          --          --          REMOVED     --       -2.600       0.000
1.000       1.000       0.000       0.000       0.000     not available
  15     0.000         --          --          --          --          --          REMOVED     --       -2.800       0.000
1.000       1.000       0.000       0.000       0.000     not available
  16     0.000         --          --          --          --          --          REMOVED     --       -3.000       0.000
1.000       1.000       0.000       0.000       0.000     not available
  17     0.000         --          --          --          --          --          REMOVED     --       -3.200       0.000
1.000       1.000       0.000       0.000       0.000     not available
  18     0.000         --          --          --          --          --          REMOVED     --       -3.400       0.000
1.000       1.000       0.000       0.000       0.000     not available
  19     0.000         --          --          --          --          --          REMOVED     --       -3.600       0.000
1.000       1.000       0.000       0.000       0.000     not available
  20     0.000         --          --          --          --          --          REMOVED     --       -3.800       0.000
1.000       1.000       0.000       0.000       0.000     not available
  21     0.000         --          --          --          --          --          REMOVED     --       -4.000       0.000
1.000       1.000       0.000       0.000       0.000     not available
  22     0.000         --          --          --          --          --          REMOVED     --       -4.200       0.000
1.000       1.000       0.000       0.000       0.000     not available
  23     0.000         --          --          --          --          --          REMOVED     --       -4.400       0.000
1.000       1.000       0.000       0.000       0.000     not available
  24 D   0.000      4.2046E-04   0.000       0.000       73.60       40.30         PASSIVE   0.000      -4.600       0.000
1.000       1.000       0.000       0.000       0.000     DI1_164_167_L_0
```

```
  25 D   2.744      4.6760E-04   3.200       13.72       76.80       41.93         PASSIVE   0.000      -4.800       0.000
1.000       1.000       13.72       0.000       0.000     DI1_164_167_L_0
  26 D   5.595      5.1278E-04   6.400       27.97       80.00       43.57           UL-RL  3.0555E+04  -5.000       0.000
1.000       1.000       27.97       0.000       0.000     DI2_165_168_L_0
  27 D   6.809      5.5622E-04   9.600       34.04       83.20       45.20           UL-RL  3.0555E+04  -5.200       0.000
1.000       1.000       34.04       0.000       0.000     DI2_165_168_L_0
  28 D   7.933      5.9814E-04   12.80       39.66       86.40       46.82           UL-RL  3.0555E+04  -5.400       0.000
1.000       1.000       39.66       0.000       0.000     DI2_165_168_L_0
  29 D   8.944      6.3876E-04   16.00       44.72       89.60       48.87           UL-RL  3.0555E+04  -5.600       0.000
1.000       1.000       44.72       0.000       0.000     DI2_165_168_L_0
  30 D   9.804      6.7829E-04   19.20       49.02       92.80       51.80           UL-RL  3.0555E+04  -5.800       0.000
1.000       1.000       49.02       0.000       0.000     DI2_165_168_L_0
  31 D   10.60      7.1693E-04   22.40       53.00       96.00       54.98           UL-RL  3.0555E+04  -6.000       0.000
1.000       1.000       53.00       0.000       0.000     DI2_165_168_L_0
  32 D   11.37      7.5486E-04   25.60       56.86       99.20       58.12           UL-RL  3.0555E+04  -6.200       0.000
1.000       1.000       56.86       0.000       0.000     DI2_165_168_L_0
  33 D   12.13      7.9223E-04   28.80       60.64       102.4       61.23           UL-RL  3.0555E+04  -6.400       0.000
1.000       1.000       60.64       0.000       0.000     DI2_165_168_L_0
  34 D   12.87      8.2921E-04   32.00       64.33       105.6       64.33             V-C  1.9097E+04  -6.600       0.000
1.000       1.000       64.33       0.000       0.000     DI2_165_168_L_0
  35 D   13.55      8.6591E-04   35.20       67.77       108.8       67.77             V-C  1.9097E+04  -6.800       0.000
1.000       1.000       67.77       0.000       0.000     DI2_165_168_L_0
  36 D   14.23      9.0243E-04   38.40       71.17       112.0       71.17             V-C  1.9097E+04  -7.000       0.000
1.000       1.000       71.17       0.000       0.000     DI2_165_168_L_0
  37 D   14.91      9.3887E-04   41.60       74.55       115.2       74.55             V-C  1.9097E+04  -7.200       0.000
1.000       1.000       74.55       0.000       0.000     DI2_165_168_L_0
  38 D   11.69      9.7527E-04   44.80       77.92       118.4       77.92             V-C  1.9097E+04  -7.400       0.000
1.000       1.000       77.92       0.000       0.000     DI2_165_168_L_0
  39 D   3.980      9.9346E-04   46.40       79.60       120.0       79.60             V-C  1.9097E+04  -7.500       0.000
1.000       1.000       79.60       0.000       0.000     DI2_165_168_L_0
```

```
+-------------------------------------------------------------------------------------------------------------------------+
|                   PARATIEPLUS(TM)   NLS ENGINE RELEASE  2018.0    FULL VERSION  *Build date:Nov 13, 2017*              |
|                                                                                                                         |
|                                    NewProject.BaseDesignSection_28.SISMICASTR_1243                                      |
|                                   Exe Time : 4 September 2018 18:01:32                                                  |
+-------------------------------------------------------------------------------------------------------------------------+
New Project


S T R E S S   R E S U L T S   F O R   G R O U P   N O.   3

WallElement_33                                                :
ELEMENT TYPE    2 NO.OF ELEMENTS. IN THIS GROUP   38
C U R R E N T   T I M E   I S     4.0000

 WALL2D ELEMENT

   EL      TA          TB          MA          MB
-------------------------------------------------------
    1 -120.20      120.20    -2.29932E-11 -24.040
    2 -117.45      117.45      24.040     -47.529
    3 -111.26      111.26      47.529     -69.780
    4 -101.63      101.63      69.780     -90.107
    5 -90.869      90.869      90.107     -108.28
    6 -80.558      80.558      108.28     -124.39
    7 -70.585      70.585      124.39     -138.51
    8 -60.936      60.936      138.51     -150.70
    9 -51.594      51.594      150.70     -161.01
   10 -42.541      42.541      161.01     -169.52
   11 -33.759      33.759      169.52     -176.27
   12 -25.226      25.226      176.27     -181.32
   13 -16.923      16.923      181.32     -184.70
   14 -8.8279      8.8279      184.70     -186.47
   15-0.91864     0.91864      186.47     -186.65
   16  6.8264     -6.8264      186.65     -185.29
   17  14.429     -14.429      185.29     -182.40
   18  21.911     -21.911      182.40     -178.02
   19  29.293     -29.293      178.02     -172.16
   20  36.595     -36.595      172.16     -164.84
   21  43.838     -43.838      164.84     -156.08
   22  51.040     -51.040      156.08     -145.87
   23  58.218     -58.218      145.87     -134.22
   24  65.390     -65.390      134.22     -121.15
   25  69.827     -69.827      121.15     -107.18
   26  69.307     -69.307      107.18     -93.319
   27  67.236     -67.236      93.319     -79.872
   28  64.233     -64.233      79.872     -67.025
   29  60.410     -60.410      67.025     -54.943
   30  55.918     -55.918      54.943     -43.760
   31  50.823     -50.823      43.760     -33.595
   32  45.146     -45.146      33.595     -24.566
   33  38.905     -38.905      24.566     -16.785
   34  32.114     -32.114      16.785     -10.362
   35  24.831     -24.831      10.362     -5.3959
   36  17.058     -17.058      5.3959     -1.9844
   37  8.7995     -8.7995      1.9844    -0.22449
   38  2.2448     -2.2448     0.22449     5.34186E-11
```

```
+-------------------------------------------------------------------------------------------------------------------------------+
|                   PARATIEPLUS(TM)   NLS ENGINE RELEASE  2018.0    FULL VERSION  *Build date:Nov 13, 2017*                    |
|                                                                                                                               |
|                                    NewProject.BaseDesignSection_28.SISMICASTR_1243                                            |
|                                   Exe Time : 4 September 2018 18:01:32                                                        |
+-------------------------------------------------------------------------------------------------------------------------------+
New Project


S T R E S S    R E S U L T S    F O R    G R O U P    N O.    4

Tieback_175                                                  :
ELEMENT TYPE    6 NO.OF ELEMENTS. IN THIS GROUP    1
C U R R E N T    T I M E    I S      4.0000

 POST-TENSION 2D-BOUNDARY ELEMENT

         EL    FORCE          d0          EDISPL     pl. eps          K     -ve limit   +ve limit
-------------------------------------------------------------------------------------------------------
 ANCHOR    1   138.82     -1.47356E-03 -1.28208E-03   0.0000       1689.0       0.0000       0.0000     ELASTIC  ORIGINAL
YOUNG MODULUS

 ITER     0 RNORM = 0.000     RMNORM= 0.000
             RINORM=0.2775E+06 RIMNOR=0.1160E+07
             RENORM= 10.79     REMNOR=0.1172E-19 RATIO =0.6235E-02 TOLER =0.1000E-03  NOT CONVERGED
             RFMAX = 120.2     RMMAX = 186.7
             RTSMAL=0.1000E-02 RMSMAL=0.1000E-02
             RDT   =0.2775E+06 RDR   =0.1160E+07
             RATIOT=0.6235E-02 RATIOR= 0.000
             MAX UN=0.9370     IEQ=    41 NODE     21 DOF   1  Y-DISPL.F
             MIN UN=-1.436     IEQ=    47 NODE     24 DOF   1  Y-DISPL.F
             NO. OF CONTACT CONSTRAINT VIOLATIONS     0


 ITER     2 RNORM = 0.000     RMNORM= 0.000
             RINORM=0.2775E+06 RIMNOR=0.1160E+07
             RENORM=0.4200E-01 REMNOR=0.5652E-19 RATIO =0.3890E-03 TOLER =0.1000E-03  NOT CONVERGED
             RFMAX = 120.2     RMMAX = 186.7
             RTSMAL=0.1000E-02 RMSMAL=0.1000E-02
             RDT   =0.2775E+06 RDR   =0.1160E+07
             RATIOT=0.3890E-03 RATIOR= 0.000
             MAX UN=0.2049     IEQ=     1 NODE      1 DOF   1  Y-DISPL.F
             MIN UN=-.3188E-08 IEQ=    77 NODE     39 DOF   1  Y-DISPL.F
             NO. OF CONTACT CONSTRAINT VIOLATIONS     0


 ITER     3 RNORM = 0.000     RMNORM= 0.000
             RINORM=0.2775E+06 RIMNOR=0.1160E+07
             RENORM=0.7845E-05 REMNOR=0.5249E-19 RATIO =0.5317E-05 TOLER =0.1000E-03      CONVERGED !
             RFMAX = 120.2     RMMAX = 186.7
             RTSMAL=0.1000E-02 RMSMAL=0.1000E-02
             RDT   =0.2775E+06 RDR   =0.1160E+07
             RATIOT=0.5317E-05 RATIOR= 0.000
             MAX UN=0.1817E-02 IEQ=    69 NODE     35 DOF   1  Y-DISPL.F
             MIN UN=-.3731E-08 IEQ=    75 NODE     38 DOF   1  Y-DISPL.F
             NO. OF CONTACT CONSTRAINT VIOLATIONS     0
```

```
+-------------------------------------------------------------------------------------------------------------------------+
|                   PARATIEPLUS(TM)   NLS ENGINE RELEASE  2018.0    FULL VERSION  *Build date:Nov 13, 2017*               |
|                                                                                                                         |
|                                    NewProject.BaseDesignSection_28.SISMICASTR_1243                                      |
|                                   Exe Time : 4 September 2018 18:01:32                                                  |
+-------------------------------------------------------------------------------------------------------------------------+
New Project
SOLUTION REACHED USING     3 ITERATIONS ON   40

P R I N T   O U T   F O R   T I M E   S T E P    5     ( AT TIME   5.000     )

PRINT OUT OF ACTIVE COMPONENTS (FIXED NODES ARE NOT PRINTED OUT)

          Y-DISPL.F        X-ROT. F
            (02)             (04)           (
    1  -1.2427069E-03   4.8640228E-04
    2  -1.1454915E-03   4.8542517E-04
    3  -1.0486658E-03   4.8251240E-04
    4  -9.5261127E-04   4.7772925E-04
    5  -8.5769070E-04   4.7119747E-04
    6  -7.6423820E-04   4.6307686E-04
    7  -6.7255478E-04   4.5353396E-04
    8  -5.8290869E-04   4.4273006E-04
    9  -4.9553634E-04   4.3082234E-04
   10  -4.1064310E-04   4.1796444E-04
   11  -3.2840387E-04   4.0430696E-04
   12  -2.4896378E-04   3.8999745E-04
   13  -1.7243872E-04   3.7518054E-04
   14  -9.8915933E-05   3.5999810E-04
   15  -2.8454555E-05   3.4458949E-04
   16   3.8913922E-05   3.2909176E-04
   17   1.0318553E-04   3.1363991E-04
   18   1.6438217E-04   2.9836752E-04
   19   2.2255330E-04   2.8340665E-04
   20   2.7777433E-04   2.6888827E-04
   21   3.3014653E-04   2.5494262E-04
   22   3.7979792E-04   2.4169908E-04
   23   4.2688145E-04   2.2928488E-04
   24   4.7157534E-04   2.1782263E-04
   25   5.1408091E-04   2.0741653E-04
   26   5.5461736E-04   1.9814166E-04
   27   5.9341422E-04   1.9001933E-04
   28   6.3069970E-04   1.8301897E-04
   29   6.6669339E-04   1.7709236E-04
   30   7.0160421E-04   1.7217925E-04
   31   7.3562796E-04   1.6820910E-04
   32   7.6894522E-04   1.6510199E-04
   33   8.0172020E-04   1.6276907E-04
   34   8.3409796E-04   1.6111282E-04
   35   8.6620336E-04   1.6002712E-04
   36   8.9813924E-04   1.5939786E-04
   37   9.2998468E-04   1.5910359E-04
   38   9.6179427E-04   1.5901564E-04
   39   9.7769601E-04   1.5901117E-04
```

```
+-------------------------------------------------------------------------------------------------------------------------------+
|                   PARATIEPLUS(TM)   NLS ENGINE RELEASE  2018.0    FULL VERSION  *Build date:Nov 13, 2017*                    |
|                                                                                                                               |
|                                    NewProject.BaseDesignSection_28.SISMICASTR_1243                                            |
|                                   Exe Time : 4 September 2018 18:01:32                                                        |
+-------------------------------------------------------------------------------------------------------------------------------+
New Project


S T R E S S   R E S U L T S   F O R   G R O U P   N O.   1

0_L                                                              :
ELEMENT TYPE    5 NO.OF ELEMENTS. IN THIS GROUP   39
C U R R E N T   T I M E   I S      5.0000

 HARDENING 2D SOIL ELEMENT

 ****** TOTAL STRESS FORMULATION *****

  EL *   FORCE     DISPL-Y  VERTICAL-P  HORIZON.-P     MAX-V-P     MAX-H-P           STATE   STIFFNESS Z-LEVEL      PORE
E FACTOR    UFACTOR        Peq           Su_a         Su_p     LAYER
 ------------------------------------------------------------------------------------------------------------------------------
-------------------------------------------------------------------------------------------
   1 D  1.6128E-03  1.2427E-03  4.8433E-02  1.6128E-02  4.8433E-02   1.745          ACTIVE   0.000       0.000       0.000
1.000       1.000      1.6128E-02   0.000       0.000     DI1_164_167_L_0
   2 D   2.288      1.1455E-03   3.292       11.44       3.292       17.68          UL-RL  1.6628E+04 -0.2000       0.000
1.000       1.000       11.44       0.000       0.000     DI1_164_167_L_0
   3 D   5.756      1.0487E-03   6.697       28.78       6.697       35.11          UL-RL  1.6628E+04 -0.4000       0.000
1.000       1.000       28.78       0.000       0.000     DI1_164_167_L_0
   4 D   9.246      9.5261E-04   10.31       46.23       10.31       52.54          UL-RL  1.6628E+04 -0.6000       0.000
1.000       1.000       46.23       0.000       0.000     DI1_164_167_L_0
   5 D   10.45      8.5769E-04   14.07       52.24       14.07       58.47          UL-RL  1.6628E+04 -0.8000       0.000
1.000       1.000       52.24       0.000       0.000     DI1_164_167_L_0
   6 D   10.07      7.6424E-04   17.90       50.36       17.90       56.46          UL-RL  1.6628E+04  -1.000       0.000
1.000       1.000       50.36       0.000       0.000     DI1_164_167_L_0
   7 D   9.806      6.7255E-04   21.73       49.03       21.73       55.01          UL-RL  1.6628E+04  -1.200       0.000
1.000       1.000       49.03       0.000       0.000     DI1_164_167_L_0
   8 D   9.561      5.8291E-04   25.62       47.81       25.62       53.63          UL-RL  1.6628E+04  -1.400       0.000
1.000       1.000       47.81       0.000       0.000     DI1_164_167_L_0
   9 D   9.373      4.9554E-04   29.90       46.87       29.90       52.34          UL-RL  1.6628E+04  -1.600       0.000
1.000       1.000       46.87       0.000       0.000     DI1_164_167_L_0
  10 D   9.184      4.1064E-04   33.99       45.92       33.99       51.13          UL-RL  1.6628E+04  -1.800       0.000
1.000       1.000       45.92       0.000       0.000     DI1_164_167_L_0
  11 D   8.999      3.2840E-04   37.95       44.99       37.95       50.02          UL-RL  1.6628E+04  -2.000       0.000
1.000       1.000       44.99       0.000       0.000     DI1_164_167_L_0
  12 D   8.823      2.4896E-04   41.79       44.12       41.79       49.01          UL-RL  1.6628E+04  -2.200       0.000
1.000       1.000       44.12       0.000       0.000     DI1_164_167_L_0
  13 D   8.660      1.7244E-04   45.54       43.30       45.54       48.10          UL-RL  1.6628E+04  -2.400       0.000
1.000       1.000       43.30       0.000       0.000     DI1_164_167_L_0
  14 D   8.511      9.8916E-05   49.23       42.56       49.23       47.29          UL-RL  1.6628E+04  -2.600       0.000
1.000       1.000       42.56       0.000       0.000     DI1_164_167_L_0
  15 D   8.379      2.8455E-05   52.86       41.89       52.86       46.59          UL-RL  1.6628E+04  -2.800       0.000
1.000       1.000       41.89       0.000       0.000     DI1_164_167_L_0
  16 D   8.264     -3.8914E-05   56.44       41.32       56.44       45.99          UL-RL  1.6628E+04  -3.000       0.000
1.000       1.000       41.32       0.000       0.000     DI1_164_167_L_0
  17 D   8.180     -1.0319E-04   60.12       40.90       60.12       45.50          UL-RL  1.6628E+04  -3.200       0.000
1.000       1.000       40.90       0.000       0.000     DI1_164_167_L_0
  18 D   8.101     -1.6438E-04   63.63       40.50       63.63       45.11          UL-RL  1.6628E+04  -3.400       0.000
1.000       1.000       40.50       0.000       0.000     DI1_164_167_L_0
  19 D   8.040     -2.2255E-04   67.11       40.20       67.11       44.82          UL-RL  1.6628E+04  -3.600       0.000
1.000       1.000       40.20       0.000       0.000     DI1_164_167_L_0
  20 D   7.998     -2.7777E-04   70.57       39.99       70.57       44.64          UL-RL  1.6628E+04  -3.800       0.000
1.000       1.000       39.99       0.000       0.000     DI1_164_167_L_0
  21 D   7.964     -3.3015E-04   73.91       39.82       73.91       44.54          UL-RL  1.6628E+04  -4.000       0.000
1.000       1.000       39.82       0.000       0.000     DI1_164_167_L_0
  22 D   7.957     -3.7980E-04   77.35       39.79       77.35       44.54          UL-RL  1.6628E+04  -4.200       0.000
1.000       1.000       39.79       0.000       0.000     DI1_164_167_L_0
  23 D   7.967     -4.2688E-04   80.76       39.84       80.76       44.62          UL-RL  1.6628E+04  -4.400       0.000
1.000       1.000       39.84       0.000       0.000     DI1_164_167_L_0
  24 D   7.992     -4.7158E-04   84.16       39.96       84.16       44.78          UL-RL  1.6628E+04  -4.600       0.000
1.000       1.000       39.96       0.000       0.000     DI1_164_167_L_0
```

```
  25 D   8.031     -5.1408E-04   87.56       40.16       87.56       45.02          UL-RL  1.6628E+04  -4.800       0.000
1.000       1.000       40.16       0.000       0.000     DI1_164_167_L_0
  26 D   5.758     -5.5462E-04   90.94       28.79       90.94       47.79          UL-RL  4.0077E+04  -5.000       0.000
1.000       1.000       28.79       0.000       0.000     DI2_165_168_L_0
  27 D   5.433     -5.9341E-04   93.92       27.17       93.92       46.36          UL-RL  4.0077E+04  -5.200       0.000
1.000       1.000       27.17       0.000       0.000     DI2_165_168_L_0
  28 D   5.637     -6.3070E-04   96.92       28.19       96.92       46.82          UL-RL  4.0077E+04  -5.400       0.000
1.000       1.000       28.19       0.000       0.000     DI2_165_168_L_0
  29 D   5.842     -6.6669E-04   99.93       29.21       99.93       48.45          UL-RL  4.0077E+04  -5.600       0.000
1.000       1.000       29.21       0.000       0.000     DI2_165_168_L_0
  30 D   6.049     -7.0160E-04   103.0       30.24       103.0       50.07          UL-RL  4.0077E+04  -5.800       0.000
1.000       1.000       30.24       0.000       0.000     DI2_165_168_L_0
  31 D   6.256     -7.3563E-04   106.0       31.28       106.0       51.69          UL-RL  4.0077E+04  -6.000       0.000
1.000       1.000       31.28       0.000       0.000     DI2_165_168_L_0
  32 D   6.464     -7.6895E-04   109.0       32.32       109.0       53.30          UL-RL  4.0077E+04  -6.200       0.000
1.000       1.000       32.32       0.000       0.000     DI2_165_168_L_0
  33 D   6.673     -8.0172E-04   112.1       33.37       112.1       54.92          UL-RL  4.0077E+04  -6.400       0.000
1.000       1.000       33.37       0.000       0.000     DI2_165_168_L_0
  34 D   6.883     -8.3410E-04   115.1       34.41       115.1       56.53          UL-RL  4.0077E+04  -6.600       0.000
1.000       1.000       34.41       0.000       0.000     DI2_165_168_L_0
  35 D   7.094     -8.6620E-04   118.2       35.47       118.2       58.14          UL-RL  4.0077E+04  -6.800       0.000
1.000       1.000       35.47       0.000       0.000     DI2_165_168_L_0
  36 D   7.305     -8.9814E-04   121.3       36.52       121.3       59.74          UL-RL  4.0077E+04  -7.000       0.000
1.000       1.000       36.52       0.000       0.000     DI2_165_168_L_0
  37 D   7.517     -9.2998E-04   124.4       37.59       124.4       61.35          UL-RL  4.0077E+04  -7.200       0.000
1.000       1.000       37.59       0.000       0.000     DI2_165_168_L_0
  38 D   5.797     -9.6179E-04   127.5       38.65       127.5       62.95          UL-RL  4.0077E+04  -7.400       0.000
1.000       1.000       38.65       0.000       0.000     DI2_165_168_L_0
  39 D   1.959     -9.7770E-04   129.0       39.18       129.0       63.75          UL-RL  4.0077E+04  -7.500       0.000
1.000       1.000       39.18       0.000       0.000     DI2_165_168_L_0
```

```
+-----------------------------------------------------------------------------------------------------------------------+
|                  PARATIEPLUS(TM)   NLS ENGINE RELEASE  2018.0    FULL VERSION  *Build date:Nov 13, 2017*              |
|                                                                                                                       |
|                                   NewProject.BaseDesignSection_28.SISMICASTR_1243                                     |
|                                  Exe Time : 4 September 2018 18:01:32                                                 |
+-----------------------------------------------------------------------------------------------------------------------+
New Project


S T R E S S   R E S U L T S   F O R   G R O U P   N O.   2

0_R                                                                  :
ELEMENT TYPE    5 NO.OF ELEMENTS. IN THIS GROUP   39
C U R R E N T   T I M E   I S     5.0000

 HARDENING 2D SOIL ELEMENT

 ****** TOTAL STRESS FORMULATION *****

 EL *   FORCE     DISPL-Y  VERTICAL-P  HORIZON.-P     MAX-V-P     MAX-H-P          STATE   STIFFNESS Z-LEVEL      PORE
E FACTOR    UFACTOR       Peq          Su_a        Su_p     LAYER
 ---------------------------------------------------------------------------------------------------------------------------
-----------------------------------------------------------------------------------------------
   1     0.000         --          --          --          --          --          REMOVED     --        0.000       0.000
1.000       1.000       0.000       0.000       0.000     not available
   2     0.000         --          --          --          --          --          REMOVED     --      -0.2000       0.000
1.000       1.000       0.000       0.000       0.000     not available
   3     0.000         --          --          --          --          --          REMOVED     --      -0.4000       0.000
1.000       1.000       0.000       0.000       0.000     not available
   4     0.000         --          --          --          --          --          REMOVED     --      -0.6000       0.000
1.000       1.000       0.000       0.000       0.000     not available
   5     0.000         --          --          --          --          --          REMOVED     --      -0.8000       0.000
1.000       1.000       0.000       0.000       0.000     not available
   6     0.000         --          --          --          --          --          REMOVED     --       -1.000       0.000
1.000       1.000       0.000       0.000       0.000     not available
   7     0.000         --          --          --          --          --          REMOVED     --       -1.200       0.000
1.000       1.000       0.000       0.000       0.000     not available
   8     0.000         --          --          --          --          --          REMOVED     --       -1.400       0.000
1.000       1.000       0.000       0.000       0.000     not available
   9     0.000         --          --          --          --          --          REMOVED     --       -1.600       0.000
1.000       1.000       0.000       0.000       0.000     not available
  10     0.000         --          --          --          --          --          REMOVED     --       -1.800       0.000
1.000       1.000       0.000       0.000       0.000     not available
  11     0.000         --          --          --          --          --          REMOVED     --       -2.000       0.000
1.000       1.000       0.000       0.000       0.000     not available
  12     0.000         --          --          --          --          --          REMOVED     --       -2.200       0.000
1.000       1.000       0.000       0.000       0.000     not available
  13     0.000         --          --          --          --          --          REMOVED     --       -2.400       0.000
1.000       1.000       0.000       0.000       0.000     not available
  14     0.000         --          --          --          --          --          REMOVED     --       -2.600       0.000
1.000       1.000       0.000       0.000       0.000     not available
  15     0.000         --          --          --          --          --          REMOVED     --       -2.800       0.000
1.000       1.000       0.000       0.000       0.000     not available
  16     0.000         --          --          --          --          --          REMOVED     --       -3.000       0.000
1.000       1.000       0.000       0.000       0.000     not available
  17     0.000         --          --          --          --          --          REMOVED     --       -3.200       0.000
1.000       1.000       0.000       0.000       0.000     not available
  18     0.000         --          --          --          --          --          REMOVED     --       -3.400       0.000
1.000       1.000       0.000       0.000       0.000     not available
  19     0.000         --          --          --          --          --          REMOVED     --       -3.600       0.000
1.000       1.000       0.000       0.000       0.000     not available
  20     0.000         --          --          --          --          --          REMOVED     --       -3.800       0.000
1.000       1.000       0.000       0.000       0.000     not available
  21     0.000         --          --          --          --          --          REMOVED     --       -4.000       0.000
1.000       1.000       0.000       0.000       0.000     not available
  22 D  0.2522      3.7980E-04   1.600       1.261       1.600       1.261            V-C   7641.      -4.200       0.000
1.000       1.000       1.261       0.000       0.000     DI1_164_167_L_0
  23 D  0.5652      4.2688E-04   4.800       2.826       4.800       2.826            V-C   7641.      -4.400       0.000
1.000       1.000       2.826       0.000       0.000     DI1_164_167_L_0
  24 D   2.552      4.7158E-04   8.000       12.76       73.60       40.30          UL-RL  1.2226E+04  -4.600       0.000
1.000       1.000       12.76       0.000       0.000     DI1_164_167_L_0
```

```
  25 D   4.223      5.1408E-04   11.20      21.12      76.80      41.93          UL-RL  1.2226E+04  -4.800       0.000
1.000      1.000      21.12       0.000      0.000     DI1_164_167_L_0
  26 D   6.944      5.5462E-04   14.40      34.72      80.00      43.57          UL-RL  2.6062E+04  -5.000       0.000
1.000      1.000      34.72       0.000      0.000     DI2_165_168_L_0
  27 D   8.003      5.9341E-04   17.60      40.02      83.20      45.20          UL-RL  2.6062E+04  -5.200       0.000
1.000      1.000      40.02       0.000      0.000     DI2_165_168_L_0
  28 D   9.016      6.3070E-04   20.80      45.08      86.40      46.82          UL-RL  2.6062E+04  -5.400       0.000
1.000      1.000      45.08       0.000      0.000     DI2_165_168_L_0
  29 D   9.886      6.6669E-04   24.00      49.43      89.60      49.43            V-C  1.6289E+04  -5.600       0.000
1.000      1.000      49.43       0.000      0.000     DI2_165_168_L_0
  30 D   10.70      7.0160E-04   27.20      53.48      92.80      53.49          UL-RL  2.6062E+04  -5.800       0.000
1.000      1.000      53.48       0.000      0.000     DI2_165_168_L_0
  31 D   11.46      7.3563E-04   30.40      57.28      96.00      57.29          UL-RL  2.6062E+04  -6.000       0.000
1.000      1.000      57.28       0.000      0.000     DI2_165_168_L_0
  32 D   12.21      7.6895E-04   33.60      61.03      99.20      61.04          UL-RL  2.6062E+04  -6.200       0.000
1.000      1.000      61.03       0.000      0.000     DI2_165_168_L_0
  33 D   12.95      8.0172E-04   36.80      64.74      102.4      64.76          UL-RL  2.6062E+04  -6.400       0.000
1.000      1.000      64.74       0.000      0.000     DI2_165_168_L_0
  34 D   13.68      8.3410E-04   40.00      68.40      105.6      68.42          UL-RL  2.6062E+04  -6.600       0.000
1.000      1.000      68.40       0.000      0.000     DI2_165_168_L_0
  35 D   14.35      8.6620E-04   43.20      71.76      108.8      71.79          UL-RL  2.6062E+04  -6.800       0.000
1.000      1.000      71.76       0.000      0.000     DI2_165_168_L_0
  36 D   15.01      8.9814E-04   46.40      75.06      112.0      75.17          UL-RL  2.6062E+04  -7.000       0.000
1.000      1.000      75.06       0.000      0.000     DI2_165_168_L_0
  37 D   15.66      9.2998E-04   49.60      78.32      115.2      78.55          UL-RL  2.6062E+04  -7.200       0.000
1.000      1.000      78.32       0.000      0.000     DI2_165_168_L_0
  38 D   12.24      9.6179E-04   52.80      81.57      118.4      81.92          UL-RL  2.6062E+04  -7.400       0.000
1.000      1.000      81.57       0.000      0.000     DI2_165_168_L_0
  39 D   4.159      9.7770E-04   54.40      83.19      120.0      83.60          UL-RL  2.6062E+04  -7.500       0.000
1.000      1.000      83.19       0.000      0.000     DI2_165_168_L_0
```

```
+-------------------------------------------------------------------------------------------------------------------------+
|                   PARATIEPLUS(TM)   NLS ENGINE RELEASE  2018.0    FULL VERSION  *Build date:Nov 13, 2017*              |
|                                                                                                                         |
|                                    NewProject.BaseDesignSection_28.SISMICASTR_1243                                      |
|                                   Exe Time : 4 September 2018 18:01:32                                                  |
+-------------------------------------------------------------------------------------------------------------------------+
New Project


S T R E S S   R E S U L T S   F O R   G R O U P   N O.   3

WallElement_33                                                :
ELEMENT TYPE    2 NO.OF ELEMENTS. IN THIS GROUP   38
C U R R E N T   T I M E   I S     5.0000

 WALL2D ELEMENT

   EL      TA          TB          MA          MB
-------------------------------------------------------
    1 -120.41      120.41    -3.28697E-11 -24.081
    2 -118.12      118.12      24.081     -47.705
    3 -112.36      112.36      47.705     -70.177
    4 -103.12      103.12      70.177     -90.801
    5 -92.668      92.668      90.801     -109.33
    6 -82.597      82.597      109.33     -125.85
    7 -72.791      72.791      125.85     -140.41
    8 -63.230      63.230      140.41     -153.06
    9 -53.857      53.857      153.06     -163.83
   10 -44.673      44.673      163.83     -172.76
   11 -35.674      35.674      172.76     -179.90
   12 -26.851      26.851      179.90     -185.27
   13 -18.191      18.191      185.27     -188.91
   14 -9.6799      9.6799      188.91     -190.84
   15 -1.3010      1.3010      190.84     -191.10
   16  6.9631     -6.9631      191.10     -189.71
   17  15.143     -15.143      189.71     -186.68
   18  23.244     -23.244      186.68     -182.03
   19  31.284     -31.284      182.03     -175.78
   20  39.282     -39.282      175.78     -167.92
   21  47.246     -47.246      167.92     -158.47
   22  54.951     -54.951      158.47     -147.48
   23  62.353     -62.353      147.48     -135.01
   24  67.794     -67.794      135.01     -121.45
   25  71.602     -71.602      121.45     -107.13
   26  70.416     -70.416      107.13     -93.047
   27  67.846     -67.846      93.047     -79.478
   28  64.467     -64.467      79.478     -66.585
   29  60.423     -60.423      66.585     -54.500
   30  55.775     -55.775      54.500     -43.345
   31  50.573     -50.573      43.345     -33.231
   32  44.830     -44.830      33.231     -24.265
   33  38.553     -38.553      24.265     -16.554
   34  31.754     -31.754      16.554     -10.203
   35  24.493     -24.493      10.203     -5.3048
   36  16.786     -16.786      5.3048     -1.9477
   37  8.6382     -8.6382      1.9477    -0.22003
   38  2.2002     -2.2002     0.22003     1.69237E-10
```

```
+-------------------------------------------------------------------------------------------------------------------------------+
|                   PARATIEPLUS(TM)   NLS ENGINE RELEASE  2018.0    FULL VERSION  *Build date:Nov 13, 2017*                    |
|                                                                                                                               |
|                                    NewProject.BaseDesignSection_28.SISMICASTR_1243                                            |
|                                   Exe Time : 4 September 2018 18:01:32                                                        |
+-------------------------------------------------------------------------------------------------------------------------------+
New Project


S T R E S S    R E S U L T S    F O R    G R O U P    N O.    4

Tieback_175                                                  :
ELEMENT TYPE    6 NO.OF ELEMENTS. IN THIS GROUP    1
C U R R E N T    T I M E    I S      5.0000

 POST-TENSION 2D-BOUNDARY ELEMENT

         EL    FORCE          d0          EDISPL     pl. eps          K     -ve limit   +ve limit
-----------------------------------------------------------------------------------------------------------
 ANCHOR    1   139.03     -1.47356E-03 -1.15711E-03   0.0000       1689.0       0.0000       0.0000     ELASTIC  ORIGINAL
YOUNG MODULUS

 ITER     0 RNORM = 46.37     RMNORM= 0.000
             RINORM=0.2911E+06 RIMNOR=0.1199E+07
             RENORM= 1183.     REMNOR=0.5249E-19 RATIO =0.6375E-01 TOLER =0.1000E-03  NOT CONVERGED
             RFMAX = 120.4     RMMAX = 191.1
             RTSMAL=0.1000E-02 RMSMAL=0.1000E-02
             RDT   =0.2911E+06 RDR   =0.1199E+07
             RATIOT=0.6375E-01 RATIOR= 0.000
             MAX UN= 7.058     IEQ=    73 NODE     37 DOF   1  Y-DISPL.F
             MIN UN=-.1692E-09 IEQ=    78 NODE     39 DOF   2   X-ROT. F
             NO. OF CONTACT CONSTRAINT VIOLATIONS     0


 ITER     2 RNORM = 46.37     RMNORM= 0.000
             RINORM=0.2911E+06 RIMNOR=0.1199E+07
             RENORM= 173.4     REMNOR=0.6253E-18 RATIO =0.2441E-01 TOLER =0.1000E-03  NOT CONVERGED
             RFMAX = 120.4     RMMAX = 191.1
             RTSMAL=0.1000E-02 RMSMAL=0.1000E-02
             RDT   =0.2911E+06 RDR   =0.1199E+07
             RATIOT=0.2441E-01 RATIOR= 0.000
             MAX UN= 6.471     IEQ=    51 NODE     26 DOF   1  Y-DISPL.F
             MIN UN=-.1817E-02 IEQ=    69 NODE     35 DOF   1  Y-DISPL.F
             NO. OF CONTACT CONSTRAINT VIOLATIONS     0


 ITER     3 RNORM = 46.37     RMNORM= 0.000
             RINORM=0.2911E+06 RIMNOR=0.1199E+07
             RENORM= 12.57     REMNOR=0.5850E-18 RATIO =0.6573E-02 TOLER =0.1000E-03  NOT CONVERGED
             RFMAX = 120.4     RMMAX = 191.1
             RTSMAL=0.1000E-02 RMSMAL=0.1000E-02
             RDT   =0.2911E+06 RDR   =0.1199E+07
             RATIOT=0.6573E-02 RATIOR= 0.000
             MAX UN= 2.327     IEQ=    61 NODE     31 DOF   1  Y-DISPL.F
             MIN UN=-.3108E-08 IEQ=    43 NODE     22 DOF   1  Y-DISPL.F
             NO. OF CONTACT CONSTRAINT VIOLATIONS     0


 ITER     4 RNORM = 46.37     RMNORM= 0.000
             RINORM=0.2911E+06 RIMNOR=0.1199E+07
             RENORM=0.9622E-01 REMNOR=0.2072E-18 RATIO =0.5750E-03 TOLER =0.1000E-03  NOT CONVERGED
             RFMAX = 120.4     RMMAX = 191.1
             RTSMAL=0.1000E-02 RMSMAL=0.1000E-02
             RDT   =0.2911E+06 RDR   =0.1199E+07
             RATIOT=0.5750E-03 RATIOR= 0.000
             MAX UN=0.2939     IEQ=    67 NODE     34 DOF   1  Y-DISPL.F
             MIN UN=-.3793E-08 IEQ=    77 NODE     39 DOF   1  Y-DISPL.F
             NO. OF CONTACT CONSTRAINT VIOLATIONS     0


 ITER     5 RNORM = 46.37     RMNORM= 0.000
```

```
RINORM=0.2911E+06 RIMNOR=0.1199E+07
RENORM=0.1780E-05 REMNOR=0.9119E-18 RATIO =0.2473E-05 TOLER =0.1000E-03      CONVERGED !
RFMAX = 120.4     RMMAX = 191.1
RTSMAL=0.1000E-02 RMSMAL=0.1000E-02
RDT   =0.2911E+06 RDR   =0.1199E+07
RATIOT=0.2473E-05 RATIOR= 0.000
MAX UN=0.1272E-02 IEQ=     1 NODE      1 DOF   1  Y-DISPL.F
MIN UN=-.1366E-07 IEQ=    77 NODE     39 DOF   1  Y-DISPL.F
NO. OF CONTACT CONSTRAINT VIOLATIONS     0
```

```
+-------------------------------------------------------------------------------------------------------------------------+
|                   PARATIEPLUS(TM)   NLS ENGINE RELEASE  2018.0    FULL VERSION  *Build date:Nov 13, 2017*              |
|                                                                                                                         |
|                                    NewProject.BaseDesignSection_28.SISMICASTR_1243                                      |
|                                   Exe Time : 4 September 2018 18:01:32                                                  |
+-------------------------------------------------------------------------------------------------------------------------+
New Project
SOLUTION REACHED USING     5 ITERATIONS ON   40

P R I N T   O U T   F O R   T I M E   S T E P    6     ( AT TIME   6.000     )

PRINT OUT OF ACTIVE COMPONENTS (FIXED NODES ARE NOT PRINTED OUT)

          Y-DISPL.F        X-ROT. F
            (02)             (04)           (
    1   4.3442098E-04   7.0407515E-04
    2   5.7517013E-04   7.0308702E-04
    3   7.1552510E-04   7.0013859E-04
    4   8.5509752E-04   6.9526944E-04
    5   9.9351001E-04   6.8855736E-04
    6   1.1304068E-03   6.8014077E-04
    7   1.2654636E-03   6.7018391E-04
    8   1.3983882E-03   6.5884347E-04
    9   1.5289188E-03   6.4626966E-04
   10   1.6568234E-03   6.3260682E-04
   11   1.7818982E-03   6.1799394E-04
   12   1.9039666E-03   6.0256464E-04
   13   2.0228782E-03   5.8644729E-04
   14   2.1385079E-03   5.6976624E-04
   15   2.2507555E-03   5.5264830E-04
   16   2.3595471E-03   5.3522819E-04
   17   2.4648367E-03   5.1764828E-04
   18   2.5666063E-03   5.0005902E-04
   19   2.6648702E-03   4.8261835E-04
   20   2.7596746E-03   4.6549180E-04
   21   2.8510990E-03   4.4885245E-04
   22   2.9392594E-03   4.3287735E-04
   23   3.0243053E-03   4.1773291E-04
   24   3.1064177E-03   4.0356638E-04
   25   3.1858058E-03   3.9050947E-04
   26   3.2627032E-03   3.7867825E-04
   27   3.3373630E-03   3.6814164E-04
   28   3.4100470E-03   3.5891737E-04
   29   3.4810171E-03   3.5100013E-04
   30   3.5505323E-03   3.4436145E-04
   31   3.6188435E-03   3.3894971E-04
   32   3.6861887E-03   3.3469023E-04
   33   3.7527895E-03   3.3148517E-04
   34   3.8188450E-03   3.2921372E-04
   35   3.8845277E-03   3.2773198E-04
   36   3.9499796E-03   3.2687828E-04
   37   4.0153091E-03   3.2648133E-04
   38   4.0805904E-03   3.2636330E-04
   39   4.1132273E-03   3.2635734E-04
```

```
+-------------------------------------------------------------------------------------------------------------------------------+
|                   PARATIEPLUS(TM)   NLS ENGINE RELEASE  2018.0    FULL VERSION  *Build date:Nov 13, 2017*                    |
|                                                                                                                               |
|                                    NewProject.BaseDesignSection_28.SISMICASTR_1243                                            |
|                                   Exe Time : 4 September 2018 18:01:32                                                        |
+-------------------------------------------------------------------------------------------------------------------------------+
New Project


S T R E S S   R E S U L T S   F O R   G R O U P   N O.   1

0_L                                                              :
ELEMENT TYPE    5 NO.OF ELEMENTS. IN THIS GROUP   39
C U R R E N T   T I M E   I S      6.0000

 HARDENING 2D SOIL ELEMENT

 ****** TOTAL STRESS FORMULATION *****

  EL *   FORCE     DISPL-Y  VERTICAL-P  HORIZON.-P     MAX-V-P     MAX-H-P           STATE   STIFFNESS Z-LEVEL      PORE
E FACTOR    UFACTOR       Peq           Su_a         Su_p     LAYER
 ------------------------------------------------------------------------------------------------------------------------------
-------------------------------------------------------------------------------------------
   1 D  4.4832E-03 -4.3442E-04  4.8433E-02  4.4832E-02  4.8433E-02   1.745           UL-RL  1.6628E+04   0.000       0.000
1.000       1.000      4.4832E-02   0.000       0.000     DI1_164_167_L_0
   2 D  0.4369     -5.7517E-04   3.292       2.185       3.292       17.81          UL-RL  1.6628E+04 -0.2000       0.000
1.000       1.000       2.185       0.000       0.000     DI1_164_167_L_0
   3 D   1.380     -7.1553E-04   6.697       6.902       6.697       36.24          UL-RL  1.6628E+04 -0.4000       0.000
1.000       1.000       6.902       0.000       0.000     DI1_164_167_L_0
   4 D   5.146     -8.5510E-04   10.31       25.73       10.31       55.79          UL-RL  1.6628E+04 -0.6000       0.000
1.000       1.000       25.73       0.000       0.000     DI1_164_167_L_0
   5 D   8.850     -9.9351E-04   14.07       44.25       14.07       75.03          UL-RL  1.6628E+04 -0.8000       0.000
1.000       1.000       44.25       0.000       0.000     DI1_164_167_L_0
   6 D   8.328     -1.1304E-03   17.90       41.64       17.90       73.15          UL-RL  1.6628E+04  -1.000       0.000
1.000       1.000       41.64       0.000       0.000     DI1_164_167_L_0
   7 D   7.919     -1.2655E-03   21.73       39.59       21.73       71.82          UL-RL  1.6628E+04  -1.200       0.000
1.000       1.000       39.59       0.000       0.000     DI1_164_167_L_0
   8 D   7.530     -1.3984E-03   25.62       37.65       25.62       70.60          UL-RL  1.6628E+04  -1.400       0.000
1.000       1.000       37.65       0.000       0.000     DI1_164_167_L_0
   9 D   7.199     -1.5289E-03   29.90       35.99       29.90       69.66          UL-RL  1.6628E+04  -1.600       0.000
1.000       1.000       35.99       0.000       0.000     DI1_164_167_L_0
  10 D   6.866     -1.6568E-03   33.99       34.33       33.99       68.71          UL-RL  1.6628E+04  -1.800       0.000
1.000       1.000       34.33       0.000       0.000     DI1_164_167_L_0
  11 D   6.539     -1.7819E-03   37.95       32.69       37.95       67.78          UL-RL  1.6628E+04  -2.000       0.000
1.000       1.000       32.69       0.000       0.000     DI1_164_167_L_0
  12 D   6.222     -1.9040E-03   41.79       31.11       41.79       66.91          UL-RL  1.6628E+04  -2.200       0.000
1.000       1.000       31.11       0.000       0.000     DI1_164_167_L_0
  13 D   6.040     -2.0229E-03   45.54       30.20       45.54       66.09          ACTIVE   0.000      -2.400       0.000
1.000       1.000       30.20       0.000       0.000     DI1_164_167_L_0
  14 D   6.529     -2.1385E-03   49.23       32.64       49.23       65.35          ACTIVE   0.000      -2.600       0.000
1.000       1.000       32.64       0.000       0.000     DI1_164_167_L_0
  15 D   7.010     -2.2508E-03   52.86       35.05       52.86       64.68          ACTIVE   0.000      -2.800       0.000
1.000       1.000       35.05       0.000       0.000     DI1_164_167_L_0
  16 D   7.486     -2.3595E-03   56.44       37.43       56.44       64.11          ACTIVE   0.000      -3.000       0.000
1.000       1.000       37.43       0.000       0.000     DI1_164_167_L_0
  17 D   7.973     -2.4648E-03   60.12       39.86       60.12       63.69          ACTIVE   0.000      -3.200       0.000
1.000       1.000       39.86       0.000       0.000     DI1_164_167_L_0
  18 D   8.438     -2.5666E-03   63.63       42.19       63.63       63.29          ACTIVE   0.000      -3.400       0.000
1.000       1.000       42.19       0.000       0.000     DI1_164_167_L_0
  19 D   8.900     -2.6649E-03   67.11       44.50       67.11       62.99          ACTIVE   0.000      -3.600       0.000
1.000       1.000       44.50       0.000       0.000     DI1_164_167_L_0
  20 D   9.359     -2.7597E-03   70.57       46.80       70.57       62.78          ACTIVE   0.000      -3.800       0.000
1.000       1.000       46.80       0.000       0.000     DI1_164_167_L_0
  21 D   9.803     -2.8511E-03   73.91       49.01       73.91       62.61          ACTIVE   0.000      -4.000       0.000
1.000       1.000       49.01       0.000       0.000     DI1_164_167_L_0
  22 D   10.26     -2.9393E-03   77.35       51.29       77.35       51.29          ACTIVE   0.000      -4.200       0.000
1.000       1.000       51.29       0.000       0.000     DI1_164_167_L_0
  23 D   10.71     -3.0243E-03   80.76       53.55       80.76       53.55          ACTIVE   0.000      -4.400       0.000
1.000       1.000       53.55       0.000       0.000     DI1_164_167_L_0
  24 D   11.16     -3.1064E-03   84.16       55.81       84.16       55.81          ACTIVE   0.000      -4.600       0.000
1.000       1.000       55.81       0.000       0.000     DI1_164_167_L_0
```

```
  25 D   11.61     -3.1858E-03   87.56       58.06       87.56       58.06          ACTIVE   0.000      -4.800       0.000
1.000       1.000       58.06       0.000       0.000     DI1_164_167_L_0
  26 D   10.58     -3.2627E-03   90.94       52.90       90.94       52.90          ACTIVE   0.000      -5.000       0.000
1.000       1.000       52.90       0.000       0.000     DI2_165_168_L_0
  27 D   10.94     -3.3374E-03   93.92       54.68       93.92       54.68          ACTIVE   0.000      -5.200       0.000
1.000       1.000       54.68       0.000       0.000     DI2_165_168_L_0
  28 D   11.29     -3.4100E-03   96.92       56.47       96.92       56.47          ACTIVE   0.000      -5.400       0.000
1.000       1.000       56.47       0.000       0.000     DI2_165_168_L_0
  29 D   11.65     -3.4810E-03   99.93       58.27       99.93       58.27          ACTIVE   0.000      -5.600       0.000
1.000       1.000       58.27       0.000       0.000     DI2_165_168_L_0
  30 D   12.02     -3.5505E-03   103.0       60.08       103.0       60.08          ACTIVE   0.000      -5.800       0.000
1.000       1.000       60.08       0.000       0.000     DI2_165_168_L_0
  31 D   12.38     -3.6188E-03   106.0       61.89       106.0       61.89          ACTIVE   0.000      -6.000       0.000
1.000       1.000       61.89       0.000       0.000     DI2_165_168_L_0
  32 D   12.74     -3.6862E-03   109.0       63.71       109.0       63.71          ACTIVE   0.000      -6.200       0.000
1.000       1.000       63.71       0.000       0.000     DI2_165_168_L_0
  33 D   13.11     -3.7528E-03   112.1       65.53       112.1       65.53          ACTIVE   0.000      -6.400       0.000
1.000       1.000       65.53       0.000       0.000     DI2_165_168_L_0
  34 D   13.47     -3.8188E-03   115.1       67.36       115.1       67.36          ACTIVE   0.000      -6.600       0.000
1.000       1.000       67.36       0.000       0.000     DI2_165_168_L_0
  35 D   13.84     -3.8845E-03   118.2       69.19       118.2       69.19          ACTIVE   0.000      -6.800       0.000
1.000       1.000       69.19       0.000       0.000     DI2_165_168_L_0
  36 D   14.21     -3.9500E-03   121.3       71.03       121.3       71.03          ACTIVE   0.000      -7.000       0.000
1.000       1.000       71.03       0.000       0.000     DI2_165_168_L_0
  37 D   14.57     -4.0153E-03   124.4       72.87       124.4       72.87          ACTIVE   0.000      -7.200       0.000
1.000       1.000       72.87       0.000       0.000     DI2_165_168_L_0
  38 D   11.21     -4.0806E-03   127.5       74.72       127.5       74.72          ACTIVE   0.000      -7.400       0.000
1.000       1.000       74.72       0.000       0.000     DI2_165_168_L_0
  39 D   3.782     -4.1132E-03   129.0       75.64       129.0       75.64          ACTIVE   0.000      -7.500       0.000
1.000       1.000       75.64       0.000       0.000     DI2_165_168_L_0
```

```
+-----------------------------------------------------------------------------------------------------------------------+
|                  PARATIEPLUS(TM)   NLS ENGINE RELEASE  2018.0    FULL VERSION  *Build date:Nov 13, 2017*              |
|                                                                                                                       |
|                                   NewProject.BaseDesignSection_28.SISMICASTR_1243                                     |
|                                  Exe Time : 4 September 2018 18:01:32                                                 |
+-----------------------------------------------------------------------------------------------------------------------+
New Project


S T R E S S   R E S U L T S   F O R   G R O U P   N O.   2

0_R                                                          :
ELEMENT TYPE    5 NO.OF ELEMENTS. IN THIS GROUP   39
C U R R E N T   T I M E   I S     6.0000

 HARDENING 2D SOIL ELEMENT

 ****** TOTAL STRESS FORMULATION *****

 EL *   FORCE     DISPL-Y  VERTICAL-P  HORIZON.-P     MAX-V-P     MAX-H-P          STATE   STIFFNESS Z-LEVEL      PORE
E FACTOR    UFACTOR       Peq          Su_a        Su_p     LAYER
 ---------------------------------------------------------------------------------------------------------------------------
-----------------------------------------------------------------------------------------------
   1     0.000         --          --          --          --          --          REMOVED     --        0.000       0.000
1.000       1.000       0.000       0.000       0.000     not available
   2     0.000         --          --          --          --          --          REMOVED     --      -0.2000       0.000
1.000       1.000       0.000       0.000       0.000     not available
   3     0.000         --          --          --          --          --          REMOVED     --      -0.4000       0.000
1.000       1.000       0.000       0.000       0.000     not available
   4     0.000         --          --          --          --          --          REMOVED     --      -0.6000       0.000
1.000       1.000       0.000       0.000       0.000     not available
   5     0.000         --          --          --          --          --          REMOVED     --      -0.8000       0.000
1.000       1.000       0.000       0.000       0.000     not available
   6     0.000         --          --          --          --          --          REMOVED     --       -1.000       0.000
1.000       1.000       0.000       0.000       0.000     not available
   7     0.000         --          --          --          --          --          REMOVED     --       -1.200       0.000
1.000       1.000       0.000       0.000       0.000     not available
   8     0.000         --          --          --          --          --          REMOVED     --       -1.400       0.000
1.000       1.000       0.000       0.000       0.000     not available
   9     0.000         --          --          --          --          --          REMOVED     --       -1.600       0.000
1.000       1.000       0.000       0.000       0.000     not available
  10     0.000         --          --          --          --          --          REMOVED     --       -1.800       0.000
1.000       1.000       0.000       0.000       0.000     not available
  11     0.000         --          --          --          --          --          REMOVED     --       -2.000       0.000
1.000       1.000       0.000       0.000       0.000     not available
  12     0.000         --          --          --          --          --          REMOVED     --       -2.200       0.000
1.000       1.000       0.000       0.000       0.000     not available
  13     0.000         --          --          --          --          --          REMOVED     --       -2.400       0.000
1.000       1.000       0.000       0.000       0.000     not available
  14     0.000         --          --          --          --          --          REMOVED     --       -2.600       0.000
1.000       1.000       0.000       0.000       0.000     not available
  15     0.000         --          --          --          --          --          REMOVED     --       -2.800       0.000
1.000       1.000       0.000       0.000       0.000     not available
  16     0.000         --          --          --          --          --          REMOVED     --       -3.000       0.000
1.000       1.000       0.000       0.000       0.000     not available
  17     0.000         --          --          --          --          --          REMOVED     --       -3.200       0.000
1.000       1.000       0.000       0.000       0.000     not available
  18     0.000         --          --          --          --          --          REMOVED     --       -3.400       0.000
1.000       1.000       0.000       0.000       0.000     not available
  19     0.000         --          --          --          --          --          REMOVED     --       -3.600       0.000
1.000       1.000       0.000       0.000       0.000     not available
  20     0.000         --          --          --          --          --          REMOVED     --       -3.800       0.000
1.000       1.000       0.000       0.000       0.000     not available
  21     0.000         --          --          --          --          --          REMOVED     --       -4.000       0.000
1.000       1.000       0.000       0.000       0.000     not available
  22 D  0.7056      2.9393E-03   1.600       3.528       1.600       3.528       PASSIVE   0.000      -4.200       0.000
1.000       1.000       3.528       0.000       0.000     DI1_164_167_L_0
  23 D   2.117      3.0243E-03   4.800       10.58       4.800       10.58       PASSIVE   0.000      -4.400       0.000
1.000       1.000       10.58       0.000       0.000     DI1_164_167_L_0
  24 D   3.528      3.1064E-03   8.000       17.64       73.60       40.30       PASSIVE   0.000      -4.600       0.000
1.000       1.000       17.64       0.000       0.000     DI1_164_167_L_0
```

25 D	4.939	3.1858E-03	11.20	24.70	76.80	41.93	PASSIVE	0.000	-4.800	0.000	
1.000	1.000	24.70	0.000	0.000	DI1_164_167_L_0						
26 D	8.767	3.2627E-03	14.40	43.84	80.00	43.84	PASSIVE	0.000	-5.000	0.000	
1.000	1.000	43.84	0.000	0.000	DI2_165_168_L_0						
27 D	10.55	3.3374E-03	17.60	52.76	83.20	52.76	PASSIVE	0.000	-5.200	0.000	
1.000	1.000	52.76	0.000	0.000	DI2_165_168_L_0						
28 D	12.34	3.4100E-03	20.80	61.69	86.40	61.69	PASSIVE	0.000	-5.400	0.000	
1.000	1.000	61.69	0.000	0.000	DI2_165_168_L_0						
29 D	14.12	3.4810E-03	24.00	70.61	89.60	70.61	PASSIVE	0.000	-5.600	0.000	
1.000	1.000	70.61	0.000	0.000	DI2_165_168_L_0						
30 D	15.91	3.5505E-03	27.20	79.54	92.80	79.54	PASSIVE	0.000	-5.800	0.000	
1.000	1.000	79.54	0.000	0.000	DI2_165_168_L_0						
31 D	17.69	3.6188E-03	30.40	88.46	96.00	88.46	PASSIVE	0.000	-6.000	0.000	
1.000	1.000	88.46	0.000	0.000	DI2_165_168_L_0						
32 D	19.48	3.6862E-03	33.60	97.38	99.20	97.38	PASSIVE	0.000	-6.200	0.000	
1.000	1.000	97.38	0.000	0.000	DI2_165_168_L_0						
33 D	21.26	3.7528E-03	36.80	106.3	102.4	106.3	PASSIVE	0.000	-6.400	0.000	
1.000	1.000	106.3	0.000	0.000	DI2_165_168_L_0						
34 D	23.05	3.8188E-03	40.00	115.2	105.6	115.2	PASSIVE	0.000	-6.600	0.000	
1.000	1.000	115.2	0.000	0.000	DI2_165_168_L_0						
35 D	24.19	3.8845E-03	43.20	120.9	108.8	120.9	V-C	1.6289E+04	-6.800	0.000	
1.000	1.000	120.9	0.000	0.000	DI2_165_168_L_0						
36 D	24.96	3.9500E-03	46.40	124.8	112.0	124.8	V-C	1.6289E+04	-7.000	0.000	
1.000	1.000	124.8	0.000	0.000	DI2_165_168_L_0						
37 D	25.73	4.0153E-03	49.60	128.7	115.2	128.7	V-C	1.6289E+04	-7.200	0.000	
1.000	1.000	128.7	0.000	0.000	DI2_165_168_L_0						
38 D	19.88	4.0806E-03	52.80	132.5	118.4	132.5	V-C	1.6289E+04	-7.400	0.000	
1.000	1.000	132.5	0.000	0.000	DI2_165_168_L_0						
39 D	6.721	4.1132E-03	54.40	134.4	120.0	134.4	V-C	1.6289E+04	-7.500	0.000	
1.000	1.000	134.4	0.000	0.000	DI2_165_168_L_0						

```
+-----------------------------------------------------------------------------------------------------------------------+
|                  PARATIEPLUS(TM)   NLS ENGINE RELEASE  2018.0    FULL VERSION  *Build date:Nov 13, 2017*              |
|                                                                                                                       |
|                                   NewProject.BaseDesignSection_28.SISMICASTR_1243                                     |
|                                  Exe Time : 4 September 2018 18:01:32                                                 |
+-----------------------------------------------------------------------------------------------------------------------+
New Project


S T R E S S   R E S U L T S   F O R   G R O U P   N O.   3

WallElement_33                                                  :
ELEMENT TYPE    2 NO.OF ELEMENTS. IN THIS GROUP   38
C U R R E N T   T I M E   I S     6.0000

 WALL2D ELEMENT

   EL      TA          TB          MA          MB
-----------------------------------------------------
    1 -121.76      121.76    -2.24958E-11 -24.353
    2 -119.80      119.80      24.353     -48.312
    3 -116.89      116.89      48.312     -71.689
    4 -110.21      110.21      71.689     -93.732
    5 -99.830      99.830      93.732     -113.70
    6 -89.972      89.972      113.70     -131.69
    7 -80.523      80.523      131.69     -147.80
    8 -71.462      71.462      147.80     -162.09
    9 -62.733      62.733      162.09     -174.64
   10 -54.337      54.337      174.64     -185.50
   11 -46.268      46.268      185.50     -194.76
   12 -38.517      38.517      194.76     -202.46
   13 -30.947      30.947      202.46     -208.65
   14 -22.888      22.888      208.65     -213.23
   15 -14.348      14.348      213.23     -216.10
   16 -5.3324      5.3324      216.10     -217.16
   17  4.1704     -4.1704      217.16     -216.33
   18  14.139     -14.139      216.33     -213.50
   19  24.569     -24.569      213.50     -208.59
   20  35.458     -35.458      208.59     -201.50
   21  46.404     -46.404      201.50     -192.22
   22  55.956     -55.956      192.22     -181.02
   23  64.549     -64.549      181.02     -168.11
   24  72.183     -72.183      168.11     -153.68
   25  78.856     -78.856      153.68     -137.91
   26  80.668     -80.668      137.91     -121.77
   27  81.052     -81.052      121.77     -105.56
   28  80.010     -80.010      105.56     -89.560
   29  77.542     -77.542      89.560     -74.052
   30  73.650     -73.650      74.052     -59.322
   31  68.336     -68.336      59.322     -45.655
   32  61.600     -61.600      45.655     -33.335
   33  53.444     -53.444      33.335     -22.646
   34  43.869     -43.869      22.646     -13.872
   35  33.521     -33.521      13.872     -7.1679
   36  22.764     -22.764      7.1679     -2.6150
   37  11.606     -11.606      2.6150    -0.29386
   38  2.9385     -2.9385     0.29386    -6.76195E-10
```

```
+-------------------------------------------------------------------------------------------------------------------------------+
|                   PARATIEPLUS(TM)   NLS ENGINE RELEASE  2018.0    FULL VERSION  *Build date:Nov 13, 2017*                    |
|                                                                                                                               |
|                                    NewProject.BaseDesignSection_28.SISMICASTR_1243                                            |
|                                   Exe Time : 4 September 2018 18:01:32                                                        |
+-------------------------------------------------------------------------------------------------------------------------------+
New Project


S T R E S S    R E S U L T S    F O R    G R O U P    N O.    4

Tieback_175                                                 :
ELEMENT TYPE    6 NO.OF ELEMENTS. IN THIS GROUP    1
C U R R E N T    T I M E    I S      6.0000

 POST-TENSION 2D-BOUNDARY ELEMENT

         EL    FORCE          d0          EDISPL     pl. eps          K     -ve limit   +ve limit
-------------------------------------------------------------------------------------------------------------
 ANCHOR    1   141.49     -1.47356E-03  2.95324E-04   0.0000       1689.0       0.0000       0.0000     ELASTIC  ORIGINAL
YOUNG MODULUS
```

```
+-------------------------------------------------------------------------------------------------------------------------+
|                   PARATIEPLUS(TM)   NLS ENGINE RELEASE  2018.0    FULL VERSION  *Build date:Nov 13, 2017*               |
|                                                                                                                         |
|                                    NewProject.BaseDesignSection_28.SISMICASTR_1243                                      |
|                                   Exe Time : 4 September 2018 18:01:32                                                  |
+-------------------------------------------------------------------------------------------------------------------------+


     F I N A L    I N C R E M E N T A L    A N A L Y S I S

                    S U M M A R Y

     STEP                                  NO. OF ITERATIONS

        1           CONVERGENCE :YES                      2
        2           CONVERGENCE :YES                      3
        3           CONVERGENCE :YES                      5
        4           CONVERGENCE :YES                      4
        5           CONVERGENCE :YES                      3
        6           CONVERGENCE :YES                      5


 END OF PROCESS FOR PROBLEM
New Project
NONLINEAR SOLUTION CPU TIME ....    0.09 [sec]
DATABASE  CREATION CPU TIME.....    0.28 [sec]
```

Design Assumption : SISMICA GEO - File di Paratie - File di input (.d)

```
* PARATIE ANALYSIS FOR DESIGN SECTION:Base Design Section USING ASSUMPTION: SISMICA GEO
 * Time:martedì 4 settembre 2018 18:01:33
 * 1: Defining general settings
 UNIT  m kN
 TITLE New Project
 DELTA 0.2
 option param itemax 40
 option control hinges 0 0.0001 0.001

 * 2: Defining wall(s)
 WALL LeftWall_32 0 -7.5 0 1

 * 3: Defining surfaces for wall(s)
 SOIL 0_L LeftWall_32 -7.5 0 1 0
 SOIL 0_R LeftWall_32 -7.5 0 2 180

 * 4: Defining soil layers
 *
 * Soil Profile (Rilevato_2_8_L_0)
 *
 LDATA Rilevato_2_8_L_0 3 LeftWall_32
 ATREST 0.5 0.5 1
 WEIGHT 19 10 10
 PERMEABILITY 0.0001
 RESISTANCE 0 38 0 0 0
 YOUNG 1.5E+04 4.5E+04
 ENDL
 *
 * Soil Profile (DI1_164_167_L_0)
 *
 LDATA DI1_164_167_L_0 0 LeftWall_32
 ATREST 0.5 0.5 1
 WEIGHT 16 6 10
 PERMEABILITY 1E-05
 RESISTANCE 0 30 0 0 0
 YOUNG 3E+04 4.8E+04
 ENDL
 *
 * Soil Profile (DI2_165_168_L_0)
 *
 LDATA DI2_165_168_L_0 -5 LeftWall_32
 ATREST 0.5 0.5 1
 WEIGHT 16 6 10
 PERMEABILITY 1E-05
 RESISTANCE 1 33 0 0 0
 YOUNG 6.8E+04 1.088E+05
 ENDL

 * 5: Defining structural materials
 * Steel material: 108 Name=Fe360 E=206000200 kPa
 MATERIAL Fe360_108 2.06E+08
 * Concrete material: 104 Name=C25/30 E=31475800 kPa
 MATERIAL C2530_104 3.148E+07
 * Rebar material: 124 Name=acciaio armonico E=200100000 kPa
 MATERIAL acciaioarmonico_124 2.001E+08
 * Concrete material: 103 Name=C20/25 E=29962000 kPa
 MATERIAL C2025_103 2.996E+07

 * 6: Defining structural elements
 * 6.1: Beams and combined Wall Elements
 BEAM WallElement_33 LeftWall_32 -7.5 0 C2530_104 0.9794 00 00 0


 * 6.2: Supports
 WIRE Tieback_175 LeftWall_32 0 acciaioarmonico_124 8.441E-06 138.5 30 0 0
```

```
* 6.3: Strips
STRIP LeftWall_32 5 6 1 4 0 20 45
STRIP LeftWall_32 1 6 11.5 18.5 2.7 20 45

* 7: Defining Steps
STEP Stage1_31
CHANGE Rilevato_2_8_L_0 U-FRICT=32.01 LeftWall_32
CHANGE Rilevato_2_8_L_0 D-FRICT=32.01 LeftWall_32
CHANGE Rilevato_2_8_L_0 U-KA=0.307 LeftWall_32
CHANGE Rilevato_2_8_L_0 U-KP=4.847 LeftWall_32
CHANGE Rilevato_2_8_L_0 D-KA=0.307 LeftWall_32
CHANGE Rilevato_2_8_L_0 D-KP=4.847 LeftWall_32
CHANGE DI1_164_167_L_0 U-FRICT=24.79 LeftWall_32
CHANGE DI1_164_167_L_0 D-FRICT=24.79 LeftWall_32
CHANGE DI1_164_167_L_0 U-KA=0.409 LeftWall_32
CHANGE DI1_164_167_L_0 U-KP=3.91 LeftWall_32
CHANGE DI1_164_167_L_0 D-KA=0.409 LeftWall_32
CHANGE DI1_164_167_L_0 D-KP=3.185 LeftWall_32
CHANGE DI2_165_168_L_0 U-FRICT=27.45 LeftWall_32
CHANGE DI2_165_168_L_0 D-FRICT=27.45 LeftWall_32
CHANGE DI2_165_168_L_0 U-KA=0.369 LeftWall_32
CHANGE DI2_165_168_L_0 U-KP=4.64 LeftWall_32
CHANGE DI2_165_168_L_0 D-KA=0.369 LeftWall_32
CHANGE DI2_165_168_L_0 D-KP=3.695 LeftWall_32
CHANGE Rilevato_2_8_L_0 U-COHE=0 LeftWall_32
CHANGE Rilevato_2_8_L_0 U-ADHES=0 LeftWall_32
CHANGE Rilevato_2_8_L_0 D-COHE=0 LeftWall_32
CHANGE Rilevato_2_8_L_0 D-ADHES=0 LeftWall_32
CHANGE DI1_164_167_L_0 U-COHE=0 LeftWall_32
CHANGE DI1_164_167_L_0 U-ADHES=0 LeftWall_32
CHANGE DI1_164_167_L_0 D-COHE=0 LeftWall_32
CHANGE DI1_164_167_L_0 D-ADHES=0 LeftWall_32
CHANGE DI2_165_168_L_0 U-COHE=0.8 LeftWall_32
CHANGE DI2_165_168_L_0 U-ADHES=0 LeftWall_32
CHANGE DI2_165_168_L_0 D-COHE=0.8 LeftWall_32
CHANGE DI2_165_168_L_0 D-ADHES=0 LeftWall_32
SETWALL LeftWall_32
GEOM 0 0
WATER -18 0 -7.5 0 0
ADD WallElement_33
ENDSTEP

STEP Stage2_183
SETWALL LeftWall_32
GEOM 0 -1
WATER -18 0 -7.5 0 0
ENDSTEP

STEP Stage3_283
SETWALL LeftWall_32
GEOM 0 -1
WATER -18 0 -7.5 0 0
ADD Tieback_175
ENDSTEP

STEP Stage4_383
SETWALL LeftWall_32
GEOM 0 -4.6
WATER -18 0 -7.5 0 0
ENDSTEP

STEP Stage5_744
SETWALL LeftWall_32
GEOM 0 -4.1
WATER -18 0 -7.5 0 0
ENDSTEP

STEP Stage6_2841
SETWALL LeftWall_32
GEOM 0 -4.1
WATER -18 0 -7.5 0 0
```

```
ENDSTEP
```

Design Assumption : SISMICA GEO - File di Paratie - File di output (.out)

```
+-------------------------------------------------------------------------------------------------------------------------+
|                   PARATIEPLUS(TM)   NLS ENGINE RELEASE  2018.0    FULL VERSION  *Build date:Nov 13, 2017*               |
|                                                                                                                         |
|                                    NewProject.BaseDesignSection_28.SISMICAGEO_1273                                      |
|                                   Exe Time : 4 September 2018 18:01:33                                                  |
+-------------------------------------------------------------------------------------------------------------------------+

                  ************************************************************
                  *                                                          *
                  *  PARATIE PLUS Non-Linear Spring Engine                   *
                  *                                                          *
                  *          AN ELASTOPLASTIC FINITE ELEMENT PROGRAM         *
                  *          FOR FLEXIBLE EARTH-RETAINING STRUCTURES         *
                  *                                                          *
                  *          Written by Ce.A.S. s.r.l. (ITALY)               *
                  *          with the scientific supervision of              *
                  *          Roberto Nova - full professor SOIL MECHANICS    *
                  *          at Politecnico di Milano (ITALY)                *
                  *                                                          *
                  ************************************************************
                  *                                                          *
                  *  RELEASE   2018.0     *Build date:Nov 13, 2017*    *     *
                  *                                                          *
                  *                                                          *
                  *  Ce.A.S.     S.R.L   CENTRO DI ANALISI STRUTTURALE       *
                  *              VIALE   GIUSTINIANO 10                      *
                  *              20129   M I L A N O  (ITALIA)               *
                  *  TEL.        +39 02 2020221                              *
                  *                                                          *
                  *  email       bruno.becci@ceas.it                         *
                  *  Web Page    www.ceas.it     www.paratieplus.com         *
                  ************************************************************



 JOB : NewProject.BaseDesignSection_28.SISMICAGEO_1273
 STARTING
ACCEPTED   <FILE,GENW                                                        >
ACCEPTED   <FILE,PLOTTER,BINARY                                              >
ACCEPTED   <SOLVE TOTAL_STRESS                                               >
ACCEPTED   <PARAM ITEMAX 40                                                  >
ACCEPTED   <CONTROL HINGES 0 0.0001 0.001                                    >


                  ************************************************************
                  *                                                          *
                  *  WARNING : PORE PRESSURES ARE AUTOMATICALLY COMPUTED     *
                  *    BY THE PROGRAM.                                       *
                  ************************************************************

PRELIMINARY OPERATIONS CPU TIME     0.00 [sec]
```

```
+-------------------------------------------------------------------------------------------------------------------------+
|                   PARATIEPLUS(TM)   NLS ENGINE RELEASE  2018.0    FULL VERSION  *Build date:Nov 13, 2017*               |
|                                                                                                                         |
|                                    NewProject.BaseDesignSection_28.SISMICAGEO_1273                                      |
|                                   Exe Time : 4 September 2018 18:01:33                                                  |
+-------------------------------------------------------------------------------------------------------------------------+


INPUT FILE HAS BEEN GENERATED BY WALGEN PROGRAM


New Project


NO. OF NODAL POINTS (NUMNP) ...................   39
NO. OF COORDINATES  (NCOORD)...................    2
NO. OF NODE DOFS    (NDOF).....................    2
NO. OF EQUATIONS    (NEQ)......................   78
NO. OF CONSTRAINTS CARDS (NVINC)...............    0
NO. OF ELEMENT GROUPS (NEG)....................    4
NO. OF SOLUTION STEPS (NSTE)...................    6
NO. OF ELEMENT SETS ATTACHED TO SLAVE NODES ...    0
NO. OF RECORD FROM WALGEN .....................   99
NO. OF LONG NAMES (LASTNAME) ..................   24
LENGTH UNIT CHOICE ............................    3 (M   )
FORCE  UNIT CHOICE ............................    3 (KN  )
MAX PORE PRESSURE TABLE LENGTH.................    1
NO. OF ELEMENT GROUPS REQUIRING ADD. SLIP DOF .    0


IDOFA (01) =  2  Y-DISPL.F
IDOFA (02) =  4   X-ROT. F

 RELEVANT ITEMS UNITS

 STRESSES                  kPa
 Y-DISPLACEMENTS           m
 ROTATIONS                 RADIANS
 BEAM AND SLAB MOMENTS     kN*m/m
 BEAM SHEAR FORCES         kN/m
 ANCHOR FORCES             kN/m
 AXIAL FORCES IN TRUSSES   kN/m
 AXIAL FORCES SPRINGS      kN/m
 Y-REACTIONS               kN/m
 X-MOMENT REACTIONS        kN*m/m
 ETC.
```

```
+-------------------------------------------------------------------------------------------------------------------------+
|                  PARATIEPLUS(TM)   NLS ENGINE RELEASE  2018.0    FULL VERSION  *Build date:Nov 13, 2017*              |
|                                                                                                                         |
|                                  NewProject.BaseDesignSection_28.SISMICAGEO_1273                                        |
|                                 Exe Time : 4 September 2018 18:01:33                                                    |
+-------------------------------------------------------------------------------------------------------------------------+
                  P R E P R O C E S S O R    D A T A

                  N O.  O F   C O M M A N D S     99

   1 : UNIT  m kN
   2 : TITLE New Project
   3 : DELTA 0.2
   4 : option param itemax 40
   5 : option control hinges 0 0.0001 0.001
   6 : WALL LeftWall_32 0 -7.5 0 1
   7 : SOIL 0_L LeftWall_32 -7.5 0 1 0
   8 : SOIL 0_R LeftWall_32 -7.5 0 2 180
   9 : LDATA Rilevato_2_8_L_0 3 LeftWall_32
  10 : ATREST 0.5 0.5 1
  11 : WEIGHT 19 10 10
  12 : PERMEABILITY 0.0001
  13 : RESISTANCE 0 38 0 0 0
  14 : YOUNG 1.5E+04 4.5E+04
  15 : ENDL
  16 : LDATA DI1_164_167_L_0 0 LeftWall_32
  17 : ATREST 0.5 0.5 1
  18 : WEIGHT 16 6 10
  19 : PERMEABILITY 1E-05
  20 : RESISTANCE 0 30 0 0 0
  21 : YOUNG 3E+04 4.8E+04
  22 : ENDL
  23 : LDATA DI2_165_168_L_0 -5 LeftWall_32
  24 : ATREST 0.5 0.5 1
  25 : WEIGHT 16 6 10
  26 : PERMEABILITY 1E-05
  27 : RESISTANCE 1 33 0 0 0
  28 : YOUNG 6.8E+04 1.088E+05
  29 : ENDL
  30 : MATERIAL Fe360_108 2.06E+08
  31 : MATERIAL C2530_104 3.148E+07
  32 : MATERIAL acciaioarmonico_124 2.001E+08
  33 : MATERIAL C2025_103 2.996E+07
  34 : BEAM WallElement_33 LeftWall_32 -7.5 0 C2530_104 0.9794 00 00 0
  35 : WIRE Tieback_175 LeftWall_32 0 acciaioarmonico_124 8.441E-06 138.5 30 0 0
  36 : STRIP LeftWall_32 5 6 1 4 0 20 45
  37 : STRIP LeftWall_32 1 6 11.5 18.5 2.7 20 45
  38 : STEP Stage1_31
  39 : CHANGE Rilevato_2_8_L_0 U-FRICT=32.01 LeftWall_32
  40 : CHANGE Rilevato_2_8_L_0 D-FRICT=32.01 LeftWall_32
  41 : CHANGE Rilevato_2_8_L_0 U-KA=0.307 LeftWall_32
  42 : CHANGE Rilevato_2_8_L_0 U-KP=4.847 LeftWall_32
  43 : CHANGE Rilevato_2_8_L_0 D-KA=0.307 LeftWall_32
  44 : CHANGE Rilevato_2_8_L_0 D-KP=4.847 LeftWall_32
  45 : CHANGE DI1_164_167_L_0 U-FRICT=24.79 LeftWall_32
  46 : CHANGE DI1_164_167_L_0 D-FRICT=24.79 LeftWall_32
  47 : CHANGE DI1_164_167_L_0 U-KA=0.409 LeftWall_32
  48 : CHANGE DI1_164_167_L_0 U-KP=3.91 LeftWall_32
  49 : CHANGE DI1_164_167_L_0 D-KA=0.409 LeftWall_32
  50 : CHANGE DI1_164_167_L_0 D-KP=3.185 LeftWall_32
  51 : CHANGE DI2_165_168_L_0 U-FRICT=27.45 LeftWall_32
  52 : CHANGE DI2_165_168_L_0 D-FRICT=27.45 LeftWall_32
  53 : CHANGE DI2_165_168_L_0 U-KA=0.369 LeftWall_32
  54 : CHANGE DI2_165_168_L_0 U-KP=4.64 LeftWall_32
  55 : CHANGE DI2_165_168_L_0 D-KA=0.369 LeftWall_32
  56 : CHANGE DI2_165_168_L_0 D-KP=3.695 LeftWall_32
  57 : CHANGE Rilevato_2_8_L_0 U-COHE=0 LeftWall_32
  58 : CHANGE Rilevato_2_8_L_0 U-ADHES=0 LeftWall_32
  59 : CHANGE Rilevato_2_8_L_0 D-COHE=0 LeftWall_32
  60 : CHANGE Rilevato_2_8_L_0 D-ADHES=0 LeftWall_32
  61 : CHANGE DI1_164_167_L_0 U-COHE=0 LeftWall_32
```

```
62 : CHANGE DI1_164_167_L_0 U-ADHES=0 LeftWall_32
63 : CHANGE DI1_164_167_L_0 D-COHE=0 LeftWall_32
64 : CHANGE DI1_164_167_L_0 D-ADHES=0 LeftWall_32
65 : CHANGE DI2_165_168_L_0 U-COHE=0.8 LeftWall_32
66 : CHANGE DI2_165_168_L_0 U-ADHES=0 LeftWall_32
67 : CHANGE DI2_165_168_L_0 D-COHE=0.8 LeftWall_32
68 : CHANGE DI2_165_168_L_0 D-ADHES=0 LeftWall_32
69 : SETWALL LeftWall_32
70 : GEOM 0 0
71 : WATER -18 0 -7.5 0 0
72 : ADD WallElement_33
73 : ENDSTEP
74 : STEP Stage2_183
75 : SETWALL LeftWall_32
76 : GEOM 0 -1
77 : WATER -18 0 -7.5 0 0
78 : ENDSTEP
79 : STEP Stage3_283
80 : SETWALL LeftWall_32
81 : GEOM 0 -1
82 : WATER -18 0 -7.5 0 0
83 : ADD Tieback_175
84 : ENDSTEP
85 : STEP Stage4_383
86 : SETWALL LeftWall_32
87 : GEOM 0 -4.6
88 : WATER -18 0 -7.5 0 0
89 : ENDSTEP
90 : STEP Stage5_744
91 : SETWALL LeftWall_32
92 : GEOM 0 -4.1
93 : WATER -18 0 -7.5 0 0
94 : ENDSTEP
95 : STEP Stage6_2841
96 : SETWALL LeftWall_32
97 : GEOM 0 -4.1
98 : WATER -18 0 -7.5 0 0
99 : ENDSTEP
```

```
+-----------------------------------------------------------------------------------------------------------------------+
|                  PARATIEPLUS(TM)   NLS ENGINE RELEASE  2018.0    FULL VERSION  *Build date:Nov 13, 2017*              |
|                                                                                                                       |
|                                   NewProject.BaseDesignSection_28.SISMICAGEO_1273                                     |
|                                  Exe Time : 4 September 2018 18:01:33                                                 |
+-----------------------------------------------------------------------------------------------------------------------+
N O D A L   P O I N T   D A T A
--------------------------------

NODE     Y-COORD     Z-COORD / NODE     Y-COORD     Z-COORD / NODE     Y-COORD     Z-COORD / NODE     Y-COORD     Z-COORD /

   1  0.0000      0.0000     /    2  0.0000    -0.20000     /    3  0.0000    -0.40000     /    4  0.0000    -0.60000     /
   5  0.0000    -0.80000     /    6  0.0000     -1.0000     /    7  0.0000     -1.2000     /    8  0.0000     -1.4000     /
   9  0.0000     -1.6000     /   10  0.0000     -1.8000     /   11  0.0000     -2.0000     /   12  0.0000     -2.2000     /
  13  0.0000     -2.4000     /   14  0.0000     -2.6000     /   15  0.0000     -2.8000     /   16  0.0000     -3.0000     /
  17  0.0000     -3.2000     /   18  0.0000     -3.4000     /   19  0.0000     -3.6000     /   20  0.0000     -3.8000     /
  21  0.0000     -4.0000     /   22  0.0000     -4.2000     /   23  0.0000     -4.4000     /   24  0.0000     -4.6000     /
  25  0.0000     -4.8000     /   26  0.0000     -5.0000     /   27  0.0000     -5.2000     /   28  0.0000     -5.4000     /
  29  0.0000     -5.6000     /   30  0.0000     -5.8000     /   31  0.0000     -6.0000     /   32  0.0000     -6.2000     /
  33  0.0000     -6.4000     /   34  0.0000     -6.6000     /   35  0.0000     -6.8000     /   36  0.0000     -7.0000     /
  37  0.0000     -7.2000     /   38  0.0000     -7.4000     /   39  0.0000     -7.5000     /
```

```
+---------------------------------------------------------------------------------------------------------------------------+
|                   PARATIEPLUS(TM)   NLS ENGINE RELEASE  2018.0    FULL VERSION  *Build date:Nov 13, 2017*                |
|                                                                                                                           |
|                                    NewProject.BaseDesignSection_28.SISMICAGEO_1273                                        |
|                                   Exe Time : 4 September 2018 18:01:33                                                    |
+---------------------------------------------------------------------------------------------------------------------------+
 ELEMENT GROUP NO.  1

0_L                                                          :
   5  39   0   1   0   0   0   0   0   0   0   0   0   0   0   3   0   0   0   0
.....................................
.........2D PLASTIC SOIL ..........
.....................................

element group behaviour throughout stage analysis

stage   status
------------------
    1   active
    2   active
    3   active
    4   active
    5   active
    6   active

 material set no.    1

 prop( 1) angle              0.00000
 prop( 2) layer as foreseen  1.00000


 material set no.    2

 prop( 1) angle              0.00000
 prop( 2) layer as foreseen  2.00000


 material set no.    3

 prop( 1) angle              0.00000
 prop( 2) layer as foreseen  3.00000


 element data

   el    n  mat      area      .....     .....     .....      flag
-------------------------------------------------------------------

    1    1    2   0.1000     0.000     0.000     0.000     1.000
    2    2    2   0.2000     0.000     0.000     0.000     1.000
    3    3    2   0.2000     0.000     0.000     0.000     1.000
    4    4    2   0.2000     0.000     0.000     0.000     1.000
    5    5    2   0.2000     0.000     0.000     0.000     1.000
    6    6    2   0.2000     0.000     0.000     0.000     1.000
    7    7    2   0.2000     0.000     0.000     0.000     1.000
    8    8    2   0.2000     0.000     0.000     0.000     1.000
    9    9    2   0.2000     0.000     0.000     0.000     1.000
   10   10    2   0.2000     0.000     0.000     0.000     1.000
   11   11    2   0.2000     0.000     0.000     0.000     1.000
   12   12    2   0.2000     0.000     0.000     0.000     1.000
   13   13    2   0.2000     0.000     0.000     0.000     1.000
   14   14    2   0.2000     0.000     0.000     0.000     1.000
   15   15    2   0.2000     0.000     0.000     0.000     1.000
   16   16    2   0.2000     0.000     0.000     0.000     1.000
   17   17    2   0.2000     0.000     0.000     0.000     1.000
   18   18    2   0.2000     0.000     0.000     0.000     1.000
   19   19    2   0.2000     0.000     0.000     0.000     1.000
   20   20    2   0.2000     0.000     0.000     0.000     1.000
   21   21    2   0.2000     0.000     0.000     0.000     1.000
   22   22    2   0.2000     0.000     0.000     0.000     1.000
   23   23    2   0.2000     0.000     0.000     0.000     1.000
```

24	24	2	0.2000	0.000	0.000	0.000	1.000
25	25	2	0.2000	0.000	0.000	0.000	1.000
26	26	2	0.2000	0.000	0.000	0.000	1.000
27	27	3	0.2000	0.000	0.000	0.000	1.000
28	28	3	0.2000	0.000	0.000	0.000	1.000
29	29	3	0.2000	0.000	0.000	0.000	1.000
30	30	3	0.2000	0.000	0.000	0.000	1.000
31	31	3	0.2000	0.000	0.000	0.000	1.000
32	32	3	0.2000	0.000	0.000	0.000	1.000
33	33	3	0.2000	0.000	0.000	0.000	1.000
34	34	3	0.2000	0.000	0.000	0.000	1.000
35	35	3	0.2000	0.000	0.000	0.000	1.000
36	36	3	0.2000	0.000	0.000	0.000	1.000
37	37	3	0.2000	0.000	0.000	0.000	1.000
38	38	3	0.1500	0.000	0.000	0.000	1.000
39	39	3	0.5000E-01	0.000	0.000	0.000	1.000

```
+-------------------------------------------------------------------------------------------------------------------------------+
|                   PARATIEPLUS(TM)   NLS ENGINE RELEASE  2018.0    FULL VERSION  *Build date:Nov 13, 2017*                     |
|                                                                                                                               |
|                                    NewProject.BaseDesignSection_28.SISMICAGEO_1273                                            |
|                                   Exe Time : 4 September 2018 18:01:33                                                        |
+-------------------------------------------------------------------------------------------------------------------------------+
 ELEMENT GROUP NO.  2

0_R                                                          :
   5  39   0   1   0   0   0   0   0   0   0   0   0   0   0   3   0   0   0   0
.....................................
.........2D PLASTIC SOIL ..........
.....................................

element group behaviour throughout stage analysis

stage   status
------------------
    1   active
    2   active
    3   active
    4   active
    5   active
    6   active

 material set no.    1

 prop( 1) angle              180.000
 prop( 2) layer as foreseen  1.00000


 material set no.    2

 prop( 1) angle              180.000
 prop( 2) layer as foreseen  2.00000


 material set no.    3

 prop( 1) angle              180.000
 prop( 2) layer as foreseen  3.00000


 element data

   el    n  mat      area      .....     .....     .....      flag
-------------------------------------------------------------------

    1    1    2   0.1000     0.000     0.000     0.000     2.000
    2    2    2   0.2000     0.000     0.000     0.000     2.000
    3    3    2   0.2000     0.000     0.000     0.000     2.000
    4    4    2   0.2000     0.000     0.000     0.000     2.000
    5    5    2   0.2000     0.000     0.000     0.000     2.000
    6    6    2   0.2000     0.000     0.000     0.000     2.000
    7    7    2   0.2000     0.000     0.000     0.000     2.000
    8    8    2   0.2000     0.000     0.000     0.000     2.000
    9    9    2   0.2000     0.000     0.000     0.000     2.000
   10   10    2   0.2000     0.000     0.000     0.000     2.000
   11   11    2   0.2000     0.000     0.000     0.000     2.000
   12   12    2   0.2000     0.000     0.000     0.000     2.000
   13   13    2   0.2000     0.000     0.000     0.000     2.000
   14   14    2   0.2000     0.000     0.000     0.000     2.000
   15   15    2   0.2000     0.000     0.000     0.000     2.000
   16   16    2   0.2000     0.000     0.000     0.000     2.000
   17   17    2   0.2000     0.000     0.000     0.000     2.000
   18   18    2   0.2000     0.000     0.000     0.000     2.000
   19   19    2   0.2000     0.000     0.000     0.000     2.000
   20   20    2   0.2000     0.000     0.000     0.000     2.000
   21   21    2   0.2000     0.000     0.000     0.000     2.000
   22   22    2   0.2000     0.000     0.000     0.000     2.000
   23   23    2   0.2000     0.000     0.000     0.000     2.000
```

24	24	2	0.2000	0.000	0.000	0.000	2.000
25	25	2	0.2000	0.000	0.000	0.000	2.000
26	26	2	0.2000	0.000	0.000	0.000	2.000
27	27	3	0.2000	0.000	0.000	0.000	2.000
28	28	3	0.2000	0.000	0.000	0.000	2.000
29	29	3	0.2000	0.000	0.000	0.000	2.000
30	30	3	0.2000	0.000	0.000	0.000	2.000
31	31	3	0.2000	0.000	0.000	0.000	2.000
32	32	3	0.2000	0.000	0.000	0.000	2.000
33	33	3	0.2000	0.000	0.000	0.000	2.000
34	34	3	0.2000	0.000	0.000	0.000	2.000
35	35	3	0.2000	0.000	0.000	0.000	2.000
36	36	3	0.2000	0.000	0.000	0.000	2.000
37	37	3	0.2000	0.000	0.000	0.000	2.000
38	38	3	0.1500	0.000	0.000	0.000	2.000
39	39	3	0.5000E-01	0.000	0.000	0.000	2.000

```
+-------------------------------------------------------------------------------------------------------------------------------+
|                   PARATIEPLUS(TM)   NLS ENGINE RELEASE  2018.0    FULL VERSION  *Build date:Nov 13, 2017*                    |
|                                                                                                                               |
|                                    NewProject.BaseDesignSection_28.SISMICAGEO_1273                                            |
|                                   Exe Time : 4 September 2018 18:01:33                                                        |
+-------------------------------------------------------------------------------------------------------------------------------+
 ELEMENT GROUP NO.  3

WallElement_33                                                :
   2  38   0   1   0   0   0   0   0   0   0   0   0   0   0   1   0   0   1   0
.....................................
.........2D WALL ELEMENT...........
.....................................

element group behaviour throughout stage analysis

stage   status
------------------
    1   active
    2   active
    3   active
    4   active
    5   active
    6   active

 material set no.    1

 prop( 1) young modulus      0.314800E+08
 prop( 2) modification  time  0.00000
 prop( 3) new young modulus   0.00000
 prop( 4) poisson ratio       0.00000
 prop( 5) future .............0.294300E-43

 no. of step variable items:     1
 step  inertia multipier
--------------------------
    1   1.000
    2   1.000
    3   1.000
    4   1.000
    5   1.000
    6   1.000

 element data

   el   na   nb  mat      erc1      erc2     thick      by-i      by-j
-------------------------------------------------------------

    1    1    2    1    0.000     0.000    0.9794     0.000     0.000
    2    2    3    1    0.000     0.000    0.9794     0.000     0.000
    3    3    4    1    0.000     0.000    0.9794     0.000     0.000
    4    4    5    1    0.000     0.000    0.9794     0.000     0.000
    5    5    6    1    0.000     0.000    0.9794     0.000     0.000
    6    6    7    1    0.000     0.000    0.9794     0.000     0.000
    7    7    8    1    0.000     0.000    0.9794     0.000     0.000
    8    8    9    1    0.000     0.000    0.9794     0.000     0.000
    9    9   10    1    0.000     0.000    0.9794     0.000     0.000
   10   10   11    1    0.000     0.000    0.9794     0.000     0.000
   11   11   12    1    0.000     0.000    0.9794     0.000     0.000
   12   12   13    1    0.000     0.000    0.9794     0.000     0.000
   13   13   14    1    0.000     0.000    0.9794     0.000     0.000
   14   14   15    1    0.000     0.000    0.9794     0.000     0.000
   15   15   16    1    0.000     0.000    0.9794     0.000     0.000
   16   16   17    1    0.000     0.000    0.9794     0.000     0.000
   17   17   18    1    0.000     0.000    0.9794     0.000     0.000
   18   18   19    1    0.000     0.000    0.9794     0.000     0.000
   19   19   20    1    0.000     0.000    0.9794     0.000     0.000
   20   20   21    1    0.000     0.000    0.9794     0.000     0.000
   21   21   22    1    0.000     0.000    0.9794     0.000     0.000
   22   22   23    1    0.000     0.000    0.9794     0.000     0.000
   23   23   24    1    0.000     0.000    0.9794     0.000     0.000
```

24	24	25	1	0.000	0.000	0.9794	0.000	0.000
25	25	26	1	0.000	0.000	0.9794	0.000	0.000
26	26	27	1	0.000	0.000	0.9794	0.000	0.000
27	27	28	1	0.000	0.000	0.9794	0.000	0.000
28	28	29	1	0.000	0.000	0.9794	0.000	0.000
29	29	30	1	0.000	0.000	0.9794	0.000	0.000
30	30	31	1	0.000	0.000	0.9794	0.000	0.000
31	31	32	1	0.000	0.000	0.9794	0.000	0.000
32	32	33	1	0.000	0.000	0.9794	0.000	0.000
33	33	34	1	0.000	0.000	0.9794	0.000	0.000
34	34	35	1	0.000	0.000	0.9794	0.000	0.000
35	35	36	1	0.000	0.000	0.9794	0.000	0.000
36	36	37	1	0.000	0.000	0.9794	0.000	0.000
37	37	38	1	0.000	0.000	0.9794	0.000	0.000
38	38	39	1	0.000	0.000	0.9794	0.000	0.000

```
+-------------------------------------------------------------------------------------------------------------------------------+
|                   PARATIEPLUS(TM)   NLS ENGINE RELEASE  2018.0    FULL VERSION  *Build date:Nov 13, 2017*                    |
|                                                                                                                               |
|                                    NewProject.BaseDesignSection_28.SISMICAGEO_1273                                            |
|                                   Exe Time : 4 September 2018 18:01:33                                                        |
+-------------------------------------------------------------------------------------------------------------------------------+
 ELEMENT GROUP NO.  4

Tieback_175                                                 :
   6   1   0   1   0   0   0   0   0   0   0   0   0   0   0   1   0   0   2   0
.....................................
.........2D POST-TENSION ANCHOR....
.....................................

element group behaviour throughout stage analysis

stage   status
------------------
    1  inactive
    2  inactive
    3   active
    4   active
    5   active
    6   active

 material set no.    1

 prop( 1) angle          30.0000
 prop( 2) young modulus 0.200100E+09
 prop( 3) modification  time  0.00000
 prop( 4) new young modulus   0.00000

 no. of step variable items:     2
 step   -ve lim     +ve lim
-----------------------------
    1   0.000       0.000
    2   0.000       0.000
    3   0.000       0.000
    4   0.000       0.000
    5   0.000       0.000
    6   0.000       0.000

 element data

   el    n  mat       a/l     pinit    yieldc    yieldt
-----------------------------------------------------------

    1    1    1   0.8441E-05 138.5     0.000     0.000
```

```
+-------------------------------------------------------------------------------------------------------------------------+
|                   PARATIEPLUS(TM)   NLS ENGINE RELEASE  2018.0    FULL VERSION  *Build date:Nov 13, 2017*              |
|                                                                                                                         |
|                                    NewProject.BaseDesignSection_28.SISMICAGEO_1273                                      |
|                                   Exe Time : 4 September 2018 18:01:33                                                  |
+-------------------------------------------------------------------------------------------------------------------------+


NO. OF NODAL LOADS  (NLOAD) ...................    0
NO. OF LOAD CURVES  (NLCUR) ...................   12
MAXIMUM POINTS/LCURVE (NPTM)...................    5
```

```
+-------------------------------------------------------------------------------------------------------------------------+
|                  PARATIEPLUS(TM)   NLS ENGINE RELEASE  2018.0    FULL VERSION  *Build date:Nov 13, 2017*              |
|                                                                                                                         |
|                                    NewProject.BaseDesignSection_28.SISMICAGEO_1273                                      |
|                                   Exe Time : 4 September 2018 18:01:33                                                  |
+-------------------------------------------------------------------------------------------------------------------------+
L O A D     D A T A


    LOAD FUNCTION NUMBER   =    1
    NUMBER OF TIME POINTS  =    5

    TIME VALUE      FUNCTION

       0.00000    0.0000E+00
       0.80000    0.0000E+00
       1.00000    0.1000E+01
       1.20000    0.0000E+00
       7.00000    0.0000E+00


    LOAD FUNCTION NUMBER   =    2
    NUMBER OF TIME POINTS  =    5

    TIME VALUE      FUNCTION

       0.00000    0.0000E+00
       1.80000    0.0000E+00
       2.00000    0.1000E+01
       2.20000    0.0000E+00
       7.00000    0.0000E+00


    LOAD FUNCTION NUMBER   =    3
    NUMBER OF TIME POINTS  =    5

    TIME VALUE      FUNCTION

       0.00000    0.0000E+00
       2.80000    0.0000E+00
       3.00000    0.1000E+01
       3.20000    0.0000E+00
       7.00000    0.0000E+00


    LOAD FUNCTION NUMBER   =    4
    NUMBER OF TIME POINTS  =    5

    TIME VALUE      FUNCTION

       0.00000    0.0000E+00
       3.80000    0.0000E+00
       4.00000    0.1000E+01
       4.20000    0.0000E+00
       7.00000    0.0000E+00


    LOAD FUNCTION NUMBER   =    5
    NUMBER OF TIME POINTS  =    5

    TIME VALUE      FUNCTION

       0.00000    0.0000E+00
       4.80000    0.0000E+00
       5.00000    0.1000E+01
       5.20000    0.0000E+00
```

```
   7.00000    0.0000E+00


LOAD FUNCTION NUMBER   =    6
NUMBER OF TIME POINTS  =    5

TIME VALUE      FUNCTION

   0.00000    0.0000E+00
   5.80000    0.0000E+00
   6.00000    0.1000E+01
   6.20000    0.0000E+00
   7.00000    0.0000E+00


LOAD FUNCTION NUMBER   =    7
NUMBER OF TIME POINTS  =    4

TIME VALUE      FUNCTION

   0.00000    0.0000E+00
   0.80000    0.0000E+00
   1.00000    0.1000E+01
   7.00000    0.1000E+01


LOAD FUNCTION NUMBER   =    8
NUMBER OF TIME POINTS  =    4

TIME VALUE      FUNCTION

   0.00000    0.0000E+00
   1.80000    0.0000E+00
   2.00000    0.1000E+01
   7.00000    0.1000E+01


LOAD FUNCTION NUMBER   =    9
NUMBER OF TIME POINTS  =    4

TIME VALUE      FUNCTION

   0.00000    0.0000E+00
   2.80000    0.0000E+00
   3.00000    0.1000E+01
   7.00000    0.1000E+01


LOAD FUNCTION NUMBER   =   10
NUMBER OF TIME POINTS  =    4

TIME VALUE      FUNCTION

   0.00000    0.0000E+00
   3.80000    0.0000E+00
   4.00000    0.1000E+01
   7.00000    0.1000E+01


LOAD FUNCTION NUMBER   =   11
NUMBER OF TIME POINTS  =    4

TIME VALUE      FUNCTION

   0.00000    0.0000E+00
   4.80000    0.0000E+00
   5.00000    0.1000E+01
   7.00000    0.1000E+01
```

```
     LOAD FUNCTION NUMBER   =   12
     NUMBER OF TIME POINTS  =    4

     TIME VALUE      FUNCTION

        0.00000    0.0000E+00
        5.80000    0.0000E+00
        6.00000    0.1000E+01
        7.00000    0.1000E+01


 NO. OF DISTRIBUTED LOAD CARDS     0
```

```
+-------------------------------------------------------------------------------------------------------------------------+
|                   PARATIEPLUS(TM)   NLS ENGINE RELEASE  2018.0    FULL VERSION  *Build date:Nov 13, 2017*               |
|                                                                                                                         |
|                                    NewProject.BaseDesignSection_28.SISMICAGEO_1273                                      |
|                                   Exe Time : 4 September 2018 18:01:33                                                  |
+-------------------------------------------------------------------------------------------------------------------------+
L O A D     B A L A N C E

STEP     1 TOTAL APPLIED LOAD IN DIR.  2  Y-DISPL.F       0.0000000
STEP     1 TOTAL APPLIED LOAD IN DIR.  4   X-ROT. F       0.0000000

STEP     2 TOTAL APPLIED LOAD IN DIR.  2  Y-DISPL.F       0.0000000
STEP     2 TOTAL APPLIED LOAD IN DIR.  4   X-ROT. F       0.0000000

STEP     3 TOTAL APPLIED LOAD IN DIR.  2  Y-DISPL.F       0.0000000
STEP     3 TOTAL APPLIED LOAD IN DIR.  4   X-ROT. F       0.0000000

STEP     4 TOTAL APPLIED LOAD IN DIR.  2  Y-DISPL.F       0.0000000
STEP     4 TOTAL APPLIED LOAD IN DIR.  4   X-ROT. F       0.0000000

STEP     5 TOTAL APPLIED LOAD IN DIR.  2  Y-DISPL.F       0.0000000
STEP     5 TOTAL APPLIED LOAD IN DIR.  4   X-ROT. F       0.0000000

STEP     6 TOTAL APPLIED LOAD IN DIR.  2  Y-DISPL.F       0.0000000
STEP     6 TOTAL APPLIED LOAD IN DIR.  4   X-ROT. F       0.0000000


                    LOAD INPUT SECTION COMPLETED
```

```
+-----------------------------------------------------------------------------------------------------------------------+
|                  PARATIEPLUS(TM)   NLS ENGINE RELEASE  2018.0    FULL VERSION  *Build date:Nov 13, 2017*              |
|                                                                                                                       |
|                                   NewProject.BaseDesignSection_28.SISMICAGEO_1273                                     |
|                                  Exe Time : 4 September 2018 18:01:33                                                 |
+-----------------------------------------------------------------------------------------------------------------------+


NO. OF LAYERS ................................    3
NO. OF DATA PER LAYER.........................  100
```

```
+-------------------------------------------------------------------------------------------------------------------------+
|                   PARATIEPLUS(TM)   NLS ENGINE RELEASE  2018.0    FULL VERSION  *Build date:Nov 13, 2017*              |
|                                                                                                                         |
|                                    NewProject.BaseDesignSection_28.SISMICAGEO_1273                                      |
|                                   Exe Time : 4 September 2018 18:01:33                                                  |
+-------------------------------------------------------------------------------------------------------------------------+

LAYER DESCRIPTORS FOR STEP NO.    1


 NON ZERO LAYER DESCRIPTORS FOR LAYER NO.    1 FOR STEP NO.    1

ITEM NO.   1<NAME    >=  16.000     (BOTH WALLS)
ITEM NO.   2<NATURE  >=  1.0000     (BOTH WALLS)
ITEM NO.   3<LEVEL   >=  3.0000     (BOTH WALLS)
ITEM NO.   4<WALL    >=  1.0000     (BOTH WALLS)
ITEM NO.   5<GAMMAD  >=  19.000     (BOTH WALLS)
ITEM NO.   6<GAMMAB  >=  10.000     (BOTH WALLS)
ITEM NO.   7<GAMMAW  >=  10.000     (BOTH WALLS)
ITEM NO.   9<U-FRICT >=  32.010     WALL NO.        1
ITEM NO.   9<U-FRICT >=  38.000     WALL NO.        2
ITEM NO.  10<U-KA    >= 0.30700     WALL NO.        1
ITEM NO.  11<U-KP    >=  4.8470     WALL NO.        1
ITEM NO.  12<K0-NC   >= 0.50000     (BOTH WALLS)
ITEM NO.  13<NEXP    >= 0.50000     (BOTH WALLS)
ITEM NO.  14<OCR     >=  1.0000     (BOTH WALLS)
ITEM NO.  16<MODEL   >=  1.0000     (BOTH WALLS)
ITEM NO.  17<EVC     >=  15000.     (BOTH WALLS)
ITEM NO.  18<EUR     >=  45000.     (BOTH WALLS)
ITEM NO.  27<U-PERM  >= 0.10000E-03 (BOTH WALLS)
ITEM NO.  52<D-NATURE>=  1.0000     (BOTH WALLS)
ITEM NO.  53<D-LEVEL >=  0.0000     (BOTH WALLS)
ITEM NO.  59<D-FRICT >=  32.010     WALL NO.        1
ITEM NO.  59<D-FRICT >=  38.000     WALL NO.        2
ITEM NO.  60<D-KA    >= 0.30700     WALL NO.        1
ITEM NO.  61<D-KP    >=  4.8470     WALL NO.        1
ITEM NO.  77<D-PERM  >= 0.10000E-03 (BOTH WALLS)

 NON ZERO LAYER DESCRIPTORS FOR LAYER NO.    2 FOR STEP NO.    1

ITEM NO.   1<NAME    >=  17.000     (BOTH WALLS)
ITEM NO.   2<NATURE  >=  1.0000     (BOTH WALLS)
ITEM NO.   3<LEVEL   >=  0.0000     (BOTH WALLS)
ITEM NO.   4<WALL    >=  1.0000     (BOTH WALLS)
ITEM NO.   5<GAMMAD  >=  16.000     (BOTH WALLS)
ITEM NO.   6<GAMMAB  >=  6.0000     (BOTH WALLS)
ITEM NO.   7<GAMMAW  >=  10.000     (BOTH WALLS)
ITEM NO.   9<U-FRICT >=  24.790     WALL NO.        1
ITEM NO.   9<U-FRICT >=  30.000     WALL NO.        2
ITEM NO.  10<U-KA    >= 0.40900     WALL NO.        1
ITEM NO.  11<U-KP    >=  3.9100     WALL NO.        1
ITEM NO.  12<K0-NC   >= 0.50000     (BOTH WALLS)
ITEM NO.  13<NEXP    >= 0.50000     (BOTH WALLS)
ITEM NO.  14<OCR     >=  1.0000     (BOTH WALLS)
ITEM NO.  16<MODEL   >=  1.0000     (BOTH WALLS)
ITEM NO.  17<EVC     >=  30000.     (BOTH WALLS)
ITEM NO.  18<EUR     >=  48000.     (BOTH WALLS)
ITEM NO.  27<U-PERM  >= 0.10000E-04 (BOTH WALLS)
ITEM NO.  52<D-NATURE>=  1.0000     (BOTH WALLS)
ITEM NO.  53<D-LEVEL >=  0.0000     (BOTH WALLS)
ITEM NO.  59<D-FRICT >=  24.790     WALL NO.        1
ITEM NO.  59<D-FRICT >=  30.000     WALL NO.        2
ITEM NO.  60<D-KA    >= 0.40900     WALL NO.        1
ITEM NO.  61<D-KP    >=  3.1850     WALL NO.        1
ITEM NO.  77<D-PERM  >= 0.10000E-04 (BOTH WALLS)

 NON ZERO LAYER DESCRIPTORS FOR LAYER NO.    3 FOR STEP NO.    1

ITEM NO.   1<NAME    >=  18.000     (BOTH WALLS)
ITEM NO.   2<NATURE  >=  1.0000     (BOTH WALLS)
ITEM NO.   3<LEVEL   >= -5.0000     (BOTH WALLS)
```

```
ITEM NO.   4<WALL    >=  1.0000     (BOTH WALLS)
ITEM NO.   5<GAMMAD  >=  16.000     (BOTH WALLS)
ITEM NO.   6<GAMMAB  >=  6.0000     (BOTH WALLS)
ITEM NO.   7<GAMMAW  >=  10.000     (BOTH WALLS)
ITEM NO.   8<U-COHE  >= 0.80000     WALL NO.        1
ITEM NO.   8<U-COHE  >=  1.0000     WALL NO.        2
ITEM NO.   9<U-FRICT >=  27.450     WALL NO.        1
ITEM NO.   9<U-FRICT >=  33.000     WALL NO.        2
ITEM NO.  10<U-KA    >= 0.36900     WALL NO.        1
ITEM NO.  11<U-KP    >=  4.6400     WALL NO.        1
ITEM NO.  12<K0-NC   >= 0.50000     (BOTH WALLS)
ITEM NO.  13<NEXP    >= 0.50000     (BOTH WALLS)
ITEM NO.  14<OCR     >=  1.0000     (BOTH WALLS)
ITEM NO.  16<MODEL   >=  1.0000     (BOTH WALLS)
ITEM NO.  17<EVC     >=  68000.     (BOTH WALLS)
ITEM NO.  18<EUR     >= 0.10880E+06 (BOTH WALLS)
ITEM NO.  27<U-PERM  >= 0.10000E-04 (BOTH WALLS)
ITEM NO.  52<D-NATURE>=  1.0000     (BOTH WALLS)
ITEM NO.  53<D-LEVEL >=  0.0000     (BOTH WALLS)
ITEM NO.  58<D-COHE  >= 0.80000     WALL NO.        1
ITEM NO.  58<D-COHE  >=  1.0000     WALL NO.        2
ITEM NO.  59<D-FRICT >=  27.450     WALL NO.        1
ITEM NO.  59<D-FRICT >=  33.000     WALL NO.        2
ITEM NO.  60<D-KA    >= 0.36900     WALL NO.        1
ITEM NO.  61<D-KP    >=  3.6950     WALL NO.        1
ITEM NO.  77<D-PERM  >= 0.10000E-04 (BOTH WALLS)

LAYER DESCRIPTORS FOR STEP NO.    2


 NON ZERO LAYER DESCRIPTORS FOR LAYER NO.    1 FOR STEP NO.    2

ITEM NO.   1<NAME    >=  16.000     (BOTH WALLS)
ITEM NO.   2<NATURE  >=  1.0000     (BOTH WALLS)
ITEM NO.   3<LEVEL   >=  3.0000     (BOTH WALLS)
ITEM NO.   4<WALL    >=  1.0000     (BOTH WALLS)
ITEM NO.   5<GAMMAD  >=  19.000     (BOTH WALLS)
ITEM NO.   6<GAMMAB  >=  10.000     (BOTH WALLS)
ITEM NO.   7<GAMMAW  >=  10.000     (BOTH WALLS)
ITEM NO.   9<U-FRICT >=  32.010     WALL NO.        1
ITEM NO.   9<U-FRICT >=  38.000     WALL NO.        2
ITEM NO.  10<U-KA    >= 0.30700     WALL NO.        1
ITEM NO.  11<U-KP    >=  4.8470     WALL NO.        1
ITEM NO.  12<K0-NC   >= 0.50000     (BOTH WALLS)
ITEM NO.  13<NEXP    >= 0.50000     (BOTH WALLS)
ITEM NO.  14<OCR     >=  1.0000     (BOTH WALLS)
ITEM NO.  16<MODEL   >=  1.0000     (BOTH WALLS)
ITEM NO.  17<EVC     >=  15000.     (BOTH WALLS)
ITEM NO.  18<EUR     >=  45000.     (BOTH WALLS)
ITEM NO.  27<U-PERM  >= 0.10000E-03 (BOTH WALLS)
ITEM NO.  52<D-NATURE>=  1.0000     (BOTH WALLS)
ITEM NO.  53<D-LEVEL >=  0.0000     (BOTH WALLS)
ITEM NO.  59<D-FRICT >=  32.010     WALL NO.        1
ITEM NO.  59<D-FRICT >=  38.000     WALL NO.        2
ITEM NO.  60<D-KA    >= 0.30700     WALL NO.        1
ITEM NO.  61<D-KP    >=  4.8470     WALL NO.        1
ITEM NO.  77<D-PERM  >= 0.10000E-03 (BOTH WALLS)

 NON ZERO LAYER DESCRIPTORS FOR LAYER NO.    2 FOR STEP NO.    2

ITEM NO.   1<NAME    >=  17.000     (BOTH WALLS)
ITEM NO.   2<NATURE  >=  1.0000     (BOTH WALLS)
ITEM NO.   3<LEVEL   >=  0.0000     (BOTH WALLS)
ITEM NO.   4<WALL    >=  1.0000     (BOTH WALLS)
ITEM NO.   5<GAMMAD  >=  16.000     (BOTH WALLS)
ITEM NO.   6<GAMMAB  >=  6.0000     (BOTH WALLS)
ITEM NO.   7<GAMMAW  >=  10.000     (BOTH WALLS)
ITEM NO.   9<U-FRICT >=  24.790     WALL NO.        1
ITEM NO.   9<U-FRICT >=  30.000     WALL NO.        2
ITEM NO.  10<U-KA    >= 0.40900     WALL NO.        1
ITEM NO.  11<U-KP    >=  3.9100     WALL NO.        1
ITEM NO.  12<K0-NC   >= 0.50000     (BOTH WALLS)
ITEM NO.  13<NEXP    >= 0.50000     (BOTH WALLS)
ITEM NO.  14<OCR     >=  1.0000     (BOTH WALLS)
```

```
ITEM NO.  16<MODEL   >=  1.0000     (BOTH WALLS)
ITEM NO.  17<EVC     >=  30000.     (BOTH WALLS)
ITEM NO.  18<EUR     >=  48000.     (BOTH WALLS)
ITEM NO.  27<U-PERM  >= 0.10000E-04 (BOTH WALLS)
ITEM NO.  52<D-NATURE>=  1.0000     (BOTH WALLS)
ITEM NO.  53<D-LEVEL >=  0.0000     (BOTH WALLS)
ITEM NO.  59<D-FRICT >=  24.790     WALL NO.        1
ITEM NO.  59<D-FRICT >=  30.000     WALL NO.        2
ITEM NO.  60<D-KA    >= 0.40900     WALL NO.        1
ITEM NO.  61<D-KP    >=  3.1850     WALL NO.        1
ITEM NO.  77<D-PERM  >= 0.10000E-04 (BOTH WALLS)

 NON ZERO LAYER DESCRIPTORS FOR LAYER NO.    3 FOR STEP NO.    2

ITEM NO.   1<NAME    >=  18.000     (BOTH WALLS)
ITEM NO.   2<NATURE  >=  1.0000     (BOTH WALLS)
ITEM NO.   3<LEVEL   >= -5.0000     (BOTH WALLS)
ITEM NO.   4<WALL    >=  1.0000     (BOTH WALLS)
ITEM NO.   5<GAMMAD  >=  16.000     (BOTH WALLS)
ITEM NO.   6<GAMMAB  >=  6.0000     (BOTH WALLS)
ITEM NO.   7<GAMMAW  >=  10.000     (BOTH WALLS)
ITEM NO.   8<U-COHE  >= 0.80000     WALL NO.        1
ITEM NO.   8<U-COHE  >=  1.0000     WALL NO.        2
ITEM NO.   9<U-FRICT >=  27.450     WALL NO.        1
ITEM NO.   9<U-FRICT >=  33.000     WALL NO.        2
ITEM NO.  10<U-KA    >= 0.36900     WALL NO.        1
ITEM NO.  11<U-KP    >=  4.6400     WALL NO.        1
ITEM NO.  12<K0-NC   >= 0.50000     (BOTH WALLS)
ITEM NO.  13<NEXP    >= 0.50000     (BOTH WALLS)
ITEM NO.  14<OCR     >=  1.0000     (BOTH WALLS)
ITEM NO.  16<MODEL   >=  1.0000     (BOTH WALLS)
ITEM NO.  17<EVC     >=  68000.     (BOTH WALLS)
ITEM NO.  18<EUR     >= 0.10880E+06 (BOTH WALLS)
ITEM NO.  27<U-PERM  >= 0.10000E-04 (BOTH WALLS)
ITEM NO.  52<D-NATURE>=  1.0000     (BOTH WALLS)
ITEM NO.  53<D-LEVEL >=  0.0000     (BOTH WALLS)
ITEM NO.  58<D-COHE  >= 0.80000     WALL NO.        1
ITEM NO.  58<D-COHE  >=  1.0000     WALL NO.        2
ITEM NO.  59<D-FRICT >=  27.450     WALL NO.        1
ITEM NO.  59<D-FRICT >=  33.000     WALL NO.        2
ITEM NO.  60<D-KA    >= 0.36900     WALL NO.        1
ITEM NO.  61<D-KP    >=  3.6950     WALL NO.        1
ITEM NO.  77<D-PERM  >= 0.10000E-04 (BOTH WALLS)

LAYER DESCRIPTORS FOR STEP NO.    3


 NON ZERO LAYER DESCRIPTORS FOR LAYER NO.    1 FOR STEP NO.    3

ITEM NO.   1<NAME    >=  16.000     (BOTH WALLS)
ITEM NO.   2<NATURE  >=  1.0000     (BOTH WALLS)
ITEM NO.   3<LEVEL   >=  3.0000     (BOTH WALLS)
ITEM NO.   4<WALL    >=  1.0000     (BOTH WALLS)
ITEM NO.   5<GAMMAD  >=  19.000     (BOTH WALLS)
ITEM NO.   6<GAMMAB  >=  10.000     (BOTH WALLS)
ITEM NO.   7<GAMMAW  >=  10.000     (BOTH WALLS)
ITEM NO.   9<U-FRICT >=  32.010     WALL NO.        1
ITEM NO.   9<U-FRICT >=  38.000     WALL NO.        2
ITEM NO.  10<U-KA    >= 0.30700     WALL NO.        1
ITEM NO.  11<U-KP    >=  4.8470     WALL NO.        1
ITEM NO.  12<K0-NC   >= 0.50000     (BOTH WALLS)
ITEM NO.  13<NEXP    >= 0.50000     (BOTH WALLS)
ITEM NO.  14<OCR     >=  1.0000     (BOTH WALLS)
ITEM NO.  16<MODEL   >=  1.0000     (BOTH WALLS)
ITEM NO.  17<EVC     >=  15000.     (BOTH WALLS)
ITEM NO.  18<EUR     >=  45000.     (BOTH WALLS)
ITEM NO.  27<U-PERM  >= 0.10000E-03 (BOTH WALLS)
ITEM NO.  52<D-NATURE>=  1.0000     (BOTH WALLS)
ITEM NO.  53<D-LEVEL >=  0.0000     (BOTH WALLS)
ITEM NO.  59<D-FRICT >=  32.010     WALL NO.        1
ITEM NO.  59<D-FRICT >=  38.000     WALL NO.        2
ITEM NO.  60<D-KA    >= 0.30700     WALL NO.        1
ITEM NO.  61<D-KP    >=  4.8470     WALL NO.        1
ITEM NO.  77<D-PERM  >= 0.10000E-03 (BOTH WALLS)
```

```
 NON ZERO LAYER DESCRIPTORS FOR LAYER NO.    2 FOR STEP NO.    3

ITEM NO.   1<NAME    >=  17.000     (BOTH WALLS)
ITEM NO.   2<NATURE  >=  1.0000     (BOTH WALLS)
ITEM NO.   3<LEVEL   >=  0.0000     (BOTH WALLS)
ITEM NO.   4<WALL    >=  1.0000     (BOTH WALLS)
ITEM NO.   5<GAMMAD  >=  16.000     (BOTH WALLS)
ITEM NO.   6<GAMMAB  >=  6.0000     (BOTH WALLS)
ITEM NO.   7<GAMMAW  >=  10.000     (BOTH WALLS)
ITEM NO.   9<U-FRICT >=  24.790     WALL NO.        1
ITEM NO.   9<U-FRICT >=  30.000     WALL NO.        2
ITEM NO.  10<U-KA    >= 0.40900     WALL NO.        1
ITEM NO.  11<U-KP    >=  3.9100     WALL NO.        1
ITEM NO.  12<K0-NC   >= 0.50000     (BOTH WALLS)
ITEM NO.  13<NEXP    >= 0.50000     (BOTH WALLS)
ITEM NO.  14<OCR     >=  1.0000     (BOTH WALLS)
ITEM NO.  16<MODEL   >=  1.0000     (BOTH WALLS)
ITEM NO.  17<EVC     >=  30000.     (BOTH WALLS)
ITEM NO.  18<EUR     >=  48000.     (BOTH WALLS)
ITEM NO.  27<U-PERM  >= 0.10000E-04 (BOTH WALLS)
ITEM NO.  52<D-NATURE>=  1.0000     (BOTH WALLS)
ITEM NO.  53<D-LEVEL >=  0.0000     (BOTH WALLS)
ITEM NO.  59<D-FRICT >=  24.790     WALL NO.        1
ITEM NO.  59<D-FRICT >=  30.000     WALL NO.        2
ITEM NO.  60<D-KA    >= 0.40900     WALL NO.        1
ITEM NO.  61<D-KP    >=  3.1850     WALL NO.        1
ITEM NO.  77<D-PERM  >= 0.10000E-04 (BOTH WALLS)

 NON ZERO LAYER DESCRIPTORS FOR LAYER NO.    3 FOR STEP NO.    3

ITEM NO.   1<NAME    >=  18.000     (BOTH WALLS)
ITEM NO.   2<NATURE  >=  1.0000     (BOTH WALLS)
ITEM NO.   3<LEVEL   >= -5.0000     (BOTH WALLS)
ITEM NO.   4<WALL    >=  1.0000     (BOTH WALLS)
ITEM NO.   5<GAMMAD  >=  16.000     (BOTH WALLS)
ITEM NO.   6<GAMMAB  >=  6.0000     (BOTH WALLS)
ITEM NO.   7<GAMMAW  >=  10.000     (BOTH WALLS)
ITEM NO.   8<U-COHE  >= 0.80000     WALL NO.        1
ITEM NO.   8<U-COHE  >=  1.0000     WALL NO.        2
ITEM NO.   9<U-FRICT >=  27.450     WALL NO.        1
ITEM NO.   9<U-FRICT >=  33.000     WALL NO.        2
ITEM NO.  10<U-KA    >= 0.36900     WALL NO.        1
ITEM NO.  11<U-KP    >=  4.6400     WALL NO.        1
ITEM NO.  12<K0-NC   >= 0.50000     (BOTH WALLS)
ITEM NO.  13<NEXP    >= 0.50000     (BOTH WALLS)
ITEM NO.  14<OCR     >=  1.0000     (BOTH WALLS)
ITEM NO.  16<MODEL   >=  1.0000     (BOTH WALLS)
ITEM NO.  17<EVC     >=  68000.     (BOTH WALLS)
ITEM NO.  18<EUR     >= 0.10880E+06 (BOTH WALLS)
ITEM NO.  27<U-PERM  >= 0.10000E-04 (BOTH WALLS)
ITEM NO.  52<D-NATURE>=  1.0000     (BOTH WALLS)
ITEM NO.  53<D-LEVEL >=  0.0000     (BOTH WALLS)
ITEM NO.  58<D-COHE  >= 0.80000     WALL NO.        1
ITEM NO.  58<D-COHE  >=  1.0000     WALL NO.        2
ITEM NO.  59<D-FRICT >=  27.450     WALL NO.        1
ITEM NO.  59<D-FRICT >=  33.000     WALL NO.        2
ITEM NO.  60<D-KA    >= 0.36900     WALL NO.        1
ITEM NO.  61<D-KP    >=  3.6950     WALL NO.        1
ITEM NO.  77<D-PERM  >= 0.10000E-04 (BOTH WALLS)

LAYER DESCRIPTORS FOR STEP NO.    4

 NON ZERO LAYER DESCRIPTORS FOR LAYER NO.    1 FOR STEP NO.    4

ITEM NO.   1<NAME    >=  16.000     (BOTH WALLS)
ITEM NO.   2<NATURE  >=  1.0000     (BOTH WALLS)
ITEM NO.   3<LEVEL   >=  3.0000     (BOTH WALLS)
ITEM NO.   4<WALL    >=  1.0000     (BOTH WALLS)
ITEM NO.   5<GAMMAD  >=  19.000     (BOTH WALLS)
ITEM NO.   6<GAMMAB  >=  10.000     (BOTH WALLS)
ITEM NO.   7<GAMMAW  >=  10.000     (BOTH WALLS)
ITEM NO.   9<U-FRICT >=  32.010     WALL NO.        1
```

```
ITEM NO.   9<U-FRICT >=  38.000     WALL NO.        2
ITEM NO.  10<U-KA    >= 0.30700     WALL NO.        1
ITEM NO.  11<U-KP    >=  4.8470     WALL NO.        1
ITEM NO.  12<K0-NC   >= 0.50000     (BOTH WALLS)
ITEM NO.  13<NEXP    >= 0.50000     (BOTH WALLS)
ITEM NO.  14<OCR     >=  1.0000     (BOTH WALLS)
ITEM NO.  16<MODEL   >=  1.0000     (BOTH WALLS)
ITEM NO.  17<EVC     >=  15000.     (BOTH WALLS)
ITEM NO.  18<EUR     >=  45000.     (BOTH WALLS)
ITEM NO.  27<U-PERM  >= 0.10000E-03 (BOTH WALLS)
ITEM NO.  52<D-NATURE>=  1.0000     (BOTH WALLS)
ITEM NO.  53<D-LEVEL >=  0.0000     (BOTH WALLS)
ITEM NO.  59<D-FRICT >=  32.010     WALL NO.        1
ITEM NO.  59<D-FRICT >=  38.000     WALL NO.        2
ITEM NO.  60<D-KA    >= 0.30700     WALL NO.        1
ITEM NO.  61<D-KP    >=  4.8470     WALL NO.        1
ITEM NO.  77<D-PERM  >= 0.10000E-03 (BOTH WALLS)

 NON ZERO LAYER DESCRIPTORS FOR LAYER NO.    2 FOR STEP NO.    4

ITEM NO.   1<NAME    >=  17.000     (BOTH WALLS)
ITEM NO.   2<NATURE  >=  1.0000     (BOTH WALLS)
ITEM NO.   3<LEVEL   >=  0.0000     (BOTH WALLS)
ITEM NO.   4<WALL    >=  1.0000     (BOTH WALLS)
ITEM NO.   5<GAMMAD  >=  16.000     (BOTH WALLS)
ITEM NO.   6<GAMMAB  >=  6.0000     (BOTH WALLS)
ITEM NO.   7<GAMMAW  >=  10.000     (BOTH WALLS)
ITEM NO.   9<U-FRICT >=  24.790     WALL NO.        1
ITEM NO.   9<U-FRICT >=  30.000     WALL NO.        2
ITEM NO.  10<U-KA    >= 0.40900     WALL NO.        1
ITEM NO.  11<U-KP    >=  3.9100     WALL NO.        1
ITEM NO.  12<K0-NC   >= 0.50000     (BOTH WALLS)
ITEM NO.  13<NEXP    >= 0.50000     (BOTH WALLS)
ITEM NO.  14<OCR     >=  1.0000     (BOTH WALLS)
ITEM NO.  16<MODEL   >=  1.0000     (BOTH WALLS)
ITEM NO.  17<EVC     >=  30000.     (BOTH WALLS)
ITEM NO.  18<EUR     >=  48000.     (BOTH WALLS)
ITEM NO.  27<U-PERM  >= 0.10000E-04 (BOTH WALLS)
ITEM NO.  52<D-NATURE>=  1.0000     (BOTH WALLS)
ITEM NO.  53<D-LEVEL >=  0.0000     (BOTH WALLS)
ITEM NO.  59<D-FRICT >=  24.790     WALL NO.        1
ITEM NO.  59<D-FRICT >=  30.000     WALL NO.        2
ITEM NO.  60<D-KA    >= 0.40900     WALL NO.        1
ITEM NO.  61<D-KP    >=  3.1850     WALL NO.        1
ITEM NO.  77<D-PERM  >= 0.10000E-04 (BOTH WALLS)

 NON ZERO LAYER DESCRIPTORS FOR LAYER NO.    3 FOR STEP NO.    4

ITEM NO.   1<NAME    >=  18.000     (BOTH WALLS)
ITEM NO.   2<NATURE  >=  1.0000     (BOTH WALLS)
ITEM NO.   3<LEVEL   >= -5.0000     (BOTH WALLS)
ITEM NO.   4<WALL    >=  1.0000     (BOTH WALLS)
ITEM NO.   5<GAMMAD  >=  16.000     (BOTH WALLS)
ITEM NO.   6<GAMMAB  >=  6.0000     (BOTH WALLS)
ITEM NO.   7<GAMMAW  >=  10.000     (BOTH WALLS)
ITEM NO.   8<U-COHE  >= 0.80000     WALL NO.        1
ITEM NO.   8<U-COHE  >=  1.0000     WALL NO.        2
ITEM NO.   9<U-FRICT >=  27.450     WALL NO.        1
ITEM NO.   9<U-FRICT >=  33.000     WALL NO.        2
ITEM NO.  10<U-KA    >= 0.36900     WALL NO.        1
ITEM NO.  11<U-KP    >=  4.6400     WALL NO.        1
ITEM NO.  12<K0-NC   >= 0.50000     (BOTH WALLS)
ITEM NO.  13<NEXP    >= 0.50000     (BOTH WALLS)
ITEM NO.  14<OCR     >=  1.0000     (BOTH WALLS)
ITEM NO.  16<MODEL   >=  1.0000     (BOTH WALLS)
ITEM NO.  17<EVC     >=  68000.     (BOTH WALLS)
ITEM NO.  18<EUR     >= 0.10880E+06 (BOTH WALLS)
ITEM NO.  27<U-PERM  >= 0.10000E-04 (BOTH WALLS)
ITEM NO.  52<D-NATURE>=  1.0000     (BOTH WALLS)
ITEM NO.  53<D-LEVEL >=  0.0000     (BOTH WALLS)
ITEM NO.  58<D-COHE  >= 0.80000     WALL NO.        1
ITEM NO.  58<D-COHE  >=  1.0000     WALL NO.        2
ITEM NO.  59<D-FRICT >=  27.450     WALL NO.        1
ITEM NO.  59<D-FRICT >=  33.000     WALL NO.        2
```

```
ITEM NO.  60<D-KA    >= 0.36900     WALL NO.        1
ITEM NO.  61<D-KP    >=  3.6950     WALL NO.        1
ITEM NO.  77<D-PERM  >= 0.10000E-04 (BOTH WALLS)

LAYER DESCRIPTORS FOR STEP NO.    5


 NON ZERO LAYER DESCRIPTORS FOR LAYER NO.    1 FOR STEP NO.    5

ITEM NO.   1<NAME    >=  16.000     (BOTH WALLS)
ITEM NO.   2<NATURE  >=  1.0000     (BOTH WALLS)
ITEM NO.   3<LEVEL   >=  3.0000     (BOTH WALLS)
ITEM NO.   4<WALL    >=  1.0000     (BOTH WALLS)
ITEM NO.   5<GAMMAD  >=  19.000     (BOTH WALLS)
ITEM NO.   6<GAMMAB  >=  10.000     (BOTH WALLS)
ITEM NO.   7<GAMMAW  >=  10.000     (BOTH WALLS)
ITEM NO.   9<U-FRICT >=  32.010     WALL NO.        1
ITEM NO.   9<U-FRICT >=  38.000     WALL NO.        2
ITEM NO.  10<U-KA    >= 0.30700     WALL NO.        1
ITEM NO.  11<U-KP    >=  4.8470     WALL NO.        1
ITEM NO.  12<K0-NC   >= 0.50000     (BOTH WALLS)
ITEM NO.  13<NEXP    >= 0.50000     (BOTH WALLS)
ITEM NO.  14<OCR     >=  1.0000     (BOTH WALLS)
ITEM NO.  16<MODEL   >=  1.0000     (BOTH WALLS)
ITEM NO.  17<EVC     >=  15000.     (BOTH WALLS)
ITEM NO.  18<EUR     >=  45000.     (BOTH WALLS)
ITEM NO.  27<U-PERM  >= 0.10000E-03 (BOTH WALLS)
ITEM NO.  52<D-NATURE>=  1.0000     (BOTH WALLS)
ITEM NO.  53<D-LEVEL >=  0.0000     (BOTH WALLS)
ITEM NO.  59<D-FRICT >=  32.010     WALL NO.        1
ITEM NO.  59<D-FRICT >=  38.000     WALL NO.        2
ITEM NO.  60<D-KA    >= 0.30700     WALL NO.        1
ITEM NO.  61<D-KP    >=  4.8470     WALL NO.        1
ITEM NO.  77<D-PERM  >= 0.10000E-03 (BOTH WALLS)

 NON ZERO LAYER DESCRIPTORS FOR LAYER NO.    2 FOR STEP NO.    5

ITEM NO.   1<NAME    >=  17.000     (BOTH WALLS)
ITEM NO.   2<NATURE  >=  1.0000     (BOTH WALLS)
ITEM NO.   3<LEVEL   >=  0.0000     (BOTH WALLS)
ITEM NO.   4<WALL    >=  1.0000     (BOTH WALLS)
ITEM NO.   5<GAMMAD  >=  16.000     (BOTH WALLS)
ITEM NO.   6<GAMMAB  >=  6.0000     (BOTH WALLS)
ITEM NO.   7<GAMMAW  >=  10.000     (BOTH WALLS)
ITEM NO.   9<U-FRICT >=  24.790     WALL NO.        1
ITEM NO.   9<U-FRICT >=  30.000     WALL NO.        2
ITEM NO.  10<U-KA    >= 0.40900     WALL NO.        1
ITEM NO.  11<U-KP    >=  3.9100     WALL NO.        1
ITEM NO.  12<K0-NC   >= 0.50000     (BOTH WALLS)
ITEM NO.  13<NEXP    >= 0.50000     (BOTH WALLS)
ITEM NO.  14<OCR     >=  1.0000     (BOTH WALLS)
ITEM NO.  16<MODEL   >=  1.0000     (BOTH WALLS)
ITEM NO.  17<EVC     >=  30000.     (BOTH WALLS)
ITEM NO.  18<EUR     >=  48000.     (BOTH WALLS)
ITEM NO.  27<U-PERM  >= 0.10000E-04 (BOTH WALLS)
ITEM NO.  52<D-NATURE>=  1.0000     (BOTH WALLS)
ITEM NO.  53<D-LEVEL >=  0.0000     (BOTH WALLS)
ITEM NO.  59<D-FRICT >=  24.790     WALL NO.        1
ITEM NO.  59<D-FRICT >=  30.000     WALL NO.        2
ITEM NO.  60<D-KA    >= 0.40900     WALL NO.        1
ITEM NO.  61<D-KP    >=  3.1850     WALL NO.        1
ITEM NO.  77<D-PERM  >= 0.10000E-04 (BOTH WALLS)

 NON ZERO LAYER DESCRIPTORS FOR LAYER NO.    3 FOR STEP NO.    5

ITEM NO.   1<NAME    >=  18.000     (BOTH WALLS)
ITEM NO.   2<NATURE  >=  1.0000     (BOTH WALLS)
ITEM NO.   3<LEVEL   >= -5.0000     (BOTH WALLS)
ITEM NO.   4<WALL    >=  1.0000     (BOTH WALLS)
ITEM NO.   5<GAMMAD  >=  16.000     (BOTH WALLS)
ITEM NO.   6<GAMMAB  >=  6.0000     (BOTH WALLS)
ITEM NO.   7<GAMMAW  >=  10.000     (BOTH WALLS)
ITEM NO.   8<U-COHE  >= 0.80000     WALL NO.        1
ITEM NO.   8<U-COHE  >=  1.0000     WALL NO.        2
```

```
ITEM NO.   9<U-FRICT >=  27.450     WALL NO.        1
ITEM NO.   9<U-FRICT >=  33.000     WALL NO.        2
ITEM NO.  10<U-KA    >= 0.36900     WALL NO.        1
ITEM NO.  11<U-KP    >=  4.6400     WALL NO.        1
ITEM NO.  12<K0-NC   >= 0.50000     (BOTH WALLS)
ITEM NO.  13<NEXP    >= 0.50000     (BOTH WALLS)
ITEM NO.  14<OCR     >=  1.0000     (BOTH WALLS)
ITEM NO.  16<MODEL   >=  1.0000     (BOTH WALLS)
ITEM NO.  17<EVC     >=  68000.     (BOTH WALLS)
ITEM NO.  18<EUR     >= 0.10880E+06 (BOTH WALLS)
ITEM NO.  27<U-PERM  >= 0.10000E-04 (BOTH WALLS)
ITEM NO.  52<D-NATURE>=  1.0000     (BOTH WALLS)
ITEM NO.  53<D-LEVEL >=  0.0000     (BOTH WALLS)
ITEM NO.  58<D-COHE  >= 0.80000     WALL NO.        1
ITEM NO.  58<D-COHE  >=  1.0000     WALL NO.        2
ITEM NO.  59<D-FRICT >=  27.450     WALL NO.        1
ITEM NO.  59<D-FRICT >=  33.000     WALL NO.        2
ITEM NO.  60<D-KA    >= 0.36900     WALL NO.        1
ITEM NO.  61<D-KP    >=  3.6950     WALL NO.        1
ITEM NO.  77<D-PERM  >= 0.10000E-04 (BOTH WALLS)

LAYER DESCRIPTORS FOR STEP NO.    6


 NON ZERO LAYER DESCRIPTORS FOR LAYER NO.    1 FOR STEP NO.    6

ITEM NO.   1<NAME    >=  16.000     (BOTH WALLS)
ITEM NO.   2<NATURE  >=  1.0000     (BOTH WALLS)
ITEM NO.   3<LEVEL   >=  3.0000     (BOTH WALLS)
ITEM NO.   4<WALL    >=  1.0000     (BOTH WALLS)
ITEM NO.   5<GAMMAD  >=  19.000     (BOTH WALLS)
ITEM NO.   6<GAMMAB  >=  10.000     (BOTH WALLS)
ITEM NO.   7<GAMMAW  >=  10.000     (BOTH WALLS)
ITEM NO.   9<U-FRICT >=  32.010     WALL NO.        1
ITEM NO.   9<U-FRICT >=  38.000     WALL NO.        2
ITEM NO.  10<U-KA    >= 0.30700     WALL NO.        1
ITEM NO.  11<U-KP    >=  4.8470     WALL NO.        1
ITEM NO.  12<K0-NC   >= 0.50000     (BOTH WALLS)
ITEM NO.  13<NEXP    >= 0.50000     (BOTH WALLS)
ITEM NO.  14<OCR     >=  1.0000     (BOTH WALLS)
ITEM NO.  16<MODEL   >=  1.0000     (BOTH WALLS)
ITEM NO.  17<EVC     >=  15000.     (BOTH WALLS)
ITEM NO.  18<EUR     >=  45000.     (BOTH WALLS)
ITEM NO.  27<U-PERM  >= 0.10000E-03 (BOTH WALLS)
ITEM NO.  52<D-NATURE>=  1.0000     (BOTH WALLS)
ITEM NO.  53<D-LEVEL >=  0.0000     (BOTH WALLS)
ITEM NO.  59<D-FRICT >=  32.010     WALL NO.        1
ITEM NO.  59<D-FRICT >=  38.000     WALL NO.        2
ITEM NO.  60<D-KA    >= 0.30700     WALL NO.        1
ITEM NO.  61<D-KP    >=  4.8470     WALL NO.        1
ITEM NO.  77<D-PERM  >= 0.10000E-03 (BOTH WALLS)

 NON ZERO LAYER DESCRIPTORS FOR LAYER NO.    2 FOR STEP NO.    6

ITEM NO.   1<NAME    >=  17.000     (BOTH WALLS)
ITEM NO.   2<NATURE  >=  1.0000     (BOTH WALLS)
ITEM NO.   3<LEVEL   >=  0.0000     (BOTH WALLS)
ITEM NO.   4<WALL    >=  1.0000     (BOTH WALLS)
ITEM NO.   5<GAMMAD  >=  16.000     (BOTH WALLS)
ITEM NO.   6<GAMMAB  >=  6.0000     (BOTH WALLS)
ITEM NO.   7<GAMMAW  >=  10.000     (BOTH WALLS)
ITEM NO.   9<U-FRICT >=  24.790     WALL NO.        1
ITEM NO.   9<U-FRICT >=  30.000     WALL NO.        2
ITEM NO.  10<U-KA    >= 0.40900     WALL NO.        1
ITEM NO.  11<U-KP    >=  3.9100     WALL NO.        1
ITEM NO.  12<K0-NC   >= 0.50000     (BOTH WALLS)
ITEM NO.  13<NEXP    >= 0.50000     (BOTH WALLS)
ITEM NO.  14<OCR     >=  1.0000     (BOTH WALLS)
ITEM NO.  16<MODEL   >=  1.0000     (BOTH WALLS)
ITEM NO.  17<EVC     >=  30000.     (BOTH WALLS)
ITEM NO.  18<EUR     >=  48000.     (BOTH WALLS)
ITEM NO.  27<U-PERM  >= 0.10000E-04 (BOTH WALLS)
ITEM NO.  52<D-NATURE>=  1.0000     (BOTH WALLS)
ITEM NO.  53<D-LEVEL >=  0.0000     (BOTH WALLS)
```

```
ITEM NO.  59<D-FRICT >=  24.790     WALL NO.        1
ITEM NO.  59<D-FRICT >=  30.000     WALL NO.        2
ITEM NO.  60<D-KA    >= 0.40900     WALL NO.        1
ITEM NO.  61<D-KP    >=  3.1850     WALL NO.        1
ITEM NO.  77<D-PERM  >= 0.10000E-04 (BOTH WALLS)

 NON ZERO LAYER DESCRIPTORS FOR LAYER NO.    3 FOR STEP NO.    6

ITEM NO.   1<NAME    >=  18.000     (BOTH WALLS)
ITEM NO.   2<NATURE  >=  1.0000     (BOTH WALLS)
ITEM NO.   3<LEVEL   >= -5.0000     (BOTH WALLS)
ITEM NO.   4<WALL    >=  1.0000     (BOTH WALLS)
ITEM NO.   5<GAMMAD  >=  16.000     (BOTH WALLS)
ITEM NO.   6<GAMMAB  >=  6.0000     (BOTH WALLS)
ITEM NO.   7<GAMMAW  >=  10.000     (BOTH WALLS)
ITEM NO.   8<U-COHE  >= 0.80000     WALL NO.        1
ITEM NO.   8<U-COHE  >=  1.0000     WALL NO.        2
ITEM NO.   9<U-FRICT >=  27.450     WALL NO.        1
ITEM NO.   9<U-FRICT >=  33.000     WALL NO.        2
ITEM NO.  10<U-KA    >= 0.36900     WALL NO.        1
ITEM NO.  11<U-KP    >=  4.6400     WALL NO.        1
ITEM NO.  12<K0-NC   >= 0.50000     (BOTH WALLS)
ITEM NO.  13<NEXP    >= 0.50000     (BOTH WALLS)
ITEM NO.  14<OCR     >=  1.0000     (BOTH WALLS)
ITEM NO.  16<MODEL   >=  1.0000     (BOTH WALLS)
ITEM NO.  17<EVC     >=  68000.     (BOTH WALLS)
ITEM NO.  18<EUR     >= 0.10880E+06 (BOTH WALLS)
ITEM NO.  27<U-PERM  >= 0.10000E-04 (BOTH WALLS)
ITEM NO.  52<D-NATURE>=  1.0000     (BOTH WALLS)
ITEM NO.  53<D-LEVEL >=  0.0000     (BOTH WALLS)
ITEM NO.  58<D-COHE  >= 0.80000     WALL NO.        1
ITEM NO.  58<D-COHE  >=  1.0000     WALL NO.        2
ITEM NO.  59<D-FRICT >=  27.450     WALL NO.        1
ITEM NO.  59<D-FRICT >=  33.000     WALL NO.        2
ITEM NO.  60<D-KA    >= 0.36900     WALL NO.        1
ITEM NO.  61<D-KP    >=  3.6950     WALL NO.        1
ITEM NO.  77<D-PERM  >= 0.10000E-04 (BOTH WALLS)


DEFAULT WATER UNIT WEIGHT =  10.000
AVERAGED ON    18 VALUES
```

```
+-----------------------------------------------------------------------------------------------------------------------+
|                   PARATIEPLUS(TM)   NLS ENGINE RELEASE  2018.0    FULL VERSION  *Build date:Nov 13, 2017*              |
|                                                                                                                       |
|                                    NewProject.BaseDesignSection_28.SISMICAGEO_1273                                    |
|                                  Exe Time : 4 September 2018 18:01:33                                                 |
+-----------------------------------------------------------------------------------------------------------------------+

PHASE DESCRIPTORS


STEP  NO.     1
                                        LEFT WALL    RIGHT WALL
Y                                        0.000       -0.9990E+30
Z-PC                                     0.000         0.000
Z-EXCAVATION                             0.000         0.000
Z-WATER_TABLE                           -18.00       -0.9990E+30
Q_AT_THE_FREE_FIELD_LEVEL                0.000         0.000
ZQ                                       0.000         0.000
DZW_OF_THE_WATER_TABLE                   0.000         0.000
QS_ON_THE_EXCAVATION_SIDE                0.000         0.000
ZQS                                    -0.9990E+30   -0.9990E+30
ZCUT                                     0.000         0.000
BALANCE LEVEL FOR PORE PRESSURES        -7.500        -7.500
WATER_BEHAVIOUR_FLAG (LINING OPT)        0.000         0.000
PORE_UPDATE_FLAG                         0.000         0.000
PORE_TAB. _FLAG (gt.0= use tabs)         0.000         0.000
lateral thrusts reduction elevatio       0.000         0.000
Downhill reduction factor for effe       0.000         0.000
Downhill reduction factor for pore       0.000         0.000
Uphill reduction factor for effect       0.000         0.000
Uphill reduction factor for pore p       0.000         0.000
SEISMIC HORIZONTAL ACCEL. Kh [g]         0.000         0.000
UPHILL VERTICAL ACCEL.  Kv_uh [g]        0.000         0.000
DOWNHILL VERTICAL ACCEL.Kv_dh [g]        0.000         0.000
UPHILL BETA ANGLE (SLOPE) [deg]          0.000         0.000
UPHILL DELTA/PHI RATIO                   0.000         0.000
DOWNHILL BETA ANGLE (SLOPE) [deg]        0.000         0.000
DOWNHILL DELTA/PHI RATIO                 0.000         0.000
DYN.WATER BEHAVIOUR                      0.000         0.000
Excess pore pressure RATIO Ru            0.000         0.000
SEISMIC PRESSURE LOWER VALUE             0.000         0.000
SEISMIC PRESSURE UPPER VALUE             0.000         0.000
SEISMIC PRESSURE LOWER LEVEL             0.000         0.000
SEISMIC PRESSURE UPPER LEVEL             0.000         0.000

=========================================================================================================end of step    1


STEP  NO.     2
                                        LEFT WALL    RIGHT WALL
Y                                        0.000       -0.9990E+30
Z-PC                                     0.000         0.000
Z-EXCAVATION                            -1.000         0.000
Z-WATER_TABLE                           -18.00       -0.9990E+30
Q_AT_THE_FREE_FIELD_LEVEL                0.000         0.000
ZQ                                       0.000         0.000
DZW_OF_THE_WATER_TABLE                   0.000         0.000
QS_ON_THE_EXCAVATION_SIDE                0.000         0.000
ZQS                                    -0.9990E+30   -0.9990E+30
ZCUT                                     0.000         0.000
BALANCE LEVEL FOR PORE PRESSURES        -7.500        -7.500
WATER_BEHAVIOUR_FLAG (LINING OPT)        0.000         0.000
PORE_UPDATE_FLAG                         0.000         0.000
PORE_TAB. _FLAG (gt.0= use tabs)         0.000         0.000
lateral thrusts reduction elevatio       0.000         0.000
Downhill reduction factor for effe       0.000         0.000
Downhill reduction factor for pore       0.000         0.000
Uphill reduction factor for effect       0.000         0.000
Uphill reduction factor for pore p       0.000         0.000
SEISMIC HORIZONTAL ACCEL. Kh [g]         0.000         0.000
UPHILL VERTICAL ACCEL.  Kv_uh [g]        0.000         0.000
```

DOWNHILL VERTICAL ACCEL.Kv_dh [g]	0.000	0.000
UPHILL BETA ANGLE (SLOPE) [deg]	0.000	0.000
UPHILL DELTA/PHI RATIO	0.000	0.000
DOWNHILL BETA ANGLE (SLOPE) [deg]	0.000	0.000
DOWNHILL DELTA/PHI RATIO	0.000	0.000
DYN.WATER BEHAVIOUR	0.000	0.000
Excess pore pressure RATIO Ru	0.000	0.000
SEISMIC PRESSURE LOWER VALUE	0.000	0.000
SEISMIC PRESSURE UPPER VALUE	0.000	0.000
SEISMIC PRESSURE LOWER LEVEL	0.000	0.000
SEISMIC PRESSURE UPPER LEVEL	0.000	0.000

==========end of step 2

STEP NO. 3

	LEFT WALL	RIGHT WALL
Y	0.000	-0.9990E+30
Z-PC	0.000	0.000
Z-EXCAVATION	-1.000	0.000
Z-WATER_TABLE	-18.00	-0.9990E+30
Q_AT_THE_FREE_FIELD_LEVEL	0.000	0.000
ZQ	0.000	0.000
DZW_OF_THE_WATER_TABLE	0.000	0.000
QS_ON_THE_EXCAVATION_SIDE	0.000	0.000
ZQS	-0.9990E+30	-0.9990E+30
ZCUT	0.000	0.000
BALANCE LEVEL FOR PORE PRESSURES	-7.500	-7.500
WATER_BEHAVIOUR_FLAG (LINING OPT)	0.000	0.000
PORE_UPDATE_FLAG	0.000	0.000
PORE_TAB. _FLAG (gt.0= use tabs)	0.000	0.000
lateral thrusts reduction elevatio	0.000	0.000
Downhill reduction factor for effe	0.000	0.000
Downhill reduction factor for pore	0.000	0.000
Uphill reduction factor for effect	0.000	0.000
Uphill reduction factor for pore p	0.000	0.000
SEISMIC HORIZONTAL ACCEL. Kh [g]	0.000	0.000
UPHILL VERTICAL ACCEL. Kv_uh [g]	0.000	0.000
DOWNHILL VERTICAL ACCEL.Kv_dh [g]	0.000	0.000
UPHILL BETA ANGLE (SLOPE) [deg]	0.000	0.000
UPHILL DELTA/PHI RATIO	0.000	0.000
DOWNHILL BETA ANGLE (SLOPE) [deg]	0.000	0.000
DOWNHILL DELTA/PHI RATIO	0.000	0.000
DYN.WATER BEHAVIOUR	0.000	0.000
Excess pore pressure RATIO Ru	0.000	0.000
SEISMIC PRESSURE LOWER VALUE	0.000	0.000
SEISMIC PRESSURE UPPER VALUE	0.000	0.000
SEISMIC PRESSURE LOWER LEVEL	0.000	0.000
SEISMIC PRESSURE UPPER LEVEL	0.000	0.000

==========end of step 3

STEP NO. 4

	LEFT WALL	RIGHT WALL
Y	0.000	-0.9990E+30
Z-PC	0.000	0.000
Z-EXCAVATION	-4.600	0.000
Z-WATER_TABLE	-18.00	-0.9990E+30
Q_AT_THE_FREE_FIELD_LEVEL	0.000	0.000
ZQ	0.000	0.000
DZW_OF_THE_WATER_TABLE	0.000	0.000
QS_ON_THE_EXCAVATION_SIDE	0.000	0.000
ZQS	-0.9990E+30	-0.9990E+30
ZCUT	0.000	0.000
BALANCE LEVEL FOR PORE PRESSURES	-7.500	-7.500
WATER_BEHAVIOUR_FLAG (LINING OPT)	0.000	0.000
PORE_UPDATE_FLAG	0.000	0.000
PORE_TAB. _FLAG (gt.0= use tabs)	0.000	0.000
lateral thrusts reduction elevatio	0.000	0.000
Downhill reduction factor for effe	0.000	0.000
Downhill reduction factor for pore	0.000	0.000
Uphill reduction factor for effect	0.000	0.000
Uphill reduction factor for pore p	0.000	0.000

SEISMIC HORIZONTAL ACCEL. Kh [g]	0.000	0.000
UPHILL VERTICAL ACCEL. Kv_uh [g]	0.000	0.000
DOWNHILL VERTICAL ACCEL.Kv_dh [g]	0.000	0.000
UPHILL BETA ANGLE (SLOPE) [deg]	0.000	0.000
UPHILL DELTA/PHI RATIO	0.000	0.000
DOWNHILL BETA ANGLE (SLOPE) [deg]	0.000	0.000
DOWNHILL DELTA/PHI RATIO	0.000	0.000
DYN.WATER BEHAVIOUR	0.000	0.000
Excess pore pressure RATIO Ru	0.000	0.000
SEISMIC PRESSURE LOWER VALUE	0.000	0.000
SEISMIC PRESSURE UPPER VALUE	0.000	0.000
SEISMIC PRESSURE LOWER LEVEL	0.000	0.000
SEISMIC PRESSURE UPPER LEVEL	0.000	0.000

==========end of step 4

STEP NO. 5

	LEFT WALL	RIGHT WALL
Y	0.000	-0.9990E+30
Z-PC	0.000	0.000
Z-EXCAVATION	-4.100	0.000
Z-WATER_TABLE	-18.00	-0.9990E+30
Q_AT_THE_FREE_FIELD_LEVEL	0.000	0.000
ZQ	0.000	0.000
DZW_OF_THE_WATER_TABLE	0.000	0.000
QS_ON_THE_EXCAVATION_SIDE	0.000	0.000
ZQS	-0.9990E+30	-0.9990E+30
ZCUT	0.000	0.000
BALANCE LEVEL FOR PORE PRESSURES	-7.500	-7.500
WATER_BEHAVIOUR_FLAG (LINING OPT)	0.000	0.000
PORE_UPDATE_FLAG	0.000	0.000
PORE_TAB. _FLAG (gt.0= use tabs)	0.000	0.000
lateral thrusts reduction elevatio	0.000	0.000
Downhill reduction factor for effe	0.000	0.000
Downhill reduction factor for pore	0.000	0.000
Uphill reduction factor for effect	0.000	0.000
Uphill reduction factor for pore p	0.000	0.000
SEISMIC HORIZONTAL ACCEL. Kh [g]	0.000	0.000
UPHILL VERTICAL ACCEL. Kv_uh [g]	0.000	0.000
DOWNHILL VERTICAL ACCEL.Kv_dh [g]	0.000	0.000
UPHILL BETA ANGLE (SLOPE) [deg]	0.000	0.000
UPHILL DELTA/PHI RATIO	0.000	0.000
DOWNHILL BETA ANGLE (SLOPE) [deg]	0.000	0.000
DOWNHILL DELTA/PHI RATIO	0.000	0.000
DYN.WATER BEHAVIOUR	0.000	0.000
Excess pore pressure RATIO Ru	0.000	0.000
SEISMIC PRESSURE LOWER VALUE	0.000	0.000
SEISMIC PRESSURE UPPER VALUE	0.000	0.000
SEISMIC PRESSURE LOWER LEVEL	0.000	0.000
SEISMIC PRESSURE UPPER LEVEL	0.000	0.000

==========end of step 5

STEP NO. 6

	LEFT WALL	RIGHT WALL
Y	0.000	-0.9990E+30
Z-PC	0.000	0.000
Z-EXCAVATION	-4.100	0.000
Z-WATER_TABLE	-18.00	-0.9990E+30
Q_AT_THE_FREE_FIELD_LEVEL	0.000	0.000
ZQ	0.000	0.000
DZW_OF_THE_WATER_TABLE	0.000	0.000
QS_ON_THE_EXCAVATION_SIDE	0.000	0.000
ZQS	-0.9990E+30	-0.9990E+30
ZCUT	0.000	0.000
BALANCE LEVEL FOR PORE PRESSURES	-7.500	-7.500
WATER_BEHAVIOUR_FLAG (LINING OPT)	0.000	0.000
PORE_UPDATE_FLAG	0.000	0.000
PORE_TAB. _FLAG (gt.0= use tabs)	0.000	0.000
lateral thrusts reduction elevatio	0.000	0.000
Downhill reduction factor for effe	0.000	0.000
Downhill reduction factor for pore	0.000	0.000

```
Uphill reduction factor for effect      0.000         0.000
Uphill reduction factor for pore p      0.000         0.000
SEISMIC HORIZONTAL ACCEL. Kh [g]        0.000         0.000
UPHILL VERTICAL ACCEL.  Kv_uh [g]       0.000         0.000
DOWNHILL VERTICAL ACCEL.Kv_dh [g]       0.000         0.000
UPHILL BETA ANGLE (SLOPE) [deg]         0.000         0.000
UPHILL DELTA/PHI RATIO                  0.000         0.000
DOWNHILL BETA ANGLE (SLOPE) [deg]       0.000         0.000
DOWNHILL DELTA/PHI RATIO                0.000         0.000
DYN.WATER BEHAVIOUR                     0.000         0.000
Excess pore pressure RATIO Ru           0.000         0.000
SEISMIC PRESSURE LOWER VALUE            0.000         0.000
SEISMIC PRESSURE UPPER VALUE            0.000         0.000
SEISMIC PRESSURE LOWER LEVEL            0.000         0.000
SEISMIC PRESSURE UPPER LEVEL            0.000         0.000

================================================================================================================end of step    6


 LEFT-HAND WALL

 LOWER  LEVEL          -7.50000
 UPPER  LEVEL           0.00000

 RIGHT-HAND WALL

 LOWER  LEVEL          -7.50000
 UPPER  LEVEL           0.00000
```

```
+-------------------------------------------------------------------------------------------------------------------------+
|                  PARATIEPLUS(TM)   NLS ENGINE RELEASE  2018.0    FULL VERSION  *Build date:Nov 13, 2017*              |
|                                                                                                                         |
|                                    NewProject.BaseDesignSection_28.SISMICAGEO_1273                                      |
|                                   Exe Time : 4 September 2018 18:01:33                                                  |
+-------------------------------------------------------------------------------------------------------------------------+
 I N I T I A L   S T R E S S   T A B L E S

            S E C T I O N

 NUMBER OF DEFINED TABLES             2


INPUT DATA FOR INITIAL STRESS SET NO.    1
PERTAINING SOIL ELEMENTS AT Y-COORD    0.0000

ACTIVATION TIME                              5.0000
END TIME (TIME BEYOND WHICH IT IS REMOVED)   6.0000

TYPE BOUSSINESQ

 HORIZONTAL DISTANCE (DY)           1.00000000000000
 FOUNDATION WIDTH    (B)            4.00000000000000
 ZETA-F.....                   0.000000000000000E+000
 Q-F .....                      20.0000000000000
 BETA .....                     45.0000000000000
 BEHAVIOUR (0=FREE, 1=REFLECTING)  0.000000000000000E+000


INPUT DATA FOR INITIAL STRESS SET NO.    2
PERTAINING SOIL ELEMENTS AT Y-COORD    0.0000

ACTIVATION TIME                              1.0000
END TIME (TIME BEYOND WHICH IT IS REMOVED)   6.0000

TYPE BOUSSINESQ

 HORIZONTAL DISTANCE (DY)           11.5000000000000
 FOUNDATION WIDTH    (B)            18.5000000000000
 ZETA-F.....                    2.70000000000000
 Q-F .....                      20.0000000000000
 BETA .....                     45.0000000000000
 BEHAVIOUR (0=FREE, 1=REFLECTING)  0.000000000000000E+000


 ELEMENT GROUPS BACKUP AREA CAN STAY IN CORE AT
 POSITION        4935

 NO. OF D.P.W  FOR THIS AREA       4680
 MAX NO. OF D.P.W. AVAILABLE      81920
 ** MAX NO OF ITERATIONS SET TO          40

ITER     0 RNORM = 0.000     RMNORM= 0.000
           RINORM= 4132.     RIMNOR= 0.000
           RENORM= 0.000     REMNOR= 0.000     RATIO = 0.000     TOLER =0.1000E-03      CONVERGED !
           RFMAX = 12.27     RMMAX = 0.000
           RTSMAL=0.1000E-03 RMSMAL= 0.000
           RDT   = 4132.     RDR   = 0.000
           RATIOT= 0.000     RATIOR= 0.000
           MAX UN= 0.000     IEQ=    78 NODE     39 DOF   2   X-ROT. F
           MIN UN= 0.000     IEQ=     1 NODE      1 DOF   1  Y-DISPL.F
           NO. OF CONTACT CONSTRAINT VIOLATIONS     0


ITER     1 RNORM = 0.000     RMNORM= 0.000
           RINORM= 4132.     RIMNOR= 0.000
           RENORM= 0.000     REMNOR= 0.000     RATIO = 0.000     TOLER =0.1000E-03      CONVERGED !
           RFMAX = 12.27     RMMAX = 0.000
           RTSMAL=0.1000E-03 RMSMAL= 0.000
           RDT   = 4132.     RDR   = 0.000
           RATIOT= 0.000     RATIOR= 0.000
```

```
  MAX UN= 0.000     IEQ=    78 NODE     39 DOF   2   X-ROT. F
  MIN UN= 0.000     IEQ=     1 NODE      1 DOF   1  Y-DISPL.F
  NO. OF CONTACT CONSTRAINT VIOLATIONS     0


ITER      2 RNORM = 0.000     RMNORM= 0.000
  RINORM= 4132.     RIMNOR= 0.000
  RENORM= 0.000     REMNOR= 0.000     RATIO = 0.000     TOLER =0.1000E-03      CONVERGED !
  RFMAX = 12.27     RMMAX = 0.000
  RTSMAL=0.1000E-03 RMSMAL= 0.000
  RDT   = 4132.     RDR   = 0.000
  RATIOT= 0.000     RATIOR= 0.000
  MAX UN= 0.000     IEQ=    78 NODE     39 DOF   2   X-ROT. F
  MIN UN= 0.000     IEQ=     1 NODE      1 DOF   1  Y-DISPL.F
  NO. OF CONTACT CONSTRAINT VIOLATIONS     0
```

```
+-------------------------------------------------------------------------------------------------------------------------------+
|                   PARATIEPLUS(TM)   NLS ENGINE RELEASE  2018.0    FULL VERSION  *Build date:Nov 13, 2017*                    |
|                                                                                                                               |
|                                    NewProject.BaseDesignSection_28.SISMICAGEO_1273                                            |
|                                   Exe Time : 4 September 2018 18:01:33                                                        |
+-------------------------------------------------------------------------------------------------------------------------------+
New Project
SOLUTION REACHED USING     2 ITERATIONS ON   40

P R I N T   O U T   F O R   T I M E   S T E P    1     ( AT TIME   1.000     )

PRINT OUT OF ACTIVE COMPONENTS (FIXED NODES ARE NOT PRINTED OUT)

          Y-DISPL.F        X-ROT. F
           (02)             (04)            (


ALL NODAL POINTS HAVE ZERO DISPLACEMENT COMPONENTS
```

```
+-------------------------------------------------------------------------------------------------------------------------------+
|                  PARATIEPLUS(TM)   NLS ENGINE RELEASE  2018.0    FULL VERSION  *Build date:Nov 13, 2017*                    |
|                                                                                                                               |
|                                    NewProject.BaseDesignSection_28.SISMICAGEO_1273                                            |
|                                   Exe Time : 4 September 2018 18:01:33                                                        |
+-------------------------------------------------------------------------------------------------------------------------------+
New Project


S T R E S S   R E S U L T S   F O R   G R O U P   N O.   1

0_L                                                              :
ELEMENT TYPE    5 NO.OF ELEMENTS. IN THIS GROUP   39
C U R R E N T   T I M E   I S      1.0000

 HARDENING 2D SOIL ELEMENT

 ****** TOTAL STRESS FORMULATION *****

  EL *   FORCE     DISPL-Y  VERTICAL-P  HORIZON.-P     MAX-V-P     MAX-H-P           STATE   STIFFNESS Z-LEVEL      PORE
E FACTOR    UFACTOR        Peq           Su_a         Su_p     LAYER
 ------------------------------------------------------------------------------------------------------------------------------
-------------------------------------------------------------------------------------------
   1 D  0.1745       0.000      4.8433E-02   1.745      4.8433E-02   1.745            V-C  4.6901E+04   0.000       0.000
1.000       1.000       1.745       0.000       0.000     DI1_164_167_L_0
   2 D  0.6918       0.000       3.259       3.459       3.259       3.459           V-C  4.6901E+04 -0.2000       0.000
1.000       1.000       3.459       0.000       0.000     DI1_164_167_L_0
   3 D   1.034       0.000       6.472       5.170       6.472       5.170           V-C  4.6901E+04 -0.4000       0.000
1.000       1.000       5.170       0.000       0.000     DI1_164_167_L_0
   4 D   1.375       0.000       9.686       6.877       9.686       6.877           V-C  4.6901E+04 -0.6000       0.000
1.000       1.000       6.877       0.000       0.000     DI1_164_167_L_0
   5 D   1.716       0.000       12.90       8.582       12.90       8.582           V-C  4.6901E+04 -0.8000       0.000
1.000       1.000       8.582       0.000       0.000     DI1_164_167_L_0
   6 D   2.057       0.000       16.12       10.28       16.12       10.28           V-C  4.6901E+04  -1.000       0.000
1.000       1.000       10.28       0.000       0.000     DI1_164_167_L_0
   7 D   2.396       0.000       19.34       11.98       19.34       11.98           V-C  4.6901E+04  -1.200       0.000
1.000       1.000       11.98       0.000       0.000     DI1_164_167_L_0
   8 D   2.735       0.000       22.56       13.68       22.56       13.68           V-C  4.6901E+04  -1.400       0.000
1.000       1.000       13.68       0.000       0.000     DI1_164_167_L_0
   9 D   3.073       0.000       25.78       15.37       25.78       15.37           V-C  4.6901E+04  -1.600       0.000
1.000       1.000       15.37       0.000       0.000     DI1_164_167_L_0
  10 D   3.411       0.000       29.00       17.05       29.00       17.05           V-C  4.6901E+04  -1.800       0.000
1.000       1.000       17.05       0.000       0.000     DI1_164_167_L_0
  11 D   3.747       0.000       32.22       18.74       32.22       18.74           V-C  4.6901E+04  -2.000       0.000
1.000       1.000       18.74       0.000       0.000     DI1_164_167_L_0
  12 D   4.083       0.000       35.45       20.42       35.45       20.42           V-C  4.6901E+04  -2.200       0.000
1.000       1.000       20.42       0.000       0.000     DI1_164_167_L_0
  13 D   4.419       0.000       38.68       22.09       38.68       22.09           V-C  4.6901E+04  -2.400       0.000
1.000       1.000       22.09       0.000       0.000     DI1_164_167_L_0
  14 D   4.753       0.000       41.91       23.77       41.91       23.77           V-C  4.6901E+04  -2.600       0.000
1.000       1.000       23.77       0.000       0.000     DI1_164_167_L_0
  15 D   5.087       0.000       45.14       25.43       45.14       25.43           V-C  4.6901E+04  -2.800       0.000
1.000       1.000       25.43       0.000       0.000     DI1_164_167_L_0
  16 D   5.420       0.000       48.37       27.10       48.37       27.10           V-C  4.6901E+04  -3.000       0.000
1.000       1.000       27.10       0.000       0.000     DI1_164_167_L_0
  17 D   5.752       0.000       51.60       28.76       51.60       28.76           V-C  4.6901E+04  -3.200       0.000
1.000       1.000       28.76       0.000       0.000     DI1_164_167_L_0
  18 D   6.084       0.000       54.84       30.42       54.84       30.42           V-C  4.6901E+04  -3.400       0.000
1.000       1.000       30.42       0.000       0.000     DI1_164_167_L_0
  19 D   6.415       0.000       58.07       32.07       58.07       32.07           V-C  4.6901E+04  -3.600       0.000
1.000       1.000       32.07       0.000       0.000     DI1_164_167_L_0
  20 D   6.745       0.000       61.31       33.73       61.31       33.73           V-C  4.6901E+04  -3.800       0.000
1.000       1.000       33.73       0.000       0.000     DI1_164_167_L_0
  21 D   7.075       0.000       64.54       35.37       64.54       35.37           V-C  4.6901E+04  -4.000       0.000
1.000       1.000       35.37       0.000       0.000     DI1_164_167_L_0
  22 D   7.404       0.000       67.78       37.02       67.78       37.02           V-C  4.6901E+04  -4.200       0.000
1.000       1.000       37.02       0.000       0.000     DI1_164_167_L_0
  23 D   7.732       0.000       71.02       38.66       71.02       38.66           V-C  4.6901E+04  -4.400       0.000
1.000       1.000       38.66       0.000       0.000     DI1_164_167_L_0
  24 D   8.060       0.000       74.26       40.30       74.26       40.30           V-C  4.6901E+04  -4.600       0.000
1.000       1.000       40.30       0.000       0.000     DI1_164_167_L_0
```

```
  25 D   8.387       0.000       77.50       41.93       77.50       41.93          V-C  4.6901E+04  -4.800       0.000
1.000       1.000       41.93       0.000       0.000     DI1_164_167_L_0
  26 D   8.713       0.000       80.75       43.57       80.75       43.57          V-C  1.1195E+05  -5.000       0.000
1.000       1.000       43.57       0.000       0.000     DI2_165_168_L_0
  27 D   9.039       0.000       83.99       45.20       83.99       45.20          V-C  1.1195E+05  -5.200       0.000
1.000       1.000       45.20       0.000       0.000     DI2_165_168_L_0
  28 D   9.365       0.000       87.23       46.82       87.23       46.82          V-C  1.1195E+05  -5.400       0.000
1.000       1.000       46.82       0.000       0.000     DI2_165_168_L_0
  29 D   9.689       0.000       90.48       48.45       90.48       48.45          V-C  1.1195E+05  -5.600       0.000
1.000       1.000       48.45       0.000       0.000     DI2_165_168_L_0
  30 D   10.01       0.000       93.72       50.07       93.72       50.07          V-C  1.1195E+05  -5.800       0.000
1.000       1.000       50.07       0.000       0.000     DI2_165_168_L_0
  31 D   10.34       0.000       96.97       51.69       96.97       51.69          V-C  1.1195E+05  -6.000       0.000
1.000       1.000       51.69       0.000       0.000     DI2_165_168_L_0
  32 D   10.66       0.000       100.2       53.30       100.2       53.30          V-C  1.1195E+05  -6.200       0.000
1.000       1.000       53.30       0.000       0.000     DI2_165_168_L_0
  33 D   10.98       0.000       103.5       54.92       103.5       54.92          V-C  1.1195E+05  -6.400       0.000
1.000       1.000       54.92       0.000       0.000     DI2_165_168_L_0
  34 D   11.31       0.000       106.7       56.53       106.7       56.53          V-C  1.1195E+05  -6.600       0.000
1.000       1.000       56.53       0.000       0.000     DI2_165_168_L_0
  35 D   11.63       0.000       109.9       58.14       109.9       58.14          V-C  1.1195E+05  -6.800       0.000
1.000       1.000       58.14       0.000       0.000     DI2_165_168_L_0
  36 D   11.95       0.000       113.2       59.74       113.2       59.74          V-C  1.1195E+05  -7.000       0.000
1.000       1.000       59.74       0.000       0.000     DI2_165_168_L_0
  37 D   12.27       0.000       116.4       61.35       116.4       61.35          V-C  1.1195E+05  -7.200       0.000
1.000       1.000       61.35       0.000       0.000     DI2_165_168_L_0
  38 D   9.443       0.000       119.7       62.95       119.7       62.95          V-C  1.1195E+05  -7.400       0.000
1.000       1.000       62.95       0.000       0.000     DI2_165_168_L_0
  39 D   3.188       0.000       121.3       63.75       121.3       63.75          V-C  1.1195E+05  -7.500       0.000
1.000       1.000       63.75       0.000       0.000     DI2_165_168_L_0
```

```
+-------------------------------------------------------------------------------------------------------------------------------+
|                  PARATIEPLUS(TM)   NLS ENGINE RELEASE  2018.0    FULL VERSION  *Build date:Nov 13, 2017*                    |
|                                                                                                                               |
|                                    NewProject.BaseDesignSection_28.SISMICAGEO_1273                                            |
|                                   Exe Time : 4 September 2018 18:01:33                                                        |
+-------------------------------------------------------------------------------------------------------------------------------+
New Project


S T R E S S   R E S U L T S   F O R   G R O U P   N O.   2

0_R                                                          :
ELEMENT TYPE    5 NO.OF ELEMENTS. IN THIS GROUP   39
C U R R E N T   T I M E   I S      1.0000

 HARDENING 2D SOIL ELEMENT

 ****** TOTAL STRESS FORMULATION *****

  EL *   FORCE     DISPL-Y  VERTICAL-P  HORIZON.-P     MAX-V-P     MAX-H-P           STATE   STIFFNESS Z-LEVEL      PORE
E FACTOR    UFACTOR       Peq           Su_a         Su_p     LAYER
 ------------------------------------------------------------------------------------------------------------------------------
-------------------------------------------------------------------------------------------
   1 D  0.1745       0.000       0.000       1.745       0.000       1.745             V-C  3.8379E+04   0.000       0.000
1.000       1.000       1.745       0.000       0.000     DI1_164_167_L_0
   2 D  0.6918       0.000       3.200       3.459       3.200       3.459             V-C  3.8379E+04 -0.2000       0.000
1.000       1.000       3.459       0.000       0.000     DI1_164_167_L_0
   3 D   1.034       0.000       6.400       5.170       6.400       5.170             V-C  3.8379E+04 -0.4000       0.000
1.000       1.000       5.170       0.000       0.000     DI1_164_167_L_0
   4 D   1.375       0.000       9.600       6.877       9.600       6.877             V-C  3.8379E+04 -0.6000       0.000
1.000       1.000       6.877       0.000       0.000     DI1_164_167_L_0
   5 D   1.716       0.000       12.80       8.582       12.80       8.582             V-C  3.8379E+04 -0.8000       0.000
1.000       1.000       8.582       0.000       0.000     DI1_164_167_L_0
   6 D   2.057       0.000       16.00       10.28       16.00       10.28             V-C  3.8379E+04  -1.000       0.000
1.000       1.000       10.28       0.000       0.000     DI1_164_167_L_0
   7 D   2.396       0.000       19.20       11.98       19.20       11.98             V-C  3.8379E+04  -1.200       0.000
1.000       1.000       11.98       0.000       0.000     DI1_164_167_L_0
   8 D   2.735       0.000       22.40       13.68       22.40       13.68             V-C  3.8379E+04  -1.400       0.000
1.000       1.000       13.68       0.000       0.000     DI1_164_167_L_0
   9 D   3.073       0.000       25.60       15.37       25.60       15.37             V-C  3.8379E+04  -1.600       0.000
1.000       1.000       15.37       0.000       0.000     DI1_164_167_L_0
  10 D   3.411       0.000       28.80       17.05       28.80       17.05             V-C  3.8379E+04  -1.800       0.000
1.000       1.000       17.05       0.000       0.000     DI1_164_167_L_0
  11 D   3.747       0.000       32.00       18.74       32.00       18.74             V-C  3.8379E+04  -2.000       0.000
1.000       1.000       18.74       0.000       0.000     DI1_164_167_L_0
  12 D   4.083       0.000       35.20       20.42       35.20       20.42             V-C  3.8379E+04  -2.200       0.000
1.000       1.000       20.42       0.000       0.000     DI1_164_167_L_0
  13 D   4.419       0.000       38.40       22.09       38.40       22.09             V-C  3.8379E+04  -2.400       0.000
1.000       1.000       22.09       0.000       0.000     DI1_164_167_L_0
  14 D   4.753       0.000       41.60       23.77       41.60       23.77             V-C  3.8379E+04  -2.600       0.000
1.000       1.000       23.77       0.000       0.000     DI1_164_167_L_0
  15 D   5.087       0.000       44.80       25.43       44.80       25.43             V-C  3.8379E+04  -2.800       0.000
1.000       1.000       25.43       0.000       0.000     DI1_164_167_L_0
  16 D   5.420       0.000       48.00       27.10       48.00       27.10             V-C  3.8379E+04  -3.000       0.000
1.000       1.000       27.10       0.000       0.000     DI1_164_167_L_0
  17 D   5.752       0.000       51.20       28.76       51.20       28.76             V-C  3.8379E+04  -3.200       0.000
1.000       1.000       28.76       0.000       0.000     DI1_164_167_L_0
  18 D   6.084       0.000       54.40       30.42       54.40       30.42             V-C  3.8379E+04  -3.400       0.000
1.000       1.000       30.42       0.000       0.000     DI1_164_167_L_0
  19 D   6.415       0.000       57.60       32.07       57.60       32.07             V-C  3.8379E+04  -3.600       0.000
1.000       1.000       32.07       0.000       0.000     DI1_164_167_L_0
  20 D   6.745       0.000       60.80       33.73       60.80       33.73             V-C  3.8379E+04  -3.800       0.000
1.000       1.000       33.73       0.000       0.000     DI1_164_167_L_0
  21 D   7.075       0.000       64.00       35.37       64.00       35.37             V-C  3.8379E+04  -4.000       0.000
1.000       1.000       35.37       0.000       0.000     DI1_164_167_L_0
  22 D   7.404       0.000       67.20       37.02       67.20       37.02             V-C  3.8379E+04  -4.200       0.000
1.000       1.000       37.02       0.000       0.000     DI1_164_167_L_0
  23 D   7.732       0.000       70.40       38.66       70.40       38.66             V-C  3.8379E+04  -4.400       0.000
1.000       1.000       38.66       0.000       0.000     DI1_164_167_L_0
  24 D   8.060       0.000       73.60       40.30       73.60       40.30             V-C  3.8379E+04  -4.600       0.000
1.000       1.000       40.30       0.000       0.000     DI1_164_167_L_0
```

```
  25 D   8.387       0.000       76.80       41.93       76.80       41.93          V-C  3.8379E+04  -4.800       0.000
1.000       1.000       41.93       0.000       0.000     DI1_164_167_L_0
  26 D   8.713       0.000       80.00       43.57       80.00       43.57          V-C  8.2608E+04  -5.000       0.000
1.000       1.000       43.57       0.000       0.000     DI2_165_168_L_0
  27 D   9.039       0.000       83.20       45.20       83.20       45.20          V-C  8.2608E+04  -5.200       0.000
1.000       1.000       45.20       0.000       0.000     DI2_165_168_L_0
  28 D   9.365       0.000       86.40       46.82       86.40       46.82          V-C  8.2608E+04  -5.400       0.000
1.000       1.000       46.82       0.000       0.000     DI2_165_168_L_0
  29 D   9.689       0.000       89.60       48.45       89.60       48.45          V-C  8.2608E+04  -5.600       0.000
1.000       1.000       48.45       0.000       0.000     DI2_165_168_L_0
  30 D   10.01       0.000       92.80       50.07       92.80       50.07          V-C  8.2608E+04  -5.800       0.000
1.000       1.000       50.07       0.000       0.000     DI2_165_168_L_0
  31 D   10.34       0.000       96.00       51.69       96.00       51.69          V-C  8.2608E+04  -6.000       0.000
1.000       1.000       51.69       0.000       0.000     DI2_165_168_L_0
  32 D   10.66       0.000       99.20       53.30       99.20       53.30          V-C  8.2608E+04  -6.200       0.000
1.000       1.000       53.30       0.000       0.000     DI2_165_168_L_0
  33 D   10.98       0.000       102.4       54.92       102.4       54.92          V-C  8.2608E+04  -6.400       0.000
1.000       1.000       54.92       0.000       0.000     DI2_165_168_L_0
  34 D   11.31       0.000       105.6       56.53       105.6       56.53          V-C  8.2608E+04  -6.600       0.000
1.000       1.000       56.53       0.000       0.000     DI2_165_168_L_0
  35 D   11.63       0.000       108.8       58.14       108.8       58.14          V-C  8.2608E+04  -6.800       0.000
1.000       1.000       58.14       0.000       0.000     DI2_165_168_L_0
  36 D   11.95       0.000       112.0       59.74       112.0       59.74          V-C  8.2608E+04  -7.000       0.000
1.000       1.000       59.74       0.000       0.000     DI2_165_168_L_0
  37 D   12.27       0.000       115.2       61.35       115.2       61.35          V-C  8.2608E+04  -7.200       0.000
1.000       1.000       61.35       0.000       0.000     DI2_165_168_L_0
  38 D   9.443       0.000       118.4       62.95       118.4       62.95          V-C  8.2608E+04  -7.400       0.000
1.000       1.000       62.95       0.000       0.000     DI2_165_168_L_0
  39 D   3.188       0.000       120.0       63.75       120.0       63.75          V-C  8.2608E+04  -7.500       0.000
1.000       1.000       63.75       0.000       0.000     DI2_165_168_L_0
```

```
+-------------------------------------------------------------------------------------------------------------------------------+
|                   PARATIEPLUS(TM)   NLS ENGINE RELEASE  2018.0    FULL VERSION  *Build date:Nov 13, 2017*                    |
|                                                                                                                               |
|                                    NewProject.BaseDesignSection_28.SISMICAGEO_1273                                            |
|                                   Exe Time : 4 September 2018 18:01:33                                                        |
+-------------------------------------------------------------------------------------------------------------------------------+
New Project


S T R E S S   R E S U L T S   F O R   G R O U P   N O.   3

WallElement_33                                                :
ELEMENT TYPE    2 NO.OF ELEMENTS. IN THIS GROUP   38
C U R R E N T   T I M E   I S     1.0000

 WALL2D ELEMENT

   EL      TA          TB          MA          MB
-------------------------------------------------------
    1  0.0000      0.0000      0.0000      0.0000
    2  0.0000      0.0000      0.0000      0.0000
    3  0.0000      0.0000      0.0000      0.0000
    4  0.0000      0.0000      0.0000      0.0000
    5  0.0000      0.0000      0.0000      0.0000
    6  0.0000      0.0000      0.0000      0.0000
    7  0.0000      0.0000      0.0000      0.0000
    8  0.0000      0.0000      0.0000      0.0000
    9  0.0000      0.0000      0.0000      0.0000
   10  0.0000      0.0000      0.0000      0.0000
   11  0.0000      0.0000      0.0000      0.0000
   12  0.0000      0.0000      0.0000      0.0000
   13  0.0000      0.0000      0.0000      0.0000
   14  0.0000      0.0000      0.0000      0.0000
   15  0.0000      0.0000      0.0000      0.0000
   16  0.0000      0.0000      0.0000      0.0000
   17  0.0000      0.0000      0.0000      0.0000
   18  0.0000      0.0000      0.0000      0.0000
   19  0.0000      0.0000      0.0000      0.0000
   20  0.0000      0.0000      0.0000      0.0000
   21  0.0000      0.0000      0.0000      0.0000
   22  0.0000      0.0000      0.0000      0.0000
   23  0.0000      0.0000      0.0000      0.0000
   24  0.0000      0.0000      0.0000      0.0000
   25  0.0000      0.0000      0.0000      0.0000
   26  0.0000      0.0000      0.0000      0.0000
   27  0.0000      0.0000      0.0000      0.0000
   28  0.0000      0.0000      0.0000      0.0000
   29  0.0000      0.0000      0.0000      0.0000
   30  0.0000      0.0000      0.0000      0.0000
   31  0.0000      0.0000      0.0000      0.0000
   32  0.0000      0.0000      0.0000      0.0000
   33  0.0000      0.0000      0.0000      0.0000
   34  0.0000      0.0000      0.0000      0.0000
   35  0.0000      0.0000      0.0000      0.0000
   36  0.0000      0.0000      0.0000      0.0000
   37  0.0000      0.0000      0.0000      0.0000
   38  0.0000      0.0000      0.0000      0.0000
```

```
+-------------------------------------------------------------------------------------------------------------------------+
|                   PARATIEPLUS(TM)   NLS ENGINE RELEASE  2018.0    FULL VERSION  *Build date:Nov 13, 2017*              |
|                                                                                                                         |
|                                    NewProject.BaseDesignSection_28.SISMICAGEO_1273                                      |
|                                   Exe Time : 4 September 2018 18:01:33                                                  |
+-------------------------------------------------------------------------------------------------------------------------+
New Project


S T R E S S    R E S U L T S    F O R    G R O U P    N O.    4

Tieback_175                                                  :
ELEMENT TYPE    6 NO.OF ELEMENTS. IN THIS GROUP    1
C U R R E N T    T I M E    I S      1.0000

 POST-TENSION 2D-BOUNDARY ELEMENT

         EL    FORCE          d0          EDISPL     pl. eps          K     -ve limit   +ve limit
-------------------------------------------------------------------------------------------------------

***** NO ONE ELEMENT ACTIVE AT CURRENT STEP *****

ITER     0 RNORM = 0.000     RMNORM= 0.000
           RINORM= 3740.     RIMNOR= 0.000
           RENORM= 35.28     REMNOR= 0.000     RATIO =0.9713E-01 TOLER =0.1000E-03  NOT CONVERGED
           RFMAX = 12.27     RMMAX = 0.000
           RTSMAL=0.1000E-03 RMSMAL= 0.000
           RDT   = 3740.     RDR   = 0.000
           RATIOT=0.9713E-01 RATIOR= 0.000
           MAX UN= 2.057     IEQ=    11 NODE      6 DOF   1  Y-DISPL.F
           MIN UN= 0.000     IEQ=     2 NODE      1 DOF   2   X-ROT. F
           NO. OF CONTACT CONSTRAINT VIOLATIONS     0


ITER     2 RNORM = 0.000     RMNORM= 0.000
           RINORM= 3740.     RIMNOR= 0.000
           RENORM=0.6429     REMNOR=0.4205E-21 RATIO =0.1311E-01 TOLER =0.1000E-03  NOT CONVERGED
           RFMAX = 12.27     RMMAX = 0.000
           RTSMAL=0.1000E-03 RMSMAL= 0.000
           RDT   = 3740.     RDR   = 0.000
           RATIOT=0.1311E-01 RATIOR= 0.000
           MAX UN=0.4689     IEQ=     3 NODE      2 DOF   1  Y-DISPL.F
           MIN UN=-.4114E-10 IEQ=    19 NODE     10 DOF   1  Y-DISPL.F
           NO. OF CONTACT CONSTRAINT VIOLATIONS     0


ITER     3 RNORM = 0.000     RMNORM= 0.000
           RINORM= 3740.     RIMNOR= 0.000
           RENORM=0.1165E-01 REMNOR=0.6752E-22 RATIO =0.1765E-02 TOLER =0.1000E-03  NOT CONVERGED
           RFMAX = 12.27     RMMAX = 0.000
           RTSMAL=0.1000E-03 RMSMAL= 0.000
           RDT   = 3740.     RDR   = 0.000
           RATIOT=0.1765E-02 RATIOR= 0.000
           MAX UN=0.1079     IEQ=    13 NODE      7 DOF   1  Y-DISPL.F
           MIN UN=-.6786E-10 IEQ=     5 NODE      3 DOF   1  Y-DISPL.F
           NO. OF CONTACT CONSTRAINT VIOLATIONS     0


ITER     4 RNORM = 0.000     RMNORM= 0.000
           RINORM= 3740.     RIMNOR= 0.000
           RENORM=0.7482E-05 REMNOR=0.5622E-22 RATIO =0.4473E-04 TOLER =0.1000E-03      CONVERGED !
           RFMAX = 12.27     RMMAX = 0.000
           RTSMAL=0.1000E-03 RMSMAL= 0.000
           RDT   = 3740.     RDR   = 0.000
           RATIOT=0.4473E-04 RATIOR= 0.000
           MAX UN=0.2735E-02 IEQ=    15 NODE      8 DOF   1  Y-DISPL.F
           MIN UN=-.5280E-10 IEQ=    11 NODE      6 DOF   1  Y-DISPL.F
           NO. OF CONTACT CONSTRAINT VIOLATIONS     0
```

```
+-------------------------------------------------------------------------------------------------------------------------------+
|                   PARATIEPLUS(TM)   NLS ENGINE RELEASE  2018.0    FULL VERSION  *Build date:Nov 13, 2017*                    |
|                                                                                                                               |
|                                    NewProject.BaseDesignSection_28.SISMICAGEO_1273                                            |
|                                   Exe Time : 4 September 2018 18:01:33                                                        |
+-------------------------------------------------------------------------------------------------------------------------------+
New Project
SOLUTION REACHED USING     4 ITERATIONS ON   40

P R I N T   O U T   F O R   T I M E   S T E P    2     ( AT TIME   2.000     )

PRINT OUT OF ACTIVE COMPONENTS (FIXED NODES ARE NOT PRINTED OUT)

          Y-DISPL.F        X-ROT. F
            (02)             (04)           (
    1   1.0322725E-04  -1.7168057E-05
    2   9.9793635E-05  -1.7168040E-05
    3   9.6360176E-05  -1.7165829E-05
    4   9.2927881E-05  -1.7154961E-05
    5   8.9499483E-05  -1.7124713E-05
    6   8.6080287E-05  -1.7060089E-05
    7   8.2679023E-05  -1.6941829E-05
    8   7.9307607E-05  -1.6762801E-05
    9   7.5977402E-05  -1.6531287E-05
   10   7.2697973E-05  -1.6256564E-05
   11   6.9477067E-05  -1.5947482E-05
   12   6.6320723E-05  -1.5612261E-05
   13   6.3233407E-05  -1.5258380E-05
   14   6.0218169E-05  -1.4892527E-05
   15   5.7276803E-05  -1.4520569E-05
   16   5.4410013E-05  -1.4147539E-05
   17   5.1617566E-05  -1.3777630E-05
   18   4.8898514E-05  -1.3414212E-05
   19   4.6251279E-05  -1.3059821E-05
   20   4.3673868E-05  -1.2716188E-05
   21   4.1164037E-05  -1.2384244E-05
   22   3.8719395E-05  -1.2064131E-05
   23   3.6337637E-05  -1.1755228E-05
   24   3.4016648E-05  -1.1456159E-05
   25   3.1754659E-05  -1.1164811E-05
   26   2.9550398E-05  -1.0878345E-05
   27   2.7402823E-05  -1.0599513E-05
   28   2.5309569E-05  -1.0336198E-05
   29   2.3266888E-05  -1.0094714E-05
   30   2.1269910E-05  -9.8798337E-06
   31   1.9312963E-05  -9.6948221E-06
   32   1.7389880E-05  -9.5414714E-06
   33   1.5494251E-05  -9.4201225E-06
   34   1.3619770E-05  -9.3296920E-06
   35   1.1760479E-05  -9.2676856E-06
   36   9.9110601E-06  -9.2302119E-06
   37   8.0671202E-06  -9.2119906E-06
   38   6.2254339E-06  -9.2063570E-06
   39   5.3047902E-06  -9.2060623E-06
```

```
+-------------------------------------------------------------------------------------------------------------------------------+
|                  PARATIEPLUS(TM)   NLS ENGINE RELEASE  2018.0    FULL VERSION  *Build date:Nov 13, 2017*                    |
|                                                                                                                               |
|                                  NewProject.BaseDesignSection_28.SISMICAGEO_1273                                              |
|                                 Exe Time : 4 September 2018 18:01:33                                                          |
+-------------------------------------------------------------------------------------------------------------------------------+
New Project


S T R E S S   R E S U L T S   F O R   G R O U P   N O.   1

0_L                                                          :
ELEMENT TYPE    5 NO.OF ELEMENTS. IN THIS GROUP   39
C U R R E N T   T I M E   I S      2.0000

 HARDENING 2D SOIL ELEMENT

 ****** TOTAL STRESS FORMULATION *****

  EL *   FORCE     DISPL-Y  VERTICAL-P  HORIZON.-P     MAX-V-P     MAX-H-P           STATE   STIFFNESS Z-LEVEL      PORE
E FACTOR    UFACTOR       Peq           Su_a         Su_p     LAYER
 ------------------------------------------------------------------------------------------------------------------------------
-------------------------------------------------------------------------------------------
   1 D  1.9809E-03 -1.0323E-04  4.8433E-02  1.9809E-02  4.8433E-02   1.745          ACTIVE   0.000       0.000       0.000
1.000       1.000      1.9809E-02   0.000       0.000     DI1_164_167_L_0
   2 D  0.2666     -9.9794E-05   3.259       1.333       3.259       3.459          ACTIVE   0.000     -0.2000       0.000
1.000       1.000       1.333       0.000       0.000     DI1_164_167_L_0
   3 D  0.5294     -9.6360E-05   6.472       2.647       6.472       5.170          ACTIVE   0.000     -0.4000       0.000
1.000       1.000       2.647       0.000       0.000     DI1_164_167_L_0
   4 D  0.7923     -9.2928E-05   9.686       3.961       9.686       6.877          ACTIVE   0.000     -0.6000       0.000
1.000       1.000       3.961       0.000       0.000     DI1_164_167_L_0
   5 D   1.055     -8.9499E-05   12.90       5.276       12.90       8.582          ACTIVE   0.000     -0.8000       0.000
1.000       1.000       5.276       0.000       0.000     DI1_164_167_L_0
   6 D   1.318     -8.6080E-05   16.12       6.592       16.12       10.28          ACTIVE   0.000      -1.000       0.000
1.000       1.000       6.592       0.000       0.000     DI1_164_167_L_0
   7 D   1.582     -8.2679E-05   19.34       7.908       19.34       11.98          ACTIVE   0.000      -1.200       0.000
1.000       1.000       7.908       0.000       0.000     DI1_164_167_L_0
   8 D   1.845     -7.9308E-05   22.56       9.225       22.56       13.68          ACTIVE   0.000      -1.400       0.000
1.000       1.000       9.225       0.000       0.000     DI1_164_167_L_0
   9 D   2.218     -7.5977E-05   25.78       11.09       25.78       15.37           UL-RL  5.6281E+04  -1.600       0.000
1.000       1.000       11.09       0.000       0.000     DI1_164_167_L_0
  10 D   2.592     -7.2698E-05   29.00       12.96       29.00       17.05           UL-RL  5.6281E+04  -1.800       0.000
1.000       1.000       12.96       0.000       0.000     DI1_164_167_L_0
  11 D   2.965     -6.9477E-05   32.22       14.83       32.22       18.74           UL-RL  5.6281E+04  -2.000       0.000
1.000       1.000       14.83       0.000       0.000     DI1_164_167_L_0
  12 D   3.337     -6.6321E-05   35.45       16.68       35.45       20.42           UL-RL  5.6281E+04  -2.200       0.000
1.000       1.000       16.68       0.000       0.000     DI1_164_167_L_0
  13 D   3.707     -6.3233E-05   38.68       18.53       38.68       22.09           UL-RL  5.6281E+04  -2.400       0.000
1.000       1.000       18.53       0.000       0.000     DI1_164_167_L_0
  14 D   4.075     -6.0218E-05   41.91       20.38       41.91       23.77           UL-RL  5.6281E+04  -2.600       0.000
1.000       1.000       20.38       0.000       0.000     DI1_164_167_L_0
  15 D   4.442     -5.7277E-05   45.14       22.21       45.14       25.43           UL-RL  5.6281E+04  -2.800       0.000
1.000       1.000       22.21       0.000       0.000     DI1_164_167_L_0
  16 D   4.808     -5.4410E-05   48.37       24.04       48.37       27.10           UL-RL  5.6281E+04  -3.000       0.000
1.000       1.000       24.04       0.000       0.000     DI1_164_167_L_0
  17 D   5.171     -5.1618E-05   51.60       25.86       51.60       28.76           UL-RL  5.6281E+04  -3.200       0.000
1.000       1.000       25.86       0.000       0.000     DI1_164_167_L_0
  18 D   5.534     -4.8899E-05   54.84       27.67       54.84       30.42           UL-RL  5.6281E+04  -3.400       0.000
1.000       1.000       27.67       0.000       0.000     DI1_164_167_L_0
  19 D   5.894     -4.6251E-05   58.07       29.47       58.07       32.07           UL-RL  5.6281E+04  -3.600       0.000
1.000       1.000       29.47       0.000       0.000     DI1_164_167_L_0
  20 D   6.254     -4.3674E-05   61.31       31.27       61.31       33.73           UL-RL  5.6281E+04  -3.800       0.000
1.000       1.000       31.27       0.000       0.000     DI1_164_167_L_0
  21 D   6.612     -4.1164E-05   64.54       33.06       64.54       35.37           UL-RL  5.6281E+04  -4.000       0.000
1.000       1.000       33.06       0.000       0.000     DI1_164_167_L_0
  22 D   6.968     -3.8719E-05   67.78       34.84       67.78       37.02           UL-RL  5.6281E+04  -4.200       0.000
1.000       1.000       34.84       0.000       0.000     DI1_164_167_L_0
  23 D   7.323     -3.6338E-05   71.02       36.62       71.02       38.66           UL-RL  5.6281E+04  -4.400       0.000
1.000       1.000       36.62       0.000       0.000     DI1_164_167_L_0
  24 D   7.677     -3.4017E-05   74.26       38.38       74.26       40.30           UL-RL  5.6281E+04  -4.600       0.000
1.000       1.000       38.38       0.000       0.000     DI1_164_167_L_0
```

```
  25 D   8.029     -3.1755E-05   77.50       40.15       77.50       41.93          UL-RL  5.6281E+04  -4.800       0.000
1.000       1.000       40.15       0.000       0.000     DI1_164_167_L_0
  26 D   7.919     -2.9550E-05   80.75       39.60       80.75       43.57          UL-RL  1.3434E+05  -5.000       0.000
1.000       1.000       39.60       0.000       0.000     DI2_165_168_L_0
  27 D   8.303     -2.7403E-05   83.99       41.51       83.99       45.20          UL-RL  1.3434E+05  -5.200       0.000
1.000       1.000       41.51       0.000       0.000     DI2_165_168_L_0
  28 D   8.685     -2.5310E-05   87.23       43.42       87.23       46.82          UL-RL  1.3434E+05  -5.400       0.000
1.000       1.000       43.42       0.000       0.000     DI2_165_168_L_0
  29 D   9.064     -2.3267E-05   90.48       45.32       90.48       48.45          UL-RL  1.3434E+05  -5.600       0.000
1.000       1.000       45.32       0.000       0.000     DI2_165_168_L_0
  30 D   9.442     -2.1270E-05   93.72       47.21       93.72       50.07          UL-RL  1.3434E+05  -5.800       0.000
1.000       1.000       47.21       0.000       0.000     DI2_165_168_L_0
  31 D   9.818     -1.9313E-05   96.97       49.09       96.97       51.69          UL-RL  1.3434E+05  -6.000       0.000
1.000       1.000       49.09       0.000       0.000     DI2_165_168_L_0
  32 D   10.19     -1.7390E-05   100.2       50.97       100.2       53.30          UL-RL  1.3434E+05  -6.200       0.000
1.000       1.000       50.97       0.000       0.000     DI2_165_168_L_0
  33 D   10.57     -1.5494E-05   103.5       52.83       103.5       54.92          UL-RL  1.3434E+05  -6.400       0.000
1.000       1.000       52.83       0.000       0.000     DI2_165_168_L_0
  34 D   10.94     -1.3620E-05   106.7       54.70       106.7       56.53          UL-RL  1.3434E+05  -6.600       0.000
1.000       1.000       54.70       0.000       0.000     DI2_165_168_L_0
  35 D   11.31     -1.1760E-05   109.9       56.56       109.9       58.14          UL-RL  1.3434E+05  -6.800       0.000
1.000       1.000       56.56       0.000       0.000     DI2_165_168_L_0
  36 D   11.68     -9.9111E-06   113.2       58.41       113.2       59.74          UL-RL  1.3434E+05  -7.000       0.000
1.000       1.000       58.41       0.000       0.000     DI2_165_168_L_0
  37 D   12.05     -8.0671E-06   116.4       60.27       116.4       61.35          UL-RL  1.3434E+05  -7.200       0.000
1.000       1.000       60.27       0.000       0.000     DI2_165_168_L_0
  38 D   9.317     -6.2254E-06   119.7       62.12       119.7       62.95          UL-RL  1.3434E+05  -7.400       0.000
1.000       1.000       62.12       0.000       0.000     DI2_165_168_L_0
  39 D   3.152     -5.3048E-06   121.3       63.04       121.3       63.75          UL-RL  1.3434E+05  -7.500       0.000
1.000       1.000       63.04       0.000       0.000     DI2_165_168_L_0
```

```
+-------------------------------------------------------------------------------------------------------------------------------+
|                   PARATIEPLUS(TM)   NLS ENGINE RELEASE  2018.0    FULL VERSION  *Build date:Nov 13, 2017*                    |
|                                                                                                                               |
|                                    NewProject.BaseDesignSection_28.SISMICAGEO_1273                                            |
|                                   Exe Time : 4 September 2018 18:01:33                                                        |
+-------------------------------------------------------------------------------------------------------------------------------+
New Project


S T R E S S   R E S U L T S   F O R   G R O U P   N O.   2

0_R                                                          :
ELEMENT TYPE    5 NO.OF ELEMENTS. IN THIS GROUP   39
C U R R E N T   T I M E   I S      2.0000

 HARDENING 2D SOIL ELEMENT

 ****** TOTAL STRESS FORMULATION *****

  EL *   FORCE     DISPL-Y  VERTICAL-P  HORIZON.-P     MAX-V-P     MAX-H-P           STATE   STIFFNESS Z-LEVEL      PORE
E FACTOR    UFACTOR        Peq           Su_a         Su_p     LAYER
 ------------------------------------------------------------------------------------------------------------------------------
-------------------------------------------------------------------------------------------
   1     0.000         --          --          --          --          --          REMOVED     --        0.000       0.000
1.000       1.000       0.000       0.000       0.000     not available
   2     0.000         --          --          --          --          --          REMOVED     --       -0.2000      0.000
1.000       1.000       0.000       0.000       0.000     not available
   3     0.000         --          --          --          --          --          REMOVED     --       -0.4000      0.000
1.000       1.000       0.000       0.000       0.000     not available
   4     0.000         --          --          --          --          --          REMOVED     --       -0.6000      0.000
1.000       1.000       0.000       0.000       0.000     not available
   5     0.000         --          --          --          --          --          REMOVED     --       -0.8000      0.000
1.000       1.000       0.000       0.000       0.000     not available
   6 D   0.000      8.6080E-05   0.000       0.000       16.00       10.28         PASSIVE   0.000      -1.000       0.000
1.000       1.000       0.000       0.000       0.000     DI1_164_167_L_0
   7 D   2.022      8.2679E-05   3.200       10.11       19.20       11.98           UL-RL  4.6055E+04  -1.200       0.000
1.000       1.000       10.11       0.000       0.000     DI1_164_167_L_0
   8 D   2.423      7.9308E-05   6.400       12.11       22.40       13.68           UL-RL  4.6055E+04  -1.400       0.000
1.000       1.000       12.11       0.000       0.000     DI1_164_167_L_0
   9 D   2.781      7.5977E-05   9.600       13.90       25.60       15.37           UL-RL  4.6055E+04  -1.600       0.000
1.000       1.000       13.90       0.000       0.000     DI1_164_167_L_0
  10 D   3.120      7.2698E-05   12.80       15.60       28.80       17.05           UL-RL  4.6055E+04  -1.800       0.000
1.000       1.000       15.60       0.000       0.000     DI1_164_167_L_0
  11 D   3.450      6.9477E-05   16.00       17.25       32.00       18.74           UL-RL  4.6055E+04  -2.000       0.000
1.000       1.000       17.25       0.000       0.000     DI1_164_167_L_0
  12 D   3.774      6.6321E-05   19.20       18.87       35.20       20.42           UL-RL  4.6055E+04  -2.200       0.000
1.000       1.000       18.87       0.000       0.000     DI1_164_167_L_0
  13 D   4.094      6.3233E-05   22.40       20.47       38.40       22.09           UL-RL  4.6055E+04  -2.400       0.000
1.000       1.000       20.47       0.000       0.000     DI1_164_167_L_0
  14 D   4.411      6.0218E-05   25.60       22.06       41.60       23.77           UL-RL  4.6055E+04  -2.600       0.000
1.000       1.000       22.06       0.000       0.000     DI1_164_167_L_0
  15 D   4.726      5.7277E-05   28.80       23.63       44.80       25.43           UL-RL  4.6055E+04  -2.800       0.000
1.000       1.000       23.63       0.000       0.000     DI1_164_167_L_0
  16 D   5.040      5.4410E-05   32.00       25.20       48.00       27.10           UL-RL  4.6055E+04  -3.000       0.000
1.000       1.000       25.20       0.000       0.000     DI1_164_167_L_0
  17 D   5.353      5.1618E-05   35.20       26.77       51.20       28.76           UL-RL  4.6055E+04  -3.200       0.000
1.000       1.000       26.77       0.000       0.000     DI1_164_167_L_0
  18 D   5.665      4.8899E-05   38.40       28.32       54.40       30.42           UL-RL  4.6055E+04  -3.400       0.000
1.000       1.000       28.32       0.000       0.000     DI1_164_167_L_0
  19 D   5.976      4.6251E-05   41.60       29.88       57.60       32.07           UL-RL  4.6055E+04  -3.600       0.000
1.000       1.000       29.88       0.000       0.000     DI1_164_167_L_0
  20 D   6.287      4.3674E-05   44.80       31.43       60.80       33.73           UL-RL  4.6055E+04  -3.800       0.000
1.000       1.000       31.43       0.000       0.000     DI1_164_167_L_0
  21 D   6.597      4.1164E-05   48.00       32.98       64.00       35.37           UL-RL  4.6055E+04  -4.000       0.000
1.000       1.000       32.98       0.000       0.000     DI1_164_167_L_0
  22 D   6.906      3.8719E-05   51.20       34.53       67.20       37.02           UL-RL  4.6055E+04  -4.200       0.000
1.000       1.000       34.53       0.000       0.000     DI1_164_167_L_0
  23 D   7.215      3.6338E-05   54.40       36.08       70.40       38.66           UL-RL  4.6055E+04  -4.400       0.000
1.000       1.000       36.08       0.000       0.000     DI1_164_167_L_0
  24 D   7.524      3.4017E-05   57.60       37.62       73.60       40.30           UL-RL  4.6055E+04  -4.600       0.000
1.000       1.000       37.62       0.000       0.000     DI1_164_167_L_0
```

25 D	7.833	3.1755E-05	60.80	39.16	76.80	41.93	UL-RL	4.6055E+04	-4.800	0.000	
1.000	1.000	39.16	0.000	0.000	DI1_164_167_L_0						
26 D	8.455	2.9550E-05	64.00	42.27	80.00	43.57	UL-RL	9.9130E+04	-5.000	0.000	
1.000	1.000	42.27	0.000	0.000	DI2_165_168_L_0						
27 D	8.740	2.7403E-05	67.20	43.70	83.20	45.20	UL-RL	9.9130E+04	-5.200	0.000	
1.000	1.000	43.70	0.000	0.000	DI2_165_168_L_0						
28 D	9.025	2.5310E-05	70.40	45.13	86.40	46.82	UL-RL	9.9130E+04	-5.400	0.000	
1.000	1.000	45.13	0.000	0.000	DI2_165_168_L_0						
29 D	9.311	2.3267E-05	73.60	46.56	89.60	48.45	UL-RL	9.9130E+04	-5.600	0.000	
1.000	1.000	46.56	0.000	0.000	DI2_165_168_L_0						
30 D	9.597	2.1270E-05	76.80	47.99	92.80	50.07	UL-RL	9.9130E+04	-5.800	0.000	
1.000	1.000	47.99	0.000	0.000	DI2_165_168_L_0						
31 D	9.884	1.9313E-05	80.00	49.42	96.00	51.69	UL-RL	9.9130E+04	-6.000	0.000	
1.000	1.000	49.42	0.000	0.000	DI2_165_168_L_0						
32 D	10.17	1.7390E-05	83.20	50.85	99.20	53.30	UL-RL	9.9130E+04	-6.200	0.000	
1.000	1.000	50.85	0.000	0.000	DI2_165_168_L_0						
33 D	10.46	1.5494E-05	86.40	52.28	102.4	54.92	UL-RL	9.9130E+04	-6.400	0.000	
1.000	1.000	52.28	0.000	0.000	DI2_165_168_L_0						
34 D	10.74	1.3620E-05	89.60	53.71	105.6	56.53	UL-RL	9.9130E+04	-6.600	0.000	
1.000	1.000	53.71	0.000	0.000	DI2_165_168_L_0						
35 D	11.03	1.1760E-05	92.80	55.14	108.8	58.14	UL-RL	9.9130E+04	-6.800	0.000	
1.000	1.000	55.14	0.000	0.000	DI2_165_168_L_0						
36 D	11.31	9.9111E-06	96.00	56.57	112.0	59.74	UL-RL	9.9130E+04	-7.000	0.000	
1.000	1.000	56.57	0.000	0.000	DI2_165_168_L_0						
37 D	11.60	8.0671E-06	99.20	58.00	115.2	61.35	UL-RL	9.9130E+04	-7.200	0.000	
1.000	1.000	58.00	0.000	0.000	DI2_165_168_L_0						
38 D	8.914	6.2254E-06	102.4	59.42	118.4	62.95	UL-RL	9.9130E+04	-7.400	0.000	
1.000	1.000	59.42	0.000	0.000	DI2_165_168_L_0						
39 D	3.007	5.3048E-06	104.0	60.14	120.0	63.75	UL-RL	9.9130E+04	-7.500	0.000	
1.000	1.000	60.14	0.000	0.000	DI2_165_168_L_0						

```
+-------------------------------------------------------------------------------------------------------------------------+
|                   PARATIEPLUS(TM)   NLS ENGINE RELEASE  2018.0    FULL VERSION  *Build date:Nov 13, 2017*              |
|                                                                                                                         |
|                                    NewProject.BaseDesignSection_28.SISMICAGEO_1273                                      |
|                                   Exe Time : 4 September 2018 18:01:33                                                  |
+-------------------------------------------------------------------------------------------------------------------------+
New Project


S T R E S S   R E S U L T S   F O R   G R O U P   N O.   3

WallElement_33                                                  :
ELEMENT TYPE    2 NO.OF ELEMENTS. IN THIS GROUP   38
C U R R E N T   T I M E   I S     2.0000

 WALL2D ELEMENT

   EL      TA          TB          MA          MB
-------------------------------------------------------
    1 1.98089E-03-1.98089E-03 1.55342E-12 3.96179E-04
    2 0.26860    -0.26860    -3.96179E-04 5.41163E-02
    3 0.79799    -0.79799    -5.41163E-02 0.21371
    4  1.5903     -1.5903    -0.21371     0.53177
    5  2.6456     -2.6456    -0.53177      1.0609
    6  3.9640     -3.9640     -1.0609      1.8537
    7  3.5241     -3.5241     -1.8537      2.5585
    8  2.9436     -2.9436     -2.5585      3.1472
    9  2.3809     -2.3809     -3.1472      3.6234
   10  1.8530     -1.8530     -3.6234      3.9940
   11  1.3682     -1.3682     -3.9940      4.2676
   12 0.93114    -0.93114     -4.2676      4.4539
   13 0.54408    -0.54408     -4.4539      4.5627
   14 0.20822    -0.20822     -4.5627      4.6043
   15-7.60648E-02 7.60648E-02 -4.6043      4.5891
   16-0.30886     0.30886     -4.5891      4.5273
   17-0.49061     0.49061     -4.5273      4.4292
   18-0.62193     0.62193     -4.4292      4.3048
   19-0.70362     0.70362     -4.3048      4.1641
   20-0.73654     0.73654     -4.1641      4.0168
   21-0.72161     0.72161     -4.0168      3.8725
   22-0.65979     0.65979     -3.8725      3.7405
   23-0.55202     0.55202     -3.7405      3.6301
   24-0.39928     0.39928     -3.6301      3.5503
   25-0.20253     0.20253     -3.5503      3.5098
   26-0.73778     0.73778     -3.5098      3.3622
   27 -1.1747      1.1747     -3.3622      3.1273
   28 -1.5155      1.5155     -3.1273      2.8242
   29 -1.7626      1.7626     -2.8242      2.4716
   30 -1.9180      1.9180     -2.4716      2.0880
   31 -1.9834      1.9834     -2.0880      1.6914
   32 -1.9602      1.9602     -1.6914      1.2993
   33 -1.8497      1.8497     -1.2993     0.92937
   34 -1.6529      1.6529    -0.92937     0.59880
   35 -1.3702      1.3702    -0.59880     0.32475
   36 -1.0022      1.0022    -0.32475     0.12432
   37-0.54898     0.54898    -0.12432     1.45231E-02
   38-0.14523     0.14523    -1.45231E-02 3.73035E-14
```

```
+-------------------------------------------------------------------------------------------------------------------------+
|                   PARATIEPLUS(TM)   NLS ENGINE RELEASE  2018.0    FULL VERSION  *Build date:Nov 13, 2017*               |
|                                                                                                                         |
|                                    NewProject.BaseDesignSection_28.SISMICAGEO_1273                                      |
|                                   Exe Time : 4 September 2018 18:01:33                                                  |
+-------------------------------------------------------------------------------------------------------------------------+
New Project


S T R E S S    R E S U L T S    F O R    G R O U P    N O.    4

Tieback_175                                                  :
ELEMENT TYPE    6 NO.OF ELEMENTS. IN THIS GROUP    1
C U R R E N T    T I M E    I S      2.0000

 POST-TENSION 2D-BOUNDARY ELEMENT

         EL    FORCE          d0          EDISPL     pl. eps          K     -ve limit   +ve limit
-----------------------------------------------------------------------------------------------------

***** NO ONE ELEMENT ACTIVE AT CURRENT STEP *****

ITER     0 RNORM = 0.000     RMNORM= 0.000
           RINORM=0.1824E+05 RIMNOR= 712.4
           RENORM=0.1439E+05 REMNOR=0.5622E-22 RATIO =0.8881     TOLER =0.1000E-03  NOT CONVERGED
           RFMAX = 119.9     RMMAX = 4.604
           RTSMAL=0.1000E-02 RMSMAL=0.1000E-04
           RDT   =0.1824E+05 RDR   = 712.4
           RATIOT=0.8881     RATIOR= 0.000
           MAX UN=0.2735E-02 IEQ=    15 NODE      8 DOF   1  Y-DISPL.F
           MIN UN=-119.9     IEQ=     1 NODE      1 DOF   1  Y-DISPL.F
           NO. OF CONTACT CONSTRAINT VIOLATIONS     0


ITER     2 RNORM = 0.000     RMNORM= 0.000
           RINORM=0.1824E+05 RIMNOR= 712.4
           RENORM= 305.1     REMNOR=0.3076E-19 RATIO =0.1293     TOLER =0.1000E-03  NOT CONVERGED
           RFMAX = 119.9     RMMAX = 4.604
           RTSMAL=0.1000E-02 RMSMAL=0.1000E-04
           RDT   =0.1824E+05 RDR   = 712.4
           RATIOT=0.1293     RATIOR= 0.000
           MAX UN=0.6861     IEQ=    73 NODE     37 DOF   1  Y-DISPL.F
           MIN UN=-8.162     IEQ=     3 NODE      2 DOF   1  Y-DISPL.F
           NO. OF CONTACT CONSTRAINT VIOLATIONS     0


ITER     3 RNORM = 0.000     RMNORM= 0.000
           RINORM=0.1824E+05 RIMNOR= 712.4
           RENORM= 70.14     REMNOR=0.2977E-19 RATIO =0.6201E-01 TOLER =0.1000E-03  NOT CONVERGED
           RFMAX = 119.9     RMMAX = 4.604
           RTSMAL=0.1000E-02 RMSMAL=0.1000E-04
           RDT   =0.1824E+05 RDR   = 712.4
           RATIOT=0.6201E-01 RATIOR= 0.000
           MAX UN= 3.206     IEQ=    73 NODE     37 DOF   1  Y-DISPL.F
           MIN UN=-4.196     IEQ=     7 NODE      4 DOF   1  Y-DISPL.F
           NO. OF CONTACT CONSTRAINT VIOLATIONS     0


ITER     4 RNORM = 0.000     RMNORM= 0.000
           RINORM=0.1824E+05 RIMNOR= 712.4
           RENORM= 3.352     REMNOR=0.2312E-19 RATIO =0.1356E-01 TOLER =0.1000E-03  NOT CONVERGED
           RFMAX = 119.9     RMMAX = 4.604
           RTSMAL=0.1000E-02 RMSMAL=0.1000E-04
           RDT   =0.1824E+05 RDR   = 712.4
           RATIOT=0.1356E-01 RATIOR= 0.000
           MAX UN= 1.687     IEQ=    63 NODE     32 DOF   1  Y-DISPL.F
           MIN UN=-.6497E-01 IEQ=    53 NODE     27 DOF   1  Y-DISPL.F
           NO. OF CONTACT CONSTRAINT VIOLATIONS     0


ITER     5 RNORM = 0.000     RMNORM= 0.000
```

```
  RINORM=0.1824E+05 RIMNOR= 712.4
  RENORM=0.8165E-02 REMNOR=0.1600E-19 RATIO =0.6691E-03 TOLER =0.1000E-03  NOT CONVERGED
  RFMAX = 119.9     RMMAX = 4.604
  RTSMAL=0.1000E-02 RMSMAL=0.1000E-04
  RDT   =0.1824E+05 RDR   = 712.4
  RATIOT=0.6691E-03 RATIOR= 0.000
  MAX UN=0.1130E-08 IEQ=    21 NODE     11 DOF   1  Y-DISPL.F
  MIN UN=-.5204E-01 IEQ=    51 NODE     26 DOF   1  Y-DISPL.F
  NO. OF CONTACT CONSTRAINT VIOLATIONS     0


ITER     6 RNORM = 0.000     RMNORM= 0.000
  RINORM=0.1824E+05 RIMNOR= 712.4
  RENORM=0.1933E-03 REMNOR=0.1764E-19 RATIO =0.1029E-03 TOLER =0.1000E-03  NOT CONVERGED
  RFMAX = 119.9     RMMAX = 4.604
  RTSMAL=0.1000E-02 RMSMAL=0.1000E-04
  RDT   =0.1824E+05 RDR   = 712.4
  RATIOT=0.1029E-03 RATIOR= 0.000
  MAX UN=0.8098E-02 IEQ=    61 NODE     31 DOF   1  Y-DISPL.F
  MIN UN=-.4314E-02 IEQ=    33 NODE     17 DOF   1  Y-DISPL.F
  NO. OF CONTACT CONSTRAINT VIOLATIONS     0


ITER     7 RNORM = 0.000     RMNORM= 0.000
  RINORM=0.1824E+05 RIMNOR= 712.4
  RENORM=0.2155E-05 REMNOR=0.1513E-19 RATIO =0.1087E-04 TOLER =0.1000E-03      CONVERGED !
  RFMAX = 119.9     RMMAX = 4.604
  RTSMAL=0.1000E-02 RMSMAL=0.1000E-04
  RDT   =0.1824E+05 RDR   = 712.4
  RATIOT=0.1087E-04 RATIOR= 0.000
  MAX UN=0.1468E-02 IEQ=    71 NODE     36 DOF   1  Y-DISPL.F
  MIN UN=-.1100E-08 IEQ=    75 NODE     38 DOF   1  Y-DISPL.F
  NO. OF CONTACT CONSTRAINT VIOLATIONS     0
```

```
+-----------------------------------------------------------------------------------------------------------------------+
|                  PARATIEPLUS(TM)   NLS ENGINE RELEASE  2018.0    FULL VERSION  *Build date:Nov 13, 2017*              |
|                                                                                                                       |
|                                   NewProject.BaseDesignSection_28.SISMICAGEO_1273                                     |
|                                  Exe Time : 4 September 2018 18:01:33                                                 |
+-----------------------------------------------------------------------------------------------------------------------+
New Project
SOLUTION REACHED USING     7 ITERATIONS ON   40

P R I N T   O U T   F O R   T I M E   S T E P    3     ( AT TIME   3.000     )

PRINT OUT OF ACTIVE COMPONENTS (FIXED NODES ARE NOT PRINTED OUT)

          Y-DISPL.F        X-ROT. F
           (02)            (04)            (
    1  -1.9842995E-03   5.0871469E-04
    2  -1.8826214E-03   5.0774147E-04
    3  -1.7813313E-03   5.0484252E-04
    4  -1.6808087E-03   5.0007958E-04
    5  -1.5814169E-03   4.9355518E-04
    6  -1.4834945E-03   4.8541267E-04
    7  -1.3873474E-03   4.7583619E-04
    8  -1.2932423E-03   4.6502515E-04
    9  -1.2014071E-03   4.5316845E-04
   10  -1.1120327E-03   4.4044505E-04
   11  -1.0252755E-03   4.2702476E-04
   12  -9.4125856E-04   4.1306858E-04
   13  -8.6007365E-04   3.9872895E-04
   14  -7.8178293E-04   3.8415011E-04
   15  -7.0642047E-04   3.6946834E-04
   16  -6.3399387E-04   3.5481235E-04
   17  -5.6448538E-04   3.4030350E-04
   18  -4.9785467E-04   3.2605641E-04
   19  -4.3403818E-04   3.1217884E-04
   20  -3.7295174E-04   2.9877220E-04
   21  -3.1449183E-04   2.8593187E-04
   22  -2.5853558E-04   2.7374715E-04
   23  -2.0494367E-04   2.6230202E-04
   24  -1.5356051E-04   2.5167090E-04
   25  -1.0421699E-04   2.4191461E-04
   26  -5.6733173E-05   2.3308066E-04
   27  -1.0920542E-05   2.2521285E-04
   28   3.3418306E-05   2.1834356E-04
   29   7.6483683E-05   2.1247626E-04
   30   1.1847389E-04   2.0758516E-04
   31   1.5957926E-04   2.0361669E-04
   32   1.9997703E-04   2.0049824E-04
   33   2.3982948E-04   1.9814671E-04
   34   2.7928068E-04   1.9646960E-04
   35   3.1845549E-04   1.9536505E-04
   36   3.5745746E-04   1.9472190E-04
   37   3.9636679E-04   1.9441976E-04
   38   4.3523927E-04   1.9432908E-04
   39   4.5467245E-04   1.9432446E-04
```

```
+-------------------------------------------------------------------------------------------------------------------------------+
|                   PARATIEPLUS(TM)   NLS ENGINE RELEASE  2018.0    FULL VERSION  *Build date:Nov 13, 2017*                    |
|                                                                                                                               |
|                                    NewProject.BaseDesignSection_28.SISMICAGEO_1273                                            |
|                                   Exe Time : 4 September 2018 18:01:33                                                        |
+-------------------------------------------------------------------------------------------------------------------------------+
New Project


S T R E S S   R E S U L T S   F O R   G R O U P   N O.   1

0_L                                                              :
ELEMENT TYPE    5 NO.OF ELEMENTS. IN THIS GROUP   39
C U R R E N T   T I M E   I S      3.0000

 HARDENING 2D SOIL ELEMENT

 ****** TOTAL STRESS FORMULATION *****

  EL *   FORCE     DISPL-Y  VERTICAL-P  HORIZON.-P     MAX-V-P     MAX-H-P           STATE   STIFFNESS Z-LEVEL      PORE
E FACTOR    UFACTOR       Peq           Su_a         Su_p     LAYER
 ------------------------------------------------------------------------------------------------------------------------------
-------------------------------------------------------------------------------------------
   1 D  1.8937E-02  1.9843E-03  4.8433E-02  0.1894      4.8433E-02   1.745         PASSIVE   0.000       0.000       0.000
1.000       1.000      0.1894       0.000       0.000     DI1_164_167_L_0
   2 D   2.549      1.8826E-03   3.259       12.74       3.259       12.74         PASSIVE   0.000     -0.2000       0.000
1.000       1.000       12.74       0.000       0.000     DI1_164_167_L_0
   3 D   5.061      1.7813E-03   6.472       25.30       6.472       25.30         PASSIVE   0.000     -0.4000       0.000
1.000       1.000       25.30       0.000       0.000     DI1_164_167_L_0
   4 D   7.574      1.6808E-03   9.686       37.87       9.686       37.87         PASSIVE   0.000     -0.6000       0.000
1.000       1.000       37.87       0.000       0.000     DI1_164_167_L_0
   5 D   10.09      1.5814E-03   12.90       50.44       12.90       50.44         PASSIVE   0.000     -0.8000       0.000
1.000       1.000       50.44       0.000       0.000     DI1_164_167_L_0
   6 D   12.60      1.4835E-03   16.12       63.02       16.12       63.02         PASSIVE   0.000      -1.000       0.000
1.000       1.000       63.02       0.000       0.000     DI1_164_167_L_0
   7 D   12.23      1.3873E-03   19.34       61.14       19.34       61.14            V-C  3.5176E+04  -1.200       0.000
1.000       1.000       61.14       0.000       0.000     DI1_164_167_L_0
   8 D   11.83      1.2932E-03   22.56       59.17       22.56       59.17            V-C  3.5176E+04  -1.400       0.000
1.000       1.000       59.17       0.000       0.000     DI1_164_167_L_0
   9 D   11.53      1.2014E-03   25.78       57.63       25.78       57.63            V-C  3.5176E+04  -1.600       0.000
1.000       1.000       57.63       0.000       0.000     DI1_164_167_L_0
  10 D   11.23      1.1120E-03   29.00       56.17       29.00       56.17            V-C  3.5176E+04  -1.800       0.000
1.000       1.000       56.17       0.000       0.000     DI1_164_167_L_0
  11 D   10.96      1.0253E-03   32.22       54.80       32.22       54.80            V-C  3.5176E+04  -2.000       0.000
1.000       1.000       54.80       0.000       0.000     DI1_164_167_L_0
  12 D   10.71      9.4126E-04   35.45       53.53       35.45       53.53            V-C  3.5176E+04  -2.200       0.000
1.000       1.000       53.53       0.000       0.000     DI1_164_167_L_0
  13 D   10.47      8.6007E-04   38.68       52.35       38.68       52.35            V-C  3.5176E+04  -2.400       0.000
1.000       1.000       52.35       0.000       0.000     DI1_164_167_L_0
  14 D   10.25      7.8178E-04   41.91       51.27       41.91       51.27            V-C  3.5176E+04  -2.600       0.000
1.000       1.000       51.27       0.000       0.000     DI1_164_167_L_0
  15 D   10.06      7.0642E-04   45.14       50.28       45.14       50.28            V-C  3.5176E+04  -2.800       0.000
1.000       1.000       50.28       0.000       0.000     DI1_164_167_L_0
  16 D   9.880      6.3399E-04   48.37       49.40       48.37       49.40            V-C  3.5176E+04  -3.000       0.000
1.000       1.000       49.40       0.000       0.000     DI1_164_167_L_0
  17 D   9.724      5.6449E-04   51.60       48.62       51.60       48.62            V-C  3.5176E+04  -3.200       0.000
1.000       1.000       48.62       0.000       0.000     DI1_164_167_L_0
  18 D   9.586      4.9785E-04   54.84       47.93       54.84       47.94          UL-RL  5.6281E+04  -3.400       0.000
1.000       1.000       47.93       0.000       0.000     DI1_164_167_L_0
  19 D   9.465      4.3404E-04   58.07       47.33       58.07       47.37          UL-RL  5.6281E+04  -3.600       0.000
1.000       1.000       47.33       0.000       0.000     DI1_164_167_L_0
  20 D   9.364      3.7295E-04   61.31       46.82       61.31       46.89          UL-RL  5.6281E+04  -3.800       0.000
1.000       1.000       46.82       0.000       0.000     DI1_164_167_L_0
  21 D   9.280      3.1449E-04   64.54       46.40       64.54       46.50          UL-RL  5.6281E+04  -4.000       0.000
1.000       1.000       46.40       0.000       0.000     DI1_164_167_L_0
  22 D   9.212      2.5854E-04   67.78       46.06       67.78       46.20          UL-RL  5.6281E+04  -4.200       0.000
1.000       1.000       46.06       0.000       0.000     DI1_164_167_L_0
  23 D   9.161      2.0494E-04   71.02       45.81       71.02       45.97          UL-RL  5.6281E+04  -4.400       0.000
1.000       1.000       45.81       0.000       0.000     DI1_164_167_L_0
  24 D   9.125      1.5356E-04   74.26       45.63       74.26       45.83          UL-RL  5.6281E+04  -4.600       0.000
1.000       1.000       45.63       0.000       0.000     DI1_164_167_L_0
```

25 D	9.102	1.0422E-04	77.50	45.51	77.50	45.75	UL-RL	5.6281E+04	-4.800	0.000		
1.000	1.000	45.51	0.000	0.000	DI1_164_167_L_0							
26 D	9.618	5.6733E-05	80.75	48.09	80.75	48.73	UL-RL	1.3434E+05	-5.000	0.000		
1.000	1.000	48.09	0.000	0.000	DI2_165_168_L_0							
27 D	9.104	1.0921E-05	83.99	45.52	83.99	47.11	UL-RL	1.3434E+05	-5.200	0.000		
1.000	1.000	45.52	0.000	0.000	DI2_165_168_L_0							
28 D	8.467	-3.3418E-05	87.23	42.33	87.23	46.82	UL-RL	1.3434E+05	-5.400	0.000		
1.000	1.000	42.33	0.000	0.000	DI2_165_168_L_0							
29 D	7.634	-7.6484E-05	90.48	38.17	90.48	48.45	UL-RL	1.3434E+05	-5.600	0.000		
1.000	1.000	38.17	0.000	0.000	DI2_165_168_L_0							
30 D	6.830	-1.1847E-04	93.72	34.15	93.72	50.07	UL-RL	1.3434E+05	-5.800	0.000		
1.000	1.000	34.15	0.000	0.000	DI2_165_168_L_0							
31 D	6.967	-1.5958E-04	96.97	34.83	96.97	51.69	UL-RL	1.3434E+05	-6.000	0.000		
1.000	1.000	34.83	0.000	0.000	DI2_165_168_L_0							
32 D	7.205	-1.9998E-04	100.2	36.02	100.2	53.30	UL-RL	1.3434E+05	-6.200	0.000		
1.000	1.000	36.02	0.000	0.000	DI2_165_168_L_0							
33 D	7.443	-2.3983E-04	103.5	37.22	103.5	54.92	UL-RL	1.3434E+05	-6.400	0.000		
1.000	1.000	37.22	0.000	0.000	DI2_165_168_L_0							
34 D	7.682	-2.7928E-04	106.7	38.41	106.7	56.53	UL-RL	1.3434E+05	-6.600	0.000		
1.000	1.000	38.41	0.000	0.000	DI2_165_168_L_0							
35 D	7.920	-3.1846E-04	109.9	39.60	109.9	58.14	UL-RL	1.3434E+05	-6.800	0.000		
1.000	1.000	39.60	0.000	0.000	DI2_165_168_L_0							
36 D	8.159	-3.5746E-04	113.2	40.80	113.2	59.74	ACTIVE	0.000	-7.000	0.000		
1.000	1.000	40.80	0.000	0.000	DI2_165_168_L_0							
37 D	8.399	-3.9637E-04	116.4	42.00	116.4	61.35	ACTIVE	0.000	-7.200	0.000		
1.000	1.000	42.00	0.000	0.000	DI2_165_168_L_0							
38 D	6.479	-4.3524E-04	119.7	43.19	119.7	62.95	ACTIVE	0.000	-7.400	0.000		
1.000	1.000	43.19	0.000	0.000	DI2_165_168_L_0							
39 D	2.190	-4.5467E-04	121.3	43.79	121.3	63.75	ACTIVE	0.000	-7.500	0.000		
1.000	1.000	43.79	0.000	0.000	DI2_165_168_L_0							

```
+-------------------------------------------------------------------------------------------------------------------------------+
|                   PARATIEPLUS(TM)   NLS ENGINE RELEASE  2018.0    FULL VERSION  *Build date:Nov 13, 2017*                    |
|                                                                                                                               |
|                                    NewProject.BaseDesignSection_28.SISMICAGEO_1273                                            |
|                                   Exe Time : 4 September 2018 18:01:33                                                        |
+-------------------------------------------------------------------------------------------------------------------------------+
New Project


S T R E S S   R E S U L T S   F O R   G R O U P   N O.   2

0_R                                                          :
ELEMENT TYPE    5 NO.OF ELEMENTS. IN THIS GROUP   39
C U R R E N T   T I M E   I S      3.0000

 HARDENING 2D SOIL ELEMENT

 ****** TOTAL STRESS FORMULATION *****

  EL *   FORCE     DISPL-Y  VERTICAL-P  HORIZON.-P     MAX-V-P     MAX-H-P           STATE   STIFFNESS Z-LEVEL      PORE
E FACTOR    UFACTOR       Peq           Su_a         Su_p     LAYER
 ------------------------------------------------------------------------------------------------------------------------------
-------------------------------------------------------------------------------------------
   1     0.000         --          --          --          --          --          REMOVED     --        0.000       0.000
1.000       1.000       0.000       0.000       0.000     not available
   2     0.000         --          --          --          --          --          REMOVED     --       -0.2000      0.000
1.000       1.000       0.000       0.000       0.000     not available
   3     0.000         --          --          --          --          --          REMOVED     --       -0.4000      0.000
1.000       1.000       0.000       0.000       0.000     not available
   4     0.000         --          --          --          --          --          REMOVED     --       -0.6000      0.000
1.000       1.000       0.000       0.000       0.000     not available
   5     0.000         --          --          --          --          --          REMOVED     --       -0.8000      0.000
1.000       1.000       0.000       0.000       0.000     not available
   6 D   0.000     -1.4835E-03   0.000       0.000       16.00       10.28        ACTIVE   0.000       -1.000      0.000
1.000       1.000       0.000       0.000       0.000     DI1_164_167_L_0
   7 D  0.2618     -1.3873E-03   3.200       1.309       19.20       11.98        ACTIVE   0.000       -1.200      0.000
1.000       1.000       1.309       0.000       0.000     DI1_164_167_L_0
   8 D  0.5235     -1.2932E-03   6.400       2.618       22.40       13.68        ACTIVE   0.000       -1.400      0.000
1.000       1.000       2.618       0.000       0.000     DI1_164_167_L_0
   9 D  0.7853     -1.2014E-03   9.600       3.926       25.60       15.37        ACTIVE   0.000       -1.600      0.000
1.000       1.000       3.926       0.000       0.000     DI1_164_167_L_0
  10 D   1.047     -1.1120E-03   12.80       5.235       28.80       17.05        ACTIVE   0.000       -1.800      0.000
1.000       1.000       5.235       0.000       0.000     DI1_164_167_L_0
  11 D   1.309     -1.0253E-03   16.00       6.544       32.00       18.74        ACTIVE   0.000       -2.000      0.000
1.000       1.000       6.544       0.000       0.000     DI1_164_167_L_0
  12 D   1.571     -9.4126E-04   19.20       7.853       35.20       20.42        ACTIVE   0.000       -2.200      0.000
1.000       1.000       7.853       0.000       0.000     DI1_164_167_L_0
  13 D   1.832     -8.6007E-04   22.40       9.162       38.40       22.09        ACTIVE   0.000       -2.400      0.000
1.000       1.000       9.162       0.000       0.000     DI1_164_167_L_0
  14 D   2.094     -7.8178E-04   25.60       10.47       41.60       23.77        ACTIVE   0.000       -2.600      0.000
1.000       1.000       10.47       0.000       0.000     DI1_164_167_L_0
  15 D   2.356     -7.0642E-04   28.80       11.78       44.80       25.43        ACTIVE   0.000       -2.800      0.000
1.000       1.000       11.78       0.000       0.000     DI1_164_167_L_0
  16 D   2.618     -6.3399E-04   32.00       13.09       48.00       27.10        ACTIVE   0.000       -3.000      0.000
1.000       1.000       13.09       0.000       0.000     DI1_164_167_L_0
  17 D   2.879     -5.6449E-04   35.20       14.40       51.20       28.76        ACTIVE   0.000       -3.200      0.000
1.000       1.000       14.40       0.000       0.000     DI1_164_167_L_0
  18 D   3.143     -4.9785E-04   38.40       15.71       54.40       30.42         UL-RL  4.6055E+04  -3.400      0.000
1.000       1.000       15.71       0.000       0.000     DI1_164_167_L_0
  19 D   3.410     -4.3404E-04   41.60       17.05       57.60       32.07         UL-RL  4.6055E+04  -3.600      0.000
1.000       1.000       17.05       0.000       0.000     DI1_164_167_L_0
  20 D   3.677     -3.7295E-04   44.80       18.38       60.80       33.73         UL-RL  4.6055E+04  -3.800      0.000
1.000       1.000       18.38       0.000       0.000     DI1_164_167_L_0
  21 D   3.943     -3.1449E-04   48.00       19.72       64.00       35.37         UL-RL  4.6055E+04  -4.000      0.000
1.000       1.000       19.72       0.000       0.000     DI1_164_167_L_0
  22 D   4.210     -2.5854E-04   51.20       21.05       67.20       37.02         UL-RL  4.6055E+04  -4.200      0.000
1.000       1.000       21.05       0.000       0.000     DI1_164_167_L_0
  23 D   4.993     -2.0494E-04   54.40       24.96       70.40       38.66         UL-RL  4.6055E+04  -4.400      0.000
1.000       1.000       24.96       0.000       0.000     DI1_164_167_L_0
  24 D   5.796     -1.5356E-04   57.60       28.98       73.60       40.30         UL-RL  4.6055E+04  -4.600      0.000
1.000       1.000       28.98       0.000       0.000     DI1_164_167_L_0
```

25 D	6.580	-1.0422E-04	60.80	32.90	76.80	41.93	UL-RL	4.6055E+04	-4.800	0.000		
1.000	1.000	32.90	0.000	0.000	DI1_164_167_L_0							
26 D	6.744	-5.6733E-05	64.00	33.72	80.00	43.57	UL-RL	9.9130E+04	-5.000	0.000		
1.000	1.000	33.72	0.000	0.000	DI2_165_168_L_0							
27 D	7.980	-1.0921E-05	67.20	39.90	83.20	45.20	UL-RL	9.9130E+04	-5.200	0.000		
1.000	1.000	39.90	0.000	0.000	DI2_165_168_L_0							
28 D	9.168	3.3418E-05	70.40	45.84	86.40	46.98	UL-RL	9.9130E+04	-5.400	0.000		
1.000	1.000	45.84	0.000	0.000	DI2_165_168_L_0							
29 D	10.11	7.6484E-05	73.60	50.55	89.60	50.58	UL-RL	9.9130E+04	-5.600	0.000		
1.000	1.000	50.55	0.000	0.000	DI2_165_168_L_0							
30 D	10.96	1.1847E-04	76.80	54.78	92.80	54.80	UL-RL	9.9130E+04	-5.800	0.000		
1.000	1.000	54.78	0.000	0.000	DI2_165_168_L_0							
31 D	11.79	1.5958E-04	80.00	58.95	96.00	58.97	UL-RL	9.9130E+04	-6.000	0.000		
1.000	1.000	58.95	0.000	0.000	DI2_165_168_L_0							
32 D	12.62	1.9998E-04	83.20	63.08	99.20	63.09	UL-RL	9.9130E+04	-6.200	0.000		
1.000	1.000	63.08	0.000	0.000	DI2_165_168_L_0							
33 D	13.43	2.3983E-04	86.40	67.17	102.4	67.17	UL-RL	9.9130E+04	-6.400	0.000		
1.000	1.000	67.17	0.000	0.000	DI2_165_168_L_0							
34 D	14.25	2.7928E-04	89.60	71.23	105.6	71.23	UL-RL	9.9130E+04	-6.600	0.000		
1.000	1.000	71.23	0.000	0.000	DI2_165_168_L_0							
35 D	15.05	3.1846E-04	92.80	75.27	108.8	75.27	UL-RL	9.9130E+04	-6.800	0.000		
1.000	1.000	75.27	0.000	0.000	DI2_165_168_L_0							
36 D	15.86	3.5746E-04	96.00	79.29	112.0	79.29	V-C	6.1956E+04	-7.000	0.000		
1.000	1.000	79.29	0.000	0.000	DI2_165_168_L_0							
37 D	16.66	3.9637E-04	99.20	83.31	115.2	83.31	V-C	6.1956E+04	-7.200	0.000		
1.000	1.000	83.31	0.000	0.000	DI2_165_168_L_0							
38 D	13.10	4.3524E-04	102.4	87.33	118.4	87.33	V-C	6.1956E+04	-7.400	0.000		
1.000	1.000	87.33	0.000	0.000	DI2_165_168_L_0							
39 D	4.467	4.5467E-04	104.0	89.33	120.0	89.33	V-C	6.1956E+04	-7.500	0.000		
1.000	1.000	89.33	0.000	0.000	DI2_165_168_L_0							

```
+-------------------------------------------------------------------------------------------------------------------------------+
|                   PARATIEPLUS(TM)   NLS ENGINE RELEASE  2018.0    FULL VERSION  *Build date:Nov 13, 2017*                    |
|                                                                                                                               |
|                                    NewProject.BaseDesignSection_28.SISMICAGEO_1273                                            |
|                                   Exe Time : 4 September 2018 18:01:33                                                        |
+-------------------------------------------------------------------------------------------------------------------------------+
New Project


S T R E S S   R E S U L T S   F O R   G R O U P   N O.   3

WallElement_33                                                  :
ELEMENT TYPE    2 NO.OF ELEMENTS. IN THIS GROUP   38
C U R R E N T   T I M E   I S     3.0000

 WALL2D ELEMENT

   EL      TA          TB          MA          MB
-------------------------------------------------------
    1 -119.93      119.93     2.39953E-11 -23.985
    2 -117.38      117.38      23.985     -47.460
    3 -112.32      112.32      47.460     -69.924
    4 -104.74      104.74      69.924     -90.872
    5 -94.653      94.653      90.872     -109.80
    6 -82.049      82.049      109.80     -126.21
    7 -70.082      70.082      126.21     -140.23
    8 -58.771      58.771      140.23     -151.98
    9 -48.031      48.031      151.98     -161.59
   10 -37.844      37.844      161.59     -169.16
   11 -28.192      28.192      169.16     -174.80
   12 -19.058      19.058      174.80     -178.61
   13 -10.421      10.421      178.61     -180.69
   14 -2.2619      2.2619      180.69     -181.14
   15  5.4388     -5.4388      181.14     -180.06
   16  12.701     -12.701      180.06     -177.52
   17  19.546     -19.546      177.52     -173.61
   18  25.988     -25.988      173.61     -168.41
   19  32.044     -32.044      168.41     -162.00
   20  37.731     -37.731      162.00     -154.45
   21  43.067     -43.067      154.45     -145.84
   22  48.069     -48.069      145.84     -136.23
   23  52.238     -52.238      136.23     -125.78
   24  55.566     -55.566      125.78     -114.67
   25  58.088     -58.088      114.67     -103.05
   26  60.963     -60.963      103.05     -90.856
   27  62.086     -62.086      90.856     -78.439
   28  61.385     -61.385      78.439     -66.162
   29  58.909     -58.909      66.162     -54.380
   30  54.783     -54.783      54.380     -43.424
   31  49.959     -49.959      43.424     -33.432
   32  44.549     -44.549      33.432     -24.522
   33  38.559     -38.559      24.522     -16.810
   34  31.995     -31.995      16.810     -10.411
   35  24.861     -24.861      10.411     -5.4392
   36  17.161     -17.161      5.4392     -2.0071
   37  8.8971     -8.8971      2.0071    -0.22771
   38  2.2770     -2.2770     0.22771     4.61040E-11
```

```
+-------------------------------------------------------------------------------------------------------------------------------+
|                   PARATIEPLUS(TM)   NLS ENGINE RELEASE  2018.0    FULL VERSION  *Build date:Nov 13, 2017*                    |
|                                                                                                                               |
|                                    NewProject.BaseDesignSection_28.SISMICAGEO_1273                                            |
|                                   Exe Time : 4 September 2018 18:01:33                                                        |
+-------------------------------------------------------------------------------------------------------------------------------+
New Project


S T R E S S   R E S U L T S   F O R   G R O U P   N O.   4

Tieback_175                                                  :
ELEMENT TYPE    6 NO.OF ELEMENTS. IN THIS GROUP    1
C U R R E N T   T I M E   I S      3.0000

 POST-TENSION 2D-BOUNDARY ELEMENT

         EL    FORCE          d0          EDISPL     pl. eps          K     -ve limit   +ve limit
-----------------------------------------------------------------------------------------------------------
 ANCHOR    1   138.50     -1.80785E-03 -1.80785E-03   0.0000       0.0000       0.0000       0.0000     BORN NOW JUST
ACTIVATED

 ITER     0 RNORM = 0.000     RMNORM= 0.000
             RINORM=0.2659E+06 RIMNOR=0.1094E+07
             RENORM= 408.2     REMNOR=0.1513E-19 RATIO =0.3919E-01 TOLER =0.1000E-03  NOT CONVERGED
             RFMAX = 119.9     RMMAX = 181.1
             RTSMAL=0.1000E-02 RMSMAL=0.1000E-02
             RDT   =0.2659E+06 RDR   =0.1094E+07
             RATIOT=0.3919E-01 RATIOR= 0.000
             MAX UN= 5.796     IEQ=    47 NODE     24 DOF   1  Y-DISPL.F
             MIN UN=-.6385E-09 IEQ=     9 NODE      5 DOF   1  Y-DISPL.F
             NO. OF CONTACT CONSTRAINT VIOLATIONS     0


 ITER     2 RNORM = 0.000     RMNORM= 0.000
             RINORM=0.2659E+06 RIMNOR=0.1094E+07
             RENORM= 49.11     REMNOR=0.9116E-19 RATIO =0.1359E-01 TOLER =0.1000E-03  NOT CONVERGED
             RFMAX = 119.9     RMMAX = 181.1
             RTSMAL=0.1000E-02 RMSMAL=0.1000E-02
             RDT   =0.2659E+06 RDR   =0.1094E+07
             RATIOT=0.1359E-01 RATIOR= 0.000
             MAX UN= 3.689     IEQ=    63 NODE     32 DOF   1  Y-DISPL.F
             MIN UN=-.2449E-02 IEQ=    65 NODE     33 DOF   1  Y-DISPL.F
             NO. OF CONTACT CONSTRAINT VIOLATIONS     0


 ITER     3 RNORM = 0.000     RMNORM= 0.000
             RINORM=0.2659E+06 RIMNOR=0.1094E+07
             RENORM= 2.026     REMNOR=0.7554E-19 RATIO =0.2760E-02 TOLER =0.1000E-03  NOT CONVERGED
             RFMAX = 119.9     RMMAX = 181.1
             RTSMAL=0.1000E-02 RMSMAL=0.1000E-02
             RDT   =0.2659E+06 RDR   =0.1094E+07
             RATIOT=0.2760E-02 RATIOR= 0.000
             MAX UN= 1.221     IEQ=    51 NODE     26 DOF   1  Y-DISPL.F
             MIN UN=-.5277E-09 IEQ=     7 NODE      4 DOF   1  Y-DISPL.F
             NO. OF CONTACT CONSTRAINT VIOLATIONS     0


 ITER     4 RNORM = 0.000     RMNORM= 0.000
             RINORM=0.2659E+06 RIMNOR=0.1094E+07
             RENORM=0.2162E-01 REMNOR=0.2470E-19 RATIO =0.2852E-03 TOLER =0.1000E-03  NOT CONVERGED
             RFMAX = 119.9     RMMAX = 181.1
             RTSMAL=0.1000E-02 RMSMAL=0.1000E-02
             RDT   =0.2659E+06 RDR   =0.1094E+07
             RATIOT=0.2852E-03 RATIOR= 0.000
             MAX UN=0.1033     IEQ=    53 NODE     27 DOF   1  Y-DISPL.F
             MIN UN=-.2454E-01 IEQ=     1 NODE      1 DOF   1  Y-DISPL.F
             NO. OF CONTACT CONSTRAINT VIOLATIONS     0


 ITER     5 RNORM = 0.000     RMNORM= 0.000
```

```
RINORM=0.2659E+06 RIMNOR=0.1094E+07
RENORM=0.9769E-17 REMNOR=0.3082E-19 RATIO =0.6062E-11 TOLER =0.1000E-03      CONVERGED !
RFMAX = 119.9     RMMAX = 181.1
RTSMAL=0.1000E-02 RMSMAL=0.1000E-02
RDT   =0.2659E+06 RDR   =0.1094E+07
RATIOT=0.6062E-11 RATIOR= 0.000
MAX UN=0.1624E-08 IEQ=    77 NODE     39 DOF   1  Y-DISPL.F
MIN UN=-.1400E-08 IEQ=    75 NODE     38 DOF   1  Y-DISPL.F
NO. OF CONTACT CONSTRAINT VIOLATIONS     0
```

```
+-------------------------------------------------------------------------------------------------------------------------+
|                   PARATIEPLUS(TM)   NLS ENGINE RELEASE  2018.0    FULL VERSION  *Build date:Nov 13, 2017*              |
|                                                                                                                         |
|                                    NewProject.BaseDesignSection_28.SISMICAGEO_1273                                      |
|                                   Exe Time : 4 September 2018 18:01:33                                                  |
+-------------------------------------------------------------------------------------------------------------------------+
New Project
SOLUTION REACHED USING     5 ITERATIONS ON   40

P R I N T   O U T   F O R   T I M E   S T E P    4     ( AT TIME   4.000     )

PRINT OUT OF ACTIVE COMPONENTS (FIXED NODES ARE NOT PRINTED OUT)

          Y-DISPL.F        X-ROT. F
            (02)             (04)           (
    1  -1.6589136E-03   5.8129829E-04
    2  -1.5427190E-03   5.8032173E-04
    3  -1.4269143E-03   5.7740446E-04
    4  -1.3118836E-03   5.7259132E-04
    5  -1.1979985E-03   5.6596723E-04
    6  -1.0856092E-03   5.5765719E-04
    7  -9.7503700E-04   5.4782632E-04
    8  -8.6656790E-04   5.3665642E-04
    9  -7.6045204E-04   5.2432233E-04
   10  -6.5690535E-04   5.1099249E-04
   11  -5.5611058E-04   4.9682975E-04
   12  -4.5821847E-04   4.8199172E-04
   13  -3.6334873E-04   4.6663101E-04
   14  -2.7159104E-04   4.5089560E-04
   15  -1.8300590E-04   4.3492912E-04
   16  -9.7625488E-05   4.1887121E-04
   17  -1.5454040E-05   4.0285777E-04
   18   6.3529851E-05   3.8702160E-04
   19   1.3937505E-04   3.7149226E-04
   20   2.1215568E-04   3.5639673E-04
   21   2.8197063E-04   3.4185965E-04
   22   3.4894457E-04   3.2800339E-04
   23   4.1322543E-04   3.1494875E-04
   24   4.7498547E-04   3.0281500E-04
   25   5.3442069E-04   2.9172015E-04
   26   5.9174949E-04   2.8176472E-04
   27   6.4720528E-04   2.7299392E-04
   28   7.0102505E-04   2.6539725E-04
   29   7.5343990E-04   2.5893643E-04
   30   8.0467166E-04   2.5355606E-04
   31   8.5492984E-04   2.4918844E-04
   32   9.0440903E-04   2.4575444E-04
   33   9.5328759E-04   2.4316380E-04
   34   1.0017240E-03   2.4131547E-04
   35   1.0498558E-03   2.4009777E-04
   36   1.0977970E-03   2.3938854E-04
   37   1.1456361E-03   2.3905529E-04
   38   1.1934345E-03   2.3895525E-04
   39   1.2173304E-03   2.3895016E-04
```

```
+-------------------------------------------------------------------------------------------------------------------------------+
|                   PARATIEPLUS(TM)   NLS ENGINE RELEASE  2018.0    FULL VERSION  *Build date:Nov 13, 2017*                    |
|                                                                                                                               |
|                                    NewProject.BaseDesignSection_28.SISMICAGEO_1273                                            |
|                                   Exe Time : 4 September 2018 18:01:33                                                        |
+-------------------------------------------------------------------------------------------------------------------------------+
New Project


S T R E S S   R E S U L T S   F O R   G R O U P   N O.   1

0_L                                                              :
ELEMENT TYPE    5 NO.OF ELEMENTS. IN THIS GROUP   39
C U R R E N T   T I M E   I S      4.0000

 HARDENING 2D SOIL ELEMENT

 ****** TOTAL STRESS FORMULATION *****

  EL *   FORCE     DISPL-Y  VERTICAL-P  HORIZON.-P     MAX-V-P     MAX-H-P           STATE   STIFFNESS Z-LEVEL      PORE
E FACTOR    UFACTOR       Peq           Su_a         Su_p     LAYER
 ------------------------------------------------------------------------------------------------------------------------------
-------------------------------------------------------------------------------------------
   1 D  1.8937E-02  1.6589E-03  4.8433E-02  0.1894      4.8433E-02   1.745         PASSIVE   0.000       0.000       0.000
1.000       1.000      0.1894       0.000       0.000     DI1_164_167_L_0
   2 D   1.529      1.5427E-03   3.259       7.643       3.259       12.74          UL-RL  1.5008E+04 -0.2000       0.000
1.000       1.000       7.643       0.000       0.000     DI1_164_167_L_0
   3 D   3.997      1.4269E-03   6.472       19.99       6.472       25.30          UL-RL  1.5008E+04 -0.4000       0.000
1.000       1.000       19.99       0.000       0.000     DI1_164_167_L_0
   4 D   6.467      1.3119E-03   9.686       32.33       9.686       37.87          UL-RL  1.5008E+04 -0.6000       0.000
1.000       1.000       32.33       0.000       0.000     DI1_164_167_L_0
   5 D   8.938      1.1980E-03   12.90       44.69       12.90       50.44          UL-RL  1.5008E+04 -0.8000       0.000
1.000       1.000       44.69       0.000       0.000     DI1_164_167_L_0
   6 D   11.41      1.0856E-03   16.12       57.05       16.12       63.02          UL-RL  1.5008E+04  -1.000       0.000
1.000       1.000       57.05       0.000       0.000     DI1_164_167_L_0
   7 D   10.99      9.7504E-04   19.34       54.96       19.34       61.14          UL-RL  1.5008E+04  -1.200       0.000
1.000       1.000       54.96       0.000       0.000     DI1_164_167_L_0
   8 D   10.55      8.6657E-04   22.56       52.77       22.56       59.17          UL-RL  1.5008E+04  -1.400       0.000
1.000       1.000       52.77       0.000       0.000     DI1_164_167_L_0
   9 D   10.20      7.6045E-04   25.78       51.01       25.78       57.63          UL-RL  1.5008E+04  -1.600       0.000
1.000       1.000       51.01       0.000       0.000     DI1_164_167_L_0
  10 D   9.868      6.5691E-04   29.00       49.34       29.00       56.17          UL-RL  1.5008E+04  -1.800       0.000
1.000       1.000       49.34       0.000       0.000     DI1_164_167_L_0
  11 D   9.552      5.5611E-04   32.22       47.76       32.22       54.80          UL-RL  1.5008E+04  -2.000       0.000
1.000       1.000       47.76       0.000       0.000     DI1_164_167_L_0
  12 D   9.255      4.5822E-04   35.45       46.28       35.45       53.53          UL-RL  1.5008E+04  -2.200       0.000
1.000       1.000       46.28       0.000       0.000     DI1_164_167_L_0
  13 D   8.978      3.6335E-04   38.68       44.89       38.68       52.35          UL-RL  1.5008E+04  -2.400       0.000
1.000       1.000       44.89       0.000       0.000     DI1_164_167_L_0
  14 D   8.722      2.7159E-04   41.91       43.61       41.91       51.27          UL-RL  1.5008E+04  -2.600       0.000
1.000       1.000       43.61       0.000       0.000     DI1_164_167_L_0
  15 D   8.486      1.8301E-04   45.14       42.43       45.14       50.28          UL-RL  1.5008E+04  -2.800       0.000
1.000       1.000       42.43       0.000       0.000     DI1_164_167_L_0
  16 D   8.270      9.7625E-05   48.37       41.35       48.37       49.40          UL-RL  1.5008E+04  -3.000       0.000
1.000       1.000       41.35       0.000       0.000     DI1_164_167_L_0
  17 D   8.076      1.5454E-05   51.60       40.38       51.60       48.62          UL-RL  1.5008E+04  -3.200       0.000
1.000       1.000       40.38       0.000       0.000     DI1_164_167_L_0
  18 D   7.901     -6.3530E-05   54.84       39.50       54.84       47.94          UL-RL  1.5008E+04  -3.400       0.000
1.000       1.000       39.50       0.000       0.000     DI1_164_167_L_0
  19 D   7.744     -1.3938E-04   58.07       38.72       58.07       47.37          UL-RL  1.5008E+04  -3.600       0.000
1.000       1.000       38.72       0.000       0.000     DI1_164_167_L_0
  20 D   7.607     -2.1216E-04   61.31       38.04       61.31       46.89          UL-RL  1.5008E+04  -3.800       0.000
1.000       1.000       38.04       0.000       0.000     DI1_164_167_L_0
  21 D   7.489     -2.8197E-04   64.54       37.45       64.54       46.50          UL-RL  1.5008E+04  -4.000       0.000
1.000       1.000       37.45       0.000       0.000     DI1_164_167_L_0
  22 D   7.389     -3.4894E-04   67.78       36.95       67.78       46.20          UL-RL  1.5008E+04  -4.200       0.000
1.000       1.000       36.95       0.000       0.000     DI1_164_167_L_0
  23 D   7.306     -4.1323E-04   71.02       36.53       71.02       45.97          UL-RL  1.5008E+04  -4.400       0.000
1.000       1.000       36.53       0.000       0.000     DI1_164_167_L_0
  24 D   7.238     -4.7499E-04   74.26       36.19       74.26       45.83          UL-RL  1.5008E+04  -4.600       0.000
1.000       1.000       36.19       0.000       0.000     DI1_164_167_L_0
```

```
  25 D   7.186     -5.3442E-04   77.50       35.93       77.50       45.75          UL-RL  1.5008E+04  -4.800       0.000
1.000       1.000       35.93       0.000       0.000     DI1_164_167_L_0
  26 D   5.765     -5.9175E-04   80.75       28.82       80.75       48.73         ACTIVE   0.000      -5.000       0.000
1.000       1.000       28.82       0.000       0.000     DI2_165_168_L_0
  27 D   6.004     -6.4721E-04   83.99       30.02       83.99       47.11         ACTIVE   0.000      -5.200       0.000
1.000       1.000       30.02       0.000       0.000     DI2_165_168_L_0
  28 D   6.243     -7.0103E-04   87.23       31.22       87.23       46.82         ACTIVE   0.000      -5.400       0.000
1.000       1.000       31.22       0.000       0.000     DI2_165_168_L_0
  29 D   6.483     -7.5344E-04   90.48       32.41       90.48       48.45         ACTIVE   0.000      -5.600       0.000
1.000       1.000       32.41       0.000       0.000     DI2_165_168_L_0
  30 D   6.722     -8.0467E-04   93.72       33.61       93.72       50.07         ACTIVE   0.000      -5.800       0.000
1.000       1.000       33.61       0.000       0.000     DI2_165_168_L_0
  31 D   6.962     -8.5493E-04   96.97       34.81       96.97       51.69         ACTIVE   0.000      -6.000       0.000
1.000       1.000       34.81       0.000       0.000     DI2_165_168_L_0
  32 D   7.201     -9.0441E-04   100.2       36.01       100.2       53.30         ACTIVE   0.000      -6.200       0.000
1.000       1.000       36.01       0.000       0.000     DI2_165_168_L_0
  33 D   7.441     -9.5329E-04   103.5       37.20       103.5       54.92         ACTIVE   0.000      -6.400       0.000
1.000       1.000       37.20       0.000       0.000     DI2_165_168_L_0
  34 D   7.680     -1.0017E-03   106.7       38.40       106.7       56.53         ACTIVE   0.000      -6.600       0.000
1.000       1.000       38.40       0.000       0.000     DI2_165_168_L_0
  35 D   7.920     -1.0499E-03   109.9       39.60       109.9       58.14         ACTIVE   0.000      -6.800       0.000
1.000       1.000       39.60       0.000       0.000     DI2_165_168_L_0
  36 D   8.159     -1.0978E-03   113.2       40.80       113.2       59.74         ACTIVE   0.000      -7.000       0.000
1.000       1.000       40.80       0.000       0.000     DI2_165_168_L_0
  37 D   8.399     -1.1456E-03   116.4       42.00       116.4       61.35         ACTIVE   0.000      -7.200       0.000
1.000       1.000       42.00       0.000       0.000     DI2_165_168_L_0
  38 D   6.479     -1.1934E-03   119.7       43.19       119.7       62.95         ACTIVE   0.000      -7.400       0.000
1.000       1.000       43.19       0.000       0.000     DI2_165_168_L_0
  39 D   2.190     -1.2173E-03   121.3       43.79       121.3       63.75         ACTIVE   0.000      -7.500       0.000
1.000       1.000       43.79       0.000       0.000     DI2_165_168_L_0
```

```
+-----------------------------------------------------------------------------------------------------------------------+
|                  PARATIEPLUS(TM)   NLS ENGINE RELEASE  2018.0    FULL VERSION  *Build date:Nov 13, 2017*              |
|                                                                                                                       |
|                                   NewProject.BaseDesignSection_28.SISMICAGEO_1273                                     |
|                                  Exe Time : 4 September 2018 18:01:33                                                 |
+-----------------------------------------------------------------------------------------------------------------------+
New Project


S T R E S S   R E S U L T S   F O R   G R O U P   N O.   2

0_R                                                                  :
ELEMENT TYPE    5 NO.OF ELEMENTS. IN THIS GROUP   39
C U R R E N T   T I M E   I S     4.0000

 HARDENING 2D SOIL ELEMENT

 ****** TOTAL STRESS FORMULATION *****

 EL *   FORCE     DISPL-Y  VERTICAL-P  HORIZON.-P     MAX-V-P     MAX-H-P          STATE   STIFFNESS Z-LEVEL      PORE
E FACTOR    UFACTOR       Peq          Su_a        Su_p     LAYER
 ---------------------------------------------------------------------------------------------------------------------------
-----------------------------------------------------------------------------------------------
   1     0.000         --          --          --          --          --          REMOVED     --        0.000       0.000
1.000       1.000       0.000       0.000       0.000     not available
   2     0.000         --          --          --          --          --          REMOVED     --      -0.2000       0.000
1.000       1.000       0.000       0.000       0.000     not available
   3     0.000         --          --          --          --          --          REMOVED     --      -0.4000       0.000
1.000       1.000       0.000       0.000       0.000     not available
   4     0.000         --          --          --          --          --          REMOVED     --      -0.6000       0.000
1.000       1.000       0.000       0.000       0.000     not available
   5     0.000         --          --          --          --          --          REMOVED     --      -0.8000       0.000
1.000       1.000       0.000       0.000       0.000     not available
   6     0.000         --          --          --          --          --          REMOVED     --       -1.000       0.000
1.000       1.000       0.000       0.000       0.000     not available
   7     0.000         --          --          --          --          --          REMOVED     --       -1.200       0.000
1.000       1.000       0.000       0.000       0.000     not available
   8     0.000         --          --          --          --          --          REMOVED     --       -1.400       0.000
1.000       1.000       0.000       0.000       0.000     not available
   9     0.000         --          --          --          --          --          REMOVED     --       -1.600       0.000
1.000       1.000       0.000       0.000       0.000     not available
  10     0.000         --          --          --          --          --          REMOVED     --       -1.800       0.000
1.000       1.000       0.000       0.000       0.000     not available
  11     0.000         --          --          --          --          --          REMOVED     --       -2.000       0.000
1.000       1.000       0.000       0.000       0.000     not available
  12     0.000         --          --          --          --          --          REMOVED     --       -2.200       0.000
1.000       1.000       0.000       0.000       0.000     not available
  13     0.000         --          --          --          --          --          REMOVED     --       -2.400       0.000
1.000       1.000       0.000       0.000       0.000     not available
  14     0.000         --          --          --          --          --          REMOVED     --       -2.600       0.000
1.000       1.000       0.000       0.000       0.000     not available
  15     0.000         --          --          --          --          --          REMOVED     --       -2.800       0.000
1.000       1.000       0.000       0.000       0.000     not available
  16     0.000         --          --          --          --          --          REMOVED     --       -3.000       0.000
1.000       1.000       0.000       0.000       0.000     not available
  17     0.000         --          --          --          --          --          REMOVED     --       -3.200       0.000
1.000       1.000       0.000       0.000       0.000     not available
  18     0.000         --          --          --          --          --          REMOVED     --       -3.400       0.000
1.000       1.000       0.000       0.000       0.000     not available
  19     0.000         --          --          --          --          --          REMOVED     --       -3.600       0.000
1.000       1.000       0.000       0.000       0.000     not available
  20     0.000         --          --          --          --          --          REMOVED     --       -3.800       0.000
1.000       1.000       0.000       0.000       0.000     not available
  21     0.000         --          --          --          --          --          REMOVED     --       -4.000       0.000
1.000       1.000       0.000       0.000       0.000     not available
  22     0.000         --          --          --          --          --          REMOVED     --       -4.200       0.000
1.000       1.000       0.000       0.000       0.000     not available
  23     0.000         --          --          --          --          --          REMOVED     --       -4.400       0.000
1.000       1.000       0.000       0.000       0.000     not available
  24 D   0.000      4.7499E-04   0.000       0.000       73.60       40.30         PASSIVE   0.000      -4.600       0.000
1.000       1.000       0.000       0.000       0.000     DI1_164_167_L_0
```

```
  25 D   2.038      5.3442E-04   3.200      10.19      76.80      41.93        PASSIVE   0.000      -4.800      0.000
1.000      1.000      10.19      0.000      0.000     DI1_164_167_L_0
  26 D   5.345      5.9175E-04   6.400      26.72      80.00      43.57        PASSIVE   0.000      -5.000      0.000
1.000      1.000      26.72      0.000      0.000     DI2_165_168_L_0
  27 D   7.710      6.4721E-04   9.600      38.55      83.20      45.20        PASSIVE   0.000      -5.200      0.000
1.000      1.000      38.55      0.000      0.000     DI2_165_168_L_0
  28 D   9.258      7.0103E-04   12.80      46.29      86.40      46.98          UL-RL   3.4183E+04 -5.400      0.000
1.000      1.000      46.29      0.000      0.000     DI2_165_168_L_0
  29 D   10.30      7.5344E-04   16.00      51.48      89.60      51.48            V-C   2.1364E+04 -5.600      0.000
1.000      1.000      51.48      0.000      0.000     DI2_165_168_L_0
  30 D   11.25      8.0467E-04   19.20      56.26      92.80      56.26            V-C   2.1364E+04 -5.800      0.000
1.000      1.000      56.26      0.000      0.000     DI2_165_168_L_0
  31 D   12.18      8.5493E-04   22.40      60.92      96.00      60.92            V-C   2.1364E+04 -6.000      0.000
1.000      1.000      60.92      0.000      0.000     DI2_165_168_L_0
  32 D   13.10      9.0441E-04   25.60      65.49      99.20      65.49            V-C   2.1364E+04 -6.200      0.000
1.000      1.000      65.49      0.000      0.000     DI2_165_168_L_0
  33 D   14.00      9.5329E-04   28.80      69.99      102.4      69.99            V-C   2.1364E+04 -6.400      0.000
1.000      1.000      69.99      0.000      0.000     DI2_165_168_L_0
  34 D   14.89      1.0017E-03   32.00      74.43      105.6      74.43            V-C   2.1364E+04 -6.600      0.000
1.000      1.000      74.43      0.000      0.000     DI2_165_168_L_0
  35 D   15.77      1.0499E-03   35.20      78.83      108.8      78.83            V-C   2.1364E+04 -6.800      0.000
1.000      1.000      78.83      0.000      0.000     DI2_165_168_L_0
  36 D   16.64      1.0978E-03   38.40      83.20      112.0      83.20            V-C   2.1364E+04 -7.000      0.000
1.000      1.000      83.20      0.000      0.000     DI2_165_168_L_0
  37 D   17.51      1.1456E-03   41.60      87.55      115.2      87.55            V-C   2.1364E+04 -7.200      0.000
1.000      1.000      87.55      0.000      0.000     DI2_165_168_L_0
  38 D   13.78      1.1934E-03   44.80      91.88      118.4      91.88            V-C   2.1364E+04 -7.400      0.000
1.000      1.000      91.88      0.000      0.000     DI2_165_168_L_0
  39 D   4.702      1.2173E-03   46.40      94.03      120.0      94.03            V-C   2.1364E+04 -7.500      0.000
1.000      1.000      94.03      0.000      0.000     DI2_165_168_L_0
```

```
+-----------------------------------------------------------------------------------------------------------------+
|                  PARATIEPLUS(TM)   NLS ENGINE RELEASE  2018.0    FULL VERSION  *Build date:Nov 13, 2017*          |
|                                                                                                                 |
|                                   NewProject.BaseDesignSection_28.SISMICAGEO_1273                                |
|                                  Exe Time : 4 September 2018 18:01:33                                            |
+-----------------------------------------------------------------------------------------------------------------+
New Project


S T R E S S   R E S U L T S   F O R   G R O U P   N O.   3

WallElement_33                                                :
ELEMENT TYPE    2 NO.OF ELEMENTS. IN THIS GROUP   38
C U R R E N T   T I M E   I S     4.0000

 WALL2D ELEMENT

   EL      TA          TB          MA          MB
-----------------------------------------------------
    1 -120.34      120.34     2.79246E-11 -24.068
    2 -118.81      118.81      24.068     -47.829
    3 -114.81      114.81      47.829     -70.792
    4 -108.35      108.35      70.792     -92.461
    5 -99.408      99.408      92.461     -112.34
    6 -87.998      87.998      112.34     -129.94
    7 -77.007      77.007      129.94     -145.34
    8 -66.453      66.453      145.34     -158.63
    9 -56.251      56.251      158.63     -169.88
   10 -46.383      46.383      169.88     -179.16
   11 -36.831      36.831      179.16     -186.53
   12 -27.576      27.576      186.53     -192.04
   13 -18.598      18.598      192.04     -195.76
   14 -9.8761      9.8761      195.76     -197.74
   15 -1.3906      1.3906      197.74     -198.01
   16  6.8796     -6.8796      198.01     -196.64
   17  14.955     -14.955      196.64     -193.65
   18  22.856     -22.856      193.65     -189.08
   19  30.600     -30.600      189.08     -182.96
   20  38.207     -38.207      182.96     -175.32
   21  45.696     -45.696      175.32     -166.18
   22  53.085     -53.085      166.18     -155.56
   23  60.391     -60.391      155.56     -143.48
   24  67.630     -67.630      143.48     -129.95
   25  72.777     -72.777      129.95     -115.40
   26  73.197     -73.197      115.40     -100.76
   27  71.491     -71.491      100.76     -86.462
   28  68.477     -68.477      86.462     -72.767
   29  64.663     -64.663      72.767     -59.834
   30  60.134     -60.134      59.834     -47.807
   31  54.911     -54.911      47.807     -36.825
   32  49.015     -49.015      36.825     -27.022
   33  42.458     -42.458      27.022     -18.531
   34  35.252     -35.252      18.531     -11.480
   35  27.405     -27.405      11.480     -5.9990
   36  18.925     -18.925      5.9990     -2.2141
   37  9.8144     -9.8144      2.2141    -0.25122
   38  2.5121     -2.5121     0.25122     8.15175E-11
```

```
+-------------------------------------------------------------------------------------------------------------------------------+
|                   PARATIEPLUS(TM)   NLS ENGINE RELEASE  2018.0    FULL VERSION  *Build date:Nov 13, 2017*                    |
|                                                                                                                               |
|                                    NewProject.BaseDesignSection_28.SISMICAGEO_1273                                            |
|                                   Exe Time : 4 September 2018 18:01:33                                                        |
+-------------------------------------------------------------------------------------------------------------------------------+
New Project


S T R E S S    R E S U L T S    F O R    G R O U P    N O.    4

Tieback_175                                                  :
ELEMENT TYPE    6 NO.OF ELEMENTS. IN THIS GROUP    1
C U R R E N T    T I M E    I S      4.0000

 POST-TENSION 2D-BOUNDARY ELEMENT

         EL    FORCE          d0          EDISPL     pl. eps          K     -ve limit   +ve limit
-------------------------------------------------------------------------------------------------------
 ANCHOR    1   138.98     -1.80785E-03 -1.52606E-03   0.0000       1689.0       0.0000       0.0000     ELASTIC  ORIGINAL
YOUNG MODULUS

 ITER     0 RNORM = 0.000     RMNORM= 0.000
             RINORM=0.3070E+06 RIMNOR=0.1303E+07
             RENORM= 10.82     REMNOR=0.3082E-19 RATIO =0.5937E-02 TOLER =0.1000E-03  NOT CONVERGED
             RFMAX = 120.4     RMMAX = 198.0
             RTSMAL=0.1000E-02 RMSMAL=0.1000E-02
             RDT   =0.3070E+06 RDR   =0.1303E+07
             RATIOT=0.5937E-02 RATIOR= 0.000
             MAX UN=0.9370     IEQ=    41 NODE     21 DOF   1  Y-DISPL.F
             MIN UN=-1.436     IEQ=    47 NODE     24 DOF   1  Y-DISPL.F
             NO. OF CONTACT CONSTRAINT VIOLATIONS     0


 ITER     2 RNORM = 0.000     RMNORM= 0.000
             RINORM=0.3070E+06 RIMNOR=0.1303E+07
             RENORM=0.4887E-01 REMNOR=0.4790E-19 RATIO =0.3990E-03 TOLER =0.1000E-03  NOT CONVERGED
             RFMAX = 120.4     RMMAX = 198.0
             RTSMAL=0.1000E-02 RMSMAL=0.1000E-02
             RDT   =0.3070E+06 RDR   =0.1303E+07
             RATIOT=0.3990E-03 RATIOR= 0.000
             MAX UN=0.2117     IEQ=     1 NODE      1 DOF   1  Y-DISPL.F
             MIN UN=-.3175E-08 IEQ=    75 NODE     38 DOF   1  Y-DISPL.F
             NO. OF CONTACT CONSTRAINT VIOLATIONS     0


 ITER     3 RNORM = 0.000     RMNORM= 0.000
             RINORM=0.3070E+06 RIMNOR=0.1303E+07
             RENORM=0.2207E-05 REMNOR=0.4396E-19 RATIO =0.2681E-05 TOLER =0.1000E-03      CONVERGED !
             RFMAX = 120.4     RMMAX = 198.0
             RTSMAL=0.1000E-02 RMSMAL=0.1000E-02
             RDT   =0.3070E+06 RDR   =0.1303E+07
             RATIOT=0.2681E-05 RATIOR= 0.000
             MAX UN=0.1211E-02 IEQ=    69 NODE     35 DOF   1  Y-DISPL.F
             MIN UN=-.2441E-08 IEQ=    75 NODE     38 DOF   1  Y-DISPL.F
             NO. OF CONTACT CONSTRAINT VIOLATIONS     0
```

```
+-------------------------------------------------------------------------------------------------------------------------+
|                   PARATIEPLUS(TM)   NLS ENGINE RELEASE  2018.0    FULL VERSION  *Build date:Nov 13, 2017*              |
|                                                                                                                         |
|                                    NewProject.BaseDesignSection_28.SISMICAGEO_1273                                      |
|                                   Exe Time : 4 September 2018 18:01:33                                                  |
+-------------------------------------------------------------------------------------------------------------------------+
New Project
SOLUTION REACHED USING     3 ITERATIONS ON   40

P R I N T   O U T   F O R   T I M E   S T E P    5     ( AT TIME   5.000     )

PRINT OUT OF ACTIVE COMPONENTS (FIXED NODES ARE NOT PRINTED OUT)

          Y-DISPL.F        X-ROT. F
            (02)             (04)           (
    1  -1.4992453E-03   5.6075311E-04
    2  -1.3871599E-03   5.5977477E-04
    3  -1.2754652E-03   5.5684840E-04
    4  -1.1645479E-03   5.5201157E-04
    5  -1.0547827E-03   5.4534260E-04
    6  -9.4652500E-04   5.3696089E-04
    7  -8.4010184E-04   5.2702709E-04
    8  -7.3580574E-04   5.1571969E-04
    9  -6.3389402E-04   5.0321148E-04
   10  -5.3459000E-04   4.8967048E-04
   11  -4.3808374E-04   4.7526087E-04
   12  -3.4453286E-04   4.6014310E-04
   13  -2.5406326E-04   4.4447393E-04
   14  -1.6676983E-04   4.2840660E-04
   15  -8.2717168E-05   4.1209104E-04
   16  -1.9401743E-06   3.9567411E-04
   17   7.5555699E-05   3.7929974E-04
   18   1.4979240E-04   3.6310967E-04
   19   2.2082114E-04   3.4724318E-04
   20   2.8872040E-04   3.3183762E-04
   21   3.5359564E-04   3.1702864E-04
   22   4.1558023E-04   3.0295013E-04
   23   4.7483309E-04   2.8973267E-04
   24   5.3153902E-04   2.7750111E-04
   25   5.8590629E-04   2.6636085E-04
   26   6.3816151E-04   2.5639281E-04
   27   6.8854362E-04   2.4763164E-04
   28   7.3729304E-04   2.4005741E-04
   29   7.8464276E-04   2.3362573E-04
   30   8.3081558E-04   2.2827764E-04
   31   8.7602135E-04   2.2394257E-04
   32   9.2045449E-04   2.2053909E-04
   33   9.6429273E-04   2.1797516E-04
   34   1.0076937E-03   2.1614853E-04
   35   1.0507938E-03   2.1494690E-04
   36   1.0937060E-03   2.1424806E-04
   37   1.1365176E-03   2.1392017E-04
   38   1.1792891E-03   2.1382188E-04
   39   1.2006716E-03   2.1381688E-04
```

```
+-------------------------------------------------------------------------------------------------------------------------------+
|                   PARATIEPLUS(TM)   NLS ENGINE RELEASE  2018.0    FULL VERSION  *Build date:Nov 13, 2017*                    |
|                                                                                                                               |
|                                    NewProject.BaseDesignSection_28.SISMICAGEO_1273                                            |
|                                   Exe Time : 4 September 2018 18:01:33                                                        |
+-------------------------------------------------------------------------------------------------------------------------------+
New Project


S T R E S S   R E S U L T S   F O R   G R O U P   N O.   1

0_L                                                              :
ELEMENT TYPE    5 NO.OF ELEMENTS. IN THIS GROUP   39
C U R R E N T   T I M E   I S      5.0000

 HARDENING 2D SOIL ELEMENT

 ****** TOTAL STRESS FORMULATION *****

  EL *   FORCE     DISPL-Y  VERTICAL-P  HORIZON.-P     MAX-V-P     MAX-H-P           STATE   STIFFNESS Z-LEVEL      PORE
E FACTOR    UFACTOR       Peq           Su_a         Su_p     LAYER
 ------------------------------------------------------------------------------------------------------------------------------
-------------------------------------------------------------------------------------------
   1 D  1.9809E-03  1.4992E-03  4.8433E-02  1.9809E-02  4.8433E-02   1.745          ACTIVE   0.000       0.000       0.000
1.000       1.000      1.9809E-02   0.000       0.000     DI1_164_167_L_0
   2 D   1.065      1.3872E-03   3.292       5.324       3.292       12.74          UL-RL  1.5008E+04 -0.2000       0.000
1.000       1.000       5.324       0.000       0.000     DI1_164_167_L_0
   3 D   3.565      1.2755E-03   6.697       17.83       6.697       25.30          UL-RL  1.5008E+04 -0.4000       0.000
1.000       1.000       17.83       0.000       0.000     DI1_164_167_L_0
   4 D   6.087      1.1645E-03   10.31       30.43       10.31       37.87          UL-RL  1.5008E+04 -0.6000       0.000
1.000       1.000       30.43       0.000       0.000     DI1_164_167_L_0
   5 D   8.625      1.0548E-03   14.07       43.13       14.07       50.44          UL-RL  1.5008E+04 -0.8000       0.000
1.000       1.000       43.13       0.000       0.000     DI1_164_167_L_0
   6 D   11.17      9.4652E-04   17.90       55.85       17.90       63.02          UL-RL  1.5008E+04  -1.000       0.000
1.000       1.000       55.85       0.000       0.000     DI1_164_167_L_0
   7 D   10.83      8.4010E-04   21.73       54.13       21.73       61.14          UL-RL  1.5008E+04  -1.200       0.000
1.000       1.000       54.13       0.000       0.000     DI1_164_167_L_0
   8 D   10.47      7.3581E-04   25.62       52.34       25.62       59.17          UL-RL  1.5008E+04  -1.400       0.000
1.000       1.000       52.34       0.000       0.000     DI1_164_167_L_0
   9 D   10.23      6.3389E-04   29.90       51.17       29.90       57.63          UL-RL  1.5008E+04  -1.600       0.000
1.000       1.000       51.17       0.000       0.000     DI1_164_167_L_0
  10 D   10.00      5.3459E-04   33.99       50.00       33.99       56.17          UL-RL  1.5008E+04  -1.800       0.000
1.000       1.000       50.00       0.000       0.000     DI1_164_167_L_0
  11 D   9.770      4.3808E-04   37.95       48.85       37.95       54.80          UL-RL  1.5008E+04  -2.000       0.000
1.000       1.000       48.85       0.000       0.000     DI1_164_167_L_0
  12 D   9.548      3.4453E-04   41.79       47.74       41.79       53.53          UL-RL  1.5008E+04  -2.200       0.000
1.000       1.000       47.74       0.000       0.000     DI1_164_167_L_0
  13 D   9.336      2.5406E-04   45.54       46.68       45.54       52.35          UL-RL  1.5008E+04  -2.400       0.000
1.000       1.000       46.68       0.000       0.000     DI1_164_167_L_0
  14 D   9.139      1.6677E-04   49.23       45.69       49.23       51.27          UL-RL  1.5008E+04  -2.600       0.000
1.000       1.000       45.69       0.000       0.000     DI1_164_167_L_0
  15 D   8.957      8.2717E-05   52.86       44.78       52.86       50.28          UL-RL  1.5008E+04  -2.800       0.000
1.000       1.000       44.78       0.000       0.000     DI1_164_167_L_0
  16 D   8.791      1.9402E-06   56.44       43.95       56.44       49.40          UL-RL  1.5008E+04  -3.000       0.000
1.000       1.000       43.95       0.000       0.000     DI1_164_167_L_0
  17 D   8.654     -7.5556E-05   60.12       43.27       60.12       48.62          UL-RL  1.5008E+04  -3.200       0.000
1.000       1.000       43.27       0.000       0.000     DI1_164_167_L_0
  18 D   8.521     -1.4979E-04   63.63       42.60       63.63       47.94          UL-RL  1.5008E+04  -3.400       0.000
1.000       1.000       42.60       0.000       0.000     DI1_164_167_L_0
  19 D   8.404     -2.2082E-04   67.11       42.02       67.11       47.37          UL-RL  1.5008E+04  -3.600       0.000
1.000       1.000       42.02       0.000       0.000     DI1_164_167_L_0
  20 D   8.304     -2.8872E-04   70.57       41.52       70.57       46.89          UL-RL  1.5008E+04  -3.800       0.000
1.000       1.000       41.52       0.000       0.000     DI1_164_167_L_0
  21 D   8.211     -3.5360E-04   73.91       41.06       73.91       46.50          UL-RL  1.5008E+04  -4.000       0.000
1.000       1.000       41.06       0.000       0.000     DI1_164_167_L_0
  22 D   8.145     -4.1558E-04   77.35       40.73       77.35       46.20          UL-RL  1.5008E+04  -4.200       0.000
1.000       1.000       40.73       0.000       0.000     DI1_164_167_L_0
  23 D   8.095     -4.7483E-04   80.76       40.47       80.76       45.97          UL-RL  1.5008E+04  -4.400       0.000
1.000       1.000       40.47       0.000       0.000     DI1_164_167_L_0
  24 D   8.059     -5.3154E-04   84.16       40.29       84.16       45.83          UL-RL  1.5008E+04  -4.600       0.000
1.000       1.000       40.29       0.000       0.000     DI1_164_167_L_0
```

```
  25 D   8.036     -5.8591E-04   87.56       40.18       87.56       45.75          UL-RL  1.5008E+04  -4.800       0.000
1.000       1.000       40.18       0.000       0.000     DI1_164_167_L_0
  26 D   6.517     -6.3816E-04   90.94       32.58       90.94       48.73        ACTIVE   0.000       -5.000       0.000
1.000       1.000       32.58       0.000       0.000     DI2_165_168_L_0
  27 D   6.737     -6.8854E-04   93.92       33.68       93.92       47.11        ACTIVE   0.000       -5.200       0.000
1.000       1.000       33.68       0.000       0.000     DI2_165_168_L_0
  28 D   6.958     -7.3729E-04   96.92       34.79       96.92       46.82        ACTIVE   0.000       -5.400       0.000
1.000       1.000       34.79       0.000       0.000     DI2_165_168_L_0
  29 D   7.205     -7.8464E-04   99.93       36.02       99.93       48.45          UL-RL  3.5824E+04  -5.600       0.000
1.000       1.000       36.02       0.000       0.000     DI2_165_168_L_0
  30 D   7.458     -8.3082E-04   103.0       37.29       103.0       50.07          UL-RL  3.5824E+04  -5.800       0.000
1.000       1.000       37.29       0.000       0.000     DI2_165_168_L_0
  31 D   7.712     -8.7602E-04   106.0       38.56       106.0       51.69          UL-RL  3.5824E+04  -6.000       0.000
1.000       1.000       38.56       0.000       0.000     DI2_165_168_L_0
  32 D   7.968     -9.2045E-04   109.0       39.84       109.0       53.30          UL-RL  3.5824E+04  -6.200       0.000
1.000       1.000       39.84       0.000       0.000     DI2_165_168_L_0
  33 D   8.224     -9.6429E-04   112.1       41.12       112.1       54.92          UL-RL  3.5824E+04  -6.400       0.000
1.000       1.000       41.12       0.000       0.000     DI2_165_168_L_0
  34 D   8.481     -1.0077E-03   115.1       42.41       115.1       56.53          UL-RL  3.5824E+04  -6.600       0.000
1.000       1.000       42.41       0.000       0.000     DI2_165_168_L_0
  35 D   8.739     -1.0508E-03   118.2       43.70       118.2       58.14          UL-RL  3.5824E+04  -6.800       0.000
1.000       1.000       43.70       0.000       0.000     DI2_165_168_L_0
  36 D   8.998     -1.0937E-03   121.3       44.99       121.3       59.74          UL-RL  3.5824E+04  -7.000       0.000
1.000       1.000       44.99       0.000       0.000     DI2_165_168_L_0
  37 D   9.257     -1.1365E-03   124.4       46.29       124.4       61.35          UL-RL  3.5824E+04  -7.200       0.000
1.000       1.000       46.29       0.000       0.000     DI2_165_168_L_0
  38 D   7.138     -1.1793E-03   127.5       47.59       127.5       62.95          UL-RL  3.5824E+04  -7.400       0.000
1.000       1.000       47.59       0.000       0.000     DI2_165_168_L_0
  39 D   2.412     -1.2007E-03   129.0       48.24       129.0       63.75          UL-RL  3.5824E+04  -7.500       0.000
1.000       1.000       48.24       0.000       0.000     DI2_165_168_L_0
```

```
+-----------------------------------------------------------------------------------------------------------------------+
|                  PARATIEPLUS(TM)   NLS ENGINE RELEASE  2018.0    FULL VERSION  *Build date:Nov 13, 2017*              |
|                                                                                                                       |
|                                   NewProject.BaseDesignSection_28.SISMICAGEO_1273                                     |
|                                  Exe Time : 4 September 2018 18:01:33                                                 |
+-----------------------------------------------------------------------------------------------------------------------+
New Project


S T R E S S   R E S U L T S   F O R   G R O U P   N O.   2

0_R                                                                  :
ELEMENT TYPE    5 NO.OF ELEMENTS. IN THIS GROUP   39
C U R R E N T   T I M E   I S     5.0000

 HARDENING 2D SOIL ELEMENT

 ****** TOTAL STRESS FORMULATION *****

 EL *   FORCE     DISPL-Y  VERTICAL-P  HORIZON.-P     MAX-V-P     MAX-H-P          STATE   STIFFNESS Z-LEVEL      PORE
E FACTOR    UFACTOR       Peq          Su_a        Su_p     LAYER
 ---------------------------------------------------------------------------------------------------------------------------
-----------------------------------------------------------------------------------------------
   1     0.000         --          --          --          --          --          REMOVED     --        0.000       0.000
1.000       1.000       0.000       0.000       0.000     not available
   2     0.000         --          --          --          --          --          REMOVED     --      -0.2000       0.000
1.000       1.000       0.000       0.000       0.000     not available
   3     0.000         --          --          --          --          --          REMOVED     --      -0.4000       0.000
1.000       1.000       0.000       0.000       0.000     not available
   4     0.000         --          --          --          --          --          REMOVED     --      -0.6000       0.000
1.000       1.000       0.000       0.000       0.000     not available
   5     0.000         --          --          --          --          --          REMOVED     --      -0.8000       0.000
1.000       1.000       0.000       0.000       0.000     not available
   6     0.000         --          --          --          --          --          REMOVED     --       -1.000       0.000
1.000       1.000       0.000       0.000       0.000     not available
   7     0.000         --          --          --          --          --          REMOVED     --       -1.200       0.000
1.000       1.000       0.000       0.000       0.000     not available
   8     0.000         --          --          --          --          --          REMOVED     --       -1.400       0.000
1.000       1.000       0.000       0.000       0.000     not available
   9     0.000         --          --          --          --          --          REMOVED     --       -1.600       0.000
1.000       1.000       0.000       0.000       0.000     not available
  10     0.000         --          --          --          --          --          REMOVED     --       -1.800       0.000
1.000       1.000       0.000       0.000       0.000     not available
  11     0.000         --          --          --          --          --          REMOVED     --       -2.000       0.000
1.000       1.000       0.000       0.000       0.000     not available
  12     0.000         --          --          --          --          --          REMOVED     --       -2.200       0.000
1.000       1.000       0.000       0.000       0.000     not available
  13     0.000         --          --          --          --          --          REMOVED     --       -2.400       0.000
1.000       1.000       0.000       0.000       0.000     not available
  14     0.000         --          --          --          --          --          REMOVED     --       -2.600       0.000
1.000       1.000       0.000       0.000       0.000     not available
  15     0.000         --          --          --          --          --          REMOVED     --       -2.800       0.000
1.000       1.000       0.000       0.000       0.000     not available
  16     0.000         --          --          --          --          --          REMOVED     --       -3.000       0.000
1.000       1.000       0.000       0.000       0.000     not available
  17     0.000         --          --          --          --          --          REMOVED     --       -3.200       0.000
1.000       1.000       0.000       0.000       0.000     not available
  18     0.000         --          --          --          --          --          REMOVED     --       -3.400       0.000
1.000       1.000       0.000       0.000       0.000     not available
  19     0.000         --          --          --          --          --          REMOVED     --       -3.600       0.000
1.000       1.000       0.000       0.000       0.000     not available
  20     0.000         --          --          --          --          --          REMOVED     --       -3.800       0.000
1.000       1.000       0.000       0.000       0.000     not available
  21     0.000         --          --          --          --          --          REMOVED     --       -4.000       0.000
1.000       1.000       0.000       0.000       0.000     not available
  22 D  0.2728      4.1558E-04   1.600       1.364       1.600       1.364            V-C   8466.      -4.200       0.000
1.000       1.000       1.364       0.000       0.000     DI1_164_167_L_0
  23 D  0.5843      4.7483E-04   4.800       2.922       4.800       2.922            V-C   8466.      -4.400       0.000
1.000       1.000       2.922       0.000       0.000     DI1_164_167_L_0
  24 D   2.580      5.3154E-04   8.000       12.90       73.60       40.30          UL-RL  1.3546E+04  -4.600       0.000
1.000       1.000       12.90       0.000       0.000     DI1_164_167_L_0
```

```
  25 D   3.543      5.8591E-04   11.20      17.72      76.80      41.93          UL-RL  1.3546E+04  -4.800       0.000
1.000      1.000       17.72       0.000      0.000     DI1_164_167_L_0
  26 D   6.747      6.3816E-04   14.40      33.73      80.00      43.57          UL-RL  2.9156E+04  -5.000       0.000
1.000      1.000       33.73       0.000      0.000     DI2_165_168_L_0
  27 D   8.951      6.8854E-04   17.60      44.76      83.20      45.20          UL-RL  2.9156E+04  -5.200       0.000
1.000      1.000       44.76       0.000      0.000     DI2_165_168_L_0
  28 D   10.22      7.3729E-04   20.80      51.10      86.40      51.10            V-C  1.8222E+04  -5.400       0.000
1.000      1.000       51.10       0.000      0.000     DI2_165_168_L_0
  29 D   11.21      7.8464E-04   24.00      56.05      89.60      56.05            V-C  1.8222E+04  -5.600       0.000
1.000      1.000       56.05       0.000      0.000     DI2_165_168_L_0
  30 D   12.15      8.3082E-04   27.20      60.74      92.80      60.74            V-C  1.8222E+04  -5.800       0.000
1.000      1.000       60.74       0.000      0.000     DI2_165_168_L_0
  31 D   13.06      8.7602E-04   30.40      65.30      96.00      65.30            V-C  1.8222E+04  -6.000       0.000
1.000      1.000       65.30       0.000      0.000     DI2_165_168_L_0
  32 D   13.96      9.2045E-04   33.60      69.78      99.20      69.78            V-C  1.8222E+04  -6.200       0.000
1.000      1.000       69.78       0.000      0.000     DI2_165_168_L_0
  33 D   14.84      9.6429E-04   36.80      74.19      102.4      74.19          UL-RL  2.9156E+04  -6.400       0.000
1.000      1.000       74.19       0.000      0.000     DI2_165_168_L_0
  34 D   15.71      1.0077E-03   40.00      78.54      105.6      78.55          UL-RL  2.9156E+04  -6.600       0.000
1.000      1.000       78.54       0.000      0.000     DI2_165_168_L_0
  35 D   16.57      1.0508E-03   43.20      82.84      108.8      82.86          UL-RL  2.9156E+04  -6.800       0.000
1.000      1.000       82.84       0.000      0.000     DI2_165_168_L_0
  36 D   17.42      1.0937E-03   46.40      87.08      112.0      87.20          UL-RL  2.9156E+04  -7.000       0.000
1.000      1.000       87.08       0.000      0.000     DI2_165_168_L_0
  37 D   18.26      1.1365E-03   49.60      91.28      115.2      91.55          UL-RL  2.9156E+04  -7.200       0.000
1.000      1.000       91.28       0.000      0.000     DI2_165_168_L_0
  38 D   14.32      1.1793E-03   52.80      95.46      118.4      95.88          UL-RL  2.9156E+04  -7.400       0.000
1.000      1.000       95.46       0.000      0.000     DI2_165_168_L_0
  39 D   4.877      1.2007E-03   54.40      97.55      120.0      98.03          UL-RL  2.9156E+04  -7.500       0.000
1.000      1.000       97.55       0.000      0.000     DI2_165_168_L_0
```

```
+-------------------------------------------------------------------------------------------------------------------------+
|                   PARATIEPLUS(TM)   NLS ENGINE RELEASE  2018.0    FULL VERSION  *Build date:Nov 13, 2017*              |
|                                                                                                                         |
|                                    NewProject.BaseDesignSection_28.SISMICAGEO_1273                                      |
|                                   Exe Time : 4 September 2018 18:01:33                                                  |
+-------------------------------------------------------------------------------------------------------------------------+
New Project


S T R E S S   R E S U L T S   F O R   G R O U P   N O.   3

WallElement_33                                                  :
ELEMENT TYPE    2 NO.OF ELEMENTS. IN THIS GROUP   38
C U R R E N T   T I M E   I S     5.0000

 WALL2D ELEMENT

   EL      TA          TB          MA          MB
-------------------------------------------------------
    1 -120.56      120.56     2.20290E-12 -24.111
    2 -119.49      119.49      24.111     -48.010
    3 -115.93      115.93      48.010     -71.195
    4 -109.84      109.84      71.195     -93.163
    5 -101.22      101.22      93.163     -113.41
    6 -90.044      90.044      113.41     -131.42
    7 -79.219      79.219      131.42     -147.26
    8 -68.751      68.751      147.26     -161.01
    9 -58.517      58.517      161.01     -172.71
   10 -48.517      48.517      172.71     -182.42
   11 -38.747      38.747      182.42     -190.17
   12 -29.200      29.200      190.17     -196.01
   13 -19.863      19.863      196.01     -199.98
   14 -10.724      10.724      199.98     -202.12
   15 -1.7678      1.7678      202.12     -202.48
   16  7.0228     -7.0228      202.48     -201.07
   17  15.677     -15.677      201.07     -197.94
   18  24.197     -24.197      197.94     -193.10
   19  32.601     -32.601      193.10     -186.58
   20  40.905     -40.905      186.58     -178.40
   21  49.116     -49.116      178.40     -168.57
   22  56.989     -56.989      168.57     -157.18
   23  64.499     -64.499      157.18     -144.28
   24  69.978     -69.978      144.28     -130.28
   25  74.471     -74.471      130.28     -115.39
   26  74.241     -74.241      115.39     -100.54
   27  72.027     -72.027      100.54     -86.132
   28  68.766     -68.766      86.132     -72.379
   29  64.760     -64.760      72.379     -59.427
   30  60.071     -60.071      59.427     -47.412
   31  54.723     -54.723      47.412     -36.468
   32  48.734     -48.734      36.468     -26.721
   33  42.121     -42.121      26.721     -18.297
   34  34.894     -34.894      18.297     -11.318
   35  27.064     -27.064      11.318     -5.9051
   36  18.646     -18.646      5.9051     -2.1759
   37  9.6469     -9.6469      2.1759    -0.24656
   38  2.4655     -2.4655     0.24656     1.18977E-10
```

```
+-------------------------------------------------------------------------------------------------------------------------------+
|                   PARATIEPLUS(TM)   NLS ENGINE RELEASE  2018.0    FULL VERSION  *Build date:Nov 13, 2017*                    |
|                                                                                                                               |
|                                    NewProject.BaseDesignSection_28.SISMICAGEO_1273                                            |
|                                   Exe Time : 4 September 2018 18:01:33                                                        |
+-------------------------------------------------------------------------------------------------------------------------------+
New Project


S T R E S S    R E S U L T S    F O R    G R O U P    N O.    4

Tieback_175                                                 :
ELEMENT TYPE    6 NO.OF ELEMENTS. IN THIS GROUP    1
C U R R E N T    T I M E    I S      5.0000

 POST-TENSION 2D-BOUNDARY ELEMENT

         EL    FORCE          d0          EDISPL     pl. eps          K     -ve limit   +ve limit
-------------------------------------------------------------------------------------------------------
 ANCHOR    1   139.21     -1.80785E-03 -1.38778E-03   0.0000       1689.0       0.0000       0.0000     ELASTIC  ORIGINAL
YOUNG MODULUS

 ITER     0 RNORM = 0.000     RMNORM= 0.000
             RINORM=0.3176E+06 RIMNOR=0.1345E+07
             RENORM=0.2207E-05 REMNOR=0.4396E-19 RATIO =0.2636E-05 TOLER =0.1000E-03      CONVERGED !
             RFMAX = 120.6     RMMAX = 202.5
             RTSMAL=0.1000E-02 RMSMAL=0.1000E-02
             RDT   =0.3176E+06 RDR   =0.1345E+07
             RATIOT=0.2636E-05 RATIOR= 0.000
             MAX UN=0.1211E-02 IEQ=    69 NODE     35 DOF   1  Y-DISPL.F
             MIN UN=-.2441E-08 IEQ=    75 NODE     38 DOF   1  Y-DISPL.F
             NO. OF CONTACT CONSTRAINT VIOLATIONS     0


 ITER     1 RNORM = 0.000     RMNORM= 0.000
             RINORM=0.3176E+06 RIMNOR=0.1345E+07
             RENORM=0.2126E-07 REMNOR=0.2883E-19 RATIO =0.2587E-06 TOLER =0.1000E-03      CONVERGED !
             RFMAX = 120.6     RMMAX = 202.5
             RTSMAL=0.1000E-02 RMSMAL=0.1000E-02
             RDT   =0.3176E+06 RDR   =0.1345E+07
             RATIOT=0.2587E-06 RATIOR= 0.000
             MAX UN=0.9746E-04 IEQ=    55 NODE     28 DOF   1  Y-DISPL.F
             MIN UN=-.1164E-08 IEQ=     5 NODE      3 DOF   1  Y-DISPL.F
             NO. OF CONTACT CONSTRAINT VIOLATIONS     0


 ITER     2 RNORM = 0.000     RMNORM= 0.000
             RINORM=0.3176E+06 RIMNOR=0.1345E+07
             RENORM=0.8102E-16 REMNOR=0.1554E-18 RATIO =0.1597E-10 TOLER =0.1000E-03      CONVERGED !
             RFMAX = 120.6     RMMAX = 202.5
             RTSMAL=0.1000E-02 RMSMAL=0.1000E-02
             RDT   =0.3176E+06 RDR   =0.1345E+07
             RATIOT=0.1597E-10 RATIOR= 0.000
             MAX UN=0.5947E-08 IEQ=    77 NODE     39 DOF   1  Y-DISPL.F
             MIN UN=-.6606E-08 IEQ=    75 NODE     38 DOF   1  Y-DISPL.F
             NO. OF CONTACT CONSTRAINT VIOLATIONS     0
```

```
+-------------------------------------------------------------------------------------------------------------------------+
|                   PARATIEPLUS(TM)   NLS ENGINE RELEASE  2018.0    FULL VERSION  *Build date:Nov 13, 2017*              |
|                                                                                                                         |
|                                    NewProject.BaseDesignSection_28.SISMICAGEO_1273                                      |
|                                   Exe Time : 4 September 2018 18:01:33                                                  |
+-------------------------------------------------------------------------------------------------------------------------+
New Project
SOLUTION REACHED USING     2 ITERATIONS ON   40

P R I N T   O U T   F O R   T I M E   S T E P    6     ( AT TIME   6.000     )

PRINT OUT OF ACTIVE COMPONENTS (FIXED NODES ARE NOT PRINTED OUT)

          Y-DISPL.F        X-ROT. F
            (02)             (04)           (
    1  -1.4992540E-03   5.6075677E-04
    2  -1.3871679E-03   5.5977843E-04
    3  -1.2754725E-03   5.5685206E-04
    4  -1.1645544E-03   5.5201523E-04
    5  -1.0547885E-03   5.4534627E-04
    6  -9.4653008E-04   5.3696457E-04
    7  -8.4010619E-04   5.2703077E-04
    8  -7.3580934E-04   5.1572337E-04
    9  -6.3389689E-04   5.0321518E-04
   10  -5.3459212E-04   4.8967419E-04
   11  -4.3808512E-04   4.7526460E-04
   12  -3.4453349E-04   4.6014685E-04
   13  -2.5406314E-04   4.4447769E-04
   14  -1.6676896E-04   4.2841039E-04
   15  -8.2715534E-05   4.1209486E-04
   16  -1.9377738E-06   3.9567796E-04
   17   7.5558872E-05   3.7930362E-04
   18   1.4979635E-04   3.6311358E-04
   19   2.2082588E-04   3.4724713E-04
   20   2.8872593E-04   3.3184161E-04
   21   3.5360197E-04   3.1703267E-04
   22   4.1558737E-04   3.0295420E-04
   23   4.7484105E-04   2.8973679E-04
   24   5.3154781E-04   2.7750526E-04
   25   5.8591591E-04   2.6636505E-04
   26   6.3817198E-04   2.5639705E-04
   27   6.8855494E-04   2.4763592E-04
   28   7.3730522E-04   2.4006173E-04
   29   7.8465580E-04   2.3363008E-04
   30   8.3082950E-04   2.2828202E-04
   31   8.7603614E-04   2.2394697E-04
   32   9.2047017E-04   2.2054349E-04
   33   9.6430929E-04   2.1797956E-04
   34   1.0077111E-03   2.1615292E-04
   35   1.0508121E-03   2.1495126E-04
   36   1.0937252E-03   2.1425240E-04
   37   1.1365376E-03   2.1392450E-04
   38   1.1793101E-03   2.1382621E-04
   39   1.2006930E-03   2.1382120E-04
```

```
+-------------------------------------------------------------------------------------------------------------------------------+
|                   PARATIEPLUS(TM)   NLS ENGINE RELEASE  2018.0    FULL VERSION  *Build date:Nov 13, 2017*                    |
|                                                                                                                               |
|                                    NewProject.BaseDesignSection_28.SISMICAGEO_1273                                            |
|                                   Exe Time : 4 September 2018 18:01:33                                                        |
+-------------------------------------------------------------------------------------------------------------------------------+
New Project


S T R E S S   R E S U L T S   F O R   G R O U P   N O.   1

0_L                                                              :
ELEMENT TYPE    5 NO.OF ELEMENTS. IN THIS GROUP   39
C U R R E N T   T I M E   I S      6.0000

 HARDENING 2D SOIL ELEMENT

 ****** TOTAL STRESS FORMULATION *****

  EL *   FORCE     DISPL-Y  VERTICAL-P  HORIZON.-P     MAX-V-P     MAX-H-P           STATE   STIFFNESS Z-LEVEL      PORE
E FACTOR    UFACTOR       Peq           Su_a         Su_p     LAYER
 ------------------------------------------------------------------------------------------------------------------------------
-------------------------------------------------------------------------------------------
   1 D  1.9940E-03  1.4993E-03  4.8433E-02  1.9940E-02  4.8433E-02   1.745          UL-RL  1.5008E+04   0.000       0.000
1.000       1.000      1.9940E-02   0.000       0.000     DI1_164_167_L_0
   2 D   1.065      1.3872E-03   3.292       5.324       3.292       12.74          UL-RL  1.5008E+04 -0.2000       0.000
1.000       1.000       5.324       0.000       0.000     DI1_164_167_L_0
   3 D   3.565      1.2755E-03   6.697       17.83       6.697       25.30          UL-RL  1.5008E+04 -0.4000       0.000
1.000       1.000       17.83       0.000       0.000     DI1_164_167_L_0
   4 D   6.087      1.1646E-03   10.31       30.43       10.31       37.87          UL-RL  1.5008E+04 -0.6000       0.000
1.000       1.000       30.43       0.000       0.000     DI1_164_167_L_0
   5 D   8.625      1.0548E-03   14.07       43.13       14.07       50.44          UL-RL  1.5008E+04 -0.8000       0.000
1.000       1.000       43.13       0.000       0.000     DI1_164_167_L_0
   6 D   11.17      9.4653E-04   17.90       55.85       17.90       63.02          UL-RL  1.5008E+04  -1.000       0.000
1.000       1.000       55.85       0.000       0.000     DI1_164_167_L_0
   7 D   10.83      8.4011E-04   21.73       54.13       21.73       61.14          UL-RL  1.5008E+04  -1.200       0.000
1.000       1.000       54.13       0.000       0.000     DI1_164_167_L_0
   8 D   10.47      7.3581E-04   25.62       52.34       25.62       59.17          UL-RL  1.5008E+04  -1.400       0.000
1.000       1.000       52.34       0.000       0.000     DI1_164_167_L_0
   9 D   10.23      6.3390E-04   29.90       51.17       29.90       57.63          UL-RL  1.5008E+04  -1.600       0.000
1.000       1.000       51.17       0.000       0.000     DI1_164_167_L_0
  10 D   10.00      5.3459E-04   33.99       50.00       33.99       56.17          UL-RL  1.5008E+04  -1.800       0.000
1.000       1.000       50.00       0.000       0.000     DI1_164_167_L_0
  11 D   9.770      4.3809E-04   37.95       48.85       37.95       54.80          UL-RL  1.5008E+04  -2.000       0.000
1.000       1.000       48.85       0.000       0.000     DI1_164_167_L_0
  12 D   9.548      3.4453E-04   41.79       47.74       41.79       53.53          UL-RL  1.5008E+04  -2.200       0.000
1.000       1.000       47.74       0.000       0.000     DI1_164_167_L_0
  13 D   9.336      2.5406E-04   45.54       46.68       45.54       52.35          UL-RL  1.5008E+04  -2.400       0.000
1.000       1.000       46.68       0.000       0.000     DI1_164_167_L_0
  14 D   9.139      1.6677E-04   49.23       45.69       49.23       51.27          UL-RL  1.5008E+04  -2.600       0.000
1.000       1.000       45.69       0.000       0.000     DI1_164_167_L_0
  15 D   8.957      8.2716E-05   52.86       44.78       52.86       50.28          UL-RL  1.5008E+04  -2.800       0.000
1.000       1.000       44.78       0.000       0.000     DI1_164_167_L_0
  16 D   8.791      1.9378E-06   56.44       43.95       56.44       49.40          UL-RL  1.5008E+04  -3.000       0.000
1.000       1.000       43.95       0.000       0.000     DI1_164_167_L_0
  17 D   8.654     -7.5559E-05   60.12       43.27       60.12       48.62          UL-RL  1.5008E+04  -3.200       0.000
1.000       1.000       43.27       0.000       0.000     DI1_164_167_L_0
  18 D   8.521     -1.4980E-04   63.63       42.60       63.63       47.94          UL-RL  1.5008E+04  -3.400       0.000
1.000       1.000       42.60       0.000       0.000     DI1_164_167_L_0
  19 D   8.404     -2.2083E-04   67.11       42.02       67.11       47.37          UL-RL  1.5008E+04  -3.600       0.000
1.000       1.000       42.02       0.000       0.000     DI1_164_167_L_0
  20 D   8.304     -2.8873E-04   70.57       41.52       70.57       46.89          UL-RL  1.5008E+04  -3.800       0.000
1.000       1.000       41.52       0.000       0.000     DI1_164_167_L_0
  21 D   8.211     -3.5360E-04   73.91       41.06       73.91       46.50          UL-RL  1.5008E+04  -4.000       0.000
1.000       1.000       41.06       0.000       0.000     DI1_164_167_L_0
  22 D   8.145     -4.1559E-04   77.35       40.73       77.35       46.20          UL-RL  1.5008E+04  -4.200       0.000
1.000       1.000       40.73       0.000       0.000     DI1_164_167_L_0
  23 D   8.095     -4.7484E-04   80.76       40.47       80.76       45.97          UL-RL  1.5008E+04  -4.400       0.000
1.000       1.000       40.47       0.000       0.000     DI1_164_167_L_0
  24 D   8.059     -5.3155E-04   84.16       40.29       84.16       45.83          UL-RL  1.5008E+04  -4.600       0.000
1.000       1.000       40.29       0.000       0.000     DI1_164_167_L_0
```

```
  25 D   8.036     -5.8592E-04   87.56       40.18       87.56       45.75          UL-RL  1.5008E+04  -4.800       0.000
1.000       1.000       40.18       0.000       0.000     DI1_164_167_L_0
  26 D   6.517     -6.3817E-04   90.94       32.58       90.94       48.73        ACTIVE   0.000       -5.000       0.000
1.000       1.000       32.58       0.000       0.000     DI2_165_168_L_0
  27 D   6.737     -6.8855E-04   93.92       33.68       93.92       47.11        ACTIVE   0.000       -5.200       0.000
1.000       1.000       33.68       0.000       0.000     DI2_165_168_L_0
  28 D   6.958     -7.3731E-04   96.92       34.79       96.92       46.82        ACTIVE   0.000       -5.400       0.000
1.000       1.000       34.79       0.000       0.000     DI2_165_168_L_0
  29 D   7.204     -7.8466E-04   99.93       36.02       99.93       48.45          UL-RL  3.5824E+04  -5.600       0.000
1.000       1.000       36.02       0.000       0.000     DI2_165_168_L_0
  30 D   7.458     -8.3083E-04   103.0       37.29       103.0       50.07          UL-RL  3.5824E+04  -5.800       0.000
1.000       1.000       37.29       0.000       0.000     DI2_165_168_L_0
  31 D   7.712     -8.7604E-04   106.0       38.56       106.0       51.69          UL-RL  3.5824E+04  -6.000       0.000
1.000       1.000       38.56       0.000       0.000     DI2_165_168_L_0
  32 D   7.968     -9.2047E-04   109.0       39.84       109.0       53.30          UL-RL  3.5824E+04  -6.200       0.000
1.000       1.000       39.84       0.000       0.000     DI2_165_168_L_0
  33 D   8.224     -9.6431E-04   112.1       41.12       112.1       54.92          UL-RL  3.5824E+04  -6.400       0.000
1.000       1.000       41.12       0.000       0.000     DI2_165_168_L_0
  34 D   8.481     -1.0077E-03   115.1       42.41       115.1       56.53          UL-RL  3.5824E+04  -6.600       0.000
1.000       1.000       42.41       0.000       0.000     DI2_165_168_L_0
  35 D   8.739     -1.0508E-03   118.2       43.70       118.2       58.14          UL-RL  3.5824E+04  -6.800       0.000
1.000       1.000       43.70       0.000       0.000     DI2_165_168_L_0
  36 D   8.998     -1.0937E-03   121.3       44.99       121.3       59.74          UL-RL  3.5824E+04  -7.000       0.000
1.000       1.000       44.99       0.000       0.000     DI2_165_168_L_0
  37 D   9.257     -1.1365E-03   124.4       46.29       124.4       61.35          UL-RL  3.5824E+04  -7.200       0.000
1.000       1.000       46.29       0.000       0.000     DI2_165_168_L_0
  38 D   7.138     -1.1793E-03   127.5       47.59       127.5       62.95          UL-RL  3.5824E+04  -7.400       0.000
1.000       1.000       47.59       0.000       0.000     DI2_165_168_L_0
  39 D   2.412     -1.2007E-03   129.0       48.24       129.0       63.75          UL-RL  3.5824E+04  -7.500       0.000
1.000       1.000       48.24       0.000       0.000     DI2_165_168_L_0
```

```
+-----------------------------------------------------------------------------------------------------------------------+
|                  PARATIEPLUS(TM)   NLS ENGINE RELEASE  2018.0    FULL VERSION  *Build date:Nov 13, 2017*              |
|                                                                                                                       |
|                                   NewProject.BaseDesignSection_28.SISMICAGEO_1273                                     |
|                                  Exe Time : 4 September 2018 18:01:33                                                 |
+-----------------------------------------------------------------------------------------------------------------------+
New Project


S T R E S S   R E S U L T S   F O R   G R O U P   N O.   2

0_R                                                                  :
ELEMENT TYPE    5 NO.OF ELEMENTS. IN THIS GROUP   39
C U R R E N T   T I M E   I S     6.0000

 HARDENING 2D SOIL ELEMENT

 ****** TOTAL STRESS FORMULATION *****

 EL *   FORCE     DISPL-Y  VERTICAL-P  HORIZON.-P     MAX-V-P     MAX-H-P          STATE   STIFFNESS Z-LEVEL      PORE
E FACTOR    UFACTOR       Peq          Su_a        Su_p     LAYER
 ---------------------------------------------------------------------------------------------------------------------------
-----------------------------------------------------------------------------------------------
   1     0.000         --          --          --          --          --          REMOVED     --        0.000       0.000
1.000       1.000       0.000       0.000       0.000     not available
   2     0.000         --          --          --          --          --          REMOVED     --      -0.2000       0.000
1.000       1.000       0.000       0.000       0.000     not available
   3     0.000         --          --          --          --          --          REMOVED     --      -0.4000       0.000
1.000       1.000       0.000       0.000       0.000     not available
   4     0.000         --          --          --          --          --          REMOVED     --      -0.6000       0.000
1.000       1.000       0.000       0.000       0.000     not available
   5     0.000         --          --          --          --          --          REMOVED     --      -0.8000       0.000
1.000       1.000       0.000       0.000       0.000     not available
   6     0.000         --          --          --          --          --          REMOVED     --       -1.000       0.000
1.000       1.000       0.000       0.000       0.000     not available
   7     0.000         --          --          --          --          --          REMOVED     --       -1.200       0.000
1.000       1.000       0.000       0.000       0.000     not available
   8     0.000         --          --          --          --          --          REMOVED     --       -1.400       0.000
1.000       1.000       0.000       0.000       0.000     not available
   9     0.000         --          --          --          --          --          REMOVED     --       -1.600       0.000
1.000       1.000       0.000       0.000       0.000     not available
  10     0.000         --          --          --          --          --          REMOVED     --       -1.800       0.000
1.000       1.000       0.000       0.000       0.000     not available
  11     0.000         --          --          --          --          --          REMOVED     --       -2.000       0.000
1.000       1.000       0.000       0.000       0.000     not available
  12     0.000         --          --          --          --          --          REMOVED     --       -2.200       0.000
1.000       1.000       0.000       0.000       0.000     not available
  13     0.000         --          --          --          --          --          REMOVED     --       -2.400       0.000
1.000       1.000       0.000       0.000       0.000     not available
  14     0.000         --          --          --          --          --          REMOVED     --       -2.600       0.000
1.000       1.000       0.000       0.000       0.000     not available
  15     0.000         --          --          --          --          --          REMOVED     --       -2.800       0.000
1.000       1.000       0.000       0.000       0.000     not available
  16     0.000         --          --          --          --          --          REMOVED     --       -3.000       0.000
1.000       1.000       0.000       0.000       0.000     not available
  17     0.000         --          --          --          --          --          REMOVED     --       -3.200       0.000
1.000       1.000       0.000       0.000       0.000     not available
  18     0.000         --          --          --          --          --          REMOVED     --       -3.400       0.000
1.000       1.000       0.000       0.000       0.000     not available
  19     0.000         --          --          --          --          --          REMOVED     --       -3.600       0.000
1.000       1.000       0.000       0.000       0.000     not available
  20     0.000         --          --          --          --          --          REMOVED     --       -3.800       0.000
1.000       1.000       0.000       0.000       0.000     not available
  21     0.000         --          --          --          --          --          REMOVED     --       -4.000       0.000
1.000       1.000       0.000       0.000       0.000     not available
  22 D  0.2728      4.1559E-04   1.600       1.364       1.600       1.364            V-C   8466.      -4.200       0.000
1.000       1.000       1.364       0.000       0.000     DI1_164_167_L_0
  23 D  0.5843      4.7484E-04   4.800       2.922       4.800       2.922            V-C   8466.      -4.400       0.000
1.000       1.000       2.922       0.000       0.000     DI1_164_167_L_0
  24 D   2.580      5.3155E-04   8.000       12.90       73.60       40.30          UL-RL  1.3546E+04  -4.600       0.000
1.000       1.000       12.90       0.000       0.000     DI1_164_167_L_0
```

25 D	3.543	5.8592E-04	11.20	17.72	76.80	41.93	UL-RL	1.3546E+04	-4.800	0.000	
1.000	1.000	17.72	0.000	0.000	DI1_164_167_L_0						
26 D	6.747	6.3817E-04	14.40	33.73	80.00	43.57	UL-RL	2.9156E+04	-5.000	0.000	
1.000	1.000	33.73	0.000	0.000	DI2_165_168_L_0						
27 D	8.951	6.8855E-04	17.60	44.76	83.20	45.20	UL-RL	2.9156E+04	-5.200	0.000	
1.000	1.000	44.76	0.000	0.000	DI2_165_168_L_0						
28 D	10.22	7.3731E-04	20.80	51.10	86.40	51.10	V-C	1.8222E+04	-5.400	0.000	
1.000	1.000	51.10	0.000	0.000	DI2_165_168_L_0						
29 D	11.21	7.8466E-04	24.00	56.05	89.60	56.05	V-C	1.8222E+04	-5.600	0.000	
1.000	1.000	56.05	0.000	0.000	DI2_165_168_L_0						
30 D	12.15	8.3083E-04	27.20	60.74	92.80	60.74	V-C	1.8222E+04	-5.800	0.000	
1.000	1.000	60.74	0.000	0.000	DI2_165_168_L_0						
31 D	13.06	8.7604E-04	30.40	65.30	96.00	65.30	V-C	1.8222E+04	-6.000	0.000	
1.000	1.000	65.30	0.000	0.000	DI2_165_168_L_0						
32 D	13.96	9.2047E-04	33.60	69.78	99.20	69.78	V-C	1.8222E+04	-6.200	0.000	
1.000	1.000	69.78	0.000	0.000	DI2_165_168_L_0						
33 D	14.84	9.6431E-04	36.80	74.19	102.4	74.19	UL-RL	2.9156E+04	-6.400	0.000	
1.000	1.000	74.19	0.000	0.000	DI2_165_168_L_0						
34 D	15.71	1.0077E-03	40.00	78.54	105.6	78.55	UL-RL	2.9156E+04	-6.600	0.000	
1.000	1.000	78.54	0.000	0.000	DI2_165_168_L_0						
35 D	16.57	1.0508E-03	43.20	82.84	108.8	82.86	UL-RL	2.9156E+04	-6.800	0.000	
1.000	1.000	82.84	0.000	0.000	DI2_165_168_L_0						
36 D	17.42	1.0937E-03	46.40	87.08	112.0	87.20	UL-RL	2.9156E+04	-7.000	0.000	
1.000	1.000	87.08	0.000	0.000	DI2_165_168_L_0						
37 D	18.26	1.1365E-03	49.60	91.28	115.2	91.55	UL-RL	2.9156E+04	-7.200	0.000	
1.000	1.000	91.28	0.000	0.000	DI2_165_168_L_0						
38 D	14.32	1.1793E-03	52.80	95.46	118.4	95.88	UL-RL	2.9156E+04	-7.400	0.000	
1.000	1.000	95.46	0.000	0.000	DI2_165_168_L_0						
39 D	4.877	1.2007E-03	54.40	97.55	120.0	98.03	UL-RL	2.9156E+04	-7.500	0.000	
1.000	1.000	97.55	0.000	0.000	DI2_165_168_L_0						

```
+-------------------------------------------------------------------------------------------------------------------------------+
|                   PARATIEPLUS(TM)   NLS ENGINE RELEASE  2018.0    FULL VERSION  *Build date:Nov 13, 2017*                    |
|                                                                                                                               |
|                                    NewProject.BaseDesignSection_28.SISMICAGEO_1273                                            |
|                                   Exe Time : 4 September 2018 18:01:33                                                        |
+-------------------------------------------------------------------------------------------------------------------------------+
New Project


S T R E S S   R E S U L T S   F O R   G R O U P   N O.   3

WallElement_33                                                  :
ELEMENT TYPE    2 NO.OF ELEMENTS. IN THIS GROUP   38
C U R R E N T   T I M E   I S     6.0000

 WALL2D ELEMENT

   EL      TA          TB          MA          MB
-------------------------------------------------------
    1 -120.56      120.56    -4.85659E-11 -24.111
    2 -119.49      119.49      24.111     -48.010
    3 -115.93      115.93      48.010     -71.195
    4 -109.84      109.84      71.195     -93.163
    5 -101.21      101.21      93.163     -113.41
    6 -90.044      90.044      113.41     -131.42
    7 -79.219      79.219      131.42     -147.26
    8 -68.751      68.751      147.26     -161.01
    9 -58.517      58.517      161.01     -172.71
   10 -48.517      48.517      172.71     -182.42
   11 -38.747      38.747      182.42     -190.17
   12 -29.200      29.200      190.17     -196.01
   13 -19.863      19.863      196.01     -199.98
   14 -10.724      10.724      199.98     -202.12
   15 -1.7676      1.7676      202.12     -202.48
   16  7.0229     -7.0229      202.48     -201.07
   17  15.677     -15.677      201.07     -197.94
   18  24.198     -24.198      197.94     -193.10
   19  32.601     -32.601      193.10     -186.58
   20  40.905     -40.905      186.58     -178.40
   21  49.116     -49.116      178.40     -168.57
   22  56.989     -56.989      168.57     -157.17
   23  64.499     -64.499      157.17     -144.27
   24  69.978     -69.978      144.27     -130.28
   25  74.471     -74.471      130.28     -115.38
   26  74.241     -74.241      115.38     -100.54
   27  72.027     -72.027      100.54     -86.131
   28  68.765     -68.765      86.131     -72.378
   29  64.760     -64.760      72.378     -59.426
   30  60.071     -60.071      59.426     -47.412
   31  54.722     -54.722      47.412     -36.468
   32  48.734     -48.734      36.468     -26.721
   33  42.120     -42.120      26.721     -18.297
   34  34.894     -34.894      18.297     -11.318
   35  27.065     -27.065      11.318     -5.9052
   36  18.646     -18.646      5.9052     -2.1760
   37  9.6472     -9.6472      2.1760    -0.24657
   38  2.4656     -2.4656     0.24657     2.96736E-10
```

```
+-----------------------------------------------------------------------------------------------------------------------+
|                  PARATIEPLUS(TM)   NLS ENGINE RELEASE  2018.0    FULL VERSION  *Build date:Nov 13, 2017*              |
|                                                                                                                       |
|                                   NewProject.BaseDesignSection_28.SISMICAGEO_1273                                     |
|                                  Exe Time : 4 September 2018 18:01:33                                                 |
+-----------------------------------------------------------------------------------------------------------------------+
New Project


S T R E S S   R E S U L T S   F O R   G R O U P   N O.   4

Tieback_175                                                  :
ELEMENT TYPE    6 NO.OF ELEMENTS. IN THIS GROUP    1
C U R R E N T   T I M E   I S     6.0000

 POST-TENSION 2D-BOUNDARY ELEMENT

         EL    FORCE          d0          EDISPL     pl. eps          K     -ve limit   +ve limit
-------------------------------------------------------------------------------------------------------
ANCHOR    1   139.21     -1.80785E-03 -1.38779E-03   0.0000       1689.0       0.0000       0.0000     ELASTIC  ORIGINAL
YOUNG MODULUS
```

```
+-----------------------------------------------------------------------------------------------------------------------+
|                  PARATIEPLUS(TM)   NLS ENGINE RELEASE  2018.0    FULL VERSION  *Build date:Nov 13, 2017*              |
|                                                                                                                       |
|                                   NewProject.BaseDesignSection_28.SISMICAGEO_1273                                     |
|                                  Exe Time : 4 September 2018 18:01:33                                                 |
+-----------------------------------------------------------------------------------------------------------------------+


    F I N A L   I N C R E M E N T A L   A N A L Y S I S

                    S U M M A R Y

    STEP                                   NO. OF ITERATIONS

       1          CONVERGENCE :YES                        2
       2          CONVERGENCE :YES                        4
       3          CONVERGENCE :YES                        7
       4          CONVERGENCE :YES                        5
       5          CONVERGENCE :YES                        3
       6          CONVERGENCE :YES                        2


 END OF PROCESS FOR PROBLEM
New Project
NONLINEAR SOLUTION CPU TIME ....    0.09 [sec]
DATABASE  CREATION CPU TIME.....    0.27 [sec]
```

22 ALLEGATI PARATIA TIPO 2

Design Assumption : Nominal - File di Paratie - File di input (.d)

```
* PARATIE ANALYSIS FOR DESIGN SECTION:Base Design Section USING ASSUMPTION: Nominal
 * Time:martedì 4 settembre 2018 18:02:08
 * 1: Defining general settings
 UNIT  m kN
 TITLE New Project
 DELTA 0.2
 option param itemax 40
 option control hinges 0 0.0001 0.001

 * 2: Defining wall(s)
 WALL LeftWall_32 0 -9.5 0 1

 * 3: Defining surfaces for wall(s)
 SOIL 0_L LeftWall_32 -9.5 0 1 0
 SOIL 0_R LeftWall_32 -9.5 0 2 180

 * 4: Defining soil layers
 *
 * Soil Profile (Rilevato_2_8_L_0)
 *
 LDATA Rilevato_2_8_L_0 3 LeftWall_32
 ATREST 0.5 0.5 1
 WEIGHT 19 10 10
 PERMEABILITY 0.0001
 RESISTANCE 0 38 0 0 0
 YOUNG 1.5E+04 4.5E+04
 ENDL
 *
 * Soil Profile (DI1_164_167_L_0)
 *
 LDATA DI1_164_167_L_0 0 LeftWall_32
 ATREST 0.5 0.5 1
 WEIGHT 16 6 10
 PERMEABILITY 1E-05
 RESISTANCE 0 30 0 0 0
 YOUNG 3E+04 4.8E+04
 ENDL
 *
 * Soil Profile (DI2_165_168_L_0)
 *
 LDATA DI2_165_168_L_0 -5 LeftWall_32
 ATREST 0.5 0.5 1
 WEIGHT 16 6 10
 PERMEABILITY 1E-05
 RESISTANCE 1 33 0 0 0
 YOUNG 6.8E+04 1.088E+05
 ENDL

 * 5: Defining structural materials
 * Steel material: 108 Name=Fe360 E=206000200 kPa
 MATERIAL Fe360_108 2.06E+08
 * Concrete material: 104 Name=C25/30 E=31475800 kPa
 MATERIAL C2530_104 3.148E+07
 * Rebar material: 124 Name=acciaio armonico E=200100000 kPa
 MATERIAL acciaioarmonico_124 2.001E+08
 * Concrete material: 103 Name=C20/25 E=29962000 kPa
 MATERIAL C2025_103 2.996E+07

 * 6: Defining structural elements
 * 6.1: Beams and combined Wall Elements
 BEAM WallElement_33 LeftWall_32 -9.5 0 C2530_104 0.9794 00 00 0


 * 6.2: Supports
 WIRE Tieback_175 LeftWall_32 0 acciaioarmonico_124 8.441E-06 138.5 30 0 0
```

```
* 6.3: Strips
STRIP LeftWall_32 1 6 1 3.5 0 20 45
STRIP LeftWall_32 1 6 11 19 2.7 20 45

* 7: Defining Steps
STEP Stage1_31
CHANGE Rilevato_2_8_L_0 U-FRICT=38 LeftWall_32
CHANGE Rilevato_2_8_L_0 D-FRICT=38 LeftWall_32
CHANGE Rilevato_2_8_L_0 U-KA=0.238 LeftWall_32
CHANGE Rilevato_2_8_L_0 U-KP=7.232 LeftWall_32
CHANGE Rilevato_2_8_L_0 D-KA=0.238 LeftWall_32
CHANGE Rilevato_2_8_L_0 D-KP=7.232 LeftWall_32
CHANGE DI1_164_167_L_0 U-FRICT=30 LeftWall_32
CHANGE DI1_164_167_L_0 D-FRICT=30 LeftWall_32
CHANGE DI1_164_167_L_0 U-KA=0.333 LeftWall_32
CHANGE DI1_164_167_L_0 U-KP=5.548 LeftWall_32
CHANGE DI1_164_167_L_0 D-KA=0.333 LeftWall_32
CHANGE DI1_164_167_L_0 D-KP=4.288 LeftWall_32
CHANGE DI2_165_168_L_0 U-FRICT=33 LeftWall_32
CHANGE DI2_165_168_L_0 D-FRICT=33 LeftWall_32
CHANGE DI2_165_168_L_0 U-KA=0.295 LeftWall_32
CHANGE DI2_165_168_L_0 U-KP=6.648 LeftWall_32
CHANGE DI2_165_168_L_0 D-KA=0.295 LeftWall_32
CHANGE DI2_165_168_L_0 D-KP=5.16 LeftWall_32
CHANGE Rilevato_2_8_L_0 U-COHE=0 LeftWall_32
CHANGE Rilevato_2_8_L_0 U-ADHES=0 LeftWall_32
CHANGE Rilevato_2_8_L_0 D-COHE=0 LeftWall_32
CHANGE Rilevato_2_8_L_0 D-ADHES=0 LeftWall_32
CHANGE DI1_164_167_L_0 U-COHE=0 LeftWall_32
CHANGE DI1_164_167_L_0 U-ADHES=0 LeftWall_32
CHANGE DI1_164_167_L_0 D-COHE=0 LeftWall_32
CHANGE DI1_164_167_L_0 D-ADHES=0 LeftWall_32
CHANGE DI2_165_168_L_0 U-COHE=1 LeftWall_32
CHANGE DI2_165_168_L_0 U-ADHES=0 LeftWall_32
CHANGE DI2_165_168_L_0 D-COHE=1 LeftWall_32
CHANGE DI2_165_168_L_0 D-ADHES=0 LeftWall_32
SETWALL LeftWall_32
GEOM 0 0
WATER -18 0 -9.5 0 0
ADD WallElement_33
ENDSTEP

STEP Stage2_183
SETWALL LeftWall_32
GEOM 0 -1
WATER -18 0 -9.5 0 0
ENDSTEP

STEP Stage3_283
SETWALL LeftWall_32
GEOM 0 -1
WATER -18 0 -9.5 0 0
ADD Tieback_175
ENDSTEP

STEP Stage4_383
SETWALL LeftWall_32
GEOM 0 -5.6
WATER -18 0 -9.5 0 0
ENDSTEP

STEP Stage5_744
SETWALL LeftWall_32
GEOM 0 -5.1
WATER -18 0 -9.5 0 0
ENDSTEP

STEP Stage6_2841
SETWALL LeftWall_32
GEOM 0 -5.1
```

```
WATER -18 0 -9.5 0 0
CHANGE Rilevato_2_8_L_0 U-KAED=0.5012 LeftWall_32
CHANGE Rilevato_2_8_L_0 U-KAEW=0.9178 LeftWall_32
CHANGE Rilevato_2_8_L_0 U-KPED=6.81 LeftWall_32
CHANGE Rilevato_2_8_L_0 U-KPEW=4.494 LeftWall_32
CHANGE Rilevato_2_8_L_0 D-KAED=0.4503 LeftWall_32
CHANGE Rilevato_2_8_L_0 D-KAEW=1.409 LeftWall_32
CHANGE Rilevato_2_8_L_0 D-KPED=4.152 LeftWall_32
CHANGE Rilevato_2_8_L_0 D-KPEW=0.8263 LeftWall_32
CHANGE DI1_164_167_L_0 U-KAED=0.6631 LeftWall_32
CHANGE DI1_164_167_L_0 U-KAEW=1.865 LeftWall_32
CHANGE DI1_164_167_L_0 U-KPED=5.591 LeftWall_32
CHANGE DI1_164_167_L_0 U-KPEW=2.707 LeftWall_32
CHANGE DI1_164_167_L_0 D-KAED=0.6024 LeftWall_32
CHANGE DI1_164_167_L_0 D-KAEW=1.682 LeftWall_32
CHANGE DI1_164_167_L_0 D-KPED=2.205 LeftWall_32
CHANGE DI1_164_167_L_0 D-KPEW=0.8263 LeftWall_32
CHANGE DI2_165_168_L_0 U-KAED=0.5974 LeftWall_32
CHANGE DI2_165_168_L_0 U-KAEW=1.888 LeftWall_32
CHANGE DI2_165_168_L_0 U-KPED=6.697 LeftWall_32
CHANGE DI2_165_168_L_0 U-KPEW=3.536 LeftWall_32
CHANGE DI2_165_168_L_0 D-KAED=0.5379 LeftWall_32
CHANGE DI2_165_168_L_0 D-KAEW=1.735 LeftWall_32
CHANGE DI2_165_168_L_0 D-KPED=2.789 LeftWall_32
CHANGE DI2_165_168_L_0 D-KPEW=0.8263 LeftWall_32
EQK 0.3474 0.1737 -0.1737 0 0.5 0 0.5 0 0
WOOD 28.35 28.35 -5.1 0
* Include pressure contribution from wall: LeftWall_32
* Include wall contribution
DLOAD step LeftWall_32 -5.1 7.556 0 7.556
ENDSTEP
```

Design Assumption : Nominal - File di Paratie - File di output (.out)

```
+-------------------------------------------------------------------------------------------------------------------------+
|                   PARATIEPLUS(TM)   NLS ENGINE RELEASE  2018.0    FULL VERSION  *Build date:Nov 13, 2017*               |
|                                                                                                                         |
|                                      NewProject.BaseDesignSection_28.Nominal_63                                         |
|                                  Exe Time : 4 September 2018 18:02:08                                                   |
+-------------------------------------------------------------------------------------------------------------------------+

                  ********************************************************
                  *                                                      *
                  *  PARATIE PLUS Non-Linear Spring Engine               *
                  *                                                      *
                  *          AN ELASTOPLASTIC FINITE ELEMENT PROGRAM     *
                  *          FOR FLEXIBLE EARTH-RETAINING STRUCTURES     *
                  *                                                      *
                  *          Written by Ce.A.S. s.r.l. (ITALY)           *
                  *          with the scientific supervision of          *
                  *          Roberto Nova - full professor SOIL MECHANICS*
                  *          at Politecnico di Milano (ITALY)            *
                  *                                                      *
                  ********************************************************
                  *                                                      *
                  *  RELEASE   2018.0     *Build date:Nov 13, 2017*    *
                  *                                                      *
                  *                                                      *
                  *  Ce.A.S.     S.R.L   CENTRO DI ANALISI STRUTTURALE   *
                  *              VIALE   GIUSTINIANO 10                  *
                  *              20129   M I L A N O  (ITALIA)           *
                  *  TEL.        +39 02 2020221                          *
                  *                                                      *
                  *  email       bruno.becci@ceas.it                     *
                  *  Web Page    www.ceas.it     www.paratieplus.com     *
                  ********************************************************
```

```
 JOB : NewProject.BaseDesignSection_28.Nominal_63
 STARTING
ACCEPTED   <FILE,GENW                                                    >
ACCEPTED   <FILE,PLOTTER,BINARY                                          >
ACCEPTED   <SOLVE TOTAL_STRESS                                           >
ACCEPTED   <PARAM ITEMAX 40                                              >
ACCEPTED   <CONTROL HINGES 0 0.0001 0.001                                >


                ********************************************************
                *                                                      *
                *  WARNING : PORE PRESSURES ARE AUTOMATICALLY COMPUTED   *
                *    BY THE PROGRAM.                                   *
                ********************************************************

PRELIMINARY OPERATIONS CPU TIME     0.00 [sec]
```

```
+-------------------------------------------------------------------------------------------------------------------------+
|                   PARATIEPLUS(TM)   NLS ENGINE RELEASE  2018.0    FULL VERSION  *Build date:Nov 13, 2017*              |
|                                                                                                                         |
|                                      NewProject.BaseDesignSection_28.Nominal_63                                         |
|                                  Exe Time : 4 September 2018 18:02:08                                                   |
+-------------------------------------------------------------------------------------------------------------------------+


INPUT FILE HAS BEEN GENERATED BY WALGEN PROGRAM


New Project


NO. OF NODAL POINTS (NUMNP) ...................   49
NO. OF COORDINATES  (NCOORD)...................    2
NO. OF NODE DOFS    (NDOF).....................    2
NO. OF EQUATIONS    (NEQ)......................   98
NO. OF CONSTRAINTS CARDS (NVINC)...............    0
NO. OF ELEMENT GROUPS (NEG)....................    4
NO. OF SOLUTION STEPS (NSTE)...................    6
NO. OF ELEMENT SETS ATTACHED TO SLAVE NODES ...    0
NO. OF RECORD FROM WALGEN .....................  126
NO. OF LONG NAMES (LASTNAME) ..................   24
LENGTH UNIT CHOICE ............................    3 (M   )
FORCE  UNIT CHOICE ............................    3 (KN  )
MAX PORE PRESSURE TABLE LENGTH.................    1
NO. OF ELEMENT GROUPS REQUIRING ADD. SLIP DOF .    0


IDOFA (01) =  2  Y-DISPL.F
IDOFA (02) =  4   X-ROT. F

 RELEVANT ITEMS UNITS

 STRESSES                  kPa
 Y-DISPLACEMENTS           m
 ROTATIONS                 RADIANS
 BEAM AND SLAB MOMENTS     kN*m/m
 BEAM SHEAR FORCES         kN/m
 ANCHOR FORCES             kN/m
 AXIAL FORCES IN TRUSSES   kN/m
 AXIAL FORCES SPRINGS      kN/m
 Y-REACTIONS               kN/m
 X-MOMENT REACTIONS        kN*m/m
 ETC.
```

```
+-------------------------------------------------------------------------------------------------------------------------+
|                  PARATIEPLUS(TM)   NLS ENGINE RELEASE  2018.0    FULL VERSION  *Build date:Nov 13, 2017*              |
|                                                                                                                         |
|                                    NewProject.BaseDesignSection_28.Nominal_63                                           |
|                                 Exe Time : 4 September 2018 18:02:08                                                    |
+-------------------------------------------------------------------------------------------------------------------------+
                  P R E P R O C E S S O R    D A T A

                  N O.  O F   C O M M A N D S    126

   1 : UNIT  m kN
   2 : TITLE New Project
   3 : DELTA 0.2
   4 : option param itemax 40
   5 : option control hinges 0 0.0001 0.001
   6 : WALL LeftWall_32 0 -9.5 0 1
   7 : SOIL 0_L LeftWall_32 -9.5 0 1 0
   8 : SOIL 0_R LeftWall_32 -9.5 0 2 180
   9 : LDATA Rilevato_2_8_L_0 3 LeftWall_32
  10 : ATREST 0.5 0.5 1
  11 : WEIGHT 19 10 10
  12 : PERMEABILITY 0.0001
  13 : RESISTANCE 0 38 0 0 0
  14 : YOUNG 1.5E+04 4.5E+04
  15 : ENDL
  16 : LDATA DI1_164_167_L_0 0 LeftWall_32
  17 : ATREST 0.5 0.5 1
  18 : WEIGHT 16 6 10
  19 : PERMEABILITY 1E-05
  20 : RESISTANCE 0 30 0 0 0
  21 : YOUNG 3E+04 4.8E+04
  22 : ENDL
  23 : LDATA DI2_165_168_L_0 -5 LeftWall_32
  24 : ATREST 0.5 0.5 1
  25 : WEIGHT 16 6 10
  26 : PERMEABILITY 1E-05
  27 : RESISTANCE 1 33 0 0 0
  28 : YOUNG 6.8E+04 1.088E+05
  29 : ENDL
  30 : MATERIAL Fe360_108 2.06E+08
  31 : MATERIAL C2530_104 3.148E+07
  32 : MATERIAL acciaioarmonico_124 2.001E+08
  33 : MATERIAL C2025_103 2.996E+07
  34 : BEAM WallElement_33 LeftWall_32 -9.5 0 C2530_104 0.9794 00 00 0
  35 : WIRE Tieback_175 LeftWall_32 0 acciaioarmonico_124 8.441E-06 138.5 30 0 0
  36 : STRIP LeftWall_32 1 6 1 3.5 0 20 45
  37 : STRIP LeftWall_32 1 6 11 19 2.7 20 45
  38 : STEP Stage1_31
  39 : CHANGE Rilevato_2_8_L_0 U-FRICT=38 LeftWall_32
  40 : CHANGE Rilevato_2_8_L_0 D-FRICT=38 LeftWall_32
  41 : CHANGE Rilevato_2_8_L_0 U-KA=0.238 LeftWall_32
  42 : CHANGE Rilevato_2_8_L_0 U-KP=7.232 LeftWall_32
  43 : CHANGE Rilevato_2_8_L_0 D-KA=0.238 LeftWall_32
  44 : CHANGE Rilevato_2_8_L_0 D-KP=7.232 LeftWall_32
  45 : CHANGE DI1_164_167_L_0 U-FRICT=30 LeftWall_32
  46 : CHANGE DI1_164_167_L_0 D-FRICT=30 LeftWall_32
  47 : CHANGE DI1_164_167_L_0 U-KA=0.333 LeftWall_32
  48 : CHANGE DI1_164_167_L_0 U-KP=5.548 LeftWall_32
  49 : CHANGE DI1_164_167_L_0 D-KA=0.333 LeftWall_32
  50 : CHANGE DI1_164_167_L_0 D-KP=4.288 LeftWall_32
  51 : CHANGE DI2_165_168_L_0 U-FRICT=33 LeftWall_32
  52 : CHANGE DI2_165_168_L_0 D-FRICT=33 LeftWall_32
  53 : CHANGE DI2_165_168_L_0 U-KA=0.295 LeftWall_32
  54 : CHANGE DI2_165_168_L_0 U-KP=6.648 LeftWall_32
  55 : CHANGE DI2_165_168_L_0 D-KA=0.295 LeftWall_32
  56 : CHANGE DI2_165_168_L_0 D-KP=5.16 LeftWall_32
  57 : CHANGE Rilevato_2_8_L_0 U-COHE=0 LeftWall_32
  58 : CHANGE Rilevato_2_8_L_0 U-ADHES=0 LeftWall_32
  59 : CHANGE Rilevato_2_8_L_0 D-COHE=0 LeftWall_32
  60 : CHANGE Rilevato_2_8_L_0 D-ADHES=0 LeftWall_32
  61 : CHANGE DI1_164_167_L_0 U-COHE=0 LeftWall_32
```

```
 62 : CHANGE DI1_164_167_L_0 U-ADHES=0 LeftWall_32
 63 : CHANGE DI1_164_167_L_0 D-COHE=0 LeftWall_32
 64 : CHANGE DI1_164_167_L_0 D-ADHES=0 LeftWall_32
 65 : CHANGE DI2_165_168_L_0 U-COHE=1 LeftWall_32
 66 : CHANGE DI2_165_168_L_0 U-ADHES=0 LeftWall_32
 67 : CHANGE DI2_165_168_L_0 D-COHE=1 LeftWall_32
 68 : CHANGE DI2_165_168_L_0 D-ADHES=0 LeftWall_32
 69 : SETWALL LeftWall_32
 70 : GEOM 0 0
 71 : WATER -18 0 -9.5 0 0
 72 : ADD WallElement_33
 73 : ENDSTEP
 74 : STEP Stage2_183
 75 : SETWALL LeftWall_32
 76 : GEOM 0 -1
 77 : WATER -18 0 -9.5 0 0
 78 : ENDSTEP
 79 : STEP Stage3_283
 80 : SETWALL LeftWall_32
 81 : GEOM 0 -1
 82 : WATER -18 0 -9.5 0 0
 83 : ADD Tieback_175
 84 : ENDSTEP
 85 : STEP Stage4_383
 86 : SETWALL LeftWall_32
 87 : GEOM 0 -5.6
 88 : WATER -18 0 -9.5 0 0
 89 : ENDSTEP
 90 : STEP Stage5_744
 91 : SETWALL LeftWall_32
 92 : GEOM 0 -5.1
 93 : WATER -18 0 -9.5 0 0
 94 : ENDSTEP
 95 : STEP Stage6_2841
 96 : SETWALL LeftWall_32
 97 : GEOM 0 -5.1
 98 : WATER -18 0 -9.5 0 0
 99 : CHANGE Rilevato_2_8_L_0 U-KAED=0.5012 LeftWall_32
100 : CHANGE Rilevato_2_8_L_0 U-KAEW=0.9178 LeftWall_32
101 : CHANGE Rilevato_2_8_L_0 U-KPED=6.81 LeftWall_32
102 : CHANGE Rilevato_2_8_L_0 U-KPEW=4.494 LeftWall_32
103 : CHANGE Rilevato_2_8_L_0 D-KAED=0.4503 LeftWall_32
104 : CHANGE Rilevato_2_8_L_0 D-KAEW=1.409 LeftWall_32
105 : CHANGE Rilevato_2_8_L_0 D-KPED=4.152 LeftWall_32
106 : CHANGE Rilevato_2_8_L_0 D-KPEW=0.8263 LeftWall_32
107 : CHANGE DI1_164_167_L_0 U-KAED=0.6631 LeftWall_32
108 : CHANGE DI1_164_167_L_0 U-KAEW=1.865 LeftWall_32
109 : CHANGE DI1_164_167_L_0 U-KPED=5.591 LeftWall_32
110 : CHANGE DI1_164_167_L_0 U-KPEW=2.707 LeftWall_32
111 : CHANGE DI1_164_167_L_0 D-KAED=0.6024 LeftWall_32
112 : CHANGE DI1_164_167_L_0 D-KAEW=1.682 LeftWall_32
113 : CHANGE DI1_164_167_L_0 D-KPED=2.205 LeftWall_32
114 : CHANGE DI1_164_167_L_0 D-KPEW=0.8263 LeftWall_32
115 : CHANGE DI2_165_168_L_0 U-KAED=0.5974 LeftWall_32
116 : CHANGE DI2_165_168_L_0 U-KAEW=1.888 LeftWall_32
117 : CHANGE DI2_165_168_L_0 U-KPED=6.697 LeftWall_32
118 : CHANGE DI2_165_168_L_0 U-KPEW=3.536 LeftWall_32
119 : CHANGE DI2_165_168_L_0 D-KAED=0.5379 LeftWall_32
120 : CHANGE DI2_165_168_L_0 D-KAEW=1.735 LeftWall_32
121 : CHANGE DI2_165_168_L_0 D-KPED=2.789 LeftWall_32
122 : CHANGE DI2_165_168_L_0 D-KPEW=0.8263 LeftWall_32
123 : EQK 0.3474 0.1737 -0.1737 0 0.5 0 0.5 0 0
124 : WOOD 28.35 28.35 -5.1 0
125 : DLOAD step LeftWall_32 -5.1 7.556 0 7.556
126 : ENDSTEP
```

```
+-----------------------------------------------------------------------------------------------------------------------+
|                  PARATIEPLUS(TM)   NLS ENGINE RELEASE  2018.0    FULL VERSION  *Build date:Nov 13, 2017*              |
|                                                                                                                       |
|                                      NewProject.BaseDesignSection_28.Nominal_63                                       |
|                                 Exe Time : 4 September 2018 18:02:08                                                  |
+-----------------------------------------------------------------------------------------------------------------------+
N O D A L   P O I N T   D A T A
--------------------------------

NODE     Y-COORD     Z-COORD / NODE     Y-COORD     Z-COORD / NODE     Y-COORD     Z-COORD / NODE     Y-COORD     Z-COORD /

   1  0.0000      0.0000     /    2  0.0000    -0.20000     /    3  0.0000    -0.40000     /    4  0.0000    -0.60000     /
   5  0.0000    -0.80000     /    6  0.0000     -1.0000     /    7  0.0000     -1.2000     /    8  0.0000     -1.4000     /
   9  0.0000     -1.6000     /   10  0.0000     -1.8000     /   11  0.0000     -2.0000     /   12  0.0000     -2.2000     /
  13  0.0000     -2.4000     /   14  0.0000     -2.6000     /   15  0.0000     -2.8000     /   16  0.0000     -3.0000     /
  17  0.0000     -3.2000     /   18  0.0000     -3.4000     /   19  0.0000     -3.6000     /   20  0.0000     -3.8000     /
  21  0.0000     -4.0000     /   22  0.0000     -4.2000     /   23  0.0000     -4.4000     /   24  0.0000     -4.6000     /
  25  0.0000     -4.8000     /   26  0.0000     -5.0000     /   27  0.0000     -5.2000     /   28  0.0000     -5.4000     /
  29  0.0000     -5.6000     /   30  0.0000     -5.8000     /   31  0.0000     -6.0000     /   32  0.0000     -6.2000     /
  33  0.0000     -6.4000     /   34  0.0000     -6.6000     /   35  0.0000     -6.8000     /   36  0.0000     -7.0000     /
  37  0.0000     -7.2000     /   38  0.0000     -7.4000     /   39  0.0000     -7.6000     /   40  0.0000     -7.8000     /
  41  0.0000     -8.0000     /   42  0.0000     -8.2000     /   43  0.0000     -8.4000     /   44  0.0000     -8.6000     /
  45  0.0000     -8.8000     /   46  0.0000     -9.0000     /   47  0.0000     -9.2000     /   48  0.0000     -9.4000     /
  49  0.0000     -9.5000     /
```

```
+-----------------------------------------------------------------------------------------------------------------------+
|                   PARATIEPLUS(TM)   NLS ENGINE RELEASE  2018.0    FULL VERSION  *Build date:Nov 13, 2017*              |
|                                                                                                                       |
|                                       NewProject.BaseDesignSection_28.Nominal_63                                      |
|                                  Exe Time : 4 September 2018 18:02:08                                                 |
+-----------------------------------------------------------------------------------------------------------------------+
 ELEMENT GROUP NO.  1

0_L                                                                :
   5  49   0   1   0   0   0   0   0   0   0   0   0   0   0   3   0   0   0   0
....................................
..........2D PLASTIC SOIL ..........
....................................

element group behaviour throughout stage analysis

stage   status
-------------------
    1   active
    2   active
    3   active
    4   active
    5   active
    6   active

 material set no.    1

 prop( 1) angle              0.00000
 prop( 2) layer as foreseen  1.00000


 material set no.    2

 prop( 1) angle              0.00000
 prop( 2) layer as foreseen  2.00000


 material set no.    3

 prop( 1) angle              0.00000
 prop( 2) layer as foreseen  3.00000


 element data

   el    n  mat      area     .....     .....     .....      flag
-----------------------------------------------------------------

    1    1    2   0.1000     0.000     0.000     0.000     1.000
    2    2    2   0.2000     0.000     0.000     0.000     1.000
    3    3    2   0.2000     0.000     0.000     0.000     1.000
    4    4    2   0.2000     0.000     0.000     0.000     1.000
    5    5    2   0.2000     0.000     0.000     0.000     1.000
    6    6    2   0.2000     0.000     0.000     0.000     1.000
    7    7    2   0.2000     0.000     0.000     0.000     1.000
    8    8    2   0.2000     0.000     0.000     0.000     1.000
    9    9    2   0.2000     0.000     0.000     0.000     1.000
   10   10    2   0.2000     0.000     0.000     0.000     1.000
   11   11    2   0.2000     0.000     0.000     0.000     1.000
   12   12    2   0.2000     0.000     0.000     0.000     1.000
   13   13    2   0.2000     0.000     0.000     0.000     1.000
   14   14    2   0.2000     0.000     0.000     0.000     1.000
   15   15    2   0.2000     0.000     0.000     0.000     1.000
   16   16    2   0.2000     0.000     0.000     0.000     1.000
   17   17    2   0.2000     0.000     0.000     0.000     1.000
   18   18    2   0.2000     0.000     0.000     0.000     1.000
   19   19    2   0.2000     0.000     0.000     0.000     1.000
   20   20    2   0.2000     0.000     0.000     0.000     1.000
   21   21    2   0.2000     0.000     0.000     0.000     1.000
   22   22    2   0.2000     0.000     0.000     0.000     1.000
   23   23    2   0.2000     0.000     0.000     0.000     1.000
```

24	24	2	0.2000	0.000	0.000	0.000	1.000
25	25	2	0.2000	0.000	0.000	0.000	1.000
26	26	2	0.2000	0.000	0.000	0.000	1.000
27	27	3	0.2000	0.000	0.000	0.000	1.000
28	28	3	0.2000	0.000	0.000	0.000	1.000
29	29	3	0.2000	0.000	0.000	0.000	1.000
30	30	3	0.2000	0.000	0.000	0.000	1.000
31	31	3	0.2000	0.000	0.000	0.000	1.000
32	32	3	0.2000	0.000	0.000	0.000	1.000
33	33	3	0.2000	0.000	0.000	0.000	1.000
34	34	3	0.2000	0.000	0.000	0.000	1.000
35	35	3	0.2000	0.000	0.000	0.000	1.000
36	36	3	0.2000	0.000	0.000	0.000	1.000
37	37	3	0.2000	0.000	0.000	0.000	1.000
38	38	3	0.2000	0.000	0.000	0.000	1.000
39	39	3	0.2000	0.000	0.000	0.000	1.000
40	40	3	0.2000	0.000	0.000	0.000	1.000
41	41	3	0.2000	0.000	0.000	0.000	1.000
42	42	3	0.2000	0.000	0.000	0.000	1.000
43	43	3	0.2000	0.000	0.000	0.000	1.000
44	44	3	0.2000	0.000	0.000	0.000	1.000
45	45	3	0.2000	0.000	0.000	0.000	1.000
46	46	3	0.2000	0.000	0.000	0.000	1.000
47	47	3	0.2000	0.000	0.000	0.000	1.000
48	48	3	0.1500	0.000	0.000	0.000	1.000
49	49	3	0.5000E-01	0.000	0.000	0.000	1.000

```
+---------------------------------------------------------------------------------------------------------------------+
|                   PARATIEPLUS(TM)   NLS ENGINE RELEASE  2018.0    FULL VERSION  *Build date:Nov 13, 2017*            |
|                                                                                                                     |
|                                     NewProject.BaseDesignSection_28.Nominal_63                                      |
|                                  Exe Time : 4 September 2018 18:02:08                                               |
+---------------------------------------------------------------------------------------------------------------------+
 ELEMENT GROUP NO.  2

0_R                                                          :
   5  49   0   1   0   0   0   0   0   0   0   0   0   0   0   3   0   0   0   0
.....................................
.........2D PLASTIC SOIL ..........
.....................................

element group behaviour throughout stage analysis

stage   status
------------------
    1   active
    2   active
    3   active
    4   active
    5   active
    6   active

 material set no.    1

 prop( 1) angle              180.000
 prop( 2) layer as foreseen  1.00000


 material set no.    2

 prop( 1) angle              180.000
 prop( 2) layer as foreseen  2.00000


 material set no.    3

 prop( 1) angle              180.000
 prop( 2) layer as foreseen  3.00000


 element data

   el    n  mat      area      .....     .....     .....      flag
-------------------------------------------------------------------

    1    1    2   0.1000     0.000     0.000     0.000     2.000
    2    2    2   0.2000     0.000     0.000     0.000     2.000
    3    3    2   0.2000     0.000     0.000     0.000     2.000
    4    4    2   0.2000     0.000     0.000     0.000     2.000
    5    5    2   0.2000     0.000     0.000     0.000     2.000
    6    6    2   0.2000     0.000     0.000     0.000     2.000
    7    7    2   0.2000     0.000     0.000     0.000     2.000
    8    8    2   0.2000     0.000     0.000     0.000     2.000
    9    9    2   0.2000     0.000     0.000     0.000     2.000
   10   10    2   0.2000     0.000     0.000     0.000     2.000
   11   11    2   0.2000     0.000     0.000     0.000     2.000
   12   12    2   0.2000     0.000     0.000     0.000     2.000
   13   13    2   0.2000     0.000     0.000     0.000     2.000
   14   14    2   0.2000     0.000     0.000     0.000     2.000
   15   15    2   0.2000     0.000     0.000     0.000     2.000
   16   16    2   0.2000     0.000     0.000     0.000     2.000
   17   17    2   0.2000     0.000     0.000     0.000     2.000
   18   18    2   0.2000     0.000     0.000     0.000     2.000
   19   19    2   0.2000     0.000     0.000     0.000     2.000
   20   20    2   0.2000     0.000     0.000     0.000     2.000
   21   21    2   0.2000     0.000     0.000     0.000     2.000
   22   22    2   0.2000     0.000     0.000     0.000     2.000
   23   23    2   0.2000     0.000     0.000     0.000     2.000
```

24	24	2	0.2000	0.000	0.000	0.000	2.000
25	25	2	0.2000	0.000	0.000	0.000	2.000
26	26	2	0.2000	0.000	0.000	0.000	2.000
27	27	3	0.2000	0.000	0.000	0.000	2.000
28	28	3	0.2000	0.000	0.000	0.000	2.000
29	29	3	0.2000	0.000	0.000	0.000	2.000
30	30	3	0.2000	0.000	0.000	0.000	2.000
31	31	3	0.2000	0.000	0.000	0.000	2.000
32	32	3	0.2000	0.000	0.000	0.000	2.000
33	33	3	0.2000	0.000	0.000	0.000	2.000
34	34	3	0.2000	0.000	0.000	0.000	2.000
35	35	3	0.2000	0.000	0.000	0.000	2.000
36	36	3	0.2000	0.000	0.000	0.000	2.000
37	37	3	0.2000	0.000	0.000	0.000	2.000
38	38	3	0.2000	0.000	0.000	0.000	2.000
39	39	3	0.2000	0.000	0.000	0.000	2.000
40	40	3	0.2000	0.000	0.000	0.000	2.000
41	41	3	0.2000	0.000	0.000	0.000	2.000
42	42	3	0.2000	0.000	0.000	0.000	2.000
43	43	3	0.2000	0.000	0.000	0.000	2.000
44	44	3	0.2000	0.000	0.000	0.000	2.000
45	45	3	0.2000	0.000	0.000	0.000	2.000
46	46	3	0.2000	0.000	0.000	0.000	2.000
47	47	3	0.2000	0.000	0.000	0.000	2.000
48	48	3	0.1500	0.000	0.000	0.000	2.000
49	49	3	0.5000E-01	0.000	0.000	0.000	2.000

```
+-------------------------------------------------------------------------------------------------------------------------------+
|                   PARATIEPLUS(TM)   NLS ENGINE RELEASE  2018.0    FULL VERSION  *Build date:Nov 13, 2017*                     |
|                                                                                                                               |
|                                      NewProject.BaseDesignSection_28.Nominal_63                                               |
|                                   Exe Time : 4 September 2018 18:02:08                                                        |
+-------------------------------------------------------------------------------------------------------------------------------+
 ELEMENT GROUP NO.  3

WallElement_33                                                :
   2  48   0   1   0   0   0   0   0   0   0   0   0   0   0   1   0   0   1   0
.....................................
.........2D WALL ELEMENT...........
.....................................

element group behaviour throughout stage analysis

stage   status
------------------
    1   active
    2   active
    3   active
    4   active
    5   active
    6   active

 material set no.    1

 prop( 1) young modulus      0.314800E+08
 prop( 2) modification  time  0.00000
 prop( 3) new young modulus   0.00000
 prop( 4) poisson ratio       0.00000
 prop( 5) future .............0.294300E-43

 no. of step variable items:     1
 step  inertia multipier
--------------------------
    1   1.000
    2   1.000
    3   1.000
    4   1.000
    5   1.000
    6   1.000

 element data

   el   na   nb  mat      erc1      erc2     thick      by-i      by-j
-------------------------------------------------------------

    1    1    2    1    0.000     0.000    0.9794     0.000     0.000
    2    2    3    1    0.000     0.000    0.9794     0.000     0.000
    3    3    4    1    0.000     0.000    0.9794     0.000     0.000
    4    4    5    1    0.000     0.000    0.9794     0.000     0.000
    5    5    6    1    0.000     0.000    0.9794     0.000     0.000
    6    6    7    1    0.000     0.000    0.9794     0.000     0.000
    7    7    8    1    0.000     0.000    0.9794     0.000     0.000
    8    8    9    1    0.000     0.000    0.9794     0.000     0.000
    9    9   10    1    0.000     0.000    0.9794     0.000     0.000
   10   10   11    1    0.000     0.000    0.9794     0.000     0.000
   11   11   12    1    0.000     0.000    0.9794     0.000     0.000
   12   12   13    1    0.000     0.000    0.9794     0.000     0.000
   13   13   14    1    0.000     0.000    0.9794     0.000     0.000
   14   14   15    1    0.000     0.000    0.9794     0.000     0.000
   15   15   16    1    0.000     0.000    0.9794     0.000     0.000
   16   16   17    1    0.000     0.000    0.9794     0.000     0.000
   17   17   18    1    0.000     0.000    0.9794     0.000     0.000
   18   18   19    1    0.000     0.000    0.9794     0.000     0.000
   19   19   20    1    0.000     0.000    0.9794     0.000     0.000
   20   20   21    1    0.000     0.000    0.9794     0.000     0.000
   21   21   22    1    0.000     0.000    0.9794     0.000     0.000
   22   22   23    1    0.000     0.000    0.9794     0.000     0.000
   23   23   24    1    0.000     0.000    0.9794     0.000     0.000
```

24	24	25	1	0.000	0.000	0.9794	0.000	0.000
25	25	26	1	0.000	0.000	0.9794	0.000	0.000
26	26	27	1	0.000	0.000	0.9794	0.000	0.000
27	27	28	1	0.000	0.000	0.9794	0.000	0.000
28	28	29	1	0.000	0.000	0.9794	0.000	0.000
29	29	30	1	0.000	0.000	0.9794	0.000	0.000
30	30	31	1	0.000	0.000	0.9794	0.000	0.000
31	31	32	1	0.000	0.000	0.9794	0.000	0.000
32	32	33	1	0.000	0.000	0.9794	0.000	0.000
33	33	34	1	0.000	0.000	0.9794	0.000	0.000
34	34	35	1	0.000	0.000	0.9794	0.000	0.000
35	35	36	1	0.000	0.000	0.9794	0.000	0.000
36	36	37	1	0.000	0.000	0.9794	0.000	0.000
37	37	38	1	0.000	0.000	0.9794	0.000	0.000
38	38	39	1	0.000	0.000	0.9794	0.000	0.000
39	39	40	1	0.000	0.000	0.9794	0.000	0.000
40	40	41	1	0.000	0.000	0.9794	0.000	0.000
41	41	42	1	0.000	0.000	0.9794	0.000	0.000
42	42	43	1	0.000	0.000	0.9794	0.000	0.000
43	43	44	1	0.000	0.000	0.9794	0.000	0.000
44	44	45	1	0.000	0.000	0.9794	0.000	0.000
45	45	46	1	0.000	0.000	0.9794	0.000	0.000
46	46	47	1	0.000	0.000	0.9794	0.000	0.000
47	47	48	1	0.000	0.000	0.9794	0.000	0.000
48	48	49	1	0.000	0.000	0.9794	0.000	0.000

```
+-------------------------------------------------------------------------------------------------------------------------------+
|                   PARATIEPLUS(TM)   NLS ENGINE RELEASE  2018.0    FULL VERSION  *Build date:Nov 13, 2017*                    |
|                                                                                                                               |
|                                      NewProject.BaseDesignSection_28.Nominal_63                                               |
|                                   Exe Time : 4 September 2018 18:02:08                                                        |
+-------------------------------------------------------------------------------------------------------------------------------+
 ELEMENT GROUP NO.  4

Tieback_175                                                 :
   6   1   0   1   0   0   0   0   0   0   0   0   0   0   0   1   0   0   2   0
.....................................
.........2D POST-TENSION ANCHOR....
.....................................

element group behaviour throughout stage analysis

stage   status
------------------
    1  inactive
    2  inactive
    3   active
    4   active
    5   active
    6   active

 material set no.    1

 prop( 1) angle          30.0000
 prop( 2) young modulus 0.200100E+09
 prop( 3) modification  time  0.00000
 prop( 4) new young modulus   0.00000

 no. of step variable items:     2
 step   -ve lim     +ve lim
-----------------------------
    1   0.000       0.000
    2   0.000       0.000
    3   0.000       0.000
    4   0.000       0.000
    5   0.000       0.000
    6   0.000       0.000

 element data

   el    n  mat       a/l     pinit    yieldc    yieldt
-----------------------------------------------------------

    1    1    1   0.8441E-05 138.5     0.000     0.000
```

```
+-------------------------------------------------------------------------------------------------------------------------+
|                   PARATIEPLUS(TM)   NLS ENGINE RELEASE  2018.0    FULL VERSION  *Build date:Nov 13, 2017*              |
|                                                                                                                         |
|                                      NewProject.BaseDesignSection_28.Nominal_63                                         |
|                                   Exe Time : 4 September 2018 18:02:08                                                  |
+-------------------------------------------------------------------------------------------------------------------------+


NO. OF NODAL LOADS  (NLOAD) ...................    0
NO. OF LOAD CURVES  (NLCUR) ...................   12
MAXIMUM POINTS/LCURVE (NPTM)...................    5
```

```
+-------------------------------------------------------------------------------------------------------------------------+
|                  PARATIEPLUS(TM)   NLS ENGINE RELEASE  2018.0    FULL VERSION  *Build date:Nov 13, 2017*              |
|                                                                                                                         |
|                                     NewProject.BaseDesignSection_28.Nominal_63                                          |
|                                  Exe Time : 4 September 2018 18:02:08                                                   |
+-------------------------------------------------------------------------------------------------------------------------+
L O A D     D A T A


    LOAD FUNCTION NUMBER   =    1
    NUMBER OF TIME POINTS  =    5

    TIME VALUE      FUNCTION

       0.00000    0.0000E+00
       0.80000    0.0000E+00
       1.00000    0.1000E+01
       1.20000    0.0000E+00
       7.00000    0.0000E+00


    LOAD FUNCTION NUMBER   =    2
    NUMBER OF TIME POINTS  =    5

    TIME VALUE      FUNCTION

       0.00000    0.0000E+00
       1.80000    0.0000E+00
       2.00000    0.1000E+01
       2.20000    0.0000E+00
       7.00000    0.0000E+00


    LOAD FUNCTION NUMBER   =    3
    NUMBER OF TIME POINTS  =    5

    TIME VALUE      FUNCTION

       0.00000    0.0000E+00
       2.80000    0.0000E+00
       3.00000    0.1000E+01
       3.20000    0.0000E+00
       7.00000    0.0000E+00


    LOAD FUNCTION NUMBER   =    4
    NUMBER OF TIME POINTS  =    5

    TIME VALUE      FUNCTION

       0.00000    0.0000E+00
       3.80000    0.0000E+00
       4.00000    0.1000E+01
       4.20000    0.0000E+00
       7.00000    0.0000E+00


    LOAD FUNCTION NUMBER   =    5
    NUMBER OF TIME POINTS  =    5

    TIME VALUE      FUNCTION

       0.00000    0.0000E+00
       4.80000    0.0000E+00
       5.00000    0.1000E+01
       5.20000    0.0000E+00
```

```
   7.00000    0.0000E+00


LOAD FUNCTION NUMBER   =    6
NUMBER OF TIME POINTS  =    5

TIME VALUE      FUNCTION

   0.00000    0.0000E+00
   5.80000    0.0000E+00
   6.00000    0.1000E+01
   6.20000    0.0000E+00
   7.00000    0.0000E+00


LOAD FUNCTION NUMBER   =    7
NUMBER OF TIME POINTS  =    4

TIME VALUE      FUNCTION

   0.00000    0.0000E+00
   0.80000    0.0000E+00
   1.00000    0.1000E+01
   7.00000    0.1000E+01


LOAD FUNCTION NUMBER   =    8
NUMBER OF TIME POINTS  =    4

TIME VALUE      FUNCTION

   0.00000    0.0000E+00
   1.80000    0.0000E+00
   2.00000    0.1000E+01
   7.00000    0.1000E+01


LOAD FUNCTION NUMBER   =    9
NUMBER OF TIME POINTS  =    4

TIME VALUE      FUNCTION

   0.00000    0.0000E+00
   2.80000    0.0000E+00
   3.00000    0.1000E+01
   7.00000    0.1000E+01


LOAD FUNCTION NUMBER   =   10
NUMBER OF TIME POINTS  =    4

TIME VALUE      FUNCTION

   0.00000    0.0000E+00
   3.80000    0.0000E+00
   4.00000    0.1000E+01
   7.00000    0.1000E+01


LOAD FUNCTION NUMBER   =   11
NUMBER OF TIME POINTS  =    4

TIME VALUE      FUNCTION

   0.00000    0.0000E+00
   4.80000    0.0000E+00
   5.00000    0.1000E+01
   7.00000    0.1000E+01
```

```
     LOAD FUNCTION NUMBER   =   12
     NUMBER OF TIME POINTS  =    4

     TIME VALUE      FUNCTION

        0.00000    0.0000E+00
        5.80000    0.0000E+00
        6.00000    0.1000E+01
        7.00000    0.1000E+01


 PROCESSING DISTRIBUTED LOADS CARD NO.    1
  AT Y-COORD  0.000     Z-COORD -5.100     PRESSURE  7.556
                        Z-COORD  0.000     PRESSURE  7.556
  L.CURVE        6

 NO. OF GENERATED NODAL FORCES    26
 NODE          Z-LVL               FORCE /  NODE          Z-LVL               FORCE /  NODE          Z-LVL
FORCE /

   26     -.5000E+01       0.1140956E+01 /    25     -.4800E+01       0.1526312E+01 /    24     -.4600E+01
0.1526312E+01 /
   23     -.4400E+01       0.1526312E+01 /    22     -.4200E+01       0.1526312E+01 /    21     -.4000E+01
0.1526308E+01 /
   20     -.3800E+01       0.1526308E+01 /    19     -.3600E+01       0.1526312E+01 /    18     -.3400E+01
0.1526312E+01 /
   17     -.3200E+01       0.1526316E+01 /    16     -.3000E+01       0.1526316E+01 /    15     -.2800E+01
0.1526312E+01 /
   14     -.2600E+01       0.1526312E+01 /    13     -.2400E+01       0.1526312E+01 /    12     -.2200E+01
0.1526312E+01 /
   11     -.2000E+01       0.1526312E+01 /    10     -.1800E+01       0.1526312E+01 /     9     -.1600E+01
0.1526312E+01 /
    8     -.1400E+01       0.1526312E+01 /     7     -.1200E+01       0.1526312E+01 /     6     -.1000E+01
0.1526312E+01 /
    5     -.8000E+00       0.1526312E+01 /     4     -.6000E+00       0.1526312E+01 /     3     -.4000E+00
0.1526312E+01 /
    2     -.2000E+00       0.1526312E+01 /     1     0.0000E+00       0.7631560E+00 /

  OVERALL APPLIED Y FORCE FOR CURRENT DISTRIBUTED LOAD               38.536


 NO. OF DISTRIBUTED LOAD CARDS     1
```

```
+---------------------------------------------------------------------------------------------------------------------+
|                   PARATIEPLUS(TM)   NLS ENGINE RELEASE  2018.0    FULL VERSION  *Build date:Nov 13, 2017*            |
|                                                                                                                     |
|                                      NewProject.BaseDesignSection_28.Nominal_63                                     |
|                                   Exe Time : 4 September 2018 18:02:08                                              |
+---------------------------------------------------------------------------------------------------------------------+
L O A D     B A L A N C E

STEP     1 TOTAL APPLIED LOAD IN DIR.  2  Y-DISPL.F       0.0000000
STEP     1 TOTAL APPLIED LOAD IN DIR.  4   X-ROT. F       0.0000000

STEP     2 TOTAL APPLIED LOAD IN DIR.  2  Y-DISPL.F       0.0000000
STEP     2 TOTAL APPLIED LOAD IN DIR.  4   X-ROT. F       0.0000000

STEP     3 TOTAL APPLIED LOAD IN DIR.  2  Y-DISPL.F       0.0000000
STEP     3 TOTAL APPLIED LOAD IN DIR.  4   X-ROT. F       0.0000000

STEP     4 TOTAL APPLIED LOAD IN DIR.  2  Y-DISPL.F       0.0000000
STEP     4 TOTAL APPLIED LOAD IN DIR.  4   X-ROT. F       0.0000000

STEP     5 TOTAL APPLIED LOAD IN DIR.  2  Y-DISPL.F       0.0000000
STEP     5 TOTAL APPLIED LOAD IN DIR.  4   X-ROT. F       0.0000000

STEP     6 TOTAL APPLIED LOAD IN DIR.  2  Y-DISPL.F       38.535600
STEP     6 TOTAL APPLIED LOAD IN DIR.  4   X-ROT. F       0.0000000


                        LOAD INPUT SECTION COMPLETED
```

```
+-------------------------------------------------------------------------------------------------------------------------+
|                  PARATIEPLUS(TM)   NLS ENGINE RELEASE  2018.0    FULL VERSION  *Build date:Nov 13, 2017*              |
|                                                                                                                         |
|                                     NewProject.BaseDesignSection_28.Nominal_63                                          |
|                                  Exe Time : 4 September 2018 18:02:08                                                   |
+-------------------------------------------------------------------------------------------------------------------------+


NO. OF LAYERS ..............................    3
NO. OF DATA PER LAYER.......................  100
```

```
+-------------------------------------------------------------------------------------------------------------------------+
|                   PARATIEPLUS(TM)   NLS ENGINE RELEASE  2018.0    FULL VERSION  *Build date:Nov 13, 2017*               |
|                                                                                                                         |
|                                      NewProject.BaseDesignSection_28.Nominal_63                                         |
|                                  Exe Time : 4 September 2018 18:02:08                                                   |
+-------------------------------------------------------------------------------------------------------------------------+

LAYER DESCRIPTORS FOR STEP NO.    1


 NON ZERO LAYER DESCRIPTORS FOR LAYER NO.    1 FOR STEP NO.    1

ITEM NO.   1<NAME    >=  16.000     (BOTH WALLS)
ITEM NO.   2<NATURE  >=  1.0000     (BOTH WALLS)
ITEM NO.   3<LEVEL   >=  3.0000     (BOTH WALLS)
ITEM NO.   4<WALL    >=  1.0000     (BOTH WALLS)
ITEM NO.   5<GAMMAD  >=  19.000     (BOTH WALLS)
ITEM NO.   6<GAMMAB  >=  10.000     (BOTH WALLS)
ITEM NO.   7<GAMMAW  >=  10.000     (BOTH WALLS)
ITEM NO.   9<U-FRICT >=  38.000     (BOTH WALLS)
ITEM NO.  10<U-KA    >= 0.23800     WALL NO.        1
ITEM NO.  11<U-KP    >=  7.2320     WALL NO.        1
ITEM NO.  12<K0-NC   >= 0.50000     (BOTH WALLS)
ITEM NO.  13<NEXP    >= 0.50000     (BOTH WALLS)
ITEM NO.  14<OCR     >=  1.0000     (BOTH WALLS)
ITEM NO.  16<MODEL   >=  1.0000     (BOTH WALLS)
ITEM NO.  17<EVC     >=  15000.     (BOTH WALLS)
ITEM NO.  18<EUR     >=  45000.     (BOTH WALLS)
ITEM NO.  27<U-PERM  >= 0.10000E-03 (BOTH WALLS)
ITEM NO.  52<D-NATURE>=  1.0000     (BOTH WALLS)
ITEM NO.  53<D-LEVEL >=  0.0000     (BOTH WALLS)
ITEM NO.  59<D-FRICT >=  38.000     (BOTH WALLS)
ITEM NO.  60<D-KA    >= 0.23800     WALL NO.        1
ITEM NO.  61<D-KP    >=  7.2320     WALL NO.        1
ITEM NO.  77<D-PERM  >= 0.10000E-03 (BOTH WALLS)

 NON ZERO LAYER DESCRIPTORS FOR LAYER NO.    2 FOR STEP NO.    1

ITEM NO.   1<NAME    >=  17.000     (BOTH WALLS)
ITEM NO.   2<NATURE  >=  1.0000     (BOTH WALLS)
ITEM NO.   3<LEVEL   >=  0.0000     (BOTH WALLS)
ITEM NO.   4<WALL    >=  1.0000     (BOTH WALLS)
ITEM NO.   5<GAMMAD  >=  16.000     (BOTH WALLS)
ITEM NO.   6<GAMMAB  >=  6.0000     (BOTH WALLS)
ITEM NO.   7<GAMMAW  >=  10.000     (BOTH WALLS)
ITEM NO.   9<U-FRICT >=  30.000     (BOTH WALLS)
ITEM NO.  10<U-KA    >= 0.33300     WALL NO.        1
ITEM NO.  11<U-KP    >=  5.5480     WALL NO.        1
ITEM NO.  12<K0-NC   >= 0.50000     (BOTH WALLS)
ITEM NO.  13<NEXP    >= 0.50000     (BOTH WALLS)
ITEM NO.  14<OCR     >=  1.0000     (BOTH WALLS)
ITEM NO.  16<MODEL   >=  1.0000     (BOTH WALLS)
ITEM NO.  17<EVC     >=  30000.     (BOTH WALLS)
ITEM NO.  18<EUR     >=  48000.     (BOTH WALLS)
ITEM NO.  27<U-PERM  >= 0.10000E-04 (BOTH WALLS)
ITEM NO.  52<D-NATURE>=  1.0000     (BOTH WALLS)
ITEM NO.  53<D-LEVEL >=  0.0000     (BOTH WALLS)
ITEM NO.  59<D-FRICT >=  30.000     (BOTH WALLS)
ITEM NO.  60<D-KA    >= 0.33300     WALL NO.        1
ITEM NO.  61<D-KP    >=  4.2880     WALL NO.        1
ITEM NO.  77<D-PERM  >= 0.10000E-04 (BOTH WALLS)

 NON ZERO LAYER DESCRIPTORS FOR LAYER NO.    3 FOR STEP NO.    1

ITEM NO.   1<NAME    >=  18.000     (BOTH WALLS)
ITEM NO.   2<NATURE  >=  1.0000     (BOTH WALLS)
ITEM NO.   3<LEVEL   >= -5.0000     (BOTH WALLS)
ITEM NO.   4<WALL    >=  1.0000     (BOTH WALLS)
ITEM NO.   5<GAMMAD  >=  16.000     (BOTH WALLS)
ITEM NO.   6<GAMMAB  >=  6.0000     (BOTH WALLS)
ITEM NO.   7<GAMMAW  >=  10.000     (BOTH WALLS)
```

```
ITEM NO.   8<U-COHE  >=  1.0000     (BOTH WALLS)
ITEM NO.   9<U-FRICT >=  33.000     (BOTH WALLS)
ITEM NO.  10<U-KA    >= 0.29500     WALL NO.        1
ITEM NO.  11<U-KP    >=  6.6480     WALL NO.        1
ITEM NO.  12<K0-NC   >= 0.50000     (BOTH WALLS)
ITEM NO.  13<NEXP    >= 0.50000     (BOTH WALLS)
ITEM NO.  14<OCR     >=  1.0000     (BOTH WALLS)
ITEM NO.  16<MODEL   >=  1.0000     (BOTH WALLS)
ITEM NO.  17<EVC     >=  68000.     (BOTH WALLS)
ITEM NO.  18<EUR     >= 0.10880E+06 (BOTH WALLS)
ITEM NO.  27<U-PERM  >= 0.10000E-04 (BOTH WALLS)
ITEM NO.  52<D-NATURE>=  1.0000     (BOTH WALLS)
ITEM NO.  53<D-LEVEL >=  0.0000     (BOTH WALLS)
ITEM NO.  58<D-COHE  >=  1.0000     (BOTH WALLS)
ITEM NO.  59<D-FRICT >=  33.000     (BOTH WALLS)
ITEM NO.  60<D-KA    >= 0.29500     WALL NO.        1
ITEM NO.  61<D-KP    >=  5.1600     WALL NO.        1
ITEM NO.  77<D-PERM  >= 0.10000E-04 (BOTH WALLS)

LAYER DESCRIPTORS FOR STEP NO.    2


 NON ZERO LAYER DESCRIPTORS FOR LAYER NO.    1 FOR STEP NO.    2

ITEM NO.   1<NAME    >=  16.000     (BOTH WALLS)
ITEM NO.   2<NATURE  >=  1.0000     (BOTH WALLS)
ITEM NO.   3<LEVEL   >=  3.0000     (BOTH WALLS)
ITEM NO.   4<WALL    >=  1.0000     (BOTH WALLS)
ITEM NO.   5<GAMMAD  >=  19.000     (BOTH WALLS)
ITEM NO.   6<GAMMAB  >=  10.000     (BOTH WALLS)
ITEM NO.   7<GAMMAW  >=  10.000     (BOTH WALLS)
ITEM NO.   9<U-FRICT >=  38.000     (BOTH WALLS)
ITEM NO.  10<U-KA    >= 0.23800     WALL NO.        1
ITEM NO.  11<U-KP    >=  7.2320     WALL NO.        1
ITEM NO.  12<K0-NC   >= 0.50000     (BOTH WALLS)
ITEM NO.  13<NEXP    >= 0.50000     (BOTH WALLS)
ITEM NO.  14<OCR     >=  1.0000     (BOTH WALLS)
ITEM NO.  16<MODEL   >=  1.0000     (BOTH WALLS)
ITEM NO.  17<EVC     >=  15000.     (BOTH WALLS)
ITEM NO.  18<EUR     >=  45000.     (BOTH WALLS)
ITEM NO.  27<U-PERM  >= 0.10000E-03 (BOTH WALLS)
ITEM NO.  52<D-NATURE>=  1.0000     (BOTH WALLS)
ITEM NO.  53<D-LEVEL >=  0.0000     (BOTH WALLS)
ITEM NO.  59<D-FRICT >=  38.000     (BOTH WALLS)
ITEM NO.  60<D-KA    >= 0.23800     WALL NO.        1
ITEM NO.  61<D-KP    >=  7.2320     WALL NO.        1
ITEM NO.  77<D-PERM  >= 0.10000E-03 (BOTH WALLS)

 NON ZERO LAYER DESCRIPTORS FOR LAYER NO.    2 FOR STEP NO.    2

ITEM NO.   1<NAME    >=  17.000     (BOTH WALLS)
ITEM NO.   2<NATURE  >=  1.0000     (BOTH WALLS)
ITEM NO.   3<LEVEL   >=  0.0000     (BOTH WALLS)
ITEM NO.   4<WALL    >=  1.0000     (BOTH WALLS)
ITEM NO.   5<GAMMAD  >=  16.000     (BOTH WALLS)
ITEM NO.   6<GAMMAB  >=  6.0000     (BOTH WALLS)
ITEM NO.   7<GAMMAW  >=  10.000     (BOTH WALLS)
ITEM NO.   9<U-FRICT >=  30.000     (BOTH WALLS)
ITEM NO.  10<U-KA    >= 0.33300     WALL NO.        1
ITEM NO.  11<U-KP    >=  5.5480     WALL NO.        1
ITEM NO.  12<K0-NC   >= 0.50000     (BOTH WALLS)
ITEM NO.  13<NEXP    >= 0.50000     (BOTH WALLS)
ITEM NO.  14<OCR     >=  1.0000     (BOTH WALLS)
ITEM NO.  16<MODEL   >=  1.0000     (BOTH WALLS)
ITEM NO.  17<EVC     >=  30000.     (BOTH WALLS)
ITEM NO.  18<EUR     >=  48000.     (BOTH WALLS)
ITEM NO.  27<U-PERM  >= 0.10000E-04 (BOTH WALLS)
ITEM NO.  52<D-NATURE>=  1.0000     (BOTH WALLS)
ITEM NO.  53<D-LEVEL >=  0.0000     (BOTH WALLS)
ITEM NO.  59<D-FRICT >=  30.000     (BOTH WALLS)
ITEM NO.  60<D-KA    >= 0.33300     WALL NO.        1
ITEM NO.  61<D-KP    >=  4.2880     WALL NO.        1
ITEM NO.  77<D-PERM  >= 0.10000E-04 (BOTH WALLS)
```

```
 NON ZERO LAYER DESCRIPTORS FOR LAYER NO.    3 FOR STEP NO.    2

ITEM NO.   1<NAME    >=  18.000     (BOTH WALLS)
ITEM NO.   2<NATURE  >=  1.0000     (BOTH WALLS)
ITEM NO.   3<LEVEL   >= -5.0000     (BOTH WALLS)
ITEM NO.   4<WALL    >=  1.0000     (BOTH WALLS)
ITEM NO.   5<GAMMAD  >=  16.000     (BOTH WALLS)
ITEM NO.   6<GAMMAB  >=  6.0000     (BOTH WALLS)
ITEM NO.   7<GAMMAW  >=  10.000     (BOTH WALLS)
ITEM NO.   8<U-COHE  >=  1.0000     (BOTH WALLS)
ITEM NO.   9<U-FRICT >=  33.000     (BOTH WALLS)
ITEM NO.  10<U-KA    >= 0.29500     WALL NO.        1
ITEM NO.  11<U-KP    >=  6.6480     WALL NO.        1
ITEM NO.  12<K0-NC   >= 0.50000     (BOTH WALLS)
ITEM NO.  13<NEXP    >= 0.50000     (BOTH WALLS)
ITEM NO.  14<OCR     >=  1.0000     (BOTH WALLS)
ITEM NO.  16<MODEL   >=  1.0000     (BOTH WALLS)
ITEM NO.  17<EVC     >=  68000.     (BOTH WALLS)
ITEM NO.  18<EUR     >= 0.10880E+06 (BOTH WALLS)
ITEM NO.  27<U-PERM  >= 0.10000E-04 (BOTH WALLS)
ITEM NO.  52<D-NATURE>=  1.0000     (BOTH WALLS)
ITEM NO.  53<D-LEVEL >=  0.0000     (BOTH WALLS)
ITEM NO.  58<D-COHE  >=  1.0000     (BOTH WALLS)
ITEM NO.  59<D-FRICT >=  33.000     (BOTH WALLS)
ITEM NO.  60<D-KA    >= 0.29500     WALL NO.        1
ITEM NO.  61<D-KP    >=  5.1600     WALL NO.        1
ITEM NO.  77<D-PERM  >= 0.10000E-04 (BOTH WALLS)

LAYER DESCRIPTORS FOR STEP NO.    3


 NON ZERO LAYER DESCRIPTORS FOR LAYER NO.    1 FOR STEP NO.    3

ITEM NO.   1<NAME    >=  16.000     (BOTH WALLS)
ITEM NO.   2<NATURE  >=  1.0000     (BOTH WALLS)
ITEM NO.   3<LEVEL   >=  3.0000     (BOTH WALLS)
ITEM NO.   4<WALL    >=  1.0000     (BOTH WALLS)
ITEM NO.   5<GAMMAD  >=  19.000     (BOTH WALLS)
ITEM NO.   6<GAMMAB  >=  10.000     (BOTH WALLS)
ITEM NO.   7<GAMMAW  >=  10.000     (BOTH WALLS)
ITEM NO.   9<U-FRICT >=  38.000     (BOTH WALLS)
ITEM NO.  10<U-KA    >= 0.23800     WALL NO.        1
ITEM NO.  11<U-KP    >=  7.2320     WALL NO.        1
ITEM NO.  12<K0-NC   >= 0.50000     (BOTH WALLS)
ITEM NO.  13<NEXP    >= 0.50000     (BOTH WALLS)
ITEM NO.  14<OCR     >=  1.0000     (BOTH WALLS)
ITEM NO.  16<MODEL   >=  1.0000     (BOTH WALLS)
ITEM NO.  17<EVC     >=  15000.     (BOTH WALLS)
ITEM NO.  18<EUR     >=  45000.     (BOTH WALLS)
ITEM NO.  27<U-PERM  >= 0.10000E-03 (BOTH WALLS)
ITEM NO.  52<D-NATURE>=  1.0000     (BOTH WALLS)
ITEM NO.  53<D-LEVEL >=  0.0000     (BOTH WALLS)
ITEM NO.  59<D-FRICT >=  38.000     (BOTH WALLS)
ITEM NO.  60<D-KA    >= 0.23800     WALL NO.        1
ITEM NO.  61<D-KP    >=  7.2320     WALL NO.        1
ITEM NO.  77<D-PERM  >= 0.10000E-03 (BOTH WALLS)

 NON ZERO LAYER DESCRIPTORS FOR LAYER NO.    2 FOR STEP NO.    3

ITEM NO.   1<NAME    >=  17.000     (BOTH WALLS)
ITEM NO.   2<NATURE  >=  1.0000     (BOTH WALLS)
ITEM NO.   3<LEVEL   >=  0.0000     (BOTH WALLS)
ITEM NO.   4<WALL    >=  1.0000     (BOTH WALLS)
ITEM NO.   5<GAMMAD  >=  16.000     (BOTH WALLS)
ITEM NO.   6<GAMMAB  >=  6.0000     (BOTH WALLS)
ITEM NO.   7<GAMMAW  >=  10.000     (BOTH WALLS)
ITEM NO.   9<U-FRICT >=  30.000     (BOTH WALLS)
ITEM NO.  10<U-KA    >= 0.33300     WALL NO.        1
ITEM NO.  11<U-KP    >=  5.5480     WALL NO.        1
ITEM NO.  12<K0-NC   >= 0.50000     (BOTH WALLS)
ITEM NO.  13<NEXP    >= 0.50000     (BOTH WALLS)
ITEM NO.  14<OCR     >=  1.0000     (BOTH WALLS)
ITEM NO.  16<MODEL   >=  1.0000     (BOTH WALLS)
ITEM NO.  17<EVC     >=  30000.     (BOTH WALLS)
```

```
ITEM NO.  18<EUR     >=  48000.     (BOTH WALLS)
ITEM NO.  27<U-PERM  >= 0.10000E-04 (BOTH WALLS)
ITEM NO.  52<D-NATURE>=  1.0000     (BOTH WALLS)
ITEM NO.  53<D-LEVEL >=  0.0000     (BOTH WALLS)
ITEM NO.  59<D-FRICT >=  30.000     (BOTH WALLS)
ITEM NO.  60<D-KA    >= 0.33300     WALL NO.        1
ITEM NO.  61<D-KP    >=  4.2880     WALL NO.        1
ITEM NO.  77<D-PERM  >= 0.10000E-04 (BOTH WALLS)

 NON ZERO LAYER DESCRIPTORS FOR LAYER NO.    3 FOR STEP NO.    3

ITEM NO.   1<NAME    >=  18.000     (BOTH WALLS)
ITEM NO.   2<NATURE  >=  1.0000     (BOTH WALLS)
ITEM NO.   3<LEVEL   >= -5.0000     (BOTH WALLS)
ITEM NO.   4<WALL    >=  1.0000     (BOTH WALLS)
ITEM NO.   5<GAMMAD  >=  16.000     (BOTH WALLS)
ITEM NO.   6<GAMMAB  >=  6.0000     (BOTH WALLS)
ITEM NO.   7<GAMMAW  >=  10.000     (BOTH WALLS)
ITEM NO.   8<U-COHE  >=  1.0000     (BOTH WALLS)
ITEM NO.   9<U-FRICT >=  33.000     (BOTH WALLS)
ITEM NO.  10<U-KA    >= 0.29500     WALL NO.        1
ITEM NO.  11<U-KP    >=  6.6480     WALL NO.        1
ITEM NO.  12<K0-NC   >= 0.50000     (BOTH WALLS)
ITEM NO.  13<NEXP    >= 0.50000     (BOTH WALLS)
ITEM NO.  14<OCR     >=  1.0000     (BOTH WALLS)
ITEM NO.  16<MODEL   >=  1.0000     (BOTH WALLS)
ITEM NO.  17<EVC     >=  68000.     (BOTH WALLS)
ITEM NO.  18<EUR     >= 0.10880E+06 (BOTH WALLS)
ITEM NO.  27<U-PERM  >= 0.10000E-04 (BOTH WALLS)
ITEM NO.  52<D-NATURE>=  1.0000     (BOTH WALLS)
ITEM NO.  53<D-LEVEL >=  0.0000     (BOTH WALLS)
ITEM NO.  58<D-COHE  >=  1.0000     (BOTH WALLS)
ITEM NO.  59<D-FRICT >=  33.000     (BOTH WALLS)
ITEM NO.  60<D-KA    >= 0.29500     WALL NO.        1
ITEM NO.  61<D-KP    >=  5.1600     WALL NO.        1
ITEM NO.  77<D-PERM  >= 0.10000E-04 (BOTH WALLS)

LAYER DESCRIPTORS FOR STEP NO.    4


 NON ZERO LAYER DESCRIPTORS FOR LAYER NO.    1 FOR STEP NO.    4

ITEM NO.   1<NAME    >=  16.000     (BOTH WALLS)
ITEM NO.   2<NATURE  >=  1.0000     (BOTH WALLS)
ITEM NO.   3<LEVEL   >=  3.0000     (BOTH WALLS)
ITEM NO.   4<WALL    >=  1.0000     (BOTH WALLS)
ITEM NO.   5<GAMMAD  >=  19.000     (BOTH WALLS)
ITEM NO.   6<GAMMAB  >=  10.000     (BOTH WALLS)
ITEM NO.   7<GAMMAW  >=  10.000     (BOTH WALLS)
ITEM NO.   9<U-FRICT >=  38.000     (BOTH WALLS)
ITEM NO.  10<U-KA    >= 0.23800     WALL NO.        1
ITEM NO.  11<U-KP    >=  7.2320     WALL NO.        1
ITEM NO.  12<K0-NC   >= 0.50000     (BOTH WALLS)
ITEM NO.  13<NEXP    >= 0.50000     (BOTH WALLS)
ITEM NO.  14<OCR     >=  1.0000     (BOTH WALLS)
ITEM NO.  16<MODEL   >=  1.0000     (BOTH WALLS)
ITEM NO.  17<EVC     >=  15000.     (BOTH WALLS)
ITEM NO.  18<EUR     >=  45000.     (BOTH WALLS)
ITEM NO.  27<U-PERM  >= 0.10000E-03 (BOTH WALLS)
ITEM NO.  52<D-NATURE>=  1.0000     (BOTH WALLS)
ITEM NO.  53<D-LEVEL >=  0.0000     (BOTH WALLS)
ITEM NO.  59<D-FRICT >=  38.000     (BOTH WALLS)
ITEM NO.  60<D-KA    >= 0.23800     WALL NO.        1
ITEM NO.  61<D-KP    >=  7.2320     WALL NO.        1
ITEM NO.  77<D-PERM  >= 0.10000E-03 (BOTH WALLS)

 NON ZERO LAYER DESCRIPTORS FOR LAYER NO.    2 FOR STEP NO.    4

ITEM NO.   1<NAME    >=  17.000     (BOTH WALLS)
ITEM NO.   2<NATURE  >=  1.0000     (BOTH WALLS)
ITEM NO.   3<LEVEL   >=  0.0000     (BOTH WALLS)
ITEM NO.   4<WALL    >=  1.0000     (BOTH WALLS)
ITEM NO.   5<GAMMAD  >=  16.000     (BOTH WALLS)
ITEM NO.   6<GAMMAB  >=  6.0000     (BOTH WALLS)
```

```
ITEM NO.   7<GAMMAW  >=  10.000     (BOTH WALLS)
ITEM NO.   9<U-FRICT >=  30.000     (BOTH WALLS)
ITEM NO.  10<U-KA    >= 0.33300     WALL NO.        1
ITEM NO.  11<U-KP    >=  5.5480     WALL NO.        1
ITEM NO.  12<K0-NC   >= 0.50000     (BOTH WALLS)
ITEM NO.  13<NEXP    >= 0.50000     (BOTH WALLS)
ITEM NO.  14<OCR     >=  1.0000     (BOTH WALLS)
ITEM NO.  16<MODEL   >=  1.0000     (BOTH WALLS)
ITEM NO.  17<EVC     >=  30000.     (BOTH WALLS)
ITEM NO.  18<EUR     >=  48000.     (BOTH WALLS)
ITEM NO.  27<U-PERM  >= 0.10000E-04 (BOTH WALLS)
ITEM NO.  52<D-NATURE>=  1.0000     (BOTH WALLS)
ITEM NO.  53<D-LEVEL >=  0.0000     (BOTH WALLS)
ITEM NO.  59<D-FRICT >=  30.000     (BOTH WALLS)
ITEM NO.  60<D-KA    >= 0.33300     WALL NO.        1
ITEM NO.  61<D-KP    >=  4.2880     WALL NO.        1
ITEM NO.  77<D-PERM  >= 0.10000E-04 (BOTH WALLS)

 NON ZERO LAYER DESCRIPTORS FOR LAYER NO.    3 FOR STEP NO.    4

ITEM NO.   1<NAME    >=  18.000     (BOTH WALLS)
ITEM NO.   2<NATURE  >=  1.0000     (BOTH WALLS)
ITEM NO.   3<LEVEL   >= -5.0000     (BOTH WALLS)
ITEM NO.   4<WALL    >=  1.0000     (BOTH WALLS)
ITEM NO.   5<GAMMAD  >=  16.000     (BOTH WALLS)
ITEM NO.   6<GAMMAB  >=  6.0000     (BOTH WALLS)
ITEM NO.   7<GAMMAW  >=  10.000     (BOTH WALLS)
ITEM NO.   8<U-COHE  >=  1.0000     (BOTH WALLS)
ITEM NO.   9<U-FRICT >=  33.000     (BOTH WALLS)
ITEM NO.  10<U-KA    >= 0.29500     WALL NO.        1
ITEM NO.  11<U-KP    >=  6.6480     WALL NO.        1
ITEM NO.  12<K0-NC   >= 0.50000     (BOTH WALLS)
ITEM NO.  13<NEXP    >= 0.50000     (BOTH WALLS)
ITEM NO.  14<OCR     >=  1.0000     (BOTH WALLS)
ITEM NO.  16<MODEL   >=  1.0000     (BOTH WALLS)
ITEM NO.  17<EVC     >=  68000.     (BOTH WALLS)
ITEM NO.  18<EUR     >= 0.10880E+06 (BOTH WALLS)
ITEM NO.  27<U-PERM  >= 0.10000E-04 (BOTH WALLS)
ITEM NO.  52<D-NATURE>=  1.0000     (BOTH WALLS)
ITEM NO.  53<D-LEVEL >=  0.0000     (BOTH WALLS)
ITEM NO.  58<D-COHE  >=  1.0000     (BOTH WALLS)
ITEM NO.  59<D-FRICT >=  33.000     (BOTH WALLS)
ITEM NO.  60<D-KA    >= 0.29500     WALL NO.        1
ITEM NO.  61<D-KP    >=  5.1600     WALL NO.        1
ITEM NO.  77<D-PERM  >= 0.10000E-04 (BOTH WALLS)

LAYER DESCRIPTORS FOR STEP NO.    5

 NON ZERO LAYER DESCRIPTORS FOR LAYER NO.    1 FOR STEP NO.    5

ITEM NO.   1<NAME    >=  16.000     (BOTH WALLS)
ITEM NO.   2<NATURE  >=  1.0000     (BOTH WALLS)
ITEM NO.   3<LEVEL   >=  3.0000     (BOTH WALLS)
ITEM NO.   4<WALL    >=  1.0000     (BOTH WALLS)
ITEM NO.   5<GAMMAD  >=  19.000     (BOTH WALLS)
ITEM NO.   6<GAMMAB  >=  10.000     (BOTH WALLS)
ITEM NO.   7<GAMMAW  >=  10.000     (BOTH WALLS)
ITEM NO.   9<U-FRICT >=  38.000     (BOTH WALLS)
ITEM NO.  10<U-KA    >= 0.23800     WALL NO.        1
ITEM NO.  11<U-KP    >=  7.2320     WALL NO.        1
ITEM NO.  12<K0-NC   >= 0.50000     (BOTH WALLS)
ITEM NO.  13<NEXP    >= 0.50000     (BOTH WALLS)
ITEM NO.  14<OCR     >=  1.0000     (BOTH WALLS)
ITEM NO.  16<MODEL   >=  1.0000     (BOTH WALLS)
ITEM NO.  17<EVC     >=  15000.     (BOTH WALLS)
ITEM NO.  18<EUR     >=  45000.     (BOTH WALLS)
ITEM NO.  27<U-PERM  >= 0.10000E-03 (BOTH WALLS)
ITEM NO.  52<D-NATURE>=  1.0000     (BOTH WALLS)
ITEM NO.  53<D-LEVEL >=  0.0000     (BOTH WALLS)
ITEM NO.  59<D-FRICT >=  38.000     (BOTH WALLS)
ITEM NO.  60<D-KA    >= 0.23800     WALL NO.        1
ITEM NO.  61<D-KP    >=  7.2320     WALL NO.        1
ITEM NO.  77<D-PERM  >= 0.10000E-03 (BOTH WALLS)
```

```
 NON ZERO LAYER DESCRIPTORS FOR LAYER NO.    2 FOR STEP NO.    5

ITEM NO.   1<NAME    >=  17.000     (BOTH WALLS)
ITEM NO.   2<NATURE  >=  1.0000     (BOTH WALLS)
ITEM NO.   3<LEVEL   >=  0.0000     (BOTH WALLS)
ITEM NO.   4<WALL    >=  1.0000     (BOTH WALLS)
ITEM NO.   5<GAMMAD  >=  16.000     (BOTH WALLS)
ITEM NO.   6<GAMMAB  >=  6.0000     (BOTH WALLS)
ITEM NO.   7<GAMMAW  >=  10.000     (BOTH WALLS)
ITEM NO.   9<U-FRICT >=  30.000     (BOTH WALLS)
ITEM NO.  10<U-KA    >= 0.33300     WALL NO.        1
ITEM NO.  11<U-KP    >=  5.5480     WALL NO.        1
ITEM NO.  12<K0-NC   >= 0.50000     (BOTH WALLS)
ITEM NO.  13<NEXP    >= 0.50000     (BOTH WALLS)
ITEM NO.  14<OCR     >=  1.0000     (BOTH WALLS)
ITEM NO.  16<MODEL   >=  1.0000     (BOTH WALLS)
ITEM NO.  17<EVC     >=  30000.     (BOTH WALLS)
ITEM NO.  18<EUR     >=  48000.     (BOTH WALLS)
ITEM NO.  27<U-PERM  >= 0.10000E-04 (BOTH WALLS)
ITEM NO.  52<D-NATURE>=  1.0000     (BOTH WALLS)
ITEM NO.  53<D-LEVEL >=  0.0000     (BOTH WALLS)
ITEM NO.  59<D-FRICT >=  30.000     (BOTH WALLS)
ITEM NO.  60<D-KA    >= 0.33300     WALL NO.        1
ITEM NO.  61<D-KP    >=  4.2880     WALL NO.        1
ITEM NO.  77<D-PERM  >= 0.10000E-04 (BOTH WALLS)

 NON ZERO LAYER DESCRIPTORS FOR LAYER NO.    3 FOR STEP NO.    5

ITEM NO.   1<NAME    >=  18.000     (BOTH WALLS)
ITEM NO.   2<NATURE  >=  1.0000     (BOTH WALLS)
ITEM NO.   3<LEVEL   >= -5.0000     (BOTH WALLS)
ITEM NO.   4<WALL    >=  1.0000     (BOTH WALLS)
ITEM NO.   5<GAMMAD  >=  16.000     (BOTH WALLS)
ITEM NO.   6<GAMMAB  >=  6.0000     (BOTH WALLS)
ITEM NO.   7<GAMMAW  >=  10.000     (BOTH WALLS)
ITEM NO.   8<U-COHE  >=  1.0000     (BOTH WALLS)
ITEM NO.   9<U-FRICT >=  33.000     (BOTH WALLS)
ITEM NO.  10<U-KA    >= 0.29500     WALL NO.        1
ITEM NO.  11<U-KP    >=  6.6480     WALL NO.        1
ITEM NO.  12<K0-NC   >= 0.50000     (BOTH WALLS)
ITEM NO.  13<NEXP    >= 0.50000     (BOTH WALLS)
ITEM NO.  14<OCR     >=  1.0000     (BOTH WALLS)
ITEM NO.  16<MODEL   >=  1.0000     (BOTH WALLS)
ITEM NO.  17<EVC     >=  68000.     (BOTH WALLS)
ITEM NO.  18<EUR     >= 0.10880E+06 (BOTH WALLS)
ITEM NO.  27<U-PERM  >= 0.10000E-04 (BOTH WALLS)
ITEM NO.  52<D-NATURE>=  1.0000     (BOTH WALLS)
ITEM NO.  53<D-LEVEL >=  0.0000     (BOTH WALLS)
ITEM NO.  58<D-COHE  >=  1.0000     (BOTH WALLS)
ITEM NO.  59<D-FRICT >=  33.000     (BOTH WALLS)
ITEM NO.  60<D-KA    >= 0.29500     WALL NO.        1
ITEM NO.  61<D-KP    >=  5.1600     WALL NO.        1
ITEM NO.  77<D-PERM  >= 0.10000E-04 (BOTH WALLS)

LAYER DESCRIPTORS FOR STEP NO.    6

 NON ZERO LAYER DESCRIPTORS FOR LAYER NO.    1 FOR STEP NO.    6

ITEM NO.   1<NAME    >=  16.000     (BOTH WALLS)
ITEM NO.   2<NATURE  >=  1.0000     (BOTH WALLS)
ITEM NO.   3<LEVEL   >=  3.0000     (BOTH WALLS)
ITEM NO.   4<WALL    >=  1.0000     (BOTH WALLS)
ITEM NO.   5<GAMMAD  >=  19.000     (BOTH WALLS)
ITEM NO.   6<GAMMAB  >=  10.000     (BOTH WALLS)
ITEM NO.   7<GAMMAW  >=  10.000     (BOTH WALLS)
ITEM NO.   9<U-FRICT >=  38.000     (BOTH WALLS)
ITEM NO.  10<U-KA    >= 0.23800     WALL NO.        1
ITEM NO.  11<U-KP    >=  7.2320     WALL NO.        1
ITEM NO.  12<K0-NC   >= 0.50000     (BOTH WALLS)
ITEM NO.  13<NEXP    >= 0.50000     (BOTH WALLS)
ITEM NO.  14<OCR     >=  1.0000     (BOTH WALLS)
ITEM NO.  16<MODEL   >=  1.0000     (BOTH WALLS)
```

```
ITEM NO.  17<EVC     >=  15000.     (BOTH WALLS)
ITEM NO.  18<EUR     >=  45000.     (BOTH WALLS)
ITEM NO.  27<U-PERM  >= 0.10000E-03 (BOTH WALLS)
ITEM NO.  45<U-KAED  >= 0.50120     WALL NO.        1
ITEM NO.  46<U-KAEW  >= 0.91780     WALL NO.        1
ITEM NO.  47<U-KPED  >=  6.8100     WALL NO.        1
ITEM NO.  48<U-KPEW  >=  4.4940     WALL NO.        1
ITEM NO.  52<D-NATURE>=  1.0000     (BOTH WALLS)
ITEM NO.  53<D-LEVEL >=  0.0000     (BOTH WALLS)
ITEM NO.  59<D-FRICT >=  38.000     (BOTH WALLS)
ITEM NO.  60<D-KA    >= 0.23800     WALL NO.        1
ITEM NO.  61<D-KP    >=  7.2320     WALL NO.        1
ITEM NO.  77<D-PERM  >= 0.10000E-03 (BOTH WALLS)
ITEM NO.  95<D-KAED  >= 0.45030     WALL NO.        1
ITEM NO.  96<D-KAEW  >=  1.4090     WALL NO.        1
ITEM NO.  97<D-KPED  >=  4.1520     WALL NO.        1
ITEM NO.  98<D-KPEW  >= 0.82630     WALL NO.        1

 NON ZERO LAYER DESCRIPTORS FOR LAYER NO.    2 FOR STEP NO.    6

ITEM NO.   1<NAME    >=  17.000     (BOTH WALLS)
ITEM NO.   2<NATURE  >=  1.0000     (BOTH WALLS)
ITEM NO.   3<LEVEL   >=  0.0000     (BOTH WALLS)
ITEM NO.   4<WALL    >=  1.0000     (BOTH WALLS)
ITEM NO.   5<GAMMAD  >=  16.000     (BOTH WALLS)
ITEM NO.   6<GAMMAB  >=  6.0000     (BOTH WALLS)
ITEM NO.   7<GAMMAW  >=  10.000     (BOTH WALLS)
ITEM NO.   9<U-FRICT >=  30.000     (BOTH WALLS)
ITEM NO.  10<U-KA    >= 0.33300     WALL NO.        1
ITEM NO.  11<U-KP    >=  5.5480     WALL NO.        1
ITEM NO.  12<K0-NC   >= 0.50000     (BOTH WALLS)
ITEM NO.  13<NEXP    >= 0.50000     (BOTH WALLS)
ITEM NO.  14<OCR     >=  1.0000     (BOTH WALLS)
ITEM NO.  16<MODEL   >=  1.0000     (BOTH WALLS)
ITEM NO.  17<EVC     >=  30000.     (BOTH WALLS)
ITEM NO.  18<EUR     >=  48000.     (BOTH WALLS)
ITEM NO.  27<U-PERM  >= 0.10000E-04 (BOTH WALLS)
ITEM NO.  45<U-KAED  >= 0.66310     WALL NO.        1
ITEM NO.  46<U-KAEW  >=  1.8650     WALL NO.        1
ITEM NO.  47<U-KPED  >=  5.5910     WALL NO.        1
ITEM NO.  48<U-KPEW  >=  2.7070     WALL NO.        1
ITEM NO.  52<D-NATURE>=  1.0000     (BOTH WALLS)
ITEM NO.  53<D-LEVEL >=  0.0000     (BOTH WALLS)
ITEM NO.  59<D-FRICT >=  30.000     (BOTH WALLS)
ITEM NO.  60<D-KA    >= 0.33300     WALL NO.        1
ITEM NO.  61<D-KP    >=  4.2880     WALL NO.        1
ITEM NO.  77<D-PERM  >= 0.10000E-04 (BOTH WALLS)
ITEM NO.  95<D-KAED  >= 0.60240     WALL NO.        1
ITEM NO.  96<D-KAEW  >=  1.6820     WALL NO.        1
ITEM NO.  97<D-KPED  >=  2.2050     WALL NO.        1
ITEM NO.  98<D-KPEW  >= 0.82630     WALL NO.        1

 NON ZERO LAYER DESCRIPTORS FOR LAYER NO.    3 FOR STEP NO.    6

ITEM NO.   1<NAME    >=  18.000     (BOTH WALLS)
ITEM NO.   2<NATURE  >=  1.0000     (BOTH WALLS)
ITEM NO.   3<LEVEL   >= -5.0000     (BOTH WALLS)
ITEM NO.   4<WALL    >=  1.0000     (BOTH WALLS)
ITEM NO.   5<GAMMAD  >=  16.000     (BOTH WALLS)
ITEM NO.   6<GAMMAB  >=  6.0000     (BOTH WALLS)
ITEM NO.   7<GAMMAW  >=  10.000     (BOTH WALLS)
ITEM NO.   8<U-COHE  >=  1.0000     (BOTH WALLS)
ITEM NO.   9<U-FRICT >=  33.000     (BOTH WALLS)
ITEM NO.  10<U-KA    >= 0.29500     WALL NO.        1
ITEM NO.  11<U-KP    >=  6.6480     WALL NO.        1
ITEM NO.  12<K0-NC   >= 0.50000     (BOTH WALLS)
ITEM NO.  13<NEXP    >= 0.50000     (BOTH WALLS)
ITEM NO.  14<OCR     >=  1.0000     (BOTH WALLS)
ITEM NO.  16<MODEL   >=  1.0000     (BOTH WALLS)
ITEM NO.  17<EVC     >=  68000.     (BOTH WALLS)
ITEM NO.  18<EUR     >= 0.10880E+06 (BOTH WALLS)
ITEM NO.  27<U-PERM  >= 0.10000E-04 (BOTH WALLS)
ITEM NO.  45<U-KAED  >= 0.59740     WALL NO.        1
ITEM NO.  46<U-KAEW  >=  1.8880     WALL NO.        1
```

```
ITEM NO.  47<U-KPED  >=  6.6970     WALL NO.        1
ITEM NO.  48<U-KPEW  >=  3.5360     WALL NO.        1
ITEM NO.  52<D-NATURE>=  1.0000     (BOTH WALLS)
ITEM NO.  53<D-LEVEL >=  0.0000     (BOTH WALLS)
ITEM NO.  58<D-COHE  >=  1.0000     (BOTH WALLS)
ITEM NO.  59<D-FRICT >=  33.000     (BOTH WALLS)
ITEM NO.  60<D-KA    >= 0.29500     WALL NO.        1
ITEM NO.  61<D-KP    >=  5.1600     WALL NO.        1
ITEM NO.  77<D-PERM  >= 0.10000E-04 (BOTH WALLS)
ITEM NO.  95<D-KAED  >= 0.53790     WALL NO.        1
ITEM NO.  96<D-KAEW  >=  1.7350     WALL NO.        1
ITEM NO.  97<D-KPED  >=  2.7890     WALL NO.        1
ITEM NO.  98<D-KPEW  >= 0.82630     WALL NO.        1


DEFAULT WATER UNIT WEIGHT =  10.000
AVERAGED ON    18 VALUES
```

```
+-----------------------------------------------------------------------------------------------------------------------+
|                   PARATIEPLUS(TM)   NLS ENGINE RELEASE  2018.0    FULL VERSION  *Build date:Nov 13, 2017*              |
|                                                                                                                       |
|                                       NewProject.BaseDesignSection_28.Nominal_63                                      |
|                                  Exe Time : 4 September 2018 18:02:08                                                 |
+-----------------------------------------------------------------------------------------------------------------------+

PHASE DESCRIPTORS


STEP  NO.     1
                                        LEFT WALL    RIGHT WALL
Y                                        0.000       -0.9990E+30
Z-PC                                     0.000         0.000
Z-EXCAVATION                             0.000         0.000
Z-WATER_TABLE                           -18.00       -0.9990E+30
Q_AT_THE_FREE_FIELD_LEVEL                0.000         0.000
ZQ                                       0.000         0.000
DZW_OF_THE_WATER_TABLE                   0.000         0.000
QS_ON_THE_EXCAVATION_SIDE                0.000         0.000
ZQS                                    -0.9990E+30   -0.9990E+30
ZCUT                                     0.000         0.000
BALANCE LEVEL FOR PORE PRESSURES        -9.500        -9.500
WATER_BEHAVIOUR_FLAG (LINING OPT)        0.000         0.000
PORE_UPDATE_FLAG                         0.000         0.000
PORE_TAB. _FLAG (gt.0= use tabs)         0.000         0.000
lateral thrusts reduction elevatio       0.000         0.000
Downhill reduction factor for effe       0.000         0.000
Downhill reduction factor for pore       0.000         0.000
Uphill reduction factor for effect       0.000         0.000
Uphill reduction factor for pore p       0.000         0.000
SEISMIC HORIZONTAL ACCEL. Kh [g]         0.000         0.000
UPHILL VERTICAL ACCEL.  Kv_uh [g]        0.000         0.000
DOWNHILL VERTICAL ACCEL.Kv_dh [g]        0.000         0.000
UPHILL BETA ANGLE (SLOPE) [deg]          0.000         0.000
UPHILL DELTA/PHI RATIO                   0.000         0.000
DOWNHILL BETA ANGLE (SLOPE) [deg]        0.000         0.000
DOWNHILL DELTA/PHI RATIO                 0.000         0.000
DYN.WATER BEHAVIOUR                      0.000         0.000
Excess pore pressure RATIO Ru            0.000         0.000
SEISMIC PRESSURE LOWER VALUE             0.000         0.000
SEISMIC PRESSURE UPPER VALUE             0.000         0.000
SEISMIC PRESSURE LOWER LEVEL             0.000         0.000
SEISMIC PRESSURE UPPER LEVEL             0.000         0.000

=========================================================================================================end of step    1


STEP  NO.     2
                                        LEFT WALL    RIGHT WALL
Y                                        0.000       -0.9990E+30
Z-PC                                     0.000         0.000
Z-EXCAVATION                            -1.000         0.000
Z-WATER_TABLE                           -18.00       -0.9990E+30
Q_AT_THE_FREE_FIELD_LEVEL                0.000         0.000
ZQ                                       0.000         0.000
DZW_OF_THE_WATER_TABLE                   0.000         0.000
QS_ON_THE_EXCAVATION_SIDE                0.000         0.000
ZQS                                    -0.9990E+30   -0.9990E+30
ZCUT                                     0.000         0.000
BALANCE LEVEL FOR PORE PRESSURES        -9.500        -9.500
WATER_BEHAVIOUR_FLAG (LINING OPT)        0.000         0.000
PORE_UPDATE_FLAG                         0.000         0.000
PORE_TAB. _FLAG (gt.0= use tabs)         0.000         0.000
lateral thrusts reduction elevatio       0.000         0.000
Downhill reduction factor for effe       0.000         0.000
Downhill reduction factor for pore       0.000         0.000
Uphill reduction factor for effect       0.000         0.000
Uphill reduction factor for pore p       0.000         0.000
SEISMIC HORIZONTAL ACCEL. Kh [g]         0.000         0.000
UPHILL VERTICAL ACCEL.  Kv_uh [g]        0.000         0.000
```

DOWNHILL VERTICAL ACCEL.Kv_dh [g]	0.000	0.000
UPHILL BETA ANGLE (SLOPE) [deg]	0.000	0.000
UPHILL DELTA/PHI RATIO	0.000	0.000
DOWNHILL BETA ANGLE (SLOPE) [deg]	0.000	0.000
DOWNHILL DELTA/PHI RATIO	0.000	0.000
DYN.WATER BEHAVIOUR	0.000	0.000
Excess pore pressure RATIO Ru	0.000	0.000
SEISMIC PRESSURE LOWER VALUE	0.000	0.000
SEISMIC PRESSURE UPPER VALUE	0.000	0.000
SEISMIC PRESSURE LOWER LEVEL	0.000	0.000
SEISMIC PRESSURE UPPER LEVEL	0.000	0.000

==========end of step 2

STEP NO. 3

	LEFT WALL	RIGHT WALL
Y	0.000	-0.9990E+30
Z-PC	0.000	0.000
Z-EXCAVATION	-1.000	0.000
Z-WATER_TABLE	-18.00	-0.9990E+30
Q_AT_THE_FREE_FIELD_LEVEL	0.000	0.000
ZQ	0.000	0.000
DZW_OF_THE_WATER_TABLE	0.000	0.000
QS_ON_THE_EXCAVATION_SIDE	0.000	0.000
ZQS	-0.9990E+30	-0.9990E+30
ZCUT	0.000	0.000
BALANCE LEVEL FOR PORE PRESSURES	-9.500	-9.500
WATER_BEHAVIOUR_FLAG (LINING OPT)	0.000	0.000
PORE_UPDATE_FLAG	0.000	0.000
PORE_TAB. _FLAG (gt.0= use tabs)	0.000	0.000
lateral thrusts reduction elevatio	0.000	0.000
Downhill reduction factor for effe	0.000	0.000
Downhill reduction factor for pore	0.000	0.000
Uphill reduction factor for effect	0.000	0.000
Uphill reduction factor for pore p	0.000	0.000
SEISMIC HORIZONTAL ACCEL. Kh [g]	0.000	0.000
UPHILL VERTICAL ACCEL. Kv_uh [g]	0.000	0.000
DOWNHILL VERTICAL ACCEL.Kv_dh [g]	0.000	0.000
UPHILL BETA ANGLE (SLOPE) [deg]	0.000	0.000
UPHILL DELTA/PHI RATIO	0.000	0.000
DOWNHILL BETA ANGLE (SLOPE) [deg]	0.000	0.000
DOWNHILL DELTA/PHI RATIO	0.000	0.000
DYN.WATER BEHAVIOUR	0.000	0.000
Excess pore pressure RATIO Ru	0.000	0.000
SEISMIC PRESSURE LOWER VALUE	0.000	0.000
SEISMIC PRESSURE UPPER VALUE	0.000	0.000
SEISMIC PRESSURE LOWER LEVEL	0.000	0.000
SEISMIC PRESSURE UPPER LEVEL	0.000	0.000

==========end of step 3

STEP NO. 4

	LEFT WALL	RIGHT WALL
Y	0.000	-0.9990E+30
Z-PC	0.000	0.000
Z-EXCAVATION	-5.600	0.000
Z-WATER_TABLE	-18.00	-0.9990E+30
Q_AT_THE_FREE_FIELD_LEVEL	0.000	0.000
ZQ	0.000	0.000
DZW_OF_THE_WATER_TABLE	0.000	0.000
QS_ON_THE_EXCAVATION_SIDE	0.000	0.000
ZQS	-0.9990E+30	-0.9990E+30
ZCUT	0.000	0.000
BALANCE LEVEL FOR PORE PRESSURES	-9.500	-9.500
WATER_BEHAVIOUR_FLAG (LINING OPT)	0.000	0.000
PORE_UPDATE_FLAG	0.000	0.000
PORE_TAB. _FLAG (gt.0= use tabs)	0.000	0.000
lateral thrusts reduction elevatio	0.000	0.000
Downhill reduction factor for effe	0.000	0.000
Downhill reduction factor for pore	0.000	0.000
Uphill reduction factor for effect	0.000	0.000
Uphill reduction factor for pore p	0.000	0.000

SEISMIC HORIZONTAL ACCEL. Kh [g]	0.000	0.000
UPHILL VERTICAL ACCEL. Kv_uh [g]	0.000	0.000
DOWNHILL VERTICAL ACCEL.Kv_dh [g]	0.000	0.000
UPHILL BETA ANGLE (SLOPE) [deg]	0.000	0.000
UPHILL DELTA/PHI RATIO	0.000	0.000
DOWNHILL BETA ANGLE (SLOPE) [deg]	0.000	0.000
DOWNHILL DELTA/PHI RATIO	0.000	0.000
DYN.WATER BEHAVIOUR	0.000	0.000
Excess pore pressure RATIO Ru	0.000	0.000
SEISMIC PRESSURE LOWER VALUE	0.000	0.000
SEISMIC PRESSURE UPPER VALUE	0.000	0.000
SEISMIC PRESSURE LOWER LEVEL	0.000	0.000
SEISMIC PRESSURE UPPER LEVEL	0.000	0.000

==========end of step 4

STEP NO. 5

	LEFT WALL	RIGHT WALL
Y	0.000	-0.9990E+30
Z-PC	0.000	0.000
Z-EXCAVATION	-5.100	0.000
Z-WATER_TABLE	-18.00	-0.9990E+30
Q_AT_THE_FREE_FIELD_LEVEL	0.000	0.000
ZQ	0.000	0.000
DZW_OF_THE_WATER_TABLE	0.000	0.000
QS_ON_THE_EXCAVATION_SIDE	0.000	0.000
ZQS	-0.9990E+30	-0.9990E+30
ZCUT	0.000	0.000
BALANCE LEVEL FOR PORE PRESSURES	-9.500	-9.500
WATER_BEHAVIOUR_FLAG (LINING OPT)	0.000	0.000
PORE_UPDATE_FLAG	0.000	0.000
PORE_TAB. _FLAG (gt.0= use tabs)	0.000	0.000
lateral thrusts reduction elevatio	0.000	0.000
Downhill reduction factor for effe	0.000	0.000
Downhill reduction factor for pore	0.000	0.000
Uphill reduction factor for effect	0.000	0.000
Uphill reduction factor for pore p	0.000	0.000
SEISMIC HORIZONTAL ACCEL. Kh [g]	0.000	0.000
UPHILL VERTICAL ACCEL. Kv_uh [g]	0.000	0.000
DOWNHILL VERTICAL ACCEL.Kv_dh [g]	0.000	0.000
UPHILL BETA ANGLE (SLOPE) [deg]	0.000	0.000
UPHILL DELTA/PHI RATIO	0.000	0.000
DOWNHILL BETA ANGLE (SLOPE) [deg]	0.000	0.000
DOWNHILL DELTA/PHI RATIO	0.000	0.000
DYN.WATER BEHAVIOUR	0.000	0.000
Excess pore pressure RATIO Ru	0.000	0.000
SEISMIC PRESSURE LOWER VALUE	0.000	0.000
SEISMIC PRESSURE UPPER VALUE	0.000	0.000
SEISMIC PRESSURE LOWER LEVEL	0.000	0.000
SEISMIC PRESSURE UPPER LEVEL	0.000	0.000

==========end of step 5

STEP NO. 6

	LEFT WALL	RIGHT WALL
Y	0.000	-0.9990E+30
Z-PC	0.000	0.000
Z-EXCAVATION	-5.100	0.000
Z-WATER_TABLE	-18.00	-0.9990E+30
Q_AT_THE_FREE_FIELD_LEVEL	0.000	0.000
ZQ	0.000	0.000
DZW_OF_THE_WATER_TABLE	0.000	0.000
QS_ON_THE_EXCAVATION_SIDE	0.000	0.000
ZQS	-0.9990E+30	-0.9990E+30
ZCUT	0.000	0.000
BALANCE LEVEL FOR PORE PRESSURES	-9.500	-9.500
WATER_BEHAVIOUR_FLAG (LINING OPT)	0.000	0.000
PORE_UPDATE_FLAG	0.000	0.000
PORE_TAB. _FLAG (gt.0= use tabs)	0.000	0.000
lateral thrusts reduction elevatio	0.000	0.000
Downhill reduction factor for effe	0.000	0.000
Downhill reduction factor for pore	0.000	0.000

Uphill reduction factor for effect	0.000	0.000
Uphill reduction factor for pore p	0.000	0.000
SEISMIC HORIZONTAL ACCEL. Kh [g]	0.3474	0.000
UPHILL VERTICAL ACCEL. Kv_uh [g]	0.1737	0.000
DOWNHILL VERTICAL ACCEL.Kv_dh [g]	-0.1737	0.000
UPHILL BETA ANGLE (SLOPE) [deg]	0.000	0.000
UPHILL DELTA/PHI RATIO	0.5000	0.000
DOWNHILL BETA ANGLE (SLOPE) [deg]	0.000	0.000
DOWNHILL DELTA/PHI RATIO	0.5000	0.000
DYN.WATER BEHAVIOUR	0.000	0.000
Excess pore pressure RATIO Ru	0.000	0.000
SEISMIC PRESSURE LOWER VALUE	28.35	0.000
SEISMIC PRESSURE UPPER VALUE	28.35	0.000
SEISMIC PRESSURE LOWER LEVEL	-5.100	0.000
SEISMIC PRESSURE UPPER LEVEL	0.000	0.000

==========end of step 6

LEFT-HAND WALL

LOWER LEVEL -9.50000
UPPER LEVEL 0.00000

RIGHT-HAND WALL

LOWER LEVEL -9.50000
UPPER LEVEL 0.00000

```
+-------------------------------------------------------------------------------------------------------------------------+
|                  PARATIEPLUS(TM)   NLS ENGINE RELEASE  2018.0    FULL VERSION  *Build date:Nov 13, 2017*              |
|                                                                                                                         |
|                                     NewProject.BaseDesignSection_28.Nominal_63                                          |
|                                  Exe Time : 4 September 2018 18:02:08                                                   |
+-------------------------------------------------------------------------------------------------------------------------+
 I N I T I A L   S T R E S S   T A B L E S

            S E C T I O N

 NUMBER OF DEFINED TABLES             2


INPUT DATA FOR INITIAL STRESS SET NO.    1
PERTAINING SOIL ELEMENTS AT Y-COORD    0.0000

ACTIVATION TIME                              1.0000
END TIME (TIME BEYOND WHICH IT IS REMOVED)   6.0000

TYPE BOUSSINESQ

 HORIZONTAL DISTANCE (DY)           1.00000000000000
 FOUNDATION WIDTH    (B)            3.50000000000000
 ZETA-F.....                   0.000000000000000E+000
 Q-F .....                      20.0000000000000
 BETA .....                     45.0000000000000
 BEHAVIOUR (0=FREE, 1=REFLECTING)  0.000000000000000E+000


INPUT DATA FOR INITIAL STRESS SET NO.    2
PERTAINING SOIL ELEMENTS AT Y-COORD    0.0000

ACTIVATION TIME                              1.0000
END TIME (TIME BEYOND WHICH IT IS REMOVED)   6.0000

TYPE BOUSSINESQ

 HORIZONTAL DISTANCE (DY)           11.0000000000000
 FOUNDATION WIDTH    (B)            19.0000000000000
 ZETA-F.....                    2.70000000000000
 Q-F .....                      20.0000000000000
 BETA .....                     45.0000000000000
 BEHAVIOUR (0=FREE, 1=REFLECTING)  0.000000000000000E+000


 ELEMENT GROUPS BACKUP AREA CAN STAY IN CORE AT
 POSITION        5065

 NO. OF D.P.W  FOR THIS AREA       5855
 MAX NO. OF D.P.W. AVAILABLE      81920
 ** MAX NO OF ITERATIONS SET TO          40

ITER     0 RNORM = 0.000     RMNORM= 0.000
           RINORM= 8702.     RIMNOR= 0.000
           RENORM=0.2051E-28 REMNOR= 0.000     RATIO =0.4855E-16 TOLER =0.1000E-03      CONVERGED !
           RFMAX = 15.56     RMMAX = 0.000
           RTSMAL=0.1000E-03 RMSMAL= 0.000
           RDT   = 8702.     RDR   = 0.000
           RATIOT=0.4855E-16 RATIOR= 0.000
           MAX UN=0.3553E-14 IEQ=    79 NODE     40 DOF   1  Y-DISPL.F
           MIN UN=-.1776E-14 IEQ=    39 NODE     20 DOF   1  Y-DISPL.F
           NO. OF CONTACT CONSTRAINT VIOLATIONS     0


ITER     1 RNORM = 0.000     RMNORM= 0.000
           RINORM= 8702.     RIMNOR= 0.000
           RENORM=0.1462E-29 REMNOR=0.2105E-52 RATIO =0.1296E-16 TOLER =0.1000E-03      CONVERGED !
           RFMAX = 15.56     RMMAX = 0.000
           RTSMAL=0.1000E-03 RMSMAL= 0.000
           RDT   = 8702.     RDR   = 0.000
           RATIOT=0.1296E-16 RATIOR= 0.000
```

```
  MAX UN=0.3883E-15 IEQ=    93 NODE     47 DOF   1  Y-DISPL.F
  MIN UN=-.1345E-15 IEQ=     3 NODE      2 DOF   1  Y-DISPL.F
  NO. OF CONTACT CONSTRAINT VIOLATIONS     0


ITER     2 RNORM = 0.000     RMNORM= 0.000
  RINORM= 8702.     RIMNOR= 0.000
  RENORM=0.1375E-29 REMNOR=0.3778E-52 RATIO =0.1257E-16 TOLER =0.1000E-03      CONVERGED !
  RFMAX = 15.56     RMMAX = 0.000
  RTSMAL=0.1000E-03 RMSMAL= 0.000
  RDT   = 8702.     RDR   = 0.000
  RATIOT=0.1257E-16 RATIOR= 0.000
  MAX UN=0.3802E-15 IEQ=    93 NODE     47 DOF   1  Y-DISPL.F
  MIN UN=-.1688E-15 IEQ=     3 NODE      2 DOF   1  Y-DISPL.F
  NO. OF CONTACT CONSTRAINT VIOLATIONS     0
```

```
+-------------------------------------------------------------------------------------------------------------------------+
|                   PARATIEPLUS(TM)   NLS ENGINE RELEASE  2018.0    FULL VERSION  *Build date:Nov 13, 2017*              |
|                                                                                                                         |
|                                     NewProject.BaseDesignSection_28.Nominal_63                                          |
|                                  Exe Time : 4 September 2018 18:02:08                                                   |
+-------------------------------------------------------------------------------------------------------------------------+
New Project
SOLUTION REACHED USING     2 ITERATIONS ON   40

P R I N T   O U T   F O R   T I M E   S T E P    1     ( AT TIME   1.000     )

PRINT OUT OF ACTIVE COMPONENTS (FIXED NODES ARE NOT PRINTED OUT)

          Y-DISPL.F        X-ROT. F
           (02)             (04)            (


ALL NODAL POINTS HAVE ZERO DISPLACEMENT COMPONENTS
```

```
+-------------------------------------------------------------------------------------------------------------------------------+
|                   PARATIEPLUS(TM)   NLS ENGINE RELEASE  2018.0    FULL VERSION  *Build date:Nov 13, 2017*                    |
|                                                                                                                               |
|                                      NewProject.BaseDesignSection_28.Nominal_63                                               |
|                                   Exe Time : 4 September 2018 18:02:08                                                        |
+-------------------------------------------------------------------------------------------------------------------------------+
New Project


S T R E S S   R E S U L T S   F O R   G R O U P   N O.   1

0_L                                                              :
ELEMENT TYPE    5 NO.OF ELEMENTS. IN THIS GROUP   49
C U R R E N T   T I M E   I S      1.0000

 HARDENING 2D SOIL ELEMENT

 ****** TOTAL STRESS FORMULATION *****

  EL *   FORCE     DISPL-Y  VERTICAL-P  HORIZON.-P     MAX-V-P     MAX-H-P           STATE   STIFFNESS Z-LEVEL      PORE
E FACTOR    UFACTOR       Peq           Su_a         Su_p     LAYER
 ------------------------------------------------------------------------------------------------------------------------------
-------------------------------------------------------------------------------------------
   1 D  0.1866      2.2762E-20  5.5437E-02   1.866      5.5437E-02   1.866            V-C  4.1022E+04   0.000       0.000
1.000       1.000       1.866       0.000       0.000     DI1_164_167_L_0
   2 D   1.101      2.2187E-20   3.300       5.503       3.300       5.503            V-C  4.1022E+04 -0.2000       0.000
1.000       1.000       5.503       0.000       0.000     DI1_164_167_L_0
   3 D   1.759      2.1612E-20   6.706       8.796       6.706       8.796            V-C  4.1022E+04 -0.4000       0.000
1.000       1.000       8.796       0.000       0.000     DI1_164_167_L_0
   4 D   2.318      2.1035E-20   10.32       11.59       10.32       11.59            V-C  4.1022E+04 -0.6000       0.000
1.000       1.000       11.59       0.000       0.000     DI1_164_167_L_0
   5 D   2.782      2.0456E-20   14.08       13.91       14.08       13.91            V-C  4.1022E+04 -0.8000       0.000
1.000       1.000       13.91       0.000       0.000     DI1_164_167_L_0
   6 D   3.176      1.9872E-20   17.91       15.88       17.91       15.88            V-C  4.1022E+04  -1.000       0.000
1.000       1.000       15.88       0.000       0.000     DI1_164_167_L_0
   7 D   3.520      1.9282E-20   21.73       17.60       21.73       17.60            V-C  4.1022E+04  -1.200       0.000
1.000       1.000       17.60       0.000       0.000     DI1_164_167_L_0
   8 D   3.834      1.8682E-20   25.78       19.17       25.78       19.17            V-C  4.1022E+04  -1.400       0.000
1.000       1.000       19.17       0.000       0.000     DI1_164_167_L_0
   9 D   4.130      1.8069E-20   30.11       20.65       30.11       20.65            V-C  4.1022E+04  -1.600       0.000
1.000       1.000       20.65       0.000       0.000     DI1_164_167_L_0
  10 D   4.416      1.7440E-20   34.05       22.08       34.05       22.08            V-C  4.1022E+04  -1.800       0.000
1.000       1.000       22.08       0.000       0.000     DI1_164_167_L_0
  11 D   4.696      1.6790E-20   38.05       23.48       38.05       23.48            V-C  4.1022E+04  -2.000       0.000
1.000       1.000       23.48       0.000       0.000     DI1_164_167_L_0
  12 D   4.973      1.6118E-20   41.94       24.87       41.94       24.87            V-C  4.1022E+04  -2.200       0.000
1.000       1.000       24.87       0.000       0.000     DI1_164_167_L_0
  13 D   5.251      1.5422E-20   45.58       26.25       45.58       26.25            V-C  4.1022E+04  -2.400       0.000
1.000       1.000       26.25       0.000       0.000     DI1_164_167_L_0
  14 D   5.529      1.4699E-20   49.31       27.65       49.31       27.65            V-C  4.1022E+04  -2.600       0.000
1.000       1.000       27.65       0.000       0.000     DI1_164_167_L_0
  15 D   5.810      1.3946E-20   52.98       29.05       52.98       29.05            V-C  4.1022E+04  -2.800       0.000
1.000       1.000       29.05       0.000       0.000     DI1_164_167_L_0
  16 D   6.092      1.3161E-20   56.59       30.46       56.59       30.46            V-C  4.1022E+04  -3.000       0.000
1.000       1.000       30.46       0.000       0.000     DI1_164_167_L_0
  17 D   6.377      1.2341E-20   60.06       31.89       60.06       31.89            V-C  4.1022E+04  -3.200       0.000
1.000       1.000       31.89       0.000       0.000     DI1_164_167_L_0
  18 D   6.665      1.1481E-20   63.61       33.32       63.61       33.32            V-C  4.1022E+04  -3.400       0.000
1.000       1.000       33.32       0.000       0.000     DI1_164_167_L_0
  19 D   6.955      1.0578E-20   67.13       34.77       67.13       34.77            V-C  4.1022E+04  -3.600       0.000
1.000       1.000       34.77       0.000       0.000     DI1_164_167_L_0
  20 D   7.247      9.6283E-21   70.62       36.24       70.62       36.24            V-C  4.1022E+04  -3.800       0.000
1.000       1.000       36.24       0.000       0.000     DI1_164_167_L_0
  21 D   7.542      8.6281E-21   74.01       37.71       74.01       37.71            V-C  4.1022E+04  -4.000       0.000
1.000       1.000       37.71       0.000       0.000     DI1_164_167_L_0
  22 D   7.839      7.5779E-21   77.47       39.19       77.47       39.19            V-C  4.1022E+04  -4.200       0.000
1.000       1.000       39.19       0.000       0.000     DI1_164_167_L_0
  23 D   8.137      6.4794E-21   80.91       40.69       80.91       40.69            V-C  4.1022E+04  -4.400       0.000
1.000       1.000       40.69       0.000       0.000     DI1_164_167_L_0
  24 D   8.437      5.3361E-21   84.03       42.19       84.03       42.19            V-C  4.1022E+04  -4.600       0.000
1.000       1.000       42.19       0.000       0.000     DI1_164_167_L_0
```

```
  25 D   8.739      4.1519E-21   87.01       43.70       87.01       43.70          V-C  4.1022E+04  -4.800       0.000
1.000       1.000       43.70       0.000       0.000     DI1_164_167_L_0
  26 D   9.043      2.9303E-21   90.00       45.21       90.00       45.21          V-C  9.8874E+04  -5.000       0.000
1.000       1.000       45.21       0.000       0.000     DI2_165_168_L_0
  27 D   9.347      1.6753E-21   93.01       46.74       93.01       46.74          V-C  9.8874E+04  -5.200       0.000
1.000       1.000       46.74       0.000       0.000     DI2_165_168_L_0
  28 D   9.653      3.9016E-22   96.03       48.27       96.03       48.27          V-C  9.8874E+04  -5.400       0.000
1.000       1.000       48.27       0.000       0.000     DI2_165_168_L_0
  29 D   9.960     -9.2136E-22   99.06       49.80       99.06       49.80          V-C  9.8874E+04  -5.600       0.000
1.000       1.000       49.80       0.000       0.000     DI2_165_168_L_0
  30 D   10.27     -2.2557E-21   102.1       51.34       102.1       51.34          V-C  9.8874E+04  -5.800       0.000
1.000       1.000       51.34       0.000       0.000     DI2_165_168_L_0
  31 D   10.58     -3.6092E-21   105.2       52.88       105.2       52.88          V-C  9.8874E+04  -6.000       0.000
1.000       1.000       52.88       0.000       0.000     DI2_165_168_L_0
  32 D   10.89     -4.9781E-21   108.2       54.43       108.2       54.43          V-C  9.8874E+04  -6.200       0.000
1.000       1.000       54.43       0.000       0.000     DI2_165_168_L_0
  33 D   11.19     -6.3583E-21   111.3       55.97       111.3       55.97          V-C  9.8874E+04  -6.400       0.000
1.000       1.000       55.97       0.000       0.000     DI2_165_168_L_0
  34 D   11.50     -7.7455E-21   114.4       57.52       114.4       57.52          V-C  9.8874E+04  -6.600       0.000
1.000       1.000       57.52       0.000       0.000     DI2_165_168_L_0
  35 D   11.82     -9.1351E-21   117.5       59.08       117.5       59.08          V-C  9.8874E+04  -6.800       0.000
1.000       1.000       59.08       0.000       0.000     DI2_165_168_L_0
  36 D   12.13     -1.0522E-20   120.6       60.63       120.6       60.63          V-C  9.8874E+04  -7.000       0.000
1.000       1.000       60.63       0.000       0.000     DI2_165_168_L_0
  37 D   12.44     -1.1901E-20   123.7       62.19       123.7       62.19          V-C  9.8874E+04  -7.200       0.000
1.000       1.000       62.19       0.000       0.000     DI2_165_168_L_0
  38 D   12.75     -1.3266E-20   126.8       63.75       126.8       63.75          V-C  9.8874E+04  -7.400       0.000
1.000       1.000       63.75       0.000       0.000     DI2_165_168_L_0
  39 D   13.06     -1.4610E-20   129.9       65.31       129.9       65.31          V-C  9.8874E+04  -7.600       0.000
1.000       1.000       65.31       0.000       0.000     DI2_165_168_L_0
  40 D   13.37     -1.5926E-20   133.0       66.87       133.0       66.87          V-C  9.8874E+04  -7.800       0.000
1.000       1.000       66.87       0.000       0.000     DI2_165_168_L_0
  41 D   13.69     -1.7208E-20   136.1       68.43       136.1       68.43          V-C  9.8874E+04  -8.000       0.000
1.000       1.000       68.43       0.000       0.000     DI2_165_168_L_0
  42 D   14.00     -1.8458E-20   139.3       69.99       139.3       69.99          V-C  9.8874E+04  -8.200       0.000
1.000       1.000       69.99       0.000       0.000     DI2_165_168_L_0
  43 D   14.31     -1.9682E-20   142.4       71.56       142.4       71.56          V-C  9.8874E+04  -8.400       0.000
1.000       1.000       71.56       0.000       0.000     DI2_165_168_L_0
  44 D   14.62     -2.0888E-20   145.5       73.12       145.5       73.12          V-C  9.8874E+04  -8.600       0.000
1.000       1.000       73.12       0.000       0.000     DI2_165_168_L_0
  45 D   14.94     -2.2081E-20   148.7       74.69       148.7       74.69          V-C  9.8874E+04  -8.800       0.000
1.000       1.000       74.69       0.000       0.000     DI2_165_168_L_0
  46 D   15.25     -2.3267E-20   151.8       76.25       151.8       76.25          V-C  9.8874E+04  -9.000       0.000
1.000       1.000       76.25       0.000       0.000     DI2_165_168_L_0
  47 D   15.56     -2.4448E-20   154.9       77.82       154.9       77.82          V-C  9.8874E+04  -9.200       0.000
1.000       1.000       77.82       0.000       0.000     DI2_165_168_L_0
  48 D   11.91     -2.5627E-20   158.1       79.38       158.1       79.38          V-C  9.8874E+04  -9.400       0.000
1.000       1.000       79.38       0.000       0.000     DI2_165_168_L_0
  49 D   4.008     -2.6217E-20   159.7       80.16       159.7       80.16          V-C  9.8874E+04  -9.500       0.000
1.000       1.000       80.16       0.000       0.000     DI2_165_168_L_0
```

```
+-------------------------------------------------------------------------------------------------------------------------------+
|                   PARATIEPLUS(TM)   NLS ENGINE RELEASE  2018.0    FULL VERSION  *Build date:Nov 13, 2017*                    |
|                                                                                                                               |
|                                      NewProject.BaseDesignSection_28.Nominal_63                                               |
|                                   Exe Time : 4 September 2018 18:02:08                                                        |
+-------------------------------------------------------------------------------------------------------------------------------+
New Project


S T R E S S   R E S U L T S   F O R   G R O U P   N O.   2

0_R                                                          :
ELEMENT TYPE    5 NO.OF ELEMENTS. IN THIS GROUP   49
C U R R E N T   T I M E   I S      1.0000

 HARDENING 2D SOIL ELEMENT

 ****** TOTAL STRESS FORMULATION *****

  EL *   FORCE     DISPL-Y  VERTICAL-P  HORIZON.-P     MAX-V-P     MAX-H-P           STATE   STIFFNESS Z-LEVEL      PORE
E FACTOR    UFACTOR       Peq           Su_a         Su_p     LAYER
 ------------------------------------------------------------------------------------------------------------------------------
-------------------------------------------------------------------------------------------
   1 D  0.1866     -2.2762E-20   0.000       1.866       0.000       1.866            V-C  2.7348E+04   0.000       0.000
1.000       1.000       1.866       0.000       0.000     DI1_164_167_L_0
   2 D   1.101     -2.2187E-20   3.200       5.503       3.200       5.503            V-C  2.7348E+04 -0.2000       0.000
1.000       1.000       5.503       0.000       0.000     DI1_164_167_L_0
   3 D   1.759     -2.1612E-20   6.400       8.796       6.400       8.796            V-C  2.7348E+04 -0.4000       0.000
1.000       1.000       8.796       0.000       0.000     DI1_164_167_L_0
   4 D   2.318     -2.1035E-20   9.600       11.59       9.600       11.59            V-C  2.7348E+04 -0.6000       0.000
1.000       1.000       11.59       0.000       0.000     DI1_164_167_L_0
   5 D   2.782     -2.0456E-20   12.80       13.91       12.80       13.91            V-C  2.7348E+04 -0.8000       0.000
1.000       1.000       13.91       0.000       0.000     DI1_164_167_L_0
   6 D   3.176     -1.9872E-20   16.00       15.88       16.00       15.88            V-C  2.7348E+04  -1.000       0.000
1.000       1.000       15.88       0.000       0.000     DI1_164_167_L_0
   7 D   3.520     -1.9282E-20   19.20       17.60       19.20       17.60            V-C  2.7348E+04  -1.200       0.000
1.000       1.000       17.60       0.000       0.000     DI1_164_167_L_0
   8 D   3.834     -1.8682E-20   22.40       19.17       22.40       19.17            V-C  2.7348E+04  -1.400       0.000
1.000       1.000       19.17       0.000       0.000     DI1_164_167_L_0
   9 D   4.130     -1.8069E-20   25.60       20.65       25.60       20.65            V-C  2.7348E+04  -1.600       0.000
1.000       1.000       20.65       0.000       0.000     DI1_164_167_L_0
  10 D   4.416     -1.7440E-20   28.80       22.08       28.80       22.08            V-C  2.7348E+04  -1.800       0.000
1.000       1.000       22.08       0.000       0.000     DI1_164_167_L_0
  11 D   4.696     -1.6790E-20   32.00       23.48       32.00       23.48            V-C  2.7348E+04  -2.000       0.000
1.000       1.000       23.48       0.000       0.000     DI1_164_167_L_0
  12 D   4.973     -1.6118E-20   35.20       24.87       35.20       24.87            V-C  2.7348E+04  -2.200       0.000
1.000       1.000       24.87       0.000       0.000     DI1_164_167_L_0
  13 D   5.251     -1.5422E-20   38.40       26.25       38.40       26.25            V-C  2.7348E+04  -2.400       0.000
1.000       1.000       26.25       0.000       0.000     DI1_164_167_L_0
  14 D   5.529     -1.4699E-20   41.60       27.65       41.60       27.65            V-C  2.7348E+04  -2.600       0.000
1.000       1.000       27.65       0.000       0.000     DI1_164_167_L_0
  15 D   5.810     -1.3946E-20   44.80       29.05       44.80       29.05            V-C  2.7348E+04  -2.800       0.000
1.000       1.000       29.05       0.000       0.000     DI1_164_167_L_0
  16 D   6.092     -1.3161E-20   48.00       30.46       48.00       30.46            V-C  2.7348E+04  -3.000       0.000
1.000       1.000       30.46       0.000       0.000     DI1_164_167_L_0
  17 D   6.377     -1.2341E-20   51.20       31.89       51.20       31.89            V-C  2.7348E+04  -3.200       0.000
1.000       1.000       31.89       0.000       0.000     DI1_164_167_L_0
  18 D   6.665     -1.1481E-20   54.40       33.32       54.40       33.32            V-C  2.7348E+04  -3.400       0.000
1.000       1.000       33.32       0.000       0.000     DI1_164_167_L_0
  19 D   6.955     -1.0578E-20   57.60       34.77       57.60       34.77            V-C  2.7348E+04  -3.600       0.000
1.000       1.000       34.77       0.000       0.000     DI1_164_167_L_0
  20 D   7.247     -9.6283E-21   60.80       36.24       60.80       36.24            V-C  2.7348E+04  -3.800       0.000
1.000       1.000       36.24       0.000       0.000     DI1_164_167_L_0
  21 D   7.542     -8.6281E-21   64.00       37.71       64.00       37.71            V-C  2.7348E+04  -4.000       0.000
1.000       1.000       37.71       0.000       0.000     DI1_164_167_L_0
  22 D   7.839     -7.5779E-21   67.20       39.19       67.20       39.19            V-C  2.7348E+04  -4.200       0.000
1.000       1.000       39.19       0.000       0.000     DI1_164_167_L_0
  23 D   8.137     -6.4794E-21   70.40       40.69       70.40       40.69            V-C  2.7348E+04  -4.400       0.000
1.000       1.000       40.69       0.000       0.000     DI1_164_167_L_0
  24 D   8.437     -5.3361E-21   73.60       42.19       73.60       42.19            V-C  2.7348E+04  -4.600       0.000
1.000       1.000       42.19       0.000       0.000     DI1_164_167_L_0
```

25 D	8.739	-4.1519E-21	76.80	43.70	76.80	43.70	V-C	2.7348E+04	-4.800	0.000		
1.000	1.000	43.70	0.000	0.000	DI1_164_167_L_0							
26 D	9.043	-2.9303E-21	80.00	45.21	80.00	45.21	V-C	5.8296E+04	-5.000	0.000		
1.000	1.000	45.21	0.000	0.000	DI2_165_168_L_0							
27 D	9.347	-1.6753E-21	83.20	46.74	83.20	46.74	V-C	5.8296E+04	-5.200	0.000		
1.000	1.000	46.74	0.000	0.000	DI2_165_168_L_0							
28 D	9.653	-3.9016E-22	86.40	48.27	86.40	48.27	V-C	5.8296E+04	-5.400	0.000		
1.000	1.000	48.27	0.000	0.000	DI2_165_168_L_0							
29 D	9.960	9.2136E-22	89.60	49.80	89.60	49.80	V-C	5.8296E+04	-5.600	0.000		
1.000	1.000	49.80	0.000	0.000	DI2_165_168_L_0							
30 D	10.27	2.2557E-21	92.80	51.34	92.80	51.34	V-C	5.8296E+04	-5.800	0.000		
1.000	1.000	51.34	0.000	0.000	DI2_165_168_L_0							
31 D	10.58	3.6092E-21	96.00	52.88	96.00	52.88	V-C	5.8296E+04	-6.000	0.000		
1.000	1.000	52.88	0.000	0.000	DI2_165_168_L_0							
32 D	10.89	4.9781E-21	99.20	54.43	99.20	54.43	V-C	5.8296E+04	-6.200	0.000		
1.000	1.000	54.43	0.000	0.000	DI2_165_168_L_0							
33 D	11.19	6.3583E-21	102.4	55.97	102.4	55.97	V-C	5.8296E+04	-6.400	0.000		
1.000	1.000	55.97	0.000	0.000	DI2_165_168_L_0							
34 D	11.50	7.7455E-21	105.6	57.52	105.6	57.52	V-C	5.8296E+04	-6.600	0.000		
1.000	1.000	57.52	0.000	0.000	DI2_165_168_L_0							
35 D	11.82	9.1351E-21	108.8	59.08	108.8	59.08	V-C	5.8296E+04	-6.800	0.000		
1.000	1.000	59.08	0.000	0.000	DI2_165_168_L_0							
36 D	12.13	1.0522E-20	112.0	60.63	112.0	60.63	V-C	5.8296E+04	-7.000	0.000		
1.000	1.000	60.63	0.000	0.000	DI2_165_168_L_0							
37 D	12.44	1.1901E-20	115.2	62.19	115.2	62.19	V-C	5.8296E+04	-7.200	0.000		
1.000	1.000	62.19	0.000	0.000	DI2_165_168_L_0							
38 D	12.75	1.3266E-20	118.4	63.75	118.4	63.75	V-C	5.8296E+04	-7.400	0.000		
1.000	1.000	63.75	0.000	0.000	DI2_165_168_L_0							
39 D	13.06	1.4610E-20	121.6	65.31	121.6	65.31	V-C	5.8296E+04	-7.600	0.000		
1.000	1.000	65.31	0.000	0.000	DI2_165_168_L_0							
40 D	13.37	1.5926E-20	124.8	66.87	124.8	66.87	V-C	5.8296E+04	-7.800	0.000		
1.000	1.000	66.87	0.000	0.000	DI2_165_168_L_0							
41 D	13.69	1.7208E-20	128.0	68.43	128.0	68.43	V-C	5.8296E+04	-8.000	0.000		
1.000	1.000	68.43	0.000	0.000	DI2_165_168_L_0							
42 D	14.00	1.8458E-20	131.2	69.99	131.2	69.99	V-C	5.8296E+04	-8.200	0.000		
1.000	1.000	69.99	0.000	0.000	DI2_165_168_L_0							
43 D	14.31	1.9682E-20	134.4	71.56	134.4	71.56	V-C	5.8296E+04	-8.400	0.000		
1.000	1.000	71.56	0.000	0.000	DI2_165_168_L_0							
44 D	14.62	2.0888E-20	137.6	73.12	137.6	73.12	V-C	5.8296E+04	-8.600	0.000		
1.000	1.000	73.12	0.000	0.000	DI2_165_168_L_0							
45 D	14.94	2.2081E-20	140.8	74.69	140.8	74.69	V-C	5.8296E+04	-8.800	0.000		
1.000	1.000	74.69	0.000	0.000	DI2_165_168_L_0							
46 D	15.25	2.3267E-20	144.0	76.25	144.0	76.25	V-C	5.8296E+04	-9.000	0.000		
1.000	1.000	76.25	0.000	0.000	DI2_165_168_L_0							
47 D	15.56	2.4448E-20	147.2	77.82	147.2	77.82	V-C	5.8296E+04	-9.200	0.000		
1.000	1.000	77.82	0.000	0.000	DI2_165_168_L_0							
48 D	11.91	2.5627E-20	150.4	79.38	150.4	79.38	V-C	5.8296E+04	-9.400	0.000		
1.000	1.000	79.38	0.000	0.000	DI2_165_168_L_0							
49 D	4.008	2.6217E-20	152.0	80.16	152.0	80.16	V-C	5.8296E+04	-9.500	0.000		
1.000	1.000	80.16	0.000	0.000	DI2_165_168_L_0							

```
+-------------------------------------------------------------------------------------------------------------------------+
|                   PARATIEPLUS(TM)   NLS ENGINE RELEASE  2018.0    FULL VERSION  *Build date:Nov 13, 2017*              |
|                                                                                                                         |
|                                      NewProject.BaseDesignSection_28.Nominal_63                                         |
|                                   Exe Time : 4 September 2018 18:02:08                                                  |
+-------------------------------------------------------------------------------------------------------------------------+
New Project


S T R E S S   R E S U L T S   F O R   G R O U P   N O.   3

WallElement_33                                                :
ELEMENT TYPE    2 NO.OF ELEMENTS. IN THIS GROUP   48
C U R R E N T   T I M E   I S     1.0000

 WALL2D ELEMENT

   EL      TA          TB          MA          MB
-----------------------------------------------------
    1 8.74012E-17-8.74012E-17-4.92249E-28 1.74802E-17
    2 2.56243E-16-2.56243E-16-1.74802E-17 6.87289E-17
    3 4.19124E-16-4.19124E-16-6.87289E-17 1.52554E-16
    4 5.76040E-16-5.76040E-16-1.52554E-16 2.67762E-16
    5 7.26984E-16-7.26984E-16-2.67762E-16 4.13158E-16
    6 8.71944E-16-8.71944E-16-4.13158E-16 5.87547E-16
    7 1.01090E-15-1.01090E-15-5.87547E-16 7.89728E-16
    8 1.14383E-15-1.14383E-15-7.89728E-16 1.01849E-15
    9 1.27071E-15-1.27071E-15-1.01849E-15 1.27264E-15
   10 5.03305E-16-5.03305E-16-1.27264E-15 1.37330E-15
   11 6.17936E-16-6.17936E-16-1.37330E-15 1.49688E-15
   12 7.26367E-16-7.26367E-16-1.49688E-15 1.64216E-15
   13 8.28533E-16-8.28533E-16-1.64216E-15 1.80786E-15
   14 9.24363E-16-9.24363E-16-1.80786E-15 1.99274E-15
   15 1.01378E-15-1.01378E-15-1.99274E-15 2.19549E-15
   16 1.09669E-15-1.09669E-15-2.19549E-15 2.41483E-15
   17 1.17300E-15-1.17300E-15-2.41483E-15 2.64943E-15
   18 1.24262E-15-1.24262E-15-2.64943E-15 2.89796E-15
   19 1.30544E-15-1.30544E-15-2.89796E-15 3.15904E-15
   20-4.15012E-16 4.15012E-16-3.15904E-15 3.07604E-15
   21-3.66131E-16 3.66131E-16-3.07604E-15 3.00281E-15
   22-1.21257E-15 1.21257E-15-3.00281E-15 2.76030E-15
   23-1.17809E-15 1.17809E-15-2.76030E-15 2.52468E-15
   24-1.15099E-15 1.15099E-15-2.52468E-15 2.29448E-15
   25-1.13139E-15 1.13139E-15-2.29448E-15 2.06821E-15
   26-1.10385E-15 1.10385E-15-2.06821E-15 1.84744E-15
   27-1.09410E-15 1.09410E-15-1.84744E-15 1.62862E-15
   28-1.10240E-15 1.10240E-15-1.62862E-15 1.40814E-15
   29-1.12901E-15 1.12901E-15-1.40814E-15 1.18233E-15
   30-1.17417E-15 1.17417E-15-1.18233E-15 9.47500E-16
   31-1.23810E-15 1.23810E-15-9.47500E-16 6.99883E-16
   32-1.32101E-15 1.32101E-15-6.99883E-16 4.35681E-16
   33-1.42309E-15 1.42309E-15-4.35681E-16 1.51064E-16
   34-1.54451E-15 1.54451E-15-1.51064E-16-1.57838E-16
   35-1.68542E-15 1.68542E-15 1.57838E-16-4.94923E-16
   36-1.84595E-15 1.84595E-15 4.94923E-16-8.64111E-16
   37-2.02621E-15 2.02621E-15 8.64111E-16-1.26935E-15
   38-2.22628E-15 2.22628E-15 1.26935E-15-1.71461E-15
   39-2.44623E-15 2.44623E-15 1.71461E-15-2.20385E-15
   40 8.66576E-16-8.66576E-16 2.20385E-15-2.03054E-15
   41 2.38304E-15-2.38304E-15 2.03054E-15-1.55393E-15
   42 2.10313E-15-2.10313E-15 1.55393E-15-1.13330E-15
   43 1.80318E-15-1.80318E-15 1.13330E-15-7.72667E-16
   44 1.48318E-15-1.48318E-15 7.72667E-16-4.76033E-16
   45 1.14311E-15-1.14311E-15 4.76033E-16-2.47410E-16
   46 7.82981E-16-7.82981E-16 2.47410E-16-9.08140E-17
   47 4.02780E-16-4.02780E-16 9.08140E-17-1.02581E-17
   48 1.02577E-16-1.02577E-16 1.02581E-17 2.72630E-27
```

```
+-------------------------------------------------------------------------------------------------------------------------+
|                   PARATIEPLUS(TM)   NLS ENGINE RELEASE  2018.0    FULL VERSION  *Build date:Nov 13, 2017*              |
|                                                                                                                         |
|                                      NewProject.BaseDesignSection_28.Nominal_63                                         |
|                                   Exe Time : 4 September 2018 18:02:08                                                  |
+-------------------------------------------------------------------------------------------------------------------------+
New Project


S T R E S S    R E S U L T S    F O R    G R O U P    N O.    4

Tieback_175                                                 :
ELEMENT TYPE    6 NO.OF ELEMENTS. IN THIS GROUP    1
C U R R E N T    T I M E    I S      1.0000

 POST-TENSION 2D-BOUNDARY ELEMENT

         EL    FORCE          d0          EDISPL     pl. eps          K     -ve limit   +ve limit
-----------------------------------------------------------------------------------------------------

***** NO ONE ELEMENT ACTIVE AT CURRENT STEP *****

ITER     0 RNORM = 0.000     RMNORM= 0.000
           RINORM= 8033.     RIMNOR=0.2524E-27
           RENORM= 58.98     REMNOR=0.3778E-52 RATIO =0.8569E-01 TOLER =0.1000E-03  NOT CONVERGED
           RFMAX = 15.56     RMMAX =0.3159E-14
           RTSMAL=0.1000E-03 RMSMAL=0.1000E-19
           RDT   = 8033.     RDR   =0.1000E-19
           RATIOT=0.8569E-01 RATIOR= 0.000
           MAX UN= 3.176     IEQ=    11 NODE      6 DOF   1  Y-DISPL.F
           MIN UN=-.2726E-26 IEQ=    98 NODE     49 DOF   2   X-ROT. F
           NO. OF CONTACT CONSTRAINT VIOLATIONS     0


ITER     2 RNORM = 0.000     RMNORM= 0.000
           RINORM= 8033.     RIMNOR=0.2524E-27
           RENORM=0.5715     REMNOR=0.5664E-21 RATIO =0.8434E-02 TOLER =0.1000E-03  NOT CONVERGED
           RFMAX = 15.56     RMMAX =0.3159E-14
           RTSMAL=0.1000E-03 RMSMAL=0.1000E-19
           RDT   = 8033.     RDR   =0.1000E-19
           RATIOT=0.8434E-02 RATIOR= 0.000
           MAX UN=0.6009     IEQ=     1 NODE      1 DOF   1  Y-DISPL.F
           MIN UN=-.1382E-09 IEQ=    23 NODE     12 DOF   1  Y-DISPL.F
           NO. OF CONTACT CONSTRAINT VIOLATIONS     0


ITER     3 RNORM = 0.000     RMNORM= 0.000
           RINORM= 8033.     RIMNOR=0.2524E-27
           RENORM=0.2723E-19 REMNOR=0.1087E-21 RATIO =0.1841E-11 TOLER =0.1000E-03      CONVERGED !
           RFMAX = 15.56     RMMAX =0.3159E-14
           RTSMAL=0.1000E-03 RMSMAL=0.1000E-19
           RDT   = 8033.     RDR   =0.1000E-19
           RATIOT=0.1841E-11 RATIOR= 0.000
           MAX UN=0.6430E-10 IEQ=    23 NODE     12 DOF   1  Y-DISPL.F
           MIN UN=-.5588E-10 IEQ=    21 NODE     11 DOF   1  Y-DISPL.F
           NO. OF CONTACT CONSTRAINT VIOLATIONS     0
```

```
+-------------------------------------------------------------------------------------------------------------------------+
|                   PARATIEPLUS(TM)   NLS ENGINE RELEASE  2018.0    FULL VERSION  *Build date:Nov 13, 2017*              |
|                                                                                                                         |
|                                      NewProject.BaseDesignSection_28.Nominal_63                                         |
|                                  Exe Time : 4 September 2018 18:02:08                                                   |
+-------------------------------------------------------------------------------------------------------------------------+
New Project
SOLUTION REACHED USING     3 ITERATIONS ON   40

P R I N T   O U T   F O R   T I M E   S T E P    2     ( AT TIME   2.000     )

PRINT OUT OF ACTIVE COMPONENTS (FIXED NODES ARE NOT PRINTED OUT)

          Y-DISPL.F        X-ROT. F
            (02)             (04)           (
    1   1.1112565E-04  -1.9702183E-05
    2   1.0718522E-04  -1.9702168E-05
    3   1.0324491E-04  -1.9700339E-05
    4   9.9305579E-05  -1.9691086E-05
    5   9.5369809E-05  -1.9661819E-05
    6   9.1443631E-05  -1.9590852E-05
    7   8.7538211E-05  -1.9448739E-05
    8   8.3669809E-05  -1.9221528E-05
    9   7.9854726E-05  -1.8917430E-05
   10   7.6107224E-05  -1.8547515E-05
   11   7.2439410E-05  -1.8122245E-05
   12   6.8861373E-05  -1.7651278E-05
   13   6.5381361E-05  -1.7143373E-05
   14   6.2005965E-05  -1.6606343E-05
   15   5.8740309E-05  -1.6047037E-05
   16   5.5588243E-05  -1.5471338E-05
   17   5.2552523E-05  -1.4884172E-05
   18   4.9635057E-05  -1.4289540E-05
   19   4.6837000E-05  -1.3690519E-05
   20   4.4158995E-05  -1.3089307E-05
   21   4.1601346E-05  -1.2487250E-05
   22   3.9164130E-05  -1.1884860E-05
   23   3.6847442E-05  -1.1281874E-05
   24   3.4651489E-05  -1.0677268E-05
   25   3.2576758E-05  -1.0069304E-05
   26   3.0624153E-05  -9.4555600E-06
   27   2.8794686E-05  -8.8396837E-06
   28   2.7087808E-05  -8.2310157E-06
   29   2.5501265E-05  -7.6375641E-06
   30   2.4031317E-05  -7.0660846E-06
   31   2.2672993E-05  -6.5221727E-06
   32   2.1420315E-05  -6.0103532E-06
   33   2.0266484E-05  -5.5341524E-06
   34   1.9204105E-05  -5.0961915E-06
   35   1.8225339E-05  -4.6982485E-06
   36   1.7322071E-05  -4.3413275E-06
   37   1.6486058E-05  -4.0257208E-06
   38   1.5709057E-05  -3.7510571E-06
   39   1.4982971E-05  -3.5163591E-06
   40   1.4299952E-05  -3.3200786E-06
   41   1.3652517E-05  -3.1601341E-06
   42   1.3033648E-05  -3.0339405E-06
   43   1.2436895E-05  -2.9384330E-06
   44   1.1856464E-05  -2.8700868E-06
   45   1.1287317E-05  -2.8249312E-06
   46   1.0725243E-05  -2.7985588E-06
   47   1.0166964E-05  -2.7861340E-06
   48   9.6102099E-06  -2.7823956E-06
   49   9.3319720E-06  -2.7822047E-06
```

```
+-------------------------------------------------------------------------------------------------------------------------------+
|                   PARATIEPLUS(TM)   NLS ENGINE RELEASE  2018.0    FULL VERSION  *Build date:Nov 13, 2017*                    |
|                                                                                                                               |
|                                      NewProject.BaseDesignSection_28.Nominal_63                                               |
|                                   Exe Time : 4 September 2018 18:02:08                                                        |
+-------------------------------------------------------------------------------------------------------------------------------+
New Project


S T R E S S    R E S U L T S    F O R    G R O U P    N O.    1

0_L                                                          :
ELEMENT TYPE    5 NO.OF ELEMENTS. IN THIS GROUP   49
C U R R E N T    T I M E    I S      2.0000

 HARDENING 2D SOIL ELEMENT

 ****** TOTAL STRESS FORMULATION *****

  EL *   FORCE     DISPL-Y  VERTICAL-P  HORIZON.-P     MAX-V-P     MAX-H-P           STATE   STIFFNESS Z-LEVEL      PORE
E FACTOR    UFACTOR       Peq           Su_a         Su_p     LAYER
 ------------------------------------------------------------------------------------------------------------------------------
-------------------------------------------------------------------------------------------
   1 D  1.8460E-03 -1.1113E-04  5.5437E-02  1.8460E-02  5.5437E-02   1.866          ACTIVE   0.000       0.000       0.000
1.000       1.000      1.8460E-02   0.000       0.000     DI1_164_167_L_0
   2 D  0.2198     -1.0719E-04   3.300       1.099       3.300       5.503          ACTIVE   0.000     -0.2000       0.000
1.000       1.000       1.099       0.000       0.000     DI1_164_167_L_0
   3 D  0.4717     -1.0324E-04   6.706       2.359       6.706       8.796           UL-RL  6.2354E+04 -0.4000       0.000
1.000       1.000       2.359       0.000       0.000     DI1_164_167_L_0
   4 D   1.079     -9.9306E-05   10.32       5.397       10.32       11.59           UL-RL  6.2354E+04 -0.6000       0.000
1.000       1.000       5.397       0.000       0.000     DI1_164_167_L_0
   5 D   1.593     -9.5370E-05   14.08       7.966       14.08       13.91           UL-RL  6.2354E+04 -0.8000       0.000
1.000       1.000       7.966       0.000       0.000     DI1_164_167_L_0
   6 D   2.035     -9.1444E-05   17.91       10.18       17.91       15.88           UL-RL  6.2354E+04  -1.000       0.000
1.000       1.000       10.18       0.000       0.000     DI1_164_167_L_0
   7 D   2.429     -8.7538E-05   21.73       12.14       21.73       17.60           UL-RL  6.2354E+04  -1.200       0.000
1.000       1.000       12.14       0.000       0.000     DI1_164_167_L_0
   8 D   2.791     -8.3670E-05   25.78       13.96       25.78       19.17           UL-RL  6.2354E+04  -1.400       0.000
1.000       1.000       13.96       0.000       0.000     DI1_164_167_L_0
   9 D   3.134     -7.9855E-05   30.11       15.67       30.11       20.65           UL-RL  6.2354E+04  -1.600       0.000
1.000       1.000       15.67       0.000       0.000     DI1_164_167_L_0
  10 D   3.466     -7.6107E-05   34.05       17.33       34.05       22.08           UL-RL  6.2354E+04  -1.800       0.000
1.000       1.000       17.33       0.000       0.000     DI1_164_167_L_0
  11 D   3.792     -7.2439E-05   38.05       18.96       38.05       23.48           UL-RL  6.2354E+04  -2.000       0.000
1.000       1.000       18.96       0.000       0.000     DI1_164_167_L_0
  12 D   4.114     -6.8861E-05   41.94       20.57       41.94       24.87           UL-RL  6.2354E+04  -2.200       0.000
1.000       1.000       20.57       0.000       0.000     DI1_164_167_L_0
  13 D   4.435     -6.5381E-05   45.58       22.18       45.58       26.25           UL-RL  6.2354E+04  -2.400       0.000
1.000       1.000       22.18       0.000       0.000     DI1_164_167_L_0
  14 D   4.756     -6.2006E-05   49.31       23.78       49.31       27.65           UL-RL  6.2354E+04  -2.600       0.000
1.000       1.000       23.78       0.000       0.000     DI1_164_167_L_0
  15 D   5.077     -5.8740E-05   52.98       25.39       52.98       29.05           UL-RL  6.2354E+04  -2.800       0.000
1.000       1.000       25.39       0.000       0.000     DI1_164_167_L_0
  16 D   5.399     -5.5588E-05   56.59       27.00       56.59       30.46           UL-RL  6.2354E+04  -3.000       0.000
1.000       1.000       27.00       0.000       0.000     DI1_164_167_L_0
  17 D   5.722     -5.2553E-05   60.06       28.61       60.06       31.89           UL-RL  6.2354E+04  -3.200       0.000
1.000       1.000       28.61       0.000       0.000     DI1_164_167_L_0
  18 D   6.046     -4.9635E-05   63.61       30.23       63.61       33.32           UL-RL  6.2354E+04  -3.400       0.000
1.000       1.000       30.23       0.000       0.000     DI1_164_167_L_0
  19 D   6.371     -4.6837E-05   67.13       31.85       67.13       34.77           UL-RL  6.2354E+04  -3.600       0.000
1.000       1.000       31.85       0.000       0.000     DI1_164_167_L_0
  20 D   6.697     -4.4159E-05   70.62       33.48       70.62       36.24           UL-RL  6.2354E+04  -3.800       0.000
1.000       1.000       33.48       0.000       0.000     DI1_164_167_L_0
  21 D   7.023     -4.1601E-05   74.01       35.12       74.01       37.71           UL-RL  6.2354E+04  -4.000       0.000
1.000       1.000       35.12       0.000       0.000     DI1_164_167_L_0
  22 D   7.350     -3.9164E-05   77.47       36.75       77.47       39.19           UL-RL  6.2354E+04  -4.200       0.000
1.000       1.000       36.75       0.000       0.000     DI1_164_167_L_0
  23 D   7.678     -3.6847E-05   80.91       38.39       80.91       40.69           UL-RL  6.2354E+04  -4.400       0.000
1.000       1.000       38.39       0.000       0.000     DI1_164_167_L_0
  24 D   8.005     -3.4651E-05   84.03       40.03       84.03       42.19           UL-RL  6.2354E+04  -4.600       0.000
1.000       1.000       40.03       0.000       0.000     DI1_164_167_L_0
```

25 D	8.333	-3.2577E-05	87.01	41.67	87.01	43.70		UL-RL	6.2354E+04	-4.800	0.000		
1.000	1.000	41.67	0.000	0.000	DI1_164_167_L_0								
26 D	8.122	-3.0624E-05	90.00	40.61	90.00	45.21		UL-RL	1.5029E+05	-5.000	0.000		
1.000	1.000	40.61	0.000	0.000	DI2_165_168_L_0								
27 D	8.482	-2.8795E-05	93.01	42.41	93.01	46.74		UL-RL	1.5029E+05	-5.200	0.000		
1.000	1.000	42.41	0.000	0.000	DI2_165_168_L_0								
28 D	8.839	-2.7088E-05	96.03	44.19	96.03	48.27		UL-RL	1.5029E+05	-5.400	0.000		
1.000	1.000	44.19	0.000	0.000	DI2_165_168_L_0								
29 D	9.193	-2.5501E-05	99.06	45.97	99.06	49.80		UL-RL	1.5029E+05	-5.600	0.000		
1.000	1.000	45.97	0.000	0.000	DI2_165_168_L_0								
30 D	9.545	-2.4031E-05	102.1	47.73	102.1	51.34		UL-RL	1.5029E+05	-5.800	0.000		
1.000	1.000	47.73	0.000	0.000	DI2_165_168_L_0								
31 D	9.894	-2.2673E-05	105.2	49.47	105.2	52.88		UL-RL	1.5029E+05	-6.000	0.000		
1.000	1.000	49.47	0.000	0.000	DI2_165_168_L_0								
32 D	10.24	-2.1420E-05	108.2	51.21	108.2	54.43		UL-RL	1.5029E+05	-6.200	0.000		
1.000	1.000	51.21	0.000	0.000	DI2_165_168_L_0								
33 D	10.59	-2.0266E-05	111.3	52.93	111.3	55.97		UL-RL	1.5029E+05	-6.400	0.000		
1.000	1.000	52.93	0.000	0.000	DI2_165_168_L_0								
34 D	10.93	-1.9204E-05	114.4	54.64	114.4	57.52		UL-RL	1.5029E+05	-6.600	0.000		
1.000	1.000	54.64	0.000	0.000	DI2_165_168_L_0								
35 D	11.27	-1.8225E-05	117.5	56.34	117.5	59.08		UL-RL	1.5029E+05	-6.800	0.000		
1.000	1.000	56.34	0.000	0.000	DI2_165_168_L_0								
36 D	11.61	-1.7322E-05	120.6	58.03	120.6	60.63		UL-RL	1.5029E+05	-7.000	0.000		
1.000	1.000	58.03	0.000	0.000	DI2_165_168_L_0								
37 D	11.94	-1.6486E-05	123.7	59.71	123.7	62.19		UL-RL	1.5029E+05	-7.200	0.000		
1.000	1.000	59.71	0.000	0.000	DI2_165_168_L_0								
38 D	12.28	-1.5709E-05	126.8	61.39	126.8	63.75		UL-RL	1.5029E+05	-7.400	0.000		
1.000	1.000	61.39	0.000	0.000	DI2_165_168_L_0								
39 D	12.61	-1.4983E-05	129.9	63.06	129.9	65.31		UL-RL	1.5029E+05	-7.600	0.000		
1.000	1.000	63.06	0.000	0.000	DI2_165_168_L_0								
40 D	12.94	-1.4300E-05	133.0	64.72	133.0	66.87		UL-RL	1.5029E+05	-7.800	0.000		
1.000	1.000	64.72	0.000	0.000	DI2_165_168_L_0								
41 D	13.28	-1.3653E-05	136.1	66.38	136.1	68.43		UL-RL	1.5029E+05	-8.000	0.000		
1.000	1.000	66.38	0.000	0.000	DI2_165_168_L_0								
42 D	13.61	-1.3034E-05	139.3	68.04	139.3	69.99		UL-RL	1.5029E+05	-8.200	0.000		
1.000	1.000	68.04	0.000	0.000	DI2_165_168_L_0								
43 D	13.94	-1.2437E-05	142.4	69.69	142.4	71.56		UL-RL	1.5029E+05	-8.400	0.000		
1.000	1.000	69.69	0.000	0.000	DI2_165_168_L_0								
44 D	14.27	-1.1856E-05	145.5	71.34	145.5	73.12		UL-RL	1.5029E+05	-8.600	0.000		
1.000	1.000	71.34	0.000	0.000	DI2_165_168_L_0								
45 D	14.60	-1.1287E-05	148.7	72.99	148.7	74.69		UL-RL	1.5029E+05	-8.800	0.000		
1.000	1.000	72.99	0.000	0.000	DI2_165_168_L_0								
46 D	14.93	-1.0725E-05	151.8	74.64	151.8	76.25		UL-RL	1.5029E+05	-9.000	0.000		
1.000	1.000	74.64	0.000	0.000	DI2_165_168_L_0								
47 D	15.26	-1.0167E-05	154.9	76.29	154.9	77.82		UL-RL	1.5029E+05	-9.200	0.000		
1.000	1.000	76.29	0.000	0.000	DI2_165_168_L_0								
48 D	11.69	-9.6102E-06	158.1	77.94	158.1	79.38		UL-RL	1.5029E+05	-9.400	0.000		
1.000	1.000	77.94	0.000	0.000	DI2_165_168_L_0								
49 D	3.938	-9.3320E-06	159.7	78.76	159.7	80.16		UL-RL	1.5029E+05	-9.500	0.000		
1.000	1.000	78.76	0.000	0.000	DI2_165_168_L_0								

```
+-------------------------------------------------------------------------------------------------------------------------------+
|                  PARATIEPLUS(TM)   NLS ENGINE RELEASE  2018.0    FULL VERSION  *Build date:Nov 13, 2017*                    |
|                                                                                                                               |
|                                    NewProject.BaseDesignSection_28.Nominal_63                                                 |
|                                 Exe Time : 4 September 2018 18:02:08                                                          |
+-------------------------------------------------------------------------------------------------------------------------------+
New Project


S T R E S S   R E S U L T S   F O R   G R O U P   N O.   2

0_R                                                          :
ELEMENT TYPE    5 NO.OF ELEMENTS. IN THIS GROUP   49
C U R R E N T   T I M E   I S      2.0000

 HARDENING 2D SOIL ELEMENT

 ****** TOTAL STRESS FORMULATION *****

  EL *   FORCE     DISPL-Y  VERTICAL-P  HORIZON.-P     MAX-V-P     MAX-H-P           STATE   STIFFNESS Z-LEVEL      PORE
E FACTOR    UFACTOR       Peq           Su_a         Su_p     LAYER
 ------------------------------------------------------------------------------------------------------------------------------
-------------------------------------------------------------------------------------------
   1     0.000         --          --          --          --          --          REMOVED     --        0.000       0.000
1.000       1.000       0.000       0.000       0.000     not available
   2     0.000         --          --          --          --          --          REMOVED     --      -0.2000       0.000
1.000       1.000       0.000       0.000       0.000     not available
   3     0.000         --          --          --          --          --          REMOVED     --      -0.4000       0.000
1.000       1.000       0.000       0.000       0.000     not available
   4     0.000         --          --          --          --          --          REMOVED     --      -0.6000       0.000
1.000       1.000       0.000       0.000       0.000     not available
   5     0.000         --          --          --          --          --          REMOVED     --      -0.8000       0.000
1.000       1.000       0.000       0.000       0.000     not available
   6 D   0.000      9.1444E-05   0.000       0.000       16.00       15.88         PASSIVE   0.000      -1.000       0.000
1.000       1.000       0.000       0.000       0.000     DI1_164_167_L_0
   7 D   2.744      8.7538E-05   3.200       13.72       19.20       17.60         PASSIVE   0.000      -1.200       0.000
1.000       1.000       13.72       0.000       0.000     DI1_164_167_L_0
   8 D   3.487      8.3670E-05   6.400       17.44       22.40       19.17           UL-RL  4.1569E+04  -1.400       0.000
1.000       1.000       17.44       0.000       0.000     DI1_164_167_L_0
   9 D   3.802      7.9855E-05   9.600       19.01       25.60       20.65           UL-RL  4.1569E+04  -1.600       0.000
1.000       1.000       19.01       0.000       0.000     DI1_164_167_L_0
  10 D   4.088      7.6107E-05   12.80       20.44       28.80       22.08           UL-RL  4.1569E+04  -1.800       0.000
1.000       1.000       20.44       0.000       0.000     DI1_164_167_L_0
  11 D   4.361      7.2439E-05   16.00       21.80       32.00       23.48           UL-RL  4.1569E+04  -2.000       0.000
1.000       1.000       21.80       0.000       0.000     DI1_164_167_L_0
  12 D   4.625      6.8861E-05   19.20       23.13       35.20       24.87           UL-RL  4.1569E+04  -2.200       0.000
1.000       1.000       23.13       0.000       0.000     DI1_164_167_L_0
  13 D   4.887      6.5381E-05   22.40       24.44       38.40       26.25           UL-RL  4.1569E+04  -2.400       0.000
1.000       1.000       24.44       0.000       0.000     DI1_164_167_L_0
  14 D   5.148      6.2006E-05   25.60       25.74       41.60       27.65           UL-RL  4.1569E+04  -2.600       0.000
1.000       1.000       25.74       0.000       0.000     DI1_164_167_L_0
  15 D   5.410      5.8740E-05   28.80       27.05       44.80       29.05           UL-RL  4.1569E+04  -2.800       0.000
1.000       1.000       27.05       0.000       0.000     DI1_164_167_L_0
  16 D   5.674      5.5588E-05   32.00       28.37       48.00       30.46           UL-RL  4.1569E+04  -3.000       0.000
1.000       1.000       28.37       0.000       0.000     DI1_164_167_L_0
  17 D   5.940      5.2553E-05   35.20       29.70       51.20       31.89           UL-RL  4.1569E+04  -3.200       0.000
1.000       1.000       29.70       0.000       0.000     DI1_164_167_L_0
  18 D   6.208      4.9635E-05   38.40       31.04       54.40       33.32           UL-RL  4.1569E+04  -3.400       0.000
1.000       1.000       31.04       0.000       0.000     DI1_164_167_L_0
  19 D   6.479      4.6837E-05   41.60       32.40       57.60       34.77           UL-RL  4.1569E+04  -3.600       0.000
1.000       1.000       32.40       0.000       0.000     DI1_164_167_L_0
  20 D   6.753      4.4159E-05   44.80       33.77       60.80       36.24           UL-RL  4.1569E+04  -3.800       0.000
1.000       1.000       33.77       0.000       0.000     DI1_164_167_L_0
  21 D   7.030      4.1601E-05   48.00       35.15       64.00       37.71           UL-RL  4.1569E+04  -4.000       0.000
1.000       1.000       35.15       0.000       0.000     DI1_164_167_L_0
  22 D   7.310      3.9164E-05   51.20       36.55       67.20       39.19           UL-RL  4.1569E+04  -4.200       0.000
1.000       1.000       36.55       0.000       0.000     DI1_164_167_L_0
  23 D   7.592      3.6847E-05   54.40       37.96       70.40       40.69           UL-RL  4.1569E+04  -4.400       0.000
1.000       1.000       37.96       0.000       0.000     DI1_164_167_L_0
  24 D   7.877      3.4651E-05   57.60       39.38       73.60       42.19           UL-RL  4.1569E+04  -4.600       0.000
1.000       1.000       39.38       0.000       0.000     DI1_164_167_L_0
```

```
  25 D   8.164      3.2577E-05   60.80      40.82      76.80      43.70          UL-RL  4.1569E+04  -4.800       0.000
1.000      1.000      40.82       0.000      0.000     DI1_164_167_L_0
  26 D   8.741      3.0624E-05   64.00      43.70      80.00      45.21          UL-RL  8.8610E+04  -5.000       0.000
1.000      1.000      43.70       0.000      0.000     DI2_165_168_L_0
  27 D   9.015      2.8795E-05   67.20      45.07      83.20      46.74          UL-RL  8.8610E+04  -5.200       0.000
1.000      1.000      45.07       0.000      0.000     DI2_165_168_L_0
  28 D   9.292      2.7088E-05   70.40      46.46      86.40      48.27          UL-RL  8.8610E+04  -5.400       0.000
1.000      1.000      46.46       0.000      0.000     DI2_165_168_L_0
  29 D   9.572      2.5501E-05   73.60      47.86      89.60      49.80          UL-RL  8.8610E+04  -5.600       0.000
1.000      1.000      47.86       0.000      0.000     DI2_165_168_L_0
  30 D   9.856      2.4031E-05   76.80      49.28      92.80      51.34          UL-RL  8.8610E+04  -5.800       0.000
1.000      1.000      49.28       0.000      0.000     DI2_165_168_L_0
  31 D   10.14      2.2673E-05   80.00      50.71      96.00      52.88          UL-RL  8.8610E+04  -6.000       0.000
1.000      1.000      50.71       0.000      0.000     DI2_165_168_L_0
  32 D   10.43      2.1420E-05   83.20      52.15      99.20      54.43          UL-RL  8.8610E+04  -6.200       0.000
1.000      1.000      52.15       0.000      0.000     DI2_165_168_L_0
  33 D   10.72      2.0266E-05   86.40      53.60      102.4      55.97          UL-RL  8.8610E+04  -6.400       0.000
1.000      1.000      53.60       0.000      0.000     DI2_165_168_L_0
  34 D   11.01      1.9204E-05   89.60      55.06      105.6      57.52          UL-RL  8.8610E+04  -6.600       0.000
1.000      1.000      55.06       0.000      0.000     DI2_165_168_L_0
  35 D   11.31      1.8225E-05   92.80      56.53      108.8      59.08          UL-RL  8.8610E+04  -6.800       0.000
1.000      1.000      56.53       0.000      0.000     DI2_165_168_L_0
  36 D   11.60      1.7322E-05   96.00      58.01      112.0      60.63          UL-RL  8.8610E+04  -7.000       0.000
1.000      1.000      58.01       0.000      0.000     DI2_165_168_L_0
  37 D   11.90      1.6486E-05   99.20      59.50      115.2      62.19          UL-RL  8.8610E+04  -7.200       0.000
1.000      1.000      59.50       0.000      0.000     DI2_165_168_L_0
  38 D   12.20      1.5709E-05   102.4      61.00      118.4      63.75          UL-RL  8.8610E+04  -7.400       0.000
1.000      1.000      61.00       0.000      0.000     DI2_165_168_L_0
  39 D   12.50      1.4983E-05   105.6      62.50      121.6      65.31          UL-RL  8.8610E+04  -7.600       0.000
1.000      1.000      62.50       0.000      0.000     DI2_165_168_L_0
  40 D   12.80      1.4300E-05   108.8      64.00      124.8      66.87          UL-RL  8.8610E+04  -7.800       0.000
1.000      1.000      64.00       0.000      0.000     DI2_165_168_L_0
  41 D   13.10      1.3653E-05   112.0      65.51      128.0      68.43          UL-RL  8.8610E+04  -8.000       0.000
1.000      1.000      65.51       0.000      0.000     DI2_165_168_L_0
  42 D   13.40      1.3034E-05   115.2      67.02      131.2      69.99          UL-RL  8.8610E+04  -8.200       0.000
1.000      1.000      67.02       0.000      0.000     DI2_165_168_L_0
  43 D   13.71      1.2437E-05   118.4      68.53      134.4      71.56          UL-RL  8.8610E+04  -8.400       0.000
1.000      1.000      68.53       0.000      0.000     DI2_165_168_L_0
  44 D   14.01      1.1856E-05   121.6      70.05      137.6      73.12          UL-RL  8.8610E+04  -8.600       0.000
1.000      1.000      70.05       0.000      0.000     DI2_165_168_L_0
  45 D   14.31      1.1287E-05   124.8      71.57      140.8      74.69          UL-RL  8.8610E+04  -8.800       0.000
1.000      1.000      71.57       0.000      0.000     DI2_165_168_L_0
  46 D   14.62      1.0725E-05   128.0      73.08      144.0      76.25          UL-RL  8.8610E+04  -9.000       0.000
1.000      1.000      73.08       0.000      0.000     DI2_165_168_L_0
  47 D   14.92      1.0167E-05   131.2      74.60      147.2      77.82          UL-RL  8.8610E+04  -9.200       0.000
1.000      1.000      74.60       0.000      0.000     DI2_165_168_L_0
  48 D   11.42      9.6102E-06   134.4      76.12      150.4      79.38          UL-RL  8.8610E+04  -9.400       0.000
1.000      1.000      76.12       0.000      0.000     DI2_165_168_L_0
  49 D   3.844      9.3320E-06   136.0      76.88      152.0      80.16          UL-RL  8.8610E+04  -9.500       0.000
1.000      1.000      76.88       0.000      0.000     DI2_165_168_L_0
```

```
+-----------------------------------------------------------------------------------------------------------------------+
|                  PARATIEPLUS(TM)   NLS ENGINE RELEASE  2018.0    FULL VERSION  *Build date:Nov 13, 2017*              |
|                                                                                                                       |
|                                      NewProject.BaseDesignSection_28.Nominal_63                                       |
|                                 Exe Time : 4 September 2018 18:02:08                                                  |
+-----------------------------------------------------------------------------------------------------------------------+
New Project


S T R E S S   R E S U L T S   F O R   G R O U P   N O.   3

WallElement_33                                                  :
ELEMENT TYPE    2 NO.OF ELEMENTS. IN THIS GROUP   48
C U R R E N T   T I M E   I S     2.0000

 WALL2D ELEMENT

   EL      TA          TB          MA          MB
-----------------------------------------------------
    1 1.84604E-03-1.84604E-03 2.74269E-12 3.69208E-04
    2 0.22162    -0.22162    -3.69208E-04 4.46939E-02
    3 0.69333    -0.69333    -4.46939E-02 0.18336
    4  1.7728     -1.7728    -0.18336     0.53792
    5  3.3659     -3.3659    -0.53792      1.2111
    6  5.4011     -5.4011     -1.2111      2.2913
    7  5.0853     -5.0853     -2.2913      3.3084
    8  4.3890     -4.3890     -3.3084      4.1862
    9  3.7216     -3.7216     -4.1862      4.9305
   10  3.0997     -3.0997     -4.9305      5.5504
   11  2.5313     -2.5313     -5.5504      6.0567
   12  2.0204     -2.0204     -6.0567      6.4608
   13  1.5686     -1.5686     -6.4608      6.7745
   14  1.1765     -1.1765     -6.7745      7.0098
   15 0.84357    -0.84357     -7.0098      7.1785
   16 0.56901    -0.56901     -7.1785      7.2923
   17 0.35145    -0.35145     -7.2923      7.3626
   18 0.18929    -0.18929     -7.3626      7.4004
   19 8.07408E-02-8.07408E-02 -7.4004      7.4166
   20 2.38713E-02-2.38713E-02 -7.4166      7.4214
   21 1.66409E-02-1.66409E-02 -7.4214      7.4247
   22 5.69329E-02-5.69329E-02 -7.4247      7.4361
   23 0.14257    -0.14257     -7.4361      7.4646
   24 0.27131    -0.27131     -7.4646      7.5189
   25 0.44089    -0.44089     -7.5189      7.6070
   26-0.17774     0.17774     -7.6070      7.5715
   27-0.71087     0.71087     -7.5715      7.4293
   28 -1.1642      1.1642     -7.4293      7.1965
   29 -1.5433      1.5433     -7.1965      6.8878
   30 -1.8537      1.8537     -6.8878      6.5171
   31 -2.1006      2.1006     -6.5171      6.0969
   32 -2.2889      2.2889     -6.0969      5.6392
   33 -2.4233      2.4233     -5.6392      5.1545
   34 -2.5080      2.5080     -5.1545      4.6529
   35 -2.5470      2.5470     -4.6529      4.1435
   36 -2.5438      2.5438     -4.1435      3.6347
   37 -2.5016      2.5016     -3.6347      3.1344
   38 -2.4232      2.4232     -3.1344      2.6498
   39 -2.3109      2.3109     -2.6498      2.1876
   40 -2.1667      2.1667     -2.1876      1.7543
   41 -1.9923      1.9923     -1.7543      1.3558
   42 -1.7890      1.7890     -1.3558     0.99800
   43 -1.5579      1.5579    -0.99800     0.68641
   44 -1.2997      1.2997    -0.68641     0.42647
   45 -1.0149      1.0149    -0.42647     0.22349
   46-0.70381     0.70381    -0.22349     8.27248E-02
   47-0.36658     0.36658    -8.27248E-02 9.40937E-03
   48-9.40900E-02 9.40900E-02-9.40937E-03 1.76392E-12
```

```
+-------------------------------------------------------------------------------------------------------------------------------+
|                   PARATIEPLUS(TM)   NLS ENGINE RELEASE  2018.0    FULL VERSION  *Build date:Nov 13, 2017*                    |
|                                                                                                                               |
|                                      NewProject.BaseDesignSection_28.Nominal_63                                               |
|                                   Exe Time : 4 September 2018 18:02:08                                                        |
+-------------------------------------------------------------------------------------------------------------------------------+
New Project


S T R E S S   R E S U L T S   F O R   G R O U P   N O.   4

Tieback_175                                                :
ELEMENT TYPE    6 NO.OF ELEMENTS. IN THIS GROUP    1
C U R R E N T   T I M E   I S      2.0000

 POST-TENSION 2D-BOUNDARY ELEMENT

         EL    FORCE          d0          EDISPL     pl. eps          K     -ve limit   +ve limit
-------------------------------------------------------------------------------------------------------

***** NO ONE ELEMENT ACTIVE AT CURRENT STEP *****

ITER     0 RNORM = 0.000     RMNORM= 0.000
           RINORM=0.2264E+05 RIMNOR= 2597.
           RENORM=0.1439E+05 REMNOR=0.1087E-21 RATIO =0.7972     TOLER =0.1000E-03  NOT CONVERGED
           RFMAX = 119.9     RMMAX = 7.607
           RTSMAL=0.1000E-02 RMSMAL=0.1000E-04
           RDT   =0.2264E+05 RDR   = 2597.
           RATIOT=0.7972     RATIOR= 0.000
           MAX UN=0.6430E-10 IEQ=    23 NODE     12 DOF   1  Y-DISPL.F
           MIN UN=-119.9     IEQ=     1 NODE      1 DOF   1  Y-DISPL.F
           NO. OF CONTACT CONSTRAINT VIOLATIONS     0


ITER     2 RNORM = 0.000     RMNORM= 0.000
           RINORM=0.2264E+05 RIMNOR= 2597.
           RENORM= 176.2     REMNOR=0.1929E-19 RATIO =0.8822E-01 TOLER =0.1000E-03  NOT CONVERGED
           RFMAX = 119.9     RMMAX = 7.607
           RTSMAL=0.1000E-02 RMSMAL=0.1000E-04
           RDT   =0.2264E+05 RDR   = 2597.
           RATIOT=0.8822E-01 RATIOR= 0.000
           MAX UN=0.6171E-01 IEQ=    75 NODE     38 DOF   1  Y-DISPL.F
           MIN UN=-7.257     IEQ=     3 NODE      2 DOF   1  Y-DISPL.F
           NO. OF CONTACT CONSTRAINT VIOLATIONS     0


ITER     3 RNORM = 0.000     RMNORM= 0.000
           RINORM=0.2264E+05 RIMNOR= 2597.
           RENORM= 12.09     REMNOR=0.2326E-19 RATIO =0.2311E-01 TOLER =0.1000E-03  NOT CONVERGED
           RFMAX = 119.9     RMMAX = 7.607
           RTSMAL=0.1000E-02 RMSMAL=0.1000E-04
           RDT   =0.2264E+05 RDR   = 2597.
           RATIOT=0.2311E-01 RATIOR= 0.000
           MAX UN=0.3856E-01 IEQ=    63 NODE     32 DOF   1  Y-DISPL.F
           MIN UN=-2.864     IEQ=     5 NODE      3 DOF   1  Y-DISPL.F
           NO. OF CONTACT CONSTRAINT VIOLATIONS     0


ITER     4 RNORM = 0.000     RMNORM= 0.000
           RINORM=0.2264E+05 RIMNOR= 2597.
           RENORM=0.4817E-02 REMNOR=0.5450E-20 RATIO =0.4613E-03 TOLER =0.1000E-03  NOT CONVERGED
           RFMAX = 119.9     RMMAX = 7.607
           RTSMAL=0.1000E-02 RMSMAL=0.1000E-04
           RDT   =0.2264E+05 RDR   = 2597.
           RATIOT=0.4613E-03 RATIOR= 0.000
           MAX UN=0.7054E-02 IEQ=    67 NODE     34 DOF   1  Y-DISPL.F
           MIN UN=-.6899E-01 IEQ=    55 NODE     28 DOF   1  Y-DISPL.F
           NO. OF CONTACT CONSTRAINT VIOLATIONS     0


ITER     5 RNORM = 0.000     RMNORM= 0.000
```

```
RINORM=0.2264E+05 RIMNOR= 2597.
RENORM=0.3398E-06 REMNOR=0.1200E-19 RATIO =0.3874E-05 TOLER =0.1000E-03      CONVERGED !
RFMAX = 119.9     RMMAX = 7.607
RTSMAL=0.1000E-02 RMSMAL=0.1000E-04
RDT   =0.2264E+05 RDR   = 2597.
RATIOT=0.3874E-05 RATIOR= 0.000
MAX UN=0.3094E-03 IEQ=    71 NODE     36 DOF   1  Y-DISPL.F
MIN UN=-.8153E-09 IEQ=     9 NODE      5 DOF   1  Y-DISPL.F
NO. OF CONTACT CONSTRAINT VIOLATIONS     0
```

```
+-------------------------------------------------------------------------------------------------------------------------+
|                   PARATIEPLUS(TM)   NLS ENGINE RELEASE  2018.0    FULL VERSION  *Build date:Nov 13, 2017*              |
|                                                                                                                         |
|                                      NewProject.BaseDesignSection_28.Nominal_63                                         |
|                                  Exe Time : 4 September 2018 18:02:08                                                   |
+-------------------------------------------------------------------------------------------------------------------------+
New Project
SOLUTION REACHED USING     5 ITERATIONS ON   40

P R I N T   O U T   F O R   T I M E   S T E P    3     ( AT TIME   3.000     )

PRINT OUT OF ACTIVE COMPONENTS (FIXED NODES ARE NOT PRINTED OUT)

          Y-DISPL.F        X-ROT. F
            (02)             (04)           (
    1  -1.3019491E-03   3.7407237E-04
    2  -1.2271995E-03   3.7309925E-04
    3  -1.1528372E-03   3.7020962E-04
    4  -1.0792374E-03   3.6549356E-04
    5  -1.0067517E-03   3.5909854E-04
    6  -9.3569840E-04   3.5119790E-04
    7  -8.6636150E-04   3.4196284E-04
    8  -7.9899112E-04   3.3155996E-04
    9  -7.3380472E-04   3.2014908E-04
   10  -6.7098849E-04   3.0788315E-04
   11  -6.1069872E-04   2.9490826E-04
   12  -5.5306315E-04   2.8136386E-04
   13  -4.9818227E-04   2.6738300E-04
   14  -4.4613058E-04   2.5309265E-04
   15  -3.9695776E-04   2.3861408E-04
   16  -3.5068977E-04   2.2406323E-04
   17  -3.0732977E-04   2.0954971E-04
   18  -2.6686049E-04   1.9517392E-04
   19  -2.2924507E-04   1.8102502E-04
   20  -1.9443009E-04   1.6718191E-04
   21  -1.6234745E-04   1.5371406E-04
   22  -1.3291558E-04   1.4068192E-04
   23  -1.0604213E-04   1.2813803E-04
   24  -8.1624815E-05   1.1612748E-04
   25  -5.9553026E-05   1.0468861E-04
   26  -3.9709112E-05   9.3853620E-05
   27  -2.1969184E-05   8.3655840E-05
   28  -6.2022617E-06   7.4127133E-05
   29   7.7277442E-06   6.5289559E-05
   30   1.9960469E-05   5.7155597E-05
   31   3.0637082E-05   4.9728120E-05
   32   3.9898371E-05   4.3001128E-05
   33   4.7883266E-05   3.6960836E-05
   34   5.4727141E-05   3.1587067E-05
   35   6.0560823E-05   2.6854251E-05
   36   6.5509574E-05   2.2732432E-05
   37   6.9692268E-05   1.9187998E-05
   38   7.3220795E-05   1.6184207E-05
   39   7.6199375E-05   1.3681785E-05
   40   7.8724168E-05   1.1639260E-05
   41   8.0882851E-05   1.0013314E-05
   42   8.2754274E-05   8.7590601E-06
   43   8.4408172E-05   7.8302561E-06
   44   8.5904911E-05   7.1794775E-06
   45   8.7295259E-05   6.7582431E-06
   46   8.8620207E-05   6.5170959E-06
   47   8.9910745E-05   6.4056734E-06
   48   9.1187709E-05   6.3727317E-06
   49   9.1824897E-05   6.3710764E-06
```

```
+-------------------------------------------------------------------------------------------------------------------------------+
|                   PARATIEPLUS(TM)   NLS ENGINE RELEASE  2018.0    FULL VERSION  *Build date:Nov 13, 2017*                    |
|                                                                                                                               |
|                                      NewProject.BaseDesignSection_28.Nominal_63                                               |
|                                   Exe Time : 4 September 2018 18:02:08                                                        |
+-------------------------------------------------------------------------------------------------------------------------------+
New Project


S T R E S S   R E S U L T S   F O R   G R O U P   N O.   1

0_L                                                          :
ELEMENT TYPE    5 NO.OF ELEMENTS. IN THIS GROUP   49
C U R R E N T   T I M E   I S      3.0000

 HARDENING 2D SOIL ELEMENT

 ****** TOTAL STRESS FORMULATION *****

  EL *   FORCE     DISPL-Y  VERTICAL-P  HORIZON.-P     MAX-V-P     MAX-H-P           STATE   STIFFNESS Z-LEVEL      PORE
E FACTOR    UFACTOR       Peq          Su_a         Su_p     LAYER
 ------------------------------------------------------------------------------------------------------------------------------
-------------------------------------------------------------------------------------------
   1 D  3.0756E-02  1.3019E-03  5.5437E-02  0.3076      5.5437E-02   1.866         PASSIVE   0.000       0.000       0.000
1.000       1.000      0.3076       0.000       0.000     DI1_164_167_L_0
   2 D   3.662      1.2272E-03   3.300       18.31       3.300       18.31         PASSIVE   0.000     -0.2000       0.000
1.000       1.000       18.31       0.000       0.000     DI1_164_167_L_0
   3 D   7.441      1.1528E-03   6.706       37.21       6.706       37.21         PASSIVE   0.000     -0.4000       0.000
1.000       1.000       37.21       0.000       0.000     DI1_164_167_L_0
   4 D   10.73      1.0792E-03   10.32       53.65       10.32       53.65           V-C  3.8971E+04 -0.6000       0.000
1.000       1.000       53.65       0.000       0.000     DI1_164_167_L_0
   5 D   10.63      1.0068E-03   14.08       53.15       14.08       53.15           V-C  3.8971E+04 -0.8000       0.000
1.000       1.000       53.15       0.000       0.000     DI1_164_167_L_0
   6 D   10.47      9.3570E-04   17.91       52.34       17.91       52.34           V-C  3.8971E+04  -1.000       0.000
1.000       1.000       52.34       0.000       0.000     DI1_164_167_L_0
   7 D   10.27      8.6636E-04   21.73       51.36       21.73       51.36           V-C  3.8971E+04  -1.200       0.000
1.000       1.000       51.36       0.000       0.000     DI1_164_167_L_0
   8 D   10.06      7.9899E-04   25.78       50.31       25.78       50.31           V-C  3.8971E+04  -1.400       0.000
1.000       1.000       50.31       0.000       0.000     DI1_164_167_L_0
   9 D   9.850      7.3380E-04   30.11       49.25       30.11       49.25           V-C  3.8971E+04  -1.600       0.000
1.000       1.000       49.25       0.000       0.000     DI1_164_167_L_0
  10 D   9.645      6.7099E-04   34.05       48.23       34.05       48.23           V-C  3.8971E+04  -1.800       0.000
1.000       1.000       48.23       0.000       0.000     DI1_164_167_L_0
  11 D   9.455      6.1070E-04   38.05       47.28       38.05       47.28           V-C  3.8971E+04  -2.000       0.000
1.000       1.000       47.28       0.000       0.000     DI1_164_167_L_0
  12 D   9.284      5.5306E-04   41.94       46.42       41.94       46.42           V-C  3.8971E+04  -2.200       0.000
1.000       1.000       46.42       0.000       0.000     DI1_164_167_L_0
  13 D   9.134      4.9818E-04   45.58       45.67       45.58       45.67           V-C  3.8971E+04  -2.400       0.000
1.000       1.000       45.67       0.000       0.000     DI1_164_167_L_0
  14 D   9.007      4.4613E-04   49.31       45.03       49.31       45.03           V-C  3.8971E+04  -2.600       0.000
1.000       1.000       45.03       0.000       0.000     DI1_164_167_L_0
  15 D   8.904      3.9696E-04   52.98       44.52       52.98       44.52           V-C  3.8971E+04  -2.800       0.000
1.000       1.000       44.52       0.000       0.000     DI1_164_167_L_0
  16 D   8.826      3.5069E-04   56.59       44.13       56.59       44.13           V-C  3.8971E+04  -3.000       0.000
1.000       1.000       44.13       0.000       0.000     DI1_164_167_L_0
  17 D   8.773      3.0733E-04   60.06       43.86       60.06       43.86           V-C  3.8971E+04  -3.200       0.000
1.000       1.000       43.86       0.000       0.000     DI1_164_167_L_0
  18 D   8.745      2.6686E-04   63.61       43.72       63.61       43.72           V-C  3.8971E+04  -3.400       0.000
1.000       1.000       43.72       0.000       0.000     DI1_164_167_L_0
  19 D   8.742      2.2925E-04   67.13       43.71       67.13       43.71           V-C  3.8971E+04  -3.600       0.000
1.000       1.000       43.71       0.000       0.000     DI1_164_167_L_0
  20 D   8.763      1.9443E-04   70.62       43.81       70.62       43.81           V-C  3.8971E+04  -3.800       0.000
1.000       1.000       43.81       0.000       0.000     DI1_164_167_L_0
  21 D   8.807      1.6235E-04   74.01       44.04       74.01       44.04           V-C  3.8971E+04  -4.000       0.000
1.000       1.000       44.04       0.000       0.000     DI1_164_167_L_0
  22 D   8.875      1.3292E-04   77.47       44.37       77.47       44.37           V-C  3.8971E+04  -4.200       0.000
1.000       1.000       44.37       0.000       0.000     DI1_164_167_L_0
  23 D   8.964      1.0604E-04   80.91       44.82       80.91       44.82           V-C  3.8971E+04  -4.400       0.000
1.000       1.000       44.82       0.000       0.000     DI1_164_167_L_0
  24 D   9.074      8.1625E-05   84.03       45.37       84.03       45.37           V-C  3.8971E+04  -4.600       0.000
1.000       1.000       45.37       0.000       0.000     DI1_164_167_L_0
```

25 D	9.204	5.9553E-05	87.01	46.02	87.01	46.02	V-C	3.8971E+04	-4.800	0.000
1.000	1.000	46.02	0.000	0.000	DI1_164_167_L_0					
26 D	9.789	3.9709E-05	90.00	48.94	90.00	48.94	V-C	9.3930E+04	-5.000	0.000
1.000	1.000	48.94	0.000	0.000	DI2_165_168_L_0					
27 D	9.760	2.1969E-05	93.01	48.80	93.01	48.80	V-C	9.3930E+04	-5.200	0.000
1.000	1.000	48.80	0.000	0.000	DI2_165_168_L_0					
28 D	9.770	6.2023E-06	96.03	48.85	96.03	48.85	V-C	9.3930E+04	-5.400	0.000
1.000	1.000	48.85	0.000	0.000	DI2_165_168_L_0					
29 D	9.728	-7.7277E-06	99.06	48.64	99.06	49.80	UL-RL	1.5029E+05	-5.600	0.000
1.000	1.000	48.64	0.000	0.000	DI2_165_168_L_0					
30 D	9.668	-1.9960E-05	102.1	48.34	102.1	51.34	UL-RL	1.5029E+05	-5.800	0.000
1.000	1.000	48.34	0.000	0.000	DI2_165_168_L_0					
31 D	9.655	-3.0637E-05	105.2	48.28	105.2	52.88	UL-RL	1.5029E+05	-6.000	0.000
1.000	1.000	48.28	0.000	0.000	DI2_165_168_L_0					
32 D	9.686	-3.9898E-05	108.2	48.43	108.2	54.43	UL-RL	1.5029E+05	-6.200	0.000
1.000	1.000	48.43	0.000	0.000	DI2_165_168_L_0					
33 D	9.755	-4.7883E-05	111.3	48.78	111.3	55.97	UL-RL	1.5029E+05	-6.400	0.000
1.000	1.000	48.78	0.000	0.000	DI2_165_168_L_0					
34 D	9.860	-5.4727E-05	114.4	49.30	114.4	57.52	UL-RL	1.5029E+05	-6.600	0.000
1.000	1.000	49.30	0.000	0.000	DI2_165_168_L_0					
35 D	9.995	-6.0561E-05	117.5	49.98	117.5	59.08	UL-RL	1.5029E+05	-6.800	0.000
1.000	1.000	49.98	0.000	0.000	DI2_165_168_L_0					
36 D	10.16	-6.5510E-05	120.6	50.79	120.6	60.63	UL-RL	1.5029E+05	-7.000	0.000
1.000	1.000	50.79	0.000	0.000	DI2_165_168_L_0					
37 D	10.34	-6.9692E-05	123.7	51.72	123.7	62.19	UL-RL	1.5029E+05	-7.200	0.000
1.000	1.000	51.72	0.000	0.000	DI2_165_168_L_0					
38 D	10.55	-7.3221E-05	126.8	52.75	126.8	63.75	UL-RL	1.5029E+05	-7.400	0.000
1.000	1.000	52.75	0.000	0.000	DI2_165_168_L_0					
39 D	10.77	-7.6199E-05	129.9	53.86	129.9	65.31	UL-RL	1.5029E+05	-7.600	0.000
1.000	1.000	53.86	0.000	0.000	DI2_165_168_L_0					
40 D	11.01	-7.8724E-05	133.0	55.04	133.0	66.87	UL-RL	1.5029E+05	-7.800	0.000
1.000	1.000	55.04	0.000	0.000	DI2_165_168_L_0					
41 D	11.26	-8.0883E-05	136.1	56.28	136.1	68.43	UL-RL	1.5029E+05	-8.000	0.000
1.000	1.000	56.28	0.000	0.000	DI2_165_168_L_0					
42 D	11.51	-8.2754E-05	139.3	57.56	139.3	69.99	UL-RL	1.5029E+05	-8.200	0.000
1.000	1.000	57.56	0.000	0.000	DI2_165_168_L_0					
43 D	11.77	-8.4408E-05	142.4	58.87	142.4	71.56	UL-RL	1.5029E+05	-8.400	0.000
1.000	1.000	58.87	0.000	0.000	DI2_165_168_L_0					
44 D	12.04	-8.5905E-05	145.5	60.21	145.5	73.12	UL-RL	1.5029E+05	-8.600	0.000
1.000	1.000	60.21	0.000	0.000	DI2_165_168_L_0					
45 D	12.31	-8.7295E-05	148.7	61.57	148.7	74.69	UL-RL	1.5029E+05	-8.800	0.000
1.000	1.000	61.57	0.000	0.000	DI2_165_168_L_0					
46 D	12.59	-8.8620E-05	151.8	62.93	151.8	76.25	UL-RL	1.5029E+05	-9.000	0.000
1.000	1.000	62.93	0.000	0.000	DI2_165_168_L_0					
47 D	12.86	-8.9911E-05	154.9	64.30	154.9	77.82	UL-RL	1.5029E+05	-9.200	0.000
1.000	1.000	64.30	0.000	0.000	DI2_165_168_L_0					
48 D	9.851	-9.1188E-05	158.1	65.68	158.1	79.38	UL-RL	1.5029E+05	-9.400	0.000
1.000	1.000	65.68	0.000	0.000	DI2_165_168_L_0					
49 D	3.318	-9.1825E-05	159.7	66.36	159.7	80.16	UL-RL	1.5029E+05	-9.500	0.000
1.000	1.000	66.36	0.000	0.000	DI2_165_168_L_0					

```
+-------------------------------------------------------------------------------------------------------------------------------+
|                   PARATIEPLUS(TM)   NLS ENGINE RELEASE  2018.0    FULL VERSION  *Build date:Nov 13, 2017*                    |
|                                                                                                                               |
|                                      NewProject.BaseDesignSection_28.Nominal_63                                               |
|                                   Exe Time : 4 September 2018 18:02:08                                                        |
+-------------------------------------------------------------------------------------------------------------------------------+
New Project


S T R E S S   R E S U L T S   F O R   G R O U P   N O.   2

0_R                                                          :
ELEMENT TYPE    5 NO.OF ELEMENTS. IN THIS GROUP   49
C U R R E N T   T I M E   I S      3.0000

 HARDENING 2D SOIL ELEMENT

 ****** TOTAL STRESS FORMULATION *****

  EL *   FORCE     DISPL-Y  VERTICAL-P  HORIZON.-P     MAX-V-P     MAX-H-P           STATE   STIFFNESS Z-LEVEL      PORE
E FACTOR    UFACTOR       Peq           Su_a         Su_p     LAYER
 ------------------------------------------------------------------------------------------------------------------------------
-------------------------------------------------------------------------------------------
   1     0.000         --          --          --          --          --          REMOVED     --        0.000       0.000
1.000       1.000       0.000       0.000       0.000     not available
   2     0.000         --          --          --          --          --          REMOVED     --      -0.2000       0.000
1.000       1.000       0.000       0.000       0.000     not available
   3     0.000         --          --          --          --          --          REMOVED     --      -0.4000       0.000
1.000       1.000       0.000       0.000       0.000     not available
   4     0.000         --          --          --          --          --          REMOVED     --      -0.6000       0.000
1.000       1.000       0.000       0.000       0.000     not available
   5     0.000         --          --          --          --          --          REMOVED     --      -0.8000       0.000
1.000       1.000       0.000       0.000       0.000     not available
   6 D   0.000     -9.3570E-04   0.000       0.000       16.00       15.88          ACTIVE   0.000      -1.000       0.000
1.000       1.000       0.000       0.000       0.000     DI1_164_167_L_0
   7 D  0.2131     -8.6636E-04   3.200       1.066       19.20       17.60          ACTIVE   0.000      -1.200       0.000
1.000       1.000       1.066       0.000       0.000     DI1_164_167_L_0
   8 D  0.4262     -7.9899E-04   6.400       2.131       22.40       19.17          ACTIVE   0.000      -1.400       0.000
1.000       1.000       2.131       0.000       0.000     DI1_164_167_L_0
   9 D  0.6394     -7.3380E-04   9.600       3.197       25.60       20.65          ACTIVE   0.000      -1.600       0.000
1.000       1.000       3.197       0.000       0.000     DI1_164_167_L_0
  10 D  0.8525     -6.7099E-04   12.80       4.262       28.80       22.08          ACTIVE   0.000      -1.800       0.000
1.000       1.000       4.262       0.000       0.000     DI1_164_167_L_0
  11 D   1.066     -6.1070E-04   16.00       5.328       32.00       23.48          ACTIVE   0.000      -2.000       0.000
1.000       1.000       5.328       0.000       0.000     DI1_164_167_L_0
  12 D   1.279     -5.5306E-04   19.20       6.394       35.20       24.87          ACTIVE   0.000      -2.200       0.000
1.000       1.000       6.394       0.000       0.000     DI1_164_167_L_0
  13 D   1.492     -4.9818E-04   22.40       7.459       38.40       26.25          ACTIVE   0.000      -2.400       0.000
1.000       1.000       7.459       0.000       0.000     DI1_164_167_L_0
  14 D   1.705     -4.4613E-04   25.60       8.525       41.60       27.65          ACTIVE   0.000      -2.600       0.000
1.000       1.000       8.525       0.000       0.000     DI1_164_167_L_0
  15 D   1.918     -3.9696E-04   28.80       9.590       44.80       29.05          ACTIVE   0.000      -2.800       0.000
1.000       1.000       9.590       0.000       0.000     DI1_164_167_L_0
  16 D   2.296     -3.5069E-04   32.00       11.48       48.00       30.46           UL-RL  4.1569E+04  -3.000       0.000
1.000       1.000       11.48       0.000       0.000     DI1_164_167_L_0
  17 D   2.948     -3.0733E-04   35.20       14.74       51.20       31.89           UL-RL  4.1569E+04  -3.200       0.000
1.000       1.000       14.74       0.000       0.000     DI1_164_167_L_0
  18 D   3.577     -2.6686E-04   38.40       17.88       54.40       33.32           UL-RL  4.1569E+04  -3.400       0.000
1.000       1.000       17.88       0.000       0.000     DI1_164_167_L_0
  19 D   4.184     -2.2925E-04   41.60       20.92       57.60       34.77           UL-RL  4.1569E+04  -3.600       0.000
1.000       1.000       20.92       0.000       0.000     DI1_164_167_L_0
  20 D   4.770     -1.9443E-04   44.80       23.85       60.80       36.24           UL-RL  4.1569E+04  -3.800       0.000
1.000       1.000       23.85       0.000       0.000     DI1_164_167_L_0
  21 D   5.335     -1.6235E-04   48.00       26.67       64.00       37.71           UL-RL  4.1569E+04  -4.000       0.000
1.000       1.000       26.67       0.000       0.000     DI1_164_167_L_0
  22 D   5.879     -1.3292E-04   51.20       29.40       67.20       39.19           UL-RL  4.1569E+04  -4.200       0.000
1.000       1.000       29.40       0.000       0.000     DI1_164_167_L_0
  23 D   6.404     -1.0604E-04   54.40       32.02       70.40       40.69           UL-RL  4.1569E+04  -4.400       0.000
1.000       1.000       32.02       0.000       0.000     DI1_164_167_L_0
  24 D   6.910     -8.1625E-05   57.60       34.55       73.60       42.19           UL-RL  4.1569E+04  -4.600       0.000
1.000       1.000       34.55       0.000       0.000     DI1_164_167_L_0
```

25 D	7.398	-5.9553E-05	60.80	36.99	76.80	43.70	UL-RL	4.1569E+04	-4.800	0.000	
1.000	1.000	36.99	0.000	0.000	DI1_164_167_L_0						
26 D	7.494	-3.9709E-05	64.00	37.47	80.00	45.21	UL-RL	8.8610E+04	-5.000	0.000	
1.000	1.000	37.47	0.000	0.000	DI2_165_168_L_0						
27 D	8.115	-2.1969E-05	67.20	40.58	83.20	46.74	UL-RL	8.8610E+04	-5.200	0.000	
1.000	1.000	40.58	0.000	0.000	DI2_165_168_L_0						
28 D	8.702	-6.2023E-06	70.40	43.51	86.40	48.27	UL-RL	8.8610E+04	-5.400	0.000	
1.000	1.000	43.51	0.000	0.000	DI2_165_168_L_0						
29 D	9.257	7.7277E-06	73.60	46.29	89.60	49.80	UL-RL	8.8610E+04	-5.600	0.000	
1.000	1.000	46.29	0.000	0.000	DI2_165_168_L_0						
30 D	9.783	1.9960E-05	76.80	48.92	92.80	51.34	UL-RL	8.8610E+04	-5.800	0.000	
1.000	1.000	48.92	0.000	0.000	DI2_165_168_L_0						
31 D	10.28	3.0637E-05	80.00	51.41	96.00	52.88	UL-RL	8.8610E+04	-6.000	0.000	
1.000	1.000	51.41	0.000	0.000	DI2_165_168_L_0						
32 D	10.75	3.9898E-05	83.20	53.74	99.20	54.49	UL-RL	8.8610E+04	-6.200	0.000	
1.000	1.000	53.74	0.000	0.000	DI2_165_168_L_0						
33 D	11.18	4.7883E-05	86.40	55.92	102.4	56.19	UL-RL	8.8610E+04	-6.400	0.000	
1.000	1.000	55.92	0.000	0.000	DI2_165_168_L_0						
34 D	11.58	5.4727E-05	89.60	57.92	105.6	58.01	UL-RL	8.8610E+04	-6.600	0.000	
1.000	1.000	57.92	0.000	0.000	DI2_165_168_L_0						
35 D	11.96	6.0561E-05	92.80	59.82	108.8	59.86	UL-RL	8.8610E+04	-6.800	0.000	
1.000	1.000	59.82	0.000	0.000	DI2_165_168_L_0						
36 D	12.33	6.5510E-05	96.00	61.66	112.0	61.67	UL-RL	8.8610E+04	-7.000	0.000	
1.000	1.000	61.66	0.000	0.000	DI2_165_168_L_0						
37 D	12.69	6.9692E-05	99.20	63.46	115.2	63.46	UL-RL	8.8610E+04	-7.200	0.000	
1.000	1.000	63.46	0.000	0.000	DI2_165_168_L_0						
38 D	13.04	7.3221E-05	102.4	65.21	118.4	65.22	UL-RL	8.8610E+04	-7.400	0.000	
1.000	1.000	65.21	0.000	0.000	DI2_165_168_L_0						
39 D	13.39	7.6199E-05	105.6	66.94	121.6	66.94	UL-RL	8.8610E+04	-7.600	0.000	
1.000	1.000	66.94	0.000	0.000	DI2_165_168_L_0						
40 D	13.73	7.8724E-05	108.8	68.64	124.8	68.65	UL-RL	8.8610E+04	-7.800	0.000	
1.000	1.000	68.64	0.000	0.000	DI2_165_168_L_0						
41 D	14.07	8.0883E-05	112.0	70.33	128.0	70.33	UL-RL	8.8610E+04	-8.000	0.000	
1.000	1.000	70.33	0.000	0.000	DI2_165_168_L_0						
42 D	14.40	8.2754E-05	115.2	72.00	131.2	72.00	UL-RL	8.8610E+04	-8.200	0.000	
1.000	1.000	72.00	0.000	0.000	DI2_165_168_L_0						
43 D	14.73	8.4408E-05	118.4	73.65	134.4	73.65	UL-RL	8.8610E+04	-8.400	0.000	
1.000	1.000	73.65	0.000	0.000	DI2_165_168_L_0						
44 D	15.06	8.5905E-05	121.6	75.30	137.6	75.30	UL-RL	8.8610E+04	-8.600	0.000	
1.000	1.000	75.30	0.000	0.000	DI2_165_168_L_0						
45 D	15.39	8.7295E-05	124.8	76.94	140.8	76.94	UL-RL	8.8610E+04	-8.800	0.000	
1.000	1.000	76.94	0.000	0.000	DI2_165_168_L_0						
46 D	15.72	8.8620E-05	128.0	78.58	144.0	78.58	V-C	5.5381E+04	-9.000	0.000	
1.000	1.000	78.58	0.000	0.000	DI2_165_168_L_0						
47 D	16.04	8.9911E-05	131.2	80.22	147.2	80.22	V-C	5.5381E+04	-9.200	0.000	
1.000	1.000	80.22	0.000	0.000	DI2_165_168_L_0						
48 D	12.28	9.1188E-05	134.4	81.86	150.4	81.86	V-C	5.5381E+04	-9.400	0.000	
1.000	1.000	81.86	0.000	0.000	DI2_165_168_L_0						
49 D	4.134	9.1825E-05	136.0	82.68	152.0	82.68	V-C	5.5381E+04	-9.500	0.000	
1.000	1.000	82.68	0.000	0.000	DI2_165_168_L_0						

```
+-----------------------------------------------------------------------------------------------------------------------+
|                  PARATIEPLUS(TM)   NLS ENGINE RELEASE  2018.0    FULL VERSION  *Build date:Nov 13, 2017*              |
|                                                                                                                       |
|                                      NewProject.BaseDesignSection_28.Nominal_63                                       |
|                                 Exe Time : 4 September 2018 18:02:08                                                  |
+-----------------------------------------------------------------------------------------------------------------------+
New Project


S T R E S S   R E S U L T S   F O R   G R O U P   N O.   3

WallElement_33                                                  :
ELEMENT TYPE    2 NO.OF ELEMENTS. IN THIS GROUP   48
C U R R E N T   T I M E   I S     3.0000

 WALL2D ELEMENT

   EL      TA          TB          MA          MB
-----------------------------------------------------
    1 -119.91      119.91    -3.03433E-11 -23.983
    2 -116.25      116.25      23.983     -47.233
    3 -108.81      108.81      47.233     -68.995
    4 -98.081      98.081      68.995     -88.612
    5 -87.452      87.452      88.612     -106.10
    6 -76.983      76.983      106.10     -121.50
    7 -66.924      66.924      121.50     -134.88
    8 -57.288      57.288      134.88     -146.34
    9 -48.077      48.077      146.34     -155.96
   10 -39.284      39.284      155.96     -163.81
   11 -30.895      30.895      163.81     -169.99
   12 -22.889      22.889      169.99     -174.57
   13 -15.248      15.248      174.57     -177.62
   14 -7.9460      7.9460      177.62     -179.21
   15-0.96046     0.96046      179.21     -179.40
   16  5.5693     -5.5693      179.40     -178.29
   17  11.394     -11.394      178.29     -176.01
   18  16.563     -16.563      176.01     -172.70
   19  21.120     -21.120      172.70     -168.47
   20  25.113     -25.113      168.47     -163.45
   21  28.586     -28.586      163.45     -157.73
   22  31.581     -31.581      157.73     -151.42
   23  34.141     -34.141      151.42     -144.59
   24  36.304     -36.304      144.59     -137.33
   25  38.110     -38.110      137.33     -129.70
   26  40.405     -40.405      129.70     -121.62
   27  42.049     -42.049      121.62     -113.21
   28  43.117     -43.117      113.21     -104.59
   29  43.587     -43.587      104.59     -95.873
   30  43.471     -43.471      95.873     -87.179
   31  42.843     -42.843      87.179     -78.610
   32  41.780     -41.780      78.610     -70.254
   33  40.353     -40.353      70.254     -62.184
   34  38.630     -38.630      62.184     -54.458
   35  36.661     -36.661      54.458     -47.126
   36  34.486     -34.486      47.126     -40.228
   37  32.138     -32.138      40.228     -33.801
   38  29.644     -29.644      33.801     -27.872
   39  27.027     -27.027      27.872     -22.467
   40  24.306     -24.306      22.467     -17.605
   41  21.496     -21.496      17.605     -13.306
   42  18.608     -18.608      13.306     -9.5845
   43  15.652     -15.652      9.5845     -6.4541
   44  12.634     -12.634      6.4541     -3.9274
   45  9.5580     -9.5580      3.9274     -2.0158
   46  6.4275     -6.4275      2.0158    -0.73027
   47  3.2435     -3.2435     0.73027    -8.15839E-02
   48 0.81581    -0.81581     8.15839E-02-1.55227E-11
```

```
+-------------------------------------------------------------------------------------------------------------------------------+
|                  PARATIEPLUS(TM)   NLS ENGINE RELEASE  2018.0    FULL VERSION  *Build date:Nov 13, 2017*                    |
|                                                                                                                               |
|                                     NewProject.BaseDesignSection_28.Nominal_63                                                |
|                                  Exe Time : 4 September 2018 18:02:08                                                         |
+-------------------------------------------------------------------------------------------------------------------------------+
New Project


S T R E S S   R E S U L T S   F O R   G R O U P   N O.   4

Tieback_175                                                    :
ELEMENT TYPE    6 NO.OF ELEMENTS. IN THIS GROUP    1
C U R R E N T   T I M E   I S      3.0000

 POST-TENSION 2D-BOUNDARY ELEMENT

         EL    FORCE          d0          EDISPL     pl. eps          K     -ve limit   +ve limit
-----------------------------------------------------------------------------------------------------------
 ANCHOR    1   138.50     -1.22376E-03 -1.22376E-03   0.0000       0.0000       0.0000       0.0000     BORN NOW JUST
ACTIVATED

 ITER     0 RNORM = 0.000     RMNORM= 0.000
             RINORM=0.2332E+06 RIMNOR=0.1239E+07
             RENORM= 1096.     REMNOR=0.1200E-19 RATIO =0.6855E-01 TOLER =0.1000E-03  NOT CONVERGED
             RFMAX = 119.9     RMMAX = 179.4
             RTSMAL=0.1000E-02 RMSMAL=0.1000E-02
             RDT   =0.2332E+06 RDR   =0.1239E+07
             RATIOT=0.6855E-01 RATIOR= 0.000
             MAX UN= 9.257     IEQ=    57 NODE     29 DOF   1  Y-DISPL.F
             MIN UN=-.8153E-09 IEQ=     9 NODE      5 DOF   1  Y-DISPL.F
             NO. OF CONTACT CONSTRAINT VIOLATIONS     0


 ITER     2 RNORM = 0.000     RMNORM= 0.000
             RINORM=0.2332E+06 RIMNOR=0.1239E+07
             RENORM= 14.82     REMNOR=0.7884E-19 RATIO =0.7971E-02 TOLER =0.1000E-03  NOT CONVERGED
             RFMAX = 119.9     RMMAX = 179.4
             RTSMAL=0.1000E-02 RMSMAL=0.1000E-02
             RDT   =0.2332E+06 RDR   =0.1239E+07
             RATIOT=0.7971E-02 RATIOR= 0.000
             MAX UN= 2.765     IEQ=    59 NODE     30 DOF   1  Y-DISPL.F
             MIN UN=-.7197E-09 IEQ=    35 NODE     18 DOF   1  Y-DISPL.F
             NO. OF CONTACT CONSTRAINT VIOLATIONS     0


 ITER     3 RNORM = 0.000     RMNORM= 0.000
             RINORM=0.2332E+06 RIMNOR=0.1239E+07
             RENORM=0.1349     REMNOR=0.1872E-19 RATIO =0.7605E-03 TOLER =0.1000E-03  NOT CONVERGED
             RFMAX = 119.9     RMMAX = 179.4
             RTSMAL=0.1000E-02 RMSMAL=0.1000E-02
             RDT   =0.2332E+06 RDR   =0.1239E+07
             RATIOT=0.7605E-03 RATIOR= 0.000
             MAX UN=0.3310     IEQ=    85 NODE     43 DOF   1  Y-DISPL.F
             MIN UN=-.1935E-08 IEQ=    95 NODE     48 DOF   1  Y-DISPL.F
             NO. OF CONTACT CONSTRAINT VIOLATIONS     0


 ITER     4 RNORM = 0.000     RMNORM= 0.000
             RINORM=0.2332E+06 RIMNOR=0.1239E+07
             RENORM=0.3847E-04 REMNOR=0.1492E-19 RATIO =0.1284E-04 TOLER =0.1000E-03      CONVERGED !
             RFMAX = 119.9     RMMAX = 179.4
             RTSMAL=0.1000E-02 RMSMAL=0.1000E-02
             RDT   =0.2332E+06 RDR   =0.1239E+07
             RATIOT=0.1284E-04 RATIOR= 0.000
             MAX UN=0.5861E-02 IEQ=    89 NODE     45 DOF   1  Y-DISPL.F
             MIN UN=-.1131E-08 IEQ=    97 NODE     49 DOF   1  Y-DISPL.F
             NO. OF CONTACT CONSTRAINT VIOLATIONS     0
```

```
+-------------------------------------------------------------------------------------------------------------------------+
|                   PARATIEPLUS(TM)   NLS ENGINE RELEASE  2018.0    FULL VERSION  *Build date:Nov 13, 2017*              |
|                                                                                                                         |
|                                      NewProject.BaseDesignSection_28.Nominal_63                                         |
|                                  Exe Time : 4 September 2018 18:02:08                                                   |
+-------------------------------------------------------------------------------------------------------------------------+
New Project
SOLUTION REACHED USING     4 ITERATIONS ON   40

P R I N T   O U T   F O R   T I M E   S T E P    4     ( AT TIME   4.000     )

PRINT OUT OF ACTIVE COMPONENTS (FIXED NODES ARE NOT PRINTED OUT)

          Y-DISPL.F        X-ROT. F
            (02)             (04)           (
    1  -5.3667510E-04   4.0514158E-04
    2  -4.5571219E-04   4.0416037E-04
    3  -3.7514089E-04   4.0122999E-04
    4  -2.9534634E-04   3.9640754E-04
    5  -2.1669640E-04   3.8980722E-04
    6  -1.3953266E-04   3.8156882E-04
    7  -6.4168922E-05   3.7182975E-04
    8   9.1081509E-06   3.6072429E-04
    9   8.0038415E-05   3.4838314E-04
   10   1.4838750E-04   3.3493334E-04
   11   2.1394607E-04   3.2049829E-04
   12   2.7652913E-04   3.0519798E-04
   13   3.3597536E-04   2.8914923E-04
   14   3.9214653E-04   2.7246605E-04
   15   4.4492693E-04   2.5526003E-04
   16   4.9422299E-04   2.3764071E-04
   17   5.3996307E-04   2.1971593E-04
   18   5.8209636E-04   2.0159265E-04
   19   6.2059396E-04   1.8337677E-04
   20   6.5544794E-04   1.6517402E-04
   21   6.8667135E-04   1.4709033E-04
   22   7.1429893E-04   1.2923189E-04
   23   7.3838629E-04   1.1170615E-04
   24   7.5901082E-04   9.4621832E-05
   25   7.7627182E-04   7.8089403E-05
   26   7.9029088E-04   6.2221469E-05
   27   8.0121120E-04   4.7116314E-05
   28   8.0919380E-04   3.2857882E-05
   29   8.1441661E-04   1.9533237E-05
   30   8.1707534E-04   7.2322597E-06
   31   8.1738167E-04  -3.9864287E-06
   32   8.1555297E-04  -1.4122213E-05
   33   8.1180301E-04  -2.3204676E-05
   34   8.0633882E-04  -3.1271304E-05
   35   7.9935930E-04  -3.8365679E-05
   36   7.9105413E-04  -4.4536338E-05
   37   7.8160288E-04  -4.9836032E-05
   38   7.7117406E-04  -5.4321307E-05
   39   7.5992467E-04  -5.8051930E-05
   40   7.4799941E-04  -6.1090678E-05
   41   7.3553016E-04  -6.3503048E-05
   42   7.2263542E-04  -6.5357041E-05
   43   7.0941988E-04  -6.6722982E-05
   44   6.9597393E-04  -6.7673376E-05
   45   6.8237333E-04  -6.8282784E-05
   46   6.6867851E-04  -6.8627790E-05
   47   6.5493470E-04  -6.8785413E-05
   48   6.4117178E-04  -6.8831525E-05
   49   6.3428820E-04  -6.8833819E-05
```

```
+-------------------------------------------------------------------------------------------------------------------------------+
|                   PARATIEPLUS(TM)   NLS ENGINE RELEASE  2018.0    FULL VERSION  *Build date:Nov 13, 2017*                    |
|                                                                                                                               |
|                                      NewProject.BaseDesignSection_28.Nominal_63                                               |
|                                   Exe Time : 4 September 2018 18:02:08                                                        |
+-------------------------------------------------------------------------------------------------------------------------------+
New Project


S T R E S S   R E S U L T S   F O R   G R O U P   N O.   1

0_L                                                              :
ELEMENT TYPE    5 NO.OF ELEMENTS. IN THIS GROUP   49
C U R R E N T   T I M E   I S      4.0000

 HARDENING 2D SOIL ELEMENT

 ****** TOTAL STRESS FORMULATION *****

  EL *   FORCE     DISPL-Y  VERTICAL-P  HORIZON.-P     MAX-V-P     MAX-H-P           STATE   STIFFNESS Z-LEVEL      PORE
E FACTOR    UFACTOR       Peq           Su_a         Su_p     LAYER
 ------------------------------------------------------------------------------------------------------------------------------
-------------------------------------------------------------------------------------------
   1 D  3.8762E-03  5.3668E-04  5.5437E-02  3.8762E-02  5.5437E-02   1.866          UL-RL  1.3127E+04   0.000       0.000
1.000       1.000      3.8762E-02   0.000       0.000     DI1_164_167_L_0
   2 D   1.636      4.5571E-04   3.300       8.181       3.300       18.31          UL-RL  1.3127E+04 -0.2000       0.000
1.000       1.000       8.181       0.000       0.000     DI1_164_167_L_0
   3 D   5.399      3.7514E-04   6.706       27.00       6.706       37.21          UL-RL  1.3127E+04 -0.4000       0.000
1.000       1.000       27.00       0.000       0.000     DI1_164_167_L_0
   4 D   8.672      2.9535E-04   10.32       43.36       10.32       53.65          UL-RL  1.3127E+04 -0.6000       0.000
1.000       1.000       43.36       0.000       0.000     DI1_164_167_L_0
   5 D   8.555      2.1670E-04   14.08       42.78       14.08       53.15          UL-RL  1.3127E+04 -0.8000       0.000
1.000       1.000       42.78       0.000       0.000     DI1_164_167_L_0
   6 D   8.378      1.3953E-04   17.91       41.89       17.91       52.34          UL-RL  1.3127E+04  -1.000       0.000
1.000       1.000       41.89       0.000       0.000     DI1_164_167_L_0
   7 D   8.167      6.4169E-05   21.73       40.83       21.73       51.36          UL-RL  1.3127E+04  -1.200       0.000
1.000       1.000       40.83       0.000       0.000     DI1_164_167_L_0
   8 D   7.940     -9.1082E-06   25.78       39.70       25.78       50.31          UL-RL  1.3127E+04  -1.400       0.000
1.000       1.000       39.70       0.000       0.000     DI1_164_167_L_0
   9 D   7.713     -8.0038E-05   30.11       38.57       30.11       49.25          UL-RL  1.3127E+04  -1.600       0.000
1.000       1.000       38.57       0.000       0.000     DI1_164_167_L_0
  10 D   7.494     -1.4839E-04   34.05       37.47       34.05       48.23          UL-RL  1.3127E+04  -1.800       0.000
1.000       1.000       37.47       0.000       0.000     DI1_164_167_L_0
  11 D   7.290     -2.1395E-04   38.05       36.45       38.05       47.28          UL-RL  1.3127E+04  -2.000       0.000
1.000       1.000       36.45       0.000       0.000     DI1_164_167_L_0
  12 D   7.106     -2.7653E-04   41.94       35.53       41.94       46.42          UL-RL  1.3127E+04  -2.200       0.000
1.000       1.000       35.53       0.000       0.000     DI1_164_167_L_0
  13 D   6.944     -3.3598E-04   45.58       34.72       45.58       45.67          UL-RL  1.3127E+04  -2.400       0.000
1.000       1.000       34.72       0.000       0.000     DI1_164_167_L_0
  14 D   6.806     -3.9215E-04   49.31       34.03       49.31       45.03          UL-RL  1.3127E+04  -2.600       0.000
1.000       1.000       34.03       0.000       0.000     DI1_164_167_L_0
  15 D   6.693     -4.4493E-04   52.98       33.47       52.98       44.52          UL-RL  1.3127E+04  -2.800       0.000
1.000       1.000       33.47       0.000       0.000     DI1_164_167_L_0
  16 D   6.607     -4.9422E-04   56.59       33.04       56.59       44.13          UL-RL  1.3127E+04  -3.000       0.000
1.000       1.000       33.04       0.000       0.000     DI1_164_167_L_0
  17 D   6.548     -5.3996E-04   60.06       32.74       60.06       43.86          UL-RL  1.3127E+04  -3.200       0.000
1.000       1.000       32.74       0.000       0.000     DI1_164_167_L_0
  18 D   6.516     -5.8210E-04   63.61       32.58       63.61       43.72          UL-RL  1.3127E+04  -3.400       0.000
1.000       1.000       32.58       0.000       0.000     DI1_164_167_L_0
  19 D   6.510     -6.2059E-04   67.13       32.55       67.13       43.71          UL-RL  1.3127E+04  -3.600       0.000
1.000       1.000       32.55       0.000       0.000     DI1_164_167_L_0
  20 D   6.531     -6.5545E-04   70.62       32.66       70.62       43.81          UL-RL  1.3127E+04  -3.800       0.000
1.000       1.000       32.66       0.000       0.000     DI1_164_167_L_0
  21 D   6.578     -6.8667E-04   74.01       32.89       74.01       44.04          UL-RL  1.3127E+04  -4.000       0.000
1.000       1.000       32.89       0.000       0.000     DI1_164_167_L_0
  22 D   6.650     -7.1430E-04   77.47       33.25       77.47       44.37          UL-RL  1.3127E+04  -4.200       0.000
1.000       1.000       33.25       0.000       0.000     DI1_164_167_L_0
  23 D   6.747     -7.3839E-04   80.91       33.73       80.91       44.82          UL-RL  1.3127E+04  -4.400       0.000
1.000       1.000       33.73       0.000       0.000     DI1_164_167_L_0
  24 D   6.867     -7.5901E-04   84.03       34.33       84.03       45.37          UL-RL  1.3127E+04  -4.600       0.000
1.000       1.000       34.33       0.000       0.000     DI1_164_167_L_0
```

25 D	7.009	-7.7627E-04	87.01	35.05	87.01	46.02	UL-RL	1.3127E+04	-4.800	0.000
1.000	1.000	35.05	0.000	0.000	DI1_164_167_L_0					
26 D	5.093	-7.9029E-04	90.00	25.46	90.00	48.94	ACTIVE	0.000	-5.000	0.000
1.000	1.000	25.46	0.000	0.000	DI2_165_168_L_0					
27 D	5.270	-8.0121E-04	93.01	26.35	93.01	48.80	ACTIVE	0.000	-5.200	0.000
1.000	1.000	26.35	0.000	0.000	DI2_165_168_L_0					
28 D	5.448	-8.0919E-04	96.03	27.24	96.03	48.85	ACTIVE	0.000	-5.400	0.000
1.000	1.000	27.24	0.000	0.000	DI2_165_168_L_0					
29 D	5.627	-8.1442E-04	99.06	28.14	99.06	49.80	ACTIVE	0.000	-5.600	0.000
1.000	1.000	28.14	0.000	0.000	DI2_165_168_L_0					
30 D	5.807	-8.1708E-04	102.1	29.04	102.1	51.34	ACTIVE	0.000	-5.800	0.000
1.000	1.000	29.04	0.000	0.000	DI2_165_168_L_0					
31 D	5.987	-8.1738E-04	105.2	29.94	105.2	52.88	ACTIVE	0.000	-6.000	0.000
1.000	1.000	29.94	0.000	0.000	DI2_165_168_L_0					
32 D	6.168	-8.1555E-04	108.2	30.84	108.2	54.43	ACTIVE	0.000	-6.200	0.000
1.000	1.000	30.84	0.000	0.000	DI2_165_168_L_0					
33 D	6.349	-8.1180E-04	111.3	31.75	111.3	55.97	ACTIVE	0.000	-6.400	0.000
1.000	1.000	31.75	0.000	0.000	DI2_165_168_L_0					
34 D	6.531	-8.0634E-04	114.4	32.66	114.4	57.52	ACTIVE	0.000	-6.600	0.000
1.000	1.000	32.66	0.000	0.000	DI2_165_168_L_0					
35 D	6.713	-7.9936E-04	117.5	33.57	117.5	59.08	ACTIVE	0.000	-6.800	0.000
1.000	1.000	33.57	0.000	0.000	DI2_165_168_L_0					
36 D	6.896	-7.9105E-04	120.6	34.48	120.6	60.63	ACTIVE	0.000	-7.000	0.000
1.000	1.000	34.48	0.000	0.000	DI2_165_168_L_0					
37 D	7.079	-7.8160E-04	123.7	35.39	123.7	62.19	ACTIVE	0.000	-7.200	0.000
1.000	1.000	35.39	0.000	0.000	DI2_165_168_L_0					
38 D	7.262	-7.7117E-04	126.8	36.31	126.8	63.75	ACTIVE	0.000	-7.400	0.000
1.000	1.000	36.31	0.000	0.000	DI2_165_168_L_0					
39 D	7.446	-7.5992E-04	129.9	37.23	129.9	65.31	ACTIVE	0.000	-7.600	0.000
1.000	1.000	37.23	0.000	0.000	DI2_165_168_L_0					
40 D	7.630	-7.4800E-04	133.0	38.15	133.0	66.87	ACTIVE	0.000	-7.800	0.000
1.000	1.000	38.15	0.000	0.000	DI2_165_168_L_0					
41 D	7.814	-7.3553E-04	136.1	39.07	136.1	68.43	ACTIVE	0.000	-8.000	0.000
1.000	1.000	39.07	0.000	0.000	DI2_165_168_L_0					
42 D	7.998	-7.2264E-04	139.3	39.99	139.3	69.99	ACTIVE	0.000	-8.200	0.000
1.000	1.000	39.99	0.000	0.000	DI2_165_168_L_0					
43 D	8.183	-7.0942E-04	142.4	40.92	142.4	71.56	ACTIVE	0.000	-8.400	0.000
1.000	1.000	40.92	0.000	0.000	DI2_165_168_L_0					
44 D	8.368	-6.9597E-04	145.5	41.84	145.5	73.12	ACTIVE	0.000	-8.600	0.000
1.000	1.000	41.84	0.000	0.000	DI2_165_168_L_0					
45 D	8.554	-6.8237E-04	148.7	42.77	148.7	74.69	ACTIVE	0.000	-8.800	0.000
1.000	1.000	42.77	0.000	0.000	DI2_165_168_L_0					
46 D	8.916	-6.6868E-04	151.8	44.58	151.8	76.25	UL-RL	3.1640E+04	-9.000	0.000
1.000	1.000	44.58	0.000	0.000	DI2_165_168_L_0					
47 D	9.285	-6.5493E-04	154.9	46.43	154.9	77.82	UL-RL	3.1640E+04	-9.200	0.000
1.000	1.000	46.43	0.000	0.000	DI2_165_168_L_0					
48 D	7.241	-6.4117E-04	158.1	48.27	158.1	79.38	UL-RL	3.1640E+04	-9.400	0.000
1.000	1.000	48.27	0.000	0.000	DI2_165_168_L_0					
49 D	2.460	-6.3429E-04	159.7	49.20	159.7	80.16	UL-RL	3.1640E+04	-9.500	0.000
1.000	1.000	49.20	0.000	0.000	DI2_165_168_L_0					

```
+-----------------------------------------------------------------------------------------------------------------------+
|                  PARATIEPLUS(TM)   NLS ENGINE RELEASE  2018.0    FULL VERSION  *Build date:Nov 13, 2017*              |
|                                                                                                                       |
|                                      NewProject.BaseDesignSection_28.Nominal_63                                       |
|                                 Exe Time : 4 September 2018 18:02:08                                                  |
+-----------------------------------------------------------------------------------------------------------------------+
New Project


S T R E S S   R E S U L T S   F O R   G R O U P   N O.   2

0_R                                                                  :
ELEMENT TYPE    5 NO.OF ELEMENTS. IN THIS GROUP   49
C U R R E N T   T I M E   I S     4.0000

 HARDENING 2D SOIL ELEMENT

 ****** TOTAL STRESS FORMULATION *****

 EL *   FORCE     DISPL-Y  VERTICAL-P  HORIZON.-P     MAX-V-P     MAX-H-P          STATE   STIFFNESS Z-LEVEL      PORE
E FACTOR    UFACTOR       Peq          Su_a        Su_p     LAYER
 ---------------------------------------------------------------------------------------------------------------------------
-----------------------------------------------------------------------------------------------
   1     0.000         --          --          --          --          --          REMOVED     --        0.000       0.000
1.000       1.000       0.000       0.000       0.000     not available
   2     0.000         --          --          --          --          --          REMOVED     --      -0.2000       0.000
1.000       1.000       0.000       0.000       0.000     not available
   3     0.000         --          --          --          --          --          REMOVED     --      -0.4000       0.000
1.000       1.000       0.000       0.000       0.000     not available
   4     0.000         --          --          --          --          --          REMOVED     --      -0.6000       0.000
1.000       1.000       0.000       0.000       0.000     not available
   5     0.000         --          --          --          --          --          REMOVED     --      -0.8000       0.000
1.000       1.000       0.000       0.000       0.000     not available
   6     0.000         --          --          --          --          --          REMOVED     --       -1.000       0.000
1.000       1.000       0.000       0.000       0.000     not available
   7     0.000         --          --          --          --          --          REMOVED     --       -1.200       0.000
1.000       1.000       0.000       0.000       0.000     not available
   8     0.000         --          --          --          --          --          REMOVED     --       -1.400       0.000
1.000       1.000       0.000       0.000       0.000     not available
   9     0.000         --          --          --          --          --          REMOVED     --       -1.600       0.000
1.000       1.000       0.000       0.000       0.000     not available
  10     0.000         --          --          --          --          --          REMOVED     --       -1.800       0.000
1.000       1.000       0.000       0.000       0.000     not available
  11     0.000         --          --          --          --          --          REMOVED     --       -2.000       0.000
1.000       1.000       0.000       0.000       0.000     not available
  12     0.000         --          --          --          --          --          REMOVED     --       -2.200       0.000
1.000       1.000       0.000       0.000       0.000     not available
  13     0.000         --          --          --          --          --          REMOVED     --       -2.400       0.000
1.000       1.000       0.000       0.000       0.000     not available
  14     0.000         --          --          --          --          --          REMOVED     --       -2.600       0.000
1.000       1.000       0.000       0.000       0.000     not available
  15     0.000         --          --          --          --          --          REMOVED     --       -2.800       0.000
1.000       1.000       0.000       0.000       0.000     not available
  16     0.000         --          --          --          --          --          REMOVED     --       -3.000       0.000
1.000       1.000       0.000       0.000       0.000     not available
  17     0.000         --          --          --          --          --          REMOVED     --       -3.200       0.000
1.000       1.000       0.000       0.000       0.000     not available
  18     0.000         --          --          --          --          --          REMOVED     --       -3.400       0.000
1.000       1.000       0.000       0.000       0.000     not available
  19     0.000         --          --          --          --          --          REMOVED     --       -3.600       0.000
1.000       1.000       0.000       0.000       0.000     not available
  20     0.000         --          --          --          --          --          REMOVED     --       -3.800       0.000
1.000       1.000       0.000       0.000       0.000     not available
  21     0.000         --          --          --          --          --          REMOVED     --       -4.000       0.000
1.000       1.000       0.000       0.000       0.000     not available
  22     0.000         --          --          --          --          --          REMOVED     --       -4.200       0.000
1.000       1.000       0.000       0.000       0.000     not available
  23     0.000         --          --          --          --          --          REMOVED     --       -4.400       0.000
1.000       1.000       0.000       0.000       0.000     not available
  24     0.000         --          --          --          --          --          REMOVED     --       -4.600       0.000
1.000       1.000       0.000       0.000       0.000     not available
```

25	0.000	--	--	--	--	--	REMOVED	--	-4.800	0.000	
1.000	1.000	0.000	0.000	0.000	not available						
26	0.000	--	--	--	--	--	REMOVED	--	-5.000	0.000	
1.000	1.000	0.000	0.000	0.000	not available						
27	0.000	--	--	--	--	--	REMOVED	--	-5.200	0.000	
1.000	1.000	0.000	0.000	0.000	not available						
28	0.000	--	--	--	--	--	REMOVED	--	-5.400	0.000	
1.000	1.000	0.000	0.000	0.000	not available						
29	0.000	--	--	--	--	--	REMOVED	--	-5.600	0.000	
1.000	1.000	0.000	0.000	0.000	not available						
30 D	4.211	8.1708E-04	3.200	21.06	92.80	51.34	PASSIVE	0.000	-5.800	0.000	
1.000	1.000	21.06	0.000	0.000	DI2_165_168_L_0						
31 D	7.513	8.1738E-04	6.400	37.57	96.00	52.88	PASSIVE	0.000	-6.000	0.000	
1.000	1.000	37.57	0.000	0.000	DI2_165_168_L_0						
32 D	8.275	8.1555E-04	9.600	41.37	99.20	54.49	UL-RL	2.2721E+04	-6.200	0.000	
1.000	1.000	41.37	0.000	0.000	DI2_165_168_L_0						
33 D	8.869	8.1180E-04	12.80	44.34	102.4	56.19	UL-RL	2.2721E+04	-6.400	0.000	
1.000	1.000	44.34	0.000	0.000	DI2_165_168_L_0						
34 D	9.382	8.0634E-04	16.00	46.91	105.6	58.01	UL-RL	2.2721E+04	-6.600	0.000	
1.000	1.000	46.91	0.000	0.000	DI2_165_168_L_0						
35 D	9.843	7.9936E-04	19.20	49.22	108.8	59.86	UL-RL	2.2721E+04	-6.800	0.000	
1.000	1.000	49.22	0.000	0.000	DI2_165_168_L_0						
36 D	10.27	7.9105E-04	22.40	51.35	112.0	61.67	UL-RL	2.2721E+04	-7.000	0.000	
1.000	1.000	51.35	0.000	0.000	DI2_165_168_L_0						
37 D	10.67	7.8160E-04	25.60	53.33	115.2	63.46	UL-RL	2.2721E+04	-7.200	0.000	
1.000	1.000	53.33	0.000	0.000	DI2_165_168_L_0						
38 D	11.04	7.7117E-04	28.80	55.21	118.4	65.22	UL-RL	2.2721E+04	-7.400	0.000	
1.000	1.000	55.21	0.000	0.000	DI2_165_168_L_0						
39 D	11.40	7.5992E-04	32.00	57.01	121.6	66.94	UL-RL	2.2721E+04	-7.600	0.000	
1.000	1.000	57.01	0.000	0.000	DI2_165_168_L_0						
40 D	11.75	7.4800E-04	35.20	58.73	124.8	68.65	UL-RL	2.2721E+04	-7.800	0.000	
1.000	1.000	58.73	0.000	0.000	DI2_165_168_L_0						
41 D	12.08	7.3553E-04	38.40	60.39	128.0	70.33	UL-RL	2.2721E+04	-8.000	0.000	
1.000	1.000	60.39	0.000	0.000	DI2_165_168_L_0						
42 D	12.40	7.2264E-04	41.60	62.00	131.2	72.00	UL-RL	2.2721E+04	-8.200	0.000	
1.000	1.000	62.00	0.000	0.000	DI2_165_168_L_0						
43 D	12.72	7.0942E-04	44.80	63.58	134.4	73.65	UL-RL	2.2721E+04	-8.400	0.000	
1.000	1.000	63.58	0.000	0.000	DI2_165_168_L_0						
44 D	13.02	6.9597E-04	48.00	65.12	137.6	75.30	UL-RL	2.2721E+04	-8.600	0.000	
1.000	1.000	65.12	0.000	0.000	DI2_165_168_L_0						
45 D	13.33	6.8237E-04	51.20	66.64	140.8	76.94	UL-RL	2.2721E+04	-8.800	0.000	
1.000	1.000	66.64	0.000	0.000	DI2_165_168_L_0						
46 D	13.63	6.6868E-04	54.40	68.14	144.0	78.58	UL-RL	2.2721E+04	-9.000	0.000	
1.000	1.000	68.14	0.000	0.000	DI2_165_168_L_0						
47 D	13.92	6.5493E-04	57.60	69.62	147.2	80.22	UL-RL	2.2721E+04	-9.200	0.000	
1.000	1.000	69.62	0.000	0.000	DI2_165_168_L_0						
48 D	10.66	6.4117E-04	60.80	71.08	150.4	81.86	UL-RL	2.2721E+04	-9.400	0.000	
1.000	1.000	71.08	0.000	0.000	DI2_165_168_L_0						
49 D	3.591	6.3429E-04	62.40	71.81	152.0	82.68	UL-RL	2.2721E+04	-9.500	0.000	
1.000	1.000	71.81	0.000	0.000	DI2_165_168_L_0						

```
+-------------------------------------------------------------------------------------------------------------------------+
|                   PARATIEPLUS(TM)   NLS ENGINE RELEASE  2018.0    FULL VERSION  *Build date:Nov 13, 2017*              |
|                                                                                                                         |
|                                      NewProject.BaseDesignSection_28.Nominal_63                                         |
|                                   Exe Time : 4 September 2018 18:02:08                                                  |
+-------------------------------------------------------------------------------------------------------------------------+
New Project


S T R E S S   R E S U L T S   F O R   G R O U P   N O.   3

WallElement_33                                                :
ELEMENT TYPE    2 NO.OF ELEMENTS. IN THIS GROUP   48
C U R R E N T   T I M E   I S     4.0000

 WALL2D ELEMENT

   EL      TA          TB          MA          MB
-------------------------------------------------------
    1 -120.91      120.91     1.10814E-11 -24.182
    2 -119.28      119.28      24.182     -48.038
    3 -113.88      113.88      48.038     -70.813
    4 -105.20      105.20      70.813     -91.854
    5 -96.650      96.650      91.854     -111.18
    6 -88.271      88.271      111.18     -128.84
    7 -80.105      80.105      128.84     -144.86
    8 -72.164      72.164      144.86     -159.29
    9 -64.451      64.451      159.29     -172.18
   10 -56.957      56.957      172.18     -183.57
   11 -49.667      49.667      183.57     -193.51
   12 -42.561      42.561      193.51     -202.02
   13 -35.617      35.617      202.02     -209.14
   14 -28.811      28.811      209.14     -214.90
   15 -22.118      22.118      214.90     -219.33
   16 -15.511      15.511      219.33     -222.43
   17 -8.9625      8.9625      222.43     -224.22
   18 -2.4465      2.4465      224.22     -224.71
   19  4.0640     -4.0640      224.71     -223.90
   20  10.595     -10.595      223.90     -221.78
   21  17.174     -17.174      221.78     -218.35
   22  23.824     -23.824      218.35     -213.58
   23  30.570     -30.570      213.58     -207.47
   24  37.437     -37.437      207.47     -199.98
   25  44.446     -44.446      199.98     -191.09
   26  49.539     -49.539      191.09     -181.18
   27  54.809     -54.809      181.18     -170.22
   28  60.258     -60.258      170.22     -158.17
   29  65.885     -65.885      158.17     -144.99
   30  67.481     -67.481      144.99     -131.50
   31  65.955     -65.955      131.50     -118.30
   32  63.849     -63.849      118.30     -105.54
   33  61.329     -61.329      105.54     -93.269
   34  58.478     -58.478      93.269     -81.574
   35  55.348     -55.348      81.574     -70.504
   36  51.975     -51.975      70.504     -60.109
   37  48.387     -48.387      60.109     -50.432
   38  44.606     -44.606      50.432     -41.510
   39  40.651     -40.651      41.510     -33.380
   40  36.535     -36.535      33.380     -26.073
   41  32.272     -32.272      26.073     -19.619
   42  27.869     -27.869      19.619     -14.045
   43  23.337     -23.337      14.045     -9.3777
   44  18.681     -18.681      9.3777     -5.6415
   45  13.901     -13.901      5.6415     -2.8613
   46  9.1896     -9.1896      2.8613     -1.0234
   47  4.5516     -4.5516      1.0234    -0.11306
   48  1.1305     -1.1305     0.11306    -5.75300E-11
```

```
+-------------------------------------------------------------------------------------------------------------------------------+
|                   PARATIEPLUS(TM)   NLS ENGINE RELEASE  2018.0    FULL VERSION  *Build date:Nov 13, 2017*                    |
|                                                                                                                               |
|                                      NewProject.BaseDesignSection_28.Nominal_63                                               |
|                                   Exe Time : 4 September 2018 18:02:08                                                        |
+-------------------------------------------------------------------------------------------------------------------------------+
New Project


S T R E S S    R E S U L T S    F O R    G R O U P    N O.    4

Tieback_175                                                  :
ELEMENT TYPE    6 NO.OF ELEMENTS. IN THIS GROUP    1
C U R R E N T    T I M E    I S      4.0000

 POST-TENSION 2D-BOUNDARY ELEMENT

         EL    FORCE          d0          EDISPL     pl. eps          K     -ve limit   +ve limit
-------------------------------------------------------------------------------------------------------
 ANCHOR    1   139.62     -1.22376E-03 -5.61012E-04   0.0000       1689.0       0.0000       0.0000     ELASTIC  ORIGINAL
YOUNG MODULUS

 ITER     0 RNORM = 0.000     RMNORM= 0.000
             RINORM=0.3221E+06 RIMNOR=0.2029E+07
             RENORM= 14.64     REMNOR=0.1492E-19 RATIO =0.6742E-02 TOLER =0.1000E-03  NOT CONVERGED
             RFMAX = 120.9     RMMAX = 224.7
             RTSMAL=0.1000E-02 RMSMAL=0.1000E-02
             RDT   =0.3221E+06 RDR   =0.2029E+07
             RATIOT=0.6742E-02 RATIOR= 0.000
             MAX UN=0.2030E-02 IEQ=     1 NODE      1 DOF   1  Y-DISPL.F
             MIN UN=-1.501     IEQ=    59 NODE     30 DOF   1  Y-DISPL.F
             NO. OF CONTACT CONSTRAINT VIOLATIONS     0


 ITER     2 RNORM = 0.000     RMNORM= 0.000
             RINORM=0.3221E+06 RIMNOR=0.2029E+07
             RENORM=0.1635E-02 REMNOR=0.5030E-19 RATIO =0.7126E-04 TOLER =0.1000E-03      CONVERGED !
             RFMAX = 120.9     RMMAX = 224.7
             RTSMAL=0.1000E-02 RMSMAL=0.1000E-02
             RDT   =0.3221E+06 RDR   =0.2029E+07
             RATIOT=0.7126E-04 RATIOR= 0.000
             MAX UN=0.8602E-02 IEQ=     1 NODE      1 DOF   1  Y-DISPL.F
             MIN UN=-.3951E-01 IEQ=    53 NODE     27 DOF   1  Y-DISPL.F
             NO. OF CONTACT CONSTRAINT VIOLATIONS     0
```

```
+-------------------------------------------------------------------------------------------------------------------------+
|                   PARATIEPLUS(TM)   NLS ENGINE RELEASE  2018.0    FULL VERSION  *Build date:Nov 13, 2017*              |
|                                                                                                                         |
|                                      NewProject.BaseDesignSection_28.Nominal_63                                         |
|                                  Exe Time : 4 September 2018 18:02:08                                                   |
+-------------------------------------------------------------------------------------------------------------------------+
New Project
SOLUTION REACHED USING     2 ITERATIONS ON   40

P R I N T   O U T   F O R   T I M E   S T E P    5     ( AT TIME   5.000     )

PRINT OUT OF ACTIVE COMPONENTS (FIXED NODES ARE NOT PRINTED OUT)

          Y-DISPL.F        X-ROT. F
            (02)             (04)           (
    1  -5.2857564E-04   3.9396425E-04
    2  -4.4984822E-04   3.9298288E-04
    3  -3.7151246E-04   3.9005191E-04
    4  -2.9395363E-04   3.8522825E-04
    5  -2.1753974E-04   3.7862597E-04
    6  -1.4261250E-04   3.7038486E-04
    7  -6.9485886E-05   3.6064241E-04
    8   1.5533390E-06   3.4953308E-04
    9   7.0244955E-05   3.3718785E-04
   10   1.3635458E-04   3.2373412E-04
   11   1.9967296E-04   3.0929577E-04
   12   2.6001528E-04   2.9399333E-04
   13   3.1722052E-04   2.7794428E-04
   14   3.7115087E-04   2.6126340E-04
   15   4.2169125E-04   2.4406310E-04
   16   4.6874885E-04   2.2645389E-04
   17   5.1225302E-04   2.0854463E-04
   18   5.5215413E-04   1.9044341E-04
   19   5.8842473E-04   1.7225737E-04
   20   6.2105856E-04   1.5409357E-04
   21   6.5007065E-04   1.3605933E-04
   22   6.7549796E-04   1.1826238E-04
   23   6.9739869E-04   1.0081176E-04
   24   7.1585312E-04   8.3817904E-05
   25   7.3096379E-04   6.7393063E-05
   26   7.4285591E-04   5.1651731E-05
   27   7.5167678E-04   3.6695592E-05
   28   7.5759240E-04   2.2613892E-05
   29   7.6078666E-04   9.4969993E-06
   30   7.6146140E-04  -2.5667483E-06
   31   7.5983345E-04  -1.3528220E-05
   32   7.5612281E-04  -2.3399528E-05
   33   7.5054375E-04  -3.2219343E-05
   34   7.4330222E-04  -4.0031950E-05
   35   7.3459487E-04  -4.6886054E-05
   36   7.2460821E-04  -5.2834004E-05
   37   7.1351804E-04  -5.7931287E-05
   38   7.0148857E-04  -6.2236266E-05
   39   6.8867230E-04  -6.5809727E-05
   40   6.7520924E-04  -6.8714758E-05
   41   6.6122661E-04  -7.1016525E-05
   42   6.4683838E-04  -7.2782113E-05
   43   6.3214492E-04  -7.4080391E-05
   44   6.1723267E-04  -7.4981903E-05
   45   6.0217388E-04  -7.5558776E-05
   46   5.8702597E-04  -7.5884659E-05
   47   5.7183184E-04  -7.6033210E-05
   48   5.5661970E-04  -7.6076577E-05
   49   5.4901159E-04  -7.6078730E-05
```

```
+-------------------------------------------------------------------------------------------------------------------------------+
|                   PARATIEPLUS(TM)   NLS ENGINE RELEASE  2018.0    FULL VERSION  *Build date:Nov 13, 2017*                    |
|                                                                                                                               |
|                                      NewProject.BaseDesignSection_28.Nominal_63                                               |
|                                   Exe Time : 4 September 2018 18:02:08                                                        |
+-------------------------------------------------------------------------------------------------------------------------------+
New Project


S T R E S S   R E S U L T S   F O R   G R O U P   N O.   1

0_L                                                              :
ELEMENT TYPE    5 NO.OF ELEMENTS. IN THIS GROUP   49
C U R R E N T   T I M E   I S      5.0000

 HARDENING 2D SOIL ELEMENT

 ****** TOTAL STRESS FORMULATION *****

  EL *   FORCE     DISPL-Y  VERTICAL-P  HORIZON.-P     MAX-V-P     MAX-H-P           STATE   STIFFNESS Z-LEVEL      PORE
E FACTOR    UFACTOR       Peq           Su_a         Su_p     LAYER
 ------------------------------------------------------------------------------------------------------------------------------
-------------------------------------------------------------------------------------------
   1 D  1.8460E-03  5.2858E-04  5.5437E-02  1.8460E-02  5.5437E-02   1.866          ACTIVE   0.000       0.000       0.000
1.000       1.000      1.8460E-02   0.000       0.000     DI1_164_167_L_0
   2 D   1.621      4.4985E-04   3.300       8.104       3.300       18.31          UL-RL  1.3127E+04 -0.2000       0.000
1.000       1.000       8.104       0.000       0.000     DI1_164_167_L_0
   3 D   5.390      3.7151E-04   6.706       26.95       6.706       37.21          UL-RL  1.3127E+04 -0.4000       0.000
1.000       1.000       26.95       0.000       0.000     DI1_164_167_L_0
   4 D   8.668      2.9395E-04   10.32       43.34       10.32       53.65          UL-RL  1.3127E+04 -0.6000       0.000
1.000       1.000       43.34       0.000       0.000     DI1_164_167_L_0
   5 D   8.557      2.1754E-04   14.08       42.79       14.08       53.15          UL-RL  1.3127E+04 -0.8000       0.000
1.000       1.000       42.79       0.000       0.000     DI1_164_167_L_0
   6 D   8.386      1.4261E-04   17.91       41.93       17.91       52.34          UL-RL  1.3127E+04  -1.000       0.000
1.000       1.000       41.93       0.000       0.000     DI1_164_167_L_0
   7 D   8.181      6.9486E-05   21.73       40.90       21.73       51.36          UL-RL  1.3127E+04  -1.200       0.000
1.000       1.000       40.90       0.000       0.000     DI1_164_167_L_0
   8 D   7.960     -1.5533E-06   25.78       39.80       25.78       50.31          UL-RL  1.3127E+04  -1.400       0.000
1.000       1.000       39.80       0.000       0.000     DI1_164_167_L_0
   9 D   7.739     -7.0245E-05   30.11       38.69       30.11       49.25          UL-RL  1.3127E+04  -1.600       0.000
1.000       1.000       38.69       0.000       0.000     DI1_164_167_L_0
  10 D   7.526     -1.3635E-04   34.05       37.63       34.05       48.23          UL-RL  1.3127E+04  -1.800       0.000
1.000       1.000       37.63       0.000       0.000     DI1_164_167_L_0
  11 D   7.328     -1.9967E-04   38.05       36.64       38.05       47.28          UL-RL  1.3127E+04  -2.000       0.000
1.000       1.000       36.64       0.000       0.000     DI1_164_167_L_0
  12 D   7.149     -2.6002E-04   41.94       35.75       41.94       46.42          UL-RL  1.3127E+04  -2.200       0.000
1.000       1.000       35.75       0.000       0.000     DI1_164_167_L_0
  13 D   6.993     -3.1722E-04   45.58       34.96       45.58       45.67          UL-RL  1.3127E+04  -2.400       0.000
1.000       1.000       34.96       0.000       0.000     DI1_164_167_L_0
  14 D   6.861     -3.7115E-04   49.31       34.30       49.31       45.03          UL-RL  1.3127E+04  -2.600       0.000
1.000       1.000       34.30       0.000       0.000     DI1_164_167_L_0
  15 D   6.754     -4.2169E-04   52.98       33.77       52.98       44.52          UL-RL  1.3127E+04  -2.800       0.000
1.000       1.000       33.77       0.000       0.000     DI1_164_167_L_0
  16 D   6.674     -4.6875E-04   56.59       33.37       56.59       44.13          UL-RL  1.3127E+04  -3.000       0.000
1.000       1.000       33.37       0.000       0.000     DI1_164_167_L_0
  17 D   6.621     -5.1225E-04   60.06       33.10       60.06       43.86          UL-RL  1.3127E+04  -3.200       0.000
1.000       1.000       33.10       0.000       0.000     DI1_164_167_L_0
  18 D   6.595     -5.5215E-04   63.61       32.97       63.61       43.72          UL-RL  1.3127E+04  -3.400       0.000
1.000       1.000       32.97       0.000       0.000     DI1_164_167_L_0
  19 D   6.595     -5.8842E-04   67.13       32.97       67.13       43.71          UL-RL  1.3127E+04  -3.600       0.000
1.000       1.000       32.97       0.000       0.000     DI1_164_167_L_0
  20 D   6.622     -6.2106E-04   70.62       33.11       70.62       43.81          UL-RL  1.3127E+04  -3.800       0.000
1.000       1.000       33.11       0.000       0.000     DI1_164_167_L_0
  21 D   6.674     -6.5007E-04   74.01       33.37       74.01       44.04          UL-RL  1.3127E+04  -4.000       0.000
1.000       1.000       33.37       0.000       0.000     DI1_164_167_L_0
  22 D   6.752     -6.7550E-04   77.47       33.76       77.47       44.37          UL-RL  1.3127E+04  -4.200       0.000
1.000       1.000       33.76       0.000       0.000     DI1_164_167_L_0
  23 D   6.854     -6.9740E-04   80.91       34.27       80.91       44.82          UL-RL  1.3127E+04  -4.400       0.000
1.000       1.000       34.27       0.000       0.000     DI1_164_167_L_0
  24 D   6.980     -7.1585E-04   84.03       34.90       84.03       45.37          UL-RL  1.3127E+04  -4.600       0.000
1.000       1.000       34.90       0.000       0.000     DI1_164_167_L_0
```

```
  25 D   7.128     -7.3096E-04   87.01       35.64       87.01       46.02          UL-RL  1.3127E+04  -4.800       0.000
1.000       1.000       35.64       0.000       0.000     DI1_164_167_L_0
  26 D   5.393     -7.4286E-04   90.00       26.96       90.00       48.94          UL-RL  3.1640E+04  -5.000       0.000
1.000       1.000       26.96       0.000       0.000     DI2_165_168_L_0
  27 D   5.584     -7.5168E-04   93.01       27.92       93.01       48.80          UL-RL  3.1640E+04  -5.200       0.000
1.000       1.000       27.92       0.000       0.000     DI2_165_168_L_0
  28 D   5.775     -7.5759E-04   96.03       28.88       96.03       48.85          UL-RL  3.1640E+04  -5.400       0.000
1.000       1.000       28.88       0.000       0.000     DI2_165_168_L_0
  29 D   5.967     -7.6079E-04   99.06       29.83       99.06       49.80          UL-RL  3.1640E+04  -5.600       0.000
1.000       1.000       29.83       0.000       0.000     DI2_165_168_L_0
  30 D   6.159     -7.6146E-04   102.1       30.79       102.1       51.34          UL-RL  3.1640E+04  -5.800       0.000
1.000       1.000       30.79       0.000       0.000     DI2_165_168_L_0
  31 D   6.351     -7.5983E-04   105.2       31.76       105.2       52.88          UL-RL  3.1640E+04  -6.000       0.000
1.000       1.000       31.76       0.000       0.000     DI2_165_168_L_0
  32 D   6.544     -7.5612E-04   108.2       32.72       108.2       54.43          UL-RL  3.1640E+04  -6.200       0.000
1.000       1.000       32.72       0.000       0.000     DI2_165_168_L_0
  33 D   6.737     -7.5054E-04   111.3       33.68       111.3       55.97          UL-RL  3.1640E+04  -6.400       0.000
1.000       1.000       33.68       0.000       0.000     DI2_165_168_L_0
  34 D   6.930     -7.4330E-04   114.4       34.65       114.4       57.52          UL-RL  3.1640E+04  -6.600       0.000
1.000       1.000       34.65       0.000       0.000     DI2_165_168_L_0
  35 D   7.123     -7.3459E-04   117.5       35.62       117.5       59.08          UL-RL  3.1640E+04  -6.800       0.000
1.000       1.000       35.62       0.000       0.000     DI2_165_168_L_0
  36 D   7.316     -7.2461E-04   120.6       36.58       120.6       60.63          UL-RL  3.1640E+04  -7.000       0.000
1.000       1.000       36.58       0.000       0.000     DI2_165_168_L_0
  37 D   7.510     -7.1352E-04   123.7       37.55       123.7       62.19          UL-RL  3.1640E+04  -7.200       0.000
1.000       1.000       37.55       0.000       0.000     DI2_165_168_L_0
  38 D   7.703     -7.0149E-04   126.8       38.52       126.8       63.75          UL-RL  3.1640E+04  -7.400       0.000
1.000       1.000       38.52       0.000       0.000     DI2_165_168_L_0
  39 D   7.897     -6.8867E-04   129.9       39.48       129.9       65.31          UL-RL  3.1640E+04  -7.600       0.000
1.000       1.000       39.48       0.000       0.000     DI2_165_168_L_0
  40 D   8.090     -6.7521E-04   133.0       40.45       133.0       66.87          UL-RL  3.1640E+04  -7.800       0.000
1.000       1.000       40.45       0.000       0.000     DI2_165_168_L_0
  41 D   8.284     -6.6123E-04   136.1       41.42       136.1       68.43          UL-RL  3.1640E+04  -8.000       0.000
1.000       1.000       41.42       0.000       0.000     DI2_165_168_L_0
  42 D   8.478     -6.4684E-04   139.3       42.39       139.3       69.99          UL-RL  3.1640E+04  -8.200       0.000
1.000       1.000       42.39       0.000       0.000     DI2_165_168_L_0
  43 D   8.672     -6.3214E-04   142.4       43.36       142.4       71.56          UL-RL  3.1640E+04  -8.400       0.000
1.000       1.000       43.36       0.000       0.000     DI2_165_168_L_0
  44 D   8.867     -6.1723E-04   145.5       44.33       145.5       73.12          UL-RL  3.1640E+04  -8.600       0.000
1.000       1.000       44.33       0.000       0.000     DI2_165_168_L_0
  45 D   9.061     -6.0217E-04   148.7       45.31       148.7       74.69          UL-RL  3.1640E+04  -8.800       0.000
1.000       1.000       45.31       0.000       0.000     DI2_165_168_L_0
  46 D   9.432     -5.8703E-04   151.8       47.16       151.8       76.25          UL-RL  3.1640E+04  -9.000       0.000
1.000       1.000       47.16       0.000       0.000     DI2_165_168_L_0
  47 D   9.811     -5.7183E-04   154.9       49.05       154.9       77.82          UL-RL  3.1640E+04  -9.200       0.000
1.000       1.000       49.05       0.000       0.000     DI2_165_168_L_0
  48 D   7.642     -5.5662E-04   158.1       50.95       158.1       79.38          UL-RL  3.1640E+04  -9.400       0.000
1.000       1.000       50.95       0.000       0.000     DI2_165_168_L_0
  49 D   2.595     -5.4901E-04   159.7       51.90       159.7       80.16          UL-RL  3.1640E+04  -9.500       0.000
1.000       1.000       51.90       0.000       0.000     DI2_165_168_L_0
```

```
+-----------------------------------------------------------------------------------------------------------------------+
|                  PARATIEPLUS(TM)   NLS ENGINE RELEASE  2018.0    FULL VERSION  *Build date:Nov 13, 2017*              |
|                                                                                                                       |
|                                      NewProject.BaseDesignSection_28.Nominal_63                                       |
|                                 Exe Time : 4 September 2018 18:02:08                                                  |
+-----------------------------------------------------------------------------------------------------------------------+
New Project


S T R E S S   R E S U L T S   F O R   G R O U P   N O.   2

0_R                                                                  :
ELEMENT TYPE    5 NO.OF ELEMENTS. IN THIS GROUP   49
C U R R E N T   T I M E   I S     5.0000

 HARDENING 2D SOIL ELEMENT

 ****** TOTAL STRESS FORMULATION *****

 EL *   FORCE     DISPL-Y  VERTICAL-P  HORIZON.-P     MAX-V-P     MAX-H-P          STATE   STIFFNESS Z-LEVEL      PORE
E FACTOR    UFACTOR       Peq          Su_a        Su_p     LAYER
 ---------------------------------------------------------------------------------------------------------------------------
-----------------------------------------------------------------------------------------------
   1     0.000         --          --          --          --          --          REMOVED     --        0.000       0.000
1.000       1.000       0.000       0.000       0.000     not available
   2     0.000         --          --          --          --          --          REMOVED     --      -0.2000       0.000
1.000       1.000       0.000       0.000       0.000     not available
   3     0.000         --          --          --          --          --          REMOVED     --      -0.4000       0.000
1.000       1.000       0.000       0.000       0.000     not available
   4     0.000         --          --          --          --          --          REMOVED     --      -0.6000       0.000
1.000       1.000       0.000       0.000       0.000     not available
   5     0.000         --          --          --          --          --          REMOVED     --      -0.8000       0.000
1.000       1.000       0.000       0.000       0.000     not available
   6     0.000         --          --          --          --          --          REMOVED     --       -1.000       0.000
1.000       1.000       0.000       0.000       0.000     not available
   7     0.000         --          --          --          --          --          REMOVED     --       -1.200       0.000
1.000       1.000       0.000       0.000       0.000     not available
   8     0.000         --          --          --          --          --          REMOVED     --       -1.400       0.000
1.000       1.000       0.000       0.000       0.000     not available
   9     0.000         --          --          --          --          --          REMOVED     --       -1.600       0.000
1.000       1.000       0.000       0.000       0.000     not available
  10     0.000         --          --          --          --          --          REMOVED     --       -1.800       0.000
1.000       1.000       0.000       0.000       0.000     not available
  11     0.000         --          --          --          --          --          REMOVED     --       -2.000       0.000
1.000       1.000       0.000       0.000       0.000     not available
  12     0.000         --          --          --          --          --          REMOVED     --       -2.200       0.000
1.000       1.000       0.000       0.000       0.000     not available
  13     0.000         --          --          --          --          --          REMOVED     --       -2.400       0.000
1.000       1.000       0.000       0.000       0.000     not available
  14     0.000         --          --          --          --          --          REMOVED     --       -2.600       0.000
1.000       1.000       0.000       0.000       0.000     not available
  15     0.000         --          --          --          --          --          REMOVED     --       -2.800       0.000
1.000       1.000       0.000       0.000       0.000     not available
  16     0.000         --          --          --          --          --          REMOVED     --       -3.000       0.000
1.000       1.000       0.000       0.000       0.000     not available
  17     0.000         --          --          --          --          --          REMOVED     --       -3.200       0.000
1.000       1.000       0.000       0.000       0.000     not available
  18     0.000         --          --          --          --          --          REMOVED     --       -3.400       0.000
1.000       1.000       0.000       0.000       0.000     not available
  19     0.000         --          --          --          --          --          REMOVED     --       -3.600       0.000
1.000       1.000       0.000       0.000       0.000     not available
  20     0.000         --          --          --          --          --          REMOVED     --       -3.800       0.000
1.000       1.000       0.000       0.000       0.000     not available
  21     0.000         --          --          --          --          --          REMOVED     --       -4.000       0.000
1.000       1.000       0.000       0.000       0.000     not available
  22     0.000         --          --          --          --          --          REMOVED     --       -4.200       0.000
1.000       1.000       0.000       0.000       0.000     not available
  23     0.000         --          --          --          --          --          REMOVED     --       -4.400       0.000
1.000       1.000       0.000       0.000       0.000     not available
  24     0.000         --          --          --          --          --          REMOVED     --       -4.600       0.000
1.000       1.000       0.000       0.000       0.000     not available
```

25	0.000	--	--	--	--	--	REMOVED	--	-4.800	0.000		
1.000	1.000	0.000	0.000	0.000	not available							
26	0.000	--	--	--	--	--	REMOVED	--	-5.000	0.000		
1.000	1.000	0.000	0.000	0.000	not available							
27 D	0.000	7.5168E-04	1.600	0.000	1.600	0.8000	ACTIVE	0.000	-5.200	0.000		
1.000	1.000	0.000	0.000	0.000	DI2_165_168_L_0							
28 D	0.2722	7.5759E-04	4.800	1.361	4.800	2.400	UL-RL	2.0139E+04	-5.400	0.000		
1.000	1.000	1.361	0.000	0.000	DI2_165_168_L_0							
29 D	0.5840	7.6079E-04	8.000	2.920	8.000	4.000	UL-RL	2.0139E+04	-5.600	0.000		
1.000	1.000	2.920	0.000	0.000	DI2_165_168_L_0							
30 D	5.488	7.6146E-04	11.20	27.44	92.80	51.34	UL-RL	2.0139E+04	-5.800	0.000		
1.000	1.000	27.44	0.000	0.000	DI2_165_168_L_0							
31 D	8.521	7.5983E-04	14.40	42.60	96.00	52.88	UL-RL	2.0139E+04	-6.000	0.000		
1.000	1.000	42.60	0.000	0.000	DI2_165_168_L_0							
32 D	9.128	7.5612E-04	17.60	45.64	99.20	54.49	UL-RL	2.0139E+04	-6.200	0.000		
1.000	1.000	45.64	0.000	0.000	DI2_165_168_L_0							
33 D	9.617	7.5054E-04	20.80	48.08	102.4	56.19	UL-RL	2.0139E+04	-6.400	0.000		
1.000	1.000	48.08	0.000	0.000	DI2_165_168_L_0							
34 D	10.05	7.4330E-04	24.00	50.26	105.6	58.01	UL-RL	2.0139E+04	-6.600	0.000		
1.000	1.000	50.26	0.000	0.000	DI2_165_168_L_0							
35 D	10.45	7.3459E-04	27.20	52.26	108.8	59.86	UL-RL	2.0139E+04	-6.800	0.000		
1.000	1.000	52.26	0.000	0.000	DI2_165_168_L_0							
36 D	10.83	7.2461E-04	30.40	54.14	112.0	61.67	UL-RL	2.0139E+04	-7.000	0.000		
1.000	1.000	54.14	0.000	0.000	DI2_165_168_L_0							
37 D	11.18	7.1352E-04	33.60	55.92	115.2	63.46	UL-RL	2.0139E+04	-7.200	0.000		
1.000	1.000	55.92	0.000	0.000	DI2_165_168_L_0							
38 D	11.52	7.0149E-04	36.80	57.62	118.4	65.22	UL-RL	2.0139E+04	-7.400	0.000		
1.000	1.000	57.62	0.000	0.000	DI2_165_168_L_0							
39 D	11.85	6.8867E-04	40.00	59.25	121.6	66.94	UL-RL	2.0139E+04	-7.600	0.000		
1.000	1.000	59.25	0.000	0.000	DI2_165_168_L_0							
40 D	12.17	6.7521E-04	43.20	60.83	124.8	68.65	UL-RL	2.0139E+04	-7.800	0.000		
1.000	1.000	60.83	0.000	0.000	DI2_165_168_L_0							
41 D	12.47	6.6123E-04	46.40	62.37	128.0	70.33	UL-RL	2.0139E+04	-8.000	0.000		
1.000	1.000	62.37	0.000	0.000	DI2_165_168_L_0							
42 D	12.77	6.4684E-04	49.60	63.87	131.2	72.00	UL-RL	2.0139E+04	-8.200	0.000		
1.000	1.000	63.87	0.000	0.000	DI2_165_168_L_0							
43 D	13.07	6.3214E-04	52.80	65.34	134.4	73.65	UL-RL	2.0139E+04	-8.400	0.000		
1.000	1.000	65.34	0.000	0.000	DI2_165_168_L_0							
44 D	13.36	6.1723E-04	56.00	66.79	137.6	75.30	UL-RL	2.0139E+04	-8.600	0.000		
1.000	1.000	66.79	0.000	0.000	DI2_165_168_L_0							
45 D	13.64	6.0217E-04	59.20	68.22	140.8	76.94	UL-RL	2.0139E+04	-8.800	0.000		
1.000	1.000	68.22	0.000	0.000	DI2_165_168_L_0							
46 D	13.93	5.8703E-04	62.40	69.63	144.0	78.58	UL-RL	2.0139E+04	-9.000	0.000		
1.000	1.000	69.63	0.000	0.000	DI2_165_168_L_0							
47 D	14.21	5.7183E-04	65.60	71.04	147.2	80.22	UL-RL	2.0139E+04	-9.200	0.000		
1.000	1.000	71.04	0.000	0.000	DI2_165_168_L_0							
48 D	10.86	5.5662E-04	68.80	72.43	150.4	81.86	UL-RL	2.0139E+04	-9.400	0.000		
1.000	1.000	72.43	0.000	0.000	DI2_165_168_L_0							
49 D	3.656	5.4901E-04	70.40	73.12	152.0	82.68	UL-RL	2.0139E+04	-9.500	0.000		
1.000	1.000	73.12	0.000	0.000	DI2_165_168_L_0							

```
+-----------------------------------------------------------------------------------------------------------------------+
|                   PARATIEPLUS(TM)   NLS ENGINE RELEASE  2018.0    FULL VERSION  *Build date:Nov 13, 2017*             |
|                                                                                                                       |
|                                      NewProject.BaseDesignSection_28.Nominal_63                                       |
|                                   Exe Time : 4 September 2018 18:02:08                                                |
+-----------------------------------------------------------------------------------------------------------------------+
New Project


S T R E S S   R E S U L T S   F O R   G R O U P   N O.   3

WallElement_33                                                :
ELEMENT TYPE    2 NO.OF ELEMENTS. IN THIS GROUP   48
C U R R E N T   T I M E   I S     5.0000

 WALL2D ELEMENT

   EL      TA          TB          MA          MB
-------------------------------------------------------
    1 -120.93      120.93    -1.42419E-12 -24.186
    2 -119.31      119.31      24.186     -48.048
    3 -113.92      113.92      48.048     -70.832
    4 -105.25      105.25      70.832     -91.883
    5 -96.695      96.695      91.883     -111.22
    6 -88.309      88.309      111.22     -128.88
    7 -80.128      80.128      128.88     -144.91
    8 -72.168      72.168      144.91     -159.34
    9 -64.429      64.429      159.34     -172.23
   10 -56.903      56.903      172.23     -183.61
   11 -49.575      49.575      183.61     -193.52
   12 -42.426      42.426      193.52     -202.01
   13 -35.433      35.433      202.01     -209.10
   14 -28.572      28.572      209.10     -214.81
   15 -21.818      21.818      214.81     -219.17
   16 -15.144      15.144      219.17     -222.20
   17 -8.5227      8.5227      222.20     -223.91
   18 -1.9281      1.9281      223.91     -224.29
   19  4.6668     -4.6668      224.29     -223.36
   20  11.289     -11.289      223.36     -221.10
   21  17.963     -17.963      221.10     -217.51
   22  24.715     -24.715      217.51     -212.57
   23  31.569     -31.569      212.57     -206.25
   24  38.549     -38.549      206.25     -198.54
   25  45.677     -45.677      198.54     -189.41
   26  51.070     -51.070      189.41     -179.19
   27  56.693     -56.693      179.19     -167.85
   28  62.196     -62.196      167.85     -155.42
   29  67.579     -67.579      155.42     -141.90
   30  68.250     -68.250      141.90     -128.25
   31  66.081     -66.081      128.25     -115.03
   32  63.497     -63.497      115.03     -102.33
   33  60.617     -60.617      102.33     -90.210
   34  57.495     -57.495      90.210     -78.711
   35  54.167     -54.167      78.711     -67.878
   36  50.655     -50.655      67.878     -57.747
   37  46.981     -46.981      57.747     -48.351
   38  43.161     -43.161      48.351     -39.718
   39  39.207     -39.207      39.718     -31.877
   40  35.131     -35.131      31.877     -24.851
   41  30.941     -30.941      24.851     -18.663
   42  26.644     -26.644      18.663     -13.334
   43  22.248     -22.248      13.334     -8.8842
   44  17.756     -17.756      8.8842     -5.3330
   45  13.173     -13.173      5.3330     -2.6984
   46  8.6788     -8.6788      2.6984     -0.96267
   47  4.2827     -4.2827     0.96267     -0.10612
   48  1.0611     -1.0611     0.10612     -1.51435E-10
```

```
+-------------------------------------------------------------------------------------------------------------------------------+
|                  PARATIEPLUS(TM)   NLS ENGINE RELEASE  2018.0    FULL VERSION  *Build date:Nov 13, 2017*                    |
|                                                                                                                               |
|                                     NewProject.BaseDesignSection_28.Nominal_63                                                |
|                                  Exe Time : 4 September 2018 18:02:08                                                         |
+-------------------------------------------------------------------------------------------------------------------------------+
New Project


S T R E S S   R E S U L T S   F O R   G R O U P   N O.   4

Tieback_175                                                  :
ELEMENT TYPE    6 NO.OF ELEMENTS. IN THIS GROUP    1
C U R R E N T   T I M E   I S      5.0000

 POST-TENSION 2D-BOUNDARY ELEMENT

         EL    FORCE          d0          EDISPL     pl. eps          K     -ve limit   +ve limit
-----------------------------------------------------------------------------------------------------------
 ANCHOR    1   139.63     -1.22376E-03 -5.53998E-04   0.0000       1689.0       0.0000       0.0000     ELASTIC  ORIGINAL
YOUNG MODULUS

 ITER     0 RNORM = 57.80     RMNORM= 0.000
             RINORM=0.3282E+06 RIMNOR=0.2007E+07
             RENORM= 2265.     REMNOR=0.5030E-19 RATIO =0.8308E-01 TOLER =0.1000E-03  NOT CONVERGED
             RFMAX = 120.9     RMMAX = 224.3
             RTSMAL=0.1000E-02 RMSMAL=0.1000E-02
             RDT   =0.3282E+06 RDR   =0.2007E+07
             RATIOT=0.8308E-01 RATIOR= 0.000
             MAX UN= 8.419     IEQ=    91 NODE     46 DOF   1  Y-DISPL.F
             MIN UN=-.3974E-10 IEQ=    94 NODE     47 DOF   2   X-ROT. F
             NO. OF CONTACT CONSTRAINT VIOLATIONS     0


 ITER     2 RNORM = 57.80     RMNORM= 0.000
             RINORM=0.3282E+06 RIMNOR=0.2007E+07
             RENORM= 578.0     REMNOR=0.1429E-17 RATIO =0.4197E-01 TOLER =0.1000E-03  NOT CONVERGED
             RFMAX = 120.9     RMMAX = 224.3
             RTSMAL=0.1000E-02 RMSMAL=0.1000E-02
             RDT   =0.3282E+06 RDR   =0.2007E+07
             RATIOT=0.4197E-01 RATIOR= 0.000
             MAX UN= 12.28     IEQ=    51 NODE     26 DOF   1  Y-DISPL.F
             MIN UN=-.2816E-08 IEQ=    27 NODE     14 DOF   1  Y-DISPL.F
             NO. OF CONTACT CONSTRAINT VIOLATIONS     0


 ITER     3 RNORM = 57.80     RMNORM= 0.000
             RINORM=0.3282E+06 RIMNOR=0.2007E+07
             RENORM= 90.86     REMNOR=0.2958E-17 RATIO =0.1664E-01 TOLER =0.1000E-03  NOT CONVERGED
             RFMAX = 120.9     RMMAX = 224.3
             RTSMAL=0.1000E-02 RMSMAL=0.1000E-02
             RDT   =0.3282E+06 RDR   =0.2007E+07
             RATIOT=0.1664E-01 RATIOR= 0.000
             MAX UN= 5.226     IEQ=    69 NODE     35 DOF   1  Y-DISPL.F
             MIN UN=-.9548E-08 IEQ=    95 NODE     48 DOF   1  Y-DISPL.F
             NO. OF CONTACT CONSTRAINT VIOLATIONS     0


 ITER     4 RNORM = 57.80     RMNORM= 0.000
             RINORM=0.3282E+06 RIMNOR=0.2007E+07
             RENORM= 9.836     REMNOR=0.8739E-18 RATIO =0.5475E-02 TOLER =0.1000E-03  NOT CONVERGED
             RFMAX = 120.9     RMMAX = 224.3
             RTSMAL=0.1000E-02 RMSMAL=0.1000E-02
             RDT   =0.3282E+06 RDR   =0.2007E+07
             RATIOT=0.5475E-02 RATIOR= 0.000
             MAX UN= 1.997     IEQ=    15 NODE      8 DOF   1  Y-DISPL.F
             MIN UN=-.7860E-08 IEQ=    97 NODE     49 DOF   1  Y-DISPL.F
             NO. OF CONTACT CONSTRAINT VIOLATIONS     0


 ITER     5 RNORM = 57.80     RMNORM= 0.000
```

```
  RINORM=0.3282E+06 RIMNOR=0.2007E+07
  RENORM= 9.473     REMNOR=0.1411E-17 RATIO =0.5373E-02 TOLER =0.1000E-03  NOT CONVERGED
  RFMAX = 120.9     RMMAX = 224.3
  RTSMAL=0.1000E-02 RMSMAL=0.1000E-02
  RDT   =0.3282E+06 RDR   =0.2007E+07
  RATIOT=0.5373E-02 RATIOR= 0.000
  MAX UN= 3.055     IEQ=     9 NODE      5 DOF   1  Y-DISPL.F
  MIN UN=-.4326E-08 IEQ=    61 NODE     31 DOF   1  Y-DISPL.F
  NO. OF CONTACT CONSTRAINT VIOLATIONS     0


ITER      6 RNORM = 57.80     RMNORM= 0.000
  RINORM=0.3282E+06 RIMNOR=0.2007E+07
  RENORM=0.2380     REMNOR=0.1253E-17 RATIO =0.8516E-03 TOLER =0.1000E-03  NOT CONVERGED
  RFMAX = 120.9     RMMAX = 224.3
  RTSMAL=0.1000E-02 RMSMAL=0.1000E-02
  RDT   =0.3282E+06 RDR   =0.2007E+07
  RATIOT=0.8516E-03 RATIOR= 0.000
  MAX UN=0.4878     IEQ=    79 NODE     40 DOF   1  Y-DISPL.F
  MIN UN=-.6982E-08 IEQ=    97 NODE     49 DOF   1  Y-DISPL.F
  NO. OF CONTACT CONSTRAINT VIOLATIONS     0


ITER      7 RNORM = 57.80     RMNORM= 0.000
  RINORM=0.3282E+06 RIMNOR=0.2007E+07
  RENORM=0.1538E-02 REMNOR=0.2928E-17 RATIO =0.6847E-04 TOLER =0.1000E-03      CONVERGED !
  RFMAX = 120.9     RMMAX = 224.3
  RTSMAL=0.1000E-02 RMSMAL=0.1000E-02
  RDT   =0.3282E+06 RDR   =0.2007E+07
  RATIOT=0.6847E-04 RATIOR= 0.000
  MAX UN=0.2404E-01 IEQ=    91 NODE     46 DOF   1  Y-DISPL.F
  MIN UN=-.2512E-01 IEQ=    93 NODE     47 DOF   1  Y-DISPL.F
  NO. OF CONTACT CONSTRAINT VIOLATIONS     0
```

```
+-------------------------------------------------------------------------------------------------------------------------+
|                   PARATIEPLUS(TM)   NLS ENGINE RELEASE  2018.0    FULL VERSION  *Build date:Nov 13, 2017*              |
|                                                                                                                         |
|                                      NewProject.BaseDesignSection_28.Nominal_63                                         |
|                                  Exe Time : 4 September 2018 18:02:08                                                   |
+-------------------------------------------------------------------------------------------------------------------------+
New Project
SOLUTION REACHED USING     7 ITERATIONS ON   40

P R I N T   O U T   F O R   T I M E   S T E P    6     ( AT TIME   6.000     )

PRINT OUT OF ACTIVE COMPONENTS (FIXED NODES ARE NOT PRINTED OUT)

          Y-DISPL.F        X-ROT. F
            (02)             (04)           (
    1   7.4095045E-03   1.0871826E-04
    2   7.4311777E-03   1.0766156E-04
    3   7.4524292E-03   1.0450740E-04
    4   7.4728432E-03   9.9291322E-05
    5   7.4920112E-03   9.2056422E-05
    6   7.5095345E-03   8.2853734E-05
    7   7.5250254E-03   7.1742459E-05
    8   7.5381088E-03   5.8790024E-05
    9   7.5484238E-03   4.4072332E-05
   10   7.5556257E-03   2.7674312E-05
   11   7.5593877E-03   9.6897950E-06
   12   7.5594027E-03  -9.7788415E-06
   13   7.5553846E-03  -3.0620738E-05
   14   7.5470708E-03  -5.2716934E-05
   15   7.5342227E-03  -7.5940533E-05
   16   7.5166284E-03  -1.0015668E-04
   17   7.4941032E-03  -1.2522280E-04
   18   7.4664925E-03  -1.5098833E-04
   19   7.4336718E-03  -1.7729550E-04
   20   7.3955492E-03  -2.0397885E-04
   21   7.3520670E-03  -2.3086520E-04
   22   7.3032018E-03  -2.5777441E-04
   23   7.2489682E-03  -2.8451852E-04
   24   7.1894185E-03  -3.1090234E-04
   25   7.1246448E-03  -3.3672359E-04
   26   7.0547804E-03  -3.6177342E-04
   27   6.9800006E-03  -3.8585148E-04
   28   6.9005162E-03  -4.0878915E-04
   29   6.8165701E-03  -4.3044855E-04
   30   6.7284297E-03  -4.5071501E-04
   31   6.6363831E-03  -4.6949695E-04
   32   6.5407349E-03  -4.8672576E-04
   33   6.4417998E-03  -5.0235612E-04
   34   6.3399006E-03  -5.1636549E-04
   35   6.2353617E-03  -5.2875439E-04
   36   6.1285053E-03  -5.3954635E-04
   37   6.0196470E-03  -5.4878784E-04
   38   5.9090894E-03  -5.5654842E-04
   39   5.7971202E-03  -5.6292044E-04
   40   5.6840061E-03  -5.6801927E-04
   41   5.5699882E-03  -5.7198320E-04
   42   5.4552784E-03  -5.7496377E-04
   43   5.3400582E-03  -5.7711183E-04
   44   5.2244794E-03  -5.7857304E-04
   45   5.1086660E-03  -5.7948791E-04
   46   4.9927123E-03  -5.7999162E-04
   47   4.8766881E-03  -5.8021424E-04
   48   4.7606372E-03  -5.8027731E-04
   49   4.7026069E-03  -5.8028035E-04
```

```
+-------------------------------------------------------------------------------------------------------------------------------+
|                   PARATIEPLUS(TM)   NLS ENGINE RELEASE  2018.0    FULL VERSION  *Build date:Nov 13, 2017*                    |
|                                                                                                                               |
|                                      NewProject.BaseDesignSection_28.Nominal_63                                               |
|                                   Exe Time : 4 September 2018 18:02:08                                                        |
+-------------------------------------------------------------------------------------------------------------------------------+
New Project


S T R E S S   R E S U L T S   F O R   G R O U P   N O.   1

0_L                                                              :
ELEMENT TYPE    5 NO.OF ELEMENTS. IN THIS GROUP   49
C U R R E N T   T I M E   I S      6.0000

 HARDENING 2D SOIL ELEMENT

 ****** TOTAL STRESS FORMULATION *****

  EL *   FORCE     DISPL-Y  VERTICAL-P  HORIZON.-P     MAX-V-P     MAX-H-P           STATE   STIFFNESS Z-LEVEL      PORE
E FACTOR    UFACTOR       Peq           Su_a         Su_p     LAYER
 ------------------------------------------------------------------------------------------------------------------------------
-------------------------------------------------------------------------------------------
   1 D  3.6760E-03 -7.4095E-03  5.5437E-02  3.6760E-02  5.5437E-02   1.866          ACTIVE   0.000       0.000       0.000
1.000       1.000      3.6760E-02   0.000       0.000     DI1_164_167_L_0
   2 D  0.4376     -7.4312E-03   3.300       2.188       3.300       18.45          ACTIVE   0.000     -0.2000       0.000
1.000       1.000       2.188       0.000       0.000     DI1_164_167_L_0
   3 D  0.8894     -7.4524E-03   6.706       4.447       6.706       37.49          ACTIVE   0.000     -0.4000       0.000
1.000       1.000       4.447       0.000       0.000     DI1_164_167_L_0
   4 D   1.369     -7.4728E-03   10.32       6.843       10.32       57.70          ACTIVE   0.000     -0.6000       0.000
1.000       1.000       6.843       0.000       0.000     DI1_164_167_L_0
   5 D   1.868     -7.4920E-03   14.08       9.338       14.08       71.14          ACTIVE   0.000     -0.8000       0.000
1.000       1.000       9.338       0.000       0.000     DI1_164_167_L_0
   6 D   2.375     -7.5095E-03   17.91       11.87       17.91       70.28          ACTIVE   0.000      -1.000       0.000
1.000       1.000       11.87       0.000       0.000     DI1_164_167_L_0
   7 D   2.881     -7.5250E-03   21.73       14.41       21.73       69.25          ACTIVE   0.000      -1.200       0.000
1.000       1.000       14.41       0.000       0.000     DI1_164_167_L_0
   8 D   3.419     -7.5381E-03   25.78       17.10       25.78       68.15          ACTIVE   0.000      -1.400       0.000
1.000       1.000       17.10       0.000       0.000     DI1_164_167_L_0
   9 D   3.994     -7.5484E-03   30.11       19.97       30.11       67.04          ACTIVE   0.000      -1.600       0.000
1.000       1.000       19.97       0.000       0.000     DI1_164_167_L_0
  10 D   4.516     -7.5556E-03   34.05       22.58       34.05       65.98          ACTIVE   0.000      -1.800       0.000
1.000       1.000       22.58       0.000       0.000     DI1_164_167_L_0
  11 D   5.047     -7.5594E-03   38.05       25.23       38.05       64.99          ACTIVE   0.000      -2.000       0.000
1.000       1.000       25.23       0.000       0.000     DI1_164_167_L_0
  12 D   5.562     -7.5594E-03   41.94       27.81       41.94       64.10          ACTIVE   0.000      -2.200       0.000
1.000       1.000       27.81       0.000       0.000     DI1_164_167_L_0
  13 D   6.045     -7.5554E-03   45.58       30.22       45.58       63.31          ACTIVE   0.000      -2.400       0.000
1.000       1.000       30.22       0.000       0.000     DI1_164_167_L_0
  14 D   6.539     -7.5471E-03   49.31       32.70       49.31       62.65          ACTIVE   0.000      -2.600       0.000
1.000       1.000       32.70       0.000       0.000     DI1_164_167_L_0
  15 D   7.026     -7.5342E-03   52.98       35.13       52.98       62.12          ACTIVE   0.000      -2.800       0.000
1.000       1.000       35.13       0.000       0.000     DI1_164_167_L_0
  16 D   7.506     -7.5166E-03   56.59       37.53       56.59       61.72          ACTIVE   0.000      -3.000       0.000
1.000       1.000       37.53       0.000       0.000     DI1_164_167_L_0
  17 D   7.966     -7.4941E-03   60.06       39.83       60.06       61.45          ACTIVE   0.000      -3.200       0.000
1.000       1.000       39.83       0.000       0.000     DI1_164_167_L_0
  18 D   8.436     -7.4665E-03   63.61       42.18       63.61       61.32          ACTIVE   0.000      -3.400       0.000
1.000       1.000       42.18       0.000       0.000     DI1_164_167_L_0
  19 D   8.903     -7.4337E-03   67.13       44.51       67.13       61.32          ACTIVE   0.000      -3.600       0.000
1.000       1.000       44.51       0.000       0.000     DI1_164_167_L_0
  20 D   9.366     -7.3955E-03   70.62       46.83       70.62       61.46          ACTIVE   0.000      -3.800       0.000
1.000       1.000       46.83       0.000       0.000     DI1_164_167_L_0
  21 D   9.815     -7.3521E-03   74.01       49.08       74.01       61.72          ACTIVE   0.000      -4.000       0.000
1.000       1.000       49.08       0.000       0.000     DI1_164_167_L_0
  22 D   10.27     -7.3032E-03   77.47       51.37       77.47       62.11          ACTIVE   0.000      -4.200       0.000
1.000       1.000       51.37       0.000       0.000     DI1_164_167_L_0
  23 D   10.73     -7.2490E-03   80.91       53.65       80.91       62.62          ACTIVE   0.000      -4.400       0.000
1.000       1.000       53.65       0.000       0.000     DI1_164_167_L_0
  24 D   11.14     -7.1894E-03   84.03       55.72       84.03       63.25          ACTIVE   0.000      -4.600       0.000
1.000       1.000       55.72       0.000       0.000     DI1_164_167_L_0
```

```
  25 D   11.54     -7.1246E-03   87.01      57.69      87.01      63.99          ACTIVE   0.000      -4.800       0.000
1.000      1.000       57.69       0.000      0.000     DI1_164_167_L_0
  26 D   10.47     -7.0548E-03   90.00      52.34      90.00      55.31          ACTIVE   0.000      -5.000       0.000
1.000      1.000       52.34       0.000      0.000     DI2_165_168_L_0
  27 D   10.83     -6.9800E-03   93.01      54.14      93.01      54.14          ACTIVE   0.000      -5.200       0.000
1.000      1.000       54.14       0.000      0.000     DI2_165_168_L_0
  28 D   11.19     -6.9005E-03   96.03      55.94      96.03      55.94          ACTIVE   0.000      -5.400       0.000
1.000      1.000       55.94       0.000      0.000     DI2_165_168_L_0
  29 D   11.55     -6.8166E-03   99.06      57.75      99.06      57.75          ACTIVE   0.000      -5.600       0.000
1.000      1.000       57.75       0.000      0.000     DI2_165_168_L_0
  30 D   11.91     -6.7284E-03   102.1      59.57      102.1      59.57          ACTIVE   0.000      -5.800       0.000
1.000      1.000       59.57       0.000      0.000     DI2_165_168_L_0
  31 D   12.28     -6.6364E-03   105.2      61.40      105.2      61.40          ACTIVE   0.000      -6.000       0.000
1.000      1.000       61.40       0.000      0.000     DI2_165_168_L_0
  32 D   12.65     -6.5407E-03   108.2      63.23      108.2      63.23          ACTIVE   0.000      -6.200       0.000
1.000      1.000       63.23       0.000      0.000     DI2_165_168_L_0
  33 D   13.01     -6.4418E-03   111.3      65.06      111.3      65.06          ACTIVE   0.000      -6.400       0.000
1.000      1.000       65.06       0.000      0.000     DI2_165_168_L_0
  34 D   13.38     -6.3399E-03   114.4      66.90      114.4      66.90          ACTIVE   0.000      -6.600       0.000
1.000      1.000       66.90       0.000      0.000     DI2_165_168_L_0
  35 D   13.75     -6.2354E-03   117.5      68.75      117.5      68.75          ACTIVE   0.000      -6.800       0.000
1.000      1.000       68.75       0.000      0.000     DI2_165_168_L_0
  36 D   14.12     -6.1285E-03   120.6      70.60      120.6      70.60          ACTIVE   0.000      -7.000       0.000
1.000      1.000       70.60       0.000      0.000     DI2_165_168_L_0
  37 D   14.49     -6.0196E-03   123.7      72.45      123.7      72.45          ACTIVE   0.000      -7.200       0.000
1.000      1.000       72.45       0.000      0.000     DI2_165_168_L_0
  38 D   14.86     -5.9091E-03   126.8      74.30      126.8      74.30          ACTIVE   0.000      -7.400       0.000
1.000      1.000       74.30       0.000      0.000     DI2_165_168_L_0
  39 D   15.23     -5.7971E-03   129.9      76.16      129.9      76.16          ACTIVE   0.000      -7.600       0.000
1.000      1.000       76.16       0.000      0.000     DI2_165_168_L_0
  40 D   15.61     -5.6840E-03   133.0      78.03      133.0      78.03          ACTIVE   0.000      -7.800       0.000
1.000      1.000       78.03       0.000      0.000     DI2_165_168_L_0
  41 D   15.98     -5.5700E-03   136.1      79.89      136.1      79.89          ACTIVE   0.000      -8.000       0.000
1.000      1.000       79.89       0.000      0.000     DI2_165_168_L_0
  42 D   16.35     -5.4553E-03   139.3      81.76      139.3      81.76          ACTIVE   0.000      -8.200       0.000
1.000      1.000       81.76       0.000      0.000     DI2_165_168_L_0
  43 D   16.73     -5.3401E-03   142.4      83.63      142.4      83.63          ACTIVE   0.000      -8.400       0.000
1.000      1.000       83.63       0.000      0.000     DI2_165_168_L_0
  44 D   17.10     -5.2245E-03   145.5      85.51      145.5      85.51          ACTIVE   0.000      -8.600       0.000
1.000      1.000       85.51       0.000      0.000     DI2_165_168_L_0
  45 D   17.48     -5.1087E-03   148.7      87.38      148.7      87.38          ACTIVE   0.000      -8.800       0.000
1.000      1.000       87.38       0.000      0.000     DI2_165_168_L_0
  46 D   17.85     -4.9927E-03   151.8      89.26      151.8      89.40          ACTIVE   0.000      -9.000       0.000
1.000      1.000       89.26       0.000      0.000     DI2_165_168_L_0
  47 D   18.49     -4.8767E-03   154.9      92.43      154.9      92.76          UL-RL    3.1640E+04 -9.200       0.000
1.000      1.000       92.43       0.000      0.000     DI2_165_168_L_0
  48 D   14.37     -4.7606E-03   158.1      95.82      158.1      96.12          UL-RL    3.1640E+04 -9.400       0.000
1.000      1.000       95.82       0.000      0.000     DI2_165_168_L_0
  49 D   4.876     -4.7026E-03   159.7      97.51      159.7      97.81          UL-RL    3.1640E+04 -9.500       0.000
1.000      1.000       97.51       0.000      0.000     DI2_165_168_L_0
```

```
+-----------------------------------------------------------------------------------------------------------------------+
|                  PARATIEPLUS(TM)   NLS ENGINE RELEASE  2018.0    FULL VERSION  *Build date:Nov 13, 2017*              |
|                                                                                                                       |
|                                      NewProject.BaseDesignSection_28.Nominal_63                                       |
|                                 Exe Time : 4 September 2018 18:02:08                                                  |
+-----------------------------------------------------------------------------------------------------------------------+
New Project


S T R E S S   R E S U L T S   F O R   G R O U P   N O.   2

0_R                                                                  :
ELEMENT TYPE    5 NO.OF ELEMENTS. IN THIS GROUP   49
C U R R E N T   T I M E   I S     6.0000

 HARDENING 2D SOIL ELEMENT

 ****** TOTAL STRESS FORMULATION *****

 EL *   FORCE     DISPL-Y  VERTICAL-P  HORIZON.-P     MAX-V-P     MAX-H-P          STATE   STIFFNESS Z-LEVEL      PORE
E FACTOR    UFACTOR       Peq          Su_a        Su_p     LAYER
 ---------------------------------------------------------------------------------------------------------------------------
-----------------------------------------------------------------------------------------------
   1     0.000         --          --          --          --          --          REMOVED     --        0.000       0.000
1.000       1.000       0.000       0.000       0.000     not available
   2     0.000         --          --          --          --          --          REMOVED     --      -0.2000       0.000
1.000       1.000       0.000       0.000       0.000     not available
   3     0.000         --          --          --          --          --          REMOVED     --      -0.4000       0.000
1.000       1.000       0.000       0.000       0.000     not available
   4     0.000         --          --          --          --          --          REMOVED     --      -0.6000       0.000
1.000       1.000       0.000       0.000       0.000     not available
   5     0.000         --          --          --          --          --          REMOVED     --      -0.8000       0.000
1.000       1.000       0.000       0.000       0.000     not available
   6     0.000         --          --          --          --          --          REMOVED     --       -1.000       0.000
1.000       1.000       0.000       0.000       0.000     not available
   7     0.000         --          --          --          --          --          REMOVED     --       -1.200       0.000
1.000       1.000       0.000       0.000       0.000     not available
   8     0.000         --          --          --          --          --          REMOVED     --       -1.400       0.000
1.000       1.000       0.000       0.000       0.000     not available
   9     0.000         --          --          --          --          --          REMOVED     --       -1.600       0.000
1.000       1.000       0.000       0.000       0.000     not available
  10     0.000         --          --          --          --          --          REMOVED     --       -1.800       0.000
1.000       1.000       0.000       0.000       0.000     not available
  11     0.000         --          --          --          --          --          REMOVED     --       -2.000       0.000
1.000       1.000       0.000       0.000       0.000     not available
  12     0.000         --          --          --          --          --          REMOVED     --       -2.200       0.000
1.000       1.000       0.000       0.000       0.000     not available
  13     0.000         --          --          --          --          --          REMOVED     --       -2.400       0.000
1.000       1.000       0.000       0.000       0.000     not available
  14     0.000         --          --          --          --          --          REMOVED     --       -2.600       0.000
1.000       1.000       0.000       0.000       0.000     not available
  15     0.000         --          --          --          --          --          REMOVED     --       -2.800       0.000
1.000       1.000       0.000       0.000       0.000     not available
  16     0.000         --          --          --          --          --          REMOVED     --       -3.000       0.000
1.000       1.000       0.000       0.000       0.000     not available
  17     0.000         --          --          --          --          --          REMOVED     --       -3.200       0.000
1.000       1.000       0.000       0.000       0.000     not available
  18     0.000         --          --          --          --          --          REMOVED     --       -3.400       0.000
1.000       1.000       0.000       0.000       0.000     not available
  19     0.000         --          --          --          --          --          REMOVED     --       -3.600       0.000
1.000       1.000       0.000       0.000       0.000     not available
  20     0.000         --          --          --          --          --          REMOVED     --       -3.800       0.000
1.000       1.000       0.000       0.000       0.000     not available
  21     0.000         --          --          --          --          --          REMOVED     --       -4.000       0.000
1.000       1.000       0.000       0.000       0.000     not available
  22     0.000         --          --          --          --          --          REMOVED     --       -4.200       0.000
1.000       1.000       0.000       0.000       0.000     not available
  23     0.000         --          --          --          --          --          REMOVED     --       -4.400       0.000
1.000       1.000       0.000       0.000       0.000     not available
  24     0.000         --          --          --          --          --          REMOVED     --       -4.600       0.000
1.000       1.000       0.000       0.000       0.000     not available
```

25	0.000	--	--	--	--	--	REMOVED	--	-4.800	0.000		
1.000	1.000	0.000	0.000	0.000	not available							
26	0.000	--	--	--	--	--	REMOVED	--	-5.000	0.000		
1.000	1.000	0.000	0.000	0.000	not available							
27 D	1.627	6.9800E-03	1.600	8.137	1.600	8.137	PASSIVE	0.000	-5.200	0.000		
1.000	1.000	8.137	0.000	0.000	DI2_165_168_L_0							
28 D	3.412	6.9005E-03	4.800	17.06	4.800	17.06	PASSIVE	0.000	-5.400	0.000		
1.000	1.000	17.06	0.000	0.000	DI2_165_168_L_0							
29 D	5.197	6.8166E-03	8.000	25.99	8.000	25.99	PASSIVE	0.000	-5.600	0.000		
1.000	1.000	25.99	0.000	0.000	DI2_165_168_L_0							
30 D	6.982	6.7284E-03	11.20	34.91	92.80	51.34	PASSIVE	0.000	-5.800	0.000		
1.000	1.000	34.91	0.000	0.000	DI2_165_168_L_0							
31 D	8.767	6.6364E-03	14.40	43.84	96.00	52.88	PASSIVE	0.000	-6.000	0.000		
1.000	1.000	43.84	0.000	0.000	DI2_165_168_L_0							
32 D	10.55	6.5407E-03	17.60	52.76	99.20	54.49	PASSIVE	0.000	-6.200	0.000		
1.000	1.000	52.76	0.000	0.000	DI2_165_168_L_0							
33 D	12.34	6.4418E-03	20.80	61.69	102.4	61.69	PASSIVE	0.000	-6.400	0.000		
1.000	1.000	61.69	0.000	0.000	DI2_165_168_L_0							
34 D	14.12	6.3399E-03	24.00	70.61	105.6	70.61	PASSIVE	0.000	-6.600	0.000		
1.000	1.000	70.61	0.000	0.000	DI2_165_168_L_0							
35 D	15.91	6.2354E-03	27.20	79.54	108.8	79.54	PASSIVE	0.000	-6.800	0.000		
1.000	1.000	79.54	0.000	0.000	DI2_165_168_L_0							
36 D	17.69	6.1285E-03	30.40	88.46	112.0	88.46	PASSIVE	0.000	-7.000	0.000		
1.000	1.000	88.46	0.000	0.000	DI2_165_168_L_0							
37 D	19.48	6.0196E-03	33.60	97.38	115.2	97.38	PASSIVE	0.000	-7.200	0.000		
1.000	1.000	97.38	0.000	0.000	DI2_165_168_L_0							
38 D	21.26	5.9091E-03	36.80	106.3	118.4	106.3	PASSIVE	0.000	-7.400	0.000		
1.000	1.000	106.3	0.000	0.000	DI2_165_168_L_0							
39 D	23.05	5.7971E-03	40.00	115.2	121.6	115.2	PASSIVE	0.000	-7.600	0.000		
1.000	1.000	115.2	0.000	0.000	DI2_165_168_L_0							
40 D	24.83	5.6840E-03	43.20	124.2	124.8	124.2	PASSIVE	0.000	-7.800	0.000		
1.000	1.000	124.2	0.000	0.000	DI2_165_168_L_0							
41 D	25.43	5.5700E-03	46.40	127.1	128.0	127.1	V-C	1.2587E+04	-8.000	0.000		
1.000	1.000	127.1	0.000	0.000	DI2_165_168_L_0							
42 D	25.49	5.4553E-03	49.60	127.4	131.2	127.4	V-C	1.2587E+04	-8.200	0.000		
1.000	1.000	127.4	0.000	0.000	DI2_165_168_L_0							
43 D	25.54	5.3401E-03	52.80	127.7	134.4	127.7	V-C	1.2587E+04	-8.400	0.000		
1.000	1.000	127.7	0.000	0.000	DI2_165_168_L_0							
44 D	25.59	5.2245E-03	56.00	128.0	137.6	128.0	V-C	1.2587E+04	-8.600	0.000		
1.000	1.000	128.0	0.000	0.000	DI2_165_168_L_0							
45 D	25.64	5.1087E-03	59.20	128.2	140.8	128.2	V-C	1.2587E+04	-8.800	0.000		
1.000	1.000	128.2	0.000	0.000	DI2_165_168_L_0							
46 D	25.69	4.9927E-03	62.40	128.4	144.0	128.4	V-C	1.2587E+04	-9.000	0.000		
1.000	1.000	128.4	0.000	0.000	DI2_165_168_L_0							
47 D	25.62	4.8767E-03	65.60	128.1	147.2	129.6	UL-RL	2.0139E+04	-9.200	0.000		
1.000	1.000	128.1	0.000	0.000	DI2_165_168_L_0							
48 D	19.17	4.7606E-03	68.80	127.8	150.4	130.7	UL-RL	2.0139E+04	-9.400	0.000		
1.000	1.000	127.8	0.000	0.000	DI2_165_168_L_0							
49 D	6.379	4.7026E-03	70.40	127.6	152.0	131.3	UL-RL	2.0139E+04	-9.500	0.000		
1.000	1.000	127.6	0.000	0.000	DI2_165_168_L_0							

```
+-----------------------------------------------------------------------------------------------------------------------+
|                  PARATIEPLUS(TM)   NLS ENGINE RELEASE  2018.0    FULL VERSION  *Build date:Nov 13, 2017*              |
|                                                                                                                       |
|                                      NewProject.BaseDesignSection_28.Nominal_63                                       |
|                                 Exe Time : 4 September 2018 18:02:08                                                  |
+-----------------------------------------------------------------------------------------------------------------------+
New Project


S T R E S S   R E S U L T S   F O R   G R O U P   N O.   3

WallElement_33                                                  :
ELEMENT TYPE    2 NO.OF ELEMENTS. IN THIS GROUP   48
C U R R E N T   T I M E   I S     6.0000

 WALL2D ELEMENT

   EL      TA          TB          MA          MB
-----------------------------------------------------
    1 -130.21      130.21    -1.20000E-10 -26.043
    2 -128.25      128.25      26.043     -51.692
    3 -125.83      125.83      51.692     -76.859
    4 -122.94      122.94      76.859     -101.45
    5 -119.54      119.54      101.45     -125.36
    6 -115.64      115.64      125.36     -148.48
    7 -111.24      111.24      148.48     -170.73
    8 -106.29      106.29      170.73     -191.99
    9 -100.77      100.77      191.99     -212.14
   10 -94.728      94.728      212.14     -231.09
   11 -88.155      88.155      231.09     -248.72
   12 -81.067      81.067      248.72     -264.93
   13 -73.496      73.496      264.93     -279.63
   14 -65.430      65.430      279.63     -292.72
   15 -56.878      56.878      292.72     -304.09
   16 -47.846      47.846      304.09     -313.66
   17 -38.354      38.354      313.66     -321.33
   18 -28.392      28.392      321.33     -327.01
   19 -17.962      17.962      327.01     -330.61
   20 -7.0700      7.0700      330.61     -332.02
   21  4.2713     -4.2713      332.02     -331.17
   22  16.071     -16.071      331.17     -327.95
   23  28.327     -28.327      327.95     -322.29
   24  40.997     -40.997      322.29     -314.09
   25  54.062     -54.062      314.09     -303.27
   26  65.671     -65.671      303.27     -290.14
   27  74.871     -74.871      290.14     -275.17
   28  82.647     -82.647      275.17     -258.64
   29  89.000     -89.000      258.64     -240.84
   30  93.932     -93.932      240.84     -222.05
   31  97.444     -97.444      222.05     -202.56
   32  99.537     -99.537      202.56     -182.65
   33  100.21     -100.21      182.65     -162.61
   34  99.471     -99.471      162.61     -142.72
   35  97.314     -97.314      142.72     -123.25
   36  93.741     -93.741      123.25     -104.51
   37  88.753     -88.753      104.51     -86.755
   38  82.352     -82.352      86.755     -70.285
   39  74.539     -74.539      70.285     -55.377
   40  65.312     -65.312      55.377     -42.315
   41  55.863     -55.863      42.315     -31.142
   42  46.726     -46.726      31.142     -21.797
   43  37.909     -37.909      21.797     -14.215
   44  29.416     -29.416      14.215     -8.3320
   45  21.249     -21.249      8.3320     -4.0822
   46  13.388     -13.388      4.0822     -1.4045
   47  6.2734     -6.2734      1.4045    -0.14982
   48  1.4981     -1.4981     0.14982    -1.08083E-09
```

```
+-------------------------------------------------------------------------------------------------------------------------------+
|                   PARATIEPLUS(TM)   NLS ENGINE RELEASE  2018.0    FULL VERSION  *Build date:Nov 13, 2017*                    |
|                                                                                                                               |
|                                      NewProject.BaseDesignSection_28.Nominal_63                                               |
|                                   Exe Time : 4 September 2018 18:02:08                                                        |
+-------------------------------------------------------------------------------------------------------------------------------+
New Project


S T R E S S    R E S U L T S    F O R    G R O U P    N O.    4

Tieback_175                                                 :
ELEMENT TYPE    6 NO.OF ELEMENTS. IN THIS GROUP    1
C U R R E N T    T I M E    I S      6.0000

 POST-TENSION 2D-BOUNDARY ELEMENT

         EL    FORCE          d0          EDISPL     pl. eps          K     -ve limit   +ve limit
-------------------------------------------------------------------------------------------------------------
 ANCHOR    1   151.24     -1.22376E-03  6.32058E-03   0.0000       1689.0       0.0000       0.0000     ELASTIC  ORIGINAL
YOUNG MODULUS
```

```
+-------------------------------------------------------------------------------------------------------------------------+
|                  PARATIEPLUS(TM)   NLS ENGINE RELEASE  2018.0    FULL VERSION  *Build date:Nov 13, 2017*              |
|                                                                                                                         |
|                                     NewProject.BaseDesignSection_28.Nominal_63                                          |
|                                  Exe Time : 4 September 2018 18:02:08                                                   |
+-------------------------------------------------------------------------------------------------------------------------+


     F I N A L    I N C R E M E N T A L    A N A L Y S I S

                    S U M M A R Y

     STEP                                    NO. OF ITERATIONS

        1           CONVERGENCE :YES                        2
        2           CONVERGENCE :YES                        3
        3           CONVERGENCE :YES                        5
        4           CONVERGENCE :YES                        4
        5           CONVERGENCE :YES                        2
        6           CONVERGENCE :YES                        7


 END OF PROCESS FOR PROBLEM
New Project
NONLINEAR SOLUTION CPU TIME ....    0.10 [sec]
DATABASE  CREATION CPU TIME.....    0.33 [sec]
```

Design Assumption : SLE (Rara/Frequente/Quasi Permanente) - File di Paratie - File di input (.d)

```
* PARATIE ANALYSIS FOR DESIGN SECTION:Base Design Section USING ASSUMPTION: SLE (Rara/Frequente/Quasi Permanente)
 * Time:martedì 4 settembre 2018 18:02:08
 * 1: Defining general settings
 UNIT  m kN
 TITLE New Project
 DELTA 0.2
 option param itemax 40
 option control hinges 0 0.0001 0.001

 * 2: Defining wall(s)
 WALL LeftWall_32 0 -9.5 0 1

 * 3: Defining surfaces for wall(s)
 SOIL 0_L LeftWall_32 -9.5 0 1 0
 SOIL 0_R LeftWall_32 -9.5 0 2 180

 * 4: Defining soil layers
 *
 * Soil Profile (Rilevato_2_8_L_0)
 *
 LDATA Rilevato_2_8_L_0 3 LeftWall_32
 ATREST 0.5 0.5 1
 WEIGHT 19 10 10
 PERMEABILITY 0.0001
 RESISTANCE 0 38 0 0 0
 YOUNG 1.5E+04 4.5E+04
 ENDL
 *
 * Soil Profile (DI1_164_167_L_0)
 *
 LDATA DI1_164_167_L_0 0 LeftWall_32
 ATREST 0.5 0.5 1
 WEIGHT 16 6 10
 PERMEABILITY 1E-05
 RESISTANCE 0 30 0 0 0
 YOUNG 3E+04 4.8E+04
 ENDL
 *
 * Soil Profile (DI2_165_168_L_0)
 *
 LDATA DI2_165_168_L_0 -5 LeftWall_32
 ATREST 0.5 0.5 1
 WEIGHT 16 6 10
 PERMEABILITY 1E-05
 RESISTANCE 1 33 0 0 0
 YOUNG 6.8E+04 1.088E+05
 ENDL

 * 5: Defining structural materials
 * Steel material: 108 Name=Fe360 E=206000200 kPa
 MATERIAL Fe360_108 2.06E+08
 * Concrete material: 104 Name=C25/30 E=31475800 kPa
 MATERIAL C2530_104 3.148E+07
 * Rebar material: 124 Name=acciaio armonico E=200100000 kPa
 MATERIAL acciaioarmonico_124 2.001E+08
 * Concrete material: 103 Name=C20/25 E=29962000 kPa
 MATERIAL C2025_103 2.996E+07

 * 6: Defining structural elements
 * 6.1: Beams and combined Wall Elements
 BEAM WallElement_33 LeftWall_32 -9.5 0 C2530_104 0.9794 00 00 0


 * 6.2: Supports
 WIRE Tieback_175 LeftWall_32 0 acciaioarmonico_124 8.441E-06 138.5 30 0 0
```

```
* 6.3: Strips
STRIP LeftWall_32 1 6 1 3.5 0 20 45
STRIP LeftWall_32 1 6 11 19 2.7 20 45

* 7: Defining Steps
STEP Stage1_31
CHANGE Rilevato_2_8_L_0 U-FRICT=38 LeftWall_32
CHANGE Rilevato_2_8_L_0 D-FRICT=38 LeftWall_32
CHANGE Rilevato_2_8_L_0 U-KA=0.238 LeftWall_32
CHANGE Rilevato_2_8_L_0 U-KP=7.232 LeftWall_32
CHANGE Rilevato_2_8_L_0 D-KA=0.238 LeftWall_32
CHANGE Rilevato_2_8_L_0 D-KP=7.232 LeftWall_32
CHANGE DI1_164_167_L_0 U-FRICT=30 LeftWall_32
CHANGE DI1_164_167_L_0 D-FRICT=30 LeftWall_32
CHANGE DI1_164_167_L_0 U-KA=0.333 LeftWall_32
CHANGE DI1_164_167_L_0 U-KP=5.548 LeftWall_32
CHANGE DI1_164_167_L_0 D-KA=0.333 LeftWall_32
CHANGE DI1_164_167_L_0 D-KP=4.288 LeftWall_32
CHANGE DI2_165_168_L_0 U-FRICT=33 LeftWall_32
CHANGE DI2_165_168_L_0 D-FRICT=33 LeftWall_32
CHANGE DI2_165_168_L_0 U-KA=0.295 LeftWall_32
CHANGE DI2_165_168_L_0 U-KP=6.648 LeftWall_32
CHANGE DI2_165_168_L_0 D-KA=0.295 LeftWall_32
CHANGE DI2_165_168_L_0 D-KP=5.16 LeftWall_32
CHANGE Rilevato_2_8_L_0 U-COHE=0 LeftWall_32
CHANGE Rilevato_2_8_L_0 U-ADHES=0 LeftWall_32
CHANGE Rilevato_2_8_L_0 D-COHE=0 LeftWall_32
CHANGE Rilevato_2_8_L_0 D-ADHES=0 LeftWall_32
CHANGE DI1_164_167_L_0 U-COHE=0 LeftWall_32
CHANGE DI1_164_167_L_0 U-ADHES=0 LeftWall_32
CHANGE DI1_164_167_L_0 D-COHE=0 LeftWall_32
CHANGE DI1_164_167_L_0 D-ADHES=0 LeftWall_32
CHANGE DI2_165_168_L_0 U-COHE=1 LeftWall_32
CHANGE DI2_165_168_L_0 U-ADHES=0 LeftWall_32
CHANGE DI2_165_168_L_0 D-COHE=1 LeftWall_32
CHANGE DI2_165_168_L_0 D-ADHES=0 LeftWall_32
SETWALL LeftWall_32
GEOM 0 0
WATER -18 0 -9.5 0 0
ADD WallElement_33
ENDSTEP

STEP Stage2_183
SETWALL LeftWall_32
GEOM 0 -1
WATER -18 0 -9.5 0 0
ENDSTEP

STEP Stage3_283
SETWALL LeftWall_32
GEOM 0 -1
WATER -18 0 -9.5 0 0
ADD Tieback_175
ENDSTEP

STEP Stage4_383
SETWALL LeftWall_32
GEOM 0 -5.6
WATER -18 0 -9.5 0 0
ENDSTEP

STEP Stage5_744
SETWALL LeftWall_32
GEOM 0 -5.1
WATER -18 0 -9.5 0 0
ENDSTEP

STEP Stage6_2841
SETWALL LeftWall_32
```

```
GEOM 0 -5.1
WATER -18 0 -9.5 0 0
ENDSTEP
```

Design Assumption : SLE (Rara/Frequente/Quasi Permanente) - File di Paratie - File di output (.out)

```
+-------------------------------------------------------------------------------------------------------------------------+
|                   PARATIEPLUS(TM)   NLS ENGINE RELEASE  2018.0    FULL VERSION  *Build date:Nov 13, 2017*               |
|                                                                                                                         |
|                          NewProject.BaseDesignSection_28.SLERaraFrequenteQuasiPermanente_1153                           |
|                                    Exe Time : 4 September 2018 18:02:09                                                 |
+-------------------------------------------------------------------------------------------------------------------------+

                  ***********************************************************
                  *                                                         *
                  *  PARATIE PLUS Non-Linear Spring Engine                  *
                  *                                                         *
                  *          AN ELASTOPLASTIC FINITE ELEMENT PROGRAM        *
                  *          FOR FLEXIBLE EARTH-RETAINING STRUCTURES        *
                  *                                                         *
                  *          Written by Ce.A.S. s.r.l. (ITALY)              *
                  *          with the scientific supervision of             *
                  *          Roberto Nova - full professor SOIL MECHANICS   *
                  *          at Politecnico di Milano (ITALY)               *
                  *                                                         *
                  ***********************************************************
                  *                                                         *
                  *  RELEASE   2018.0     *Build date:Nov 13, 2017*    *    *
                  *                                                         *
                  *                                                         *
                  *  Ce.A.S.     S.R.L   CENTRO DI ANALISI STRUTTURALE      *
                  *              VIALE   GIUSTINIANO 10                     *
                  *              20129   M I L A N O  (ITALIA)              *
                  *  TEL.        +39 02 2020221                             *
                  *                                                         *
                  *  email       bruno.becci@ceas.it                        *
                  *  Web Page    www.ceas.it     www.paratieplus.com        *
                  ***********************************************************



 JOB : NewProject.BaseDesignSection_28.SLERaraFrequenteQuasiPermanente_1153
 STARTING
ACCEPTED   <FILE,GENW                                                       >
ACCEPTED   <FILE,PLOTTER,BINARY                                             >
ACCEPTED   <SOLVE TOTAL_STRESS                                              >
ACCEPTED   <PARAM ITEMAX 40                                                 >
ACCEPTED   <CONTROL HINGES 0 0.0001 0.001                                   >


                  ***********************************************************
                  *                                                         *
                  *  WARNING : PORE PRESSURES ARE AUTOMATICALLY COMPUTED    *
                  *    BY THE PROGRAM.                                      *
                  ***********************************************************

PRELIMINARY OPERATIONS CPU TIME     0.00 [sec]
```

```
+-------------------------------------------------------------------------------------------------------------------------+
|                   PARATIEPLUS(TM)   NLS ENGINE RELEASE  2018.0    FULL VERSION  *Build date:Nov 13, 2017*              |
|                                                                                                                         |
|                          NewProject.BaseDesignSection_28.SLERaraFrequenteQuasiPermanente_1153                           |
|                                   Exe Time : 4 September 2018 18:02:09                                                  |
+-------------------------------------------------------------------------------------------------------------------------+


INPUT FILE HAS BEEN GENERATED BY WALGEN PROGRAM


New Project


NO. OF NODAL POINTS (NUMNP) ...................   49
NO. OF COORDINATES  (NCOORD)...................    2
NO. OF NODE DOFS    (NDOF).....................    2
NO. OF EQUATIONS    (NEQ)......................   98
NO. OF CONSTRAINTS CARDS (NVINC)...............    0
NO. OF ELEMENT GROUPS (NEG)....................    4
NO. OF SOLUTION STEPS (NSTE)...................    6
NO. OF ELEMENT SETS ATTACHED TO SLAVE NODES ...    0
NO. OF RECORD FROM WALGEN .....................   99
NO. OF LONG NAMES (LASTNAME) ..................   24
LENGTH UNIT CHOICE ............................    3 (M   )
FORCE  UNIT CHOICE ............................    3 (KN  )
MAX PORE PRESSURE TABLE LENGTH.................    1
NO. OF ELEMENT GROUPS REQUIRING ADD. SLIP DOF .    0


IDOFA (01) =  2  Y-DISPL.F
IDOFA (02) =  4   X-ROT. F

 RELEVANT ITEMS UNITS

 STRESSES                  kPa
 Y-DISPLACEMENTS           m
 ROTATIONS                 RADIANS
 BEAM AND SLAB MOMENTS     kN*m/m
 BEAM SHEAR FORCES         kN/m
 ANCHOR FORCES             kN/m
 AXIAL FORCES IN TRUSSES   kN/m
 AXIAL FORCES SPRINGS      kN/m
 Y-REACTIONS               kN/m
 X-MOMENT REACTIONS        kN*m/m
 ETC.
```

```
+-------------------------------------------------------------------------------------------------------------------------+
|                   PARATIEPLUS(TM)   NLS ENGINE RELEASE  2018.0    FULL VERSION  *Build date:Nov 13, 2017*               |
|                                                                                                                         |
|                         NewProject.BaseDesignSection_28.SLERaraFrequenteQuasiPermanente_1153                            |
|                                  Exe Time : 4 September 2018 18:02:09                                                   |
+-------------------------------------------------------------------------------------------------------------------------+
                   P R E P R O C E S S O R    D A T A

                   N O.  O F   C O M M A N D S     99

    1 : UNIT  m kN
    2 : TITLE New Project
    3 : DELTA 0.2
    4 : option param itemax 40
    5 : option control hinges 0 0.0001 0.001
    6 : WALL LeftWall_32 0 -9.5 0 1
    7 : SOIL 0_L LeftWall_32 -9.5 0 1 0
    8 : SOIL 0_R LeftWall_32 -9.5 0 2 180
    9 : LDATA Rilevato_2_8_L_0 3 LeftWall_32
   10 : ATREST 0.5 0.5 1
   11 : WEIGHT 19 10 10
   12 : PERMEABILITY 0.0001
   13 : RESISTANCE 0 38 0 0 0
   14 : YOUNG 1.5E+04 4.5E+04
   15 : ENDL
   16 : LDATA DI1_164_167_L_0 0 LeftWall_32
   17 : ATREST 0.5 0.5 1
   18 : WEIGHT 16 6 10
   19 : PERMEABILITY 1E-05
   20 : RESISTANCE 0 30 0 0 0
   21 : YOUNG 3E+04 4.8E+04
   22 : ENDL
   23 : LDATA DI2_165_168_L_0 -5 LeftWall_32
   24 : ATREST 0.5 0.5 1
   25 : WEIGHT 16 6 10
   26 : PERMEABILITY 1E-05
   27 : RESISTANCE 1 33 0 0 0
   28 : YOUNG 6.8E+04 1.088E+05
   29 : ENDL
   30 : MATERIAL Fe360_108 2.06E+08
   31 : MATERIAL C2530_104 3.148E+07
   32 : MATERIAL acciaioarmonico_124 2.001E+08
   33 : MATERIAL C2025_103 2.996E+07
   34 : BEAM WallElement_33 LeftWall_32 -9.5 0 C2530_104 0.9794 00 00 0
   35 : WIRE Tieback_175 LeftWall_32 0 acciaioarmonico_124 8.441E-06 138.5 30 0 0
   36 : STRIP LeftWall_32 1 6 1 3.5 0 20 45
   37 : STRIP LeftWall_32 1 6 11 19 2.7 20 45
   38 : STEP Stage1_31
   39 : CHANGE Rilevato_2_8_L_0 U-FRICT=38 LeftWall_32
   40 : CHANGE Rilevato_2_8_L_0 D-FRICT=38 LeftWall_32
   41 : CHANGE Rilevato_2_8_L_0 U-KA=0.238 LeftWall_32
   42 : CHANGE Rilevato_2_8_L_0 U-KP=7.232 LeftWall_32
   43 : CHANGE Rilevato_2_8_L_0 D-KA=0.238 LeftWall_32
   44 : CHANGE Rilevato_2_8_L_0 D-KP=7.232 LeftWall_32
   45 : CHANGE DI1_164_167_L_0 U-FRICT=30 LeftWall_32
   46 : CHANGE DI1_164_167_L_0 D-FRICT=30 LeftWall_32
   47 : CHANGE DI1_164_167_L_0 U-KA=0.333 LeftWall_32
   48 : CHANGE DI1_164_167_L_0 U-KP=5.548 LeftWall_32
   49 : CHANGE DI1_164_167_L_0 D-KA=0.333 LeftWall_32
   50 : CHANGE DI1_164_167_L_0 D-KP=4.288 LeftWall_32
   51 : CHANGE DI2_165_168_L_0 U-FRICT=33 LeftWall_32
   52 : CHANGE DI2_165_168_L_0 D-FRICT=33 LeftWall_32
   53 : CHANGE DI2_165_168_L_0 U-KA=0.295 LeftWall_32
   54 : CHANGE DI2_165_168_L_0 U-KP=6.648 LeftWall_32
   55 : CHANGE DI2_165_168_L_0 D-KA=0.295 LeftWall_32
   56 : CHANGE DI2_165_168_L_0 D-KP=5.16 LeftWall_32
   57 : CHANGE Rilevato_2_8_L_0 U-COHE=0 LeftWall_32
   58 : CHANGE Rilevato_2_8_L_0 U-ADHES=0 LeftWall_32
   59 : CHANGE Rilevato_2_8_L_0 D-COHE=0 LeftWall_32
   60 : CHANGE Rilevato_2_8_L_0 D-ADHES=0 LeftWall_32
   61 : CHANGE DI1_164_167_L_0 U-COHE=0 LeftWall_32
```

```
62 : CHANGE DI1_164_167_L_0 U-ADHES=0 LeftWall_32
63 : CHANGE DI1_164_167_L_0 D-COHE=0 LeftWall_32
64 : CHANGE DI1_164_167_L_0 D-ADHES=0 LeftWall_32
65 : CHANGE DI2_165_168_L_0 U-COHE=1 LeftWall_32
66 : CHANGE DI2_165_168_L_0 U-ADHES=0 LeftWall_32
67 : CHANGE DI2_165_168_L_0 D-COHE=1 LeftWall_32
68 : CHANGE DI2_165_168_L_0 D-ADHES=0 LeftWall_32
69 : SETWALL LeftWall_32
70 : GEOM 0 0
71 : WATER -18 0 -9.5 0 0
72 : ADD WallElement_33
73 : ENDSTEP
74 : STEP Stage2_183
75 : SETWALL LeftWall_32
76 : GEOM 0 -1
77 : WATER -18 0 -9.5 0 0
78 : ENDSTEP
79 : STEP Stage3_283
80 : SETWALL LeftWall_32
81 : GEOM 0 -1
82 : WATER -18 0 -9.5 0 0
83 : ADD Tieback_175
84 : ENDSTEP
85 : STEP Stage4_383
86 : SETWALL LeftWall_32
87 : GEOM 0 -5.6
88 : WATER -18 0 -9.5 0 0
89 : ENDSTEP
90 : STEP Stage5_744
91 : SETWALL LeftWall_32
92 : GEOM 0 -5.1
93 : WATER -18 0 -9.5 0 0
94 : ENDSTEP
95 : STEP Stage6_2841
96 : SETWALL LeftWall_32
97 : GEOM 0 -5.1
98 : WATER -18 0 -9.5 0 0
99 : ENDSTEP
```

```
+-----------------------------------------------------------------------------------------------------------------------+
|                  PARATIEPLUS(TM)   NLS ENGINE RELEASE  2018.0    FULL VERSION  *Build date:Nov 13, 2017*              |
|                                                                                                                       |
|                         NewProject.BaseDesignSection_28.SLERaraFrequenteQuasiPermanente_1153                          |
|                                 Exe Time : 4 September 2018 18:02:09                                                  |
+-----------------------------------------------------------------------------------------------------------------------+
N O D A L   P O I N T   D A T A
--------------------------------

NODE     Y-COORD     Z-COORD / NODE     Y-COORD     Z-COORD / NODE     Y-COORD     Z-COORD / NODE     Y-COORD     Z-COORD /

   1  0.0000      0.0000     /    2  0.0000    -0.20000     /    3  0.0000    -0.40000     /    4  0.0000    -0.60000     /
   5  0.0000    -0.80000     /    6  0.0000     -1.0000     /    7  0.0000     -1.2000     /    8  0.0000     -1.4000     /
   9  0.0000     -1.6000     /   10  0.0000     -1.8000     /   11  0.0000     -2.0000     /   12  0.0000     -2.2000     /
  13  0.0000     -2.4000     /   14  0.0000     -2.6000     /   15  0.0000     -2.8000     /   16  0.0000     -3.0000     /
  17  0.0000     -3.2000     /   18  0.0000     -3.4000     /   19  0.0000     -3.6000     /   20  0.0000     -3.8000     /
  21  0.0000     -4.0000     /   22  0.0000     -4.2000     /   23  0.0000     -4.4000     /   24  0.0000     -4.6000     /
  25  0.0000     -4.8000     /   26  0.0000     -5.0000     /   27  0.0000     -5.2000     /   28  0.0000     -5.4000     /
  29  0.0000     -5.6000     /   30  0.0000     -5.8000     /   31  0.0000     -6.0000     /   32  0.0000     -6.2000     /
  33  0.0000     -6.4000     /   34  0.0000     -6.6000     /   35  0.0000     -6.8000     /   36  0.0000     -7.0000     /
  37  0.0000     -7.2000     /   38  0.0000     -7.4000     /   39  0.0000     -7.6000     /   40  0.0000     -7.8000     /
  41  0.0000     -8.0000     /   42  0.0000     -8.2000     /   43  0.0000     -8.4000     /   44  0.0000     -8.6000     /
  45  0.0000     -8.8000     /   46  0.0000     -9.0000     /   47  0.0000     -9.2000     /   48  0.0000     -9.4000     /
  49  0.0000     -9.5000     /
```

```
+-------------------------------------------------------------------------------------------------------------------------------+
|                   PARATIEPLUS(TM)   NLS ENGINE RELEASE  2018.0    FULL VERSION  *Build date:Nov 13, 2017*                     |
|                                                                                                                               |
|                          NewProject.BaseDesignSection_28.SLERaraFrequenteQuasiPermanente_1153                                 |
|                                   Exe Time : 4 September 2018 18:02:09                                                        |
+-------------------------------------------------------------------------------------------------------------------------------+
 ELEMENT GROUP NO.  1

0_L                                                    :
   5  49   0   1   0   0   0   0   0   0   0   0   0   0   0   3   0   0   0   0
.....................................
.........2D PLASTIC SOIL ..........
.....................................

element group behaviour throughout stage analysis

stage   status
------------------
    1   active
    2   active
    3   active
    4   active
    5   active
    6   active

 material set no.    1

 prop( 1) angle              0.00000
 prop( 2) layer as foreseen  1.00000


 material set no.    2

 prop( 1) angle              0.00000
 prop( 2) layer as foreseen  2.00000


 material set no.    3

 prop( 1) angle              0.00000
 prop( 2) layer as foreseen  3.00000


 element data

   el    n  mat      area      .....     .....     .....      flag
-------------------------------------------------------------------

    1    1    2   0.1000     0.000     0.000     0.000     1.000
    2    2    2   0.2000     0.000     0.000     0.000     1.000
    3    3    2   0.2000     0.000     0.000     0.000     1.000
    4    4    2   0.2000     0.000     0.000     0.000     1.000
    5    5    2   0.2000     0.000     0.000     0.000     1.000
    6    6    2   0.2000     0.000     0.000     0.000     1.000
    7    7    2   0.2000     0.000     0.000     0.000     1.000
    8    8    2   0.2000     0.000     0.000     0.000     1.000
    9    9    2   0.2000     0.000     0.000     0.000     1.000
   10   10    2   0.2000     0.000     0.000     0.000     1.000
   11   11    2   0.2000     0.000     0.000     0.000     1.000
   12   12    2   0.2000     0.000     0.000     0.000     1.000
   13   13    2   0.2000     0.000     0.000     0.000     1.000
   14   14    2   0.2000     0.000     0.000     0.000     1.000
   15   15    2   0.2000     0.000     0.000     0.000     1.000
   16   16    2   0.2000     0.000     0.000     0.000     1.000
   17   17    2   0.2000     0.000     0.000     0.000     1.000
   18   18    2   0.2000     0.000     0.000     0.000     1.000
   19   19    2   0.2000     0.000     0.000     0.000     1.000
   20   20    2   0.2000     0.000     0.000     0.000     1.000
   21   21    2   0.2000     0.000     0.000     0.000     1.000
   22   22    2   0.2000     0.000     0.000     0.000     1.000
   23   23    2   0.2000     0.000     0.000     0.000     1.000
```

24	24	2	0.2000	0.000	0.000	0.000	1.000
25	25	2	0.2000	0.000	0.000	0.000	1.000
26	26	2	0.2000	0.000	0.000	0.000	1.000
27	27	3	0.2000	0.000	0.000	0.000	1.000
28	28	3	0.2000	0.000	0.000	0.000	1.000
29	29	3	0.2000	0.000	0.000	0.000	1.000
30	30	3	0.2000	0.000	0.000	0.000	1.000
31	31	3	0.2000	0.000	0.000	0.000	1.000
32	32	3	0.2000	0.000	0.000	0.000	1.000
33	33	3	0.2000	0.000	0.000	0.000	1.000
34	34	3	0.2000	0.000	0.000	0.000	1.000
35	35	3	0.2000	0.000	0.000	0.000	1.000
36	36	3	0.2000	0.000	0.000	0.000	1.000
37	37	3	0.2000	0.000	0.000	0.000	1.000
38	38	3	0.2000	0.000	0.000	0.000	1.000
39	39	3	0.2000	0.000	0.000	0.000	1.000
40	40	3	0.2000	0.000	0.000	0.000	1.000
41	41	3	0.2000	0.000	0.000	0.000	1.000
42	42	3	0.2000	0.000	0.000	0.000	1.000
43	43	3	0.2000	0.000	0.000	0.000	1.000
44	44	3	0.2000	0.000	0.000	0.000	1.000
45	45	3	0.2000	0.000	0.000	0.000	1.000
46	46	3	0.2000	0.000	0.000	0.000	1.000
47	47	3	0.2000	0.000	0.000	0.000	1.000
48	48	3	0.1500	0.000	0.000	0.000	1.000
49	49	3	0.5000E-01	0.000	0.000	0.000	1.000

```
+-----------------------------------------------------------------------------------------------------------------------+
|                   PARATIEPLUS(TM)   NLS ENGINE RELEASE  2018.0    FULL VERSION  *Build date:Nov 13, 2017*              |
|                                                                                                                       |
|                          NewProject.BaseDesignSection_28.SLERaraFrequenteQuasiPermanente_1153                          |
|                                   Exe Time : 4 September 2018 18:02:09                                                |
+-----------------------------------------------------------------------------------------------------------------------+
 ELEMENT GROUP NO.  2

0_R                                                                  :
   5  49   0   1   0   0   0   0   0   0   0   0   0   0   0   3   0   0   0   0
....................................
..........2D PLASTIC SOIL ..........
....................................

element group behaviour throughout stage analysis

stage   status
-------------------
    1   active
    2   active
    3   active
    4   active
    5   active
    6   active

 material set no.    1

 prop( 1) angle              180.000
 prop( 2) layer as foreseen  1.00000


 material set no.    2

 prop( 1) angle              180.000
 prop( 2) layer as foreseen  2.00000


 material set no.    3

 prop( 1) angle              180.000
 prop( 2) layer as foreseen  3.00000


 element data

   el    n  mat      area     .....     .....     .....      flag
-----------------------------------------------------------------

    1    1    2   0.1000     0.000     0.000     0.000     2.000
    2    2    2   0.2000     0.000     0.000     0.000     2.000
    3    3    2   0.2000     0.000     0.000     0.000     2.000
    4    4    2   0.2000     0.000     0.000     0.000     2.000
    5    5    2   0.2000     0.000     0.000     0.000     2.000
    6    6    2   0.2000     0.000     0.000     0.000     2.000
    7    7    2   0.2000     0.000     0.000     0.000     2.000
    8    8    2   0.2000     0.000     0.000     0.000     2.000
    9    9    2   0.2000     0.000     0.000     0.000     2.000
   10   10    2   0.2000     0.000     0.000     0.000     2.000
   11   11    2   0.2000     0.000     0.000     0.000     2.000
   12   12    2   0.2000     0.000     0.000     0.000     2.000
   13   13    2   0.2000     0.000     0.000     0.000     2.000
   14   14    2   0.2000     0.000     0.000     0.000     2.000
   15   15    2   0.2000     0.000     0.000     0.000     2.000
   16   16    2   0.2000     0.000     0.000     0.000     2.000
   17   17    2   0.2000     0.000     0.000     0.000     2.000
   18   18    2   0.2000     0.000     0.000     0.000     2.000
   19   19    2   0.2000     0.000     0.000     0.000     2.000
   20   20    2   0.2000     0.000     0.000     0.000     2.000
   21   21    2   0.2000     0.000     0.000     0.000     2.000
   22   22    2   0.2000     0.000     0.000     0.000     2.000
   23   23    2   0.2000     0.000     0.000     0.000     2.000
```

24	24	2	0.2000	0.000	0.000	0.000	2.000
25	25	2	0.2000	0.000	0.000	0.000	2.000
26	26	2	0.2000	0.000	0.000	0.000	2.000
27	27	3	0.2000	0.000	0.000	0.000	2.000
28	28	3	0.2000	0.000	0.000	0.000	2.000
29	29	3	0.2000	0.000	0.000	0.000	2.000
30	30	3	0.2000	0.000	0.000	0.000	2.000
31	31	3	0.2000	0.000	0.000	0.000	2.000
32	32	3	0.2000	0.000	0.000	0.000	2.000
33	33	3	0.2000	0.000	0.000	0.000	2.000
34	34	3	0.2000	0.000	0.000	0.000	2.000
35	35	3	0.2000	0.000	0.000	0.000	2.000
36	36	3	0.2000	0.000	0.000	0.000	2.000
37	37	3	0.2000	0.000	0.000	0.000	2.000
38	38	3	0.2000	0.000	0.000	0.000	2.000
39	39	3	0.2000	0.000	0.000	0.000	2.000
40	40	3	0.2000	0.000	0.000	0.000	2.000
41	41	3	0.2000	0.000	0.000	0.000	2.000
42	42	3	0.2000	0.000	0.000	0.000	2.000
43	43	3	0.2000	0.000	0.000	0.000	2.000
44	44	3	0.2000	0.000	0.000	0.000	2.000
45	45	3	0.2000	0.000	0.000	0.000	2.000
46	46	3	0.2000	0.000	0.000	0.000	2.000
47	47	3	0.2000	0.000	0.000	0.000	2.000
48	48	3	0.1500	0.000	0.000	0.000	2.000
49	49	3	0.5000E-01	0.000	0.000	0.000	2.000

```
+-------------------------------------------------------------------------------------------------------------------------------+
|                   PARATIEPLUS(TM)   NLS ENGINE RELEASE  2018.0    FULL VERSION  *Build date:Nov 13, 2017*                    |
|                                                                                                                               |
|                          NewProject.BaseDesignSection_28.SLERaraFrequenteQuasiPermanente_1153                                 |
|                                   Exe Time : 4 September 2018 18:02:09                                                        |
+-------------------------------------------------------------------------------------------------------------------------------+
 ELEMENT GROUP NO.  3

WallElement_33                                                :
   2  48   0   1   0   0   0   0   0   0   0   0   0   0   0   1   0   0   1   0
.....................................
.........2D WALL ELEMENT...........
.....................................

element group behaviour throughout stage analysis

stage   status
------------------
    1   active
    2   active
    3   active
    4   active
    5   active
    6   active

 material set no.    1

 prop( 1) young modulus      0.314800E+08
 prop( 2) modification  time  0.00000
 prop( 3) new young modulus   0.00000
 prop( 4) poisson ratio       0.00000
 prop( 5) future .............0.294300E-43

 no. of step variable items:     1
 step  inertia multipier
--------------------------
    1   1.000
    2   1.000
    3   1.000
    4   1.000
    5   1.000
    6   1.000

 element data

   el   na   nb  mat      erc1      erc2     thick      by-i      by-j
-------------------------------------------------------------

    1    1    2    1    0.000     0.000    0.9794     0.000     0.000
    2    2    3    1    0.000     0.000    0.9794     0.000     0.000
    3    3    4    1    0.000     0.000    0.9794     0.000     0.000
    4    4    5    1    0.000     0.000    0.9794     0.000     0.000
    5    5    6    1    0.000     0.000    0.9794     0.000     0.000
    6    6    7    1    0.000     0.000    0.9794     0.000     0.000
    7    7    8    1    0.000     0.000    0.9794     0.000     0.000
    8    8    9    1    0.000     0.000    0.9794     0.000     0.000
    9    9   10    1    0.000     0.000    0.9794     0.000     0.000
   10   10   11    1    0.000     0.000    0.9794     0.000     0.000
   11   11   12    1    0.000     0.000    0.9794     0.000     0.000
   12   12   13    1    0.000     0.000    0.9794     0.000     0.000
   13   13   14    1    0.000     0.000    0.9794     0.000     0.000
   14   14   15    1    0.000     0.000    0.9794     0.000     0.000
   15   15   16    1    0.000     0.000    0.9794     0.000     0.000
   16   16   17    1    0.000     0.000    0.9794     0.000     0.000
   17   17   18    1    0.000     0.000    0.9794     0.000     0.000
   18   18   19    1    0.000     0.000    0.9794     0.000     0.000
   19   19   20    1    0.000     0.000    0.9794     0.000     0.000
   20   20   21    1    0.000     0.000    0.9794     0.000     0.000
   21   21   22    1    0.000     0.000    0.9794     0.000     0.000
   22   22   23    1    0.000     0.000    0.9794     0.000     0.000
   23   23   24    1    0.000     0.000    0.9794     0.000     0.000
```

24	24	25	1	0.000	0.000	0.9794	0.000	0.000
25	25	26	1	0.000	0.000	0.9794	0.000	0.000
26	26	27	1	0.000	0.000	0.9794	0.000	0.000
27	27	28	1	0.000	0.000	0.9794	0.000	0.000
28	28	29	1	0.000	0.000	0.9794	0.000	0.000
29	29	30	1	0.000	0.000	0.9794	0.000	0.000
30	30	31	1	0.000	0.000	0.9794	0.000	0.000
31	31	32	1	0.000	0.000	0.9794	0.000	0.000
32	32	33	1	0.000	0.000	0.9794	0.000	0.000
33	33	34	1	0.000	0.000	0.9794	0.000	0.000
34	34	35	1	0.000	0.000	0.9794	0.000	0.000
35	35	36	1	0.000	0.000	0.9794	0.000	0.000
36	36	37	1	0.000	0.000	0.9794	0.000	0.000
37	37	38	1	0.000	0.000	0.9794	0.000	0.000
38	38	39	1	0.000	0.000	0.9794	0.000	0.000
39	39	40	1	0.000	0.000	0.9794	0.000	0.000
40	40	41	1	0.000	0.000	0.9794	0.000	0.000
41	41	42	1	0.000	0.000	0.9794	0.000	0.000
42	42	43	1	0.000	0.000	0.9794	0.000	0.000
43	43	44	1	0.000	0.000	0.9794	0.000	0.000
44	44	45	1	0.000	0.000	0.9794	0.000	0.000
45	45	46	1	0.000	0.000	0.9794	0.000	0.000
46	46	47	1	0.000	0.000	0.9794	0.000	0.000
47	47	48	1	0.000	0.000	0.9794	0.000	0.000
48	48	49	1	0.000	0.000	0.9794	0.000	0.000

```
+-------------------------------------------------------------------------------------------------------------------------------+
|                   PARATIEPLUS(TM)   NLS ENGINE RELEASE  2018.0    FULL VERSION  *Build date:Nov 13, 2017*                    |
|                                                                                                                               |
|                          NewProject.BaseDesignSection_28.SLERaraFrequenteQuasiPermanente_1153                                 |
|                                   Exe Time : 4 September 2018 18:02:09                                                        |
+-------------------------------------------------------------------------------------------------------------------------------+
 ELEMENT GROUP NO.  4

Tieback_175                                                 :
   6   1   0   1   0   0   0   0   0   0   0   0   0   0   0   1   0   0   2   0
.....................................
.........2D POST-TENSION ANCHOR....
.....................................

element group behaviour throughout stage analysis

stage   status
------------------
    1  inactive
    2  inactive
    3   active
    4   active
    5   active
    6   active

 material set no.    1

 prop( 1) angle          30.0000
 prop( 2) young modulus 0.200100E+09
 prop( 3) modification  time  0.00000
 prop( 4) new young modulus   0.00000

 no. of step variable items:     2
 step   -ve lim     +ve lim
-----------------------------
    1   0.000       0.000
    2   0.000       0.000
    3   0.000       0.000
    4   0.000       0.000
    5   0.000       0.000
    6   0.000       0.000

 element data

   el    n  mat       a/l     pinit    yieldc    yieldt
-----------------------------------------------------------

    1    1    1   0.8441E-05 138.5     0.000     0.000
```

```
+-------------------------------------------------------------------------------------------------------------------------+
|                   PARATIEPLUS(TM)   NLS ENGINE RELEASE  2018.0    FULL VERSION  *Build date:Nov 13, 2017*              |
|                                                                                                                         |
|                          NewProject.BaseDesignSection_28.SLERaraFrequenteQuasiPermanente_1153                           |
|                                   Exe Time : 4 September 2018 18:02:09                                                  |
+-------------------------------------------------------------------------------------------------------------------------+


NO. OF NODAL LOADS  (NLOAD) ...................    0
NO. OF LOAD CURVES  (NLCUR) ...................   12
MAXIMUM POINTS/LCURVE (NPTM)...................    5
```

```
+-------------------------------------------------------------------------------------------------------------------------+
|                  PARATIEPLUS(TM)   NLS ENGINE RELEASE  2018.0    FULL VERSION  *Build date:Nov 13, 2017*              |
|                                                                                                                         |
|                        NewProject.BaseDesignSection_28.SLERaraFrequenteQuasiPermanente_1153                             |
|                                 Exe Time : 4 September 2018 18:02:09                                                    |
+-------------------------------------------------------------------------------------------------------------------------+
L O A D     D A T A


    LOAD FUNCTION NUMBER   =    1
    NUMBER OF TIME POINTS  =    5

    TIME VALUE      FUNCTION

       0.00000    0.0000E+00
       0.80000    0.0000E+00
       1.00000    0.1000E+01
       1.20000    0.0000E+00
       7.00000    0.0000E+00


    LOAD FUNCTION NUMBER   =    2
    NUMBER OF TIME POINTS  =    5

    TIME VALUE      FUNCTION

       0.00000    0.0000E+00
       1.80000    0.0000E+00
       2.00000    0.1000E+01
       2.20000    0.0000E+00
       7.00000    0.0000E+00


    LOAD FUNCTION NUMBER   =    3
    NUMBER OF TIME POINTS  =    5

    TIME VALUE      FUNCTION

       0.00000    0.0000E+00
       2.80000    0.0000E+00
       3.00000    0.1000E+01
       3.20000    0.0000E+00
       7.00000    0.0000E+00


    LOAD FUNCTION NUMBER   =    4
    NUMBER OF TIME POINTS  =    5

    TIME VALUE      FUNCTION

       0.00000    0.0000E+00
       3.80000    0.0000E+00
       4.00000    0.1000E+01
       4.20000    0.0000E+00
       7.00000    0.0000E+00


    LOAD FUNCTION NUMBER   =    5
    NUMBER OF TIME POINTS  =    5

    TIME VALUE      FUNCTION

       0.00000    0.0000E+00
       4.80000    0.0000E+00
       5.00000    0.1000E+01
       5.20000    0.0000E+00
```

```
   7.00000    0.0000E+00


LOAD FUNCTION NUMBER   =    6
NUMBER OF TIME POINTS  =    5

TIME VALUE      FUNCTION

   0.00000    0.0000E+00
   5.80000    0.0000E+00
   6.00000    0.1000E+01
   6.20000    0.0000E+00
   7.00000    0.0000E+00


LOAD FUNCTION NUMBER   =    7
NUMBER OF TIME POINTS  =    4

TIME VALUE      FUNCTION

   0.00000    0.0000E+00
   0.80000    0.0000E+00
   1.00000    0.1000E+01
   7.00000    0.1000E+01


LOAD FUNCTION NUMBER   =    8
NUMBER OF TIME POINTS  =    4

TIME VALUE      FUNCTION

   0.00000    0.0000E+00
   1.80000    0.0000E+00
   2.00000    0.1000E+01
   7.00000    0.1000E+01


LOAD FUNCTION NUMBER   =    9
NUMBER OF TIME POINTS  =    4

TIME VALUE      FUNCTION

   0.00000    0.0000E+00
   2.80000    0.0000E+00
   3.00000    0.1000E+01
   7.00000    0.1000E+01


LOAD FUNCTION NUMBER   =   10
NUMBER OF TIME POINTS  =    4

TIME VALUE      FUNCTION

   0.00000    0.0000E+00
   3.80000    0.0000E+00
   4.00000    0.1000E+01
   7.00000    0.1000E+01


LOAD FUNCTION NUMBER   =   11
NUMBER OF TIME POINTS  =    4

TIME VALUE      FUNCTION

   0.00000    0.0000E+00
   4.80000    0.0000E+00
   5.00000    0.1000E+01
   7.00000    0.1000E+01
```

```
 LOAD FUNCTION NUMBER   =   12
 NUMBER OF TIME POINTS  =    4

 TIME VALUE      FUNCTION

    0.00000    0.0000E+00
    5.80000    0.0000E+00
    6.00000    0.1000E+01
    7.00000    0.1000E+01


NO. OF DISTRIBUTED LOAD CARDS     0
```

```
+-------------------------------------------------------------------------------------------------------------------------+
|                   PARATIEPLUS(TM)   NLS ENGINE RELEASE  2018.0    FULL VERSION  *Build date:Nov 13, 2017*              |
|                                                                                                                         |
|                          NewProject.BaseDesignSection_28.SLERaraFrequenteQuasiPermanente_1153                           |
|                                   Exe Time : 4 September 2018 18:02:09                                                  |
+-------------------------------------------------------------------------------------------------------------------------+
L O A D     B A L A N C E

STEP     1 TOTAL APPLIED LOAD IN DIR.  2  Y-DISPL.F       0.0000000
STEP     1 TOTAL APPLIED LOAD IN DIR.  4   X-ROT. F       0.0000000

STEP     2 TOTAL APPLIED LOAD IN DIR.  2  Y-DISPL.F       0.0000000
STEP     2 TOTAL APPLIED LOAD IN DIR.  4   X-ROT. F       0.0000000

STEP     3 TOTAL APPLIED LOAD IN DIR.  2  Y-DISPL.F       0.0000000
STEP     3 TOTAL APPLIED LOAD IN DIR.  4   X-ROT. F       0.0000000

STEP     4 TOTAL APPLIED LOAD IN DIR.  2  Y-DISPL.F       0.0000000
STEP     4 TOTAL APPLIED LOAD IN DIR.  4   X-ROT. F       0.0000000

STEP     5 TOTAL APPLIED LOAD IN DIR.  2  Y-DISPL.F       0.0000000
STEP     5 TOTAL APPLIED LOAD IN DIR.  4   X-ROT. F       0.0000000

STEP     6 TOTAL APPLIED LOAD IN DIR.  2  Y-DISPL.F       0.0000000
STEP     6 TOTAL APPLIED LOAD IN DIR.  4   X-ROT. F       0.0000000


                        LOAD INPUT SECTION COMPLETED
```

```
+-------------------------------------------------------------------------------------------------------------------------+
|                   PARATIEPLUS(TM)   NLS ENGINE RELEASE  2018.0    FULL VERSION  *Build date:Nov 13, 2017*              |
|                                                                                                                         |
|                          NewProject.BaseDesignSection_28.SLERaraFrequenteQuasiPermanente_1153                           |
|                                   Exe Time : 4 September 2018 18:02:09                                                  |
+-------------------------------------------------------------------------------------------------------------------------+


NO. OF LAYERS ..............................    3
NO. OF DATA PER LAYER.......................  100
```

```
+-------------------------------------------------------------------------------------------------------------------------+
|                   PARATIEPLUS(TM)   NLS ENGINE RELEASE  2018.0    FULL VERSION  *Build date:Nov 13, 2017*              |
|                                                                                                                         |
|                          NewProject.BaseDesignSection_28.SLERaraFrequenteQuasiPermanente_1153                           |
|                                   Exe Time : 4 September 2018 18:02:09                                                  |
+-------------------------------------------------------------------------------------------------------------------------+

LAYER DESCRIPTORS FOR STEP NO.    1


 NON ZERO LAYER DESCRIPTORS FOR LAYER NO.    1 FOR STEP NO.    1

ITEM NO.   1<NAME    >=  16.000     (BOTH WALLS)
ITEM NO.   2<NATURE  >=  1.0000     (BOTH WALLS)
ITEM NO.   3<LEVEL   >=  3.0000     (BOTH WALLS)
ITEM NO.   4<WALL    >=  1.0000     (BOTH WALLS)
ITEM NO.   5<GAMMAD  >=  19.000     (BOTH WALLS)
ITEM NO.   6<GAMMAB  >=  10.000     (BOTH WALLS)
ITEM NO.   7<GAMMAW  >=  10.000     (BOTH WALLS)
ITEM NO.   9<U-FRICT >=  38.000     (BOTH WALLS)
ITEM NO.  10<U-KA    >= 0.23800     WALL NO.        1
ITEM NO.  11<U-KP    >=  7.2320     WALL NO.        1
ITEM NO.  12<K0-NC   >= 0.50000     (BOTH WALLS)
ITEM NO.  13<NEXP    >= 0.50000     (BOTH WALLS)
ITEM NO.  14<OCR     >=  1.0000     (BOTH WALLS)
ITEM NO.  16<MODEL   >=  1.0000     (BOTH WALLS)
ITEM NO.  17<EVC     >=  15000.     (BOTH WALLS)
ITEM NO.  18<EUR     >=  45000.     (BOTH WALLS)
ITEM NO.  27<U-PERM  >= 0.10000E-03 (BOTH WALLS)
ITEM NO.  52<D-NATURE>=  1.0000     (BOTH WALLS)
ITEM NO.  53<D-LEVEL >=  0.0000     (BOTH WALLS)
ITEM NO.  59<D-FRICT >=  38.000     (BOTH WALLS)
ITEM NO.  60<D-KA    >= 0.23800     WALL NO.        1
ITEM NO.  61<D-KP    >=  7.2320     WALL NO.        1
ITEM NO.  77<D-PERM  >= 0.10000E-03 (BOTH WALLS)

 NON ZERO LAYER DESCRIPTORS FOR LAYER NO.    2 FOR STEP NO.    1

ITEM NO.   1<NAME    >=  17.000     (BOTH WALLS)
ITEM NO.   2<NATURE  >=  1.0000     (BOTH WALLS)
ITEM NO.   3<LEVEL   >=  0.0000     (BOTH WALLS)
ITEM NO.   4<WALL    >=  1.0000     (BOTH WALLS)
ITEM NO.   5<GAMMAD  >=  16.000     (BOTH WALLS)
ITEM NO.   6<GAMMAB  >=  6.0000     (BOTH WALLS)
ITEM NO.   7<GAMMAW  >=  10.000     (BOTH WALLS)
ITEM NO.   9<U-FRICT >=  30.000     (BOTH WALLS)
ITEM NO.  10<U-KA    >= 0.33300     WALL NO.        1
ITEM NO.  11<U-KP    >=  5.5480     WALL NO.        1
ITEM NO.  12<K0-NC   >= 0.50000     (BOTH WALLS)
ITEM NO.  13<NEXP    >= 0.50000     (BOTH WALLS)
ITEM NO.  14<OCR     >=  1.0000     (BOTH WALLS)
ITEM NO.  16<MODEL   >=  1.0000     (BOTH WALLS)
ITEM NO.  17<EVC     >=  30000.     (BOTH WALLS)
ITEM NO.  18<EUR     >=  48000.     (BOTH WALLS)
ITEM NO.  27<U-PERM  >= 0.10000E-04 (BOTH WALLS)
ITEM NO.  52<D-NATURE>=  1.0000     (BOTH WALLS)
ITEM NO.  53<D-LEVEL >=  0.0000     (BOTH WALLS)
ITEM NO.  59<D-FRICT >=  30.000     (BOTH WALLS)
ITEM NO.  60<D-KA    >= 0.33300     WALL NO.        1
ITEM NO.  61<D-KP    >=  4.2880     WALL NO.        1
ITEM NO.  77<D-PERM  >= 0.10000E-04 (BOTH WALLS)

 NON ZERO LAYER DESCRIPTORS FOR LAYER NO.    3 FOR STEP NO.    1

ITEM NO.   1<NAME    >=  18.000     (BOTH WALLS)
ITEM NO.   2<NATURE  >=  1.0000     (BOTH WALLS)
ITEM NO.   3<LEVEL   >= -5.0000     (BOTH WALLS)
ITEM NO.   4<WALL    >=  1.0000     (BOTH WALLS)
ITEM NO.   5<GAMMAD  >=  16.000     (BOTH WALLS)
ITEM NO.   6<GAMMAB  >=  6.0000     (BOTH WALLS)
ITEM NO.   7<GAMMAW  >=  10.000     (BOTH WALLS)
```

```
ITEM NO.   8<U-COHE  >=  1.0000     (BOTH WALLS)
ITEM NO.   9<U-FRICT >=  33.000     (BOTH WALLS)
ITEM NO.  10<U-KA    >= 0.29500     WALL NO.        1
ITEM NO.  11<U-KP    >=  6.6480     WALL NO.        1
ITEM NO.  12<K0-NC   >= 0.50000     (BOTH WALLS)
ITEM NO.  13<NEXP    >= 0.50000     (BOTH WALLS)
ITEM NO.  14<OCR     >=  1.0000     (BOTH WALLS)
ITEM NO.  16<MODEL   >=  1.0000     (BOTH WALLS)
ITEM NO.  17<EVC     >=  68000.     (BOTH WALLS)
ITEM NO.  18<EUR     >= 0.10880E+06 (BOTH WALLS)
ITEM NO.  27<U-PERM  >= 0.10000E-04 (BOTH WALLS)
ITEM NO.  52<D-NATURE>=  1.0000     (BOTH WALLS)
ITEM NO.  53<D-LEVEL >=  0.0000     (BOTH WALLS)
ITEM NO.  58<D-COHE  >=  1.0000     (BOTH WALLS)
ITEM NO.  59<D-FRICT >=  33.000     (BOTH WALLS)
ITEM NO.  60<D-KA    >= 0.29500     WALL NO.        1
ITEM NO.  61<D-KP    >=  5.1600     WALL NO.        1
ITEM NO.  77<D-PERM  >= 0.10000E-04 (BOTH WALLS)

LAYER DESCRIPTORS FOR STEP NO.    2


 NON ZERO LAYER DESCRIPTORS FOR LAYER NO.    1 FOR STEP NO.    2

ITEM NO.   1<NAME    >=  16.000     (BOTH WALLS)
ITEM NO.   2<NATURE  >=  1.0000     (BOTH WALLS)
ITEM NO.   3<LEVEL   >=  3.0000     (BOTH WALLS)
ITEM NO.   4<WALL    >=  1.0000     (BOTH WALLS)
ITEM NO.   5<GAMMAD  >=  19.000     (BOTH WALLS)
ITEM NO.   6<GAMMAB  >=  10.000     (BOTH WALLS)
ITEM NO.   7<GAMMAW  >=  10.000     (BOTH WALLS)
ITEM NO.   9<U-FRICT >=  38.000     (BOTH WALLS)
ITEM NO.  10<U-KA    >= 0.23800     WALL NO.        1
ITEM NO.  11<U-KP    >=  7.2320     WALL NO.        1
ITEM NO.  12<K0-NC   >= 0.50000     (BOTH WALLS)
ITEM NO.  13<NEXP    >= 0.50000     (BOTH WALLS)
ITEM NO.  14<OCR     >=  1.0000     (BOTH WALLS)
ITEM NO.  16<MODEL   >=  1.0000     (BOTH WALLS)
ITEM NO.  17<EVC     >=  15000.     (BOTH WALLS)
ITEM NO.  18<EUR     >=  45000.     (BOTH WALLS)
ITEM NO.  27<U-PERM  >= 0.10000E-03 (BOTH WALLS)
ITEM NO.  52<D-NATURE>=  1.0000     (BOTH WALLS)
ITEM NO.  53<D-LEVEL >=  0.0000     (BOTH WALLS)
ITEM NO.  59<D-FRICT >=  38.000     (BOTH WALLS)
ITEM NO.  60<D-KA    >= 0.23800     WALL NO.        1
ITEM NO.  61<D-KP    >=  7.2320     WALL NO.        1
ITEM NO.  77<D-PERM  >= 0.10000E-03 (BOTH WALLS)

 NON ZERO LAYER DESCRIPTORS FOR LAYER NO.    2 FOR STEP NO.    2

ITEM NO.   1<NAME    >=  17.000     (BOTH WALLS)
ITEM NO.   2<NATURE  >=  1.0000     (BOTH WALLS)
ITEM NO.   3<LEVEL   >=  0.0000     (BOTH WALLS)
ITEM NO.   4<WALL    >=  1.0000     (BOTH WALLS)
ITEM NO.   5<GAMMAD  >=  16.000     (BOTH WALLS)
ITEM NO.   6<GAMMAB  >=  6.0000     (BOTH WALLS)
ITEM NO.   7<GAMMAW  >=  10.000     (BOTH WALLS)
ITEM NO.   9<U-FRICT >=  30.000     (BOTH WALLS)
ITEM NO.  10<U-KA    >= 0.33300     WALL NO.        1
ITEM NO.  11<U-KP    >=  5.5480     WALL NO.        1
ITEM NO.  12<K0-NC   >= 0.50000     (BOTH WALLS)
ITEM NO.  13<NEXP    >= 0.50000     (BOTH WALLS)
ITEM NO.  14<OCR     >=  1.0000     (BOTH WALLS)
ITEM NO.  16<MODEL   >=  1.0000     (BOTH WALLS)
ITEM NO.  17<EVC     >=  30000.     (BOTH WALLS)
ITEM NO.  18<EUR     >=  48000.     (BOTH WALLS)
ITEM NO.  27<U-PERM  >= 0.10000E-04 (BOTH WALLS)
ITEM NO.  52<D-NATURE>=  1.0000     (BOTH WALLS)
ITEM NO.  53<D-LEVEL >=  0.0000     (BOTH WALLS)
ITEM NO.  59<D-FRICT >=  30.000     (BOTH WALLS)
ITEM NO.  60<D-KA    >= 0.33300     WALL NO.        1
ITEM NO.  61<D-KP    >=  4.2880     WALL NO.        1
ITEM NO.  77<D-PERM  >= 0.10000E-04 (BOTH WALLS)
```

```
 NON ZERO LAYER DESCRIPTORS FOR LAYER NO.    3 FOR STEP NO.    2

ITEM NO.   1<NAME    >=  18.000     (BOTH WALLS)
ITEM NO.   2<NATURE  >=  1.0000     (BOTH WALLS)
ITEM NO.   3<LEVEL   >= -5.0000     (BOTH WALLS)
ITEM NO.   4<WALL    >=  1.0000     (BOTH WALLS)
ITEM NO.   5<GAMMAD  >=  16.000     (BOTH WALLS)
ITEM NO.   6<GAMMAB  >=  6.0000     (BOTH WALLS)
ITEM NO.   7<GAMMAW  >=  10.000     (BOTH WALLS)
ITEM NO.   8<U-COHE  >=  1.0000     (BOTH WALLS)
ITEM NO.   9<U-FRICT >=  33.000     (BOTH WALLS)
ITEM NO.  10<U-KA    >= 0.29500     WALL NO.        1
ITEM NO.  11<U-KP    >=  6.6480     WALL NO.        1
ITEM NO.  12<K0-NC   >= 0.50000     (BOTH WALLS)
ITEM NO.  13<NEXP    >= 0.50000     (BOTH WALLS)
ITEM NO.  14<OCR     >=  1.0000     (BOTH WALLS)
ITEM NO.  16<MODEL   >=  1.0000     (BOTH WALLS)
ITEM NO.  17<EVC     >=  68000.     (BOTH WALLS)
ITEM NO.  18<EUR     >= 0.10880E+06 (BOTH WALLS)
ITEM NO.  27<U-PERM  >= 0.10000E-04 (BOTH WALLS)
ITEM NO.  52<D-NATURE>=  1.0000     (BOTH WALLS)
ITEM NO.  53<D-LEVEL >=  0.0000     (BOTH WALLS)
ITEM NO.  58<D-COHE  >=  1.0000     (BOTH WALLS)
ITEM NO.  59<D-FRICT >=  33.000     (BOTH WALLS)
ITEM NO.  60<D-KA    >= 0.29500     WALL NO.        1
ITEM NO.  61<D-KP    >=  5.1600     WALL NO.        1
ITEM NO.  77<D-PERM  >= 0.10000E-04 (BOTH WALLS)

LAYER DESCRIPTORS FOR STEP NO.    3


 NON ZERO LAYER DESCRIPTORS FOR LAYER NO.    1 FOR STEP NO.    3

ITEM NO.   1<NAME    >=  16.000     (BOTH WALLS)
ITEM NO.   2<NATURE  >=  1.0000     (BOTH WALLS)
ITEM NO.   3<LEVEL   >=  3.0000     (BOTH WALLS)
ITEM NO.   4<WALL    >=  1.0000     (BOTH WALLS)
ITEM NO.   5<GAMMAD  >=  19.000     (BOTH WALLS)
ITEM NO.   6<GAMMAB  >=  10.000     (BOTH WALLS)
ITEM NO.   7<GAMMAW  >=  10.000     (BOTH WALLS)
ITEM NO.   9<U-FRICT >=  38.000     (BOTH WALLS)
ITEM NO.  10<U-KA    >= 0.23800     WALL NO.        1
ITEM NO.  11<U-KP    >=  7.2320     WALL NO.        1
ITEM NO.  12<K0-NC   >= 0.50000     (BOTH WALLS)
ITEM NO.  13<NEXP    >= 0.50000     (BOTH WALLS)
ITEM NO.  14<OCR     >=  1.0000     (BOTH WALLS)
ITEM NO.  16<MODEL   >=  1.0000     (BOTH WALLS)
ITEM NO.  17<EVC     >=  15000.     (BOTH WALLS)
ITEM NO.  18<EUR     >=  45000.     (BOTH WALLS)
ITEM NO.  27<U-PERM  >= 0.10000E-03 (BOTH WALLS)
ITEM NO.  52<D-NATURE>=  1.0000     (BOTH WALLS)
ITEM NO.  53<D-LEVEL >=  0.0000     (BOTH WALLS)
ITEM NO.  59<D-FRICT >=  38.000     (BOTH WALLS)
ITEM NO.  60<D-KA    >= 0.23800     WALL NO.        1
ITEM NO.  61<D-KP    >=  7.2320     WALL NO.        1
ITEM NO.  77<D-PERM  >= 0.10000E-03 (BOTH WALLS)

 NON ZERO LAYER DESCRIPTORS FOR LAYER NO.    2 FOR STEP NO.    3

ITEM NO.   1<NAME    >=  17.000     (BOTH WALLS)
ITEM NO.   2<NATURE  >=  1.0000     (BOTH WALLS)
ITEM NO.   3<LEVEL   >=  0.0000     (BOTH WALLS)
ITEM NO.   4<WALL    >=  1.0000     (BOTH WALLS)
ITEM NO.   5<GAMMAD  >=  16.000     (BOTH WALLS)
ITEM NO.   6<GAMMAB  >=  6.0000     (BOTH WALLS)
ITEM NO.   7<GAMMAW  >=  10.000     (BOTH WALLS)
ITEM NO.   9<U-FRICT >=  30.000     (BOTH WALLS)
ITEM NO.  10<U-KA    >= 0.33300     WALL NO.        1
ITEM NO.  11<U-KP    >=  5.5480     WALL NO.        1
ITEM NO.  12<K0-NC   >= 0.50000     (BOTH WALLS)
ITEM NO.  13<NEXP    >= 0.50000     (BOTH WALLS)
ITEM NO.  14<OCR     >=  1.0000     (BOTH WALLS)
ITEM NO.  16<MODEL   >=  1.0000     (BOTH WALLS)
ITEM NO.  17<EVC     >=  30000.     (BOTH WALLS)
```

```
ITEM NO.  18<EUR     >=  48000.     (BOTH WALLS)
ITEM NO.  27<U-PERM  >= 0.10000E-04 (BOTH WALLS)
ITEM NO.  52<D-NATURE>=  1.0000     (BOTH WALLS)
ITEM NO.  53<D-LEVEL >=  0.0000     (BOTH WALLS)
ITEM NO.  59<D-FRICT >=  30.000     (BOTH WALLS)
ITEM NO.  60<D-KA    >= 0.33300     WALL NO.        1
ITEM NO.  61<D-KP    >=  4.2880     WALL NO.        1
ITEM NO.  77<D-PERM  >= 0.10000E-04 (BOTH WALLS)

 NON ZERO LAYER DESCRIPTORS FOR LAYER NO.    3 FOR STEP NO.    3

ITEM NO.   1<NAME    >=  18.000     (BOTH WALLS)
ITEM NO.   2<NATURE  >=  1.0000     (BOTH WALLS)
ITEM NO.   3<LEVEL   >= -5.0000     (BOTH WALLS)
ITEM NO.   4<WALL    >=  1.0000     (BOTH WALLS)
ITEM NO.   5<GAMMAD  >=  16.000     (BOTH WALLS)
ITEM NO.   6<GAMMAB  >=  6.0000     (BOTH WALLS)
ITEM NO.   7<GAMMAW  >=  10.000     (BOTH WALLS)
ITEM NO.   8<U-COHE  >=  1.0000     (BOTH WALLS)
ITEM NO.   9<U-FRICT >=  33.000     (BOTH WALLS)
ITEM NO.  10<U-KA    >= 0.29500     WALL NO.        1
ITEM NO.  11<U-KP    >=  6.6480     WALL NO.        1
ITEM NO.  12<K0-NC   >= 0.50000     (BOTH WALLS)
ITEM NO.  13<NEXP    >= 0.50000     (BOTH WALLS)
ITEM NO.  14<OCR     >=  1.0000     (BOTH WALLS)
ITEM NO.  16<MODEL   >=  1.0000     (BOTH WALLS)
ITEM NO.  17<EVC     >=  68000.     (BOTH WALLS)
ITEM NO.  18<EUR     >= 0.10880E+06 (BOTH WALLS)
ITEM NO.  27<U-PERM  >= 0.10000E-04 (BOTH WALLS)
ITEM NO.  52<D-NATURE>=  1.0000     (BOTH WALLS)
ITEM NO.  53<D-LEVEL >=  0.0000     (BOTH WALLS)
ITEM NO.  58<D-COHE  >=  1.0000     (BOTH WALLS)
ITEM NO.  59<D-FRICT >=  33.000     (BOTH WALLS)
ITEM NO.  60<D-KA    >= 0.29500     WALL NO.        1
ITEM NO.  61<D-KP    >=  5.1600     WALL NO.        1
ITEM NO.  77<D-PERM  >= 0.10000E-04 (BOTH WALLS)

LAYER DESCRIPTORS FOR STEP NO.    4


 NON ZERO LAYER DESCRIPTORS FOR LAYER NO.    1 FOR STEP NO.    4

ITEM NO.   1<NAME    >=  16.000     (BOTH WALLS)
ITEM NO.   2<NATURE  >=  1.0000     (BOTH WALLS)
ITEM NO.   3<LEVEL   >=  3.0000     (BOTH WALLS)
ITEM NO.   4<WALL    >=  1.0000     (BOTH WALLS)
ITEM NO.   5<GAMMAD  >=  19.000     (BOTH WALLS)
ITEM NO.   6<GAMMAB  >=  10.000     (BOTH WALLS)
ITEM NO.   7<GAMMAW  >=  10.000     (BOTH WALLS)
ITEM NO.   9<U-FRICT >=  38.000     (BOTH WALLS)
ITEM NO.  10<U-KA    >= 0.23800     WALL NO.        1
ITEM NO.  11<U-KP    >=  7.2320     WALL NO.        1
ITEM NO.  12<K0-NC   >= 0.50000     (BOTH WALLS)
ITEM NO.  13<NEXP    >= 0.50000     (BOTH WALLS)
ITEM NO.  14<OCR     >=  1.0000     (BOTH WALLS)
ITEM NO.  16<MODEL   >=  1.0000     (BOTH WALLS)
ITEM NO.  17<EVC     >=  15000.     (BOTH WALLS)
ITEM NO.  18<EUR     >=  45000.     (BOTH WALLS)
ITEM NO.  27<U-PERM  >= 0.10000E-03 (BOTH WALLS)
ITEM NO.  52<D-NATURE>=  1.0000     (BOTH WALLS)
ITEM NO.  53<D-LEVEL >=  0.0000     (BOTH WALLS)
ITEM NO.  59<D-FRICT >=  38.000     (BOTH WALLS)
ITEM NO.  60<D-KA    >= 0.23800     WALL NO.        1
ITEM NO.  61<D-KP    >=  7.2320     WALL NO.        1
ITEM NO.  77<D-PERM  >= 0.10000E-03 (BOTH WALLS)

 NON ZERO LAYER DESCRIPTORS FOR LAYER NO.    2 FOR STEP NO.    4

ITEM NO.   1<NAME    >=  17.000     (BOTH WALLS)
ITEM NO.   2<NATURE  >=  1.0000     (BOTH WALLS)
ITEM NO.   3<LEVEL   >=  0.0000     (BOTH WALLS)
ITEM NO.   4<WALL    >=  1.0000     (BOTH WALLS)
ITEM NO.   5<GAMMAD  >=  16.000     (BOTH WALLS)
ITEM NO.   6<GAMMAB  >=  6.0000     (BOTH WALLS)
```

```
ITEM NO.   7<GAMMAW  >=  10.000     (BOTH WALLS)
ITEM NO.   9<U-FRICT >=  30.000     (BOTH WALLS)
ITEM NO.  10<U-KA    >= 0.33300     WALL NO.        1
ITEM NO.  11<U-KP    >=  5.5480     WALL NO.        1
ITEM NO.  12<K0-NC   >= 0.50000     (BOTH WALLS)
ITEM NO.  13<NEXP    >= 0.50000     (BOTH WALLS)
ITEM NO.  14<OCR     >=  1.0000     (BOTH WALLS)
ITEM NO.  16<MODEL   >=  1.0000     (BOTH WALLS)
ITEM NO.  17<EVC     >=  30000.     (BOTH WALLS)
ITEM NO.  18<EUR     >=  48000.     (BOTH WALLS)
ITEM NO.  27<U-PERM  >= 0.10000E-04 (BOTH WALLS)
ITEM NO.  52<D-NATURE>=  1.0000     (BOTH WALLS)
ITEM NO.  53<D-LEVEL >=  0.0000     (BOTH WALLS)
ITEM NO.  59<D-FRICT >=  30.000     (BOTH WALLS)
ITEM NO.  60<D-KA    >= 0.33300     WALL NO.        1
ITEM NO.  61<D-KP    >=  4.2880     WALL NO.        1
ITEM NO.  77<D-PERM  >= 0.10000E-04 (BOTH WALLS)

 NON ZERO LAYER DESCRIPTORS FOR LAYER NO.    3 FOR STEP NO.    4

ITEM NO.   1<NAME    >=  18.000     (BOTH WALLS)
ITEM NO.   2<NATURE  >=  1.0000     (BOTH WALLS)
ITEM NO.   3<LEVEL   >= -5.0000     (BOTH WALLS)
ITEM NO.   4<WALL    >=  1.0000     (BOTH WALLS)
ITEM NO.   5<GAMMAD  >=  16.000     (BOTH WALLS)
ITEM NO.   6<GAMMAB  >=  6.0000     (BOTH WALLS)
ITEM NO.   7<GAMMAW  >=  10.000     (BOTH WALLS)
ITEM NO.   8<U-COHE  >=  1.0000     (BOTH WALLS)
ITEM NO.   9<U-FRICT >=  33.000     (BOTH WALLS)
ITEM NO.  10<U-KA    >= 0.29500     WALL NO.        1
ITEM NO.  11<U-KP    >=  6.6480     WALL NO.        1
ITEM NO.  12<K0-NC   >= 0.50000     (BOTH WALLS)
ITEM NO.  13<NEXP    >= 0.50000     (BOTH WALLS)
ITEM NO.  14<OCR     >=  1.0000     (BOTH WALLS)
ITEM NO.  16<MODEL   >=  1.0000     (BOTH WALLS)
ITEM NO.  17<EVC     >=  68000.     (BOTH WALLS)
ITEM NO.  18<EUR     >= 0.10880E+06 (BOTH WALLS)
ITEM NO.  27<U-PERM  >= 0.10000E-04 (BOTH WALLS)
ITEM NO.  52<D-NATURE>=  1.0000     (BOTH WALLS)
ITEM NO.  53<D-LEVEL >=  0.0000     (BOTH WALLS)
ITEM NO.  58<D-COHE  >=  1.0000     (BOTH WALLS)
ITEM NO.  59<D-FRICT >=  33.000     (BOTH WALLS)
ITEM NO.  60<D-KA    >= 0.29500     WALL NO.        1
ITEM NO.  61<D-KP    >=  5.1600     WALL NO.        1
ITEM NO.  77<D-PERM  >= 0.10000E-04 (BOTH WALLS)

LAYER DESCRIPTORS FOR STEP NO.    5

 NON ZERO LAYER DESCRIPTORS FOR LAYER NO.    1 FOR STEP NO.    5

ITEM NO.   1<NAME    >=  16.000     (BOTH WALLS)
ITEM NO.   2<NATURE  >=  1.0000     (BOTH WALLS)
ITEM NO.   3<LEVEL   >=  3.0000     (BOTH WALLS)
ITEM NO.   4<WALL    >=  1.0000     (BOTH WALLS)
ITEM NO.   5<GAMMAD  >=  19.000     (BOTH WALLS)
ITEM NO.   6<GAMMAB  >=  10.000     (BOTH WALLS)
ITEM NO.   7<GAMMAW  >=  10.000     (BOTH WALLS)
ITEM NO.   9<U-FRICT >=  38.000     (BOTH WALLS)
ITEM NO.  10<U-KA    >= 0.23800     WALL NO.        1
ITEM NO.  11<U-KP    >=  7.2320     WALL NO.        1
ITEM NO.  12<K0-NC   >= 0.50000     (BOTH WALLS)
ITEM NO.  13<NEXP    >= 0.50000     (BOTH WALLS)
ITEM NO.  14<OCR     >=  1.0000     (BOTH WALLS)
ITEM NO.  16<MODEL   >=  1.0000     (BOTH WALLS)
ITEM NO.  17<EVC     >=  15000.     (BOTH WALLS)
ITEM NO.  18<EUR     >=  45000.     (BOTH WALLS)
ITEM NO.  27<U-PERM  >= 0.10000E-03 (BOTH WALLS)
ITEM NO.  52<D-NATURE>=  1.0000     (BOTH WALLS)
ITEM NO.  53<D-LEVEL >=  0.0000     (BOTH WALLS)
ITEM NO.  59<D-FRICT >=  38.000     (BOTH WALLS)
ITEM NO.  60<D-KA    >= 0.23800     WALL NO.        1
ITEM NO.  61<D-KP    >=  7.2320     WALL NO.        1
ITEM NO.  77<D-PERM  >= 0.10000E-03 (BOTH WALLS)
```

```
 NON ZERO LAYER DESCRIPTORS FOR LAYER NO.    2 FOR STEP NO.    5

ITEM NO.   1<NAME    >=  17.000     (BOTH WALLS)
ITEM NO.   2<NATURE  >=  1.0000     (BOTH WALLS)
ITEM NO.   3<LEVEL   >=  0.0000     (BOTH WALLS)
ITEM NO.   4<WALL    >=  1.0000     (BOTH WALLS)
ITEM NO.   5<GAMMAD  >=  16.000     (BOTH WALLS)
ITEM NO.   6<GAMMAB  >=  6.0000     (BOTH WALLS)
ITEM NO.   7<GAMMAW  >=  10.000     (BOTH WALLS)
ITEM NO.   9<U-FRICT >=  30.000     (BOTH WALLS)
ITEM NO.  10<U-KA    >= 0.33300     WALL NO.        1
ITEM NO.  11<U-KP    >=  5.5480     WALL NO.        1
ITEM NO.  12<K0-NC   >= 0.50000     (BOTH WALLS)
ITEM NO.  13<NEXP    >= 0.50000     (BOTH WALLS)
ITEM NO.  14<OCR     >=  1.0000     (BOTH WALLS)
ITEM NO.  16<MODEL   >=  1.0000     (BOTH WALLS)
ITEM NO.  17<EVC     >=  30000.     (BOTH WALLS)
ITEM NO.  18<EUR     >=  48000.     (BOTH WALLS)
ITEM NO.  27<U-PERM  >= 0.10000E-04 (BOTH WALLS)
ITEM NO.  52<D-NATURE>=  1.0000     (BOTH WALLS)
ITEM NO.  53<D-LEVEL >=  0.0000     (BOTH WALLS)
ITEM NO.  59<D-FRICT >=  30.000     (BOTH WALLS)
ITEM NO.  60<D-KA    >= 0.33300     WALL NO.        1
ITEM NO.  61<D-KP    >=  4.2880     WALL NO.        1
ITEM NO.  77<D-PERM  >= 0.10000E-04 (BOTH WALLS)

 NON ZERO LAYER DESCRIPTORS FOR LAYER NO.    3 FOR STEP NO.    5

ITEM NO.   1<NAME    >=  18.000     (BOTH WALLS)
ITEM NO.   2<NATURE  >=  1.0000     (BOTH WALLS)
ITEM NO.   3<LEVEL   >= -5.0000     (BOTH WALLS)
ITEM NO.   4<WALL    >=  1.0000     (BOTH WALLS)
ITEM NO.   5<GAMMAD  >=  16.000     (BOTH WALLS)
ITEM NO.   6<GAMMAB  >=  6.0000     (BOTH WALLS)
ITEM NO.   7<GAMMAW  >=  10.000     (BOTH WALLS)
ITEM NO.   8<U-COHE  >=  1.0000     (BOTH WALLS)
ITEM NO.   9<U-FRICT >=  33.000     (BOTH WALLS)
ITEM NO.  10<U-KA    >= 0.29500     WALL NO.        1
ITEM NO.  11<U-KP    >=  6.6480     WALL NO.        1
ITEM NO.  12<K0-NC   >= 0.50000     (BOTH WALLS)
ITEM NO.  13<NEXP    >= 0.50000     (BOTH WALLS)
ITEM NO.  14<OCR     >=  1.0000     (BOTH WALLS)
ITEM NO.  16<MODEL   >=  1.0000     (BOTH WALLS)
ITEM NO.  17<EVC     >=  68000.     (BOTH WALLS)
ITEM NO.  18<EUR     >= 0.10880E+06 (BOTH WALLS)
ITEM NO.  27<U-PERM  >= 0.10000E-04 (BOTH WALLS)
ITEM NO.  52<D-NATURE>=  1.0000     (BOTH WALLS)
ITEM NO.  53<D-LEVEL >=  0.0000     (BOTH WALLS)
ITEM NO.  58<D-COHE  >=  1.0000     (BOTH WALLS)
ITEM NO.  59<D-FRICT >=  33.000     (BOTH WALLS)
ITEM NO.  60<D-KA    >= 0.29500     WALL NO.        1
ITEM NO.  61<D-KP    >=  5.1600     WALL NO.        1
ITEM NO.  77<D-PERM  >= 0.10000E-04 (BOTH WALLS)

LAYER DESCRIPTORS FOR STEP NO.    6

 NON ZERO LAYER DESCRIPTORS FOR LAYER NO.    1 FOR STEP NO.    6

ITEM NO.   1<NAME    >=  16.000     (BOTH WALLS)
ITEM NO.   2<NATURE  >=  1.0000     (BOTH WALLS)
ITEM NO.   3<LEVEL   >=  3.0000     (BOTH WALLS)
ITEM NO.   4<WALL    >=  1.0000     (BOTH WALLS)
ITEM NO.   5<GAMMAD  >=  19.000     (BOTH WALLS)
ITEM NO.   6<GAMMAB  >=  10.000     (BOTH WALLS)
ITEM NO.   7<GAMMAW  >=  10.000     (BOTH WALLS)
ITEM NO.   9<U-FRICT >=  38.000     (BOTH WALLS)
ITEM NO.  10<U-KA    >= 0.23800     WALL NO.        1
ITEM NO.  11<U-KP    >=  7.2320     WALL NO.        1
ITEM NO.  12<K0-NC   >= 0.50000     (BOTH WALLS)
ITEM NO.  13<NEXP    >= 0.50000     (BOTH WALLS)
ITEM NO.  14<OCR     >=  1.0000     (BOTH WALLS)
ITEM NO.  16<MODEL   >=  1.0000     (BOTH WALLS)
```

```
ITEM NO.  17<EVC     >=  15000.     (BOTH WALLS)
ITEM NO.  18<EUR     >=  45000.     (BOTH WALLS)
ITEM NO.  27<U-PERM  >= 0.10000E-03 (BOTH WALLS)
ITEM NO.  52<D-NATURE>=  1.0000     (BOTH WALLS)
ITEM NO.  53<D-LEVEL >=  0.0000     (BOTH WALLS)
ITEM NO.  59<D-FRICT >=  38.000     (BOTH WALLS)
ITEM NO.  60<D-KA    >= 0.23800     WALL NO.        1
ITEM NO.  61<D-KP    >=  7.2320     WALL NO.        1
ITEM NO.  77<D-PERM  >= 0.10000E-03 (BOTH WALLS)

 NON ZERO LAYER DESCRIPTORS FOR LAYER NO.    2 FOR STEP NO.    6

ITEM NO.   1<NAME    >=  17.000     (BOTH WALLS)
ITEM NO.   2<NATURE  >=  1.0000     (BOTH WALLS)
ITEM NO.   3<LEVEL   >=  0.0000     (BOTH WALLS)
ITEM NO.   4<WALL    >=  1.0000     (BOTH WALLS)
ITEM NO.   5<GAMMAD  >=  16.000     (BOTH WALLS)
ITEM NO.   6<GAMMAB  >=  6.0000     (BOTH WALLS)
ITEM NO.   7<GAMMAW  >=  10.000     (BOTH WALLS)
ITEM NO.   9<U-FRICT >=  30.000     (BOTH WALLS)
ITEM NO.  10<U-KA    >= 0.33300     WALL NO.        1
ITEM NO.  11<U-KP    >=  5.5480     WALL NO.        1
ITEM NO.  12<K0-NC   >= 0.50000     (BOTH WALLS)
ITEM NO.  13<NEXP    >= 0.50000     (BOTH WALLS)
ITEM NO.  14<OCR     >=  1.0000     (BOTH WALLS)
ITEM NO.  16<MODEL   >=  1.0000     (BOTH WALLS)
ITEM NO.  17<EVC     >=  30000.     (BOTH WALLS)
ITEM NO.  18<EUR     >=  48000.     (BOTH WALLS)
ITEM NO.  27<U-PERM  >= 0.10000E-04 (BOTH WALLS)
ITEM NO.  52<D-NATURE>=  1.0000     (BOTH WALLS)
ITEM NO.  53<D-LEVEL >=  0.0000     (BOTH WALLS)
ITEM NO.  59<D-FRICT >=  30.000     (BOTH WALLS)
ITEM NO.  60<D-KA    >= 0.33300     WALL NO.        1
ITEM NO.  61<D-KP    >=  4.2880     WALL NO.        1
ITEM NO.  77<D-PERM  >= 0.10000E-04 (BOTH WALLS)

 NON ZERO LAYER DESCRIPTORS FOR LAYER NO.    3 FOR STEP NO.    6

ITEM NO.   1<NAME    >=  18.000     (BOTH WALLS)
ITEM NO.   2<NATURE  >=  1.0000     (BOTH WALLS)
ITEM NO.   3<LEVEL   >= -5.0000     (BOTH WALLS)
ITEM NO.   4<WALL    >=  1.0000     (BOTH WALLS)
ITEM NO.   5<GAMMAD  >=  16.000     (BOTH WALLS)
ITEM NO.   6<GAMMAB  >=  6.0000     (BOTH WALLS)
ITEM NO.   7<GAMMAW  >=  10.000     (BOTH WALLS)
ITEM NO.   8<U-COHE  >=  1.0000     (BOTH WALLS)
ITEM NO.   9<U-FRICT >=  33.000     (BOTH WALLS)
ITEM NO.  10<U-KA    >= 0.29500     WALL NO.        1
ITEM NO.  11<U-KP    >=  6.6480     WALL NO.        1
ITEM NO.  12<K0-NC   >= 0.50000     (BOTH WALLS)
ITEM NO.  13<NEXP    >= 0.50000     (BOTH WALLS)
ITEM NO.  14<OCR     >=  1.0000     (BOTH WALLS)
ITEM NO.  16<MODEL   >=  1.0000     (BOTH WALLS)
ITEM NO.  17<EVC     >=  68000.     (BOTH WALLS)
ITEM NO.  18<EUR     >= 0.10880E+06 (BOTH WALLS)
ITEM NO.  27<U-PERM  >= 0.10000E-04 (BOTH WALLS)
ITEM NO.  52<D-NATURE>=  1.0000     (BOTH WALLS)
ITEM NO.  53<D-LEVEL >=  0.0000     (BOTH WALLS)
ITEM NO.  58<D-COHE  >=  1.0000     (BOTH WALLS)
ITEM NO.  59<D-FRICT >=  33.000     (BOTH WALLS)
ITEM NO.  60<D-KA    >= 0.29500     WALL NO.        1
ITEM NO.  61<D-KP    >=  5.1600     WALL NO.        1
ITEM NO.  77<D-PERM  >= 0.10000E-04 (BOTH WALLS)


DEFAULT WATER UNIT WEIGHT =  10.000
AVERAGED ON    18 VALUES
```

```
+-----------------------------------------------------------------------------------------------------------------------+
|                   PARATIEPLUS(TM)   NLS ENGINE RELEASE  2018.0    FULL VERSION  *Build date:Nov 13, 2017*              |
|                                                                                                                       |
|                          NewProject.BaseDesignSection_28.SLERaraFrequenteQuasiPermanente_1153                          |
|                                   Exe Time : 4 September 2018 18:02:09                                                |
+-----------------------------------------------------------------------------------------------------------------------+

PHASE DESCRIPTORS


STEP  NO.     1
                                        LEFT WALL    RIGHT WALL
Y                                        0.000       -0.9990E+30
Z-PC                                     0.000         0.000
Z-EXCAVATION                             0.000         0.000
Z-WATER_TABLE                           -18.00       -0.9990E+30
Q_AT_THE_FREE_FIELD_LEVEL                0.000         0.000
ZQ                                       0.000         0.000
DZW_OF_THE_WATER_TABLE                   0.000         0.000
QS_ON_THE_EXCAVATION_SIDE                0.000         0.000
ZQS                                     -0.9990E+30   -0.9990E+30
ZCUT                                     0.000         0.000
BALANCE LEVEL FOR PORE PRESSURES        -9.500        -9.500
WATER_BEHAVIOUR_FLAG (LINING OPT)        0.000         0.000
PORE_UPDATE_FLAG                         0.000         0.000
PORE_TAB. _FLAG (gt.0= use tabs)         0.000         0.000
lateral thrusts reduction elevatio       0.000         0.000
Downhill reduction factor for effe       0.000         0.000
Downhill reduction factor for pore       0.000         0.000
Uphill reduction factor for effect       0.000         0.000
Uphill reduction factor for pore p       0.000         0.000
SEISMIC HORIZONTAL ACCEL. Kh [g]         0.000         0.000
UPHILL VERTICAL ACCEL.  Kv_uh [g]        0.000         0.000
DOWNHILL VERTICAL ACCEL.Kv_dh [g]        0.000         0.000
UPHILL BETA ANGLE (SLOPE) [deg]          0.000         0.000
UPHILL DELTA/PHI RATIO                   0.000         0.000
DOWNHILL BETA ANGLE (SLOPE) [deg]        0.000         0.000
DOWNHILL DELTA/PHI RATIO                 0.000         0.000
DYN.WATER BEHAVIOUR                      0.000         0.000
Excess pore pressure RATIO Ru            0.000         0.000
SEISMIC PRESSURE LOWER VALUE             0.000         0.000
SEISMIC PRESSURE UPPER VALUE             0.000         0.000
SEISMIC PRESSURE LOWER LEVEL             0.000         0.000
SEISMIC PRESSURE UPPER LEVEL             0.000         0.000

=====================================================================================================end of step    1


STEP  NO.     2
                                        LEFT WALL    RIGHT WALL
Y                                        0.000       -0.9990E+30
Z-PC                                     0.000         0.000
Z-EXCAVATION                            -1.000         0.000
Z-WATER_TABLE                           -18.00       -0.9990E+30
Q_AT_THE_FREE_FIELD_LEVEL                0.000         0.000
ZQ                                       0.000         0.000
DZW_OF_THE_WATER_TABLE                   0.000         0.000
QS_ON_THE_EXCAVATION_SIDE                0.000         0.000
ZQS                                     -0.9990E+30   -0.9990E+30
ZCUT                                     0.000         0.000
BALANCE LEVEL FOR PORE PRESSURES        -9.500        -9.500
WATER_BEHAVIOUR_FLAG (LINING OPT)        0.000         0.000
PORE_UPDATE_FLAG                         0.000         0.000
PORE_TAB. _FLAG (gt.0= use tabs)         0.000         0.000
lateral thrusts reduction elevatio       0.000         0.000
Downhill reduction factor for effe       0.000         0.000
Downhill reduction factor for pore       0.000         0.000
Uphill reduction factor for effect       0.000         0.000
Uphill reduction factor for pore p       0.000         0.000
SEISMIC HORIZONTAL ACCEL. Kh [g]         0.000         0.000
UPHILL VERTICAL ACCEL.  Kv_uh [g]        0.000         0.000
```

DOWNHILL VERTICAL ACCEL.Kv_dh [g]	0.000	0.000
UPHILL BETA ANGLE (SLOPE) [deg]	0.000	0.000
UPHILL DELTA/PHI RATIO	0.000	0.000
DOWNHILL BETA ANGLE (SLOPE) [deg]	0.000	0.000
DOWNHILL DELTA/PHI RATIO	0.000	0.000
DYN.WATER BEHAVIOUR	0.000	0.000
Excess pore pressure RATIO Ru	0.000	0.000
SEISMIC PRESSURE LOWER VALUE	0.000	0.000
SEISMIC PRESSURE UPPER VALUE	0.000	0.000
SEISMIC PRESSURE LOWER LEVEL	0.000	0.000
SEISMIC PRESSURE UPPER LEVEL	0.000	0.000

==========end of step 2

STEP NO. 3

	LEFT WALL	RIGHT WALL
Y	0.000	-0.9990E+30
Z-PC	0.000	0.000
Z-EXCAVATION	-1.000	0.000
Z-WATER_TABLE	-18.00	-0.9990E+30
Q_AT_THE_FREE_FIELD_LEVEL	0.000	0.000
ZQ	0.000	0.000
DZW_OF_THE_WATER_TABLE	0.000	0.000
QS_ON_THE_EXCAVATION_SIDE	0.000	0.000
ZQS	-0.9990E+30	-0.9990E+30
ZCUT	0.000	0.000
BALANCE LEVEL FOR PORE PRESSURES	-9.500	-9.500
WATER_BEHAVIOUR_FLAG (LINING OPT)	0.000	0.000
PORE_UPDATE_FLAG	0.000	0.000
PORE_TAB. _FLAG (gt.0= use tabs)	0.000	0.000
lateral thrusts reduction elevatio	0.000	0.000
Downhill reduction factor for effe	0.000	0.000
Downhill reduction factor for pore	0.000	0.000
Uphill reduction factor for effect	0.000	0.000
Uphill reduction factor for pore p	0.000	0.000
SEISMIC HORIZONTAL ACCEL. Kh [g]	0.000	0.000
UPHILL VERTICAL ACCEL. Kv_uh [g]	0.000	0.000
DOWNHILL VERTICAL ACCEL.Kv_dh [g]	0.000	0.000
UPHILL BETA ANGLE (SLOPE) [deg]	0.000	0.000
UPHILL DELTA/PHI RATIO	0.000	0.000
DOWNHILL BETA ANGLE (SLOPE) [deg]	0.000	0.000
DOWNHILL DELTA/PHI RATIO	0.000	0.000
DYN.WATER BEHAVIOUR	0.000	0.000
Excess pore pressure RATIO Ru	0.000	0.000
SEISMIC PRESSURE LOWER VALUE	0.000	0.000
SEISMIC PRESSURE UPPER VALUE	0.000	0.000
SEISMIC PRESSURE LOWER LEVEL	0.000	0.000
SEISMIC PRESSURE UPPER LEVEL	0.000	0.000

==========end of step 3

STEP NO. 4

	LEFT WALL	RIGHT WALL
Y	0.000	-0.9990E+30
Z-PC	0.000	0.000
Z-EXCAVATION	-5.600	0.000
Z-WATER_TABLE	-18.00	-0.9990E+30
Q_AT_THE_FREE_FIELD_LEVEL	0.000	0.000
ZQ	0.000	0.000
DZW_OF_THE_WATER_TABLE	0.000	0.000
QS_ON_THE_EXCAVATION_SIDE	0.000	0.000
ZQS	-0.9990E+30	-0.9990E+30
ZCUT	0.000	0.000
BALANCE LEVEL FOR PORE PRESSURES	-9.500	-9.500
WATER_BEHAVIOUR_FLAG (LINING OPT)	0.000	0.000
PORE_UPDATE_FLAG	0.000	0.000
PORE_TAB. _FLAG (gt.0= use tabs)	0.000	0.000
lateral thrusts reduction elevatio	0.000	0.000
Downhill reduction factor for effe	0.000	0.000
Downhill reduction factor for pore	0.000	0.000
Uphill reduction factor for effect	0.000	0.000
Uphill reduction factor for pore p	0.000	0.000

SEISMIC HORIZONTAL ACCEL. Kh [g]	0.000	0.000
UPHILL VERTICAL ACCEL. Kv_uh [g]	0.000	0.000
DOWNHILL VERTICAL ACCEL.Kv_dh [g]	0.000	0.000
UPHILL BETA ANGLE (SLOPE) [deg]	0.000	0.000
UPHILL DELTA/PHI RATIO	0.000	0.000
DOWNHILL BETA ANGLE (SLOPE) [deg]	0.000	0.000
DOWNHILL DELTA/PHI RATIO	0.000	0.000
DYN.WATER BEHAVIOUR	0.000	0.000
Excess pore pressure RATIO Ru	0.000	0.000
SEISMIC PRESSURE LOWER VALUE	0.000	0.000
SEISMIC PRESSURE UPPER VALUE	0.000	0.000
SEISMIC PRESSURE LOWER LEVEL	0.000	0.000
SEISMIC PRESSURE UPPER LEVEL	0.000	0.000

==========end of step 4

STEP NO. 5

	LEFT WALL	RIGHT WALL
Y	0.000	-0.9990E+30
Z-PC	0.000	0.000
Z-EXCAVATION	-5.100	0.000
Z-WATER_TABLE	-18.00	-0.9990E+30
Q_AT_THE_FREE_FIELD_LEVEL	0.000	0.000
ZQ	0.000	0.000
DZW_OF_THE_WATER_TABLE	0.000	0.000
QS_ON_THE_EXCAVATION_SIDE	0.000	0.000
ZQS	-0.9990E+30	-0.9990E+30
ZCUT	0.000	0.000
BALANCE LEVEL FOR PORE PRESSURES	-9.500	-9.500
WATER_BEHAVIOUR_FLAG (LINING OPT)	0.000	0.000
PORE_UPDATE_FLAG	0.000	0.000
PORE_TAB. _FLAG (gt.0= use tabs)	0.000	0.000
lateral thrusts reduction elevatio	0.000	0.000
Downhill reduction factor for effe	0.000	0.000
Downhill reduction factor for pore	0.000	0.000
Uphill reduction factor for effect	0.000	0.000
Uphill reduction factor for pore p	0.000	0.000
SEISMIC HORIZONTAL ACCEL. Kh [g]	0.000	0.000
UPHILL VERTICAL ACCEL. Kv_uh [g]	0.000	0.000
DOWNHILL VERTICAL ACCEL.Kv_dh [g]	0.000	0.000
UPHILL BETA ANGLE (SLOPE) [deg]	0.000	0.000
UPHILL DELTA/PHI RATIO	0.000	0.000
DOWNHILL BETA ANGLE (SLOPE) [deg]	0.000	0.000
DOWNHILL DELTA/PHI RATIO	0.000	0.000
DYN.WATER BEHAVIOUR	0.000	0.000
Excess pore pressure RATIO Ru	0.000	0.000
SEISMIC PRESSURE LOWER VALUE	0.000	0.000
SEISMIC PRESSURE UPPER VALUE	0.000	0.000
SEISMIC PRESSURE LOWER LEVEL	0.000	0.000
SEISMIC PRESSURE UPPER LEVEL	0.000	0.000

==========end of step 5

STEP NO. 6

	LEFT WALL	RIGHT WALL
Y	0.000	-0.9990E+30
Z-PC	0.000	0.000
Z-EXCAVATION	-5.100	0.000
Z-WATER_TABLE	-18.00	-0.9990E+30
Q_AT_THE_FREE_FIELD_LEVEL	0.000	0.000
ZQ	0.000	0.000
DZW_OF_THE_WATER_TABLE	0.000	0.000
QS_ON_THE_EXCAVATION_SIDE	0.000	0.000
ZQS	-0.9990E+30	-0.9990E+30
ZCUT	0.000	0.000
BALANCE LEVEL FOR PORE PRESSURES	-9.500	-9.500
WATER_BEHAVIOUR_FLAG (LINING OPT)	0.000	0.000
PORE_UPDATE_FLAG	0.000	0.000
PORE_TAB. _FLAG (gt.0= use tabs)	0.000	0.000
lateral thrusts reduction elevatio	0.000	0.000
Downhill reduction factor for effe	0.000	0.000
Downhill reduction factor for pore	0.000	0.000

```
Uphill reduction factor for effect      0.000         0.000
Uphill reduction factor for pore p      0.000         0.000
SEISMIC HORIZONTAL ACCEL. Kh [g]        0.000         0.000
UPHILL VERTICAL ACCEL.  Kv_uh [g]       0.000         0.000
DOWNHILL VERTICAL ACCEL.Kv_dh [g]       0.000         0.000
UPHILL BETA ANGLE (SLOPE) [deg]         0.000         0.000
UPHILL DELTA/PHI RATIO                  0.000         0.000
DOWNHILL BETA ANGLE (SLOPE) [deg]       0.000         0.000
DOWNHILL DELTA/PHI RATIO                0.000         0.000
DYN.WATER BEHAVIOUR                     0.000         0.000
Excess pore pressure RATIO Ru           0.000         0.000
SEISMIC PRESSURE LOWER VALUE            0.000         0.000
SEISMIC PRESSURE UPPER VALUE            0.000         0.000
SEISMIC PRESSURE LOWER LEVEL            0.000         0.000
SEISMIC PRESSURE UPPER LEVEL            0.000         0.000

================================================================================================================end of step    6


 LEFT-HAND WALL

 LOWER  LEVEL          -9.50000
 UPPER  LEVEL           0.00000

 RIGHT-HAND WALL

 LOWER  LEVEL          -9.50000
 UPPER  LEVEL           0.00000
```

```
+-----------------------------------------------------------------------------------------------------------------------+
|                  PARATIEPLUS(TM)   NLS ENGINE RELEASE  2018.0    FULL VERSION  *Build date:Nov 13, 2017*              |
|                                                                                                                       |
|                        NewProject.BaseDesignSection_28.SLERaraFrequenteQuasiPermanente_1153                           |
|                                Exe Time : 4 September 2018 18:02:09                                                   |
+-----------------------------------------------------------------------------------------------------------------------+
 I N I T I A L   S T R E S S   T A B L E S

            S E C T I O N

 NUMBER OF DEFINED TABLES            2


INPUT DATA FOR INITIAL STRESS SET NO.    1
PERTAINING SOIL ELEMENTS AT Y-COORD    0.0000

ACTIVATION TIME                              1.0000
END TIME (TIME BEYOND WHICH IT IS REMOVED)   6.0000

TYPE BOUSSINESQ

 HORIZONTAL DISTANCE (DY)           1.00000000000000
 FOUNDATION WIDTH    (B)            3.50000000000000
 ZETA-F..........                  0.000000000000000E+000
 Q-F ............                   20.0000000000000
 BETA ...........                   45.0000000000000
 BEHAVIOUR (0=FREE, 1=REFLECTING)  0.000000000000000E+000


INPUT DATA FOR INITIAL STRESS SET NO.    2
PERTAINING SOIL ELEMENTS AT Y-COORD    0.0000

ACTIVATION TIME                              1.0000
END TIME (TIME BEYOND WHICH IT IS REMOVED)   6.0000

TYPE BOUSSINESQ

 HORIZONTAL DISTANCE (DY)           11.0000000000000
 FOUNDATION WIDTH    (B)            19.0000000000000
 ZETA-F..........                   2.70000000000000
 Q-F ............                   20.0000000000000
 BETA ...........                   45.0000000000000
 BEHAVIOUR (0=FREE, 1=REFLECTING)  0.000000000000000E+000


 ELEMENT GROUPS BACKUP AREA CAN STAY IN CORE AT
 POSITION        5065

 NO. OF D.P.W  FOR THIS AREA       5855
 MAX NO. OF D.P.W. AVAILABLE      81920
 ** MAX NO OF ITERATIONS SET TO          40

ITER     0 RNORM = 0.000     RMNORM= 0.000
           RINORM= 8702.     RIMNOR= 0.000
           RENORM=0.2051E-28 REMNOR= 0.000     RATIO =0.4855E-16 TOLER =0.1000E-03      CONVERGED !
           RFMAX = 15.56     RMMAX = 0.000
           RTSMAL=0.1000E-03 RMSMAL= 0.000
           RDT   = 8702.     RDR   = 0.000
           RATIOT=0.4855E-16 RATIOR= 0.000
           MAX UN=0.3553E-14 IEQ=    79 NODE     40 DOF   1  Y-DISPL.F
           MIN UN=-.1776E-14 IEQ=    39 NODE     20 DOF   1  Y-DISPL.F
           NO. OF CONTACT CONSTRAINT VIOLATIONS     0


ITER     1 RNORM = 0.000     RMNORM= 0.000
           RINORM= 8702.     RIMNOR= 0.000
           RENORM=0.1462E-29 REMNOR=0.2105E-52 RATIO =0.1296E-16 TOLER =0.1000E-03      CONVERGED !
           RFMAX = 15.56     RMMAX = 0.000
           RTSMAL=0.1000E-03 RMSMAL= 0.000
           RDT   = 8702.     RDR   = 0.000
           RATIOT=0.1296E-16 RATIOR= 0.000
```

```
              MAX UN=0.3883E-15 IEQ=    93 NODE     47 DOF   1  Y-DISPL.F
              MIN UN=-.1345E-15 IEQ=     3 NODE      2 DOF   1  Y-DISPL.F
              NO. OF CONTACT CONSTRAINT VIOLATIONS     0

 ITER     2 RNORM = 0.000     RMNORM= 0.000
              RINORM= 8702.     RIMNOR= 0.000
              RENORM=0.1375E-29 REMNOR=0.3778E-52 RATIO =0.1257E-16 TOLER =0.1000E-03      CONVERGED !
              RFMAX = 15.56     RMMAX = 0.000
              RTSMAL=0.1000E-03 RMSMAL= 0.000
              RDT   = 8702.     RDR   = 0.000
              RATIOT=0.1257E-16 RATIOR= 0.000
              MAX UN=0.3802E-15 IEQ=    93 NODE     47 DOF   1  Y-DISPL.F
              MIN UN=-.1688E-15 IEQ=     3 NODE      2 DOF   1  Y-DISPL.F
              NO. OF CONTACT CONSTRAINT VIOLATIONS     0
```

```
+-------------------------------------------------------------------------------------------------------------------------+
|                   PARATIEPLUS(TM)   NLS ENGINE RELEASE  2018.0    FULL VERSION  *Build date:Nov 13, 2017*              |
|                                                                                                                         |
|                          NewProject.BaseDesignSection_28.SLERaraFrequenteQuasiPermanente_1153                           |
|                                   Exe Time : 4 September 2018 18:02:09                                                  |
+-------------------------------------------------------------------------------------------------------------------------+
New Project
SOLUTION REACHED USING     2 ITERATIONS ON   40

P R I N T   O U T   F O R   T I M E   S T E P    1     ( AT TIME   1.000     )

PRINT OUT OF ACTIVE COMPONENTS (FIXED NODES ARE NOT PRINTED OUT)

          Y-DISPL.F        X-ROT. F
           (02)             (04)            (


ALL NODAL POINTS HAVE ZERO DISPLACEMENT COMPONENTS
```

```
+-------------------------------------------------------------------------------------------------------------------------------+
|                   PARATIEPLUS(TM)   NLS ENGINE RELEASE  2018.0    FULL VERSION  *Build date:Nov 13, 2017*                    |
|                                                                                                                               |
|                          NewProject.BaseDesignSection_28.SLERaraFrequenteQuasiPermanente_1153                                 |
|                                   Exe Time : 4 September 2018 18:02:09                                                        |
+-------------------------------------------------------------------------------------------------------------------------------+
New Project


S T R E S S   R E S U L T S   F O R   G R O U P   N O.   1

0_L                                                              :
ELEMENT TYPE    5 NO.OF ELEMENTS. IN THIS GROUP   49
C U R R E N T   T I M E   I S      1.0000

 HARDENING 2D SOIL ELEMENT

 ****** TOTAL STRESS FORMULATION *****

  EL *   FORCE     DISPL-Y  VERTICAL-P  HORIZON.-P     MAX-V-P     MAX-H-P           STATE   STIFFNESS Z-LEVEL      PORE
E FACTOR    UFACTOR       Peq           Su_a         Su_p     LAYER
 ------------------------------------------------------------------------------------------------------------------------------
-------------------------------------------------------------------------------------------
   1 D  0.1866      2.2762E-20  5.5437E-02   1.866      5.5437E-02   1.866            V-C  4.1022E+04   0.000       0.000
1.000       1.000       1.866       0.000       0.000     DI1_164_167_L_0
   2 D   1.101      2.2187E-20   3.300       5.503       3.300       5.503            V-C  4.1022E+04 -0.2000       0.000
1.000       1.000       5.503       0.000       0.000     DI1_164_167_L_0
   3 D   1.759      2.1612E-20   6.706       8.796       6.706       8.796            V-C  4.1022E+04 -0.4000       0.000
1.000       1.000       8.796       0.000       0.000     DI1_164_167_L_0
   4 D   2.318      2.1035E-20   10.32       11.59       10.32       11.59            V-C  4.1022E+04 -0.6000       0.000
1.000       1.000       11.59       0.000       0.000     DI1_164_167_L_0
   5 D   2.782      2.0456E-20   14.08       13.91       14.08       13.91            V-C  4.1022E+04 -0.8000       0.000
1.000       1.000       13.91       0.000       0.000     DI1_164_167_L_0
   6 D   3.176      1.9872E-20   17.91       15.88       17.91       15.88            V-C  4.1022E+04  -1.000       0.000
1.000       1.000       15.88       0.000       0.000     DI1_164_167_L_0
   7 D   3.520      1.9282E-20   21.73       17.60       21.73       17.60            V-C  4.1022E+04  -1.200       0.000
1.000       1.000       17.60       0.000       0.000     DI1_164_167_L_0
   8 D   3.834      1.8682E-20   25.78       19.17       25.78       19.17            V-C  4.1022E+04  -1.400       0.000
1.000       1.000       19.17       0.000       0.000     DI1_164_167_L_0
   9 D   4.130      1.8069E-20   30.11       20.65       30.11       20.65            V-C  4.1022E+04  -1.600       0.000
1.000       1.000       20.65       0.000       0.000     DI1_164_167_L_0
  10 D   4.416      1.7440E-20   34.05       22.08       34.05       22.08            V-C  4.1022E+04  -1.800       0.000
1.000       1.000       22.08       0.000       0.000     DI1_164_167_L_0
  11 D   4.696      1.6790E-20   38.05       23.48       38.05       23.48            V-C  4.1022E+04  -2.000       0.000
1.000       1.000       23.48       0.000       0.000     DI1_164_167_L_0
  12 D   4.973      1.6118E-20   41.94       24.87       41.94       24.87            V-C  4.1022E+04  -2.200       0.000
1.000       1.000       24.87       0.000       0.000     DI1_164_167_L_0
  13 D   5.251      1.5422E-20   45.58       26.25       45.58       26.25            V-C  4.1022E+04  -2.400       0.000
1.000       1.000       26.25       0.000       0.000     DI1_164_167_L_0
  14 D   5.529      1.4699E-20   49.31       27.65       49.31       27.65            V-C  4.1022E+04  -2.600       0.000
1.000       1.000       27.65       0.000       0.000     DI1_164_167_L_0
  15 D   5.810      1.3946E-20   52.98       29.05       52.98       29.05            V-C  4.1022E+04  -2.800       0.000
1.000       1.000       29.05       0.000       0.000     DI1_164_167_L_0
  16 D   6.092      1.3161E-20   56.59       30.46       56.59       30.46            V-C  4.1022E+04  -3.000       0.000
1.000       1.000       30.46       0.000       0.000     DI1_164_167_L_0
  17 D   6.377      1.2341E-20   60.06       31.89       60.06       31.89            V-C  4.1022E+04  -3.200       0.000
1.000       1.000       31.89       0.000       0.000     DI1_164_167_L_0
  18 D   6.665      1.1481E-20   63.61       33.32       63.61       33.32            V-C  4.1022E+04  -3.400       0.000
1.000       1.000       33.32       0.000       0.000     DI1_164_167_L_0
  19 D   6.955      1.0578E-20   67.13       34.77       67.13       34.77            V-C  4.1022E+04  -3.600       0.000
1.000       1.000       34.77       0.000       0.000     DI1_164_167_L_0
  20 D   7.247      9.6283E-21   70.62       36.24       70.62       36.24            V-C  4.1022E+04  -3.800       0.000
1.000       1.000       36.24       0.000       0.000     DI1_164_167_L_0
  21 D   7.542      8.6281E-21   74.01       37.71       74.01       37.71            V-C  4.1022E+04  -4.000       0.000
1.000       1.000       37.71       0.000       0.000     DI1_164_167_L_0
  22 D   7.839      7.5779E-21   77.47       39.19       77.47       39.19            V-C  4.1022E+04  -4.200       0.000
1.000       1.000       39.19       0.000       0.000     DI1_164_167_L_0
  23 D   8.137      6.4794E-21   80.91       40.69       80.91       40.69            V-C  4.1022E+04  -4.400       0.000
1.000       1.000       40.69       0.000       0.000     DI1_164_167_L_0
  24 D   8.437      5.3361E-21   84.03       42.19       84.03       42.19            V-C  4.1022E+04  -4.600       0.000
1.000       1.000       42.19       0.000       0.000     DI1_164_167_L_0
```

```
  25 D   8.739      4.1519E-21   87.01       43.70       87.01       43.70          V-C  4.1022E+04  -4.800       0.000
1.000       1.000       43.70       0.000       0.000     DI1_164_167_L_0
  26 D   9.043      2.9303E-21   90.00       45.21       90.00       45.21          V-C  9.8874E+04  -5.000       0.000
1.000       1.000       45.21       0.000       0.000     DI2_165_168_L_0
  27 D   9.347      1.6753E-21   93.01       46.74       93.01       46.74          V-C  9.8874E+04  -5.200       0.000
1.000       1.000       46.74       0.000       0.000     DI2_165_168_L_0
  28 D   9.653      3.9016E-22   96.03       48.27       96.03       48.27          V-C  9.8874E+04  -5.400       0.000
1.000       1.000       48.27       0.000       0.000     DI2_165_168_L_0
  29 D   9.960     -9.2136E-22   99.06       49.80       99.06       49.80          V-C  9.8874E+04  -5.600       0.000
1.000       1.000       49.80       0.000       0.000     DI2_165_168_L_0
  30 D   10.27     -2.2557E-21   102.1       51.34       102.1       51.34          V-C  9.8874E+04  -5.800       0.000
1.000       1.000       51.34       0.000       0.000     DI2_165_168_L_0
  31 D   10.58     -3.6092E-21   105.2       52.88       105.2       52.88          V-C  9.8874E+04  -6.000       0.000
1.000       1.000       52.88       0.000       0.000     DI2_165_168_L_0
  32 D   10.89     -4.9781E-21   108.2       54.43       108.2       54.43          V-C  9.8874E+04  -6.200       0.000
1.000       1.000       54.43       0.000       0.000     DI2_165_168_L_0
  33 D   11.19     -6.3583E-21   111.3       55.97       111.3       55.97          V-C  9.8874E+04  -6.400       0.000
1.000       1.000       55.97       0.000       0.000     DI2_165_168_L_0
  34 D   11.50     -7.7455E-21   114.4       57.52       114.4       57.52          V-C  9.8874E+04  -6.600       0.000
1.000       1.000       57.52       0.000       0.000     DI2_165_168_L_0
  35 D   11.82     -9.1351E-21   117.5       59.08       117.5       59.08          V-C  9.8874E+04  -6.800       0.000
1.000       1.000       59.08       0.000       0.000     DI2_165_168_L_0
  36 D   12.13     -1.0522E-20   120.6       60.63       120.6       60.63          V-C  9.8874E+04  -7.000       0.000
1.000       1.000       60.63       0.000       0.000     DI2_165_168_L_0
  37 D   12.44     -1.1901E-20   123.7       62.19       123.7       62.19          V-C  9.8874E+04  -7.200       0.000
1.000       1.000       62.19       0.000       0.000     DI2_165_168_L_0
  38 D   12.75     -1.3266E-20   126.8       63.75       126.8       63.75          V-C  9.8874E+04  -7.400       0.000
1.000       1.000       63.75       0.000       0.000     DI2_165_168_L_0
  39 D   13.06     -1.4610E-20   129.9       65.31       129.9       65.31          V-C  9.8874E+04  -7.600       0.000
1.000       1.000       65.31       0.000       0.000     DI2_165_168_L_0
  40 D   13.37     -1.5926E-20   133.0       66.87       133.0       66.87          V-C  9.8874E+04  -7.800       0.000
1.000       1.000       66.87       0.000       0.000     DI2_165_168_L_0
  41 D   13.69     -1.7208E-20   136.1       68.43       136.1       68.43          V-C  9.8874E+04  -8.000       0.000
1.000       1.000       68.43       0.000       0.000     DI2_165_168_L_0
  42 D   14.00     -1.8458E-20   139.3       69.99       139.3       69.99          V-C  9.8874E+04  -8.200       0.000
1.000       1.000       69.99       0.000       0.000     DI2_165_168_L_0
  43 D   14.31     -1.9682E-20   142.4       71.56       142.4       71.56          V-C  9.8874E+04  -8.400       0.000
1.000       1.000       71.56       0.000       0.000     DI2_165_168_L_0
  44 D   14.62     -2.0888E-20   145.5       73.12       145.5       73.12          V-C  9.8874E+04  -8.600       0.000
1.000       1.000       73.12       0.000       0.000     DI2_165_168_L_0
  45 D   14.94     -2.2081E-20   148.7       74.69       148.7       74.69          V-C  9.8874E+04  -8.800       0.000
1.000       1.000       74.69       0.000       0.000     DI2_165_168_L_0
  46 D   15.25     -2.3267E-20   151.8       76.25       151.8       76.25          V-C  9.8874E+04  -9.000       0.000
1.000       1.000       76.25       0.000       0.000     DI2_165_168_L_0
  47 D   15.56     -2.4448E-20   154.9       77.82       154.9       77.82          V-C  9.8874E+04  -9.200       0.000
1.000       1.000       77.82       0.000       0.000     DI2_165_168_L_0
  48 D   11.91     -2.5627E-20   158.1       79.38       158.1       79.38          V-C  9.8874E+04  -9.400       0.000
1.000       1.000       79.38       0.000       0.000     DI2_165_168_L_0
  49 D   4.008     -2.6217E-20   159.7       80.16       159.7       80.16          V-C  9.8874E+04  -9.500       0.000
1.000       1.000       80.16       0.000       0.000     DI2_165_168_L_0
```

```
+-------------------------------------------------------------------------------------------------------------------------------+
|                   PARATIEPLUS(TM)   NLS ENGINE RELEASE  2018.0    FULL VERSION  *Build date:Nov 13, 2017*                    |
|                                                                                                                               |
|                            NewProject.BaseDesignSection_28.SLERaraFrequenteQuasiPermanente_1153                               |
|                                     Exe Time : 4 September 2018 18:02:09                                                      |
+-------------------------------------------------------------------------------------------------------------------------------+
New Project


S T R E S S   R E S U L T S   F O R   G R O U P   N O.   2

0_R                                                          :
ELEMENT TYPE    5 NO.OF ELEMENTS. IN THIS GROUP   49
C U R R E N T   T I M E   I S      1.0000

 HARDENING 2D SOIL ELEMENT

 ****** TOTAL STRESS FORMULATION *****

  EL *   FORCE     DISPL-Y  VERTICAL-P  HORIZON.-P     MAX-V-P     MAX-H-P          STATE   STIFFNESS Z-LEVEL      PORE
E FACTOR    UFACTOR       Peq          Su_a        Su_p     LAYER
 ------------------------------------------------------------------------------------------------------------------------------
-------------------------------------------------------------------------------------------
   1 D  0.1866     -2.2762E-20   0.000       1.866       0.000       1.866            V-C  2.7348E+04   0.000       0.000
1.000       1.000       1.866       0.000       0.000     DI1_164_167_L_0
   2 D   1.101     -2.2187E-20   3.200       5.503       3.200       5.503            V-C  2.7348E+04 -0.2000       0.000
1.000       1.000       5.503       0.000       0.000     DI1_164_167_L_0
   3 D   1.759     -2.1612E-20   6.400       8.796       6.400       8.796            V-C  2.7348E+04 -0.4000       0.000
1.000       1.000       8.796       0.000       0.000     DI1_164_167_L_0
   4 D   2.318     -2.1035E-20   9.600       11.59       9.600       11.59            V-C  2.7348E+04 -0.6000       0.000
1.000       1.000       11.59       0.000       0.000     DI1_164_167_L_0
   5 D   2.782     -2.0456E-20   12.80       13.91       12.80       13.91            V-C  2.7348E+04 -0.8000       0.000
1.000       1.000       13.91       0.000       0.000     DI1_164_167_L_0
   6 D   3.176     -1.9872E-20   16.00       15.88       16.00       15.88            V-C  2.7348E+04  -1.000       0.000
1.000       1.000       15.88       0.000       0.000     DI1_164_167_L_0
   7 D   3.520     -1.9282E-20   19.20       17.60       19.20       17.60            V-C  2.7348E+04  -1.200       0.000
1.000       1.000       17.60       0.000       0.000     DI1_164_167_L_0
   8 D   3.834     -1.8682E-20   22.40       19.17       22.40       19.17            V-C  2.7348E+04  -1.400       0.000
1.000       1.000       19.17       0.000       0.000     DI1_164_167_L_0
   9 D   4.130     -1.8069E-20   25.60       20.65       25.60       20.65            V-C  2.7348E+04  -1.600       0.000
1.000       1.000       20.65       0.000       0.000     DI1_164_167_L_0
  10 D   4.416     -1.7440E-20   28.80       22.08       28.80       22.08            V-C  2.7348E+04  -1.800       0.000
1.000       1.000       22.08       0.000       0.000     DI1_164_167_L_0
  11 D   4.696     -1.6790E-20   32.00       23.48       32.00       23.48            V-C  2.7348E+04  -2.000       0.000
1.000       1.000       23.48       0.000       0.000     DI1_164_167_L_0
  12 D   4.973     -1.6118E-20   35.20       24.87       35.20       24.87            V-C  2.7348E+04  -2.200       0.000
1.000       1.000       24.87       0.000       0.000     DI1_164_167_L_0
  13 D   5.251     -1.5422E-20   38.40       26.25       38.40       26.25            V-C  2.7348E+04  -2.400       0.000
1.000       1.000       26.25       0.000       0.000     DI1_164_167_L_0
  14 D   5.529     -1.4699E-20   41.60       27.65       41.60       27.65            V-C  2.7348E+04  -2.600       0.000
1.000       1.000       27.65       0.000       0.000     DI1_164_167_L_0
  15 D   5.810     -1.3946E-20   44.80       29.05       44.80       29.05            V-C  2.7348E+04  -2.800       0.000
1.000       1.000       29.05       0.000       0.000     DI1_164_167_L_0
  16 D   6.092     -1.3161E-20   48.00       30.46       48.00       30.46            V-C  2.7348E+04  -3.000       0.000
1.000       1.000       30.46       0.000       0.000     DI1_164_167_L_0
  17 D   6.377     -1.2341E-20   51.20       31.89       51.20       31.89            V-C  2.7348E+04  -3.200       0.000
1.000       1.000       31.89       0.000       0.000     DI1_164_167_L_0
  18 D   6.665     -1.1481E-20   54.40       33.32       54.40       33.32            V-C  2.7348E+04  -3.400       0.000
1.000       1.000       33.32       0.000       0.000     DI1_164_167_L_0
  19 D   6.955     -1.0578E-20   57.60       34.77       57.60       34.77            V-C  2.7348E+04  -3.600       0.000
1.000       1.000       34.77       0.000       0.000     DI1_164_167_L_0
  20 D   7.247     -9.6283E-21   60.80       36.24       60.80       36.24            V-C  2.7348E+04  -3.800       0.000
1.000       1.000       36.24       0.000       0.000     DI1_164_167_L_0
  21 D   7.542     -8.6281E-21   64.00       37.71       64.00       37.71            V-C  2.7348E+04  -4.000       0.000
1.000       1.000       37.71       0.000       0.000     DI1_164_167_L_0
  22 D   7.839     -7.5779E-21   67.20       39.19       67.20       39.19            V-C  2.7348E+04  -4.200       0.000
1.000       1.000       39.19       0.000       0.000     DI1_164_167_L_0
  23 D   8.137     -6.4794E-21   70.40       40.69       70.40       40.69            V-C  2.7348E+04  -4.400       0.000
1.000       1.000       40.69       0.000       0.000     DI1_164_167_L_0
  24 D   8.437     -5.3361E-21   73.60       42.19       73.60       42.19            V-C  2.7348E+04  -4.600       0.000
1.000       1.000       42.19       0.000       0.000     DI1_164_167_L_0
```

```
  25 D   8.739     -4.1519E-21   76.80       43.70       76.80       43.70          V-C  2.7348E+04  -4.800       0.000
1.000       1.000       43.70       0.000       0.000     DI1_164_167_L_0
  26 D   9.043     -2.9303E-21   80.00       45.21       80.00       45.21          V-C  5.8296E+04  -5.000       0.000
1.000       1.000       45.21       0.000       0.000     DI2_165_168_L_0
  27 D   9.347     -1.6753E-21   83.20       46.74       83.20       46.74          V-C  5.8296E+04  -5.200       0.000
1.000       1.000       46.74       0.000       0.000     DI2_165_168_L_0
  28 D   9.653     -3.9016E-22   86.40       48.27       86.40       48.27          V-C  5.8296E+04  -5.400       0.000
1.000       1.000       48.27       0.000       0.000     DI2_165_168_L_0
  29 D   9.960      9.2136E-22   89.60       49.80       89.60       49.80          V-C  5.8296E+04  -5.600       0.000
1.000       1.000       49.80       0.000       0.000     DI2_165_168_L_0
  30 D   10.27      2.2557E-21   92.80       51.34       92.80       51.34          V-C  5.8296E+04  -5.800       0.000
1.000       1.000       51.34       0.000       0.000     DI2_165_168_L_0
  31 D   10.58      3.6092E-21   96.00       52.88       96.00       52.88          V-C  5.8296E+04  -6.000       0.000
1.000       1.000       52.88       0.000       0.000     DI2_165_168_L_0
  32 D   10.89      4.9781E-21   99.20       54.43       99.20       54.43          V-C  5.8296E+04  -6.200       0.000
1.000       1.000       54.43       0.000       0.000     DI2_165_168_L_0
  33 D   11.19      6.3583E-21   102.4       55.97       102.4       55.97          V-C  5.8296E+04  -6.400       0.000
1.000       1.000       55.97       0.000       0.000     DI2_165_168_L_0
  34 D   11.50      7.7455E-21   105.6       57.52       105.6       57.52          V-C  5.8296E+04  -6.600       0.000
1.000       1.000       57.52       0.000       0.000     DI2_165_168_L_0
  35 D   11.82      9.1351E-21   108.8       59.08       108.8       59.08          V-C  5.8296E+04  -6.800       0.000
1.000       1.000       59.08       0.000       0.000     DI2_165_168_L_0
  36 D   12.13      1.0522E-20   112.0       60.63       112.0       60.63          V-C  5.8296E+04  -7.000       0.000
1.000       1.000       60.63       0.000       0.000     DI2_165_168_L_0
  37 D   12.44      1.1901E-20   115.2       62.19       115.2       62.19          V-C  5.8296E+04  -7.200       0.000
1.000       1.000       62.19       0.000       0.000     DI2_165_168_L_0
  38 D   12.75      1.3266E-20   118.4       63.75       118.4       63.75          V-C  5.8296E+04  -7.400       0.000
1.000       1.000       63.75       0.000       0.000     DI2_165_168_L_0
  39 D   13.06      1.4610E-20   121.6       65.31       121.6       65.31          V-C  5.8296E+04  -7.600       0.000
1.000       1.000       65.31       0.000       0.000     DI2_165_168_L_0
  40 D   13.37      1.5926E-20   124.8       66.87       124.8       66.87          V-C  5.8296E+04  -7.800       0.000
1.000       1.000       66.87       0.000       0.000     DI2_165_168_L_0
  41 D   13.69      1.7208E-20   128.0       68.43       128.0       68.43          V-C  5.8296E+04  -8.000       0.000
1.000       1.000       68.43       0.000       0.000     DI2_165_168_L_0
  42 D   14.00      1.8458E-20   131.2       69.99       131.2       69.99          V-C  5.8296E+04  -8.200       0.000
1.000       1.000       69.99       0.000       0.000     DI2_165_168_L_0
  43 D   14.31      1.9682E-20   134.4       71.56       134.4       71.56          V-C  5.8296E+04  -8.400       0.000
1.000       1.000       71.56       0.000       0.000     DI2_165_168_L_0
  44 D   14.62      2.0888E-20   137.6       73.12       137.6       73.12          V-C  5.8296E+04  -8.600       0.000
1.000       1.000       73.12       0.000       0.000     DI2_165_168_L_0
  45 D   14.94      2.2081E-20   140.8       74.69       140.8       74.69          V-C  5.8296E+04  -8.800       0.000
1.000       1.000       74.69       0.000       0.000     DI2_165_168_L_0
  46 D   15.25      2.3267E-20   144.0       76.25       144.0       76.25          V-C  5.8296E+04  -9.000       0.000
1.000       1.000       76.25       0.000       0.000     DI2_165_168_L_0
  47 D   15.56      2.4448E-20   147.2       77.82       147.2       77.82          V-C  5.8296E+04  -9.200       0.000
1.000       1.000       77.82       0.000       0.000     DI2_165_168_L_0
  48 D   11.91      2.5627E-20   150.4       79.38       150.4       79.38          V-C  5.8296E+04  -9.400       0.000
1.000       1.000       79.38       0.000       0.000     DI2_165_168_L_0
  49 D   4.008      2.6217E-20   152.0       80.16       152.0       80.16          V-C  5.8296E+04  -9.500       0.000
1.000       1.000       80.16       0.000       0.000     DI2_165_168_L_0
```

```
+-------------------------------------------------------------------------------------------------------------------------+
|                   PARATIEPLUS(TM)   NLS ENGINE RELEASE  2018.0    FULL VERSION  *Build date:Nov 13, 2017*              |
|                                                                                                                         |
|                            NewProject.BaseDesignSection_28.SLERaraFrequenteQuasiPermanente_1153                         |
|                                     Exe Time : 4 September 2018 18:02:09                                                |
+-------------------------------------------------------------------------------------------------------------------------+
New Project


S T R E S S   R E S U L T S   F O R   G R O U P   N O.   3

WallElement_33                                                :
ELEMENT TYPE    2 NO.OF ELEMENTS. IN THIS GROUP   48
C U R R E N T   T I M E   I S     1.0000

 WALL2D ELEMENT

   EL      TA          TB          MA          MB
-----------------------------------------------------
    1 8.74012E-17-8.74012E-17-4.92249E-28 1.74802E-17
    2 2.56243E-16-2.56243E-16-1.74802E-17 6.87289E-17
    3 4.19124E-16-4.19124E-16-6.87289E-17 1.52554E-16
    4 5.76040E-16-5.76040E-16-1.52554E-16 2.67762E-16
    5 7.26984E-16-7.26984E-16-2.67762E-16 4.13158E-16
    6 8.71944E-16-8.71944E-16-4.13158E-16 5.87547E-16
    7 1.01090E-15-1.01090E-15-5.87547E-16 7.89728E-16
    8 1.14383E-15-1.14383E-15-7.89728E-16 1.01849E-15
    9 1.27071E-15-1.27071E-15-1.01849E-15 1.27264E-15
   10 5.03305E-16-5.03305E-16-1.27264E-15 1.37330E-15
   11 6.17936E-16-6.17936E-16-1.37330E-15 1.49688E-15
   12 7.26367E-16-7.26367E-16-1.49688E-15 1.64216E-15
   13 8.28533E-16-8.28533E-16-1.64216E-15 1.80786E-15
   14 9.24363E-16-9.24363E-16-1.80786E-15 1.99274E-15
   15 1.01378E-15-1.01378E-15-1.99274E-15 2.19549E-15
   16 1.09669E-15-1.09669E-15-2.19549E-15 2.41483E-15
   17 1.17300E-15-1.17300E-15-2.41483E-15 2.64943E-15
   18 1.24262E-15-1.24262E-15-2.64943E-15 2.89796E-15
   19 1.30544E-15-1.30544E-15-2.89796E-15 3.15904E-15
   20-4.15012E-16 4.15012E-16-3.15904E-15 3.07604E-15
   21-3.66131E-16 3.66131E-16-3.07604E-15 3.00281E-15
   22-1.21257E-15 1.21257E-15-3.00281E-15 2.76030E-15
   23-1.17809E-15 1.17809E-15-2.76030E-15 2.52468E-15
   24-1.15099E-15 1.15099E-15-2.52468E-15 2.29448E-15
   25-1.13139E-15 1.13139E-15-2.29448E-15 2.06821E-15
   26-1.10385E-15 1.10385E-15-2.06821E-15 1.84744E-15
   27-1.09410E-15 1.09410E-15-1.84744E-15 1.62862E-15
   28-1.10240E-15 1.10240E-15-1.62862E-15 1.40814E-15
   29-1.12901E-15 1.12901E-15-1.40814E-15 1.18233E-15
   30-1.17417E-15 1.17417E-15-1.18233E-15 9.47500E-16
   31-1.23810E-15 1.23810E-15-9.47500E-16 6.99883E-16
   32-1.32101E-15 1.32101E-15-6.99883E-16 4.35681E-16
   33-1.42309E-15 1.42309E-15-4.35681E-16 1.51064E-16
   34-1.54451E-15 1.54451E-15-1.51064E-16-1.57838E-16
   35-1.68542E-15 1.68542E-15 1.57838E-16-4.94923E-16
   36-1.84595E-15 1.84595E-15 4.94923E-16-8.64111E-16
   37-2.02621E-15 2.02621E-15 8.64111E-16-1.26935E-15
   38-2.22628E-15 2.22628E-15 1.26935E-15-1.71461E-15
   39-2.44623E-15 2.44623E-15 1.71461E-15-2.20385E-15
   40 8.66576E-16-8.66576E-16 2.20385E-15-2.03054E-15
   41 2.38304E-15-2.38304E-15 2.03054E-15-1.55393E-15
   42 2.10313E-15-2.10313E-15 1.55393E-15-1.13330E-15
   43 1.80318E-15-1.80318E-15 1.13330E-15-7.72667E-16
   44 1.48318E-15-1.48318E-15 7.72667E-16-4.76033E-16
   45 1.14311E-15-1.14311E-15 4.76033E-16-2.47410E-16
   46 7.82981E-16-7.82981E-16 2.47410E-16-9.08140E-17
   47 4.02780E-16-4.02780E-16 9.08140E-17-1.02581E-17
   48 1.02577E-16-1.02577E-16 1.02581E-17 2.72630E-27
```

```
+-------------------------------------------------------------------------------------------------------------------------------+
|                   PARATIEPLUS(TM)   NLS ENGINE RELEASE  2018.0    FULL VERSION  *Build date:Nov 13, 2017*                    |
|                                                                                                                               |
|                          NewProject.BaseDesignSection_28.SLERaraFrequenteQuasiPermanente_1153                                 |
|                                   Exe Time : 4 September 2018 18:02:09                                                        |
+-------------------------------------------------------------------------------------------------------------------------------+
New Project


S T R E S S    R E S U L T S    F O R    G R O U P    N O.    4

Tieback_175                                                 :
ELEMENT TYPE    6 NO.OF ELEMENTS. IN THIS GROUP    1
C U R R E N T    T I M E    I S      1.0000

 POST-TENSION 2D-BOUNDARY ELEMENT

         EL    FORCE          d0          EDISPL     pl. eps          K     -ve limit   +ve limit
-------------------------------------------------------------------------------------------------------

***** NO ONE ELEMENT ACTIVE AT CURRENT STEP *****

ITER     0 RNORM = 0.000     RMNORM= 0.000
           RINORM= 8033.     RIMNOR=0.2524E-27
           RENORM= 58.98     REMNOR=0.3778E-52 RATIO =0.8569E-01 TOLER =0.1000E-03  NOT CONVERGED
           RFMAX = 15.56     RMMAX =0.3159E-14
           RTSMAL=0.1000E-03 RMSMAL=0.1000E-19
           RDT   = 8033.     RDR   =0.1000E-19
           RATIOT=0.8569E-01 RATIOR= 0.000
           MAX UN= 3.176     IEQ=    11 NODE      6 DOF   1  Y-DISPL.F
           MIN UN=-.2726E-26 IEQ=    98 NODE     49 DOF   2   X-ROT. F
           NO. OF CONTACT CONSTRAINT VIOLATIONS     0


ITER     2 RNORM = 0.000     RMNORM= 0.000
           RINORM= 8033.     RIMNOR=0.2524E-27
           RENORM=0.5715     REMNOR=0.5664E-21 RATIO =0.8434E-02 TOLER =0.1000E-03  NOT CONVERGED
           RFMAX = 15.56     RMMAX =0.3159E-14
           RTSMAL=0.1000E-03 RMSMAL=0.1000E-19
           RDT   = 8033.     RDR   =0.1000E-19
           RATIOT=0.8434E-02 RATIOR= 0.000
           MAX UN=0.6009     IEQ=     1 NODE      1 DOF   1  Y-DISPL.F
           MIN UN=-.1382E-09 IEQ=    23 NODE     12 DOF   1  Y-DISPL.F
           NO. OF CONTACT CONSTRAINT VIOLATIONS     0


ITER     3 RNORM = 0.000     RMNORM= 0.000
           RINORM= 8033.     RIMNOR=0.2524E-27
           RENORM=0.2723E-19 REMNOR=0.1087E-21 RATIO =0.1841E-11 TOLER =0.1000E-03      CONVERGED !
           RFMAX = 15.56     RMMAX =0.3159E-14
           RTSMAL=0.1000E-03 RMSMAL=0.1000E-19
           RDT   = 8033.     RDR   =0.1000E-19
           RATIOT=0.1841E-11 RATIOR= 0.000
           MAX UN=0.6430E-10 IEQ=    23 NODE     12 DOF   1  Y-DISPL.F
           MIN UN=-.5588E-10 IEQ=    21 NODE     11 DOF   1  Y-DISPL.F
           NO. OF CONTACT CONSTRAINT VIOLATIONS     0
```

```
+-------------------------------------------------------------------------------------------------------------------------+
|                   PARATIEPLUS(TM)   NLS ENGINE RELEASE  2018.0    FULL VERSION  *Build date:Nov 13, 2017*              |
|                                                                                                                         |
|                            NewProject.BaseDesignSection_28.SLERaraFrequenteQuasiPermanente_1153                         |
|                                     Exe Time : 4 September 2018 18:02:09                                                |
+-------------------------------------------------------------------------------------------------------------------------+
New Project
SOLUTION REACHED USING     3 ITERATIONS ON   40

P R I N T   O U T   F O R   T I M E   S T E P    2     ( AT TIME   2.000     )

PRINT OUT OF ACTIVE COMPONENTS (FIXED NODES ARE NOT PRINTED OUT)

          Y-DISPL.F        X-ROT. F
            (02)             (04)           (
    1   1.1112565E-04  -1.9702183E-05
    2   1.0718522E-04  -1.9702168E-05
    3   1.0324491E-04  -1.9700339E-05
    4   9.9305579E-05  -1.9691086E-05
    5   9.5369809E-05  -1.9661819E-05
    6   9.1443631E-05  -1.9590852E-05
    7   8.7538211E-05  -1.9448739E-05
    8   8.3669809E-05  -1.9221528E-05
    9   7.9854726E-05  -1.8917430E-05
   10   7.6107224E-05  -1.8547515E-05
   11   7.2439410E-05  -1.8122245E-05
   12   6.8861373E-05  -1.7651278E-05
   13   6.5381361E-05  -1.7143373E-05
   14   6.2005965E-05  -1.6606343E-05
   15   5.8740309E-05  -1.6047037E-05
   16   5.5588243E-05  -1.5471338E-05
   17   5.2552523E-05  -1.4884172E-05
   18   4.9635057E-05  -1.4289540E-05
   19   4.6837000E-05  -1.3690519E-05
   20   4.4158995E-05  -1.3089307E-05
   21   4.1601346E-05  -1.2487250E-05
   22   3.9164130E-05  -1.1884860E-05
   23   3.6847442E-05  -1.1281874E-05
   24   3.4651489E-05  -1.0677268E-05
   25   3.2576758E-05  -1.0069304E-05
   26   3.0624153E-05  -9.4555600E-06
   27   2.8794686E-05  -8.8396837E-06
   28   2.7087808E-05  -8.2310157E-06
   29   2.5501265E-05  -7.6375641E-06
   30   2.4031317E-05  -7.0660846E-06
   31   2.2672993E-05  -6.5221727E-06
   32   2.1420315E-05  -6.0103532E-06
   33   2.0266484E-05  -5.5341524E-06
   34   1.9204105E-05  -5.0961915E-06
   35   1.8225339E-05  -4.6982485E-06
   36   1.7322071E-05  -4.3413275E-06
   37   1.6486058E-05  -4.0257208E-06
   38   1.5709057E-05  -3.7510571E-06
   39   1.4982971E-05  -3.5163591E-06
   40   1.4299952E-05  -3.3200786E-06
   41   1.3652517E-05  -3.1601341E-06
   42   1.3033648E-05  -3.0339405E-06
   43   1.2436895E-05  -2.9384330E-06
   44   1.1856464E-05  -2.8700868E-06
   45   1.1287317E-05  -2.8249312E-06
   46   1.0725243E-05  -2.7985588E-06
   47   1.0166964E-05  -2.7861340E-06
   48   9.6102099E-06  -2.7823956E-06
   49   9.3319720E-06  -2.7822047E-06
```

```
+-------------------------------------------------------------------------------------------------------------------------------+
|                   PARATIEPLUS(TM)   NLS ENGINE RELEASE  2018.0    FULL VERSION  *Build date:Nov 13, 2017*                    |
|                                                                                                                               |
|                              NewProject.BaseDesignSection_28.SLERaraFrequenteQuasiPermanente_1153                             |
|                                       Exe Time : 4 September 2018 18:02:09                                                    |
+-------------------------------------------------------------------------------------------------------------------------------+
New Project


S T R E S S   R E S U L T S   F O R   G R O U P   N O.   1

0_L                                                              :
ELEMENT TYPE    5 NO.OF ELEMENTS. IN THIS GROUP   49
C U R R E N T   T I M E   I S      2.0000

 HARDENING 2D SOIL ELEMENT

 ****** TOTAL STRESS FORMULATION *****

  EL *   FORCE     DISPL-Y  VERTICAL-P  HORIZON.-P     MAX-V-P     MAX-H-P           STATE   STIFFNESS Z-LEVEL      PORE
E FACTOR    UFACTOR       Peq           Su_a         Su_p     LAYER
 ------------------------------------------------------------------------------------------------------------------------------
-------------------------------------------------------------------------------------------
   1 D  1.8460E-03 -1.1113E-04  5.5437E-02  1.8460E-02  5.5437E-02   1.866          ACTIVE   0.000       0.000       0.000
1.000       1.000      1.8460E-02   0.000       0.000     DI1_164_167_L_0
   2 D  0.2198     -1.0719E-04   3.300       1.099       3.300       5.503          ACTIVE   0.000     -0.2000       0.000
1.000       1.000       1.099       0.000       0.000     DI1_164_167_L_0
   3 D  0.4717     -1.0324E-04   6.706       2.359       6.706       8.796           UL-RL  6.2354E+04 -0.4000       0.000
1.000       1.000       2.359       0.000       0.000     DI1_164_167_L_0
   4 D   1.079     -9.9306E-05   10.32       5.397       10.32       11.59           UL-RL  6.2354E+04 -0.6000       0.000
1.000       1.000       5.397       0.000       0.000     DI1_164_167_L_0
   5 D   1.593     -9.5370E-05   14.08       7.966       14.08       13.91           UL-RL  6.2354E+04 -0.8000       0.000
1.000       1.000       7.966       0.000       0.000     DI1_164_167_L_0
   6 D   2.035     -9.1444E-05   17.91       10.18       17.91       15.88           UL-RL  6.2354E+04  -1.000       0.000
1.000       1.000       10.18       0.000       0.000     DI1_164_167_L_0
   7 D   2.429     -8.7538E-05   21.73       12.14       21.73       17.60           UL-RL  6.2354E+04  -1.200       0.000
1.000       1.000       12.14       0.000       0.000     DI1_164_167_L_0
   8 D   2.791     -8.3670E-05   25.78       13.96       25.78       19.17           UL-RL  6.2354E+04  -1.400       0.000
1.000       1.000       13.96       0.000       0.000     DI1_164_167_L_0
   9 D   3.134     -7.9855E-05   30.11       15.67       30.11       20.65           UL-RL  6.2354E+04  -1.600       0.000
1.000       1.000       15.67       0.000       0.000     DI1_164_167_L_0
  10 D   3.466     -7.6107E-05   34.05       17.33       34.05       22.08           UL-RL  6.2354E+04  -1.800       0.000
1.000       1.000       17.33       0.000       0.000     DI1_164_167_L_0
  11 D   3.792     -7.2439E-05   38.05       18.96       38.05       23.48           UL-RL  6.2354E+04  -2.000       0.000
1.000       1.000       18.96       0.000       0.000     DI1_164_167_L_0
  12 D   4.114     -6.8861E-05   41.94       20.57       41.94       24.87           UL-RL  6.2354E+04  -2.200       0.000
1.000       1.000       20.57       0.000       0.000     DI1_164_167_L_0
  13 D   4.435     -6.5381E-05   45.58       22.18       45.58       26.25           UL-RL  6.2354E+04  -2.400       0.000
1.000       1.000       22.18       0.000       0.000     DI1_164_167_L_0
  14 D   4.756     -6.2006E-05   49.31       23.78       49.31       27.65           UL-RL  6.2354E+04  -2.600       0.000
1.000       1.000       23.78       0.000       0.000     DI1_164_167_L_0
  15 D   5.077     -5.8740E-05   52.98       25.39       52.98       29.05           UL-RL  6.2354E+04  -2.800       0.000
1.000       1.000       25.39       0.000       0.000     DI1_164_167_L_0
  16 D   5.399     -5.5588E-05   56.59       27.00       56.59       30.46           UL-RL  6.2354E+04  -3.000       0.000
1.000       1.000       27.00       0.000       0.000     DI1_164_167_L_0
  17 D   5.722     -5.2553E-05   60.06       28.61       60.06       31.89           UL-RL  6.2354E+04  -3.200       0.000
1.000       1.000       28.61       0.000       0.000     DI1_164_167_L_0
  18 D   6.046     -4.9635E-05   63.61       30.23       63.61       33.32           UL-RL  6.2354E+04  -3.400       0.000
1.000       1.000       30.23       0.000       0.000     DI1_164_167_L_0
  19 D   6.371     -4.6837E-05   67.13       31.85       67.13       34.77           UL-RL  6.2354E+04  -3.600       0.000
1.000       1.000       31.85       0.000       0.000     DI1_164_167_L_0
  20 D   6.697     -4.4159E-05   70.62       33.48       70.62       36.24           UL-RL  6.2354E+04  -3.800       0.000
1.000       1.000       33.48       0.000       0.000     DI1_164_167_L_0
  21 D   7.023     -4.1601E-05   74.01       35.12       74.01       37.71           UL-RL  6.2354E+04  -4.000       0.000
1.000       1.000       35.12       0.000       0.000     DI1_164_167_L_0
  22 D   7.350     -3.9164E-05   77.47       36.75       77.47       39.19           UL-RL  6.2354E+04  -4.200       0.000
1.000       1.000       36.75       0.000       0.000     DI1_164_167_L_0
  23 D   7.678     -3.6847E-05   80.91       38.39       80.91       40.69           UL-RL  6.2354E+04  -4.400       0.000
1.000       1.000       38.39       0.000       0.000     DI1_164_167_L_0
  24 D   8.005     -3.4651E-05   84.03       40.03       84.03       42.19           UL-RL  6.2354E+04  -4.600       0.000
1.000       1.000       40.03       0.000       0.000     DI1_164_167_L_0
```

```
  25 D   8.333     -3.2577E-05   87.01       41.67       87.01       43.70          UL-RL  6.2354E+04  -4.800       0.000
1.000       1.000       41.67       0.000       0.000     DI1_164_167_L_0
  26 D   8.122     -3.0624E-05   90.00       40.61       90.00       45.21          UL-RL  1.5029E+05  -5.000       0.000
1.000       1.000       40.61       0.000       0.000     DI2_165_168_L_0
  27 D   8.482     -2.8795E-05   93.01       42.41       93.01       46.74          UL-RL  1.5029E+05  -5.200       0.000
1.000       1.000       42.41       0.000       0.000     DI2_165_168_L_0
  28 D   8.839     -2.7088E-05   96.03       44.19       96.03       48.27          UL-RL  1.5029E+05  -5.400       0.000
1.000       1.000       44.19       0.000       0.000     DI2_165_168_L_0
  29 D   9.193     -2.5501E-05   99.06       45.97       99.06       49.80          UL-RL  1.5029E+05  -5.600       0.000
1.000       1.000       45.97       0.000       0.000     DI2_165_168_L_0
  30 D   9.545     -2.4031E-05   102.1       47.73       102.1       51.34          UL-RL  1.5029E+05  -5.800       0.000
1.000       1.000       47.73       0.000       0.000     DI2_165_168_L_0
  31 D   9.894     -2.2673E-05   105.2       49.47       105.2       52.88          UL-RL  1.5029E+05  -6.000       0.000
1.000       1.000       49.47       0.000       0.000     DI2_165_168_L_0
  32 D   10.24     -2.1420E-05   108.2       51.21       108.2       54.43          UL-RL  1.5029E+05  -6.200       0.000
1.000       1.000       51.21       0.000       0.000     DI2_165_168_L_0
  33 D   10.59     -2.0266E-05   111.3       52.93       111.3       55.97          UL-RL  1.5029E+05  -6.400       0.000
1.000       1.000       52.93       0.000       0.000     DI2_165_168_L_0
  34 D   10.93     -1.9204E-05   114.4       54.64       114.4       57.52          UL-RL  1.5029E+05  -6.600       0.000
1.000       1.000       54.64       0.000       0.000     DI2_165_168_L_0
  35 D   11.27     -1.8225E-05   117.5       56.34       117.5       59.08          UL-RL  1.5029E+05  -6.800       0.000
1.000       1.000       56.34       0.000       0.000     DI2_165_168_L_0
  36 D   11.61     -1.7322E-05   120.6       58.03       120.6       60.63          UL-RL  1.5029E+05  -7.000       0.000
1.000       1.000       58.03       0.000       0.000     DI2_165_168_L_0
  37 D   11.94     -1.6486E-05   123.7       59.71       123.7       62.19          UL-RL  1.5029E+05  -7.200       0.000
1.000       1.000       59.71       0.000       0.000     DI2_165_168_L_0
  38 D   12.28     -1.5709E-05   126.8       61.39       126.8       63.75          UL-RL  1.5029E+05  -7.400       0.000
1.000       1.000       61.39       0.000       0.000     DI2_165_168_L_0
  39 D   12.61     -1.4983E-05   129.9       63.06       129.9       65.31          UL-RL  1.5029E+05  -7.600       0.000
1.000       1.000       63.06       0.000       0.000     DI2_165_168_L_0
  40 D   12.94     -1.4300E-05   133.0       64.72       133.0       66.87          UL-RL  1.5029E+05  -7.800       0.000
1.000       1.000       64.72       0.000       0.000     DI2_165_168_L_0
  41 D   13.28     -1.3653E-05   136.1       66.38       136.1       68.43          UL-RL  1.5029E+05  -8.000       0.000
1.000       1.000       66.38       0.000       0.000     DI2_165_168_L_0
  42 D   13.61     -1.3034E-05   139.3       68.04       139.3       69.99          UL-RL  1.5029E+05  -8.200       0.000
1.000       1.000       68.04       0.000       0.000     DI2_165_168_L_0
  43 D   13.94     -1.2437E-05   142.4       69.69       142.4       71.56          UL-RL  1.5029E+05  -8.400       0.000
1.000       1.000       69.69       0.000       0.000     DI2_165_168_L_0
  44 D   14.27     -1.1856E-05   145.5       71.34       145.5       73.12          UL-RL  1.5029E+05  -8.600       0.000
1.000       1.000       71.34       0.000       0.000     DI2_165_168_L_0
  45 D   14.60     -1.1287E-05   148.7       72.99       148.7       74.69          UL-RL  1.5029E+05  -8.800       0.000
1.000       1.000       72.99       0.000       0.000     DI2_165_168_L_0
  46 D   14.93     -1.0725E-05   151.8       74.64       151.8       76.25          UL-RL  1.5029E+05  -9.000       0.000
1.000       1.000       74.64       0.000       0.000     DI2_165_168_L_0
  47 D   15.26     -1.0167E-05   154.9       76.29       154.9       77.82          UL-RL  1.5029E+05  -9.200       0.000
1.000       1.000       76.29       0.000       0.000     DI2_165_168_L_0
  48 D   11.69     -9.6102E-06   158.1       77.94       158.1       79.38          UL-RL  1.5029E+05  -9.400       0.000
1.000       1.000       77.94       0.000       0.000     DI2_165_168_L_0
  49 D   3.938     -9.3320E-06   159.7       78.76       159.7       80.16          UL-RL  1.5029E+05  -9.500       0.000
1.000       1.000       78.76       0.000       0.000     DI2_165_168_L_0
```

```
+-------------------------------------------------------------------------------------------------------------------------------+
|                   PARATIEPLUS(TM)   NLS ENGINE RELEASE  2018.0    FULL VERSION  *Build date:Nov 13, 2017*                    |
|                                                                                                                               |
|                            NewProject.BaseDesignSection_28.SLERaraFrequenteQuasiPermanente_1153                               |
|                                     Exe Time : 4 September 2018 18:02:09                                                      |
+-------------------------------------------------------------------------------------------------------------------------------+
New Project


S T R E S S   R E S U L T S   F O R   G R O U P   N O.   2

0_R                                                              :
ELEMENT TYPE    5 NO.OF ELEMENTS. IN THIS GROUP   49
C U R R E N T   T I M E   I S      2.0000

 HARDENING 2D SOIL ELEMENT

 ****** TOTAL STRESS FORMULATION *****

  EL *   FORCE     DISPL-Y  VERTICAL-P  HORIZON.-P     MAX-V-P     MAX-H-P           STATE   STIFFNESS Z-LEVEL      PORE
E FACTOR    UFACTOR       Peq           Su_a         Su_p     LAYER
 ------------------------------------------------------------------------------------------------------------------------------
-------------------------------------------------------------------------------------------
   1     0.000         --          --          --          --          --          REMOVED     --        0.000       0.000
1.000       1.000       0.000       0.000       0.000     not available
   2     0.000         --          --          --          --          --          REMOVED     --       -0.2000      0.000
1.000       1.000       0.000       0.000       0.000     not available
   3     0.000         --          --          --          --          --          REMOVED     --       -0.4000      0.000
1.000       1.000       0.000       0.000       0.000     not available
   4     0.000         --          --          --          --          --          REMOVED     --       -0.6000      0.000
1.000       1.000       0.000       0.000       0.000     not available
   5     0.000         --          --          --          --          --          REMOVED     --       -0.8000      0.000
1.000       1.000       0.000       0.000       0.000     not available
   6 D   0.000      9.1444E-05   0.000       0.000       16.00       15.88         PASSIVE   0.000      -1.000       0.000
1.000       1.000       0.000       0.000       0.000     DI1_164_167_L_0
   7 D   2.744      8.7538E-05   3.200       13.72       19.20       17.60         PASSIVE   0.000      -1.200       0.000
1.000       1.000       13.72       0.000       0.000     DI1_164_167_L_0
   8 D   3.487      8.3670E-05   6.400       17.44       22.40       19.17           UL-RL  4.1569E+04  -1.400       0.000
1.000       1.000       17.44       0.000       0.000     DI1_164_167_L_0
   9 D   3.802      7.9855E-05   9.600       19.01       25.60       20.65           UL-RL  4.1569E+04  -1.600       0.000
1.000       1.000       19.01       0.000       0.000     DI1_164_167_L_0
  10 D   4.088      7.6107E-05   12.80       20.44       28.80       22.08           UL-RL  4.1569E+04  -1.800       0.000
1.000       1.000       20.44       0.000       0.000     DI1_164_167_L_0
  11 D   4.361      7.2439E-05   16.00       21.80       32.00       23.48           UL-RL  4.1569E+04  -2.000       0.000
1.000       1.000       21.80       0.000       0.000     DI1_164_167_L_0
  12 D   4.625      6.8861E-05   19.20       23.13       35.20       24.87           UL-RL  4.1569E+04  -2.200       0.000
1.000       1.000       23.13       0.000       0.000     DI1_164_167_L_0
  13 D   4.887      6.5381E-05   22.40       24.44       38.40       26.25           UL-RL  4.1569E+04  -2.400       0.000
1.000       1.000       24.44       0.000       0.000     DI1_164_167_L_0
  14 D   5.148      6.2006E-05   25.60       25.74       41.60       27.65           UL-RL  4.1569E+04  -2.600       0.000
1.000       1.000       25.74       0.000       0.000     DI1_164_167_L_0
  15 D   5.410      5.8740E-05   28.80       27.05       44.80       29.05           UL-RL  4.1569E+04  -2.800       0.000
1.000       1.000       27.05       0.000       0.000     DI1_164_167_L_0
  16 D   5.674      5.5588E-05   32.00       28.37       48.00       30.46           UL-RL  4.1569E+04  -3.000       0.000
1.000       1.000       28.37       0.000       0.000     DI1_164_167_L_0
  17 D   5.940      5.2553E-05   35.20       29.70       51.20       31.89           UL-RL  4.1569E+04  -3.200       0.000
1.000       1.000       29.70       0.000       0.000     DI1_164_167_L_0
  18 D   6.208      4.9635E-05   38.40       31.04       54.40       33.32           UL-RL  4.1569E+04  -3.400       0.000
1.000       1.000       31.04       0.000       0.000     DI1_164_167_L_0
  19 D   6.479      4.6837E-05   41.60       32.40       57.60       34.77           UL-RL  4.1569E+04  -3.600       0.000
1.000       1.000       32.40       0.000       0.000     DI1_164_167_L_0
  20 D   6.753      4.4159E-05   44.80       33.77       60.80       36.24           UL-RL  4.1569E+04  -3.800       0.000
1.000       1.000       33.77       0.000       0.000     DI1_164_167_L_0
  21 D   7.030      4.1601E-05   48.00       35.15       64.00       37.71           UL-RL  4.1569E+04  -4.000       0.000
1.000       1.000       35.15       0.000       0.000     DI1_164_167_L_0
  22 D   7.310      3.9164E-05   51.20       36.55       67.20       39.19           UL-RL  4.1569E+04  -4.200       0.000
1.000       1.000       36.55       0.000       0.000     DI1_164_167_L_0
  23 D   7.592      3.6847E-05   54.40       37.96       70.40       40.69           UL-RL  4.1569E+04  -4.400       0.000
1.000       1.000       37.96       0.000       0.000     DI1_164_167_L_0
  24 D   7.877      3.4651E-05   57.60       39.38       73.60       42.19           UL-RL  4.1569E+04  -4.600       0.000
1.000       1.000       39.38       0.000       0.000     DI1_164_167_L_0
```

25 D	8.164	3.2577E-05	60.80	40.82	76.80	43.70	UL-RL	4.1569E+04	-4.800	0.000	
1.000	1.000	40.82	0.000	0.000	DI1_164_167_L_0						
26 D	8.741	3.0624E-05	64.00	43.70	80.00	45.21	UL-RL	8.8610E+04	-5.000	0.000	
1.000	1.000	43.70	0.000	0.000	DI2_165_168_L_0						
27 D	9.015	2.8795E-05	67.20	45.07	83.20	46.74	UL-RL	8.8610E+04	-5.200	0.000	
1.000	1.000	45.07	0.000	0.000	DI2_165_168_L_0						
28 D	9.292	2.7088E-05	70.40	46.46	86.40	48.27	UL-RL	8.8610E+04	-5.400	0.000	
1.000	1.000	46.46	0.000	0.000	DI2_165_168_L_0						
29 D	9.572	2.5501E-05	73.60	47.86	89.60	49.80	UL-RL	8.8610E+04	-5.600	0.000	
1.000	1.000	47.86	0.000	0.000	DI2_165_168_L_0						
30 D	9.856	2.4031E-05	76.80	49.28	92.80	51.34	UL-RL	8.8610E+04	-5.800	0.000	
1.000	1.000	49.28	0.000	0.000	DI2_165_168_L_0						
31 D	10.14	2.2673E-05	80.00	50.71	96.00	52.88	UL-RL	8.8610E+04	-6.000	0.000	
1.000	1.000	50.71	0.000	0.000	DI2_165_168_L_0						
32 D	10.43	2.1420E-05	83.20	52.15	99.20	54.43	UL-RL	8.8610E+04	-6.200	0.000	
1.000	1.000	52.15	0.000	0.000	DI2_165_168_L_0						
33 D	10.72	2.0266E-05	86.40	53.60	102.4	55.97	UL-RL	8.8610E+04	-6.400	0.000	
1.000	1.000	53.60	0.000	0.000	DI2_165_168_L_0						
34 D	11.01	1.9204E-05	89.60	55.06	105.6	57.52	UL-RL	8.8610E+04	-6.600	0.000	
1.000	1.000	55.06	0.000	0.000	DI2_165_168_L_0						
35 D	11.31	1.8225E-05	92.80	56.53	108.8	59.08	UL-RL	8.8610E+04	-6.800	0.000	
1.000	1.000	56.53	0.000	0.000	DI2_165_168_L_0						
36 D	11.60	1.7322E-05	96.00	58.01	112.0	60.63	UL-RL	8.8610E+04	-7.000	0.000	
1.000	1.000	58.01	0.000	0.000	DI2_165_168_L_0						
37 D	11.90	1.6486E-05	99.20	59.50	115.2	62.19	UL-RL	8.8610E+04	-7.200	0.000	
1.000	1.000	59.50	0.000	0.000	DI2_165_168_L_0						
38 D	12.20	1.5709E-05	102.4	61.00	118.4	63.75	UL-RL	8.8610E+04	-7.400	0.000	
1.000	1.000	61.00	0.000	0.000	DI2_165_168_L_0						
39 D	12.50	1.4983E-05	105.6	62.50	121.6	65.31	UL-RL	8.8610E+04	-7.600	0.000	
1.000	1.000	62.50	0.000	0.000	DI2_165_168_L_0						
40 D	12.80	1.4300E-05	108.8	64.00	124.8	66.87	UL-RL	8.8610E+04	-7.800	0.000	
1.000	1.000	64.00	0.000	0.000	DI2_165_168_L_0						
41 D	13.10	1.3653E-05	112.0	65.51	128.0	68.43	UL-RL	8.8610E+04	-8.000	0.000	
1.000	1.000	65.51	0.000	0.000	DI2_165_168_L_0						
42 D	13.40	1.3034E-05	115.2	67.02	131.2	69.99	UL-RL	8.8610E+04	-8.200	0.000	
1.000	1.000	67.02	0.000	0.000	DI2_165_168_L_0						
43 D	13.71	1.2437E-05	118.4	68.53	134.4	71.56	UL-RL	8.8610E+04	-8.400	0.000	
1.000	1.000	68.53	0.000	0.000	DI2_165_168_L_0						
44 D	14.01	1.1856E-05	121.6	70.05	137.6	73.12	UL-RL	8.8610E+04	-8.600	0.000	
1.000	1.000	70.05	0.000	0.000	DI2_165_168_L_0						
45 D	14.31	1.1287E-05	124.8	71.57	140.8	74.69	UL-RL	8.8610E+04	-8.800	0.000	
1.000	1.000	71.57	0.000	0.000	DI2_165_168_L_0						
46 D	14.62	1.0725E-05	128.0	73.08	144.0	76.25	UL-RL	8.8610E+04	-9.000	0.000	
1.000	1.000	73.08	0.000	0.000	DI2_165_168_L_0						
47 D	14.92	1.0167E-05	131.2	74.60	147.2	77.82	UL-RL	8.8610E+04	-9.200	0.000	
1.000	1.000	74.60	0.000	0.000	DI2_165_168_L_0						
48 D	11.42	9.6102E-06	134.4	76.12	150.4	79.38	UL-RL	8.8610E+04	-9.400	0.000	
1.000	1.000	76.12	0.000	0.000	DI2_165_168_L_0						
49 D	3.844	9.3320E-06	136.0	76.88	152.0	80.16	UL-RL	8.8610E+04	-9.500	0.000	
1.000	1.000	76.88	0.000	0.000	DI2_165_168_L_0						

```
+-------------------------------------------------------------------------------------------------------------------------+
|                   PARATIEPLUS(TM)   NLS ENGINE RELEASE  2018.0    FULL VERSION  *Build date:Nov 13, 2017*              |
|                                                                                                                         |
|                          NewProject.BaseDesignSection_28.SLERaraFrequenteQuasiPermanente_1153                           |
|                                   Exe Time : 4 September 2018 18:02:09                                                  |
+-------------------------------------------------------------------------------------------------------------------------+
New Project


S T R E S S   R E S U L T S   F O R   G R O U P   N O.   3

WallElement_33                                                :
ELEMENT TYPE    2 NO.OF ELEMENTS. IN THIS GROUP   48
C U R R E N T   T I M E   I S     2.0000

 WALL2D ELEMENT

   EL      TA          TB          MA          MB
-----------------------------------------------------
    1 1.84604E-03-1.84604E-03 2.74269E-12 3.69208E-04
    2 0.22162    -0.22162    -3.69208E-04 4.46939E-02
    3 0.69333    -0.69333    -4.46939E-02 0.18336
    4  1.7728     -1.7728    -0.18336     0.53792
    5  3.3659     -3.3659    -0.53792      1.2111
    6  5.4011     -5.4011     -1.2111      2.2913
    7  5.0853     -5.0853     -2.2913      3.3084
    8  4.3890     -4.3890     -3.3084      4.1862
    9  3.7216     -3.7216     -4.1862      4.9305
   10  3.0997     -3.0997     -4.9305      5.5504
   11  2.5313     -2.5313     -5.5504      6.0567
   12  2.0204     -2.0204     -6.0567      6.4608
   13  1.5686     -1.5686     -6.4608      6.7745
   14  1.1765     -1.1765     -6.7745      7.0098
   15 0.84357    -0.84357     -7.0098      7.1785
   16 0.56901    -0.56901     -7.1785      7.2923
   17 0.35145    -0.35145     -7.2923      7.3626
   18 0.18929    -0.18929     -7.3626      7.4004
   19 8.07408E-02-8.07408E-02 -7.4004      7.4166
   20 2.38713E-02-2.38713E-02 -7.4166      7.4214
   21 1.66409E-02-1.66409E-02 -7.4214      7.4247
   22 5.69329E-02-5.69329E-02 -7.4247      7.4361
   23 0.14257    -0.14257     -7.4361      7.4646
   24 0.27131    -0.27131     -7.4646      7.5189
   25 0.44089    -0.44089     -7.5189      7.6070
   26-0.17774     0.17774     -7.6070      7.5715
   27-0.71087     0.71087     -7.5715      7.4293
   28 -1.1642      1.1642     -7.4293      7.1965
   29 -1.5433      1.5433     -7.1965      6.8878
   30 -1.8537      1.8537     -6.8878      6.5171
   31 -2.1006      2.1006     -6.5171      6.0969
   32 -2.2889      2.2889     -6.0969      5.6392
   33 -2.4233      2.4233     -5.6392      5.1545
   34 -2.5080      2.5080     -5.1545      4.6529
   35 -2.5470      2.5470     -4.6529      4.1435
   36 -2.5438      2.5438     -4.1435      3.6347
   37 -2.5016      2.5016     -3.6347      3.1344
   38 -2.4232      2.4232     -3.1344      2.6498
   39 -2.3109      2.3109     -2.6498      2.1876
   40 -2.1667      2.1667     -2.1876      1.7543
   41 -1.9923      1.9923     -1.7543      1.3558
   42 -1.7890      1.7890     -1.3558     0.99800
   43 -1.5579      1.5579    -0.99800     0.68641
   44 -1.2997      1.2997    -0.68641     0.42647
   45 -1.0149      1.0149    -0.42647     0.22349
   46-0.70381     0.70381    -0.22349     8.27248E-02
   47-0.36658     0.36658    -8.27248E-02 9.40937E-03
   48-9.40900E-02 9.40900E-02-9.40937E-03 1.76392E-12
```

```
+-------------------------------------------------------------------------------------------------------------------------------+
|                   PARATIEPLUS(TM)   NLS ENGINE RELEASE  2018.0    FULL VERSION  *Build date:Nov 13, 2017*                    |
|                                                                                                                               |
|                          NewProject.BaseDesignSection_28.SLERaraFrequenteQuasiPermanente_1153                                 |
|                                   Exe Time : 4 September 2018 18:02:09                                                        |
+-------------------------------------------------------------------------------------------------------------------------------+
New Project


S T R E S S    R E S U L T S    F O R    G R O U P    N O.    4

Tieback_175                                                  :
ELEMENT TYPE    6 NO.OF ELEMENTS. IN THIS GROUP    1
C U R R E N T    T I M E    I S      2.0000

 POST-TENSION 2D-BOUNDARY ELEMENT

         EL    FORCE          d0          EDISPL     pl. eps          K     -ve limit   +ve limit
-------------------------------------------------------------------------------------------------------

***** NO ONE ELEMENT ACTIVE AT CURRENT STEP *****

ITER     0 RNORM = 0.000     RMNORM= 0.000
           RINORM=0.2264E+05 RIMNOR= 2597.
           RENORM=0.1439E+05 REMNOR=0.1087E-21 RATIO =0.7972     TOLER =0.1000E-03  NOT CONVERGED
           RFMAX = 119.9     RMMAX = 7.607
           RTSMAL=0.1000E-02 RMSMAL=0.1000E-04
           RDT   =0.2264E+05 RDR   = 2597.
           RATIOT=0.7972     RATIOR= 0.000
           MAX UN=0.6430E-10 IEQ=    23 NODE     12 DOF   1  Y-DISPL.F
           MIN UN=-119.9     IEQ=     1 NODE      1 DOF   1  Y-DISPL.F
           NO. OF CONTACT CONSTRAINT VIOLATIONS     0


ITER     2 RNORM = 0.000     RMNORM= 0.000
           RINORM=0.2264E+05 RIMNOR= 2597.
           RENORM= 176.2     REMNOR=0.1929E-19 RATIO =0.8822E-01 TOLER =0.1000E-03  NOT CONVERGED
           RFMAX = 119.9     RMMAX = 7.607
           RTSMAL=0.1000E-02 RMSMAL=0.1000E-04
           RDT   =0.2264E+05 RDR   = 2597.
           RATIOT=0.8822E-01 RATIOR= 0.000
           MAX UN=0.6171E-01 IEQ=    75 NODE     38 DOF   1  Y-DISPL.F
           MIN UN=-7.257     IEQ=     3 NODE      2 DOF   1  Y-DISPL.F
           NO. OF CONTACT CONSTRAINT VIOLATIONS     0


ITER     3 RNORM = 0.000     RMNORM= 0.000
           RINORM=0.2264E+05 RIMNOR= 2597.
           RENORM= 12.09     REMNOR=0.2326E-19 RATIO =0.2311E-01 TOLER =0.1000E-03  NOT CONVERGED
           RFMAX = 119.9     RMMAX = 7.607
           RTSMAL=0.1000E-02 RMSMAL=0.1000E-04
           RDT   =0.2264E+05 RDR   = 2597.
           RATIOT=0.2311E-01 RATIOR= 0.000
           MAX UN=0.3856E-01 IEQ=    63 NODE     32 DOF   1  Y-DISPL.F
           MIN UN=-2.864     IEQ=     5 NODE      3 DOF   1  Y-DISPL.F
           NO. OF CONTACT CONSTRAINT VIOLATIONS     0


ITER     4 RNORM = 0.000     RMNORM= 0.000
           RINORM=0.2264E+05 RIMNOR= 2597.
           RENORM=0.4817E-02 REMNOR=0.5450E-20 RATIO =0.4613E-03 TOLER =0.1000E-03  NOT CONVERGED
           RFMAX = 119.9     RMMAX = 7.607
           RTSMAL=0.1000E-02 RMSMAL=0.1000E-04
           RDT   =0.2264E+05 RDR   = 2597.
           RATIOT=0.4613E-03 RATIOR= 0.000
           MAX UN=0.7054E-02 IEQ=    67 NODE     34 DOF   1  Y-DISPL.F
           MIN UN=-.6899E-01 IEQ=    55 NODE     28 DOF   1  Y-DISPL.F
           NO. OF CONTACT CONSTRAINT VIOLATIONS     0


ITER     5 RNORM = 0.000     RMNORM= 0.000
```

```
RINORM=0.2264E+05 RIMNOR= 2597.
RENORM=0.3398E-06 REMNOR=0.1200E-19 RATIO =0.3874E-05 TOLER =0.1000E-03      CONVERGED !
RFMAX = 119.9     RMMAX = 7.607
RTSMAL=0.1000E-02 RMSMAL=0.1000E-04
RDT   =0.2264E+05 RDR   = 2597.
RATIOT=0.3874E-05 RATIOR= 0.000
MAX UN=0.3094E-03 IEQ=    71 NODE     36 DOF   1  Y-DISPL.F
MIN UN=-.8153E-09 IEQ=     9 NODE      5 DOF   1  Y-DISPL.F
NO. OF CONTACT CONSTRAINT VIOLATIONS     0
```

```
+-------------------------------------------------------------------------------------------------------------------------+
|                   PARATIEPLUS(TM)   NLS ENGINE RELEASE  2018.0    FULL VERSION  *Build date:Nov 13, 2017*              |
|                                                                                                                         |
|                            NewProject.BaseDesignSection_28.SLERaraFrequenteQuasiPermanente_1153                         |
|                                     Exe Time : 4 September 2018 18:02:09                                                |
+-------------------------------------------------------------------------------------------------------------------------+
New Project
SOLUTION REACHED USING     5 ITERATIONS ON   40

P R I N T   O U T   F O R   T I M E   S T E P    3     ( AT TIME   3.000     )

PRINT OUT OF ACTIVE COMPONENTS (FIXED NODES ARE NOT PRINTED OUT)

          Y-DISPL.F        X-ROT. F
            (02)             (04)           (
    1  -1.3019491E-03   3.7407237E-04
    2  -1.2271995E-03   3.7309925E-04
    3  -1.1528372E-03   3.7020962E-04
    4  -1.0792374E-03   3.6549356E-04
    5  -1.0067517E-03   3.5909854E-04
    6  -9.3569840E-04   3.5119790E-04
    7  -8.6636150E-04   3.4196284E-04
    8  -7.9899112E-04   3.3155996E-04
    9  -7.3380472E-04   3.2014908E-04
   10  -6.7098849E-04   3.0788315E-04
   11  -6.1069872E-04   2.9490826E-04
   12  -5.5306315E-04   2.8136386E-04
   13  -4.9818227E-04   2.6738300E-04
   14  -4.4613058E-04   2.5309265E-04
   15  -3.9695776E-04   2.3861408E-04
   16  -3.5068977E-04   2.2406323E-04
   17  -3.0732977E-04   2.0954971E-04
   18  -2.6686049E-04   1.9517392E-04
   19  -2.2924507E-04   1.8102502E-04
   20  -1.9443009E-04   1.6718191E-04
   21  -1.6234745E-04   1.5371406E-04
   22  -1.3291558E-04   1.4068192E-04
   23  -1.0604213E-04   1.2813803E-04
   24  -8.1624815E-05   1.1612748E-04
   25  -5.9553026E-05   1.0468861E-04
   26  -3.9709112E-05   9.3853620E-05
   27  -2.1969184E-05   8.3655840E-05
   28  -6.2022617E-06   7.4127133E-05
   29   7.7277442E-06   6.5289559E-05
   30   1.9960469E-05   5.7155597E-05
   31   3.0637082E-05   4.9728120E-05
   32   3.9898371E-05   4.3001128E-05
   33   4.7883266E-05   3.6960836E-05
   34   5.4727141E-05   3.1587067E-05
   35   6.0560823E-05   2.6854251E-05
   36   6.5509574E-05   2.2732432E-05
   37   6.9692268E-05   1.9187998E-05
   38   7.3220795E-05   1.6184207E-05
   39   7.6199375E-05   1.3681785E-05
   40   7.8724168E-05   1.1639260E-05
   41   8.0882851E-05   1.0013314E-05
   42   8.2754274E-05   8.7590601E-06
   43   8.4408172E-05   7.8302561E-06
   44   8.5904911E-05   7.1794775E-06
   45   8.7295259E-05   6.7582431E-06
   46   8.8620207E-05   6.5170959E-06
   47   8.9910745E-05   6.4056734E-06
   48   9.1187709E-05   6.3727317E-06
   49   9.1824897E-05   6.3710764E-06
```

```
+-------------------------------------------------------------------------------------------------------------------------------+
|                   PARATIEPLUS(TM)   NLS ENGINE RELEASE  2018.0    FULL VERSION  *Build date:Nov 13, 2017*                    |
|                                                                                                                               |
|                          NewProject.BaseDesignSection_28.SLERaraFrequenteQuasiPermanente_1153                                 |
|                                   Exe Time : 4 September 2018 18:02:09                                                        |
+-------------------------------------------------------------------------------------------------------------------------------+
New Project


S T R E S S   R E S U L T S   F O R   G R O U P   N O.   1

0_L                                                              :
ELEMENT TYPE    5 NO.OF ELEMENTS. IN THIS GROUP   49
C U R R E N T   T I M E   I S      3.0000

 HARDENING 2D SOIL ELEMENT

 ****** TOTAL STRESS FORMULATION *****

  EL *   FORCE     DISPL-Y  VERTICAL-P  HORIZON.-P     MAX-V-P     MAX-H-P           STATE   STIFFNESS Z-LEVEL      PORE
E FACTOR    UFACTOR       Peq           Su_a         Su_p     LAYER
 ------------------------------------------------------------------------------------------------------------------------------
-------------------------------------------------------------------------------------------
   1 D  3.0756E-02  1.3019E-03  5.5437E-02  0.3076      5.5437E-02   1.866         PASSIVE   0.000       0.000       0.000
1.000       1.000      0.3076       0.000       0.000     DI1_164_167_L_0
   2 D   3.662      1.2272E-03   3.300       18.31       3.300       18.31         PASSIVE   0.000     -0.2000       0.000
1.000       1.000       18.31       0.000       0.000     DI1_164_167_L_0
   3 D   7.441      1.1528E-03   6.706       37.21       6.706       37.21         PASSIVE   0.000     -0.4000       0.000
1.000       1.000       37.21       0.000       0.000     DI1_164_167_L_0
   4 D   10.73      1.0792E-03   10.32       53.65       10.32       53.65           V-C  3.8971E+04 -0.6000       0.000
1.000       1.000       53.65       0.000       0.000     DI1_164_167_L_0
   5 D   10.63      1.0068E-03   14.08       53.15       14.08       53.15           V-C  3.8971E+04 -0.8000       0.000
1.000       1.000       53.15       0.000       0.000     DI1_164_167_L_0
   6 D   10.47      9.3570E-04   17.91       52.34       17.91       52.34           V-C  3.8971E+04  -1.000       0.000
1.000       1.000       52.34       0.000       0.000     DI1_164_167_L_0
   7 D   10.27      8.6636E-04   21.73       51.36       21.73       51.36           V-C  3.8971E+04  -1.200       0.000
1.000       1.000       51.36       0.000       0.000     DI1_164_167_L_0
   8 D   10.06      7.9899E-04   25.78       50.31       25.78       50.31           V-C  3.8971E+04  -1.400       0.000
1.000       1.000       50.31       0.000       0.000     DI1_164_167_L_0
   9 D   9.850      7.3380E-04   30.11       49.25       30.11       49.25           V-C  3.8971E+04  -1.600       0.000
1.000       1.000       49.25       0.000       0.000     DI1_164_167_L_0
  10 D   9.645      6.7099E-04   34.05       48.23       34.05       48.23           V-C  3.8971E+04  -1.800       0.000
1.000       1.000       48.23       0.000       0.000     DI1_164_167_L_0
  11 D   9.455      6.1070E-04   38.05       47.28       38.05       47.28           V-C  3.8971E+04  -2.000       0.000
1.000       1.000       47.28       0.000       0.000     DI1_164_167_L_0
  12 D   9.284      5.5306E-04   41.94       46.42       41.94       46.42           V-C  3.8971E+04  -2.200       0.000
1.000       1.000       46.42       0.000       0.000     DI1_164_167_L_0
  13 D   9.134      4.9818E-04   45.58       45.67       45.58       45.67           V-C  3.8971E+04  -2.400       0.000
1.000       1.000       45.67       0.000       0.000     DI1_164_167_L_0
  14 D   9.007      4.4613E-04   49.31       45.03       49.31       45.03           V-C  3.8971E+04  -2.600       0.000
1.000       1.000       45.03       0.000       0.000     DI1_164_167_L_0
  15 D   8.904      3.9696E-04   52.98       44.52       52.98       44.52           V-C  3.8971E+04  -2.800       0.000
1.000       1.000       44.52       0.000       0.000     DI1_164_167_L_0
  16 D   8.826      3.5069E-04   56.59       44.13       56.59       44.13           V-C  3.8971E+04  -3.000       0.000
1.000       1.000       44.13       0.000       0.000     DI1_164_167_L_0
  17 D   8.773      3.0733E-04   60.06       43.86       60.06       43.86           V-C  3.8971E+04  -3.200       0.000
1.000       1.000       43.86       0.000       0.000     DI1_164_167_L_0
  18 D   8.745      2.6686E-04   63.61       43.72       63.61       43.72           V-C  3.8971E+04  -3.400       0.000
1.000       1.000       43.72       0.000       0.000     DI1_164_167_L_0
  19 D   8.742      2.2925E-04   67.13       43.71       67.13       43.71           V-C  3.8971E+04  -3.600       0.000
1.000       1.000       43.71       0.000       0.000     DI1_164_167_L_0
  20 D   8.763      1.9443E-04   70.62       43.81       70.62       43.81           V-C  3.8971E+04  -3.800       0.000
1.000       1.000       43.81       0.000       0.000     DI1_164_167_L_0
  21 D   8.807      1.6235E-04   74.01       44.04       74.01       44.04           V-C  3.8971E+04  -4.000       0.000
1.000       1.000       44.04       0.000       0.000     DI1_164_167_L_0
  22 D   8.875      1.3292E-04   77.47       44.37       77.47       44.37           V-C  3.8971E+04  -4.200       0.000
1.000       1.000       44.37       0.000       0.000     DI1_164_167_L_0
  23 D   8.964      1.0604E-04   80.91       44.82       80.91       44.82           V-C  3.8971E+04  -4.400       0.000
1.000       1.000       44.82       0.000       0.000     DI1_164_167_L_0
  24 D   9.074      8.1625E-05   84.03       45.37       84.03       45.37           V-C  3.8971E+04  -4.600       0.000
1.000       1.000       45.37       0.000       0.000     DI1_164_167_L_0
```

25 D	9.204	5.9553E-05	87.01	46.02	87.01	46.02	V-C	3.8971E+04	-4.800	0.000		
1.000	1.000	46.02	0.000	0.000	DI1_164_167_L_0							
26 D	9.789	3.9709E-05	90.00	48.94	90.00	48.94	V-C	9.3930E+04	-5.000	0.000		
1.000	1.000	48.94	0.000	0.000	DI2_165_168_L_0							
27 D	9.760	2.1969E-05	93.01	48.80	93.01	48.80	V-C	9.3930E+04	-5.200	0.000		
1.000	1.000	48.80	0.000	0.000	DI2_165_168_L_0							
28 D	9.770	6.2023E-06	96.03	48.85	96.03	48.85	V-C	9.3930E+04	-5.400	0.000		
1.000	1.000	48.85	0.000	0.000	DI2_165_168_L_0							
29 D	9.728	-7.7277E-06	99.06	48.64	99.06	49.80	UL-RL	1.5029E+05	-5.600	0.000		
1.000	1.000	48.64	0.000	0.000	DI2_165_168_L_0							
30 D	9.668	-1.9960E-05	102.1	48.34	102.1	51.34	UL-RL	1.5029E+05	-5.800	0.000		
1.000	1.000	48.34	0.000	0.000	DI2_165_168_L_0							
31 D	9.655	-3.0637E-05	105.2	48.28	105.2	52.88	UL-RL	1.5029E+05	-6.000	0.000		
1.000	1.000	48.28	0.000	0.000	DI2_165_168_L_0							
32 D	9.686	-3.9898E-05	108.2	48.43	108.2	54.43	UL-RL	1.5029E+05	-6.200	0.000		
1.000	1.000	48.43	0.000	0.000	DI2_165_168_L_0							
33 D	9.755	-4.7883E-05	111.3	48.78	111.3	55.97	UL-RL	1.5029E+05	-6.400	0.000		
1.000	1.000	48.78	0.000	0.000	DI2_165_168_L_0							
34 D	9.860	-5.4727E-05	114.4	49.30	114.4	57.52	UL-RL	1.5029E+05	-6.600	0.000		
1.000	1.000	49.30	0.000	0.000	DI2_165_168_L_0							
35 D	9.995	-6.0561E-05	117.5	49.98	117.5	59.08	UL-RL	1.5029E+05	-6.800	0.000		
1.000	1.000	49.98	0.000	0.000	DI2_165_168_L_0							
36 D	10.16	-6.5510E-05	120.6	50.79	120.6	60.63	UL-RL	1.5029E+05	-7.000	0.000		
1.000	1.000	50.79	0.000	0.000	DI2_165_168_L_0							
37 D	10.34	-6.9692E-05	123.7	51.72	123.7	62.19	UL-RL	1.5029E+05	-7.200	0.000		
1.000	1.000	51.72	0.000	0.000	DI2_165_168_L_0							
38 D	10.55	-7.3221E-05	126.8	52.75	126.8	63.75	UL-RL	1.5029E+05	-7.400	0.000		
1.000	1.000	52.75	0.000	0.000	DI2_165_168_L_0							
39 D	10.77	-7.6199E-05	129.9	53.86	129.9	65.31	UL-RL	1.5029E+05	-7.600	0.000		
1.000	1.000	53.86	0.000	0.000	DI2_165_168_L_0							
40 D	11.01	-7.8724E-05	133.0	55.04	133.0	66.87	UL-RL	1.5029E+05	-7.800	0.000		
1.000	1.000	55.04	0.000	0.000	DI2_165_168_L_0							
41 D	11.26	-8.0883E-05	136.1	56.28	136.1	68.43	UL-RL	1.5029E+05	-8.000	0.000		
1.000	1.000	56.28	0.000	0.000	DI2_165_168_L_0							
42 D	11.51	-8.2754E-05	139.3	57.56	139.3	69.99	UL-RL	1.5029E+05	-8.200	0.000		
1.000	1.000	57.56	0.000	0.000	DI2_165_168_L_0							
43 D	11.77	-8.4408E-05	142.4	58.87	142.4	71.56	UL-RL	1.5029E+05	-8.400	0.000		
1.000	1.000	58.87	0.000	0.000	DI2_165_168_L_0							
44 D	12.04	-8.5905E-05	145.5	60.21	145.5	73.12	UL-RL	1.5029E+05	-8.600	0.000		
1.000	1.000	60.21	0.000	0.000	DI2_165_168_L_0							
45 D	12.31	-8.7295E-05	148.7	61.57	148.7	74.69	UL-RL	1.5029E+05	-8.800	0.000		
1.000	1.000	61.57	0.000	0.000	DI2_165_168_L_0							
46 D	12.59	-8.8620E-05	151.8	62.93	151.8	76.25	UL-RL	1.5029E+05	-9.000	0.000		
1.000	1.000	62.93	0.000	0.000	DI2_165_168_L_0							
47 D	12.86	-8.9911E-05	154.9	64.30	154.9	77.82	UL-RL	1.5029E+05	-9.200	0.000		
1.000	1.000	64.30	0.000	0.000	DI2_165_168_L_0							
48 D	9.851	-9.1188E-05	158.1	65.68	158.1	79.38	UL-RL	1.5029E+05	-9.400	0.000		
1.000	1.000	65.68	0.000	0.000	DI2_165_168_L_0							
49 D	3.318	-9.1825E-05	159.7	66.36	159.7	80.16	UL-RL	1.5029E+05	-9.500	0.000		
1.000	1.000	66.36	0.000	0.000	DI2_165_168_L_0							

```
+-------------------------------------------------------------------------------------------------------------------------------+
|                   PARATIEPLUS(TM)   NLS ENGINE RELEASE  2018.0    FULL VERSION  *Build date:Nov 13, 2017*                    |
|                                                                                                                               |
|                            NewProject.BaseDesignSection_28.SLERaraFrequenteQuasiPermanente_1153                               |
|                                     Exe Time : 4 September 2018 18:02:09                                                      |
+-------------------------------------------------------------------------------------------------------------------------------+
New Project


S T R E S S   R E S U L T S   F O R   G R O U P   N O.   2

0_R                                                              :
ELEMENT TYPE    5 NO.OF ELEMENTS. IN THIS GROUP   49
C U R R E N T   T I M E   I S      3.0000

 HARDENING 2D SOIL ELEMENT

 ****** TOTAL STRESS FORMULATION *****

  EL *   FORCE     DISPL-Y  VERTICAL-P  HORIZON.-P     MAX-V-P     MAX-H-P           STATE   STIFFNESS Z-LEVEL      PORE
E FACTOR    UFACTOR       Peq           Su_a         Su_p     LAYER
 ------------------------------------------------------------------------------------------------------------------------------
-------------------------------------------------------------------------------------------
   1     0.000         --          --          --          --          --          REMOVED     --        0.000       0.000
1.000       1.000       0.000       0.000       0.000     not available
   2     0.000         --          --          --          --          --          REMOVED     --      -0.2000       0.000
1.000       1.000       0.000       0.000       0.000     not available
   3     0.000         --          --          --          --          --          REMOVED     --      -0.4000       0.000
1.000       1.000       0.000       0.000       0.000     not available
   4     0.000         --          --          --          --          --          REMOVED     --      -0.6000       0.000
1.000       1.000       0.000       0.000       0.000     not available
   5     0.000         --          --          --          --          --          REMOVED     --      -0.8000       0.000
1.000       1.000       0.000       0.000       0.000     not available
   6 D   0.000    -9.3570E-04   0.000       0.000       16.00       15.88          ACTIVE   0.000      -1.000       0.000
1.000       1.000       0.000       0.000       0.000     DI1_164_167_L_0
   7 D  0.2131    -8.6636E-04   3.200       1.066       19.20       17.60          ACTIVE   0.000      -1.200       0.000
1.000       1.000       1.066       0.000       0.000     DI1_164_167_L_0
   8 D  0.4262    -7.9899E-04   6.400       2.131       22.40       19.17          ACTIVE   0.000      -1.400       0.000
1.000       1.000       2.131       0.000       0.000     DI1_164_167_L_0
   9 D  0.6394    -7.3380E-04   9.600       3.197       25.60       20.65          ACTIVE   0.000      -1.600       0.000
1.000       1.000       3.197       0.000       0.000     DI1_164_167_L_0
  10 D  0.8525    -6.7099E-04   12.80       4.262       28.80       22.08          ACTIVE   0.000      -1.800       0.000
1.000       1.000       4.262       0.000       0.000     DI1_164_167_L_0
  11 D   1.066    -6.1070E-04   16.00       5.328       32.00       23.48          ACTIVE   0.000      -2.000       0.000
1.000       1.000       5.328       0.000       0.000     DI1_164_167_L_0
  12 D   1.279    -5.5306E-04   19.20       6.394       35.20       24.87          ACTIVE   0.000      -2.200       0.000
1.000       1.000       6.394       0.000       0.000     DI1_164_167_L_0
  13 D   1.492    -4.9818E-04   22.40       7.459       38.40       26.25          ACTIVE   0.000      -2.400       0.000
1.000       1.000       7.459       0.000       0.000     DI1_164_167_L_0
  14 D   1.705    -4.4613E-04   25.60       8.525       41.60       27.65          ACTIVE   0.000      -2.600       0.000
1.000       1.000       8.525       0.000       0.000     DI1_164_167_L_0
  15 D   1.918    -3.9696E-04   28.80       9.590       44.80       29.05          ACTIVE   0.000      -2.800       0.000
1.000       1.000       9.590       0.000       0.000     DI1_164_167_L_0
  16 D   2.296    -3.5069E-04   32.00       11.48       48.00       30.46           UL-RL  4.1569E+04  -3.000       0.000
1.000       1.000       11.48       0.000       0.000     DI1_164_167_L_0
  17 D   2.948    -3.0733E-04   35.20       14.74       51.20       31.89           UL-RL  4.1569E+04  -3.200       0.000
1.000       1.000       14.74       0.000       0.000     DI1_164_167_L_0
  18 D   3.577    -2.6686E-04   38.40       17.88       54.40       33.32           UL-RL  4.1569E+04  -3.400       0.000
1.000       1.000       17.88       0.000       0.000     DI1_164_167_L_0
  19 D   4.184    -2.2925E-04   41.60       20.92       57.60       34.77           UL-RL  4.1569E+04  -3.600       0.000
1.000       1.000       20.92       0.000       0.000     DI1_164_167_L_0
  20 D   4.770    -1.9443E-04   44.80       23.85       60.80       36.24           UL-RL  4.1569E+04  -3.800       0.000
1.000       1.000       23.85       0.000       0.000     DI1_164_167_L_0
  21 D   5.335    -1.6235E-04   48.00       26.67       64.00       37.71           UL-RL  4.1569E+04  -4.000       0.000
1.000       1.000       26.67       0.000       0.000     DI1_164_167_L_0
  22 D   5.879    -1.3292E-04   51.20       29.40       67.20       39.19           UL-RL  4.1569E+04  -4.200       0.000
1.000       1.000       29.40       0.000       0.000     DI1_164_167_L_0
  23 D   6.404    -1.0604E-04   54.40       32.02       70.40       40.69           UL-RL  4.1569E+04  -4.400       0.000
1.000       1.000       32.02       0.000       0.000     DI1_164_167_L_0
  24 D   6.910    -8.1625E-05   57.60       34.55       73.60       42.19           UL-RL  4.1569E+04  -4.600       0.000
1.000       1.000       34.55       0.000       0.000     DI1_164_167_L_0
```

```
  25 D   7.398     -5.9553E-05   60.80       36.99       76.80       43.70          UL-RL  4.1569E+04  -4.800       0.000
1.000       1.000       36.99       0.000       0.000     DI1_164_167_L_0
  26 D   7.494     -3.9709E-05   64.00       37.47       80.00       45.21          UL-RL  8.8610E+04  -5.000       0.000
1.000       1.000       37.47       0.000       0.000     DI2_165_168_L_0
  27 D   8.115     -2.1969E-05   67.20       40.58       83.20       46.74          UL-RL  8.8610E+04  -5.200       0.000
1.000       1.000       40.58       0.000       0.000     DI2_165_168_L_0
  28 D   8.702     -6.2023E-06   70.40       43.51       86.40       48.27          UL-RL  8.8610E+04  -5.400       0.000
1.000       1.000       43.51       0.000       0.000     DI2_165_168_L_0
  29 D   9.257      7.7277E-06   73.60       46.29       89.60       49.80          UL-RL  8.8610E+04  -5.600       0.000
1.000       1.000       46.29       0.000       0.000     DI2_165_168_L_0
  30 D   9.783      1.9960E-05   76.80       48.92       92.80       51.34          UL-RL  8.8610E+04  -5.800       0.000
1.000       1.000       48.92       0.000       0.000     DI2_165_168_L_0
  31 D   10.28      3.0637E-05   80.00       51.41       96.00       52.88          UL-RL  8.8610E+04  -6.000       0.000
1.000       1.000       51.41       0.000       0.000     DI2_165_168_L_0
  32 D   10.75      3.9898E-05   83.20       53.74       99.20       54.49          UL-RL  8.8610E+04  -6.200       0.000
1.000       1.000       53.74       0.000       0.000     DI2_165_168_L_0
  33 D   11.18      4.7883E-05   86.40       55.92       102.4       56.19          UL-RL  8.8610E+04  -6.400       0.000
1.000       1.000       55.92       0.000       0.000     DI2_165_168_L_0
  34 D   11.58      5.4727E-05   89.60       57.92       105.6       58.01          UL-RL  8.8610E+04  -6.600       0.000
1.000       1.000       57.92       0.000       0.000     DI2_165_168_L_0
  35 D   11.96      6.0561E-05   92.80       59.82       108.8       59.86          UL-RL  8.8610E+04  -6.800       0.000
1.000       1.000       59.82       0.000       0.000     DI2_165_168_L_0
  36 D   12.33      6.5510E-05   96.00       61.66       112.0       61.67          UL-RL  8.8610E+04  -7.000       0.000
1.000       1.000       61.66       0.000       0.000     DI2_165_168_L_0
  37 D   12.69      6.9692E-05   99.20       63.46       115.2       63.46          UL-RL  8.8610E+04  -7.200       0.000
1.000       1.000       63.46       0.000       0.000     DI2_165_168_L_0
  38 D   13.04      7.3221E-05   102.4       65.21       118.4       65.22          UL-RL  8.8610E+04  -7.400       0.000
1.000       1.000       65.21       0.000       0.000     DI2_165_168_L_0
  39 D   13.39      7.6199E-05   105.6       66.94       121.6       66.94          UL-RL  8.8610E+04  -7.600       0.000
1.000       1.000       66.94       0.000       0.000     DI2_165_168_L_0
  40 D   13.73      7.8724E-05   108.8       68.64       124.8       68.65          UL-RL  8.8610E+04  -7.800       0.000
1.000       1.000       68.64       0.000       0.000     DI2_165_168_L_0
  41 D   14.07      8.0883E-05   112.0       70.33       128.0       70.33          UL-RL  8.8610E+04  -8.000       0.000
1.000       1.000       70.33       0.000       0.000     DI2_165_168_L_0
  42 D   14.40      8.2754E-05   115.2       72.00       131.2       72.00          UL-RL  8.8610E+04  -8.200       0.000
1.000       1.000       72.00       0.000       0.000     DI2_165_168_L_0
  43 D   14.73      8.4408E-05   118.4       73.65       134.4       73.65          UL-RL  8.8610E+04  -8.400       0.000
1.000       1.000       73.65       0.000       0.000     DI2_165_168_L_0
  44 D   15.06      8.5905E-05   121.6       75.30       137.6       75.30          UL-RL  8.8610E+04  -8.600       0.000
1.000       1.000       75.30       0.000       0.000     DI2_165_168_L_0
  45 D   15.39      8.7295E-05   124.8       76.94       140.8       76.94          UL-RL  8.8610E+04  -8.800       0.000
1.000       1.000       76.94       0.000       0.000     DI2_165_168_L_0
  46 D   15.72      8.8620E-05   128.0       78.58       144.0       78.58            V-C  5.5381E+04  -9.000       0.000
1.000       1.000       78.58       0.000       0.000     DI2_165_168_L_0
  47 D   16.04      8.9911E-05   131.2       80.22       147.2       80.22            V-C  5.5381E+04  -9.200       0.000
1.000       1.000       80.22       0.000       0.000     DI2_165_168_L_0
  48 D   12.28      9.1188E-05   134.4       81.86       150.4       81.86            V-C  5.5381E+04  -9.400       0.000
1.000       1.000       81.86       0.000       0.000     DI2_165_168_L_0
  49 D   4.134      9.1825E-05   136.0       82.68       152.0       82.68            V-C  5.5381E+04  -9.500       0.000
1.000       1.000       82.68       0.000       0.000     DI2_165_168_L_0
```

```
+-----------------------------------------------------------------------------------------------------------------+
|                  PARATIEPLUS(TM)   NLS ENGINE RELEASE  2018.0    FULL VERSION  *Build date:Nov 13, 2017*          |
|                                                                                                                 |
|                         NewProject.BaseDesignSection_28.SLERaraFrequenteQuasiPermanente_1153                    |
|                                 Exe Time : 4 September 2018 18:02:09                                            |
+-----------------------------------------------------------------------------------------------------------------+
New Project


S T R E S S   R E S U L T S   F O R   G R O U P   N O.   3

WallElement_33                                                  :
ELEMENT TYPE    2 NO.OF ELEMENTS. IN THIS GROUP   48
C U R R E N T   T I M E   I S     3.0000

 WALL2D ELEMENT

   EL      TA          TB          MA          MB
-----------------------------------------------------
    1 -119.91      119.91    -3.03433E-11 -23.983
    2 -116.25      116.25      23.983     -47.233
    3 -108.81      108.81      47.233     -68.995
    4 -98.081      98.081      68.995     -88.612
    5 -87.452      87.452      88.612     -106.10
    6 -76.983      76.983      106.10     -121.50
    7 -66.924      66.924      121.50     -134.88
    8 -57.288      57.288      134.88     -146.34
    9 -48.077      48.077      146.34     -155.96
   10 -39.284      39.284      155.96     -163.81
   11 -30.895      30.895      163.81     -169.99
   12 -22.889      22.889      169.99     -174.57
   13 -15.248      15.248      174.57     -177.62
   14 -7.9460      7.9460      177.62     -179.21
   15-0.96046     0.96046      179.21     -179.40
   16  5.5693     -5.5693      179.40     -178.29
   17  11.394     -11.394      178.29     -176.01
   18  16.563     -16.563      176.01     -172.70
   19  21.120     -21.120      172.70     -168.47
   20  25.113     -25.113      168.47     -163.45
   21  28.586     -28.586      163.45     -157.73
   22  31.581     -31.581      157.73     -151.42
   23  34.141     -34.141      151.42     -144.59
   24  36.304     -36.304      144.59     -137.33
   25  38.110     -38.110      137.33     -129.70
   26  40.405     -40.405      129.70     -121.62
   27  42.049     -42.049      121.62     -113.21
   28  43.117     -43.117      113.21     -104.59
   29  43.587     -43.587      104.59     -95.873
   30  43.471     -43.471      95.873     -87.179
   31  42.843     -42.843      87.179     -78.610
   32  41.780     -41.780      78.610     -70.254
   33  40.353     -40.353      70.254     -62.184
   34  38.630     -38.630      62.184     -54.458
   35  36.661     -36.661      54.458     -47.126
   36  34.486     -34.486      47.126     -40.228
   37  32.138     -32.138      40.228     -33.801
   38  29.644     -29.644      33.801     -27.872
   39  27.027     -27.027      27.872     -22.467
   40  24.306     -24.306      22.467     -17.605
   41  21.496     -21.496      17.605     -13.306
   42  18.608     -18.608      13.306     -9.5845
   43  15.652     -15.652      9.5845     -6.4541
   44  12.634     -12.634      6.4541     -3.9274
   45  9.5580     -9.5580      3.9274     -2.0158
   46  6.4275     -6.4275      2.0158    -0.73027
   47  3.2435     -3.2435     0.73027    -8.15839E-02
   48 0.81581    -0.81581     8.15839E-02-1.55227E-11
```

```
+-------------------------------------------------------------------------------------------------------------------------------+
|                   PARATIEPLUS(TM)   NLS ENGINE RELEASE  2018.0    FULL VERSION  *Build date:Nov 13, 2017*                    |
|                                                                                                                               |
|                          NewProject.BaseDesignSection_28.SLERaraFrequenteQuasiPermanente_1153                                 |
|                                   Exe Time : 4 September 2018 18:02:09                                                        |
+-------------------------------------------------------------------------------------------------------------------------------+
New Project


S T R E S S    R E S U L T S    F O R    G R O U P    N O.    4

Tieback_175                                                 :
ELEMENT TYPE    6 NO.OF ELEMENTS. IN THIS GROUP    1
C U R R E N T    T I M E    I S      3.0000

 POST-TENSION 2D-BOUNDARY ELEMENT

         EL    FORCE          d0          EDISPL     pl. eps          K     -ve limit   +ve limit
-------------------------------------------------------------------------------------------------------
 ANCHOR    1   138.50     -1.22376E-03 -1.22376E-03   0.0000       0.0000       0.0000       0.0000     BORN NOW JUST
ACTIVATED

 ITER     0 RNORM = 0.000     RMNORM= 0.000
             RINORM=0.2332E+06 RIMNOR=0.1239E+07
             RENORM= 1096.     REMNOR=0.1200E-19 RATIO =0.6855E-01 TOLER =0.1000E-03  NOT CONVERGED
             RFMAX = 119.9     RMMAX = 179.4
             RTSMAL=0.1000E-02 RMSMAL=0.1000E-02
             RDT   =0.2332E+06 RDR   =0.1239E+07
             RATIOT=0.6855E-01 RATIOR= 0.000
             MAX UN= 9.257     IEQ=    57 NODE     29 DOF   1  Y-DISPL.F
             MIN UN=-.8153E-09 IEQ=     9 NODE      5 DOF   1  Y-DISPL.F
             NO. OF CONTACT CONSTRAINT VIOLATIONS     0


 ITER     2 RNORM = 0.000     RMNORM= 0.000
             RINORM=0.2332E+06 RIMNOR=0.1239E+07
             RENORM= 14.82     REMNOR=0.7884E-19 RATIO =0.7971E-02 TOLER =0.1000E-03  NOT CONVERGED
             RFMAX = 119.9     RMMAX = 179.4
             RTSMAL=0.1000E-02 RMSMAL=0.1000E-02
             RDT   =0.2332E+06 RDR   =0.1239E+07
             RATIOT=0.7971E-02 RATIOR= 0.000
             MAX UN= 2.765     IEQ=    59 NODE     30 DOF   1  Y-DISPL.F
             MIN UN=-.7197E-09 IEQ=    35 NODE     18 DOF   1  Y-DISPL.F
             NO. OF CONTACT CONSTRAINT VIOLATIONS     0


 ITER     3 RNORM = 0.000     RMNORM= 0.000
             RINORM=0.2332E+06 RIMNOR=0.1239E+07
             RENORM=0.1349     REMNOR=0.1872E-19 RATIO =0.7605E-03 TOLER =0.1000E-03  NOT CONVERGED
             RFMAX = 119.9     RMMAX = 179.4
             RTSMAL=0.1000E-02 RMSMAL=0.1000E-02
             RDT   =0.2332E+06 RDR   =0.1239E+07
             RATIOT=0.7605E-03 RATIOR= 0.000
             MAX UN=0.3310     IEQ=    85 NODE     43 DOF   1  Y-DISPL.F
             MIN UN=-.1935E-08 IEQ=    95 NODE     48 DOF   1  Y-DISPL.F
             NO. OF CONTACT CONSTRAINT VIOLATIONS     0


 ITER     4 RNORM = 0.000     RMNORM= 0.000
             RINORM=0.2332E+06 RIMNOR=0.1239E+07
             RENORM=0.3847E-04 REMNOR=0.1492E-19 RATIO =0.1284E-04 TOLER =0.1000E-03      CONVERGED !
             RFMAX = 119.9     RMMAX = 179.4
             RTSMAL=0.1000E-02 RMSMAL=0.1000E-02
             RDT   =0.2332E+06 RDR   =0.1239E+07
             RATIOT=0.1284E-04 RATIOR= 0.000
             MAX UN=0.5861E-02 IEQ=    89 NODE     45 DOF   1  Y-DISPL.F
             MIN UN=-.1131E-08 IEQ=    97 NODE     49 DOF   1  Y-DISPL.F
             NO. OF CONTACT CONSTRAINT VIOLATIONS     0
```

```
+-------------------------------------------------------------------------------------------------------------------------+
|                   PARATIEPLUS(TM)   NLS ENGINE RELEASE  2018.0    FULL VERSION  *Build date:Nov 13, 2017*              |
|                                                                                                                         |
|                            NewProject.BaseDesignSection_28.SLERaraFrequenteQuasiPermanente_1153                         |
|                                     Exe Time : 4 September 2018 18:02:09                                                |
+-------------------------------------------------------------------------------------------------------------------------+
New Project
SOLUTION REACHED USING     4 ITERATIONS ON   40

P R I N T   O U T   F O R   T I M E   S T E P    4     ( AT TIME   4.000     )

PRINT OUT OF ACTIVE COMPONENTS (FIXED NODES ARE NOT PRINTED OUT)

          Y-DISPL.F        X-ROT. F
            (02)             (04)           (
    1  -5.3667510E-04   4.0514158E-04
    2  -4.5571219E-04   4.0416037E-04
    3  -3.7514089E-04   4.0122999E-04
    4  -2.9534634E-04   3.9640754E-04
    5  -2.1669640E-04   3.8980722E-04
    6  -1.3953266E-04   3.8156882E-04
    7  -6.4168922E-05   3.7182975E-04
    8   9.1081509E-06   3.6072429E-04
    9   8.0038415E-05   3.4838314E-04
   10   1.4838750E-04   3.3493334E-04
   11   2.1394607E-04   3.2049829E-04
   12   2.7652913E-04   3.0519798E-04
   13   3.3597536E-04   2.8914923E-04
   14   3.9214653E-04   2.7246605E-04
   15   4.4492693E-04   2.5526003E-04
   16   4.9422299E-04   2.3764071E-04
   17   5.3996307E-04   2.1971593E-04
   18   5.8209636E-04   2.0159265E-04
   19   6.2059396E-04   1.8337677E-04
   20   6.5544794E-04   1.6517402E-04
   21   6.8667135E-04   1.4709033E-04
   22   7.1429893E-04   1.2923189E-04
   23   7.3838629E-04   1.1170615E-04
   24   7.5901082E-04   9.4621832E-05
   25   7.7627182E-04   7.8089403E-05
   26   7.9029088E-04   6.2221469E-05
   27   8.0121120E-04   4.7116314E-05
   28   8.0919380E-04   3.2857882E-05
   29   8.1441661E-04   1.9533237E-05
   30   8.1707534E-04   7.2322597E-06
   31   8.1738167E-04  -3.9864287E-06
   32   8.1555297E-04  -1.4122213E-05
   33   8.1180301E-04  -2.3204676E-05
   34   8.0633882E-04  -3.1271304E-05
   35   7.9935930E-04  -3.8365679E-05
   36   7.9105413E-04  -4.4536338E-05
   37   7.8160288E-04  -4.9836032E-05
   38   7.7117406E-04  -5.4321307E-05
   39   7.5992467E-04  -5.8051930E-05
   40   7.4799941E-04  -6.1090678E-05
   41   7.3553016E-04  -6.3503048E-05
   42   7.2263542E-04  -6.5357041E-05
   43   7.0941988E-04  -6.6722982E-05
   44   6.9597393E-04  -6.7673376E-05
   45   6.8237333E-04  -6.8282784E-05
   46   6.6867851E-04  -6.8627790E-05
   47   6.5493470E-04  -6.8785413E-05
   48   6.4117178E-04  -6.8831525E-05
   49   6.3428820E-04  -6.8833819E-05
```

```
+-------------------------------------------------------------------------------------------------------------------------------+
|                   PARATIEPLUS(TM)   NLS ENGINE RELEASE  2018.0    FULL VERSION  *Build date:Nov 13, 2017*                    |
|                                                                                                                               |
|                            NewProject.BaseDesignSection_28.SLERaraFrequenteQuasiPermanente_1153                               |
|                                     Exe Time : 4 September 2018 18:02:09                                                      |
+-------------------------------------------------------------------------------------------------------------------------------+
New Project


S T R E S S   R E S U L T S   F O R   G R O U P   N O.   1

0_L                                                              :
ELEMENT TYPE    5 NO.OF ELEMENTS. IN THIS GROUP   49
C U R R E N T   T I M E   I S      4.0000

 HARDENING 2D SOIL ELEMENT

 ****** TOTAL STRESS FORMULATION *****

  EL *   FORCE     DISPL-Y  VERTICAL-P  HORIZON.-P     MAX-V-P     MAX-H-P           STATE   STIFFNESS Z-LEVEL      PORE
E FACTOR    UFACTOR       Peq           Su_a         Su_p     LAYER
 ------------------------------------------------------------------------------------------------------------------------------
-------------------------------------------------------------------------------------------
   1 D  3.8762E-03  5.3668E-04  5.5437E-02  3.8762E-02  5.5437E-02   1.866          UL-RL  1.3127E+04   0.000       0.000
1.000       1.000      3.8762E-02   0.000       0.000     DI1_164_167_L_0
   2 D   1.636      4.5571E-04   3.300       8.181       3.300       18.31          UL-RL  1.3127E+04 -0.2000       0.000
1.000       1.000       8.181       0.000       0.000     DI1_164_167_L_0
   3 D   5.399      3.7514E-04   6.706       27.00       6.706       37.21          UL-RL  1.3127E+04 -0.4000       0.000
1.000       1.000       27.00       0.000       0.000     DI1_164_167_L_0
   4 D   8.672      2.9535E-04   10.32       43.36       10.32       53.65          UL-RL  1.3127E+04 -0.6000       0.000
1.000       1.000       43.36       0.000       0.000     DI1_164_167_L_0
   5 D   8.555      2.1670E-04   14.08       42.78       14.08       53.15          UL-RL  1.3127E+04 -0.8000       0.000
1.000       1.000       42.78       0.000       0.000     DI1_164_167_L_0
   6 D   8.378      1.3953E-04   17.91       41.89       17.91       52.34          UL-RL  1.3127E+04  -1.000       0.000
1.000       1.000       41.89       0.000       0.000     DI1_164_167_L_0
   7 D   8.167      6.4169E-05   21.73       40.83       21.73       51.36          UL-RL  1.3127E+04  -1.200       0.000
1.000       1.000       40.83       0.000       0.000     DI1_164_167_L_0
   8 D   7.940     -9.1082E-06   25.78       39.70       25.78       50.31          UL-RL  1.3127E+04  -1.400       0.000
1.000       1.000       39.70       0.000       0.000     DI1_164_167_L_0
   9 D   7.713     -8.0038E-05   30.11       38.57       30.11       49.25          UL-RL  1.3127E+04  -1.600       0.000
1.000       1.000       38.57       0.000       0.000     DI1_164_167_L_0
  10 D   7.494     -1.4839E-04   34.05       37.47       34.05       48.23          UL-RL  1.3127E+04  -1.800       0.000
1.000       1.000       37.47       0.000       0.000     DI1_164_167_L_0
  11 D   7.290     -2.1395E-04   38.05       36.45       38.05       47.28          UL-RL  1.3127E+04  -2.000       0.000
1.000       1.000       36.45       0.000       0.000     DI1_164_167_L_0
  12 D   7.106     -2.7653E-04   41.94       35.53       41.94       46.42          UL-RL  1.3127E+04  -2.200       0.000
1.000       1.000       35.53       0.000       0.000     DI1_164_167_L_0
  13 D   6.944     -3.3598E-04   45.58       34.72       45.58       45.67          UL-RL  1.3127E+04  -2.400       0.000
1.000       1.000       34.72       0.000       0.000     DI1_164_167_L_0
  14 D   6.806     -3.9215E-04   49.31       34.03       49.31       45.03          UL-RL  1.3127E+04  -2.600       0.000
1.000       1.000       34.03       0.000       0.000     DI1_164_167_L_0
  15 D   6.693     -4.4493E-04   52.98       33.47       52.98       44.52          UL-RL  1.3127E+04  -2.800       0.000
1.000       1.000       33.47       0.000       0.000     DI1_164_167_L_0
  16 D   6.607     -4.9422E-04   56.59       33.04       56.59       44.13          UL-RL  1.3127E+04  -3.000       0.000
1.000       1.000       33.04       0.000       0.000     DI1_164_167_L_0
  17 D   6.548     -5.3996E-04   60.06       32.74       60.06       43.86          UL-RL  1.3127E+04  -3.200       0.000
1.000       1.000       32.74       0.000       0.000     DI1_164_167_L_0
  18 D   6.516     -5.8210E-04   63.61       32.58       63.61       43.72          UL-RL  1.3127E+04  -3.400       0.000
1.000       1.000       32.58       0.000       0.000     DI1_164_167_L_0
  19 D   6.510     -6.2059E-04   67.13       32.55       67.13       43.71          UL-RL  1.3127E+04  -3.600       0.000
1.000       1.000       32.55       0.000       0.000     DI1_164_167_L_0
  20 D   6.531     -6.5545E-04   70.62       32.66       70.62       43.81          UL-RL  1.3127E+04  -3.800       0.000
1.000       1.000       32.66       0.000       0.000     DI1_164_167_L_0
  21 D   6.578     -6.8667E-04   74.01       32.89       74.01       44.04          UL-RL  1.3127E+04  -4.000       0.000
1.000       1.000       32.89       0.000       0.000     DI1_164_167_L_0
  22 D   6.650     -7.1430E-04   77.47       33.25       77.47       44.37          UL-RL  1.3127E+04  -4.200       0.000
1.000       1.000       33.25       0.000       0.000     DI1_164_167_L_0
  23 D   6.747     -7.3839E-04   80.91       33.73       80.91       44.82          UL-RL  1.3127E+04  -4.400       0.000
1.000       1.000       33.73       0.000       0.000     DI1_164_167_L_0
  24 D   6.867     -7.5901E-04   84.03       34.33       84.03       45.37          UL-RL  1.3127E+04  -4.600       0.000
1.000       1.000       34.33       0.000       0.000     DI1_164_167_L_0
```

```
  25 D   7.009     -7.7627E-04   87.01       35.05       87.01       46.02          UL-RL  1.3127E+04  -4.800       0.000
1.000       1.000       35.05       0.000       0.000     DI1_164_167_L_0
  26 D   5.093     -7.9029E-04   90.00       25.46       90.00       48.94         ACTIVE   0.000       -5.000       0.000
1.000       1.000       25.46       0.000       0.000     DI2_165_168_L_0
  27 D   5.270     -8.0121E-04   93.01       26.35       93.01       48.80         ACTIVE   0.000       -5.200       0.000
1.000       1.000       26.35       0.000       0.000     DI2_165_168_L_0
  28 D   5.448     -8.0919E-04   96.03       27.24       96.03       48.85         ACTIVE   0.000       -5.400       0.000
1.000       1.000       27.24       0.000       0.000     DI2_165_168_L_0
  29 D   5.627     -8.1442E-04   99.06       28.14       99.06       49.80         ACTIVE   0.000       -5.600       0.000
1.000       1.000       28.14       0.000       0.000     DI2_165_168_L_0
  30 D   5.807     -8.1708E-04   102.1       29.04       102.1       51.34         ACTIVE   0.000       -5.800       0.000
1.000       1.000       29.04       0.000       0.000     DI2_165_168_L_0
  31 D   5.987     -8.1738E-04   105.2       29.94       105.2       52.88         ACTIVE   0.000       -6.000       0.000
1.000       1.000       29.94       0.000       0.000     DI2_165_168_L_0
  32 D   6.168     -8.1555E-04   108.2       30.84       108.2       54.43         ACTIVE   0.000       -6.200       0.000
1.000       1.000       30.84       0.000       0.000     DI2_165_168_L_0
  33 D   6.349     -8.1180E-04   111.3       31.75       111.3       55.97         ACTIVE   0.000       -6.400       0.000
1.000       1.000       31.75       0.000       0.000     DI2_165_168_L_0
  34 D   6.531     -8.0634E-04   114.4       32.66       114.4       57.52         ACTIVE   0.000       -6.600       0.000
1.000       1.000       32.66       0.000       0.000     DI2_165_168_L_0
  35 D   6.713     -7.9936E-04   117.5       33.57       117.5       59.08         ACTIVE   0.000       -6.800       0.000
1.000       1.000       33.57       0.000       0.000     DI2_165_168_L_0
  36 D   6.896     -7.9105E-04   120.6       34.48       120.6       60.63         ACTIVE   0.000       -7.000       0.000
1.000       1.000       34.48       0.000       0.000     DI2_165_168_L_0
  37 D   7.079     -7.8160E-04   123.7       35.39       123.7       62.19         ACTIVE   0.000       -7.200       0.000
1.000       1.000       35.39       0.000       0.000     DI2_165_168_L_0
  38 D   7.262     -7.7117E-04   126.8       36.31       126.8       63.75         ACTIVE   0.000       -7.400       0.000
1.000       1.000       36.31       0.000       0.000     DI2_165_168_L_0
  39 D   7.446     -7.5992E-04   129.9       37.23       129.9       65.31         ACTIVE   0.000       -7.600       0.000
1.000       1.000       37.23       0.000       0.000     DI2_165_168_L_0
  40 D   7.630     -7.4800E-04   133.0       38.15       133.0       66.87         ACTIVE   0.000       -7.800       0.000
1.000       1.000       38.15       0.000       0.000     DI2_165_168_L_0
  41 D   7.814     -7.3553E-04   136.1       39.07       136.1       68.43         ACTIVE   0.000       -8.000       0.000
1.000       1.000       39.07       0.000       0.000     DI2_165_168_L_0
  42 D   7.998     -7.2264E-04   139.3       39.99       139.3       69.99         ACTIVE   0.000       -8.200       0.000
1.000       1.000       39.99       0.000       0.000     DI2_165_168_L_0
  43 D   8.183     -7.0942E-04   142.4       40.92       142.4       71.56         ACTIVE   0.000       -8.400       0.000
1.000       1.000       40.92       0.000       0.000     DI2_165_168_L_0
  44 D   8.368     -6.9597E-04   145.5       41.84       145.5       73.12         ACTIVE   0.000       -8.600       0.000
1.000       1.000       41.84       0.000       0.000     DI2_165_168_L_0
  45 D   8.554     -6.8237E-04   148.7       42.77       148.7       74.69         ACTIVE   0.000       -8.800       0.000
1.000       1.000       42.77       0.000       0.000     DI2_165_168_L_0
  46 D   8.916     -6.6868E-04   151.8       44.58       151.8       76.25          UL-RL  3.1640E+04  -9.000       0.000
1.000       1.000       44.58       0.000       0.000     DI2_165_168_L_0
  47 D   9.285     -6.5493E-04   154.9       46.43       154.9       77.82          UL-RL  3.1640E+04  -9.200       0.000
1.000       1.000       46.43       0.000       0.000     DI2_165_168_L_0
  48 D   7.241     -6.4117E-04   158.1       48.27       158.1       79.38          UL-RL  3.1640E+04  -9.400       0.000
1.000       1.000       48.27       0.000       0.000     DI2_165_168_L_0
  49 D   2.460     -6.3429E-04   159.7       49.20       159.7       80.16          UL-RL  3.1640E+04  -9.500       0.000
1.000       1.000       49.20       0.000       0.000     DI2_165_168_L_0
```

```
+-----------------------------------------------------------------------------------------------------------------------+
|                  PARATIEPLUS(TM)   NLS ENGINE RELEASE  2018.0    FULL VERSION  *Build date:Nov 13, 2017*              |
|                                                                                                                       |
|                         NewProject.BaseDesignSection_28.SLERaraFrequenteQuasiPermanente_1153                          |
|                                 Exe Time : 4 September 2018 18:02:09                                                  |
+-----------------------------------------------------------------------------------------------------------------------+
New Project


S T R E S S   R E S U L T S   F O R   G R O U P   N O.   2

0_R                                                                  :
ELEMENT TYPE    5 NO.OF ELEMENTS. IN THIS GROUP   49
C U R R E N T   T I M E   I S     4.0000

 HARDENING 2D SOIL ELEMENT

 ****** TOTAL STRESS FORMULATION *****

 EL *   FORCE     DISPL-Y  VERTICAL-P  HORIZON.-P     MAX-V-P     MAX-H-P          STATE   STIFFNESS Z-LEVEL      PORE
E FACTOR    UFACTOR       Peq          Su_a        Su_p     LAYER
 ---------------------------------------------------------------------------------------------------------------------------
-----------------------------------------------------------------------------------------------
   1     0.000         --          --          --          --          --          REMOVED     --        0.000       0.000
1.000       1.000       0.000       0.000       0.000     not available
   2     0.000         --          --          --          --          --          REMOVED     --      -0.2000       0.000
1.000       1.000       0.000       0.000       0.000     not available
   3     0.000         --          --          --          --          --          REMOVED     --      -0.4000       0.000
1.000       1.000       0.000       0.000       0.000     not available
   4     0.000         --          --          --          --          --          REMOVED     --      -0.6000       0.000
1.000       1.000       0.000       0.000       0.000     not available
   5     0.000         --          --          --          --          --          REMOVED     --      -0.8000       0.000
1.000       1.000       0.000       0.000       0.000     not available
   6     0.000         --          --          --          --          --          REMOVED     --       -1.000       0.000
1.000       1.000       0.000       0.000       0.000     not available
   7     0.000         --          --          --          --          --          REMOVED     --       -1.200       0.000
1.000       1.000       0.000       0.000       0.000     not available
   8     0.000         --          --          --          --          --          REMOVED     --       -1.400       0.000
1.000       1.000       0.000       0.000       0.000     not available
   9     0.000         --          --          --          --          --          REMOVED     --       -1.600       0.000
1.000       1.000       0.000       0.000       0.000     not available
  10     0.000         --          --          --          --          --          REMOVED     --       -1.800       0.000
1.000       1.000       0.000       0.000       0.000     not available
  11     0.000         --          --          --          --          --          REMOVED     --       -2.000       0.000
1.000       1.000       0.000       0.000       0.000     not available
  12     0.000         --          --          --          --          --          REMOVED     --       -2.200       0.000
1.000       1.000       0.000       0.000       0.000     not available
  13     0.000         --          --          --          --          --          REMOVED     --       -2.400       0.000
1.000       1.000       0.000       0.000       0.000     not available
  14     0.000         --          --          --          --          --          REMOVED     --       -2.600       0.000
1.000       1.000       0.000       0.000       0.000     not available
  15     0.000         --          --          --          --          --          REMOVED     --       -2.800       0.000
1.000       1.000       0.000       0.000       0.000     not available
  16     0.000         --          --          --          --          --          REMOVED     --       -3.000       0.000
1.000       1.000       0.000       0.000       0.000     not available
  17     0.000         --          --          --          --          --          REMOVED     --       -3.200       0.000
1.000       1.000       0.000       0.000       0.000     not available
  18     0.000         --          --          --          --          --          REMOVED     --       -3.400       0.000
1.000       1.000       0.000       0.000       0.000     not available
  19     0.000         --          --          --          --          --          REMOVED     --       -3.600       0.000
1.000       1.000       0.000       0.000       0.000     not available
  20     0.000         --          --          --          --          --          REMOVED     --       -3.800       0.000
1.000       1.000       0.000       0.000       0.000     not available
  21     0.000         --          --          --          --          --          REMOVED     --       -4.000       0.000
1.000       1.000       0.000       0.000       0.000     not available
  22     0.000         --          --          --          --          --          REMOVED     --       -4.200       0.000
1.000       1.000       0.000       0.000       0.000     not available
  23     0.000         --          --          --          --          --          REMOVED     --       -4.400       0.000
1.000       1.000       0.000       0.000       0.000     not available
  24     0.000         --          --          --          --          --          REMOVED     --       -4.600       0.000
1.000       1.000       0.000       0.000       0.000     not available
```

25	0.000	--	--	--	--	--	REMOVED	--	-4.800	0.000	
1.000	1.000	0.000	0.000	0.000	not available						
26	0.000	--	--	--	--	--	REMOVED	--	-5.000	0.000	
1.000	1.000	0.000	0.000	0.000	not available						
27	0.000	--	--	--	--	--	REMOVED	--	-5.200	0.000	
1.000	1.000	0.000	0.000	0.000	not available						
28	0.000	--	--	--	--	--	REMOVED	--	-5.400	0.000	
1.000	1.000	0.000	0.000	0.000	not available						
29	0.000	--	--	--	--	--	REMOVED	--	-5.600	0.000	
1.000	1.000	0.000	0.000	0.000	not available						
30 D	4.211	8.1708E-04	3.200	21.06	92.80	51.34	PASSIVE	0.000	-5.800	0.000	
1.000	1.000	21.06	0.000	0.000	DI2_165_168_L_0						
31 D	7.513	8.1738E-04	6.400	37.57	96.00	52.88	PASSIVE	0.000	-6.000	0.000	
1.000	1.000	37.57	0.000	0.000	DI2_165_168_L_0						
32 D	8.275	8.1555E-04	9.600	41.37	99.20	54.49	UL-RL	2.2721E+04	-6.200	0.000	
1.000	1.000	41.37	0.000	0.000	DI2_165_168_L_0						
33 D	8.869	8.1180E-04	12.80	44.34	102.4	56.19	UL-RL	2.2721E+04	-6.400	0.000	
1.000	1.000	44.34	0.000	0.000	DI2_165_168_L_0						
34 D	9.382	8.0634E-04	16.00	46.91	105.6	58.01	UL-RL	2.2721E+04	-6.600	0.000	
1.000	1.000	46.91	0.000	0.000	DI2_165_168_L_0						
35 D	9.843	7.9936E-04	19.20	49.22	108.8	59.86	UL-RL	2.2721E+04	-6.800	0.000	
1.000	1.000	49.22	0.000	0.000	DI2_165_168_L_0						
36 D	10.27	7.9105E-04	22.40	51.35	112.0	61.67	UL-RL	2.2721E+04	-7.000	0.000	
1.000	1.000	51.35	0.000	0.000	DI2_165_168_L_0						
37 D	10.67	7.8160E-04	25.60	53.33	115.2	63.46	UL-RL	2.2721E+04	-7.200	0.000	
1.000	1.000	53.33	0.000	0.000	DI2_165_168_L_0						
38 D	11.04	7.7117E-04	28.80	55.21	118.4	65.22	UL-RL	2.2721E+04	-7.400	0.000	
1.000	1.000	55.21	0.000	0.000	DI2_165_168_L_0						
39 D	11.40	7.5992E-04	32.00	57.01	121.6	66.94	UL-RL	2.2721E+04	-7.600	0.000	
1.000	1.000	57.01	0.000	0.000	DI2_165_168_L_0						
40 D	11.75	7.4800E-04	35.20	58.73	124.8	68.65	UL-RL	2.2721E+04	-7.800	0.000	
1.000	1.000	58.73	0.000	0.000	DI2_165_168_L_0						
41 D	12.08	7.3553E-04	38.40	60.39	128.0	70.33	UL-RL	2.2721E+04	-8.000	0.000	
1.000	1.000	60.39	0.000	0.000	DI2_165_168_L_0						
42 D	12.40	7.2264E-04	41.60	62.00	131.2	72.00	UL-RL	2.2721E+04	-8.200	0.000	
1.000	1.000	62.00	0.000	0.000	DI2_165_168_L_0						
43 D	12.72	7.0942E-04	44.80	63.58	134.4	73.65	UL-RL	2.2721E+04	-8.400	0.000	
1.000	1.000	63.58	0.000	0.000	DI2_165_168_L_0						
44 D	13.02	6.9597E-04	48.00	65.12	137.6	75.30	UL-RL	2.2721E+04	-8.600	0.000	
1.000	1.000	65.12	0.000	0.000	DI2_165_168_L_0						
45 D	13.33	6.8237E-04	51.20	66.64	140.8	76.94	UL-RL	2.2721E+04	-8.800	0.000	
1.000	1.000	66.64	0.000	0.000	DI2_165_168_L_0						
46 D	13.63	6.6868E-04	54.40	68.14	144.0	78.58	UL-RL	2.2721E+04	-9.000	0.000	
1.000	1.000	68.14	0.000	0.000	DI2_165_168_L_0						
47 D	13.92	6.5493E-04	57.60	69.62	147.2	80.22	UL-RL	2.2721E+04	-9.200	0.000	
1.000	1.000	69.62	0.000	0.000	DI2_165_168_L_0						
48 D	10.66	6.4117E-04	60.80	71.08	150.4	81.86	UL-RL	2.2721E+04	-9.400	0.000	
1.000	1.000	71.08	0.000	0.000	DI2_165_168_L_0						
49 D	3.591	6.3429E-04	62.40	71.81	152.0	82.68	UL-RL	2.2721E+04	-9.500	0.000	
1.000	1.000	71.81	0.000	0.000	DI2_165_168_L_0						

```
+-------------------------------------------------------------------------------------------------------------------------+
|                   PARATIEPLUS(TM)   NLS ENGINE RELEASE  2018.0    FULL VERSION  *Build date:Nov 13, 2017*               |
|                                                                                                                         |
|                          NewProject.BaseDesignSection_28.SLERaraFrequenteQuasiPermanente_1153                           |
|                                   Exe Time : 4 September 2018 18:02:09                                                  |
+-------------------------------------------------------------------------------------------------------------------------+
New Project


S T R E S S   R E S U L T S   F O R   G R O U P   N O.   3

WallElement_33                                                :
ELEMENT TYPE    2 NO.OF ELEMENTS. IN THIS GROUP   48
C U R R E N T   T I M E   I S      4.0000

 WALL2D ELEMENT

   EL      TA          TB          MA          MB
-------------------------------------------------------
    1 -120.91      120.91     1.10814E-11 -24.182
    2 -119.28      119.28      24.182     -48.038
    3 -113.88      113.88      48.038     -70.813
    4 -105.20      105.20      70.813     -91.854
    5 -96.650      96.650      91.854     -111.18
    6 -88.271      88.271      111.18     -128.84
    7 -80.105      80.105      128.84     -144.86
    8 -72.164      72.164      144.86     -159.29
    9 -64.451      64.451      159.29     -172.18
   10 -56.957      56.957      172.18     -183.57
   11 -49.667      49.667      183.57     -193.51
   12 -42.561      42.561      193.51     -202.02
   13 -35.617      35.617      202.02     -209.14
   14 -28.811      28.811      209.14     -214.90
   15 -22.118      22.118      214.90     -219.33
   16 -15.511      15.511      219.33     -222.43
   17 -8.9625      8.9625      222.43     -224.22
   18 -2.4465      2.4465      224.22     -224.71
   19  4.0640     -4.0640      224.71     -223.90
   20  10.595     -10.595      223.90     -221.78
   21  17.174     -17.174      221.78     -218.35
   22  23.824     -23.824      218.35     -213.58
   23  30.570     -30.570      213.58     -207.47
   24  37.437     -37.437      207.47     -199.98
   25  44.446     -44.446      199.98     -191.09
   26  49.539     -49.539      191.09     -181.18
   27  54.809     -54.809      181.18     -170.22
   28  60.258     -60.258      170.22     -158.17
   29  65.885     -65.885      158.17     -144.99
   30  67.481     -67.481      144.99     -131.50
   31  65.955     -65.955      131.50     -118.30
   32  63.849     -63.849      118.30     -105.54
   33  61.329     -61.329      105.54     -93.269
   34  58.478     -58.478      93.269     -81.574
   35  55.348     -55.348      81.574     -70.504
   36  51.975     -51.975      70.504     -60.109
   37  48.387     -48.387      60.109     -50.432
   38  44.606     -44.606      50.432     -41.510
   39  40.651     -40.651      41.510     -33.380
   40  36.535     -36.535      33.380     -26.073
   41  32.272     -32.272      26.073     -19.619
   42  27.869     -27.869      19.619     -14.045
   43  23.337     -23.337      14.045     -9.3777
   44  18.681     -18.681      9.3777     -5.6415
   45  13.901     -13.901      5.6415     -2.8613
   46  9.1896     -9.1896      2.8613     -1.0234
   47  4.5516     -4.5516      1.0234    -0.11306
   48  1.1305     -1.1305     0.11306    -5.75300E-11
```

```
+-------------------------------------------------------------------------------------------------------------------------------+
|                   PARATIEPLUS(TM)   NLS ENGINE RELEASE  2018.0    FULL VERSION  *Build date:Nov 13, 2017*                    |
|                                                                                                                               |
|                          NewProject.BaseDesignSection_28.SLERaraFrequenteQuasiPermanente_1153                                 |
|                                   Exe Time : 4 September 2018 18:02:09                                                        |
+-------------------------------------------------------------------------------------------------------------------------------+
New Project


S T R E S S    R E S U L T S    F O R    G R O U P    N O.    4

Tieback_175                                                 :
ELEMENT TYPE    6 NO.OF ELEMENTS. IN THIS GROUP    1
C U R R E N T    T I M E    I S      4.0000

 POST-TENSION 2D-BOUNDARY ELEMENT

         EL    FORCE          d0          EDISPL     pl. eps          K     -ve limit   +ve limit
-------------------------------------------------------------------------------------------------------
 ANCHOR    1   139.62     -1.22376E-03 -5.61012E-04   0.0000       1689.0       0.0000       0.0000     ELASTIC  ORIGINAL
YOUNG MODULUS

 ITER     0 RNORM = 0.000     RMNORM= 0.000
             RINORM=0.3221E+06 RIMNOR=0.2029E+07
             RENORM= 14.64     REMNOR=0.1492E-19 RATIO =0.6742E-02 TOLER =0.1000E-03  NOT CONVERGED
             RFMAX = 120.9     RMMAX = 224.7
             RTSMAL=0.1000E-02 RMSMAL=0.1000E-02
             RDT   =0.3221E+06 RDR   =0.2029E+07
             RATIOT=0.6742E-02 RATIOR= 0.000
             MAX UN=0.2030E-02 IEQ=     1 NODE      1 DOF   1  Y-DISPL.F
             MIN UN=-1.501     IEQ=    59 NODE     30 DOF   1  Y-DISPL.F
             NO. OF CONTACT CONSTRAINT VIOLATIONS     0


 ITER     2 RNORM = 0.000     RMNORM= 0.000
             RINORM=0.3221E+06 RIMNOR=0.2029E+07
             RENORM=0.1635E-02 REMNOR=0.5030E-19 RATIO =0.7126E-04 TOLER =0.1000E-03      CONVERGED !
             RFMAX = 120.9     RMMAX = 224.7
             RTSMAL=0.1000E-02 RMSMAL=0.1000E-02
             RDT   =0.3221E+06 RDR   =0.2029E+07
             RATIOT=0.7126E-04 RATIOR= 0.000
             MAX UN=0.8602E-02 IEQ=     1 NODE      1 DOF   1  Y-DISPL.F
             MIN UN=-.3951E-01 IEQ=    53 NODE     27 DOF   1  Y-DISPL.F
             NO. OF CONTACT CONSTRAINT VIOLATIONS     0
```

```
+-------------------------------------------------------------------------------------------------------------------------+
|                   PARATIEPLUS(TM)   NLS ENGINE RELEASE  2018.0    FULL VERSION  *Build date:Nov 13, 2017*              |
|                                                                                                                         |
|                            NewProject.BaseDesignSection_28.SLERaraFrequenteQuasiPermanente_1153                         |
|                                     Exe Time : 4 September 2018 18:02:09                                                |
+-------------------------------------------------------------------------------------------------------------------------+
New Project
SOLUTION REACHED USING     2 ITERATIONS ON   40

P R I N T   O U T   F O R   T I M E   S T E P    5     ( AT TIME   5.000     )

PRINT OUT OF ACTIVE COMPONENTS (FIXED NODES ARE NOT PRINTED OUT)

          Y-DISPL.F        X-ROT. F
            (02)             (04)           (
    1  -5.2857564E-04   3.9396425E-04
    2  -4.4984822E-04   3.9298288E-04
    3  -3.7151246E-04   3.9005191E-04
    4  -2.9395363E-04   3.8522825E-04
    5  -2.1753974E-04   3.7862597E-04
    6  -1.4261250E-04   3.7038486E-04
    7  -6.9485886E-05   3.6064241E-04
    8   1.5533390E-06   3.4953308E-04
    9   7.0244955E-05   3.3718785E-04
   10   1.3635458E-04   3.2373412E-04
   11   1.9967296E-04   3.0929577E-04
   12   2.6001528E-04   2.9399333E-04
   13   3.1722052E-04   2.7794428E-04
   14   3.7115087E-04   2.6126340E-04
   15   4.2169125E-04   2.4406310E-04
   16   4.6874885E-04   2.2645389E-04
   17   5.1225302E-04   2.0854463E-04
   18   5.5215413E-04   1.9044341E-04
   19   5.8842473E-04   1.7225737E-04
   20   6.2105856E-04   1.5409357E-04
   21   6.5007065E-04   1.3605933E-04
   22   6.7549796E-04   1.1826238E-04
   23   6.9739869E-04   1.0081176E-04
   24   7.1585312E-04   8.3817904E-05
   25   7.3096379E-04   6.7393063E-05
   26   7.4285591E-04   5.1651731E-05
   27   7.5167678E-04   3.6695592E-05
   28   7.5759240E-04   2.2613892E-05
   29   7.6078666E-04   9.4969993E-06
   30   7.6146140E-04  -2.5667483E-06
   31   7.5983345E-04  -1.3528220E-05
   32   7.5612281E-04  -2.3399528E-05
   33   7.5054375E-04  -3.2219343E-05
   34   7.4330222E-04  -4.0031950E-05
   35   7.3459487E-04  -4.6886054E-05
   36   7.2460821E-04  -5.2834004E-05
   37   7.1351804E-04  -5.7931287E-05
   38   7.0148857E-04  -6.2236266E-05
   39   6.8867230E-04  -6.5809727E-05
   40   6.7520924E-04  -6.8714758E-05
   41   6.6122661E-04  -7.1016525E-05
   42   6.4683838E-04  -7.2782113E-05
   43   6.3214492E-04  -7.4080391E-05
   44   6.1723267E-04  -7.4981903E-05
   45   6.0217388E-04  -7.5558776E-05
   46   5.8702597E-04  -7.5884659E-05
   47   5.7183184E-04  -7.6033210E-05
   48   5.5661970E-04  -7.6076577E-05
   49   5.4901159E-04  -7.6078730E-05
```

```
+-------------------------------------------------------------------------------------------------------------------------------+
|                   PARATIEPLUS(TM)   NLS ENGINE RELEASE  2018.0    FULL VERSION  *Build date:Nov 13, 2017*                    |
|                                                                                                                               |
|                            NewProject.BaseDesignSection_28.SLERaraFrequenteQuasiPermanente_1153                               |
|                                     Exe Time : 4 September 2018 18:02:09                                                      |
+-------------------------------------------------------------------------------------------------------------------------------+
New Project


S T R E S S   R E S U L T S   F O R   G R O U P   N O.   1

0_L                                                              :
ELEMENT TYPE    5 NO.OF ELEMENTS. IN THIS GROUP   49
C U R R E N T   T I M E   I S      5.0000

 HARDENING 2D SOIL ELEMENT

 ****** TOTAL STRESS FORMULATION *****

  EL *   FORCE     DISPL-Y  VERTICAL-P  HORIZON.-P     MAX-V-P     MAX-H-P           STATE   STIFFNESS Z-LEVEL      PORE
E FACTOR    UFACTOR       Peq           Su_a         Su_p     LAYER
 ------------------------------------------------------------------------------------------------------------------------------
-------------------------------------------------------------------------------------------
   1 D  1.8460E-03  5.2858E-04  5.5437E-02  1.8460E-02  5.5437E-02   1.866          ACTIVE   0.000       0.000       0.000
1.000       1.000      1.8460E-02   0.000       0.000     DI1_164_167_L_0
   2 D   1.621      4.4985E-04   3.300       8.104       3.300       18.31          UL-RL  1.3127E+04 -0.2000       0.000
1.000       1.000       8.104       0.000       0.000     DI1_164_167_L_0
   3 D   5.390      3.7151E-04   6.706       26.95       6.706       37.21          UL-RL  1.3127E+04 -0.4000       0.000
1.000       1.000       26.95       0.000       0.000     DI1_164_167_L_0
   4 D   8.668      2.9395E-04   10.32       43.34       10.32       53.65          UL-RL  1.3127E+04 -0.6000       0.000
1.000       1.000       43.34       0.000       0.000     DI1_164_167_L_0
   5 D   8.557      2.1754E-04   14.08       42.79       14.08       53.15          UL-RL  1.3127E+04 -0.8000       0.000
1.000       1.000       42.79       0.000       0.000     DI1_164_167_L_0
   6 D   8.386      1.4261E-04   17.91       41.93       17.91       52.34          UL-RL  1.3127E+04  -1.000       0.000
1.000       1.000       41.93       0.000       0.000     DI1_164_167_L_0
   7 D   8.181      6.9486E-05   21.73       40.90       21.73       51.36          UL-RL  1.3127E+04  -1.200       0.000
1.000       1.000       40.90       0.000       0.000     DI1_164_167_L_0
   8 D   7.960     -1.5533E-06   25.78       39.80       25.78       50.31          UL-RL  1.3127E+04  -1.400       0.000
1.000       1.000       39.80       0.000       0.000     DI1_164_167_L_0
   9 D   7.739     -7.0245E-05   30.11       38.69       30.11       49.25          UL-RL  1.3127E+04  -1.600       0.000
1.000       1.000       38.69       0.000       0.000     DI1_164_167_L_0
  10 D   7.526     -1.3635E-04   34.05       37.63       34.05       48.23          UL-RL  1.3127E+04  -1.800       0.000
1.000       1.000       37.63       0.000       0.000     DI1_164_167_L_0
  11 D   7.328     -1.9967E-04   38.05       36.64       38.05       47.28          UL-RL  1.3127E+04  -2.000       0.000
1.000       1.000       36.64       0.000       0.000     DI1_164_167_L_0
  12 D   7.149     -2.6002E-04   41.94       35.75       41.94       46.42          UL-RL  1.3127E+04  -2.200       0.000
1.000       1.000       35.75       0.000       0.000     DI1_164_167_L_0
  13 D   6.993     -3.1722E-04   45.58       34.96       45.58       45.67          UL-RL  1.3127E+04  -2.400       0.000
1.000       1.000       34.96       0.000       0.000     DI1_164_167_L_0
  14 D   6.861     -3.7115E-04   49.31       34.30       49.31       45.03          UL-RL  1.3127E+04  -2.600       0.000
1.000       1.000       34.30       0.000       0.000     DI1_164_167_L_0
  15 D   6.754     -4.2169E-04   52.98       33.77       52.98       44.52          UL-RL  1.3127E+04  -2.800       0.000
1.000       1.000       33.77       0.000       0.000     DI1_164_167_L_0
  16 D   6.674     -4.6875E-04   56.59       33.37       56.59       44.13          UL-RL  1.3127E+04  -3.000       0.000
1.000       1.000       33.37       0.000       0.000     DI1_164_167_L_0
  17 D   6.621     -5.1225E-04   60.06       33.10       60.06       43.86          UL-RL  1.3127E+04  -3.200       0.000
1.000       1.000       33.10       0.000       0.000     DI1_164_167_L_0
  18 D   6.595     -5.5215E-04   63.61       32.97       63.61       43.72          UL-RL  1.3127E+04  -3.400       0.000
1.000       1.000       32.97       0.000       0.000     DI1_164_167_L_0
  19 D   6.595     -5.8842E-04   67.13       32.97       67.13       43.71          UL-RL  1.3127E+04  -3.600       0.000
1.000       1.000       32.97       0.000       0.000     DI1_164_167_L_0
  20 D   6.622     -6.2106E-04   70.62       33.11       70.62       43.81          UL-RL  1.3127E+04  -3.800       0.000
1.000       1.000       33.11       0.000       0.000     DI1_164_167_L_0
  21 D   6.674     -6.5007E-04   74.01       33.37       74.01       44.04          UL-RL  1.3127E+04  -4.000       0.000
1.000       1.000       33.37       0.000       0.000     DI1_164_167_L_0
  22 D   6.752     -6.7550E-04   77.47       33.76       77.47       44.37          UL-RL  1.3127E+04  -4.200       0.000
1.000       1.000       33.76       0.000       0.000     DI1_164_167_L_0
  23 D   6.854     -6.9740E-04   80.91       34.27       80.91       44.82          UL-RL  1.3127E+04  -4.400       0.000
1.000       1.000       34.27       0.000       0.000     DI1_164_167_L_0
  24 D   6.980     -7.1585E-04   84.03       34.90       84.03       45.37          UL-RL  1.3127E+04  -4.600       0.000
1.000       1.000       34.90       0.000       0.000     DI1_164_167_L_0
```

```
  25 D   7.128     -7.3096E-04   87.01       35.64       87.01       46.02          UL-RL  1.3127E+04  -4.800       0.000
1.000       1.000       35.64       0.000       0.000     DI1_164_167_L_0
  26 D   5.393     -7.4286E-04   90.00       26.96       90.00       48.94          UL-RL  3.1640E+04  -5.000       0.000
1.000       1.000       26.96       0.000       0.000     DI2_165_168_L_0
  27 D   5.584     -7.5168E-04   93.01       27.92       93.01       48.80          UL-RL  3.1640E+04  -5.200       0.000
1.000       1.000       27.92       0.000       0.000     DI2_165_168_L_0
  28 D   5.775     -7.5759E-04   96.03       28.88       96.03       48.85          UL-RL  3.1640E+04  -5.400       0.000
1.000       1.000       28.88       0.000       0.000     DI2_165_168_L_0
  29 D   5.967     -7.6079E-04   99.06       29.83       99.06       49.80          UL-RL  3.1640E+04  -5.600       0.000
1.000       1.000       29.83       0.000       0.000     DI2_165_168_L_0
  30 D   6.159     -7.6146E-04   102.1       30.79       102.1       51.34          UL-RL  3.1640E+04  -5.800       0.000
1.000       1.000       30.79       0.000       0.000     DI2_165_168_L_0
  31 D   6.351     -7.5983E-04   105.2       31.76       105.2       52.88          UL-RL  3.1640E+04  -6.000       0.000
1.000       1.000       31.76       0.000       0.000     DI2_165_168_L_0
  32 D   6.544     -7.5612E-04   108.2       32.72       108.2       54.43          UL-RL  3.1640E+04  -6.200       0.000
1.000       1.000       32.72       0.000       0.000     DI2_165_168_L_0
  33 D   6.737     -7.5054E-04   111.3       33.68       111.3       55.97          UL-RL  3.1640E+04  -6.400       0.000
1.000       1.000       33.68       0.000       0.000     DI2_165_168_L_0
  34 D   6.930     -7.4330E-04   114.4       34.65       114.4       57.52          UL-RL  3.1640E+04  -6.600       0.000
1.000       1.000       34.65       0.000       0.000     DI2_165_168_L_0
  35 D   7.123     -7.3459E-04   117.5       35.62       117.5       59.08          UL-RL  3.1640E+04  -6.800       0.000
1.000       1.000       35.62       0.000       0.000     DI2_165_168_L_0
  36 D   7.316     -7.2461E-04   120.6       36.58       120.6       60.63          UL-RL  3.1640E+04  -7.000       0.000
1.000       1.000       36.58       0.000       0.000     DI2_165_168_L_0
  37 D   7.510     -7.1352E-04   123.7       37.55       123.7       62.19          UL-RL  3.1640E+04  -7.200       0.000
1.000       1.000       37.55       0.000       0.000     DI2_165_168_L_0
  38 D   7.703     -7.0149E-04   126.8       38.52       126.8       63.75          UL-RL  3.1640E+04  -7.400       0.000
1.000       1.000       38.52       0.000       0.000     DI2_165_168_L_0
  39 D   7.897     -6.8867E-04   129.9       39.48       129.9       65.31          UL-RL  3.1640E+04  -7.600       0.000
1.000       1.000       39.48       0.000       0.000     DI2_165_168_L_0
  40 D   8.090     -6.7521E-04   133.0       40.45       133.0       66.87          UL-RL  3.1640E+04  -7.800       0.000
1.000       1.000       40.45       0.000       0.000     DI2_165_168_L_0
  41 D   8.284     -6.6123E-04   136.1       41.42       136.1       68.43          UL-RL  3.1640E+04  -8.000       0.000
1.000       1.000       41.42       0.000       0.000     DI2_165_168_L_0
  42 D   8.478     -6.4684E-04   139.3       42.39       139.3       69.99          UL-RL  3.1640E+04  -8.200       0.000
1.000       1.000       42.39       0.000       0.000     DI2_165_168_L_0
  43 D   8.672     -6.3214E-04   142.4       43.36       142.4       71.56          UL-RL  3.1640E+04  -8.400       0.000
1.000       1.000       43.36       0.000       0.000     DI2_165_168_L_0
  44 D   8.867     -6.1723E-04   145.5       44.33       145.5       73.12          UL-RL  3.1640E+04  -8.600       0.000
1.000       1.000       44.33       0.000       0.000     DI2_165_168_L_0
  45 D   9.061     -6.0217E-04   148.7       45.31       148.7       74.69          UL-RL  3.1640E+04  -8.800       0.000
1.000       1.000       45.31       0.000       0.000     DI2_165_168_L_0
  46 D   9.432     -5.8703E-04   151.8       47.16       151.8       76.25          UL-RL  3.1640E+04  -9.000       0.000
1.000       1.000       47.16       0.000       0.000     DI2_165_168_L_0
  47 D   9.811     -5.7183E-04   154.9       49.05       154.9       77.82          UL-RL  3.1640E+04  -9.200       0.000
1.000       1.000       49.05       0.000       0.000     DI2_165_168_L_0
  48 D   7.642     -5.5662E-04   158.1       50.95       158.1       79.38          UL-RL  3.1640E+04  -9.400       0.000
1.000       1.000       50.95       0.000       0.000     DI2_165_168_L_0
  49 D   2.595     -5.4901E-04   159.7       51.90       159.7       80.16          UL-RL  3.1640E+04  -9.500       0.000
1.000       1.000       51.90       0.000       0.000     DI2_165_168_L_0
```

```
+-----------------------------------------------------------------------------------------------------------------------+
|                  PARATIEPLUS(TM)   NLS ENGINE RELEASE  2018.0    FULL VERSION  *Build date:Nov 13, 2017*              |
|                                                                                                                       |
|                         NewProject.BaseDesignSection_28.SLERaraFrequenteQuasiPermanente_1153                          |
|                                 Exe Time : 4 September 2018 18:02:09                                                  |
+-----------------------------------------------------------------------------------------------------------------------+
New Project


S T R E S S   R E S U L T S   F O R   G R O U P   N O.   2

0_R                                                                  :
ELEMENT TYPE    5 NO.OF ELEMENTS. IN THIS GROUP   49
C U R R E N T   T I M E   I S     5.0000

 HARDENING 2D SOIL ELEMENT

 ****** TOTAL STRESS FORMULATION *****

 EL *   FORCE     DISPL-Y  VERTICAL-P  HORIZON.-P     MAX-V-P     MAX-H-P          STATE   STIFFNESS Z-LEVEL      PORE
E FACTOR    UFACTOR       Peq          Su_a        Su_p     LAYER
 ---------------------------------------------------------------------------------------------------------------------------
-----------------------------------------------------------------------------------------------
   1     0.000         --          --          --          --          --          REMOVED     --        0.000       0.000
1.000       1.000       0.000       0.000       0.000     not available
   2     0.000         --          --          --          --          --          REMOVED     --      -0.2000       0.000
1.000       1.000       0.000       0.000       0.000     not available
   3     0.000         --          --          --          --          --          REMOVED     --      -0.4000       0.000
1.000       1.000       0.000       0.000       0.000     not available
   4     0.000         --          --          --          --          --          REMOVED     --      -0.6000       0.000
1.000       1.000       0.000       0.000       0.000     not available
   5     0.000         --          --          --          --          --          REMOVED     --      -0.8000       0.000
1.000       1.000       0.000       0.000       0.000     not available
   6     0.000         --          --          --          --          --          REMOVED     --       -1.000       0.000
1.000       1.000       0.000       0.000       0.000     not available
   7     0.000         --          --          --          --          --          REMOVED     --       -1.200       0.000
1.000       1.000       0.000       0.000       0.000     not available
   8     0.000         --          --          --          --          --          REMOVED     --       -1.400       0.000
1.000       1.000       0.000       0.000       0.000     not available
   9     0.000         --          --          --          --          --          REMOVED     --       -1.600       0.000
1.000       1.000       0.000       0.000       0.000     not available
  10     0.000         --          --          --          --          --          REMOVED     --       -1.800       0.000
1.000       1.000       0.000       0.000       0.000     not available
  11     0.000         --          --          --          --          --          REMOVED     --       -2.000       0.000
1.000       1.000       0.000       0.000       0.000     not available
  12     0.000         --          --          --          --          --          REMOVED     --       -2.200       0.000
1.000       1.000       0.000       0.000       0.000     not available
  13     0.000         --          --          --          --          --          REMOVED     --       -2.400       0.000
1.000       1.000       0.000       0.000       0.000     not available
  14     0.000         --          --          --          --          --          REMOVED     --       -2.600       0.000
1.000       1.000       0.000       0.000       0.000     not available
  15     0.000         --          --          --          --          --          REMOVED     --       -2.800       0.000
1.000       1.000       0.000       0.000       0.000     not available
  16     0.000         --          --          --          --          --          REMOVED     --       -3.000       0.000
1.000       1.000       0.000       0.000       0.000     not available
  17     0.000         --          --          --          --          --          REMOVED     --       -3.200       0.000
1.000       1.000       0.000       0.000       0.000     not available
  18     0.000         --          --          --          --          --          REMOVED     --       -3.400       0.000
1.000       1.000       0.000       0.000       0.000     not available
  19     0.000         --          --          --          --          --          REMOVED     --       -3.600       0.000
1.000       1.000       0.000       0.000       0.000     not available
  20     0.000         --          --          --          --          --          REMOVED     --       -3.800       0.000
1.000       1.000       0.000       0.000       0.000     not available
  21     0.000         --          --          --          --          --          REMOVED     --       -4.000       0.000
1.000       1.000       0.000       0.000       0.000     not available
  22     0.000         --          --          --          --          --          REMOVED     --       -4.200       0.000
1.000       1.000       0.000       0.000       0.000     not available
  23     0.000         --          --          --          --          --          REMOVED     --       -4.400       0.000
1.000       1.000       0.000       0.000       0.000     not available
  24     0.000         --          --          --          --          --          REMOVED     --       -4.600       0.000
1.000       1.000       0.000       0.000       0.000     not available
```

25	0.000	--	--	--	--	--	REMOVED	--	-4.800	0.000	1.000	1.000
0.000	0.000	0.000	not available									
26	0.000	--	--	--	--	--	REMOVED	--	-5.000	0.000	1.000	1.000
0.000	0.000	0.000	not available									
27 D	0.000	7.5168E-04	1.600	0.000	1.600	0.8000	ACTIVE	0.000	-5.200	0.000	1.000	1.000
0.000	0.000	0.000	DI2_165_168_L_0									
28 D	0.2722	7.5759E-04	4.800	1.361	4.800	2.400	UL-RL	2.0139E+04	-5.400	0.000	1.000	1.000
1.361	0.000	0.000	DI2_165_168_L_0									
29 D	0.5840	7.6079E-04	8.000	2.920	8.000	4.000	UL-RL	2.0139E+04	-5.600	0.000	1.000	1.000
2.920	0.000	0.000	DI2_165_168_L_0									
30 D	5.488	7.6146E-04	11.20	27.44	92.80	51.34	UL-RL	2.0139E+04	-5.800	0.000	1.000	1.000
27.44	0.000	0.000	DI2_165_168_L_0									
31 D	8.521	7.5983E-04	14.40	42.60	96.00	52.88	UL-RL	2.0139E+04	-6.000	0.000	1.000	1.000
42.60	0.000	0.000	DI2_165_168_L_0									
32 D	9.128	7.5612E-04	17.60	45.64	99.20	54.49	UL-RL	2.0139E+04	-6.200	0.000	1.000	1.000
45.64	0.000	0.000	DI2_165_168_L_0									
33 D	9.617	7.5054E-04	20.80	48.08	102.4	56.19	UL-RL	2.0139E+04	-6.400	0.000	1.000	1.000
48.08	0.000	0.000	DI2_165_168_L_0									
34 D	10.05	7.4330E-04	24.00	50.26	105.6	58.01	UL-RL	2.0139E+04	-6.600	0.000	1.000	1.000
50.26	0.000	0.000	DI2_165_168_L_0									
35 D	10.45	7.3459E-04	27.20	52.26	108.8	59.86	UL-RL	2.0139E+04	-6.800	0.000	1.000	1.000
52.26	0.000	0.000	DI2_165_168_L_0									
36 D	10.83	7.2461E-04	30.40	54.14	112.0	61.67	UL-RL	2.0139E+04	-7.000	0.000	1.000	1.000
54.14	0.000	0.000	DI2_165_168_L_0									
37 D	11.18	7.1352E-04	33.60	55.92	115.2	63.46	UL-RL	2.0139E+04	-7.200	0.000	1.000	1.000
55.92	0.000	0.000	DI2_165_168_L_0									
38 D	11.52	7.0149E-04	36.80	57.62	118.4	65.22	UL-RL	2.0139E+04	-7.400	0.000	1.000	1.000
57.62	0.000	0.000	DI2_165_168_L_0									
39 D	11.85	6.8867E-04	40.00	59.25	121.6	66.94	UL-RL	2.0139E+04	-7.600	0.000	1.000	1.000
59.25	0.000	0.000	DI2_165_168_L_0									
40 D	12.17	6.7521E-04	43.20	60.83	124.8	68.65	UL-RL	2.0139E+04	-7.800	0.000	1.000	1.000
60.83	0.000	0.000	DI2_165_168_L_0									
41 D	12.47	6.6123E-04	46.40	62.37	128.0	70.33	UL-RL	2.0139E+04	-8.000	0.000	1.000	1.000
62.37	0.000	0.000	DI2_165_168_L_0									
42 D	12.77	6.4684E-04	49.60	63.87	131.2	72.00	UL-RL	2.0139E+04	-8.200	0.000	1.000	1.000
63.87	0.000	0.000	DI2_165_168_L_0									
43 D	13.07	6.3214E-04	52.80	65.34	134.4	73.65	UL-RL	2.0139E+04	-8.400	0.000	1.000	1.000
65.34	0.000	0.000	DI2_165_168_L_0									
44 D	13.36	6.1723E-04	56.00	66.79	137.6	75.30	UL-RL	2.0139E+04	-8.600	0.000	1.000	1.000
66.79	0.000	0.000	DI2_165_168_L_0									
45 D	13.64	6.0217E-04	59.20	68.22	140.8	76.94	UL-RL	2.0139E+04	-8.800	0.000	1.000	1.000
68.22	0.000	0.000	DI2_165_168_L_0									
46 D	13.93	5.8703E-04	62.40	69.63	144.0	78.58	UL-RL	2.0139E+04	-9.000	0.000	1.000	1.000
69.63	0.000	0.000	DI2_165_168_L_0									
47 D	14.21	5.7183E-04	65.60	71.04	147.2	80.22	UL-RL	2.0139E+04	-9.200	0.000	1.000	1.000
71.04	0.000	0.000	DI2_165_168_L_0									
48 D	10.86	5.5662E-04	68.80	72.43	150.4	81.86	UL-RL	2.0139E+04	-9.400	0.000	1.000	1.000
72.43	0.000	0.000	DI2_165_168_L_0									
49 D	3.656	5.4901E-04	70.40	73.12	152.0	82.68	UL-RL	2.0139E+04	-9.500	0.000	1.000	1.000
73.12	0.000	0.000	DI2_165_168_L_0									

```
+-----------------------------------------------------------------------------------------------------------------------+
|                   PARATIEPLUS(TM)   NLS ENGINE RELEASE  2018.0    FULL VERSION  *Build date:Nov 13, 2017*             |
|                                                                                                                       |
|                          NewProject.BaseDesignSection_28.SLERaraFrequenteQuasiPermanente_1153                         |
|                                   Exe Time : 4 September 2018 18:02:09                                                |
+-----------------------------------------------------------------------------------------------------------------------+
New Project


S T R E S S   R E S U L T S   F O R   G R O U P   N O.   3

WallElement_33                                                :
ELEMENT TYPE    2 NO.OF ELEMENTS. IN THIS GROUP   48
C U R R E N T   T I M E   I S     5.0000

 WALL2D ELEMENT

   EL      TA          TB          MA          MB
-------------------------------------------------------
    1 -120.93      120.93    -1.42419E-12 -24.186
    2 -119.31      119.31      24.186     -48.048
    3 -113.92      113.92      48.048     -70.832
    4 -105.25      105.25      70.832     -91.883
    5 -96.695      96.695      91.883     -111.22
    6 -88.309      88.309      111.22     -128.88
    7 -80.128      80.128      128.88     -144.91
    8 -72.168      72.168      144.91     -159.34
    9 -64.429      64.429      159.34     -172.23
   10 -56.903      56.903      172.23     -183.61
   11 -49.575      49.575      183.61     -193.52
   12 -42.426      42.426      193.52     -202.01
   13 -35.433      35.433      202.01     -209.10
   14 -28.572      28.572      209.10     -214.81
   15 -21.818      21.818      214.81     -219.17
   16 -15.144      15.144      219.17     -222.20
   17 -8.5227      8.5227      222.20     -223.91
   18 -1.9281      1.9281      223.91     -224.29
   19  4.6668     -4.6668      224.29     -223.36
   20  11.289     -11.289      223.36     -221.10
   21  17.963     -17.963      221.10     -217.51
   22  24.715     -24.715      217.51     -212.57
   23  31.569     -31.569      212.57     -206.25
   24  38.549     -38.549      206.25     -198.54
   25  45.677     -45.677      198.54     -189.41
   26  51.070     -51.070      189.41     -179.19
   27  56.693     -56.693      179.19     -167.85
   28  62.196     -62.196      167.85     -155.42
   29  67.579     -67.579      155.42     -141.90
   30  68.250     -68.250      141.90     -128.25
   31  66.081     -66.081      128.25     -115.03
   32  63.497     -63.497      115.03     -102.33
   33  60.617     -60.617      102.33     -90.210
   34  57.495     -57.495      90.210     -78.711
   35  54.167     -54.167      78.711     -67.878
   36  50.655     -50.655      67.878     -57.747
   37  46.981     -46.981      57.747     -48.351
   38  43.161     -43.161      48.351     -39.718
   39  39.207     -39.207      39.718     -31.877
   40  35.131     -35.131      31.877     -24.851
   41  30.941     -30.941      24.851     -18.663
   42  26.644     -26.644      18.663     -13.334
   43  22.248     -22.248      13.334     -8.8842
   44  17.756     -17.756      8.8842     -5.3330
   45  13.173     -13.173      5.3330     -2.6984
   46  8.6788     -8.6788      2.6984    -0.96267
   47  4.2827     -4.2827     0.96267    -0.10612
   48  1.0611     -1.0611     0.10612    -1.51435E-10
```

```
+-------------------------------------------------------------------------------------------------------------------------------+
|                   PARATIEPLUS(TM)   NLS ENGINE RELEASE  2018.0    FULL VERSION  *Build date:Nov 13, 2017*                    |
|                                                                                                                               |
|                          NewProject.BaseDesignSection_28.SLERaraFrequenteQuasiPermanente_1153                                 |
|                                   Exe Time : 4 September 2018 18:02:09                                                        |
+-------------------------------------------------------------------------------------------------------------------------------+
New Project


S T R E S S    R E S U L T S    F O R    G R O U P    N O.    4

Tieback_175                                                 :
ELEMENT TYPE    6 NO.OF ELEMENTS. IN THIS GROUP    1
C U R R E N T    T I M E    I S      5.0000

 POST-TENSION 2D-BOUNDARY ELEMENT

         EL    FORCE          d0          EDISPL     pl. eps          K     -ve limit   +ve limit
-------------------------------------------------------------------------------------------------------
 ANCHOR    1   139.63     -1.22376E-03 -5.53998E-04   0.0000       1689.0       0.0000       0.0000     ELASTIC  ORIGINAL
YOUNG MODULUS

 ITER     0 RNORM = 0.000     RMNORM= 0.000
             RINORM=0.3221E+06 RIMNOR=0.2007E+07
             RENORM=0.1635E-02 REMNOR=0.5030E-19 RATIO =0.7125E-04 TOLER =0.1000E-03      CONVERGED !
             RFMAX = 120.9     RMMAX = 224.3
             RTSMAL=0.1000E-02 RMSMAL=0.1000E-02
             RDT   =0.3221E+06 RDR   =0.2007E+07
             RATIOT=0.7125E-04 RATIOR= 0.000
             MAX UN=0.8602E-02 IEQ=     1 NODE      1 DOF   1  Y-DISPL.F
             MIN UN=-.3951E-01 IEQ=    53 NODE     27 DOF   1  Y-DISPL.F
             NO. OF CONTACT CONSTRAINT VIOLATIONS     0


 ITER     1 RNORM = 0.000     RMNORM= 0.000
             RINORM=0.3221E+06 RIMNOR=0.2007E+07
             RENORM=0.3222E-06 REMNOR=0.1294E-19 RATIO =0.1000E-05 TOLER =0.1000E-03      CONVERGED !
             RFMAX = 120.9     RMMAX = 224.3
             RTSMAL=0.1000E-02 RMSMAL=0.1000E-02
             RDT   =0.3221E+06 RDR   =0.2007E+07
             RATIOT=0.1000E-05 RATIOR= 0.000
             MAX UN=0.7335E-04 IEQ=     1 NODE      1 DOF   1  Y-DISPL.F
             MIN UN=-.5629E-03 IEQ=    53 NODE     27 DOF   1  Y-DISPL.F
             NO. OF CONTACT CONSTRAINT VIOLATIONS     0


 ITER     2 RNORM = 0.000     RMNORM= 0.000
             RINORM=0.3221E+06 RIMNOR=0.2007E+07
             RENORM=0.4265E-17 REMNOR=0.1010E-19 RATIO =0.3639E-11 TOLER =0.1000E-03      CONVERGED !
             RFMAX = 120.9     RMMAX = 224.3
             RTSMAL=0.1000E-02 RMSMAL=0.1000E-02
             RDT   =0.3221E+06 RDR   =0.2007E+07
             RATIOT=0.3639E-11 RATIOR= 0.000
             MAX UN=0.8703E-09 IEQ=    97 NODE     49 DOF   1  Y-DISPL.F
             MIN UN=-.9163E-09 IEQ=    95 NODE     48 DOF   1  Y-DISPL.F
             NO. OF CONTACT CONSTRAINT VIOLATIONS     0
```

```
+-------------------------------------------------------------------------------------------------------------------------+
|                   PARATIEPLUS(TM)   NLS ENGINE RELEASE  2018.0    FULL VERSION  *Build date:Nov 13, 2017*               |
|                                                                                                                         |
|                            NewProject.BaseDesignSection_28.SLERaraFrequenteQuasiPermanente_1153                         |
|                                     Exe Time : 4 September 2018 18:02:09                                                |
+-------------------------------------------------------------------------------------------------------------------------+
New Project
SOLUTION REACHED USING     2 ITERATIONS ON   40

P R I N T   O U T   F O R   T I M E   S T E P    6     ( AT TIME   6.000     )

PRINT OUT OF ACTIVE COMPONENTS (FIXED NODES ARE NOT PRINTED OUT)

          Y-DISPL.F        X-ROT. F
            (02)             (04)           (
    1  -5.2852053E-04   3.9391066E-04
    2  -4.4980382E-04   3.9292935E-04
    3  -3.7147875E-04   3.8999860E-04
    4  -2.9393055E-04   3.8517528E-04
    5  -2.1752721E-04   3.7857347E-04
    6  -1.4261041E-04   3.7033297E-04
    7  -6.9494096E-05   3.6059127E-04
    8   1.5349865E-06   3.4948282E-04
    9   7.0216649E-05   3.3713861E-04
   10   1.3631654E-04   3.2368603E-04
   11   1.9962543E-04   3.0924895E-04
   12   2.5995852E-04   2.9394793E-04
   13   3.1715484E-04   2.7790045E-04
   14   3.7107659E-04   2.6122128E-04
   15   4.2160873E-04   2.4402284E-04
   16   4.6865847E-04   2.2641562E-04
   17   5.1215520E-04   2.0850852E-04
   18   5.5204932E-04   1.9040962E-04
   19   5.8831340E-04   1.7222606E-04
   20   6.2094123E-04   1.5406489E-04
   21   6.4994787E-04   1.3603347E-04
   22   6.7537030E-04   1.1823951E-04
   23   6.9726677E-04   1.0079206E-04
   24   7.1571759E-04   8.3801562E-05
   25   7.3082534E-04   6.7380272E-05
   26   7.4271528E-04   5.1642690E-05
   27   7.5153474E-04   3.6690509E-05
   28   7.5744973E-04   2.2612671E-05
   29   7.6064410E-04   9.4992407E-06
   30   7.6131961E-04  -2.5614189E-06
   31   7.5969300E-04  -1.3520154E-05
   32   7.5598422E-04  -2.3389051E-05
   33   7.5040747E-04  -3.2206760E-05
   34   7.4316865E-04  -4.0017541E-05
   35   7.3446434E-04  -4.6870078E-05
   36   7.2448101E-04  -5.2816695E-05
   37   7.1339441E-04  -5.7912860E-05
   38   7.0136873E-04  -6.2216913E-05
   39   6.8855640E-04  -6.5789621E-05
   40   6.7509743E-04  -6.8694052E-05
   41   6.6111899E-04  -7.0995352E-05
   42   6.4673503E-04  -7.2760589E-05
   43   6.3204590E-04  -7.4058612E-05
   44   6.1713803E-04  -7.4959950E-05
   45   6.0208364E-04  -7.5536713E-05
   46   5.8694015E-04  -7.5862534E-05
   47   5.7175044E-04  -7.6011058E-05
   48   5.5654274E-04  -7.6054417E-05
   49   5.4893685E-04  -7.6056570E-05
```

```
+-------------------------------------------------------------------------------------------------------------------------------+
|                   PARATIEPLUS(TM)   NLS ENGINE RELEASE  2018.0    FULL VERSION  *Build date:Nov 13, 2017*                    |
|                                                                                                                               |
|                            NewProject.BaseDesignSection_28.SLERaraFrequenteQuasiPermanente_1153                               |
|                                     Exe Time : 4 September 2018 18:02:09                                                      |
+-------------------------------------------------------------------------------------------------------------------------------+
New Project


S T R E S S   R E S U L T S   F O R   G R O U P   N O.   1

0_L                                                              :
ELEMENT TYPE    5 NO.OF ELEMENTS. IN THIS GROUP   49
C U R R E N T   T I M E   I S      6.0000

 HARDENING 2D SOIL ELEMENT

 ****** TOTAL STRESS FORMULATION *****

  EL *   FORCE     DISPL-Y  VERTICAL-P  HORIZON.-P     MAX-V-P     MAX-H-P           STATE   STIFFNESS Z-LEVEL      PORE
E FACTOR    UFACTOR       Peq           Su_a         Su_p     LAYER
 ------------------------------------------------------------------------------------------------------------------------------
-------------------------------------------------------------------------------------------
   1 D  1.8460E-03  5.2852E-04  5.5437E-02  1.8460E-02  5.5437E-02   1.866          ACTIVE   0.000       0.000       0.000
1.000       1.000      1.8460E-02   0.000       0.000     DI1_164_167_L_0
   2 D   1.621      4.4980E-04   3.300       8.103       3.300       18.31          UL-RL  1.3127E+04 -0.2000       0.000
1.000       1.000       8.103       0.000       0.000     DI1_164_167_L_0
   3 D   5.390      3.7148E-04   6.706       26.95       6.706       37.21          UL-RL  1.3127E+04 -0.4000       0.000
1.000       1.000       26.95       0.000       0.000     DI1_164_167_L_0
   4 D   8.668      2.9393E-04   10.32       43.34       10.32       53.65          UL-RL  1.3127E+04 -0.6000       0.000
1.000       1.000       43.34       0.000       0.000     DI1_164_167_L_0
   5 D   8.557      2.1753E-04   14.08       42.79       14.08       53.15          UL-RL  1.3127E+04 -0.8000       0.000
1.000       1.000       42.79       0.000       0.000     DI1_164_167_L_0
   6 D   8.386      1.4261E-04   17.91       41.93       17.91       52.34          UL-RL  1.3127E+04  -1.000       0.000
1.000       1.000       41.93       0.000       0.000     DI1_164_167_L_0
   7 D   8.181      6.9494E-05   21.73       40.90       21.73       51.36          UL-RL  1.3127E+04  -1.200       0.000
1.000       1.000       40.90       0.000       0.000     DI1_164_167_L_0
   8 D   7.960     -1.5350E-06   25.78       39.80       25.78       50.31          UL-RL  1.3127E+04  -1.400       0.000
1.000       1.000       39.80       0.000       0.000     DI1_164_167_L_0
   9 D   7.739     -7.0217E-05   30.11       38.69       30.11       49.25          UL-RL  1.3127E+04  -1.600       0.000
1.000       1.000       38.69       0.000       0.000     DI1_164_167_L_0
  10 D   7.526     -1.3632E-04   34.05       37.63       34.05       48.23          UL-RL  1.3127E+04  -1.800       0.000
1.000       1.000       37.63       0.000       0.000     DI1_164_167_L_0
  11 D   7.328     -1.9963E-04   38.05       36.64       38.05       47.28          UL-RL  1.3127E+04  -2.000       0.000
1.000       1.000       36.64       0.000       0.000     DI1_164_167_L_0
  12 D   7.149     -2.5996E-04   41.94       35.75       41.94       46.42          UL-RL  1.3127E+04  -2.200       0.000
1.000       1.000       35.75       0.000       0.000     DI1_164_167_L_0
  13 D   6.993     -3.1715E-04   45.58       34.97       45.58       45.67          UL-RL  1.3127E+04  -2.400       0.000
1.000       1.000       34.97       0.000       0.000     DI1_164_167_L_0
  14 D   6.861     -3.7108E-04   49.31       34.31       49.31       45.03          UL-RL  1.3127E+04  -2.600       0.000
1.000       1.000       34.31       0.000       0.000     DI1_164_167_L_0
  15 D   6.755     -4.2161E-04   52.98       33.77       52.98       44.52          UL-RL  1.3127E+04  -2.800       0.000
1.000       1.000       33.77       0.000       0.000     DI1_164_167_L_0
  16 D   6.674     -4.6866E-04   56.59       33.37       56.59       44.13          UL-RL  1.3127E+04  -3.000       0.000
1.000       1.000       33.37       0.000       0.000     DI1_164_167_L_0
  17 D   6.621     -5.1216E-04   60.06       33.11       60.06       43.86          UL-RL  1.3127E+04  -3.200       0.000
1.000       1.000       33.11       0.000       0.000     DI1_164_167_L_0
  18 D   6.595     -5.5205E-04   63.61       32.97       63.61       43.72          UL-RL  1.3127E+04  -3.400       0.000
1.000       1.000       32.97       0.000       0.000     DI1_164_167_L_0
  19 D   6.595     -5.8831E-04   67.13       32.98       67.13       43.71          UL-RL  1.3127E+04  -3.600       0.000
1.000       1.000       32.98       0.000       0.000     DI1_164_167_L_0
  20 D   6.622     -6.2094E-04   70.62       33.11       70.62       43.81          UL-RL  1.3127E+04  -3.800       0.000
1.000       1.000       33.11       0.000       0.000     DI1_164_167_L_0
  21 D   6.675     -6.4995E-04   74.01       33.37       74.01       44.04          UL-RL  1.3127E+04  -4.000       0.000
1.000       1.000       33.37       0.000       0.000     DI1_164_167_L_0
  22 D   6.752     -6.7537E-04   77.47       33.76       77.47       44.37          UL-RL  1.3127E+04  -4.200       0.000
1.000       1.000       33.76       0.000       0.000     DI1_164_167_L_0
  23 D   6.855     -6.9727E-04   80.91       34.27       80.91       44.82          UL-RL  1.3127E+04  -4.400       0.000
1.000       1.000       34.27       0.000       0.000     DI1_164_167_L_0
  24 D   6.980     -7.1572E-04   84.03       34.90       84.03       45.37          UL-RL  1.3127E+04  -4.600       0.000
1.000       1.000       34.90       0.000       0.000     DI1_164_167_L_0
```

```
  25 D   7.128     -7.3083E-04   87.01       35.64       87.01       46.02          UL-RL  1.3127E+04  -4.800       0.000
1.000       1.000       35.64       0.000       0.000     DI1_164_167_L_0
  26 D   5.394     -7.4272E-04   90.00       26.97       90.00       48.94          UL-RL  3.1640E+04  -5.000       0.000
1.000       1.000       26.97       0.000       0.000     DI2_165_168_L_0
  27 D   5.585     -7.5153E-04   93.01       27.92       93.01       48.80          UL-RL  3.1640E+04  -5.200       0.000
1.000       1.000       27.92       0.000       0.000     DI2_165_168_L_0
  28 D   5.776     -7.5745E-04   96.03       28.88       96.03       48.85          UL-RL  3.1640E+04  -5.400       0.000
1.000       1.000       28.88       0.000       0.000     DI2_165_168_L_0
  29 D   5.968     -7.6064E-04   99.06       29.84       99.06       49.80          UL-RL  3.1640E+04  -5.600       0.000
1.000       1.000       29.84       0.000       0.000     DI2_165_168_L_0
  30 D   6.160     -7.6132E-04   102.1       30.80       102.1       51.34          UL-RL  3.1640E+04  -5.800       0.000
1.000       1.000       30.80       0.000       0.000     DI2_165_168_L_0
  31 D   6.352     -7.5969E-04   105.2       31.76       105.2       52.88          UL-RL  3.1640E+04  -6.000       0.000
1.000       1.000       31.76       0.000       0.000     DI2_165_168_L_0
  32 D   6.545     -7.5598E-04   108.2       32.72       108.2       54.43          UL-RL  3.1640E+04  -6.200       0.000
1.000       1.000       32.72       0.000       0.000     DI2_165_168_L_0
  33 D   6.738     -7.5041E-04   111.3       33.69       111.3       55.97          UL-RL  3.1640E+04  -6.400       0.000
1.000       1.000       33.69       0.000       0.000     DI2_165_168_L_0
  34 D   6.931     -7.4317E-04   114.4       34.65       114.4       57.52          UL-RL  3.1640E+04  -6.600       0.000
1.000       1.000       34.65       0.000       0.000     DI2_165_168_L_0
  35 D   7.124     -7.3446E-04   117.5       35.62       117.5       59.08          UL-RL  3.1640E+04  -6.800       0.000
1.000       1.000       35.62       0.000       0.000     DI2_165_168_L_0
  36 D   7.317     -7.2448E-04   120.6       36.59       120.6       60.63          UL-RL  3.1640E+04  -7.000       0.000
1.000       1.000       36.59       0.000       0.000     DI2_165_168_L_0
  37 D   7.510     -7.1339E-04   123.7       37.55       123.7       62.19          UL-RL  3.1640E+04  -7.200       0.000
1.000       1.000       37.55       0.000       0.000     DI2_165_168_L_0
  38 D   7.704     -7.0137E-04   126.8       38.52       126.8       63.75          UL-RL  3.1640E+04  -7.400       0.000
1.000       1.000       38.52       0.000       0.000     DI2_165_168_L_0
  39 D   7.897     -6.8856E-04   129.9       39.49       129.9       65.31          UL-RL  3.1640E+04  -7.600       0.000
1.000       1.000       39.49       0.000       0.000     DI2_165_168_L_0
  40 D   8.091     -6.7510E-04   133.0       40.46       133.0       66.87          UL-RL  3.1640E+04  -7.800       0.000
1.000       1.000       40.46       0.000       0.000     DI2_165_168_L_0
  41 D   8.285     -6.6112E-04   136.1       41.42       136.1       68.43          UL-RL  3.1640E+04  -8.000       0.000
1.000       1.000       41.42       0.000       0.000     DI2_165_168_L_0
  42 D   8.479     -6.4674E-04   139.3       42.39       139.3       69.99          UL-RL  3.1640E+04  -8.200       0.000
1.000       1.000       42.39       0.000       0.000     DI2_165_168_L_0
  43 D   8.673     -6.3205E-04   142.4       43.36       142.4       71.56          UL-RL  3.1640E+04  -8.400       0.000
1.000       1.000       43.36       0.000       0.000     DI2_165_168_L_0
  44 D   8.867     -6.1714E-04   145.5       44.34       145.5       73.12          UL-RL  3.1640E+04  -8.600       0.000
1.000       1.000       44.34       0.000       0.000     DI2_165_168_L_0
  45 D   9.062     -6.0208E-04   148.7       45.31       148.7       74.69          UL-RL  3.1640E+04  -8.800       0.000
1.000       1.000       45.31       0.000       0.000     DI2_165_168_L_0
  46 D   9.433     -5.8694E-04   151.8       47.17       151.8       76.25          UL-RL  3.1640E+04  -9.000       0.000
1.000       1.000       47.17       0.000       0.000     DI2_165_168_L_0
  47 D   9.811     -5.7175E-04   154.9       49.06       154.9       77.82          UL-RL  3.1640E+04  -9.200       0.000
1.000       1.000       49.06       0.000       0.000     DI2_165_168_L_0
  48 D   7.643     -5.5654E-04   158.1       50.95       158.1       79.38          UL-RL  3.1640E+04  -9.400       0.000
1.000       1.000       50.95       0.000       0.000     DI2_165_168_L_0
  49 D   2.595     -5.4894E-04   159.7       51.90       159.7       80.16          UL-RL  3.1640E+04  -9.500       0.000
1.000       1.000       51.90       0.000       0.000     DI2_165_168_L_0
```

```
+-----------------------------------------------------------------------------------------------------------------------+
|                  PARATIEPLUS(TM)   NLS ENGINE RELEASE  2018.0    FULL VERSION  *Build date:Nov 13, 2017*              |
|                                                                                                                       |
|                         NewProject.BaseDesignSection_28.SLERaraFrequenteQuasiPermanente_1153                          |
|                                 Exe Time : 4 September 2018 18:02:09                                                  |
+-----------------------------------------------------------------------------------------------------------------------+
New Project


S T R E S S   R E S U L T S   F O R   G R O U P   N O.   2

0_R                                                                  :
ELEMENT TYPE    5 NO.OF ELEMENTS. IN THIS GROUP   49
C U R R E N T   T I M E   I S     6.0000

 HARDENING 2D SOIL ELEMENT

 ****** TOTAL STRESS FORMULATION *****

 EL *   FORCE     DISPL-Y  VERTICAL-P  HORIZON.-P     MAX-V-P     MAX-H-P          STATE   STIFFNESS Z-LEVEL      PORE
E FACTOR    UFACTOR       Peq          Su_a        Su_p     LAYER
 ---------------------------------------------------------------------------------------------------------------------------
-----------------------------------------------------------------------------------------------
   1     0.000         --          --          --          --          --          REMOVED     --        0.000       0.000
1.000       1.000       0.000       0.000       0.000     not available
   2     0.000         --          --          --          --          --          REMOVED     --      -0.2000       0.000
1.000       1.000       0.000       0.000       0.000     not available
   3     0.000         --          --          --          --          --          REMOVED     --      -0.4000       0.000
1.000       1.000       0.000       0.000       0.000     not available
   4     0.000         --          --          --          --          --          REMOVED     --      -0.6000       0.000
1.000       1.000       0.000       0.000       0.000     not available
   5     0.000         --          --          --          --          --          REMOVED     --      -0.8000       0.000
1.000       1.000       0.000       0.000       0.000     not available
   6     0.000         --          --          --          --          --          REMOVED     --       -1.000       0.000
1.000       1.000       0.000       0.000       0.000     not available
   7     0.000         --          --          --          --          --          REMOVED     --       -1.200       0.000
1.000       1.000       0.000       0.000       0.000     not available
   8     0.000         --          --          --          --          --          REMOVED     --       -1.400       0.000
1.000       1.000       0.000       0.000       0.000     not available
   9     0.000         --          --          --          --          --          REMOVED     --       -1.600       0.000
1.000       1.000       0.000       0.000       0.000     not available
  10     0.000         --          --          --          --          --          REMOVED     --       -1.800       0.000
1.000       1.000       0.000       0.000       0.000     not available
  11     0.000         --          --          --          --          --          REMOVED     --       -2.000       0.000
1.000       1.000       0.000       0.000       0.000     not available
  12     0.000         --          --          --          --          --          REMOVED     --       -2.200       0.000
1.000       1.000       0.000       0.000       0.000     not available
  13     0.000         --          --          --          --          --          REMOVED     --       -2.400       0.000
1.000       1.000       0.000       0.000       0.000     not available
  14     0.000         --          --          --          --          --          REMOVED     --       -2.600       0.000
1.000       1.000       0.000       0.000       0.000     not available
  15     0.000         --          --          --          --          --          REMOVED     --       -2.800       0.000
1.000       1.000       0.000       0.000       0.000     not available
  16     0.000         --          --          --          --          --          REMOVED     --       -3.000       0.000
1.000       1.000       0.000       0.000       0.000     not available
  17     0.000         --          --          --          --          --          REMOVED     --       -3.200       0.000
1.000       1.000       0.000       0.000       0.000     not available
  18     0.000         --          --          --          --          --          REMOVED     --       -3.400       0.000
1.000       1.000       0.000       0.000       0.000     not available
  19     0.000         --          --          --          --          --          REMOVED     --       -3.600       0.000
1.000       1.000       0.000       0.000       0.000     not available
  20     0.000         --          --          --          --          --          REMOVED     --       -3.800       0.000
1.000       1.000       0.000       0.000       0.000     not available
  21     0.000         --          --          --          --          --          REMOVED     --       -4.000       0.000
1.000       1.000       0.000       0.000       0.000     not available
  22     0.000         --          --          --          --          --          REMOVED     --       -4.200       0.000
1.000       1.000       0.000       0.000       0.000     not available
  23     0.000         --          --          --          --          --          REMOVED     --       -4.400       0.000
1.000       1.000       0.000       0.000       0.000     not available
  24     0.000         --          --          --          --          --          REMOVED     --       -4.600       0.000
1.000       1.000       0.000       0.000       0.000     not available
```

25	0.000	--	--	--	--	--	REMOVED	--	-4.800	0.000	1.000	1.000
0.000	0.000	0.000	not available									
26	0.000	--	--	--	--	--	REMOVED	--	-5.000	0.000	1.000	1.000
0.000	0.000	0.000	not available									
27 D	0.000	7.5153E-04	1.600	0.000	1.600	0.8000	ACTIVE	0.000	-5.200	0.000	1.000	1.000
0.000	0.000	0.000	DI2_165_168_L_0									
28 D	0.2716	7.5745E-04	4.800	1.358	4.800	2.400	UL-RL	2.0139E+04	-5.400	0.000	1.000	1.000
1.358	0.000	0.000	DI2_165_168_L_0									
29 D	0.5834	7.6064E-04	8.000	2.917	8.000	4.000	UL-RL	2.0139E+04	-5.600	0.000	1.000	1.000
2.917	0.000	0.000	DI2_165_168_L_0									
30 D	5.487	7.6132E-04	11.20	27.44	92.80	51.34	UL-RL	2.0139E+04	-5.800	0.000	1.000	1.000
27.44	0.000	0.000	DI2_165_168_L_0									
31 D	8.520	7.5969E-04	14.40	42.60	96.00	52.88	UL-RL	2.0139E+04	-6.000	0.000	1.000	1.000
42.60	0.000	0.000	DI2_165_168_L_0									
32 D	9.127	7.5598E-04	17.60	45.64	99.20	54.49	UL-RL	2.0139E+04	-6.200	0.000	1.000	1.000
45.64	0.000	0.000	DI2_165_168_L_0									
33 D	9.616	7.5041E-04	20.80	48.08	102.4	56.19	UL-RL	2.0139E+04	-6.400	0.000	1.000	1.000
48.08	0.000	0.000	DI2_165_168_L_0									
34 D	10.05	7.4317E-04	24.00	50.26	105.6	58.01	UL-RL	2.0139E+04	-6.600	0.000	1.000	1.000
50.26	0.000	0.000	DI2_165_168_L_0									
35 D	10.45	7.3446E-04	27.20	52.26	108.8	59.86	UL-RL	2.0139E+04	-6.800	0.000	1.000	1.000
52.26	0.000	0.000	DI2_165_168_L_0									
36 D	10.83	7.2448E-04	30.40	54.14	112.0	61.67	UL-RL	2.0139E+04	-7.000	0.000	1.000	1.000
54.14	0.000	0.000	DI2_165_168_L_0									
37 D	11.18	7.1339E-04	33.60	55.91	115.2	63.46	UL-RL	2.0139E+04	-7.200	0.000	1.000	1.000
55.91	0.000	0.000	DI2_165_168_L_0									
38 D	11.52	7.0137E-04	36.80	57.61	118.4	65.22	UL-RL	2.0139E+04	-7.400	0.000	1.000	1.000
57.61	0.000	0.000	DI2_165_168_L_0									
39 D	11.85	6.8856E-04	40.00	59.25	121.6	66.94	UL-RL	2.0139E+04	-7.600	0.000	1.000	1.000
59.25	0.000	0.000	DI2_165_168_L_0									
40 D	12.17	6.7510E-04	43.20	60.83	124.8	68.65	UL-RL	2.0139E+04	-7.800	0.000	1.000	1.000
60.83	0.000	0.000	DI2_165_168_L_0									
41 D	12.47	6.6112E-04	46.40	62.37	128.0	70.33	UL-RL	2.0139E+04	-8.000	0.000	1.000	1.000
62.37	0.000	0.000	DI2_165_168_L_0									
42 D	12.77	6.4674E-04	49.60	63.87	131.2	72.00	UL-RL	2.0139E+04	-8.200	0.000	1.000	1.000
63.87	0.000	0.000	DI2_165_168_L_0									
43 D	13.07	6.3205E-04	52.80	65.34	134.4	73.65	UL-RL	2.0139E+04	-8.400	0.000	1.000	1.000
65.34	0.000	0.000	DI2_165_168_L_0									
44 D	13.36	6.1714E-04	56.00	66.79	137.6	75.30	UL-RL	2.0139E+04	-8.600	0.000	1.000	1.000
66.79	0.000	0.000	DI2_165_168_L_0									
45 D	13.64	6.0208E-04	59.20	68.22	140.8	76.94	UL-RL	2.0139E+04	-8.800	0.000	1.000	1.000
68.22	0.000	0.000	DI2_165_168_L_0									
46 D	13.93	5.8694E-04	62.40	69.63	144.0	78.58	UL-RL	2.0139E+04	-9.000	0.000	1.000	1.000
69.63	0.000	0.000	DI2_165_168_L_0									
47 D	14.21	5.7175E-04	65.60	71.03	147.2	80.22	UL-RL	2.0139E+04	-9.200	0.000	1.000	1.000
71.03	0.000	0.000	DI2_165_168_L_0									
48 D	10.86	5.5654E-04	68.80	72.43	150.4	81.86	UL-RL	2.0139E+04	-9.400	0.000	1.000	1.000
72.43	0.000	0.000	DI2_165_168_L_0									
49 D	3.656	5.4894E-04	70.40	73.12	152.0	82.68	UL-RL	2.0139E+04	-9.500	0.000	1.000	1.000
73.12	0.000	0.000	DI2_165_168_L_0									

```
+-----------------------------------------------------------------------------------------------------------------------+
|                  PARATIEPLUS(TM)   NLS ENGINE RELEASE  2018.0    FULL VERSION  *Build date:Nov 13, 2017*              |
|                                                                                                                       |
|                         NewProject.BaseDesignSection_28.SLERaraFrequenteQuasiPermanente_1153                          |
|                                 Exe Time : 4 September 2018 18:02:09                                                  |
+-----------------------------------------------------------------------------------------------------------------------+
New Project


S T R E S S   R E S U L T S   F O R   G R O U P   N O.   3

WallElement_33                                                  :
ELEMENT TYPE    2 NO.OF ELEMENTS. IN THIS GROUP   48
C U R R E N T   T I M E   I S     6.0000

 WALL2D ELEMENT

   EL      TA          TB          MA          MB
-----------------------------------------------------
    1 -120.92      120.92    -1.61224E-11 -24.184
    2 -119.30      119.30      24.184     -48.045
    3 -113.91      113.91      48.045     -70.827
    4 -105.24      105.24      70.827     -91.876
    5 -96.687      96.687      91.876     -111.21
    6 -88.300      88.300      111.21     -128.87
    7 -80.120      80.120      128.87     -144.90
    8 -72.159      72.159      144.90     -159.33
    9 -64.421      64.421      159.33     -172.21
   10 -56.895      56.895      172.21     -183.59
   11 -49.567      49.567      183.59     -193.51
   12 -42.417      42.417      193.51     -201.99
   13 -35.424      35.424      201.99     -209.07
   14 -28.563      28.563      209.07     -214.79
   15 -21.809      21.809      214.79     -219.15
   16 -15.134      15.134      219.15     -222.18
   17 -8.5129      8.5129      222.18     -223.88
   18 -1.9180      1.9180      223.88     -224.26
   19  4.6772     -4.6772      224.26     -223.33
   20  11.299     -11.299      223.33     -221.07
   21  17.974     -17.974      221.07     -217.47
   22  24.726     -24.726      217.47     -212.53
   23  31.581     -31.581      212.53     -206.21
   24  38.561     -38.561      206.21     -198.50
   25  45.690     -45.690      198.50     -189.36
   26  51.083     -51.083      189.36     -179.14
   27  56.668     -56.668      179.14     -167.81
   28  62.172     -62.172      167.81     -155.37
   29  67.557     -67.557      155.37     -141.86
   30  68.230     -68.230      141.86     -128.22
   31  66.061     -66.061      128.22     -115.01
   32  63.479     -63.479      115.01     -102.31
   33  60.601     -60.601      102.31     -90.189
   34  57.480     -57.480      90.189     -78.693
   35  54.153     -54.153      78.693     -67.863
   36  50.642     -50.642      67.863     -57.734
   37  46.970     -46.970      57.734     -48.340
   38  43.151     -43.151      48.340     -39.710
   39  39.198     -39.198      39.710     -31.870
   40  35.123     -35.123      31.870     -24.846
   41  30.934     -30.934      24.846     -18.659
   42  26.639     -26.639      18.659     -13.331
   43  22.243     -22.243      13.331     -8.8825
   44  17.753     -17.753      8.8825     -5.3320
   45  13.171     -13.171      5.3320     -2.6979
   46  8.6772     -8.6772      2.6979    -0.96249
   47  4.2820     -4.2820     0.96249    -0.10610
   48  1.0609     -1.0609     0.10610     4.36988E-11
```

```
+-------------------------------------------------------------------------------------------------------------------------------+
|                   PARATIEPLUS(TM)   NLS ENGINE RELEASE  2018.0    FULL VERSION  *Build date:Nov 13, 2017*                    |
|                                                                                                                               |
|                          NewProject.BaseDesignSection_28.SLERaraFrequenteQuasiPermanente_1153                                 |
|                                   Exe Time : 4 September 2018 18:02:09                                                        |
+-------------------------------------------------------------------------------------------------------------------------------+
New Project


S T R E S S    R E S U L T S    F O R    G R O U P    N O.    4

Tieback_175                                                 :
ELEMENT TYPE    6 NO.OF ELEMENTS. IN THIS GROUP    1
C U R R E N T    T I M E    I S      6.0000

 POST-TENSION 2D-BOUNDARY ELEMENT

         EL    FORCE          d0          EDISPL     pl. eps          K     -ve limit   +ve limit
-------------------------------------------------------------------------------------------------------------
 ANCHOR    1   139.63     -1.22376E-03 -5.53950E-04   0.0000       1689.0       0.0000       0.0000     ELASTIC  ORIGINAL
YOUNG MODULUS
```

```
+-------------------------------------------------------------------------------------------------------------------------+
|                   PARATIEPLUS(TM)   NLS ENGINE RELEASE  2018.0    FULL VERSION  *Build date:Nov 13, 2017*               |
|                                                                                                                         |
|                          NewProject.BaseDesignSection_28.SLERaraFrequenteQuasiPermanente_1153                           |
|                                   Exe Time : 4 September 2018 18:02:09                                                  |
+-------------------------------------------------------------------------------------------------------------------------+


     F I N A L    I N C R E M E N T A L    A N A L Y S I S

                    S U M M A R Y

     STEP                                  NO. OF ITERATIONS

        1           CONVERGENCE :YES                      2
        2           CONVERGENCE :YES                      3
        3           CONVERGENCE :YES                      5
        4           CONVERGENCE :YES                      4
        5           CONVERGENCE :YES                      2
        6           CONVERGENCE :YES                      2


 END OF PROCESS FOR PROBLEM
New Project
NONLINEAR SOLUTION CPU TIME ....    0.10 [sec]
DATABASE  CREATION CPU TIME.....    0.32 [sec]
```

Design Assumption : A1+M1+R1 - File di Paratie - File di input (.d)

```
* PARATIE ANALYSIS FOR DESIGN SECTION:Base Design Section USING ASSUMPTION: A1+M1+R1
 * Time:martedì 4 settembre 2018 18:02:09
 * 1: Defining general settings
 UNIT  m kN
 TITLE New Project
 DELTA 0.2
 option param itemax 40
 option control hinges 0 0.0001 0.001

 * 2: Defining wall(s)
 WALL LeftWall_32 0 -9.5 0 1

 * 3: Defining surfaces for wall(s)
 SOIL 0_L LeftWall_32 -9.5 0 1 0
 SOIL 0_R LeftWall_32 -9.5 0 2 180

 * 4: Defining soil layers
 *
 * Soil Profile (Rilevato_2_8_L_0)
 *
 LDATA Rilevato_2_8_L_0 3 LeftWall_32
 ATREST 0.5 0.5 1
 WEIGHT 19 10 10
 PERMEABILITY 0.0001
 RESISTANCE 0 38 0 0 0
 YOUNG 1.5E+04 4.5E+04
 ENDL
 *
 * Soil Profile (DI1_164_167_L_0)
 *
 LDATA DI1_164_167_L_0 0 LeftWall_32
 ATREST 0.5 0.5 1
 WEIGHT 16 6 10
 PERMEABILITY 1E-05
 RESISTANCE 0 30 0 0 0
 YOUNG 3E+04 4.8E+04
 ENDL
 *
 * Soil Profile (DI2_165_168_L_0)
 *
 LDATA DI2_165_168_L_0 -5 LeftWall_32
 ATREST 0.5 0.5 1
 WEIGHT 16 6 10
 PERMEABILITY 1E-05
 RESISTANCE 1 33 0 0 0
 YOUNG 6.8E+04 1.088E+05
 ENDL

 * 5: Defining structural materials
 * Steel material: 108 Name=Fe360 E=206000200 kPa
 MATERIAL Fe360_108 2.06E+08
 * Concrete material: 104 Name=C25/30 E=31475800 kPa
 MATERIAL C2530_104 3.148E+07
 * Rebar material: 124 Name=acciaio armonico E=200100000 kPa
 MATERIAL acciaioarmonico_124 2.001E+08
 * Concrete material: 103 Name=C20/25 E=29962000 kPa
 MATERIAL C2025_103 2.996E+07

 * 6: Defining structural elements
 * 6.1: Beams and combined Wall Elements
 BEAM WallElement_33 LeftWall_32 -9.5 0 C2530_104 0.9794 00 00 0


 * 6.2: Supports
 WIRE Tieback_175 LeftWall_32 0 acciaioarmonico_124 8.441E-06 138.5 30 0 0
```

```
* 6.3: Strips
STRIP LeftWall_32 1 6 1 3.5 0 23.08 45
STRIP LeftWall_32 1 6 11 19 2.7 23.08 45

* 7: Defining Steps
STEP Stage1_31
CHANGE Rilevato_2_8_L_0 U-FRICT=38 LeftWall_32
CHANGE Rilevato_2_8_L_0 D-FRICT=38 LeftWall_32
CHANGE Rilevato_2_8_L_0 U-KA=0.238 LeftWall_32
CHANGE Rilevato_2_8_L_0 U-KP=7.232 LeftWall_32
CHANGE Rilevato_2_8_L_0 D-KA=0.238 LeftWall_32
CHANGE Rilevato_2_8_L_0 D-KP=7.232 LeftWall_32
CHANGE DI1_164_167_L_0 U-FRICT=30 LeftWall_32
CHANGE DI1_164_167_L_0 D-FRICT=30 LeftWall_32
CHANGE DI1_164_167_L_0 U-KA=0.333 LeftWall_32
CHANGE DI1_164_167_L_0 U-KP=5.548 LeftWall_32
CHANGE DI1_164_167_L_0 D-KA=0.333 LeftWall_32
CHANGE DI1_164_167_L_0 D-KP=4.288 LeftWall_32
CHANGE DI2_165_168_L_0 U-FRICT=33 LeftWall_32
CHANGE DI2_165_168_L_0 D-FRICT=33 LeftWall_32
CHANGE DI2_165_168_L_0 U-KA=0.295 LeftWall_32
CHANGE DI2_165_168_L_0 U-KP=6.648 LeftWall_32
CHANGE DI2_165_168_L_0 D-KA=0.295 LeftWall_32
CHANGE DI2_165_168_L_0 D-KP=5.16 LeftWall_32
CHANGE Rilevato_2_8_L_0 U-COHE=0 LeftWall_32
CHANGE Rilevato_2_8_L_0 U-ADHES=0 LeftWall_32
CHANGE Rilevato_2_8_L_0 D-COHE=0 LeftWall_32
CHANGE Rilevato_2_8_L_0 D-ADHES=0 LeftWall_32
CHANGE DI1_164_167_L_0 U-COHE=0 LeftWall_32
CHANGE DI1_164_167_L_0 U-ADHES=0 LeftWall_32
CHANGE DI1_164_167_L_0 D-COHE=0 LeftWall_32
CHANGE DI1_164_167_L_0 D-ADHES=0 LeftWall_32
CHANGE DI2_165_168_L_0 U-COHE=1 LeftWall_32
CHANGE DI2_165_168_L_0 U-ADHES=0 LeftWall_32
CHANGE DI2_165_168_L_0 D-COHE=1 LeftWall_32
CHANGE DI2_165_168_L_0 D-ADHES=0 LeftWall_32
SETWALL LeftWall_32
GEOM 0 0
WATER -18 0 -9.5 0 0
ADD WallElement_33
ENDSTEP

STEP Stage2_183
SETWALL LeftWall_32
GEOM 0 -1
WATER -18 0 -9.5 0 0
ENDSTEP

STEP Stage3_283
SETWALL LeftWall_32
GEOM 0 -1
WATER -18 0 -9.5 0 0
ADD Tieback_175
ENDSTEP

STEP Stage4_383
SETWALL LeftWall_32
GEOM 0 -5.6
WATER -18 0 -9.5 0 0
ENDSTEP

STEP Stage5_744
SETWALL LeftWall_32
GEOM 0 -5.1
WATER -18 0 -9.5 0 0
ENDSTEP

STEP Stage6_2841
SETWALL LeftWall_32
GEOM 0 -5.1
WATER -18 0 -9.5 0 0
```

```
ENDSTEP
```

Design Assumption : A1+M1+R1 - File di Paratie - File di output (.out)

```
+-------------------------------------------------------------------------------------------------------------------------+
|                   PARATIEPLUS(TM)   NLS ENGINE RELEASE  2018.0    FULL VERSION  *Build date:Nov 13, 2017*               |
|                                                                                                                         |
|                                    NewProject.BaseDesignSection_28.A1M1R1_1183                                          |
|                                  Exe Time : 4 September 2018 18:02:09                                                   |
+-------------------------------------------------------------------------------------------------------------------------+

                  ***********************************************************
                  *                                                         *
                  *  PARATIE PLUS Non-Linear Spring Engine                  *
                  *                                                         *
                  *          AN ELASTOPLASTIC FINITE ELEMENT PROGRAM        *
                  *          FOR FLEXIBLE EARTH-RETAINING STRUCTURES        *
                  *                                                         *
                  *          Written by Ce.A.S. s.r.l. (ITALY)              *
                  *          with the scientific supervision of             *
                  *          Roberto Nova - full professor SOIL MECHANICS   *
                  *          at Politecnico di Milano (ITALY)               *
                  *                                                         *
                  ***********************************************************
                  *                                                         *
                  *  RELEASE   2018.0     *Build date:Nov 13, 2017*    *
                  *                                                       *
                  *                                                       *
                  *  Ce.A.S.     S.R.L   CENTRO DI ANALISI STRUTTURALE     *
                  *              VIALE   GIUSTINIANO 10                    *
                  *              20129   M I L A N O  (ITALIA)             *
                  *  TEL.        +39 02 2020221                            *
                  *                                                        *
                  *  email       bruno.becci@ceas.it                       *
                  *  Web Page    www.ceas.it     www.paratieplus.com       *
                  ***********************************************************



 JOB : NewProject.BaseDesignSection_28.A1M1R1_1183
 STARTING
ACCEPTED   <FILE,GENW                                                                >
ACCEPTED   <FILE,PLOTTER,BINARY                                                      >
ACCEPTED   <SOLVE TOTAL_STRESS                                                       >
ACCEPTED   <PARAM ITEMAX 40                                                          >
ACCEPTED   <CONTROL HINGES 0 0.0001 0.001                                            >


                  ***********************************************************
                  *                                                         *
                  *  WARNING : PORE PRESSURES ARE AUTOMATICALLY COMPUTED    *
                  *    BY THE PROGRAM.                                      *
                  ***********************************************************

PRELIMINARY OPERATIONS CPU TIME     0.01 [sec]
```

```
+-----------------------------------------------------------------------------------------------------------------------+
|                   PARATIEPLUS(TM)   NLS ENGINE RELEASE  2018.0    FULL VERSION  *Build date:Nov 13, 2017*             |
|                                                                                                                       |
|                                     NewProject.BaseDesignSection_28.A1M1R1_1183                                       |
|                                  Exe Time : 4 September 2018 18:02:09                                                 |
+-----------------------------------------------------------------------------------------------------------------------+


INPUT FILE HAS BEEN GENERATED BY WALGEN PROGRAM


New Project


NO. OF NODAL POINTS (NUMNP) ...................   49
NO. OF COORDINATES  (NCOORD)...................    2
NO. OF NODE DOFS    (NDOF).....................    2
NO. OF EQUATIONS    (NEQ)......................   98
NO. OF CONSTRAINTS CARDS (NVINC)...............    0
NO. OF ELEMENT GROUPS (NEG)....................    4
NO. OF SOLUTION STEPS (NSTE)...................    6
NO. OF ELEMENT SETS ATTACHED TO SLAVE NODES ...    0
NO. OF RECORD FROM WALGEN .....................   99
NO. OF LONG NAMES (LASTNAME) ..................   24
LENGTH UNIT CHOICE ............................    3 (M   )
FORCE  UNIT CHOICE ............................    3 (KN  )
MAX PORE PRESSURE TABLE LENGTH.................    1
NO. OF ELEMENT GROUPS REQUIRING ADD. SLIP DOF .    0


IDOFA (01) =  2  Y-DISPL.F
IDOFA (02) =  4   X-ROT. F

 RELEVANT ITEMS UNITS

 STRESSES                  kPa
 Y-DISPLACEMENTS           m
 ROTATIONS                 RADIANS
 BEAM AND SLAB MOMENTS     kN*m/m
 BEAM SHEAR FORCES         kN/m
 ANCHOR FORCES             kN/m
 AXIAL FORCES IN TRUSSES   kN/m
 AXIAL FORCES SPRINGS      kN/m
 Y-REACTIONS               kN/m
 X-MOMENT REACTIONS        kN*m/m
 ETC.
```

```
+-----------------------------------------------------------------------------------------------------------------------+
|                  PARATIEPLUS(TM)   NLS ENGINE RELEASE  2018.0    FULL VERSION  *Build date:Nov 13, 2017*             |
|                                                                                                                       |
|                                    NewProject.BaseDesignSection_28.A1M1R1_1183                                        |
|                                  Exe Time : 4 September 2018 18:02:09                                                 |
+-----------------------------------------------------------------------------------------------------------------------+
                  P R E P R O C E S S O R    D A T A

                  N O.  O F   C O M M A N D S     99

   1 : UNIT  m kN
   2 : TITLE New Project
   3 : DELTA 0.2
   4 : option param itemax 40
   5 : option control hinges 0 0.0001 0.001
   6 : WALL LeftWall_32 0 -9.5 0 1
   7 : SOIL 0_L LeftWall_32 -9.5 0 1 0
   8 : SOIL 0_R LeftWall_32 -9.5 0 2 180
   9 : LDATA Rilevato_2_8_L_0 3 LeftWall_32
  10 : ATREST 0.5 0.5 1
  11 : WEIGHT 19 10 10
  12 : PERMEABILITY 0.0001
  13 : RESISTANCE 0 38 0 0 0
  14 : YOUNG 1.5E+04 4.5E+04
  15 : ENDL
  16 : LDATA DI1_164_167_L_0 0 LeftWall_32
  17 : ATREST 0.5 0.5 1
  18 : WEIGHT 16 6 10
  19 : PERMEABILITY 1E-05
  20 : RESISTANCE 0 30 0 0 0
  21 : YOUNG 3E+04 4.8E+04
  22 : ENDL
  23 : LDATA DI2_165_168_L_0 -5 LeftWall_32
  24 : ATREST 0.5 0.5 1
  25 : WEIGHT 16 6 10
  26 : PERMEABILITY 1E-05
  27 : RESISTANCE 1 33 0 0 0
  28 : YOUNG 6.8E+04 1.088E+05
  29 : ENDL
  30 : MATERIAL Fe360_108 2.06E+08
  31 : MATERIAL C2530_104 3.148E+07
  32 : MATERIAL acciaioarmonico_124 2.001E+08
  33 : MATERIAL C2025_103 2.996E+07
  34 : BEAM WallElement_33 LeftWall_32 -9.5 0 C2530_104 0.9794 00 00 0
  35 : WIRE Tieback_175 LeftWall_32 0 acciaioarmonico_124 8.441E-06 138.5 30 0 0
  36 : STRIP LeftWall_32 1 6 1 3.5 0 23.08 45
  37 : STRIP LeftWall_32 1 6 11 19 2.7 23.08 45
  38 : STEP Stage1_31
  39 : CHANGE Rilevato_2_8_L_0 U-FRICT=38 LeftWall_32
  40 : CHANGE Rilevato_2_8_L_0 D-FRICT=38 LeftWall_32
  41 : CHANGE Rilevato_2_8_L_0 U-KA=0.238 LeftWall_32
  42 : CHANGE Rilevato_2_8_L_0 U-KP=7.232 LeftWall_32
  43 : CHANGE Rilevato_2_8_L_0 D-KA=0.238 LeftWall_32
  44 : CHANGE Rilevato_2_8_L_0 D-KP=7.232 LeftWall_32
  45 : CHANGE DI1_164_167_L_0 U-FRICT=30 LeftWall_32
  46 : CHANGE DI1_164_167_L_0 D-FRICT=30 LeftWall_32
  47 : CHANGE DI1_164_167_L_0 U-KA=0.333 LeftWall_32
  48 : CHANGE DI1_164_167_L_0 U-KP=5.548 LeftWall_32
  49 : CHANGE DI1_164_167_L_0 D-KA=0.333 LeftWall_32
  50 : CHANGE DI1_164_167_L_0 D-KP=4.288 LeftWall_32
  51 : CHANGE DI2_165_168_L_0 U-FRICT=33 LeftWall_32
  52 : CHANGE DI2_165_168_L_0 D-FRICT=33 LeftWall_32
  53 : CHANGE DI2_165_168_L_0 U-KA=0.295 LeftWall_32
  54 : CHANGE DI2_165_168_L_0 U-KP=6.648 LeftWall_32
  55 : CHANGE DI2_165_168_L_0 D-KA=0.295 LeftWall_32
  56 : CHANGE DI2_165_168_L_0 D-KP=5.16 LeftWall_32
  57 : CHANGE Rilevato_2_8_L_0 U-COHE=0 LeftWall_32
  58 : CHANGE Rilevato_2_8_L_0 U-ADHES=0 LeftWall_32
  59 : CHANGE Rilevato_2_8_L_0 D-COHE=0 LeftWall_32
  60 : CHANGE Rilevato_2_8_L_0 D-ADHES=0 LeftWall_32
  61 : CHANGE DI1_164_167_L_0 U-COHE=0 LeftWall_32
```

```
62 : CHANGE DI1_164_167_L_0 U-ADHES=0 LeftWall_32
63 : CHANGE DI1_164_167_L_0 D-COHE=0 LeftWall_32
64 : CHANGE DI1_164_167_L_0 D-ADHES=0 LeftWall_32
65 : CHANGE DI2_165_168_L_0 U-COHE=1 LeftWall_32
66 : CHANGE DI2_165_168_L_0 U-ADHES=0 LeftWall_32
67 : CHANGE DI2_165_168_L_0 D-COHE=1 LeftWall_32
68 : CHANGE DI2_165_168_L_0 D-ADHES=0 LeftWall_32
69 : SETWALL LeftWall_32
70 : GEOM 0 0
71 : WATER -18 0 -9.5 0 0
72 : ADD WallElement_33
73 : ENDSTEP
74 : STEP Stage2_183
75 : SETWALL LeftWall_32
76 : GEOM 0 -1
77 : WATER -18 0 -9.5 0 0
78 : ENDSTEP
79 : STEP Stage3_283
80 : SETWALL LeftWall_32
81 : GEOM 0 -1
82 : WATER -18 0 -9.5 0 0
83 : ADD Tieback_175
84 : ENDSTEP
85 : STEP Stage4_383
86 : SETWALL LeftWall_32
87 : GEOM 0 -5.6
88 : WATER -18 0 -9.5 0 0
89 : ENDSTEP
90 : STEP Stage5_744
91 : SETWALL LeftWall_32
92 : GEOM 0 -5.1
93 : WATER -18 0 -9.5 0 0
94 : ENDSTEP
95 : STEP Stage6_2841
96 : SETWALL LeftWall_32
97 : GEOM 0 -5.1
98 : WATER -18 0 -9.5 0 0
99 : ENDSTEP
```

```
+-----------------------------------------------------------------------------------------------------------------------+
|                  PARATIEPLUS(TM)   NLS ENGINE RELEASE  2018.0    FULL VERSION  *Build date:Nov 13, 2017*              |
|                                                                                                                       |
|                                    NewProject.BaseDesignSection_28.A1M1R1_1183                                        |
|                                 Exe Time : 4 September 2018 18:02:09                                                  |
+-----------------------------------------------------------------------------------------------------------------------+
N O D A L   P O I N T   D A T A
--------------------------------

NODE     Y-COORD     Z-COORD / NODE     Y-COORD     Z-COORD / NODE     Y-COORD     Z-COORD / NODE     Y-COORD     Z-COORD /

   1  0.0000      0.0000     /    2  0.0000    -0.20000     /    3  0.0000    -0.40000     /    4  0.0000    -0.60000     /
   5  0.0000    -0.80000     /    6  0.0000     -1.0000     /    7  0.0000     -1.2000     /    8  0.0000     -1.4000     /
   9  0.0000     -1.6000     /   10  0.0000     -1.8000     /   11  0.0000     -2.0000     /   12  0.0000     -2.2000     /
  13  0.0000     -2.4000     /   14  0.0000     -2.6000     /   15  0.0000     -2.8000     /   16  0.0000     -3.0000     /
  17  0.0000     -3.2000     /   18  0.0000     -3.4000     /   19  0.0000     -3.6000     /   20  0.0000     -3.8000     /
  21  0.0000     -4.0000     /   22  0.0000     -4.2000     /   23  0.0000     -4.4000     /   24  0.0000     -4.6000     /
  25  0.0000     -4.8000     /   26  0.0000     -5.0000     /   27  0.0000     -5.2000     /   28  0.0000     -5.4000     /
  29  0.0000     -5.6000     /   30  0.0000     -5.8000     /   31  0.0000     -6.0000     /   32  0.0000     -6.2000     /
  33  0.0000     -6.4000     /   34  0.0000     -6.6000     /   35  0.0000     -6.8000     /   36  0.0000     -7.0000     /
  37  0.0000     -7.2000     /   38  0.0000     -7.4000     /   39  0.0000     -7.6000     /   40  0.0000     -7.8000     /
  41  0.0000     -8.0000     /   42  0.0000     -8.2000     /   43  0.0000     -8.4000     /   44  0.0000     -8.6000     /
  45  0.0000     -8.8000     /   46  0.0000     -9.0000     /   47  0.0000     -9.2000     /   48  0.0000     -9.4000     /
  49  0.0000     -9.5000     /
```

```
+-----------------------------------------------------------------------------------------------------------------------+
|                   PARATIEPLUS(TM)   NLS ENGINE RELEASE  2018.0    FULL VERSION  *Build date:Nov 13, 2017*              |
|                                                                                                                       |
|                                      NewProject.BaseDesignSection_28.A1M1R1_1183                                      |
|                                  Exe Time : 4 September 2018 18:02:09                                                 |
+-----------------------------------------------------------------------------------------------------------------------+
 ELEMENT GROUP NO.  1

0_L                                                                :
   5  49   0   1   0   0   0   0   0   0   0   0   0   0   0   3   0   0   0   0
....................................
..........2D PLASTIC SOIL ..........
....................................

element group behaviour throughout stage analysis

stage   status
-------------------
    1   active
    2   active
    3   active
    4   active
    5   active
    6   active

 material set no.    1

 prop( 1) angle              0.00000
 prop( 2) layer as foreseen  1.00000


 material set no.    2

 prop( 1) angle              0.00000
 prop( 2) layer as foreseen  2.00000


 material set no.    3

 prop( 1) angle              0.00000
 prop( 2) layer as foreseen  3.00000


 element data

   el    n  mat      area     .....     .....     .....      flag
-----------------------------------------------------------------

    1    1    2   0.1000     0.000     0.000     0.000     1.000
    2    2    2   0.2000     0.000     0.000     0.000     1.000
    3    3    2   0.2000     0.000     0.000     0.000     1.000
    4    4    2   0.2000     0.000     0.000     0.000     1.000
    5    5    2   0.2000     0.000     0.000     0.000     1.000
    6    6    2   0.2000     0.000     0.000     0.000     1.000
    7    7    2   0.2000     0.000     0.000     0.000     1.000
    8    8    2   0.2000     0.000     0.000     0.000     1.000
    9    9    2   0.2000     0.000     0.000     0.000     1.000
   10   10    2   0.2000     0.000     0.000     0.000     1.000
   11   11    2   0.2000     0.000     0.000     0.000     1.000
   12   12    2   0.2000     0.000     0.000     0.000     1.000
   13   13    2   0.2000     0.000     0.000     0.000     1.000
   14   14    2   0.2000     0.000     0.000     0.000     1.000
   15   15    2   0.2000     0.000     0.000     0.000     1.000
   16   16    2   0.2000     0.000     0.000     0.000     1.000
   17   17    2   0.2000     0.000     0.000     0.000     1.000
   18   18    2   0.2000     0.000     0.000     0.000     1.000
   19   19    2   0.2000     0.000     0.000     0.000     1.000
   20   20    2   0.2000     0.000     0.000     0.000     1.000
   21   21    2   0.2000     0.000     0.000     0.000     1.000
   22   22    2   0.2000     0.000     0.000     0.000     1.000
   23   23    2   0.2000     0.000     0.000     0.000     1.000
```

24	24	2	0.2000	0.000	0.000	0.000	1.000
25	25	2	0.2000	0.000	0.000	0.000	1.000
26	26	2	0.2000	0.000	0.000	0.000	1.000
27	27	3	0.2000	0.000	0.000	0.000	1.000
28	28	3	0.2000	0.000	0.000	0.000	1.000
29	29	3	0.2000	0.000	0.000	0.000	1.000
30	30	3	0.2000	0.000	0.000	0.000	1.000
31	31	3	0.2000	0.000	0.000	0.000	1.000
32	32	3	0.2000	0.000	0.000	0.000	1.000
33	33	3	0.2000	0.000	0.000	0.000	1.000
34	34	3	0.2000	0.000	0.000	0.000	1.000
35	35	3	0.2000	0.000	0.000	0.000	1.000
36	36	3	0.2000	0.000	0.000	0.000	1.000
37	37	3	0.2000	0.000	0.000	0.000	1.000
38	38	3	0.2000	0.000	0.000	0.000	1.000
39	39	3	0.2000	0.000	0.000	0.000	1.000
40	40	3	0.2000	0.000	0.000	0.000	1.000
41	41	3	0.2000	0.000	0.000	0.000	1.000
42	42	3	0.2000	0.000	0.000	0.000	1.000
43	43	3	0.2000	0.000	0.000	0.000	1.000
44	44	3	0.2000	0.000	0.000	0.000	1.000
45	45	3	0.2000	0.000	0.000	0.000	1.000
46	46	3	0.2000	0.000	0.000	0.000	1.000
47	47	3	0.2000	0.000	0.000	0.000	1.000
48	48	3	0.1500	0.000	0.000	0.000	1.000
49	49	3	0.5000E-01	0.000	0.000	0.000	1.000

```
+-------------------------------------------------------------------------------------------------------------------------+
|                   PARATIEPLUS(TM)   NLS ENGINE RELEASE  2018.0    FULL VERSION  *Build date:Nov 13, 2017*               |
|                                                                                                                         |
|                                     NewProject.BaseDesignSection_28.A1M1R1_1183                                         |
|                                  Exe Time : 4 September 2018 18:02:09                                                   |
+-------------------------------------------------------------------------------------------------------------------------+
 ELEMENT GROUP NO.  2

0_R                                                          :
   5  49   0   1   0   0   0   0   0   0   0   0   0   0   0   3   0   0   0   0
.....................................
.........2D PLASTIC SOIL ..........
.....................................

element group behaviour throughout stage analysis

stage   status
------------------
    1   active
    2   active
    3   active
    4   active
    5   active
    6   active

 material set no.    1

 prop( 1) angle              180.000
 prop( 2) layer as foreseen  1.00000


 material set no.    2

 prop( 1) angle              180.000
 prop( 2) layer as foreseen  2.00000


 material set no.    3

 prop( 1) angle              180.000
 prop( 2) layer as foreseen  3.00000


 element data

   el    n  mat      area      .....     .....     .....      flag
-------------------------------------------------------------------

    1    1    2   0.1000     0.000     0.000     0.000     2.000
    2    2    2   0.2000     0.000     0.000     0.000     2.000
    3    3    2   0.2000     0.000     0.000     0.000     2.000
    4    4    2   0.2000     0.000     0.000     0.000     2.000
    5    5    2   0.2000     0.000     0.000     0.000     2.000
    6    6    2   0.2000     0.000     0.000     0.000     2.000
    7    7    2   0.2000     0.000     0.000     0.000     2.000
    8    8    2   0.2000     0.000     0.000     0.000     2.000
    9    9    2   0.2000     0.000     0.000     0.000     2.000
   10   10    2   0.2000     0.000     0.000     0.000     2.000
   11   11    2   0.2000     0.000     0.000     0.000     2.000
   12   12    2   0.2000     0.000     0.000     0.000     2.000
   13   13    2   0.2000     0.000     0.000     0.000     2.000
   14   14    2   0.2000     0.000     0.000     0.000     2.000
   15   15    2   0.2000     0.000     0.000     0.000     2.000
   16   16    2   0.2000     0.000     0.000     0.000     2.000
   17   17    2   0.2000     0.000     0.000     0.000     2.000
   18   18    2   0.2000     0.000     0.000     0.000     2.000
   19   19    2   0.2000     0.000     0.000     0.000     2.000
   20   20    2   0.2000     0.000     0.000     0.000     2.000
   21   21    2   0.2000     0.000     0.000     0.000     2.000
   22   22    2   0.2000     0.000     0.000     0.000     2.000
   23   23    2   0.2000     0.000     0.000     0.000     2.000
```

24	24	2	0.2000	0.000	0.000	0.000	2.000
25	25	2	0.2000	0.000	0.000	0.000	2.000
26	26	2	0.2000	0.000	0.000	0.000	2.000
27	27	3	0.2000	0.000	0.000	0.000	2.000
28	28	3	0.2000	0.000	0.000	0.000	2.000
29	29	3	0.2000	0.000	0.000	0.000	2.000
30	30	3	0.2000	0.000	0.000	0.000	2.000
31	31	3	0.2000	0.000	0.000	0.000	2.000
32	32	3	0.2000	0.000	0.000	0.000	2.000
33	33	3	0.2000	0.000	0.000	0.000	2.000
34	34	3	0.2000	0.000	0.000	0.000	2.000
35	35	3	0.2000	0.000	0.000	0.000	2.000
36	36	3	0.2000	0.000	0.000	0.000	2.000
37	37	3	0.2000	0.000	0.000	0.000	2.000
38	38	3	0.2000	0.000	0.000	0.000	2.000
39	39	3	0.2000	0.000	0.000	0.000	2.000
40	40	3	0.2000	0.000	0.000	0.000	2.000
41	41	3	0.2000	0.000	0.000	0.000	2.000
42	42	3	0.2000	0.000	0.000	0.000	2.000
43	43	3	0.2000	0.000	0.000	0.000	2.000
44	44	3	0.2000	0.000	0.000	0.000	2.000
45	45	3	0.2000	0.000	0.000	0.000	2.000
46	46	3	0.2000	0.000	0.000	0.000	2.000
47	47	3	0.2000	0.000	0.000	0.000	2.000
48	48	3	0.1500	0.000	0.000	0.000	2.000
49	49	3	0.5000E-01	0.000	0.000	0.000	2.000

```
+-------------------------------------------------------------------------------------------------------------------------------+
|                   PARATIEPLUS(TM)   NLS ENGINE RELEASE  2018.0    FULL VERSION  *Build date:Nov 13, 2017*                    |
|                                                                                                                               |
|                                     NewProject.BaseDesignSection_28.A1M1R1_1183                                               |
|                                  Exe Time : 4 September 2018 18:02:09                                                         |
+-------------------------------------------------------------------------------------------------------------------------------+
 ELEMENT GROUP NO.  3

WallElement_33                                                :
   2  48   0   1   0   0   0   0   0   0   0   0   0   0   0   1   0   0   1   0
.....................................
.........2D WALL ELEMENT...........
.....................................

element group behaviour throughout stage analysis

stage   status
------------------
    1   active
    2   active
    3   active
    4   active
    5   active
    6   active

 material set no.    1

 prop( 1) young modulus      0.314800E+08
 prop( 2) modification  time  0.00000
 prop( 3) new young modulus   0.00000
 prop( 4) poisson ratio       0.00000
 prop( 5) future ............0.294300E-43

 no. of step variable items:     1
 step  inertia multipier
--------------------------
    1   1.000
    2   1.000
    3   1.000
    4   1.000
    5   1.000
    6   1.000

 element data

   el   na   nb  mat      erc1      erc2     thick      by-i      by-j
-------------------------------------------------------------

    1    1    2    1    0.000     0.000    0.9794     0.000     0.000
    2    2    3    1    0.000     0.000    0.9794     0.000     0.000
    3    3    4    1    0.000     0.000    0.9794     0.000     0.000
    4    4    5    1    0.000     0.000    0.9794     0.000     0.000
    5    5    6    1    0.000     0.000    0.9794     0.000     0.000
    6    6    7    1    0.000     0.000    0.9794     0.000     0.000
    7    7    8    1    0.000     0.000    0.9794     0.000     0.000
    8    8    9    1    0.000     0.000    0.9794     0.000     0.000
    9    9   10    1    0.000     0.000    0.9794     0.000     0.000
   10   10   11    1    0.000     0.000    0.9794     0.000     0.000
   11   11   12    1    0.000     0.000    0.9794     0.000     0.000
   12   12   13    1    0.000     0.000    0.9794     0.000     0.000
   13   13   14    1    0.000     0.000    0.9794     0.000     0.000
   14   14   15    1    0.000     0.000    0.9794     0.000     0.000
   15   15   16    1    0.000     0.000    0.9794     0.000     0.000
   16   16   17    1    0.000     0.000    0.9794     0.000     0.000
   17   17   18    1    0.000     0.000    0.9794     0.000     0.000
   18   18   19    1    0.000     0.000    0.9794     0.000     0.000
   19   19   20    1    0.000     0.000    0.9794     0.000     0.000
   20   20   21    1    0.000     0.000    0.9794     0.000     0.000
   21   21   22    1    0.000     0.000    0.9794     0.000     0.000
   22   22   23    1    0.000     0.000    0.9794     0.000     0.000
   23   23   24    1    0.000     0.000    0.9794     0.000     0.000
```

24	24	25	1	0.000	0.000	0.9794	0.000	0.000
25	25	26	1	0.000	0.000	0.9794	0.000	0.000
26	26	27	1	0.000	0.000	0.9794	0.000	0.000
27	27	28	1	0.000	0.000	0.9794	0.000	0.000
28	28	29	1	0.000	0.000	0.9794	0.000	0.000
29	29	30	1	0.000	0.000	0.9794	0.000	0.000
30	30	31	1	0.000	0.000	0.9794	0.000	0.000
31	31	32	1	0.000	0.000	0.9794	0.000	0.000
32	32	33	1	0.000	0.000	0.9794	0.000	0.000
33	33	34	1	0.000	0.000	0.9794	0.000	0.000
34	34	35	1	0.000	0.000	0.9794	0.000	0.000
35	35	36	1	0.000	0.000	0.9794	0.000	0.000
36	36	37	1	0.000	0.000	0.9794	0.000	0.000
37	37	38	1	0.000	0.000	0.9794	0.000	0.000
38	38	39	1	0.000	0.000	0.9794	0.000	0.000
39	39	40	1	0.000	0.000	0.9794	0.000	0.000
40	40	41	1	0.000	0.000	0.9794	0.000	0.000
41	41	42	1	0.000	0.000	0.9794	0.000	0.000
42	42	43	1	0.000	0.000	0.9794	0.000	0.000
43	43	44	1	0.000	0.000	0.9794	0.000	0.000
44	44	45	1	0.000	0.000	0.9794	0.000	0.000
45	45	46	1	0.000	0.000	0.9794	0.000	0.000
46	46	47	1	0.000	0.000	0.9794	0.000	0.000
47	47	48	1	0.000	0.000	0.9794	0.000	0.000
48	48	49	1	0.000	0.000	0.9794	0.000	0.000

```
+-------------------------------------------------------------------------------------------------------------------------+
|                   PARATIEPLUS(TM)   NLS ENGINE RELEASE  2018.0    FULL VERSION  *Build date:Nov 13, 2017*              |
|                                                                                                                         |
|                                    NewProject.BaseDesignSection_28.A1M1R1_1183                                          |
|                                  Exe Time : 4 September 2018 18:02:09                                                   |
+-------------------------------------------------------------------------------------------------------------------------+
 ELEMENT GROUP NO.  4

Tieback_175                                                :
   6   1   0   1   0   0   0   0   0   0   0   0   0   0   0   1   0   0   2   0
.....................................
.........2D POST-TENSION ANCHOR....
.....................................

element group behaviour throughout stage analysis

stage   status
------------------
    1  inactive
    2  inactive
    3   active
    4   active
    5   active
    6   active

 material set no.    1

 prop( 1) angle          30.0000
 prop( 2) young modulus 0.200100E+09
 prop( 3) modification  time  0.00000
 prop( 4) new young modulus   0.00000

 no. of step variable items:     2
 step   -ve lim     +ve lim
-----------------------------
    1   0.000       0.000
    2   0.000       0.000
    3   0.000       0.000
    4   0.000       0.000
    5   0.000       0.000
    6   0.000       0.000

 element data

   el    n  mat       a/l     pinit    yieldc    yieldt
-----------------------------------------------------------

    1    1    1   0.8441E-05 138.5     0.000     0.000
```

```
+-------------------------------------------------------------------------------------------------------------------------+
|                   PARATIEPLUS(TM)   NLS ENGINE RELEASE  2018.0    FULL VERSION  *Build date:Nov 13, 2017*              |
|                                                                                                                         |
|                                     NewProject.BaseDesignSection_28.A1M1R1_1183                                         |
|                                  Exe Time : 4 September 2018 18:02:09                                                   |
+-------------------------------------------------------------------------------------------------------------------------+


NO. OF NODAL LOADS  (NLOAD) ...................    0
NO. OF LOAD CURVES  (NLCUR) ...................   12
MAXIMUM POINTS/LCURVE (NPTM)...................    5
```

```
+-------------------------------------------------------------------------------------------------------------------------+
|                  PARATIEPLUS(TM)   NLS ENGINE RELEASE  2018.0    FULL VERSION  *Build date:Nov 13, 2017*              |
|                                                                                                                         |
|                                    NewProject.BaseDesignSection_28.A1M1R1_1183                                          |
|                                 Exe Time : 4 September 2018 18:02:09                                                    |
+-------------------------------------------------------------------------------------------------------------------------+
L O A D     D A T A


    LOAD FUNCTION NUMBER   =    1
    NUMBER OF TIME POINTS  =    5

    TIME VALUE      FUNCTION

       0.00000    0.0000E+00
       0.80000    0.0000E+00
       1.00000    0.1000E+01
       1.20000    0.0000E+00
       7.00000    0.0000E+00


    LOAD FUNCTION NUMBER   =    2
    NUMBER OF TIME POINTS  =    5

    TIME VALUE      FUNCTION

       0.00000    0.0000E+00
       1.80000    0.0000E+00
       2.00000    0.1000E+01
       2.20000    0.0000E+00
       7.00000    0.0000E+00


    LOAD FUNCTION NUMBER   =    3
    NUMBER OF TIME POINTS  =    5

    TIME VALUE      FUNCTION

       0.00000    0.0000E+00
       2.80000    0.0000E+00
       3.00000    0.1000E+01
       3.20000    0.0000E+00
       7.00000    0.0000E+00


    LOAD FUNCTION NUMBER   =    4
    NUMBER OF TIME POINTS  =    5

    TIME VALUE      FUNCTION

       0.00000    0.0000E+00
       3.80000    0.0000E+00
       4.00000    0.1000E+01
       4.20000    0.0000E+00
       7.00000    0.0000E+00


    LOAD FUNCTION NUMBER   =    5
    NUMBER OF TIME POINTS  =    5

    TIME VALUE      FUNCTION

       0.00000    0.0000E+00
       4.80000    0.0000E+00
       5.00000    0.1000E+01
       5.20000    0.0000E+00
```

```
   7.00000    0.0000E+00


LOAD FUNCTION NUMBER   =    6
NUMBER OF TIME POINTS  =    5

TIME VALUE      FUNCTION

   0.00000    0.0000E+00
   5.80000    0.0000E+00
   6.00000    0.1000E+01
   6.20000    0.0000E+00
   7.00000    0.0000E+00


LOAD FUNCTION NUMBER   =    7
NUMBER OF TIME POINTS  =    4

TIME VALUE      FUNCTION

   0.00000    0.0000E+00
   0.80000    0.0000E+00
   1.00000    0.1000E+01
   7.00000    0.1000E+01


LOAD FUNCTION NUMBER   =    8
NUMBER OF TIME POINTS  =    4

TIME VALUE      FUNCTION

   0.00000    0.0000E+00
   1.80000    0.0000E+00
   2.00000    0.1000E+01
   7.00000    0.1000E+01


LOAD FUNCTION NUMBER   =    9
NUMBER OF TIME POINTS  =    4

TIME VALUE      FUNCTION

   0.00000    0.0000E+00
   2.80000    0.0000E+00
   3.00000    0.1000E+01
   7.00000    0.1000E+01


LOAD FUNCTION NUMBER   =   10
NUMBER OF TIME POINTS  =    4

TIME VALUE      FUNCTION

   0.00000    0.0000E+00
   3.80000    0.0000E+00
   4.00000    0.1000E+01
   7.00000    0.1000E+01


LOAD FUNCTION NUMBER   =   11
NUMBER OF TIME POINTS  =    4

TIME VALUE      FUNCTION

   0.00000    0.0000E+00
   4.80000    0.0000E+00
   5.00000    0.1000E+01
   7.00000    0.1000E+01
```

```
     LOAD FUNCTION NUMBER   =   12
     NUMBER OF TIME POINTS  =    4

     TIME VALUE      FUNCTION

        0.00000    0.0000E+00
        5.80000    0.0000E+00
        6.00000    0.1000E+01
        7.00000    0.1000E+01


 NO. OF DISTRIBUTED LOAD CARDS     0
```

```
+-------------------------------------------------------------------------------------------------------------------------+
|                   PARATIEPLUS(TM)   NLS ENGINE RELEASE  2018.0    FULL VERSION  *Build date:Nov 13, 2017*              |
|                                                                                                                         |
|                                     NewProject.BaseDesignSection_28.A1M1R1_1183                                         |
|                                  Exe Time : 4 September 2018 18:02:09                                                   |
+-------------------------------------------------------------------------------------------------------------------------+
L O A D     B A L A N C E

STEP     1 TOTAL APPLIED LOAD IN DIR.  2  Y-DISPL.F       0.0000000
STEP     1 TOTAL APPLIED LOAD IN DIR.  4   X-ROT. F       0.0000000

STEP     2 TOTAL APPLIED LOAD IN DIR.  2  Y-DISPL.F       0.0000000
STEP     2 TOTAL APPLIED LOAD IN DIR.  4   X-ROT. F       0.0000000

STEP     3 TOTAL APPLIED LOAD IN DIR.  2  Y-DISPL.F       0.0000000
STEP     3 TOTAL APPLIED LOAD IN DIR.  4   X-ROT. F       0.0000000

STEP     4 TOTAL APPLIED LOAD IN DIR.  2  Y-DISPL.F       0.0000000
STEP     4 TOTAL APPLIED LOAD IN DIR.  4   X-ROT. F       0.0000000

STEP     5 TOTAL APPLIED LOAD IN DIR.  2  Y-DISPL.F       0.0000000
STEP     5 TOTAL APPLIED LOAD IN DIR.  4   X-ROT. F       0.0000000

STEP     6 TOTAL APPLIED LOAD IN DIR.  2  Y-DISPL.F       0.0000000
STEP     6 TOTAL APPLIED LOAD IN DIR.  4   X-ROT. F       0.0000000


                    LOAD INPUT SECTION COMPLETED
```

```
+-------------------------------------------------------------------------------------------------------------------------+
|                   PARATIEPLUS(TM)   NLS ENGINE RELEASE  2018.0    FULL VERSION  *Build date:Nov 13, 2017*              |
|                                                                                                                         |
|                                      NewProject.BaseDesignSection_28.A1M1R1_1183                                        |
|                                   Exe Time : 4 September 2018 18:02:09                                                  |
+-------------------------------------------------------------------------------------------------------------------------+


NO. OF LAYERS ..............................    3
NO. OF DATA PER LAYER.......................  100
```

```
+-------------------------------------------------------------------------------------------------------------------------+
|                   PARATIEPLUS(TM)   NLS ENGINE RELEASE  2018.0    FULL VERSION  *Build date:Nov 13, 2017*              |
|                                                                                                                         |
|                                     NewProject.BaseDesignSection_28.A1M1R1_1183                                         |
|                                  Exe Time : 4 September 2018 18:02:09                                                   |
+-------------------------------------------------------------------------------------------------------------------------+

LAYER DESCRIPTORS FOR STEP NO.    1


 NON ZERO LAYER DESCRIPTORS FOR LAYER NO.    1 FOR STEP NO.    1

ITEM NO.   1<NAME    >=  16.000     (BOTH WALLS)
ITEM NO.   2<NATURE  >=  1.0000     (BOTH WALLS)
ITEM NO.   3<LEVEL   >=  3.0000     (BOTH WALLS)
ITEM NO.   4<WALL    >=  1.0000     (BOTH WALLS)
ITEM NO.   5<GAMMAD  >=  19.000     (BOTH WALLS)
ITEM NO.   6<GAMMAB  >=  10.000     (BOTH WALLS)
ITEM NO.   7<GAMMAW  >=  10.000     (BOTH WALLS)
ITEM NO.   9<U-FRICT >=  38.000     (BOTH WALLS)
ITEM NO.  10<U-KA    >= 0.23800     WALL NO.        1
ITEM NO.  11<U-KP    >=  7.2320     WALL NO.        1
ITEM NO.  12<K0-NC   >= 0.50000     (BOTH WALLS)
ITEM NO.  13<NEXP    >= 0.50000     (BOTH WALLS)
ITEM NO.  14<OCR     >=  1.0000     (BOTH WALLS)
ITEM NO.  16<MODEL   >=  1.0000     (BOTH WALLS)
ITEM NO.  17<EVC     >=  15000.     (BOTH WALLS)
ITEM NO.  18<EUR     >=  45000.     (BOTH WALLS)
ITEM NO.  27<U-PERM  >= 0.10000E-03 (BOTH WALLS)
ITEM NO.  52<D-NATURE>=  1.0000     (BOTH WALLS)
ITEM NO.  53<D-LEVEL >=  0.0000     (BOTH WALLS)
ITEM NO.  59<D-FRICT >=  38.000     (BOTH WALLS)
ITEM NO.  60<D-KA    >= 0.23800     WALL NO.        1
ITEM NO.  61<D-KP    >=  7.2320     WALL NO.        1
ITEM NO.  77<D-PERM  >= 0.10000E-03 (BOTH WALLS)

 NON ZERO LAYER DESCRIPTORS FOR LAYER NO.    2 FOR STEP NO.    1

ITEM NO.   1<NAME    >=  17.000     (BOTH WALLS)
ITEM NO.   2<NATURE  >=  1.0000     (BOTH WALLS)
ITEM NO.   3<LEVEL   >=  0.0000     (BOTH WALLS)
ITEM NO.   4<WALL    >=  1.0000     (BOTH WALLS)
ITEM NO.   5<GAMMAD  >=  16.000     (BOTH WALLS)
ITEM NO.   6<GAMMAB  >=  6.0000     (BOTH WALLS)
ITEM NO.   7<GAMMAW  >=  10.000     (BOTH WALLS)
ITEM NO.   9<U-FRICT >=  30.000     (BOTH WALLS)
ITEM NO.  10<U-KA    >= 0.33300     WALL NO.        1
ITEM NO.  11<U-KP    >=  5.5480     WALL NO.        1
ITEM NO.  12<K0-NC   >= 0.50000     (BOTH WALLS)
ITEM NO.  13<NEXP    >= 0.50000     (BOTH WALLS)
ITEM NO.  14<OCR     >=  1.0000     (BOTH WALLS)
ITEM NO.  16<MODEL   >=  1.0000     (BOTH WALLS)
ITEM NO.  17<EVC     >=  30000.     (BOTH WALLS)
ITEM NO.  18<EUR     >=  48000.     (BOTH WALLS)
ITEM NO.  27<U-PERM  >= 0.10000E-04 (BOTH WALLS)
ITEM NO.  52<D-NATURE>=  1.0000     (BOTH WALLS)
ITEM NO.  53<D-LEVEL >=  0.0000     (BOTH WALLS)
ITEM NO.  59<D-FRICT >=  30.000     (BOTH WALLS)
ITEM NO.  60<D-KA    >= 0.33300     WALL NO.        1
ITEM NO.  61<D-KP    >=  4.2880     WALL NO.        1
ITEM NO.  77<D-PERM  >= 0.10000E-04 (BOTH WALLS)

 NON ZERO LAYER DESCRIPTORS FOR LAYER NO.    3 FOR STEP NO.    1

ITEM NO.   1<NAME    >=  18.000     (BOTH WALLS)
ITEM NO.   2<NATURE  >=  1.0000     (BOTH WALLS)
ITEM NO.   3<LEVEL   >= -5.0000     (BOTH WALLS)
ITEM NO.   4<WALL    >=  1.0000     (BOTH WALLS)
ITEM NO.   5<GAMMAD  >=  16.000     (BOTH WALLS)
ITEM NO.   6<GAMMAB  >=  6.0000     (BOTH WALLS)
ITEM NO.   7<GAMMAW  >=  10.000     (BOTH WALLS)
```

```
ITEM NO.   8<U-COHE  >=  1.0000     (BOTH WALLS)
ITEM NO.   9<U-FRICT >=  33.000     (BOTH WALLS)
ITEM NO.  10<U-KA    >= 0.29500     WALL NO.        1
ITEM NO.  11<U-KP    >=  6.6480     WALL NO.        1
ITEM NO.  12<K0-NC   >= 0.50000     (BOTH WALLS)
ITEM NO.  13<NEXP    >= 0.50000     (BOTH WALLS)
ITEM NO.  14<OCR     >=  1.0000     (BOTH WALLS)
ITEM NO.  16<MODEL   >=  1.0000     (BOTH WALLS)
ITEM NO.  17<EVC     >=  68000.     (BOTH WALLS)
ITEM NO.  18<EUR     >= 0.10880E+06 (BOTH WALLS)
ITEM NO.  27<U-PERM  >= 0.10000E-04 (BOTH WALLS)
ITEM NO.  52<D-NATURE>=  1.0000     (BOTH WALLS)
ITEM NO.  53<D-LEVEL >=  0.0000     (BOTH WALLS)
ITEM NO.  58<D-COHE  >=  1.0000     (BOTH WALLS)
ITEM NO.  59<D-FRICT >=  33.000     (BOTH WALLS)
ITEM NO.  60<D-KA    >= 0.29500     WALL NO.        1
ITEM NO.  61<D-KP    >=  5.1600     WALL NO.        1
ITEM NO.  77<D-PERM  >= 0.10000E-04 (BOTH WALLS)

LAYER DESCRIPTORS FOR STEP NO.    2


 NON ZERO LAYER DESCRIPTORS FOR LAYER NO.    1 FOR STEP NO.    2

ITEM NO.   1<NAME    >=  16.000     (BOTH WALLS)
ITEM NO.   2<NATURE  >=  1.0000     (BOTH WALLS)
ITEM NO.   3<LEVEL   >=  3.0000     (BOTH WALLS)
ITEM NO.   4<WALL    >=  1.0000     (BOTH WALLS)
ITEM NO.   5<GAMMAD  >=  19.000     (BOTH WALLS)
ITEM NO.   6<GAMMAB  >=  10.000     (BOTH WALLS)
ITEM NO.   7<GAMMAW  >=  10.000     (BOTH WALLS)
ITEM NO.   9<U-FRICT >=  38.000     (BOTH WALLS)
ITEM NO.  10<U-KA    >= 0.23800     WALL NO.        1
ITEM NO.  11<U-KP    >=  7.2320     WALL NO.        1
ITEM NO.  12<K0-NC   >= 0.50000     (BOTH WALLS)
ITEM NO.  13<NEXP    >= 0.50000     (BOTH WALLS)
ITEM NO.  14<OCR     >=  1.0000     (BOTH WALLS)
ITEM NO.  16<MODEL   >=  1.0000     (BOTH WALLS)
ITEM NO.  17<EVC     >=  15000.     (BOTH WALLS)
ITEM NO.  18<EUR     >=  45000.     (BOTH WALLS)
ITEM NO.  27<U-PERM  >= 0.10000E-03 (BOTH WALLS)
ITEM NO.  52<D-NATURE>=  1.0000     (BOTH WALLS)
ITEM NO.  53<D-LEVEL >=  0.0000     (BOTH WALLS)
ITEM NO.  59<D-FRICT >=  38.000     (BOTH WALLS)
ITEM NO.  60<D-KA    >= 0.23800     WALL NO.        1
ITEM NO.  61<D-KP    >=  7.2320     WALL NO.        1
ITEM NO.  77<D-PERM  >= 0.10000E-03 (BOTH WALLS)

 NON ZERO LAYER DESCRIPTORS FOR LAYER NO.    2 FOR STEP NO.    2

ITEM NO.   1<NAME    >=  17.000     (BOTH WALLS)
ITEM NO.   2<NATURE  >=  1.0000     (BOTH WALLS)
ITEM NO.   3<LEVEL   >=  0.0000     (BOTH WALLS)
ITEM NO.   4<WALL    >=  1.0000     (BOTH WALLS)
ITEM NO.   5<GAMMAD  >=  16.000     (BOTH WALLS)
ITEM NO.   6<GAMMAB  >=  6.0000     (BOTH WALLS)
ITEM NO.   7<GAMMAW  >=  10.000     (BOTH WALLS)
ITEM NO.   9<U-FRICT >=  30.000     (BOTH WALLS)
ITEM NO.  10<U-KA    >= 0.33300     WALL NO.        1
ITEM NO.  11<U-KP    >=  5.5480     WALL NO.        1
ITEM NO.  12<K0-NC   >= 0.50000     (BOTH WALLS)
ITEM NO.  13<NEXP    >= 0.50000     (BOTH WALLS)
ITEM NO.  14<OCR     >=  1.0000     (BOTH WALLS)
ITEM NO.  16<MODEL   >=  1.0000     (BOTH WALLS)
ITEM NO.  17<EVC     >=  30000.     (BOTH WALLS)
ITEM NO.  18<EUR     >=  48000.     (BOTH WALLS)
ITEM NO.  27<U-PERM  >= 0.10000E-04 (BOTH WALLS)
ITEM NO.  52<D-NATURE>=  1.0000     (BOTH WALLS)
ITEM NO.  53<D-LEVEL >=  0.0000     (BOTH WALLS)
ITEM NO.  59<D-FRICT >=  30.000     (BOTH WALLS)
ITEM NO.  60<D-KA    >= 0.33300     WALL NO.        1
ITEM NO.  61<D-KP    >=  4.2880     WALL NO.        1
ITEM NO.  77<D-PERM  >= 0.10000E-04 (BOTH WALLS)
```

```
 NON ZERO LAYER DESCRIPTORS FOR LAYER NO.    3 FOR STEP NO.    2

ITEM NO.   1<NAME    >=  18.000     (BOTH WALLS)
ITEM NO.   2<NATURE  >=  1.0000     (BOTH WALLS)
ITEM NO.   3<LEVEL   >= -5.0000     (BOTH WALLS)
ITEM NO.   4<WALL    >=  1.0000     (BOTH WALLS)
ITEM NO.   5<GAMMAD  >=  16.000     (BOTH WALLS)
ITEM NO.   6<GAMMAB  >=  6.0000     (BOTH WALLS)
ITEM NO.   7<GAMMAW  >=  10.000     (BOTH WALLS)
ITEM NO.   8<U-COHE  >=  1.0000     (BOTH WALLS)
ITEM NO.   9<U-FRICT >=  33.000     (BOTH WALLS)
ITEM NO.  10<U-KA    >= 0.29500     WALL NO.        1
ITEM NO.  11<U-KP    >=  6.6480     WALL NO.        1
ITEM NO.  12<K0-NC   >= 0.50000     (BOTH WALLS)
ITEM NO.  13<NEXP    >= 0.50000     (BOTH WALLS)
ITEM NO.  14<OCR     >=  1.0000     (BOTH WALLS)
ITEM NO.  16<MODEL   >=  1.0000     (BOTH WALLS)
ITEM NO.  17<EVC     >=  68000.     (BOTH WALLS)
ITEM NO.  18<EUR     >= 0.10880E+06 (BOTH WALLS)
ITEM NO.  27<U-PERM  >= 0.10000E-04 (BOTH WALLS)
ITEM NO.  52<D-NATURE>=  1.0000     (BOTH WALLS)
ITEM NO.  53<D-LEVEL >=  0.0000     (BOTH WALLS)
ITEM NO.  58<D-COHE  >=  1.0000     (BOTH WALLS)
ITEM NO.  59<D-FRICT >=  33.000     (BOTH WALLS)
ITEM NO.  60<D-KA    >= 0.29500     WALL NO.        1
ITEM NO.  61<D-KP    >=  5.1600     WALL NO.        1
ITEM NO.  77<D-PERM  >= 0.10000E-04 (BOTH WALLS)

LAYER DESCRIPTORS FOR STEP NO.    3


 NON ZERO LAYER DESCRIPTORS FOR LAYER NO.    1 FOR STEP NO.    3

ITEM NO.   1<NAME    >=  16.000     (BOTH WALLS)
ITEM NO.   2<NATURE  >=  1.0000     (BOTH WALLS)
ITEM NO.   3<LEVEL   >=  3.0000     (BOTH WALLS)
ITEM NO.   4<WALL    >=  1.0000     (BOTH WALLS)
ITEM NO.   5<GAMMAD  >=  19.000     (BOTH WALLS)
ITEM NO.   6<GAMMAB  >=  10.000     (BOTH WALLS)
ITEM NO.   7<GAMMAW  >=  10.000     (BOTH WALLS)
ITEM NO.   9<U-FRICT >=  38.000     (BOTH WALLS)
ITEM NO.  10<U-KA    >= 0.23800     WALL NO.        1
ITEM NO.  11<U-KP    >=  7.2320     WALL NO.        1
ITEM NO.  12<K0-NC   >= 0.50000     (BOTH WALLS)
ITEM NO.  13<NEXP    >= 0.50000     (BOTH WALLS)
ITEM NO.  14<OCR     >=  1.0000     (BOTH WALLS)
ITEM NO.  16<MODEL   >=  1.0000     (BOTH WALLS)
ITEM NO.  17<EVC     >=  15000.     (BOTH WALLS)
ITEM NO.  18<EUR     >=  45000.     (BOTH WALLS)
ITEM NO.  27<U-PERM  >= 0.10000E-03 (BOTH WALLS)
ITEM NO.  52<D-NATURE>=  1.0000     (BOTH WALLS)
ITEM NO.  53<D-LEVEL >=  0.0000     (BOTH WALLS)
ITEM NO.  59<D-FRICT >=  38.000     (BOTH WALLS)
ITEM NO.  60<D-KA    >= 0.23800     WALL NO.        1
ITEM NO.  61<D-KP    >=  7.2320     WALL NO.        1
ITEM NO.  77<D-PERM  >= 0.10000E-03 (BOTH WALLS)

 NON ZERO LAYER DESCRIPTORS FOR LAYER NO.    2 FOR STEP NO.    3

ITEM NO.   1<NAME    >=  17.000     (BOTH WALLS)
ITEM NO.   2<NATURE  >=  1.0000     (BOTH WALLS)
ITEM NO.   3<LEVEL   >=  0.0000     (BOTH WALLS)
ITEM NO.   4<WALL    >=  1.0000     (BOTH WALLS)
ITEM NO.   5<GAMMAD  >=  16.000     (BOTH WALLS)
ITEM NO.   6<GAMMAB  >=  6.0000     (BOTH WALLS)
ITEM NO.   7<GAMMAW  >=  10.000     (BOTH WALLS)
ITEM NO.   9<U-FRICT >=  30.000     (BOTH WALLS)
ITEM NO.  10<U-KA    >= 0.33300     WALL NO.        1
ITEM NO.  11<U-KP    >=  5.5480     WALL NO.        1
ITEM NO.  12<K0-NC   >= 0.50000     (BOTH WALLS)
ITEM NO.  13<NEXP    >= 0.50000     (BOTH WALLS)
ITEM NO.  14<OCR     >=  1.0000     (BOTH WALLS)
ITEM NO.  16<MODEL   >=  1.0000     (BOTH WALLS)
ITEM NO.  17<EVC     >=  30000.     (BOTH WALLS)
```

```
ITEM NO.  18<EUR     >=  48000.     (BOTH WALLS)
ITEM NO.  27<U-PERM  >= 0.10000E-04 (BOTH WALLS)
ITEM NO.  52<D-NATURE>=  1.0000     (BOTH WALLS)
ITEM NO.  53<D-LEVEL >=  0.0000     (BOTH WALLS)
ITEM NO.  59<D-FRICT >=  30.000     (BOTH WALLS)
ITEM NO.  60<D-KA    >= 0.33300     WALL NO.        1
ITEM NO.  61<D-KP    >=  4.2880     WALL NO.        1
ITEM NO.  77<D-PERM  >= 0.10000E-04 (BOTH WALLS)

 NON ZERO LAYER DESCRIPTORS FOR LAYER NO.    3 FOR STEP NO.    3

ITEM NO.   1<NAME    >=  18.000     (BOTH WALLS)
ITEM NO.   2<NATURE  >=  1.0000     (BOTH WALLS)
ITEM NO.   3<LEVEL   >= -5.0000     (BOTH WALLS)
ITEM NO.   4<WALL    >=  1.0000     (BOTH WALLS)
ITEM NO.   5<GAMMAD  >=  16.000     (BOTH WALLS)
ITEM NO.   6<GAMMAB  >=  6.0000     (BOTH WALLS)
ITEM NO.   7<GAMMAW  >=  10.000     (BOTH WALLS)
ITEM NO.   8<U-COHE  >=  1.0000     (BOTH WALLS)
ITEM NO.   9<U-FRICT >=  33.000     (BOTH WALLS)
ITEM NO.  10<U-KA    >= 0.29500     WALL NO.        1
ITEM NO.  11<U-KP    >=  6.6480     WALL NO.        1
ITEM NO.  12<K0-NC   >= 0.50000     (BOTH WALLS)
ITEM NO.  13<NEXP    >= 0.50000     (BOTH WALLS)
ITEM NO.  14<OCR     >=  1.0000     (BOTH WALLS)
ITEM NO.  16<MODEL   >=  1.0000     (BOTH WALLS)
ITEM NO.  17<EVC     >=  68000.     (BOTH WALLS)
ITEM NO.  18<EUR     >= 0.10880E+06 (BOTH WALLS)
ITEM NO.  27<U-PERM  >= 0.10000E-04 (BOTH WALLS)
ITEM NO.  52<D-NATURE>=  1.0000     (BOTH WALLS)
ITEM NO.  53<D-LEVEL >=  0.0000     (BOTH WALLS)
ITEM NO.  58<D-COHE  >=  1.0000     (BOTH WALLS)
ITEM NO.  59<D-FRICT >=  33.000     (BOTH WALLS)
ITEM NO.  60<D-KA    >= 0.29500     WALL NO.        1
ITEM NO.  61<D-KP    >=  5.1600     WALL NO.        1
ITEM NO.  77<D-PERM  >= 0.10000E-04 (BOTH WALLS)

LAYER DESCRIPTORS FOR STEP NO.    4


 NON ZERO LAYER DESCRIPTORS FOR LAYER NO.    1 FOR STEP NO.    4

ITEM NO.   1<NAME    >=  16.000     (BOTH WALLS)
ITEM NO.   2<NATURE  >=  1.0000     (BOTH WALLS)
ITEM NO.   3<LEVEL   >=  3.0000     (BOTH WALLS)
ITEM NO.   4<WALL    >=  1.0000     (BOTH WALLS)
ITEM NO.   5<GAMMAD  >=  19.000     (BOTH WALLS)
ITEM NO.   6<GAMMAB  >=  10.000     (BOTH WALLS)
ITEM NO.   7<GAMMAW  >=  10.000     (BOTH WALLS)
ITEM NO.   9<U-FRICT >=  38.000     (BOTH WALLS)
ITEM NO.  10<U-KA    >= 0.23800     WALL NO.        1
ITEM NO.  11<U-KP    >=  7.2320     WALL NO.        1
ITEM NO.  12<K0-NC   >= 0.50000     (BOTH WALLS)
ITEM NO.  13<NEXP    >= 0.50000     (BOTH WALLS)
ITEM NO.  14<OCR     >=  1.0000     (BOTH WALLS)
ITEM NO.  16<MODEL   >=  1.0000     (BOTH WALLS)
ITEM NO.  17<EVC     >=  15000.     (BOTH WALLS)
ITEM NO.  18<EUR     >=  45000.     (BOTH WALLS)
ITEM NO.  27<U-PERM  >= 0.10000E-03 (BOTH WALLS)
ITEM NO.  52<D-NATURE>=  1.0000     (BOTH WALLS)
ITEM NO.  53<D-LEVEL >=  0.0000     (BOTH WALLS)
ITEM NO.  59<D-FRICT >=  38.000     (BOTH WALLS)
ITEM NO.  60<D-KA    >= 0.23800     WALL NO.        1
ITEM NO.  61<D-KP    >=  7.2320     WALL NO.        1
ITEM NO.  77<D-PERM  >= 0.10000E-03 (BOTH WALLS)

 NON ZERO LAYER DESCRIPTORS FOR LAYER NO.    2 FOR STEP NO.    4

ITEM NO.   1<NAME    >=  17.000     (BOTH WALLS)
ITEM NO.   2<NATURE  >=  1.0000     (BOTH WALLS)
ITEM NO.   3<LEVEL   >=  0.0000     (BOTH WALLS)
ITEM NO.   4<WALL    >=  1.0000     (BOTH WALLS)
ITEM NO.   5<GAMMAD  >=  16.000     (BOTH WALLS)
ITEM NO.   6<GAMMAB  >=  6.0000     (BOTH WALLS)
```

```
ITEM NO.   7<GAMMAW  >=  10.000     (BOTH WALLS)
ITEM NO.   9<U-FRICT >=  30.000     (BOTH WALLS)
ITEM NO.  10<U-KA    >= 0.33300     WALL NO.        1
ITEM NO.  11<U-KP    >=  5.5480     WALL NO.        1
ITEM NO.  12<K0-NC   >= 0.50000     (BOTH WALLS)
ITEM NO.  13<NEXP    >= 0.50000     (BOTH WALLS)
ITEM NO.  14<OCR     >=  1.0000     (BOTH WALLS)
ITEM NO.  16<MODEL   >=  1.0000     (BOTH WALLS)
ITEM NO.  17<EVC     >=  30000.     (BOTH WALLS)
ITEM NO.  18<EUR     >=  48000.     (BOTH WALLS)
ITEM NO.  27<U-PERM  >= 0.10000E-04 (BOTH WALLS)
ITEM NO.  52<D-NATURE>=  1.0000     (BOTH WALLS)
ITEM NO.  53<D-LEVEL >=  0.0000     (BOTH WALLS)
ITEM NO.  59<D-FRICT >=  30.000     (BOTH WALLS)
ITEM NO.  60<D-KA    >= 0.33300     WALL NO.        1
ITEM NO.  61<D-KP    >=  4.2880     WALL NO.        1
ITEM NO.  77<D-PERM  >= 0.10000E-04 (BOTH WALLS)

 NON ZERO LAYER DESCRIPTORS FOR LAYER NO.    3 FOR STEP NO.    4

ITEM NO.   1<NAME    >=  18.000     (BOTH WALLS)
ITEM NO.   2<NATURE  >=  1.0000     (BOTH WALLS)
ITEM NO.   3<LEVEL   >= -5.0000     (BOTH WALLS)
ITEM NO.   4<WALL    >=  1.0000     (BOTH WALLS)
ITEM NO.   5<GAMMAD  >=  16.000     (BOTH WALLS)
ITEM NO.   6<GAMMAB  >=  6.0000     (BOTH WALLS)
ITEM NO.   7<GAMMAW  >=  10.000     (BOTH WALLS)
ITEM NO.   8<U-COHE  >=  1.0000     (BOTH WALLS)
ITEM NO.   9<U-FRICT >=  33.000     (BOTH WALLS)
ITEM NO.  10<U-KA    >= 0.29500     WALL NO.        1
ITEM NO.  11<U-KP    >=  6.6480     WALL NO.        1
ITEM NO.  12<K0-NC   >= 0.50000     (BOTH WALLS)
ITEM NO.  13<NEXP    >= 0.50000     (BOTH WALLS)
ITEM NO.  14<OCR     >=  1.0000     (BOTH WALLS)
ITEM NO.  16<MODEL   >=  1.0000     (BOTH WALLS)
ITEM NO.  17<EVC     >=  68000.     (BOTH WALLS)
ITEM NO.  18<EUR     >= 0.10880E+06 (BOTH WALLS)
ITEM NO.  27<U-PERM  >= 0.10000E-04 (BOTH WALLS)
ITEM NO.  52<D-NATURE>=  1.0000     (BOTH WALLS)
ITEM NO.  53<D-LEVEL >=  0.0000     (BOTH WALLS)
ITEM NO.  58<D-COHE  >=  1.0000     (BOTH WALLS)
ITEM NO.  59<D-FRICT >=  33.000     (BOTH WALLS)
ITEM NO.  60<D-KA    >= 0.29500     WALL NO.        1
ITEM NO.  61<D-KP    >=  5.1600     WALL NO.        1
ITEM NO.  77<D-PERM  >= 0.10000E-04 (BOTH WALLS)

LAYER DESCRIPTORS FOR STEP NO.    5

 NON ZERO LAYER DESCRIPTORS FOR LAYER NO.    1 FOR STEP NO.    5

ITEM NO.   1<NAME    >=  16.000     (BOTH WALLS)
ITEM NO.   2<NATURE  >=  1.0000     (BOTH WALLS)
ITEM NO.   3<LEVEL   >=  3.0000     (BOTH WALLS)
ITEM NO.   4<WALL    >=  1.0000     (BOTH WALLS)
ITEM NO.   5<GAMMAD  >=  19.000     (BOTH WALLS)
ITEM NO.   6<GAMMAB  >=  10.000     (BOTH WALLS)
ITEM NO.   7<GAMMAW  >=  10.000     (BOTH WALLS)
ITEM NO.   9<U-FRICT >=  38.000     (BOTH WALLS)
ITEM NO.  10<U-KA    >= 0.23800     WALL NO.        1
ITEM NO.  11<U-KP    >=  7.2320     WALL NO.        1
ITEM NO.  12<K0-NC   >= 0.50000     (BOTH WALLS)
ITEM NO.  13<NEXP    >= 0.50000     (BOTH WALLS)
ITEM NO.  14<OCR     >=  1.0000     (BOTH WALLS)
ITEM NO.  16<MODEL   >=  1.0000     (BOTH WALLS)
ITEM NO.  17<EVC     >=  15000.     (BOTH WALLS)
ITEM NO.  18<EUR     >=  45000.     (BOTH WALLS)
ITEM NO.  27<U-PERM  >= 0.10000E-03 (BOTH WALLS)
ITEM NO.  52<D-NATURE>=  1.0000     (BOTH WALLS)
ITEM NO.  53<D-LEVEL >=  0.0000     (BOTH WALLS)
ITEM NO.  59<D-FRICT >=  38.000     (BOTH WALLS)
ITEM NO.  60<D-KA    >= 0.23800     WALL NO.        1
ITEM NO.  61<D-KP    >=  7.2320     WALL NO.        1
ITEM NO.  77<D-PERM  >= 0.10000E-03 (BOTH WALLS)
```

```
 NON ZERO LAYER DESCRIPTORS FOR LAYER NO.    2 FOR STEP NO.    5

ITEM NO.   1<NAME    >=  17.000     (BOTH WALLS)
ITEM NO.   2<NATURE  >=  1.0000     (BOTH WALLS)
ITEM NO.   3<LEVEL   >=  0.0000     (BOTH WALLS)
ITEM NO.   4<WALL    >=  1.0000     (BOTH WALLS)
ITEM NO.   5<GAMMAD  >=  16.000     (BOTH WALLS)
ITEM NO.   6<GAMMAB  >=  6.0000     (BOTH WALLS)
ITEM NO.   7<GAMMAW  >=  10.000     (BOTH WALLS)
ITEM NO.   9<U-FRICT >=  30.000     (BOTH WALLS)
ITEM NO.  10<U-KA    >= 0.33300     WALL NO.        1
ITEM NO.  11<U-KP    >=  5.5480     WALL NO.        1
ITEM NO.  12<K0-NC   >= 0.50000     (BOTH WALLS)
ITEM NO.  13<NEXP    >= 0.50000     (BOTH WALLS)
ITEM NO.  14<OCR     >=  1.0000     (BOTH WALLS)
ITEM NO.  16<MODEL   >=  1.0000     (BOTH WALLS)
ITEM NO.  17<EVC     >=  30000.     (BOTH WALLS)
ITEM NO.  18<EUR     >=  48000.     (BOTH WALLS)
ITEM NO.  27<U-PERM  >= 0.10000E-04 (BOTH WALLS)
ITEM NO.  52<D-NATURE>=  1.0000     (BOTH WALLS)
ITEM NO.  53<D-LEVEL >=  0.0000     (BOTH WALLS)
ITEM NO.  59<D-FRICT >=  30.000     (BOTH WALLS)
ITEM NO.  60<D-KA    >= 0.33300     WALL NO.        1
ITEM NO.  61<D-KP    >=  4.2880     WALL NO.        1
ITEM NO.  77<D-PERM  >= 0.10000E-04 (BOTH WALLS)

 NON ZERO LAYER DESCRIPTORS FOR LAYER NO.    3 FOR STEP NO.    5

ITEM NO.   1<NAME    >=  18.000     (BOTH WALLS)
ITEM NO.   2<NATURE  >=  1.0000     (BOTH WALLS)
ITEM NO.   3<LEVEL   >= -5.0000     (BOTH WALLS)
ITEM NO.   4<WALL    >=  1.0000     (BOTH WALLS)
ITEM NO.   5<GAMMAD  >=  16.000     (BOTH WALLS)
ITEM NO.   6<GAMMAB  >=  6.0000     (BOTH WALLS)
ITEM NO.   7<GAMMAW  >=  10.000     (BOTH WALLS)
ITEM NO.   8<U-COHE  >=  1.0000     (BOTH WALLS)
ITEM NO.   9<U-FRICT >=  33.000     (BOTH WALLS)
ITEM NO.  10<U-KA    >= 0.29500     WALL NO.        1
ITEM NO.  11<U-KP    >=  6.6480     WALL NO.        1
ITEM NO.  12<K0-NC   >= 0.50000     (BOTH WALLS)
ITEM NO.  13<NEXP    >= 0.50000     (BOTH WALLS)
ITEM NO.  14<OCR     >=  1.0000     (BOTH WALLS)
ITEM NO.  16<MODEL   >=  1.0000     (BOTH WALLS)
ITEM NO.  17<EVC     >=  68000.     (BOTH WALLS)
ITEM NO.  18<EUR     >= 0.10880E+06 (BOTH WALLS)
ITEM NO.  27<U-PERM  >= 0.10000E-04 (BOTH WALLS)
ITEM NO.  52<D-NATURE>=  1.0000     (BOTH WALLS)
ITEM NO.  53<D-LEVEL >=  0.0000     (BOTH WALLS)
ITEM NO.  58<D-COHE  >=  1.0000     (BOTH WALLS)
ITEM NO.  59<D-FRICT >=  33.000     (BOTH WALLS)
ITEM NO.  60<D-KA    >= 0.29500     WALL NO.        1
ITEM NO.  61<D-KP    >=  5.1600     WALL NO.        1
ITEM NO.  77<D-PERM  >= 0.10000E-04 (BOTH WALLS)

LAYER DESCRIPTORS FOR STEP NO.    6

 NON ZERO LAYER DESCRIPTORS FOR LAYER NO.    1 FOR STEP NO.    6

ITEM NO.   1<NAME    >=  16.000     (BOTH WALLS)
ITEM NO.   2<NATURE  >=  1.0000     (BOTH WALLS)
ITEM NO.   3<LEVEL   >=  3.0000     (BOTH WALLS)
ITEM NO.   4<WALL    >=  1.0000     (BOTH WALLS)
ITEM NO.   5<GAMMAD  >=  19.000     (BOTH WALLS)
ITEM NO.   6<GAMMAB  >=  10.000     (BOTH WALLS)
ITEM NO.   7<GAMMAW  >=  10.000     (BOTH WALLS)
ITEM NO.   9<U-FRICT >=  38.000     (BOTH WALLS)
ITEM NO.  10<U-KA    >= 0.23800     WALL NO.        1
ITEM NO.  11<U-KP    >=  7.2320     WALL NO.        1
ITEM NO.  12<K0-NC   >= 0.50000     (BOTH WALLS)
ITEM NO.  13<NEXP    >= 0.50000     (BOTH WALLS)
ITEM NO.  14<OCR     >=  1.0000     (BOTH WALLS)
ITEM NO.  16<MODEL   >=  1.0000     (BOTH WALLS)
```

```
ITEM NO.  17<EVC     >=  15000.     (BOTH WALLS)
ITEM NO.  18<EUR     >=  45000.     (BOTH WALLS)
ITEM NO.  27<U-PERM  >= 0.10000E-03 (BOTH WALLS)
ITEM NO.  52<D-NATURE>=  1.0000     (BOTH WALLS)
ITEM NO.  53<D-LEVEL >=  0.0000     (BOTH WALLS)
ITEM NO.  59<D-FRICT >=  38.000     (BOTH WALLS)
ITEM NO.  60<D-KA    >= 0.23800     WALL NO.        1
ITEM NO.  61<D-KP    >=  7.2320     WALL NO.        1
ITEM NO.  77<D-PERM  >= 0.10000E-03 (BOTH WALLS)

 NON ZERO LAYER DESCRIPTORS FOR LAYER NO.    2 FOR STEP NO.    6

ITEM NO.   1<NAME    >=  17.000     (BOTH WALLS)
ITEM NO.   2<NATURE  >=  1.0000     (BOTH WALLS)
ITEM NO.   3<LEVEL   >=  0.0000     (BOTH WALLS)
ITEM NO.   4<WALL    >=  1.0000     (BOTH WALLS)
ITEM NO.   5<GAMMAD  >=  16.000     (BOTH WALLS)
ITEM NO.   6<GAMMAB  >=  6.0000     (BOTH WALLS)
ITEM NO.   7<GAMMAW  >=  10.000     (BOTH WALLS)
ITEM NO.   9<U-FRICT >=  30.000     (BOTH WALLS)
ITEM NO.  10<U-KA    >= 0.33300     WALL NO.        1
ITEM NO.  11<U-KP    >=  5.5480     WALL NO.        1
ITEM NO.  12<K0-NC   >= 0.50000     (BOTH WALLS)
ITEM NO.  13<NEXP    >= 0.50000     (BOTH WALLS)
ITEM NO.  14<OCR     >=  1.0000     (BOTH WALLS)
ITEM NO.  16<MODEL   >=  1.0000     (BOTH WALLS)
ITEM NO.  17<EVC     >=  30000.     (BOTH WALLS)
ITEM NO.  18<EUR     >=  48000.     (BOTH WALLS)
ITEM NO.  27<U-PERM  >= 0.10000E-04 (BOTH WALLS)
ITEM NO.  52<D-NATURE>=  1.0000     (BOTH WALLS)
ITEM NO.  53<D-LEVEL >=  0.0000     (BOTH WALLS)
ITEM NO.  59<D-FRICT >=  30.000     (BOTH WALLS)
ITEM NO.  60<D-KA    >= 0.33300     WALL NO.        1
ITEM NO.  61<D-KP    >=  4.2880     WALL NO.        1
ITEM NO.  77<D-PERM  >= 0.10000E-04 (BOTH WALLS)

 NON ZERO LAYER DESCRIPTORS FOR LAYER NO.    3 FOR STEP NO.    6

ITEM NO.   1<NAME    >=  18.000     (BOTH WALLS)
ITEM NO.   2<NATURE  >=  1.0000     (BOTH WALLS)
ITEM NO.   3<LEVEL   >= -5.0000     (BOTH WALLS)
ITEM NO.   4<WALL    >=  1.0000     (BOTH WALLS)
ITEM NO.   5<GAMMAD  >=  16.000     (BOTH WALLS)
ITEM NO.   6<GAMMAB  >=  6.0000     (BOTH WALLS)
ITEM NO.   7<GAMMAW  >=  10.000     (BOTH WALLS)
ITEM NO.   8<U-COHE  >=  1.0000     (BOTH WALLS)
ITEM NO.   9<U-FRICT >=  33.000     (BOTH WALLS)
ITEM NO.  10<U-KA    >= 0.29500     WALL NO.        1
ITEM NO.  11<U-KP    >=  6.6480     WALL NO.        1
ITEM NO.  12<K0-NC   >= 0.50000     (BOTH WALLS)
ITEM NO.  13<NEXP    >= 0.50000     (BOTH WALLS)
ITEM NO.  14<OCR     >=  1.0000     (BOTH WALLS)
ITEM NO.  16<MODEL   >=  1.0000     (BOTH WALLS)
ITEM NO.  17<EVC     >=  68000.     (BOTH WALLS)
ITEM NO.  18<EUR     >= 0.10880E+06 (BOTH WALLS)
ITEM NO.  27<U-PERM  >= 0.10000E-04 (BOTH WALLS)
ITEM NO.  52<D-NATURE>=  1.0000     (BOTH WALLS)
ITEM NO.  53<D-LEVEL >=  0.0000     (BOTH WALLS)
ITEM NO.  58<D-COHE  >=  1.0000     (BOTH WALLS)
ITEM NO.  59<D-FRICT >=  33.000     (BOTH WALLS)
ITEM NO.  60<D-KA    >= 0.29500     WALL NO.        1
ITEM NO.  61<D-KP    >=  5.1600     WALL NO.        1
ITEM NO.  77<D-PERM  >= 0.10000E-04 (BOTH WALLS)


DEFAULT WATER UNIT WEIGHT =  10.000
AVERAGED ON    18 VALUES
```

```
+-----------------------------------------------------------------------------------------------------------------------+
|                   PARATIEPLUS(TM)   NLS ENGINE RELEASE  2018.0    FULL VERSION  *Build date:Nov 13, 2017*              |
|                                                                                                                       |
|                                      NewProject.BaseDesignSection_28.A1M1R1_1183                                      |
|                                  Exe Time : 4 September 2018 18:02:09                                                 |
+-----------------------------------------------------------------------------------------------------------------------+

PHASE DESCRIPTORS


STEP  NO.     1
                                        LEFT WALL    RIGHT WALL
Y                                        0.000       -0.9990E+30
Z-PC                                     0.000         0.000
Z-EXCAVATION                             0.000         0.000
Z-WATER_TABLE                           -18.00       -0.9990E+30
Q_AT_THE_FREE_FIELD_LEVEL                0.000         0.000
ZQ                                       0.000         0.000
DZW_OF_THE_WATER_TABLE                   0.000         0.000
QS_ON_THE_EXCAVATION_SIDE                0.000         0.000
ZQS                                    -0.9990E+30   -0.9990E+30
ZCUT                                     0.000         0.000
BALANCE LEVEL FOR PORE PRESSURES        -9.500        -9.500
WATER_BEHAVIOUR_FLAG (LINING OPT)        0.000         0.000
PORE_UPDATE_FLAG                         0.000         0.000
PORE_TAB. _FLAG (gt.0= use tabs)         0.000         0.000
lateral thrusts reduction elevatio       0.000         0.000
Downhill reduction factor for effe       0.000         0.000
Downhill reduction factor for pore       0.000         0.000
Uphill reduction factor for effect       0.000         0.000
Uphill reduction factor for pore p       0.000         0.000
SEISMIC HORIZONTAL ACCEL. Kh [g]         0.000         0.000
UPHILL VERTICAL ACCEL.  Kv_uh [g]        0.000         0.000
DOWNHILL VERTICAL ACCEL.Kv_dh [g]        0.000         0.000
UPHILL BETA ANGLE (SLOPE) [deg]          0.000         0.000
UPHILL DELTA/PHI RATIO                   0.000         0.000
DOWNHILL BETA ANGLE (SLOPE) [deg]        0.000         0.000
DOWNHILL DELTA/PHI RATIO                 0.000         0.000
DYN.WATER BEHAVIOUR                      0.000         0.000
Excess pore pressure RATIO Ru            0.000         0.000
SEISMIC PRESSURE LOWER VALUE             0.000         0.000
SEISMIC PRESSURE UPPER VALUE             0.000         0.000
SEISMIC PRESSURE LOWER LEVEL             0.000         0.000
SEISMIC PRESSURE UPPER LEVEL             0.000         0.000

=====================================================================================================end of step    1


STEP  NO.     2
                                        LEFT WALL    RIGHT WALL
Y                                        0.000       -0.9990E+30
Z-PC                                     0.000         0.000
Z-EXCAVATION                            -1.000         0.000
Z-WATER_TABLE                           -18.00       -0.9990E+30
Q_AT_THE_FREE_FIELD_LEVEL                0.000         0.000
ZQ                                       0.000         0.000
DZW_OF_THE_WATER_TABLE                   0.000         0.000
QS_ON_THE_EXCAVATION_SIDE                0.000         0.000
ZQS                                    -0.9990E+30   -0.9990E+30
ZCUT                                     0.000         0.000
BALANCE LEVEL FOR PORE PRESSURES        -9.500        -9.500
WATER_BEHAVIOUR_FLAG (LINING OPT)        0.000         0.000
PORE_UPDATE_FLAG                         0.000         0.000
PORE_TAB. _FLAG (gt.0= use tabs)         0.000         0.000
lateral thrusts reduction elevatio       0.000         0.000
Downhill reduction factor for effe       0.000         0.000
Downhill reduction factor for pore       0.000         0.000
Uphill reduction factor for effect       0.000         0.000
Uphill reduction factor for pore p       0.000         0.000
SEISMIC HORIZONTAL ACCEL. Kh [g]         0.000         0.000
UPHILL VERTICAL ACCEL.  Kv_uh [g]        0.000         0.000
```

DOWNHILL VERTICAL ACCEL.Kv_dh [g]	0.000	0.000
UPHILL BETA ANGLE (SLOPE) [deg]	0.000	0.000
UPHILL DELTA/PHI RATIO	0.000	0.000
DOWNHILL BETA ANGLE (SLOPE) [deg]	0.000	0.000
DOWNHILL DELTA/PHI RATIO	0.000	0.000
DYN.WATER BEHAVIOUR	0.000	0.000
Excess pore pressure RATIO Ru	0.000	0.000
SEISMIC PRESSURE LOWER VALUE	0.000	0.000
SEISMIC PRESSURE UPPER VALUE	0.000	0.000
SEISMIC PRESSURE LOWER LEVEL	0.000	0.000
SEISMIC PRESSURE UPPER LEVEL	0.000	0.000

==========end of step 2

STEP NO. 3

	LEFT WALL	RIGHT WALL
Y	0.000	-0.9990E+30
Z-PC	0.000	0.000
Z-EXCAVATION	-1.000	0.000
Z-WATER_TABLE	-18.00	-0.9990E+30
Q_AT_THE_FREE_FIELD_LEVEL	0.000	0.000
ZQ	0.000	0.000
DZW_OF_THE_WATER_TABLE	0.000	0.000
QS_ON_THE_EXCAVATION_SIDE	0.000	0.000
ZQS	-0.9990E+30	-0.9990E+30
ZCUT	0.000	0.000
BALANCE LEVEL FOR PORE PRESSURES	-9.500	-9.500
WATER_BEHAVIOUR_FLAG (LINING OPT)	0.000	0.000
PORE_UPDATE_FLAG	0.000	0.000
PORE_TAB. _FLAG (gt.0= use tabs)	0.000	0.000
lateral thrusts reduction elevatio	0.000	0.000
Downhill reduction factor for effe	0.000	0.000
Downhill reduction factor for pore	0.000	0.000
Uphill reduction factor for effect	0.000	0.000
Uphill reduction factor for pore p	0.000	0.000
SEISMIC HORIZONTAL ACCEL. Kh [g]	0.000	0.000
UPHILL VERTICAL ACCEL. Kv_uh [g]	0.000	0.000
DOWNHILL VERTICAL ACCEL.Kv_dh [g]	0.000	0.000
UPHILL BETA ANGLE (SLOPE) [deg]	0.000	0.000
UPHILL DELTA/PHI RATIO	0.000	0.000
DOWNHILL BETA ANGLE (SLOPE) [deg]	0.000	0.000
DOWNHILL DELTA/PHI RATIO	0.000	0.000
DYN.WATER BEHAVIOUR	0.000	0.000
Excess pore pressure RATIO Ru	0.000	0.000
SEISMIC PRESSURE LOWER VALUE	0.000	0.000
SEISMIC PRESSURE UPPER VALUE	0.000	0.000
SEISMIC PRESSURE LOWER LEVEL	0.000	0.000
SEISMIC PRESSURE UPPER LEVEL	0.000	0.000

==========end of step 3

STEP NO. 4

	LEFT WALL	RIGHT WALL
Y	0.000	-0.9990E+30
Z-PC	0.000	0.000
Z-EXCAVATION	-5.600	0.000
Z-WATER_TABLE	-18.00	-0.9990E+30
Q_AT_THE_FREE_FIELD_LEVEL	0.000	0.000
ZQ	0.000	0.000
DZW_OF_THE_WATER_TABLE	0.000	0.000
QS_ON_THE_EXCAVATION_SIDE	0.000	0.000
ZQS	-0.9990E+30	-0.9990E+30
ZCUT	0.000	0.000
BALANCE LEVEL FOR PORE PRESSURES	-9.500	-9.500
WATER_BEHAVIOUR_FLAG (LINING OPT)	0.000	0.000
PORE_UPDATE_FLAG	0.000	0.000
PORE_TAB. _FLAG (gt.0= use tabs)	0.000	0.000
lateral thrusts reduction elevatio	0.000	0.000
Downhill reduction factor for effe	0.000	0.000
Downhill reduction factor for pore	0.000	0.000
Uphill reduction factor for effect	0.000	0.000
Uphill reduction factor for pore p	0.000	0.000

SEISMIC HORIZONTAL ACCEL. Kh [g]	0.000	0.000
UPHILL VERTICAL ACCEL. Kv_uh [g]	0.000	0.000
DOWNHILL VERTICAL ACCEL.Kv_dh [g]	0.000	0.000
UPHILL BETA ANGLE (SLOPE) [deg]	0.000	0.000
UPHILL DELTA/PHI RATIO	0.000	0.000
DOWNHILL BETA ANGLE (SLOPE) [deg]	0.000	0.000
DOWNHILL DELTA/PHI RATIO	0.000	0.000
DYN.WATER BEHAVIOUR	0.000	0.000
Excess pore pressure RATIO Ru	0.000	0.000
SEISMIC PRESSURE LOWER VALUE	0.000	0.000
SEISMIC PRESSURE UPPER VALUE	0.000	0.000
SEISMIC PRESSURE LOWER LEVEL	0.000	0.000
SEISMIC PRESSURE UPPER LEVEL	0.000	0.000

==========end of step 4

STEP NO. 5

	LEFT WALL	RIGHT WALL
Y	0.000	-0.9990E+30
Z-PC	0.000	0.000
Z-EXCAVATION	-5.100	0.000
Z-WATER_TABLE	-18.00	-0.9990E+30
Q_AT_THE_FREE_FIELD_LEVEL	0.000	0.000
ZQ	0.000	0.000
DZW_OF_THE_WATER_TABLE	0.000	0.000
QS_ON_THE_EXCAVATION_SIDE	0.000	0.000
ZQS	-0.9990E+30	-0.9990E+30
ZCUT	0.000	0.000
BALANCE LEVEL FOR PORE PRESSURES	-9.500	-9.500
WATER_BEHAVIOUR_FLAG (LINING OPT)	0.000	0.000
PORE_UPDATE_FLAG	0.000	0.000
PORE_TAB. _FLAG (gt.0= use tabs)	0.000	0.000
lateral thrusts reduction elevatio	0.000	0.000
Downhill reduction factor for effe	0.000	0.000
Downhill reduction factor for pore	0.000	0.000
Uphill reduction factor for effect	0.000	0.000
Uphill reduction factor for pore p	0.000	0.000
SEISMIC HORIZONTAL ACCEL. Kh [g]	0.000	0.000
UPHILL VERTICAL ACCEL. Kv_uh [g]	0.000	0.000
DOWNHILL VERTICAL ACCEL.Kv_dh [g]	0.000	0.000
UPHILL BETA ANGLE (SLOPE) [deg]	0.000	0.000
UPHILL DELTA/PHI RATIO	0.000	0.000
DOWNHILL BETA ANGLE (SLOPE) [deg]	0.000	0.000
DOWNHILL DELTA/PHI RATIO	0.000	0.000
DYN.WATER BEHAVIOUR	0.000	0.000
Excess pore pressure RATIO Ru	0.000	0.000
SEISMIC PRESSURE LOWER VALUE	0.000	0.000
SEISMIC PRESSURE UPPER VALUE	0.000	0.000
SEISMIC PRESSURE LOWER LEVEL	0.000	0.000
SEISMIC PRESSURE UPPER LEVEL	0.000	0.000

==========end of step 5

STEP NO. 6

	LEFT WALL	RIGHT WALL
Y	0.000	-0.9990E+30
Z-PC	0.000	0.000
Z-EXCAVATION	-5.100	0.000
Z-WATER_TABLE	-18.00	-0.9990E+30
Q_AT_THE_FREE_FIELD_LEVEL	0.000	0.000
ZQ	0.000	0.000
DZW_OF_THE_WATER_TABLE	0.000	0.000
QS_ON_THE_EXCAVATION_SIDE	0.000	0.000
ZQS	-0.9990E+30	-0.9990E+30
ZCUT	0.000	0.000
BALANCE LEVEL FOR PORE PRESSURES	-9.500	-9.500
WATER_BEHAVIOUR_FLAG (LINING OPT)	0.000	0.000
PORE_UPDATE_FLAG	0.000	0.000
PORE_TAB. _FLAG (gt.0= use tabs)	0.000	0.000
lateral thrusts reduction elevatio	0.000	0.000
Downhill reduction factor for effe	0.000	0.000
Downhill reduction factor for pore	0.000	0.000

```
Uphill reduction factor for effect      0.000         0.000
Uphill reduction factor for pore p      0.000         0.000
SEISMIC HORIZONTAL ACCEL. Kh [g]        0.000         0.000
UPHILL VERTICAL ACCEL.  Kv_uh [g]       0.000         0.000
DOWNHILL VERTICAL ACCEL.Kv_dh [g]       0.000         0.000
UPHILL BETA ANGLE (SLOPE) [deg]         0.000         0.000
UPHILL DELTA/PHI RATIO                  0.000         0.000
DOWNHILL BETA ANGLE (SLOPE) [deg]       0.000         0.000
DOWNHILL DELTA/PHI RATIO                0.000         0.000
DYN.WATER BEHAVIOUR                     0.000         0.000
Excess pore pressure RATIO Ru           0.000         0.000
SEISMIC PRESSURE LOWER VALUE            0.000         0.000
SEISMIC PRESSURE UPPER VALUE            0.000         0.000
SEISMIC PRESSURE LOWER LEVEL            0.000         0.000
SEISMIC PRESSURE UPPER LEVEL            0.000         0.000

================================================================================================================end of step    6


 LEFT-HAND WALL

 LOWER  LEVEL          -9.50000
 UPPER  LEVEL           0.00000

 RIGHT-HAND WALL

 LOWER  LEVEL          -9.50000
 UPPER  LEVEL           0.00000
```

```
+-------------------------------------------------------------------------------------------------------------------------------+
|                  PARATIEPLUS(TM)   NLS ENGINE RELEASE  2018.0    FULL VERSION  *Build date:Nov 13, 2017*                    |
|                                                                                                                               |
|                                    NewProject.BaseDesignSection_28.A1M1R1_1183                                                |
|                                  Exe Time : 4 September 2018 18:02:09                                                         |
+-------------------------------------------------------------------------------------------------------------------------------+
 I N I T I A L   S T R E S S   T A B L E S

            S E C T I O N

 NUMBER OF DEFINED TABLES             2


INPUT DATA FOR INITIAL STRESS SET NO.    1
PERTAINING SOIL ELEMENTS AT Y-COORD    0.0000

ACTIVATION TIME                              1.0000
END TIME (TIME BEYOND WHICH IT IS REMOVED)   6.0000

TYPE BOUSSINESQ

 HORIZONTAL DISTANCE (DY)           1.00000000000000
 FOUNDATION WIDTH    (B)            3.50000000000000
 ZETA-F.....                   0.000000000000000E+000
 Q-F .....                      23.0800000000000
 BETA ....                      45.0000000000000
 BEHAVIOUR (0=FREE, 1=REFLECTING)  0.000000000000000E+000


INPUT DATA FOR INITIAL STRESS SET NO.    2
PERTAINING SOIL ELEMENTS AT Y-COORD    0.0000

ACTIVATION TIME                              1.0000
END TIME (TIME BEYOND WHICH IT IS REMOVED)   6.0000

TYPE BOUSSINESQ

 HORIZONTAL DISTANCE (DY)           11.0000000000000
 FOUNDATION WIDTH    (B)            19.0000000000000
 ZETA-F.....                    2.70000000000000
 Q-F .....                      23.0800000000000
 BETA ....                      45.0000000000000
 BEHAVIOUR (0=FREE, 1=REFLECTING)  0.000000000000000E+000


 ELEMENT GROUPS BACKUP AREA CAN STAY IN CORE AT
 POSITION        5065

 NO. OF D.P.W  FOR THIS AREA       5855
 MAX NO. OF D.P.W. AVAILABLE      81920
 ** MAX NO OF ITERATIONS SET TO          40

ITER     0 RNORM = 0.000     RMNORM= 0.000
           RINORM= 8964.     RIMNOR= 0.000
           RENORM=0.3155E-29 REMNOR= 0.000     RATIO =0.1876E-16 TOLER =0.1000E-03      CONVERGED !
           RFMAX = 15.69     RMMAX = 0.000
           RTSMAL=0.1000E-03 RMSMAL= 0.000
           RDT   = 8964.     RDR   = 0.000
           RATIOT=0.1876E-16 RATIOR= 0.000
           MAX UN=0.1776E-14 IEQ=    39 NODE     20 DOF   1  Y-DISPL.F
           MIN UN= 0.000     IEQ=     1 NODE      1 DOF   1  Y-DISPL.F
           NO. OF CONTACT CONSTRAINT VIOLATIONS     0


ITER     1 RNORM = 0.000     RMNORM= 0.000
           RINORM= 8964.     RIMNOR= 0.000
           RENORM=0.9549E-31 REMNOR=0.1031E-53 RATIO =0.3264E-17 TOLER =0.1000E-03      CONVERGED !
           RFMAX = 15.69     RMMAX = 0.000
           RTSMAL=0.1000E-03 RMSMAL= 0.000
           RDT   = 8964.     RDR   = 0.000
           RATIOT=0.3264E-17 RATIOR= 0.000
```

```
  MAX UN=0.8802E-16 IEQ=    51 NODE     26 DOF   1  Y-DISPL.F
  MIN UN=-.2004E-16 IEQ=    93 NODE     47 DOF   1  Y-DISPL.F
  NO. OF CONTACT CONSTRAINT VIOLATIONS     0


ITER     2 RNORM = 0.000     RMNORM= 0.000
  RINORM= 8964.     RIMNOR= 0.000
  RENORM=0.8462E-31 REMNOR=0.3870E-53 RATIO =0.3072E-17 TOLER =0.1000E-03      CONVERGED !
  RFMAX = 15.69     RMMAX = 0.000
  RTSMAL=0.1000E-03 RMSMAL= 0.000
  RDT   = 8964.     RDR   = 0.000
  RATIOT=0.3072E-17 RATIOR= 0.000
  MAX UN=0.7261E-16 IEQ=    51 NODE     26 DOF   1  Y-DISPL.F
  MIN UN=-.1113E-16 IEQ=    95 NODE     48 DOF   1  Y-DISPL.F
  NO. OF CONTACT CONSTRAINT VIOLATIONS     0
```

```
+-------------------------------------------------------------------------------------------------------------------------+
|                   PARATIEPLUS(TM)   NLS ENGINE RELEASE  2018.0    FULL VERSION  *Build date:Nov 13, 2017*              |
|                                                                                                                         |
|                                     NewProject.BaseDesignSection_28.A1M1R1_1183                                         |
|                                  Exe Time : 4 September 2018 18:02:09                                                   |
+-------------------------------------------------------------------------------------------------------------------------+
New Project
SOLUTION REACHED USING     2 ITERATIONS ON   40

P R I N T   O U T   F O R   T I M E   S T E P    1     ( AT TIME   1.000     )

PRINT OUT OF ACTIVE COMPONENTS (FIXED NODES ARE NOT PRINTED OUT)

          Y-DISPL.F        X-ROT. F
           (02)             (04)            (


ALL NODAL POINTS HAVE ZERO DISPLACEMENT COMPONENTS
```

```
+-------------------------------------------------------------------------------------------------------------------------------+
|                   PARATIEPLUS(TM)   NLS ENGINE RELEASE  2018.0    FULL VERSION  *Build date:Nov 13, 2017*                    |
|                                                                                                                               |
|                                    NewProject.BaseDesignSection_28.A1M1R1_1183                                                |
|                                  Exe Time : 4 September 2018 18:02:09                                                         |
+-------------------------------------------------------------------------------------------------------------------------------+
New Project


S T R E S S   R E S U L T S   F O R   G R O U P   N O.   1

0_L                                                              :
ELEMENT TYPE    5 NO.OF ELEMENTS. IN THIS GROUP   49
C U R R E N T   T I M E   I S      1.0000

 HARDENING 2D SOIL ELEMENT

 ****** TOTAL STRESS FORMULATION *****

  EL *   FORCE     DISPL-Y  VERTICAL-P  HORIZON.-P     MAX-V-P     MAX-H-P           STATE   STIFFNESS Z-LEVEL      PORE
E FACTOR    UFACTOR       Peq           Su_a         Su_p     LAYER
 ------------------------------------------------------------------------------------------------------------------------------
-------------------------------------------------------------------------------------------
   1 D  0.2154     -6.2246E-21  6.3974E-02   2.154      6.3974E-02   2.154            V-C  4.1022E+04   0.000       0.000
1.000       1.000       2.154       0.000       0.000     DI1_164_167_L_0
   2 D   1.221     -6.2742E-21   3.315       6.104       3.315       6.104            V-C  4.1022E+04 -0.2000       0.000
1.000       1.000       6.104       0.000       0.000     DI1_164_167_L_0
   3 D   1.932     -6.3236E-21   6.753       9.658       6.753       9.658            V-C  4.1022E+04 -0.4000       0.000
1.000       1.000       9.658       0.000       0.000     DI1_164_167_L_0
   4 D   2.527     -6.3726E-21   10.43       12.64       10.43       12.64            V-C  4.1022E+04 -0.6000       0.000
1.000       1.000       12.64       0.000       0.000     DI1_164_167_L_0
   5 D   3.014     -6.4209E-21   14.28       15.07       14.28       15.07            V-C  4.1022E+04 -0.8000       0.000
1.000       1.000       15.07       0.000       0.000     DI1_164_167_L_0
   6 D   3.418     -6.4678E-21   18.20       17.09       18.20       17.09            V-C  4.1022E+04  -1.000       0.000
1.000       1.000       17.09       0.000       0.000     DI1_164_167_L_0
   7 D   3.767     -6.5127E-21   22.12       18.83       22.12       18.83            V-C  4.1022E+04  -1.200       0.000
1.000       1.000       18.83       0.000       0.000     DI1_164_167_L_0
   8 D   4.080     -6.5546E-21   26.30       20.40       26.30       20.40            V-C  4.1022E+04  -1.400       0.000
1.000       1.000       20.40       0.000       0.000     DI1_164_167_L_0
   9 D   4.372     -6.5926E-21   30.81       21.86       30.81       21.86            V-C  4.1022E+04  -1.600       0.000
1.000       1.000       21.86       0.000       0.000     DI1_164_167_L_0
  10 D   4.652     -6.6253E-21   34.86       23.26       34.86       23.26            V-C  4.1022E+04  -1.800       0.000
1.000       1.000       23.26       0.000       0.000     DI1_164_167_L_0
  11 D   4.926     -6.6515E-21   38.99       24.63       38.99       24.63            V-C  4.1022E+04  -2.000       0.000
1.000       1.000       24.63       0.000       0.000     DI1_164_167_L_0
  12 D   5.197     -6.6696E-21   42.97       25.99       42.97       25.99            V-C  4.1022E+04  -2.200       0.000
1.000       1.000       25.99       0.000       0.000     DI1_164_167_L_0
  13 D   5.468     -6.6781E-21   46.69       27.34       46.69       27.34            V-C  4.1022E+04  -2.400       0.000
1.000       1.000       27.34       0.000       0.000     DI1_164_167_L_0
  14 D   5.740     -6.6751E-21   50.50       28.70       50.50       28.70            V-C  4.1022E+04  -2.600       0.000
1.000       1.000       28.70       0.000       0.000     DI1_164_167_L_0
  15 D   6.014     -6.6587E-21   54.24       30.07       54.24       30.07            V-C  4.1022E+04  -2.800       0.000
1.000       1.000       30.07       0.000       0.000     DI1_164_167_L_0
  16 D   6.291     -6.6267E-21   57.92       31.46       57.92       31.46            V-C  4.1022E+04  -3.000       0.000
1.000       1.000       31.46       0.000       0.000     DI1_164_167_L_0
  17 D   6.571     -6.5771E-21   61.43       32.85       61.43       32.85            V-C  4.1022E+04  -3.200       0.000
1.000       1.000       32.85       0.000       0.000     DI1_164_167_L_0
  18 D   6.853     -6.5074E-21   65.03       34.27       65.03       34.27            V-C  4.1022E+04  -3.400       0.000
1.000       1.000       34.27       0.000       0.000     DI1_164_167_L_0
  19 D   7.139     -6.4152E-21   68.60       35.69       68.60       35.69            V-C  4.1022E+04  -3.600       0.000
1.000       1.000       35.69       0.000       0.000     DI1_164_167_L_0
  20 D   7.427     -6.2977E-21   72.14       37.14       72.14       37.14            V-C  4.1022E+04  -3.800       0.000
1.000       1.000       37.14       0.000       0.000     DI1_164_167_L_0
  21 D   7.718     -6.1534E-21   75.55       38.59       75.55       38.59            V-C  4.1022E+04  -4.000       0.000
1.000       1.000       38.59       0.000       0.000     DI1_164_167_L_0
  22 D   8.011     -5.9840E-21   79.05       40.05       79.05       40.05            V-C  4.1022E+04  -4.200       0.000
1.000       1.000       40.05       0.000       0.000     DI1_164_167_L_0
  23 D   8.306     -5.7923E-21   82.52       41.53       82.52       41.53            V-C  4.1022E+04  -4.400       0.000
1.000       1.000       41.53       0.000       0.000     DI1_164_167_L_0
  24 D   8.603     -5.5811E-21   85.63       43.02       85.63       43.02            V-C  4.1022E+04  -4.600       0.000
1.000       1.000       43.02       0.000       0.000     DI1_164_167_L_0
```

```
  25 D   8.903     -5.3528E-21   88.58       44.51       88.58       44.51          V-C  4.1022E+04  -4.800       0.000
1.000       1.000       44.51       0.000       0.000     DI1_164_167_L_0
  26 D   9.203     -5.1099E-21   91.54       46.02       91.54       46.02          V-C  9.8874E+04  -5.000       0.000
1.000       1.000       46.02       0.000       0.000     DI2_165_168_L_0
  27 D   9.506     -4.8546E-21   94.52       47.53       94.52       47.53          V-C  9.8874E+04  -5.200       0.000
1.000       1.000       47.53       0.000       0.000     DI2_165_168_L_0
  28 D   9.809     -4.5891E-21   97.51       49.05       97.51       49.05          V-C  9.8874E+04  -5.400       0.000
1.000       1.000       49.05       0.000       0.000     DI2_165_168_L_0
  29 D   10.11     -4.3152E-21   100.5       50.57       100.5       50.57          V-C  9.8874E+04  -5.600       0.000
1.000       1.000       50.57       0.000       0.000     DI2_165_168_L_0
  30 D   10.42     -4.0346E-21   103.5       52.10       103.5       52.10          V-C  9.8874E+04  -5.800       0.000
1.000       1.000       52.10       0.000       0.000     DI2_165_168_L_0
  31 D   10.73     -3.7488E-21   106.6       53.63       106.6       53.63          V-C  9.8874E+04  -6.000       0.000
1.000       1.000       53.63       0.000       0.000     DI2_165_168_L_0
  32 D   11.03     -3.4588E-21   109.6       55.17       109.6       55.17          V-C  9.8874E+04  -6.200       0.000
1.000       1.000       55.17       0.000       0.000     DI2_165_168_L_0
  33 D   11.34     -3.1659E-21   112.7       56.71       112.7       56.71          V-C  9.8874E+04  -6.400       0.000
1.000       1.000       56.71       0.000       0.000     DI2_165_168_L_0
  34 D   11.65     -2.8710E-21   115.7       58.25       115.7       58.25          V-C  9.8874E+04  -6.600       0.000
1.000       1.000       58.25       0.000       0.000     DI2_165_168_L_0
  35 D   11.96     -2.5747E-21   118.8       59.80       118.8       59.80          V-C  9.8874E+04  -6.800       0.000
1.000       1.000       59.80       0.000       0.000     DI2_165_168_L_0
  36 D   12.27     -2.2777E-21   121.9       61.35       121.9       61.35          V-C  9.8874E+04  -7.000       0.000
1.000       1.000       61.35       0.000       0.000     DI2_165_168_L_0
  37 D   12.58     -1.9804E-21   125.0       62.90       125.0       62.90          V-C  9.8874E+04  -7.200       0.000
1.000       1.000       62.90       0.000       0.000     DI2_165_168_L_0
  38 D   12.89     -1.6832E-21   128.1       64.45       128.1       64.45          V-C  9.8874E+04  -7.400       0.000
1.000       1.000       64.45       0.000       0.000     DI2_165_168_L_0
  39 D   13.20     -1.3863E-21   131.2       66.00       131.2       66.00          V-C  9.8874E+04  -7.600       0.000
1.000       1.000       66.00       0.000       0.000     DI2_165_168_L_0
  40 D   13.51     -1.0900E-21   134.3       67.56       134.3       67.56          V-C  9.8874E+04  -7.800       0.000
1.000       1.000       67.56       0.000       0.000     DI2_165_168_L_0
  41 D   13.82     -7.9415E-22   137.4       69.11       137.4       69.11          V-C  9.8874E+04  -8.000       0.000
1.000       1.000       69.11       0.000       0.000     DI2_165_168_L_0
  42 D   14.13     -4.9891E-22   140.5       70.67       140.5       70.67          V-C  9.8874E+04  -8.200       0.000
1.000       1.000       70.67       0.000       0.000     DI2_165_168_L_0
  43 D   14.45     -2.0419E-22   143.6       72.23       143.6       72.23          V-C  9.8874E+04  -8.400       0.000
1.000       1.000       72.23       0.000       0.000     DI2_165_168_L_0
  44 D   14.76      9.0070E-23   146.7       73.79       146.7       73.79          V-C  9.8874E+04  -8.600       0.000
1.000       1.000       73.79       0.000       0.000     DI2_165_168_L_0
  45 D   15.07      3.8398E-22   149.9       75.35       149.9       75.35          V-C  9.8874E+04  -8.800       0.000
1.000       1.000       75.35       0.000       0.000     DI2_165_168_L_0
  46 D   15.38      6.7764E-22   153.0       76.90       153.0       76.90          V-C  9.8874E+04  -9.000       0.000
1.000       1.000       76.90       0.000       0.000     DI2_165_168_L_0
  47 D   15.69      9.7117E-22   156.1       78.46       156.1       78.46          V-C  9.8874E+04  -9.200       0.000
1.000       1.000       78.46       0.000       0.000     DI2_165_168_L_0
  48 D   12.00      1.2646E-21   159.3       80.02       159.3       80.02          V-C  9.8874E+04  -9.400       0.000
1.000       1.000       80.02       0.000       0.000     DI2_165_168_L_0
  49 D   4.040      1.4114E-21   160.9       80.80       160.9       80.80          V-C  9.8874E+04  -9.500       0.000
1.000       1.000       80.80       0.000       0.000     DI2_165_168_L_0
```

```
+-------------------------------------------------------------------------------------------------------------------------------+
|                   PARATIEPLUS(TM)   NLS ENGINE RELEASE  2018.0    FULL VERSION  *Build date:Nov 13, 2017*                    |
|                                                                                                                               |
|                                    NewProject.BaseDesignSection_28.A1M1R1_1183                                                |
|                                  Exe Time : 4 September 2018 18:02:09                                                         |
+-------------------------------------------------------------------------------------------------------------------------------+
New Project


S T R E S S   R E S U L T S   F O R   G R O U P   N O.   2

0_R                                                          :
ELEMENT TYPE    5 NO.OF ELEMENTS. IN THIS GROUP   49
C U R R E N T   T I M E   I S      1.0000

 HARDENING 2D SOIL ELEMENT

 ****** TOTAL STRESS FORMULATION *****

  EL *   FORCE     DISPL-Y  VERTICAL-P  HORIZON.-P     MAX-V-P     MAX-H-P           STATE   STIFFNESS Z-LEVEL      PORE
E FACTOR    UFACTOR       Peq           Su_a         Su_p     LAYER
 ------------------------------------------------------------------------------------------------------------------------------
-------------------------------------------------------------------------------------------
   1 D  0.2154      6.2246E-21   0.000       2.154       0.000       2.154            V-C  2.7348E+04   0.000       0.000
1.000       1.000       2.154       0.000       0.000     DI1_164_167_L_0
   2 D   1.221      6.2742E-21   3.200       6.104       3.200       6.104            V-C  2.7348E+04 -0.2000       0.000
1.000       1.000       6.104       0.000       0.000     DI1_164_167_L_0
   3 D   1.932      6.3236E-21   6.400       9.658       6.400       9.658            V-C  2.7348E+04 -0.4000       0.000
1.000       1.000       9.658       0.000       0.000     DI1_164_167_L_0
   4 D   2.527      6.3726E-21   9.600       12.64       9.600       12.64            V-C  2.7348E+04 -0.6000       0.000
1.000       1.000       12.64       0.000       0.000     DI1_164_167_L_0
   5 D   3.014      6.4209E-21   12.80       15.07       12.80       15.07            V-C  2.7348E+04 -0.8000       0.000
1.000       1.000       15.07       0.000       0.000     DI1_164_167_L_0
   6 D   3.418      6.4678E-21   16.00       17.09       16.00       17.09            V-C  2.7348E+04  -1.000       0.000
1.000       1.000       17.09       0.000       0.000     DI1_164_167_L_0
   7 D   3.767      6.5127E-21   19.20       18.83       19.20       18.83            V-C  2.7348E+04  -1.200       0.000
1.000       1.000       18.83       0.000       0.000     DI1_164_167_L_0
   8 D   4.080      6.5546E-21   22.40       20.40       22.40       20.40            V-C  2.7348E+04  -1.400       0.000
1.000       1.000       20.40       0.000       0.000     DI1_164_167_L_0
   9 D   4.372      6.5926E-21   25.60       21.86       25.60       21.86            V-C  2.7348E+04  -1.600       0.000
1.000       1.000       21.86       0.000       0.000     DI1_164_167_L_0
  10 D   4.652      6.6253E-21   28.80       23.26       28.80       23.26            V-C  2.7348E+04  -1.800       0.000
1.000       1.000       23.26       0.000       0.000     DI1_164_167_L_0
  11 D   4.926      6.6515E-21   32.00       24.63       32.00       24.63            V-C  2.7348E+04  -2.000       0.000
1.000       1.000       24.63       0.000       0.000     DI1_164_167_L_0
  12 D   5.197      6.6696E-21   35.20       25.99       35.20       25.99            V-C  2.7348E+04  -2.200       0.000
1.000       1.000       25.99       0.000       0.000     DI1_164_167_L_0
  13 D   5.468      6.6781E-21   38.40       27.34       38.40       27.34            V-C  2.7348E+04  -2.400       0.000
1.000       1.000       27.34       0.000       0.000     DI1_164_167_L_0
  14 D   5.740      6.6751E-21   41.60       28.70       41.60       28.70            V-C  2.7348E+04  -2.600       0.000
1.000       1.000       28.70       0.000       0.000     DI1_164_167_L_0
  15 D   6.014      6.6587E-21   44.80       30.07       44.80       30.07            V-C  2.7348E+04  -2.800       0.000
1.000       1.000       30.07       0.000       0.000     DI1_164_167_L_0
  16 D   6.291      6.6267E-21   48.00       31.46       48.00       31.46            V-C  2.7348E+04  -3.000       0.000
1.000       1.000       31.46       0.000       0.000     DI1_164_167_L_0
  17 D   6.571      6.5771E-21   51.20       32.85       51.20       32.85            V-C  2.7348E+04  -3.200       0.000
1.000       1.000       32.85       0.000       0.000     DI1_164_167_L_0
  18 D   6.853      6.5074E-21   54.40       34.27       54.40       34.27            V-C  2.7348E+04  -3.400       0.000
1.000       1.000       34.27       0.000       0.000     DI1_164_167_L_0
  19 D   7.139      6.4152E-21   57.60       35.69       57.60       35.69            V-C  2.7348E+04  -3.600       0.000
1.000       1.000       35.69       0.000       0.000     DI1_164_167_L_0
  20 D   7.427      6.2977E-21   60.80       37.14       60.80       37.14            V-C  2.7348E+04  -3.800       0.000
1.000       1.000       37.14       0.000       0.000     DI1_164_167_L_0
  21 D   7.718      6.1534E-21   64.00       38.59       64.00       38.59            V-C  2.7348E+04  -4.000       0.000
1.000       1.000       38.59       0.000       0.000     DI1_164_167_L_0
  22 D   8.011      5.9840E-21   67.20       40.05       67.20       40.05            V-C  2.7348E+04  -4.200       0.000
1.000       1.000       40.05       0.000       0.000     DI1_164_167_L_0
  23 D   8.306      5.7923E-21   70.40       41.53       70.40       41.53            V-C  2.7348E+04  -4.400       0.000
1.000       1.000       41.53       0.000       0.000     DI1_164_167_L_0
  24 D   8.603      5.5811E-21   73.60       43.02       73.60       43.02            V-C  2.7348E+04  -4.600       0.000
1.000       1.000       43.02       0.000       0.000     DI1_164_167_L_0
```

25 D	8.903	5.3528E-21	76.80	44.51	76.80	44.51	V-C	2.7348E+04	-4.800	0.000		
1.000	1.000	44.51	0.000	0.000	DI1_164_167_L_0							
26 D	9.203	5.1099E-21	80.00	46.02	80.00	46.02	V-C	5.8296E+04	-5.000	0.000		
1.000	1.000	46.02	0.000	0.000	DI2_165_168_L_0							
27 D	9.506	4.8546E-21	83.20	47.53	83.20	47.53	V-C	5.8296E+04	-5.200	0.000		
1.000	1.000	47.53	0.000	0.000	DI2_165_168_L_0							
28 D	9.809	4.5891E-21	86.40	49.05	86.40	49.05	V-C	5.8296E+04	-5.400	0.000		
1.000	1.000	49.05	0.000	0.000	DI2_165_168_L_0							
29 D	10.11	4.3152E-21	89.60	50.57	89.60	50.57	V-C	5.8296E+04	-5.600	0.000		
1.000	1.000	50.57	0.000	0.000	DI2_165_168_L_0							
30 D	10.42	4.0346E-21	92.80	52.10	92.80	52.10	V-C	5.8296E+04	-5.800	0.000		
1.000	1.000	52.10	0.000	0.000	DI2_165_168_L_0							
31 D	10.73	3.7488E-21	96.00	53.63	96.00	53.63	V-C	5.8296E+04	-6.000	0.000		
1.000	1.000	53.63	0.000	0.000	DI2_165_168_L_0							
32 D	11.03	3.4588E-21	99.20	55.17	99.20	55.17	V-C	5.8296E+04	-6.200	0.000		
1.000	1.000	55.17	0.000	0.000	DI2_165_168_L_0							
33 D	11.34	3.1659E-21	102.4	56.71	102.4	56.71	V-C	5.8296E+04	-6.400	0.000		
1.000	1.000	56.71	0.000	0.000	DI2_165_168_L_0							
34 D	11.65	2.8710E-21	105.6	58.25	105.6	58.25	V-C	5.8296E+04	-6.600	0.000		
1.000	1.000	58.25	0.000	0.000	DI2_165_168_L_0							
35 D	11.96	2.5747E-21	108.8	59.80	108.8	59.80	V-C	5.8296E+04	-6.800	0.000		
1.000	1.000	59.80	0.000	0.000	DI2_165_168_L_0							
36 D	12.27	2.2777E-21	112.0	61.35	112.0	61.35	V-C	5.8296E+04	-7.000	0.000		
1.000	1.000	61.35	0.000	0.000	DI2_165_168_L_0							
37 D	12.58	1.9804E-21	115.2	62.90	115.2	62.90	V-C	5.8296E+04	-7.200	0.000		
1.000	1.000	62.90	0.000	0.000	DI2_165_168_L_0							
38 D	12.89	1.6832E-21	118.4	64.45	118.4	64.45	V-C	5.8296E+04	-7.400	0.000		
1.000	1.000	64.45	0.000	0.000	DI2_165_168_L_0							
39 D	13.20	1.3863E-21	121.6	66.00	121.6	66.00	V-C	5.8296E+04	-7.600	0.000		
1.000	1.000	66.00	0.000	0.000	DI2_165_168_L_0							
40 D	13.51	1.0900E-21	124.8	67.56	124.8	67.56	V-C	5.8296E+04	-7.800	0.000		
1.000	1.000	67.56	0.000	0.000	DI2_165_168_L_0							
41 D	13.82	7.9415E-22	128.0	69.11	128.0	69.11	V-C	5.8296E+04	-8.000	0.000		
1.000	1.000	69.11	0.000	0.000	DI2_165_168_L_0							
42 D	14.13	4.9891E-22	131.2	70.67	131.2	70.67	V-C	5.8296E+04	-8.200	0.000		
1.000	1.000	70.67	0.000	0.000	DI2_165_168_L_0							
43 D	14.45	2.0419E-22	134.4	72.23	134.4	72.23	V-C	5.8296E+04	-8.400	0.000		
1.000	1.000	72.23	0.000	0.000	DI2_165_168_L_0							
44 D	14.76	-9.0070E-23	137.6	73.79	137.6	73.79	V-C	5.8296E+04	-8.600	0.000		
1.000	1.000	73.79	0.000	0.000	DI2_165_168_L_0							
45 D	15.07	-3.8398E-22	140.8	75.35	140.8	75.35	V-C	5.8296E+04	-8.800	0.000		
1.000	1.000	75.35	0.000	0.000	DI2_165_168_L_0							
46 D	15.38	-6.7764E-22	144.0	76.90	144.0	76.90	V-C	5.8296E+04	-9.000	0.000		
1.000	1.000	76.90	0.000	0.000	DI2_165_168_L_0							
47 D	15.69	-9.7117E-22	147.2	78.46	147.2	78.46	V-C	5.8296E+04	-9.200	0.000		
1.000	1.000	78.46	0.000	0.000	DI2_165_168_L_0							
48 D	12.00	-1.2646E-21	150.4	80.02	150.4	80.02	V-C	5.8296E+04	-9.400	0.000		
1.000	1.000	80.02	0.000	0.000	DI2_165_168_L_0							
49 D	4.040	-1.4114E-21	152.0	80.80	152.0	80.80	V-C	5.8296E+04	-9.500	0.000		
1.000	1.000	80.80	0.000	0.000	DI2_165_168_L_0							

```
+-------------------------------------------------------------------------------------------------------------------------+
|                   PARATIEPLUS(TM)   NLS ENGINE RELEASE  2018.0    FULL VERSION  *Build date:Nov 13, 2017*              |
|                                                                                                                         |
|                                      NewProject.BaseDesignSection_28.A1M1R1_1183                                        |
|                                    Exe Time : 4 September 2018 18:02:09                                                 |
+-------------------------------------------------------------------------------------------------------------------------+
New Project


S T R E S S   R E S U L T S   F O R   G R O U P   N O.   3

WallElement_33                                                :
ELEMENT TYPE    2 NO.OF ELEMENTS. IN THIS GROUP   48
C U R R E N T   T I M E   I S      1.0000

 WALL2D ELEMENT

   EL      TA          TB          MA          MB
-----------------------------------------------------
    1-2.55725E-17 2.55725E-17 1.16751E-28-5.11450E-18
    2-7.61899E-17 7.61899E-17 5.11450E-18-2.03525E-17
    3-1.26279E-16 1.26279E-16 2.03525E-17-4.56083E-17
    4-1.75839E-16 1.75839E-16 4.56083E-17-8.07761E-17
    5-2.24866E-16 2.24866E-16 8.07761E-17-1.25749E-16
    6-2.73354E-16 2.73354E-16 1.25749E-16-1.80420E-16
    7-3.21296E-16 3.21296E-16 1.80420E-16-2.44679E-16
    8-3.68681E-16 3.68681E-16 2.44679E-16-3.18416E-16
    9-4.15494E-16 4.15494E-16 3.18416E-16-4.01514E-16
   10-4.61717E-16 4.61717E-16 4.01514E-16-4.93858E-16
   11-5.07329E-16 5.07329E-16 4.93858E-16-5.95324E-16
   12-5.52304E-16 5.52304E-16 5.95324E-16-7.05785E-16
   13-5.96612E-16 5.96612E-16 7.05785E-16-8.25107E-16
   14-6.40221E-16 6.40221E-16 8.25107E-16-9.53151E-16
   15-6.83095E-16 6.83095E-16 9.53151E-16-1.08977E-15
   16-7.25192E-16 7.25192E-16 1.08977E-15-1.23481E-15
   17-7.66469E-16 7.66469E-16 1.23481E-15-1.38810E-15
   18-8.06881E-16 8.06881E-16 1.38810E-15-1.54948E-15
   19-8.46378E-16 8.46378E-16 1.54948E-15-1.71875E-15
   20 8.91448E-16-8.91448E-16 1.71875E-15-1.54047E-15
   21 8.53936E-16-8.53936E-16 1.54047E-15-1.36968E-15
   22 8.17497E-16-8.17497E-16 1.36968E-15-1.20618E-15
   23 7.82187E-16-7.82187E-16 1.20618E-15-1.04974E-15
   24 7.48062E-16-7.48062E-16 1.04974E-15-9.00130E-16
   25 7.15179E-16-7.15179E-16 9.00130E-16-7.57094E-16
   26 6.42572E-16-6.42572E-16 7.57094E-16-6.28580E-16
   27 5.73077E-16-5.73077E-16 6.28580E-16-5.13965E-16
   28 5.06821E-16-5.06821E-16 5.13965E-16-4.12600E-16
   29 4.43927E-16-4.43927E-16 4.12600E-16-3.23815E-16
   30 3.84511E-16-3.84511E-16 3.23815E-16-2.46913E-16
   31 3.28685E-16-3.28685E-16 2.46913E-16-1.81176E-16
   32 2.76553E-16-2.76553E-16 1.81176E-16-1.25866E-16
   33 2.28212E-16-2.28212E-16 1.25866E-16-8.02233E-17
   34 1.83751E-16-1.83751E-16 8.02233E-17-4.34731E-17
   35 1.43250E-16-1.43250E-16 4.34731E-17-1.48231E-17
   36 1.06782E-16-1.06782E-16 1.48231E-17 6.53320E-18
   37 7.44104E-17-7.44104E-17-6.53320E-18 2.14153E-17
   38 4.61908E-17-4.61908E-17-2.14153E-17 3.06534E-17
   39 2.21706E-17-2.21706E-17-3.06534E-17 3.50876E-17
   40 2.38976E-18-2.38976E-18-3.50876E-17 3.55655E-17
   41-1.31190E-17 1.31190E-17-3.55655E-17 3.29417E-17
   42-2.43296E-17 2.43296E-17-3.29417E-17 2.80758E-17
   43-3.12221E-17 3.12221E-17-2.80758E-17 2.18314E-17
   44-3.37819E-17 3.37819E-17-2.18314E-17 1.50750E-17
   45-3.19989E-17 3.19989E-17-1.50750E-17 8.67525E-18
   46-2.58668E-17 2.58668E-17-8.67525E-18 3.50188E-18
   47-1.53824E-17 1.53824E-17-3.50188E-18 4.25397E-19
   48-4.25380E-18 4.25380E-18-4.25397E-19-2.77679E-28
```

```
+-------------------------------------------------------------------------------------------------------------------------+
|                   PARATIEPLUS(TM)   NLS ENGINE RELEASE  2018.0    FULL VERSION  *Build date:Nov 13, 2017*              |
|                                                                                                                         |
|                                     NewProject.BaseDesignSection_28.A1M1R1_1183                                         |
|                                  Exe Time : 4 September 2018 18:02:09                                                   |
+-------------------------------------------------------------------------------------------------------------------------+
New Project


S T R E S S    R E S U L T S    F O R    G R O U P    N O.    4

Tieback_175                                                 :
ELEMENT TYPE    6 NO.OF ELEMENTS. IN THIS GROUP    1
C U R R E N T    T I M E    I S      1.0000

 POST-TENSION 2D-BOUNDARY ELEMENT

         EL    FORCE          d0          EDISPL     pl. eps          K     -ve limit   +ve limit
-----------------------------------------------------------------------------------------------------

***** NO ONE ELEMENT ACTIVE AT CURRENT STEP *****

ITER     0 RNORM = 0.000     RMNORM= 0.000
           RINORM= 8277.     RIMNOR=0.4462E-28
           RENORM= 63.85     REMNOR=0.3870E-53 RATIO =0.8783E-01 TOLER =0.1000E-03  NOT CONVERGED
           RFMAX = 15.69     RMMAX =0.1719E-14
           RTSMAL=0.1000E-03 RMSMAL=0.1000E-19
           RDT   = 8277.     RDR   =0.1000E-19
           RATIOT=0.8783E-01 RATIOR= 0.000
           MAX UN= 3.418     IEQ=    11 NODE      6 DOF   1  Y-DISPL.F
           MIN UN=-.4930E-27 IEQ=     8 NODE      4 DOF   2   X-ROT. F
           NO. OF CONTACT CONSTRAINT VIOLATIONS     0


ITER     2 RNORM = 0.000     RMNORM= 0.000
           RINORM= 8277.     RIMNOR=0.4462E-28
           RENORM=0.8357     REMNOR=0.5608E-21 RATIO =0.1005E-01 TOLER =0.1000E-03  NOT CONVERGED
           RFMAX = 15.69     RMMAX =0.1719E-14
           RTSMAL=0.1000E-03 RMSMAL=0.1000E-19
           RDT   = 8277.     RDR   =0.1000E-19
           RATIOT=0.1005E-01 RATIOR= 0.000
           MAX UN=0.6337     IEQ=     1 NODE      1 DOF   1  Y-DISPL.F
           MIN UN=-.7802E-10 IEQ=    23 NODE     12 DOF   1  Y-DISPL.F
           NO. OF CONTACT CONSTRAINT VIOLATIONS     0


ITER     3 RNORM = 0.000     RMNORM= 0.000
           RINORM= 8277.     RIMNOR=0.4462E-28
           RENORM=0.1353E-19 REMNOR=0.1090E-21 RATIO =0.1278E-11 TOLER =0.1000E-03      CONVERGED !
           RFMAX = 15.69     RMMAX =0.1719E-14
           RTSMAL=0.1000E-03 RMSMAL=0.1000E-19
           RDT   = 8277.     RDR   =0.1000E-19
           RATIOT=0.1278E-11 RATIOR= 0.000
           MAX UN=0.4145E-10 IEQ=    39 NODE     20 DOF   1  Y-DISPL.F
           MIN UN=-.4404E-10 IEQ=    37 NODE     19 DOF   1  Y-DISPL.F
           NO. OF CONTACT CONSTRAINT VIOLATIONS     0
```

```
+-------------------------------------------------------------------------------------------------------------------------+
|                   PARATIEPLUS(TM)   NLS ENGINE RELEASE  2018.0    FULL VERSION  *Build date:Nov 13, 2017*              |
|                                                                                                                         |
|                                      NewProject.BaseDesignSection_28.A1M1R1_1183                                        |
|                                   Exe Time : 4 September 2018 18:02:09                                                  |
+-------------------------------------------------------------------------------------------------------------------------+
New Project
SOLUTION REACHED USING     3 ITERATIONS ON   40

P R I N T   O U T   F O R   T I M E   S T E P    2     ( AT TIME   2.000     )

PRINT OUT OF ACTIVE COMPONENTS (FIXED NODES ARE NOT PRINTED OUT)

          Y-DISPL.F        X-ROT. F
            (02)             (04)           (
    1   1.1863987E-04  -2.1563990E-05
    2   1.1432707E-04  -2.1563972E-05
    3   1.1001440E-04  -2.1562129E-05
    4   1.0570276E-04  -2.1552125E-05
    5   1.0139505E-04  -2.1519610E-05
    6   9.7098020E-05  -2.1440579E-05
    7   9.2824061E-05  -2.1282922E-05
    8   8.8591214E-05  -2.1029824E-05
    9   8.4417989E-05  -2.0688864E-05
   10   8.0320682E-05  -2.0272708E-05
   11   7.6313123E-05  -1.9793300E-05
   12   7.2406843E-05  -1.9261664E-05
   13   6.8611272E-05  -1.8687808E-05
   14   6.4933938E-05  -1.8080688E-05
   15   6.1380688E-05  -1.7448193E-05
   16   5.7955898E-05  -1.6797143E-05
   17   5.4662667E-05  -1.6133311E-05
   18   5.1503092E-05  -1.5461452E-05
   19   4.8478371E-05  -1.4785316E-05
   20   4.5589065E-05  -1.4107690E-05
   21   4.2835284E-05  -1.3430439E-05
   22   4.0216814E-05  -1.2754525E-05
   23   3.7733376E-05  -1.2080070E-05
   24   3.5384735E-05  -1.1406378E-05
   25   3.3170872E-05  -1.0731983E-05
   26   3.1092135E-05  -1.0054688E-05
   27   2.9148937E-05  -9.3784216E-06
   28   2.7340064E-05  -8.7128429E-06
   29   2.5662538E-05  -8.0661957E-06
   30   2.4111862E-05  -7.4453958E-06
   31   2.2682277E-05  -6.8561326E-06
   32   2.1367009E-05  -6.3029660E-06
   33   2.0158457E-05  -5.7894047E-06
   34   1.9048436E-05  -5.3180076E-06
   35   1.8028332E-05  -4.8904505E-06
   36   1.7089276E-05  -4.5076007E-06
   37   1.6222307E-05  -4.1695839E-06
   38   1.5418495E-05  -3.8758361E-06
   39   1.4669101E-05  -3.6251652E-06
   40   1.3965676E-05  -3.4157887E-06
   41   1.3300188E-05  -3.2453737E-06
   42   1.2665119E-05  -3.1110688E-06
   43   1.2053576E-05  -3.0095299E-06
   44   1.1459377E-05  -2.9369406E-06
   45   1.0877157E-05  -2.8890274E-06
   46   1.0302439E-05  -2.8610702E-06
   47   9.7317428E-06  -2.8479103E-06
   48   9.1626613E-06  -2.8439538E-06
   49   8.8782680E-06  -2.8437519E-06
```

```
+-------------------------------------------------------------------------------------------------------------------------------+
|                   PARATIEPLUS(TM)   NLS ENGINE RELEASE  2018.0    FULL VERSION  *Build date:Nov 13, 2017*                    |
|                                                                                                                               |
|                                    NewProject.BaseDesignSection_28.A1M1R1_1183                                                |
|                                  Exe Time : 4 September 2018 18:02:09                                                         |
+-------------------------------------------------------------------------------------------------------------------------------+
New Project


S T R E S S   R E S U L T S   F O R   G R O U P   N O.   1

0_L                                                          :
ELEMENT TYPE    5 NO.OF ELEMENTS. IN THIS GROUP   49
C U R R E N T   T I M E   I S     2.0000

 HARDENING 2D SOIL ELEMENT

 ****** TOTAL STRESS FORMULATION *****

  EL *   FORCE     DISPL-Y  VERTICAL-P  HORIZON.-P     MAX-V-P     MAX-H-P           STATE   STIFFNESS Z-LEVEL      PORE
E FACTOR    UFACTOR       Peq           Su_a         Su_p     LAYER
 ------------------------------------------------------------------------------------------------------------------------------
-------------------------------------------------------------------------------------------
   1 D  2.1303E-03 -1.1864E-04  6.3974E-02  2.1303E-02  6.3974E-02   2.154          ACTIVE   0.000       0.000       0.000
1.000       1.000      2.1303E-02    0.000       0.000     DI1_164_167_L_0
   2 D  0.2208     -1.1433E-04   3.315       1.104       3.315       6.104          ACTIVE   0.000     -0.2000       0.000
1.000       1.000       1.104       0.000       0.000     DI1_164_167_L_0
   3 D  0.5596     -1.1001E-04   6.753       2.798       6.753       9.658           UL-RL  6.2354E+04 -0.4000       0.000
1.000       1.000       2.798       0.000       0.000     DI1_164_167_L_0
   4 D  1.209      -1.0570E-04   10.43       6.044       10.43       12.64           UL-RL  6.2354E+04 -0.6000       0.000
1.000       1.000       6.044       0.000       0.000     DI1_164_167_L_0
   5 D  1.749      -1.0140E-04   14.28       8.747       14.28       15.07           UL-RL  6.2354E+04 -0.8000       0.000
1.000       1.000       8.747       0.000       0.000     DI1_164_167_L_0
   6 D  2.207      -9.7098E-05   18.20       11.04       18.20       17.09           UL-RL  6.2354E+04  -1.000       0.000
1.000       1.000       11.04       0.000       0.000     DI1_164_167_L_0
   7 D  2.609      -9.2824E-05   22.12       13.05       22.12       18.83           UL-RL  6.2354E+04  -1.200       0.000
1.000       1.000       13.05       0.000       0.000     DI1_164_167_L_0
   8 D  2.975      -8.8591E-05   26.30       14.88       26.30       20.40           UL-RL  6.2354E+04  -1.400       0.000
1.000       1.000       14.88       0.000       0.000     DI1_164_167_L_0
   9 D  3.319      -8.4418E-05   30.81       16.60       30.81       21.86           UL-RL  6.2354E+04  -1.600       0.000
1.000       1.000       16.60       0.000       0.000     DI1_164_167_L_0
  10 D  3.650      -8.0321E-05   34.86       18.25       34.86       23.26           UL-RL  6.2354E+04  -1.800       0.000
1.000       1.000       18.25       0.000       0.000     DI1_164_167_L_0
  11 D  3.974      -7.6313E-05   38.99       19.87       38.99       24.63           UL-RL  6.2354E+04  -2.000       0.000
1.000       1.000       19.87       0.000       0.000     DI1_164_167_L_0
  12 D  4.294      -7.2407E-05   42.97       21.47       42.97       25.99           UL-RL  6.2354E+04  -2.200       0.000
1.000       1.000       21.47       0.000       0.000     DI1_164_167_L_0
  13 D  4.612      -6.8611E-05   46.69       23.06       46.69       27.34           UL-RL  6.2354E+04  -2.400       0.000
1.000       1.000       23.06       0.000       0.000     DI1_164_167_L_0
  14 D  4.930      -6.4934E-05   50.50       24.65       50.50       28.70           UL-RL  6.2354E+04  -2.600       0.000
1.000       1.000       24.65       0.000       0.000     DI1_164_167_L_0
  15 D  5.249      -6.1381E-05   54.24       26.24       54.24       30.07           UL-RL  6.2354E+04  -2.800       0.000
1.000       1.000       26.24       0.000       0.000     DI1_164_167_L_0
  16 D  5.569      -5.7956E-05   57.92       27.84       57.92       31.46           UL-RL  6.2354E+04  -3.000       0.000
1.000       1.000       27.84       0.000       0.000     DI1_164_167_L_0
  17 D  5.889      -5.4663E-05   61.43       29.45       61.43       32.85           UL-RL  6.2354E+04  -3.200       0.000
1.000       1.000       29.45       0.000       0.000     DI1_164_167_L_0
  18 D  6.211      -5.1503E-05   65.03       31.06       65.03       34.27           UL-RL  6.2354E+04  -3.400       0.000
1.000       1.000       31.06       0.000       0.000     DI1_164_167_L_0
  19 D  6.534      -4.8478E-05   68.60       32.67       68.60       35.69           UL-RL  6.2354E+04  -3.600       0.000
1.000       1.000       32.67       0.000       0.000     DI1_164_167_L_0
  20 D  6.858      -4.5589E-05   72.14       34.29       72.14       37.14           UL-RL  6.2354E+04  -3.800       0.000
1.000       1.000       34.29       0.000       0.000     DI1_164_167_L_0
  21 D  7.184      -4.2835E-05   75.55       35.92       75.55       38.59           UL-RL  6.2354E+04  -4.000       0.000
1.000       1.000       35.92       0.000       0.000     DI1_164_167_L_0
  22 D  7.509      -4.0217E-05   79.05       37.55       79.05       40.05           UL-RL  6.2354E+04  -4.200       0.000
1.000       1.000       37.55       0.000       0.000     DI1_164_167_L_0
  23 D  7.836      -3.7733E-05   82.52       39.18       82.52       41.53           UL-RL  6.2354E+04  -4.400       0.000
1.000       1.000       39.18       0.000       0.000     DI1_164_167_L_0
  24 D  8.162      -3.5385E-05   85.63       40.81       85.63       43.02           UL-RL  6.2354E+04  -4.600       0.000
1.000       1.000       40.81       0.000       0.000     DI1_164_167_L_0
```

```
  25 D   8.489     -3.3171E-05   88.58       42.44       88.58       44.51          UL-RL  6.2354E+04  -4.800       0.000
1.000       1.000       42.44       0.000       0.000     DI1_164_167_L_0
  26 D   8.269     -3.1092E-05   91.54       41.34       91.54       46.02          UL-RL  1.5029E+05  -5.000       0.000
1.000       1.000       41.34       0.000       0.000     DI2_165_168_L_0
  27 D   8.629     -2.9149E-05   94.52       43.15       94.52       47.53          UL-RL  1.5029E+05  -5.200       0.000
1.000       1.000       43.15       0.000       0.000     DI2_165_168_L_0
  28 D   8.987     -2.7340E-05   97.51       44.94       97.51       49.05          UL-RL  1.5029E+05  -5.400       0.000
1.000       1.000       44.94       0.000       0.000     DI2_165_168_L_0
  29 D   9.342     -2.5663E-05   100.5       46.71       100.5       50.57          UL-RL  1.5029E+05  -5.600       0.000
1.000       1.000       46.71       0.000       0.000     DI2_165_168_L_0
  30 D   9.695     -2.4112E-05   103.5       48.47       103.5       52.10          UL-RL  1.5029E+05  -5.800       0.000
1.000       1.000       48.47       0.000       0.000     DI2_165_168_L_0
  31 D   10.04     -2.2682E-05   106.6       50.22       106.6       53.63          UL-RL  1.5029E+05  -6.000       0.000
1.000       1.000       50.22       0.000       0.000     DI2_165_168_L_0
  32 D   10.39     -2.1367E-05   109.6       51.96       109.6       55.17          UL-RL  1.5029E+05  -6.200       0.000
1.000       1.000       51.96       0.000       0.000     DI2_165_168_L_0
  33 D   10.74     -2.0158E-05   112.7       53.68       112.7       56.71          UL-RL  1.5029E+05  -6.400       0.000
1.000       1.000       53.68       0.000       0.000     DI2_165_168_L_0
  34 D   11.08     -1.9048E-05   115.7       55.39       115.7       58.25          UL-RL  1.5029E+05  -6.600       0.000
1.000       1.000       55.39       0.000       0.000     DI2_165_168_L_0
  35 D   11.42     -1.8028E-05   118.8       57.09       118.8       59.80          UL-RL  1.5029E+05  -6.800       0.000
1.000       1.000       57.09       0.000       0.000     DI2_165_168_L_0
  36 D   11.76     -1.7089E-05   121.9       58.78       121.9       61.35          UL-RL  1.5029E+05  -7.000       0.000
1.000       1.000       58.78       0.000       0.000     DI2_165_168_L_0
  37 D   12.09     -1.6222E-05   125.0       60.46       125.0       62.90          UL-RL  1.5029E+05  -7.200       0.000
1.000       1.000       60.46       0.000       0.000     DI2_165_168_L_0
  38 D   12.43     -1.5418E-05   128.1       62.13       128.1       64.45          UL-RL  1.5029E+05  -7.400       0.000
1.000       1.000       62.13       0.000       0.000     DI2_165_168_L_0
  39 D   12.76     -1.4669E-05   131.2       63.80       131.2       66.00          UL-RL  1.5029E+05  -7.600       0.000
1.000       1.000       63.80       0.000       0.000     DI2_165_168_L_0
  40 D   13.09     -1.3966E-05   134.3       65.46       134.3       67.56          UL-RL  1.5029E+05  -7.800       0.000
1.000       1.000       65.46       0.000       0.000     DI2_165_168_L_0
  41 D   13.42     -1.3300E-05   137.4       67.12       137.4       69.11          UL-RL  1.5029E+05  -8.000       0.000
1.000       1.000       67.12       0.000       0.000     DI2_165_168_L_0
  42 D   13.75     -1.2665E-05   140.5       68.77       140.5       70.67          UL-RL  1.5029E+05  -8.200       0.000
1.000       1.000       68.77       0.000       0.000     DI2_165_168_L_0
  43 D   14.08     -1.2054E-05   143.6       70.42       143.6       72.23          UL-RL  1.5029E+05  -8.400       0.000
1.000       1.000       70.42       0.000       0.000     DI2_165_168_L_0
  44 D   14.41     -1.1459E-05   146.7       72.06       146.7       73.79          UL-RL  1.5029E+05  -8.600       0.000
1.000       1.000       72.06       0.000       0.000     DI2_165_168_L_0
  45 D   14.74     -1.0877E-05   149.9       73.71       149.9       75.35          UL-RL  1.5029E+05  -8.800       0.000
1.000       1.000       73.71       0.000       0.000     DI2_165_168_L_0
  46 D   15.07     -1.0302E-05   153.0       75.36       153.0       76.90          UL-RL  1.5029E+05  -9.000       0.000
1.000       1.000       75.36       0.000       0.000     DI2_165_168_L_0
  47 D   15.40     -9.7317E-06   156.1       77.00       156.1       78.46          UL-RL  1.5029E+05  -9.200       0.000
1.000       1.000       77.00       0.000       0.000     DI2_165_168_L_0
  48 D   11.80     -9.1627E-06   159.3       78.65       159.3       80.02          UL-RL  1.5029E+05  -9.400       0.000
1.000       1.000       78.65       0.000       0.000     DI2_165_168_L_0
  49 D   3.973     -8.8783E-06   160.9       79.47       160.9       80.80          UL-RL  1.5029E+05  -9.500       0.000
1.000       1.000       79.47       0.000       0.000     DI2_165_168_L_0
```

```
+-------------------------------------------------------------------------------------------------------------------------------+
|                   PARATIEPLUS(TM)   NLS ENGINE RELEASE  2018.0    FULL VERSION  *Build date:Nov 13, 2017*                    |
|                                                                                                                               |
|                                    NewProject.BaseDesignSection_28.A1M1R1_1183                                                |
|                                  Exe Time : 4 September 2018 18:02:09                                                         |
+-------------------------------------------------------------------------------------------------------------------------------+
New Project


S T R E S S   R E S U L T S   F O R   G R O U P   N O.   2

0_R                                                              :
ELEMENT TYPE    5 NO.OF ELEMENTS. IN THIS GROUP   49
C U R R E N T   T I M E   I S      2.0000

 HARDENING 2D SOIL ELEMENT

 ****** TOTAL STRESS FORMULATION *****

  EL *   FORCE     DISPL-Y  VERTICAL-P  HORIZON.-P     MAX-V-P     MAX-H-P           STATE   STIFFNESS Z-LEVEL      PORE
E FACTOR    UFACTOR       Peq          Su_a         Su_p     LAYER
 ------------------------------------------------------------------------------------------------------------------------------
-------------------------------------------------------------------------------------------
   1     0.000         --          --          --          --          --          REMOVED     --        0.000       0.000
1.000       1.000       0.000       0.000       0.000     not available
   2     0.000         --          --          --          --          --          REMOVED     --       -0.2000      0.000
1.000       1.000       0.000       0.000       0.000     not available
   3     0.000         --          --          --          --          --          REMOVED     --       -0.4000      0.000
1.000       1.000       0.000       0.000       0.000     not available
   4     0.000         --          --          --          --          --          REMOVED     --       -0.6000      0.000
1.000       1.000       0.000       0.000       0.000     not available
   5     0.000         --          --          --          --          --          REMOVED     --       -0.8000      0.000
1.000       1.000       0.000       0.000       0.000     not available
   6 D   0.000      9.7098E-05   0.000       0.000       16.00       17.09         PASSIVE   0.000      -1.000       0.000
1.000       1.000       0.000       0.000       0.000     DI1_164_167_L_0
   7 D   2.744      9.2824E-05   3.200       13.72       19.20       18.83         PASSIVE   0.000      -1.200       0.000
1.000       1.000       13.72       0.000       0.000     DI1_164_167_L_0
   8 D   3.774      8.8591E-05   6.400       18.87       22.40       20.40           UL-RL  4.1569E+04  -1.400       0.000
1.000       1.000       18.87       0.000       0.000     DI1_164_167_L_0
   9 D   4.082      8.4418E-05   9.600       20.41       25.60       21.86           UL-RL  4.1569E+04  -1.600       0.000
1.000       1.000       20.41       0.000       0.000     DI1_164_167_L_0
  10 D   4.360      8.0321E-05   12.80       21.80       28.80       23.26           UL-RL  4.1569E+04  -1.800       0.000
1.000       1.000       21.80       0.000       0.000     DI1_164_167_L_0
  11 D   4.623      7.6313E-05   16.00       23.12       32.00       24.63           UL-RL  4.1569E+04  -2.000       0.000
1.000       1.000       23.12       0.000       0.000     DI1_164_167_L_0
  12 D   4.879      7.2407E-05   19.20       24.39       35.20       25.99           UL-RL  4.1569E+04  -2.200       0.000
1.000       1.000       24.39       0.000       0.000     DI1_164_167_L_0
  13 D   5.131      6.8611E-05   22.40       25.66       38.40       27.34           UL-RL  4.1569E+04  -2.400       0.000
1.000       1.000       25.66       0.000       0.000     DI1_164_167_L_0
  14 D   5.383      6.4934E-05   25.60       26.92       41.60       28.70           UL-RL  4.1569E+04  -2.600       0.000
1.000       1.000       26.92       0.000       0.000     DI1_164_167_L_0
  15 D   5.637      6.1381E-05   28.80       28.18       44.80       30.07           UL-RL  4.1569E+04  -2.800       0.000
1.000       1.000       28.18       0.000       0.000     DI1_164_167_L_0
  16 D   5.892      5.7956E-05   32.00       29.46       48.00       31.46           UL-RL  4.1569E+04  -3.000       0.000
1.000       1.000       29.46       0.000       0.000     DI1_164_167_L_0
  17 D   6.151      5.4663E-05   35.20       30.75       51.20       32.85           UL-RL  4.1569E+04  -3.200       0.000
1.000       1.000       30.75       0.000       0.000     DI1_164_167_L_0
  18 D   6.412      5.1503E-05   38.40       32.06       54.40       34.27           UL-RL  4.1569E+04  -3.400       0.000
1.000       1.000       32.06       0.000       0.000     DI1_164_167_L_0
  19 D   6.677      4.8478E-05   41.60       33.38       57.60       35.69           UL-RL  4.1569E+04  -3.600       0.000
1.000       1.000       33.38       0.000       0.000     DI1_164_167_L_0
  20 D   6.945      4.5589E-05   44.80       34.73       60.80       37.14           UL-RL  4.1569E+04  -3.800       0.000
1.000       1.000       34.73       0.000       0.000     DI1_164_167_L_0
  21 D   7.216      4.2835E-05   48.00       36.08       64.00       38.59           UL-RL  4.1569E+04  -4.000       0.000
1.000       1.000       36.08       0.000       0.000     DI1_164_167_L_0
  22 D   7.491      4.0217E-05   51.20       37.45       67.20       40.05           UL-RL  4.1569E+04  -4.200       0.000
1.000       1.000       37.45       0.000       0.000     DI1_164_167_L_0
  23 D   7.768      3.7733E-05   54.40       38.84       70.40       41.53           UL-RL  4.1569E+04  -4.400       0.000
1.000       1.000       38.84       0.000       0.000     DI1_164_167_L_0
  24 D   8.049      3.5385E-05   57.60       40.24       73.60       43.02           UL-RL  4.1569E+04  -4.600       0.000
1.000       1.000       40.24       0.000       0.000     DI1_164_167_L_0
```

25 D	8.332	3.3171E-05	60.80	41.66	76.80	44.51	UL-RL	4.1569E+04	-4.800	0.000	
1.000	1.000	41.66	0.000	0.000	DI1_164_167_L_0						
26 D	8.910	3.1092E-05	64.00	44.55	80.00	46.02	UL-RL	8.8610E+04	-5.000	0.000	
1.000	1.000	44.55	0.000	0.000	DI2_165_168_L_0						
27 D	9.179	2.9149E-05	67.20	45.90	83.20	47.53	UL-RL	8.8610E+04	-5.200	0.000	
1.000	1.000	45.90	0.000	0.000	DI2_165_168_L_0						
28 D	9.453	2.7340E-05	70.40	47.26	86.40	49.05	UL-RL	8.8610E+04	-5.400	0.000	
1.000	1.000	47.26	0.000	0.000	DI2_165_168_L_0						
29 D	9.729	2.5663E-05	73.60	48.65	89.60	50.57	UL-RL	8.8610E+04	-5.600	0.000	
1.000	1.000	48.65	0.000	0.000	DI2_165_168_L_0						
30 D	10.01	2.4112E-05	76.80	50.05	92.80	52.10	UL-RL	8.8610E+04	-5.800	0.000	
1.000	1.000	50.05	0.000	0.000	DI2_165_168_L_0						
31 D	10.29	2.2682E-05	80.00	51.46	96.00	53.63	UL-RL	8.8610E+04	-6.000	0.000	
1.000	1.000	51.46	0.000	0.000	DI2_165_168_L_0						
32 D	10.58	2.1367E-05	83.20	52.89	99.20	55.17	UL-RL	8.8610E+04	-6.200	0.000	
1.000	1.000	52.89	0.000	0.000	DI2_165_168_L_0						
33 D	10.87	2.0158E-05	86.40	54.33	102.4	56.71	UL-RL	8.8610E+04	-6.400	0.000	
1.000	1.000	54.33	0.000	0.000	DI2_165_168_L_0						
34 D	11.16	1.9048E-05	89.60	55.78	105.6	58.25	UL-RL	8.8610E+04	-6.600	0.000	
1.000	1.000	55.78	0.000	0.000	DI2_165_168_L_0						
35 D	11.45	1.8028E-05	92.80	57.24	108.8	59.80	UL-RL	8.8610E+04	-6.800	0.000	
1.000	1.000	57.24	0.000	0.000	DI2_165_168_L_0						
36 D	11.74	1.7089E-05	96.00	58.71	112.0	61.35	UL-RL	8.8610E+04	-7.000	0.000	
1.000	1.000	58.71	0.000	0.000	DI2_165_168_L_0						
37 D	12.04	1.6222E-05	99.20	60.19	115.2	62.90	UL-RL	8.8610E+04	-7.200	0.000	
1.000	1.000	60.19	0.000	0.000	DI2_165_168_L_0						
38 D	12.33	1.5418E-05	102.4	61.67	118.4	64.45	UL-RL	8.8610E+04	-7.400	0.000	
1.000	1.000	61.67	0.000	0.000	DI2_165_168_L_0						
39 D	12.63	1.4669E-05	105.6	63.16	121.6	66.00	UL-RL	8.8610E+04	-7.600	0.000	
1.000	1.000	63.16	0.000	0.000	DI2_165_168_L_0						
40 D	12.93	1.3966E-05	108.8	64.66	124.8	67.56	UL-RL	8.8610E+04	-7.800	0.000	
1.000	1.000	64.66	0.000	0.000	DI2_165_168_L_0						
41 D	13.23	1.3300E-05	112.0	66.16	128.0	69.11	UL-RL	8.8610E+04	-8.000	0.000	
1.000	1.000	66.16	0.000	0.000	DI2_165_168_L_0						
42 D	13.53	1.2665E-05	115.2	67.66	131.2	70.67	UL-RL	8.8610E+04	-8.200	0.000	
1.000	1.000	67.66	0.000	0.000	DI2_165_168_L_0						
43 D	13.83	1.2054E-05	118.4	69.17	134.4	72.23	UL-RL	8.8610E+04	-8.400	0.000	
1.000	1.000	69.17	0.000	0.000	DI2_165_168_L_0						
44 D	14.14	1.1459E-05	121.6	70.68	137.6	73.79	UL-RL	8.8610E+04	-8.600	0.000	
1.000	1.000	70.68	0.000	0.000	DI2_165_168_L_0						
45 D	14.44	1.0877E-05	124.8	72.19	140.8	75.35	UL-RL	8.8610E+04	-8.800	0.000	
1.000	1.000	72.19	0.000	0.000	DI2_165_168_L_0						
46 D	14.74	1.0302E-05	128.0	73.70	144.0	76.90	UL-RL	8.8610E+04	-9.000	0.000	
1.000	1.000	73.70	0.000	0.000	DI2_165_168_L_0						
47 D	15.04	9.7317E-06	131.2	75.21	147.2	78.46	UL-RL	8.8610E+04	-9.200	0.000	
1.000	1.000	75.21	0.000	0.000	DI2_165_168_L_0						
48 D	11.51	9.1627E-06	134.4	76.72	150.4	80.02	UL-RL	8.8610E+04	-9.400	0.000	
1.000	1.000	76.72	0.000	0.000	DI2_165_168_L_0						
49 D	3.874	8.8783E-06	136.0	77.48	152.0	80.80	UL-RL	8.8610E+04	-9.500	0.000	
1.000	1.000	77.48	0.000	0.000	DI2_165_168_L_0						

```
+-----------------------------------------------------------------------------------------------------------------------+
|                  PARATIEPLUS(TM)   NLS ENGINE RELEASE  2018.0    FULL VERSION  *Build date:Nov 13, 2017*              |
|                                                                                                                       |
|                                    NewProject.BaseDesignSection_28.A1M1R1_1183                                        |
|                                 Exe Time : 4 September 2018 18:02:09                                                  |
+-----------------------------------------------------------------------------------------------------------------------+
New Project


S T R E S S   R E S U L T S   F O R   G R O U P   N O.   3

WallElement_33                                                  :
ELEMENT TYPE    2 NO.OF ELEMENTS. IN THIS GROUP   48
C U R R E N T   T I M E   I S     2.0000

 WALL2D ELEMENT

   EL      TA          TB          MA          MB
-----------------------------------------------------
    1 2.13033E-03-2.13033E-03 8.95284E-13 4.26066E-04
    2 0.22293    -0.22293    -4.26066E-04 4.50127E-02
    3 0.78258    -0.78258    -4.50127E-02 0.20153
    4  1.9914     -1.9914    -0.20153     0.59981
    5  3.7407     -3.7407    -0.59981      1.3480
    6  5.9480     -5.9480     -1.3480      2.5376
    7  5.8128     -5.8128     -2.5376      3.7001
    8  5.0142     -5.0142     -3.7001      4.7029
    9  4.2519     -4.2519     -4.7029      5.5533
   10  3.5424     -3.5424     -5.5533      6.2618
   11  2.8936     -2.8936     -6.2618      6.8405
   12  2.3089     -2.3089     -6.8405      7.3023
   13  1.7900     -1.7900     -7.3023      7.6603
   14  1.3370     -1.3370     -7.6603      7.9277
   15 0.94926    -0.94926     -7.9277      8.1176
   16 0.62548    -0.62548     -8.1176      8.2427
   17 0.36406    -0.36406     -8.2427      8.3155
   18 0.16308    -0.16308     -8.3155      8.3481
   19 2.04135E-02-2.04135E-02 -8.3481      8.3522
   20-6.61795E-02 6.61795E-02 -8.3522      8.3389
   21-9.90568E-02 9.90568E-02 -8.3389      8.3191
   22-8.06444E-02 8.06444E-02 -8.3191      8.3030
   23-1.34234E-02 1.34234E-02 -8.3030      8.3003
   24 0.10008    -0.10008     -8.3003      8.3203
   25 0.25731    -0.25731     -8.3203      8.3718
   26-0.38368     0.38368     -8.3718      8.2951
   27-0.93374     0.93374     -8.2951      8.1083
   28 -1.3991      1.3991     -8.1083      7.8285
   29 -1.7860      1.7860     -7.8285      7.4713
   30 -2.1002      2.1002     -7.4713      7.0513
   31 -2.3475      2.3475     -7.0513      6.5818
   32 -2.5333      2.5333     -6.5818      6.0751
   33 -2.6625      2.6625     -6.0751      5.5426
   34 -2.7398      2.7398     -5.5426      4.9947
   35 -2.7694      2.7694     -4.9947      4.4408
   36 -2.7551      2.7551     -4.4408      3.8898
   37 -2.7003      2.7003     -3.8898      3.3497
   38 -2.6079      2.6079     -3.3497      2.8281
   39 -2.4806      2.4806     -2.8281      2.3320
   40 -2.3205      2.3205     -2.3320      1.8679
   41 -2.1293      2.1293     -1.8679      1.4421
   42 -1.9084      1.9084     -1.4421      1.0604
   43 -1.6590      1.6590     -1.0604     0.72860
   44 -1.3818      1.3818    -0.72860     0.45224
   45 -1.0774      1.0774    -0.45224     0.23677
   46-0.74606     0.74606    -0.23677     8.75582E-02
   47-0.38803     0.38803    -8.75582E-02 9.95134E-03
   48-9.95094E-02 9.95094E-02-9.95134E-03-1.03029E-13
```

```
+-------------------------------------------------------------------------------------------------------------------------+
|                   PARATIEPLUS(TM)   NLS ENGINE RELEASE  2018.0    FULL VERSION  *Build date:Nov 13, 2017*              |
|                                                                                                                         |
|                                     NewProject.BaseDesignSection_28.A1M1R1_1183                                         |
|                                  Exe Time : 4 September 2018 18:02:09                                                   |
+-------------------------------------------------------------------------------------------------------------------------+
New Project


S T R E S S   R E S U L T S   F O R   G R O U P   N O.   4

Tieback_175                                                :
ELEMENT TYPE    6 NO.OF ELEMENTS. IN THIS GROUP    1
C U R R E N T   T I M E   I S      2.0000

 POST-TENSION 2D-BOUNDARY ELEMENT

         EL    FORCE          d0          EDISPL     pl. eps          K     -ve limit   +ve limit
-----------------------------------------------------------------------------------------------------

***** NO ONE ELEMENT ACTIVE AT CURRENT STEP *****

ITER     0 RNORM = 0.000     RMNORM= 0.000
           RINORM=0.2297E+05 RIMNOR= 3198.
           RENORM=0.1439E+05 REMNOR=0.1090E-21 RATIO =0.7913     TOLER =0.1000E-03  NOT CONVERGED
           RFMAX = 119.9     RMMAX = 8.372
           RTSMAL=0.1000E-02 RMSMAL=0.1000E-04
           RDT   =0.2297E+05 RDR   = 3198.
           RATIOT=0.7913     RATIOR= 0.000
           MAX UN=0.4145E-10 IEQ=    39 NODE     20 DOF   1  Y-DISPL.F
           MIN UN=-119.9     IEQ=     1 NODE      1 DOF   1  Y-DISPL.F
           NO. OF CONTACT CONSTRAINT VIOLATIONS     0


ITER     2 RNORM = 0.000     RMNORM= 0.000
           RINORM=0.2297E+05 RIMNOR= 3198.
           RENORM= 169.7     REMNOR=0.1422E-19 RATIO =0.8594E-01 TOLER =0.1000E-03  NOT CONVERGED
           RFMAX = 119.9     RMMAX = 8.372
           RTSMAL=0.1000E-02 RMSMAL=0.1000E-04
           RDT   =0.2297E+05 RDR   = 3198.
           RATIOT=0.8594E-01 RATIOR= 0.000
           MAX UN=0.5978E-01 IEQ=    75 NODE     38 DOF   1  Y-DISPL.F
           MIN UN=-7.241     IEQ=     3 NODE      2 DOF   1  Y-DISPL.F
           NO. OF CONTACT CONSTRAINT VIOLATIONS     0


ITER     3 RNORM = 0.000     RMNORM= 0.000
           RINORM=0.2297E+05 RIMNOR= 3198.
           RENORM= 12.61     REMNOR=0.8418E-20 RATIO =0.2343E-01 TOLER =0.1000E-03  NOT CONVERGED
           RFMAX = 119.9     RMMAX = 8.372
           RTSMAL=0.1000E-02 RMSMAL=0.1000E-04
           RDT   =0.2297E+05 RDR   = 3198.
           RATIOT=0.2343E-01 RATIOR= 0.000
           MAX UN=0.3216E-01 IEQ=    63 NODE     32 DOF   1  Y-DISPL.F
           MIN UN=-2.774     IEQ=     5 NODE      3 DOF   1  Y-DISPL.F
           NO. OF CONTACT CONSTRAINT VIOLATIONS     0


ITER     4 RNORM = 0.000     RMNORM= 0.000
           RINORM=0.2297E+05 RIMNOR= 3198.
           RENORM=0.1546E-02 REMNOR=0.5449E-20 RATIO =0.2594E-03 TOLER =0.1000E-03  NOT CONVERGED
           RFMAX = 119.9     RMMAX = 8.372
           RTSMAL=0.1000E-02 RMSMAL=0.1000E-04
           RDT   =0.2297E+05 RDR   = 3198.
           RATIOT=0.2594E-03 RATIOR= 0.000
           MAX UN=0.6085E-02 IEQ=    67 NODE     34 DOF   1  Y-DISPL.F
           MIN UN=-.3882E-01 IEQ=    55 NODE     28 DOF   1  Y-DISPL.F
           NO. OF CONTACT CONSTRAINT VIOLATIONS     0


ITER     5 RNORM = 0.000     RMNORM= 0.000
```

```
RINORM=0.2297E+05 RIMNOR= 3198.
RENORM=0.8542E-07 REMNOR=0.7345E-20 RATIO =0.1928E-05 TOLER =0.1000E-03      CONVERGED !
RFMAX = 119.9     RMMAX = 8.372
RTSMAL=0.1000E-02 RMSMAL=0.1000E-04
RDT   =0.2297E+05 RDR   = 3198.
RATIOT=0.1928E-05 RATIOR= 0.000
MAX UN=0.1588E-03 IEQ=    71 NODE     36 DOF   1  Y-DISPL.F
MIN UN=-.9517E-09 IEQ=     7 NODE      4 DOF   1  Y-DISPL.F
NO. OF CONTACT CONSTRAINT VIOLATIONS     0
```

```
+-------------------------------------------------------------------------------------------------------------------------+
|                   PARATIEPLUS(TM)   NLS ENGINE RELEASE  2018.0    FULL VERSION  *Build date:Nov 13, 2017*              |
|                                                                                                                         |
|                                      NewProject.BaseDesignSection_28.A1M1R1_1183                                        |
|                                   Exe Time : 4 September 2018 18:02:09                                                  |
+-------------------------------------------------------------------------------------------------------------------------+
New Project
SOLUTION REACHED USING     5 ITERATIONS ON   40

P R I N T   O U T   F O R   T I M E   S T E P    3     ( AT TIME   3.000     )

PRINT OUT OF ACTIVE COMPONENTS (FIXED NODES ARE NOT PRINTED OUT)

          Y-DISPL.F        X-ROT. F
            (02)             (04)           (
    1  -1.2761315E-03   3.6907991E-04
    2  -1.2023804E-03   3.6810683E-04
    3  -1.1290165E-03   3.6521745E-04
    4  -1.0564151E-03   3.6050242E-04
    5  -9.8492740E-04   3.5410990E-04
    6  -9.1487140E-04   3.4621395E-04
    7  -8.4653056E-04   3.3698695E-04
    8  -7.8015416E-04   3.2659687E-04
    9  -7.1595859E-04   3.1520510E-04
   10  -6.5412860E-04   3.0296621E-04
   11  -5.9481873E-04   2.9002799E-04
   12  -5.3815462E-04   2.7653159E-04
   13  -4.8423432E-04   2.6261181E-04
   14  -4.3312954E-04   2.4839737E-04
   15  -3.8488681E-04   2.3401131E-04
   16  -3.3952861E-04   2.1957129E-04
   17  -2.9705442E-04   2.0518629E-04
   18  -2.5744371E-04   1.9095391E-04
   19  -2.2065691E-04   1.7696072E-04
   20  -1.8663837E-04   1.6328329E-04
   21  -1.5531821E-04   1.4998894E-04
   22  -1.2661351E-04   1.3713617E-04
   23  -1.0043091E-04   1.2477580E-04
   24  -7.6667462E-05   1.1295136E-04
   25  -5.5212178E-05   1.0169978E-04
   26  -3.5947293E-05   9.1052069E-05
   27  -1.8749068E-05   8.1039871E-05
   28  -3.4870786E-06   7.1692980E-05
   29   9.9738314E-06   6.3031698E-05
   30   2.1772028E-05   5.5066828E-05
   31   3.2047077E-05   4.7799669E-05
   32   4.0937883E-05   4.1222972E-05
   33   4.8581268E-05   3.5322000E-05
   34   5.5110341E-05   3.0075893E-05
   35   6.0653551E-05   2.5458669E-05
   36   6.5333725E-05   2.1440191E-05
   37   6.9267285E-05   1.7986867E-05
   38   7.2563692E-05   1.5062153E-05
   39   7.5324793E-05   1.2627138E-05
   40   7.7644463E-05   1.0640860E-05
   41   7.9608209E-05   9.0606559E-06
   42   8.1292857E-05   7.8424216E-06
   43   8.2766287E-05   6.9408298E-06
   44   8.4087206E-05   6.3094918E-06
   45   8.5304940E-05   5.9010810E-06
   46   8.6459281E-05   5.6674117E-06
   47   8.7580289E-05   5.5595070E-06
   48   8.8688152E-05   5.5276224E-06
   49   8.9240830E-05   5.5260211E-06
```

```
+-------------------------------------------------------------------------------------------------------------------------------+
|                   PARATIEPLUS(TM)   NLS ENGINE RELEASE  2018.0    FULL VERSION  *Build date:Nov 13, 2017*                    |
|                                                                                                                               |
|                                    NewProject.BaseDesignSection_28.A1M1R1_1183                                                |
|                                  Exe Time : 4 September 2018 18:02:09                                                         |
+-------------------------------------------------------------------------------------------------------------------------------+
New Project


S T R E S S   R E S U L T S   F O R   G R O U P   N O.   1

0_L                                                          :
ELEMENT TYPE    5 NO.OF ELEMENTS. IN THIS GROUP   49
C U R R E N T   T I M E   I S      3.0000

 HARDENING 2D SOIL ELEMENT

 ****** TOTAL STRESS FORMULATION *****

  EL *   FORCE     DISPL-Y  VERTICAL-P  HORIZON.-P     MAX-V-P     MAX-H-P           STATE   STIFFNESS Z-LEVEL      PORE
E FACTOR    UFACTOR       Peq          Su_a         Su_p     LAYER
 ------------------------------------------------------------------------------------------------------------------------------
-------------------------------------------------------------------------------------------
   1 D  3.5493E-02  1.2761E-03  6.3974E-02  0.3549      6.3974E-02   2.154         PASSIVE   0.000       0.000       0.000
1.000       1.000      0.3549       0.000       0.000     DI1_164_167_L_0
   2 D   3.679      1.2024E-03   3.315       18.39       3.315       18.39         PASSIVE   0.000     -0.2000       0.000
1.000       1.000       18.39       0.000       0.000     DI1_164_167_L_0
   3 D   7.494      1.1290E-03   6.753       37.47       6.753       37.47         PASSIVE   0.000     -0.4000       0.000
1.000       1.000       37.47       0.000       0.000     DI1_164_167_L_0
   4 D   10.76      1.0564E-03   10.43       53.80       10.43       53.80           V-C  3.8971E+04 -0.6000       0.000
1.000       1.000       53.80       0.000       0.000     DI1_164_167_L_0
   5 D   10.69      9.8493E-04   14.28       53.45       14.28       53.45           V-C  3.8971E+04 -0.8000       0.000
1.000       1.000       53.45       0.000       0.000     DI1_164_167_L_0
   6 D   10.55      9.1487E-04   18.20       52.74       18.20       52.74           V-C  3.8971E+04  -1.000       0.000
1.000       1.000       52.74       0.000       0.000     DI1_164_167_L_0
   7 D   10.36      8.4653E-04   22.12       51.82       22.12       51.82           V-C  3.8971E+04  -1.200       0.000
1.000       1.000       51.82       0.000       0.000     DI1_164_167_L_0
   8 D   10.16      7.8015E-04   26.30       50.80       26.30       50.80           V-C  3.8971E+04  -1.400       0.000
1.000       1.000       50.80       0.000       0.000     DI1_164_167_L_0
   9 D   9.952      7.1596E-04   30.81       49.76       30.81       49.76           V-C  3.8971E+04  -1.600       0.000
1.000       1.000       49.76       0.000       0.000     DI1_164_167_L_0
  10 D   9.751      6.5413E-04   34.86       48.75       34.86       48.75           V-C  3.8971E+04  -1.800       0.000
1.000       1.000       48.75       0.000       0.000     DI1_164_167_L_0
  11 D   9.562      5.9482E-04   38.99       47.81       38.99       47.81           V-C  3.8971E+04  -2.000       0.000
1.000       1.000       47.81       0.000       0.000     DI1_164_167_L_0
  12 D   9.392      5.3815E-04   42.97       46.96       42.97       46.96           V-C  3.8971E+04  -2.200       0.000
1.000       1.000       46.96       0.000       0.000     DI1_164_167_L_0
  13 D   9.242      4.8423E-04   46.69       46.21       46.69       46.21           V-C  3.8971E+04  -2.400       0.000
1.000       1.000       46.21       0.000       0.000     DI1_164_167_L_0
  14 D   9.116      4.3313E-04   50.50       45.58       50.50       45.58           V-C  3.8971E+04  -2.600       0.000
1.000       1.000       45.58       0.000       0.000     DI1_164_167_L_0
  15 D   9.014      3.8489E-04   54.24       45.07       54.24       45.07           V-C  3.8971E+04  -2.800       0.000
1.000       1.000       45.07       0.000       0.000     DI1_164_167_L_0
  16 D   8.938      3.3953E-04   57.92       44.69       57.92       44.69           V-C  3.8971E+04  -3.000       0.000
1.000       1.000       44.69       0.000       0.000     DI1_164_167_L_0
  17 D   8.886      2.9705E-04   61.43       44.43       61.43       44.43           V-C  3.8971E+04  -3.200       0.000
1.000       1.000       44.43       0.000       0.000     DI1_164_167_L_0
  18 D   8.860      2.5744E-04   65.03       44.30       65.03       44.30           V-C  3.8971E+04  -3.400       0.000
1.000       1.000       44.30       0.000       0.000     DI1_164_167_L_0
  19 D   8.859      2.2066E-04   68.60       44.29       68.60       44.29           V-C  3.8971E+04  -3.600       0.000
1.000       1.000       44.29       0.000       0.000     DI1_164_167_L_0
  20 D   8.882      1.8664E-04   72.14       44.41       72.14       44.41           V-C  3.8971E+04  -3.800       0.000
1.000       1.000       44.41       0.000       0.000     DI1_164_167_L_0
  21 D   8.928      1.5532E-04   75.55       44.64       75.55       44.64           V-C  3.8971E+04  -4.000       0.000
1.000       1.000       44.64       0.000       0.000     DI1_164_167_L_0
  22 D   8.998      1.2661E-04   79.05       44.99       79.05       44.99           V-C  3.8971E+04  -4.200       0.000
1.000       1.000       44.99       0.000       0.000     DI1_164_167_L_0
  23 D   9.089      1.0043E-04   82.52       45.44       82.52       45.44           V-C  3.8971E+04  -4.400       0.000
1.000       1.000       45.44       0.000       0.000     DI1_164_167_L_0
  24 D   9.201      7.6667E-05   85.63       46.00       85.63       46.00           V-C  3.8971E+04  -4.600       0.000
1.000       1.000       46.00       0.000       0.000     DI1_164_167_L_0
```

25 D	9.333	5.5212E-05	88.58	46.66	88.58	46.66	V-C	3.8971E+04	-4.800	0.000		
1.000	1.000	46.66	0.000	0.000	DI1_164_167_L_0							
26 D	9.879	3.5947E-05	91.54	49.39	91.54	49.39	V-C	9.3930E+04	-5.000	0.000		
1.000	1.000	49.39	0.000	0.000	DI2_165_168_L_0							
27 D	9.858	1.8749E-05	94.52	49.29	94.52	49.29	V-C	9.3930E+04	-5.200	0.000		
1.000	1.000	49.29	0.000	0.000	DI2_165_168_L_0							
28 D	9.875	3.4871E-06	97.51	49.37	97.51	49.37	V-C	9.3930E+04	-5.400	0.000		
1.000	1.000	49.37	0.000	0.000	DI2_165_168_L_0							
29 D	9.814	-9.9738E-06	100.5	49.07	100.5	50.57	UL-RL	1.5029E+05	-5.600	0.000		
1.000	1.000	49.07	0.000	0.000	DI2_165_168_L_0							
30 D	9.765	-2.1772E-05	103.5	48.83	103.5	52.10	UL-RL	1.5029E+05	-5.800	0.000		
1.000	1.000	48.83	0.000	0.000	DI2_165_168_L_0							
31 D	9.763	-3.2047E-05	106.6	48.81	106.6	53.63	UL-RL	1.5029E+05	-6.000	0.000		
1.000	1.000	48.81	0.000	0.000	DI2_165_168_L_0							
32 D	9.803	-4.0938E-05	109.6	49.02	109.6	55.17	UL-RL	1.5029E+05	-6.200	0.000		
1.000	1.000	49.02	0.000	0.000	DI2_165_168_L_0							
33 D	9.882	-4.8581E-05	112.7	49.41	112.7	56.71	UL-RL	1.5029E+05	-6.400	0.000		
1.000	1.000	49.41	0.000	0.000	DI2_165_168_L_0							
34 D	9.994	-5.5110E-05	115.7	49.97	115.7	58.25	UL-RL	1.5029E+05	-6.600	0.000		
1.000	1.000	49.97	0.000	0.000	DI2_165_168_L_0							
35 D	10.14	-6.0654E-05	118.8	50.68	118.8	59.80	UL-RL	1.5029E+05	-6.800	0.000		
1.000	1.000	50.68	0.000	0.000	DI2_165_168_L_0							
36 D	10.31	-6.5334E-05	121.9	51.53	121.9	61.35	UL-RL	1.5029E+05	-7.000	0.000		
1.000	1.000	51.53	0.000	0.000	DI2_165_168_L_0							
37 D	10.50	-6.9267E-05	125.0	52.49	125.0	62.90	UL-RL	1.5029E+05	-7.200	0.000		
1.000	1.000	52.49	0.000	0.000	DI2_165_168_L_0							
38 D	10.71	-7.2564E-05	128.1	53.54	128.1	64.45	UL-RL	1.5029E+05	-7.400	0.000		
1.000	1.000	53.54	0.000	0.000	DI2_165_168_L_0							
39 D	10.94	-7.5325E-05	131.2	54.68	131.2	66.00	UL-RL	1.5029E+05	-7.600	0.000		
1.000	1.000	54.68	0.000	0.000	DI2_165_168_L_0							
40 D	11.18	-7.7644E-05	134.3	55.89	134.3	67.56	UL-RL	1.5029E+05	-7.800	0.000		
1.000	1.000	55.89	0.000	0.000	DI2_165_168_L_0							
41 D	11.43	-7.9608E-05	137.4	57.15	137.4	69.11	UL-RL	1.5029E+05	-8.000	0.000		
1.000	1.000	57.15	0.000	0.000	DI2_165_168_L_0							
42 D	11.69	-8.1293E-05	140.5	58.45	140.5	70.67	UL-RL	1.5029E+05	-8.200	0.000		
1.000	1.000	58.45	0.000	0.000	DI2_165_168_L_0							
43 D	11.96	-8.2766E-05	143.6	59.79	143.6	72.23	UL-RL	1.5029E+05	-8.400	0.000		
1.000	1.000	59.79	0.000	0.000	DI2_165_168_L_0							
44 D	12.23	-8.4087E-05	146.7	61.15	146.7	73.79	UL-RL	1.5029E+05	-8.600	0.000		
1.000	1.000	61.15	0.000	0.000	DI2_165_168_L_0							
45 D	12.51	-8.5305E-05	149.9	62.53	149.9	75.35	UL-RL	1.5029E+05	-8.800	0.000		
1.000	1.000	62.53	0.000	0.000	DI2_165_168_L_0							
46 D	12.78	-8.6459E-05	153.0	63.91	153.0	76.90	UL-RL	1.5029E+05	-9.000	0.000		
1.000	1.000	63.91	0.000	0.000	DI2_165_168_L_0							
47 D	13.06	-8.7580E-05	156.1	65.30	156.1	78.46	UL-RL	1.5029E+05	-9.200	0.000		
1.000	1.000	65.30	0.000	0.000	DI2_165_168_L_0							
48 D	10.00	-8.8688E-05	159.3	66.70	159.3	80.02	UL-RL	1.5029E+05	-9.400	0.000		
1.000	1.000	66.70	0.000	0.000	DI2_165_168_L_0							
49 D	3.370	-8.9241E-05	160.9	67.39	160.9	80.80	UL-RL	1.5029E+05	-9.500	0.000		
1.000	1.000	67.39	0.000	0.000	DI2_165_168_L_0							

```
+-------------------------------------------------------------------------------------------------------------------------------+
|                   PARATIEPLUS(TM)   NLS ENGINE RELEASE  2018.0    FULL VERSION  *Build date:Nov 13, 2017*                    |
|                                                                                                                               |
|                                    NewProject.BaseDesignSection_28.A1M1R1_1183                                                |
|                                  Exe Time : 4 September 2018 18:02:09                                                         |
+-------------------------------------------------------------------------------------------------------------------------------+
New Project


S T R E S S   R E S U L T S   F O R   G R O U P   N O.   2

0_R                                                          :
ELEMENT TYPE    5 NO.OF ELEMENTS. IN THIS GROUP   49
C U R R E N T   T I M E   I S      3.0000

 HARDENING 2D SOIL ELEMENT

 ****** TOTAL STRESS FORMULATION *****

  EL *   FORCE     DISPL-Y  VERTICAL-P  HORIZON.-P     MAX-V-P     MAX-H-P           STATE   STIFFNESS Z-LEVEL      PORE
E FACTOR    UFACTOR       Peq           Su_a         Su_p     LAYER
 ------------------------------------------------------------------------------------------------------------------------------
-------------------------------------------------------------------------------------------
   1     0.000         --          --          --          --          --          REMOVED     --        0.000       0.000
1.000       1.000       0.000       0.000       0.000     not available
   2     0.000         --          --          --          --          --          REMOVED     --       -0.2000      0.000
1.000       1.000       0.000       0.000       0.000     not available
   3     0.000         --          --          --          --          --          REMOVED     --       -0.4000      0.000
1.000       1.000       0.000       0.000       0.000     not available
   4     0.000         --          --          --          --          --          REMOVED     --       -0.6000      0.000
1.000       1.000       0.000       0.000       0.000     not available
   5     0.000         --          --          --          --          --          REMOVED     --       -0.8000      0.000
1.000       1.000       0.000       0.000       0.000     not available
   6 D   0.000     -9.1487E-04   0.000       0.000       16.00       17.09         ACTIVE   0.000       -1.000      0.000
1.000       1.000       0.000       0.000       0.000     DI1_164_167_L_0
   7 D  0.2131     -8.4653E-04   3.200       1.066       19.20       18.83         ACTIVE   0.000       -1.200      0.000
1.000       1.000       1.066       0.000       0.000     DI1_164_167_L_0
   8 D  0.4262     -7.8015E-04   6.400       2.131       22.40       20.40         ACTIVE   0.000       -1.400      0.000
1.000       1.000       2.131       0.000       0.000     DI1_164_167_L_0
   9 D  0.6394     -7.1596E-04   9.600       3.197       25.60       21.86         ACTIVE   0.000       -1.600      0.000
1.000       1.000       3.197       0.000       0.000     DI1_164_167_L_0
  10 D  0.8525     -6.5413E-04   12.80       4.262       28.80       23.26         ACTIVE   0.000       -1.800      0.000
1.000       1.000       4.262       0.000       0.000     DI1_164_167_L_0
  11 D   1.066     -5.9482E-04   16.00       5.328       32.00       24.63         ACTIVE   0.000       -2.000      0.000
1.000       1.000       5.328       0.000       0.000     DI1_164_167_L_0
  12 D   1.279     -5.3815E-04   19.20       6.394       35.20       25.99         ACTIVE   0.000       -2.200      0.000
1.000       1.000       6.394       0.000       0.000     DI1_164_167_L_0
  13 D   1.492     -4.8423E-04   22.40       7.459       38.40       27.34         ACTIVE   0.000       -2.400      0.000
1.000       1.000       7.459       0.000       0.000     DI1_164_167_L_0
  14 D   1.705     -4.3313E-04   25.60       8.525       41.60       28.70         ACTIVE   0.000       -2.600      0.000
1.000       1.000       8.525       0.000       0.000     DI1_164_167_L_0
  15 D   1.927     -3.8489E-04   28.80       9.633       44.80       30.07          UL-RL  4.1569E+04   -2.800      0.000
1.000       1.000       9.633       0.000       0.000     DI1_164_167_L_0
  16 D   2.588     -3.3953E-04   32.00       12.94       48.00       31.46          UL-RL  4.1569E+04   -3.000      0.000
1.000       1.000       12.94       0.000       0.000     DI1_164_167_L_0
  17 D   3.227     -2.9705E-04   35.20       16.13       51.20       32.85          UL-RL  4.1569E+04   -3.200      0.000
1.000       1.000       16.13       0.000       0.000     DI1_164_167_L_0
  18 D   3.844     -2.5744E-04   38.40       19.22       54.40       34.27          UL-RL  4.1569E+04   -3.400      0.000
1.000       1.000       19.22       0.000       0.000     DI1_164_167_L_0
  19 D   4.439     -2.2066E-04   41.60       22.20       57.60       35.69          UL-RL  4.1569E+04   -3.600      0.000
1.000       1.000       22.20       0.000       0.000     DI1_164_167_L_0
  20 D   5.014     -1.8664E-04   44.80       25.07       60.80       37.14          UL-RL  4.1569E+04   -3.800      0.000
1.000       1.000       25.07       0.000       0.000     DI1_164_167_L_0
  21 D   5.569     -1.5532E-04   48.00       27.84       64.00       38.59          UL-RL  4.1569E+04   -4.000      0.000
1.000       1.000       27.84       0.000       0.000     DI1_164_167_L_0
  22 D   6.104     -1.2661E-04   51.20       30.52       67.20       40.05          UL-RL  4.1569E+04   -4.200      0.000
1.000       1.000       30.52       0.000       0.000     DI1_164_167_L_0
  23 D   6.620     -1.0043E-04   54.40       33.10       70.40       41.53          UL-RL  4.1569E+04   -4.400      0.000
1.000       1.000       33.10       0.000       0.000     DI1_164_167_L_0
  24 D   7.117     -7.6667E-05   57.60       35.59       73.60       43.02          UL-RL  4.1569E+04   -4.600      0.000
1.000       1.000       35.59       0.000       0.000     DI1_164_167_L_0
```

25 D	7.597	-5.5212E-05	60.80	37.98	76.80	44.51	UL-RL	4.1569E+04	-4.800	0.000	
1.000	1.000	37.98	0.000	0.000	DI1_164_167_L_0						
26 D	7.722	-3.5947E-05	64.00	38.61	80.00	46.02	UL-RL	8.8610E+04	-5.000	0.000	
1.000	1.000	38.61	0.000	0.000	DI2_165_168_L_0						
27 D	8.331	-1.8749E-05	67.20	41.65	83.20	47.53	UL-RL	8.8610E+04	-5.200	0.000	
1.000	1.000	41.65	0.000	0.000	DI2_165_168_L_0						
28 D	8.906	-3.4871E-06	70.40	44.53	86.40	49.05	UL-RL	8.8610E+04	-5.400	0.000	
1.000	1.000	44.53	0.000	0.000	DI2_165_168_L_0						
29 D	9.451	9.9738E-06	73.60	47.26	89.60	50.57	UL-RL	8.8610E+04	-5.600	0.000	
1.000	1.000	47.26	0.000	0.000	DI2_165_168_L_0						
30 D	9.968	2.1772E-05	76.80	49.84	92.80	52.10	UL-RL	8.8610E+04	-5.800	0.000	
1.000	1.000	49.84	0.000	0.000	DI2_165_168_L_0						
31 D	10.46	3.2047E-05	80.00	52.29	96.00	53.63	UL-RL	8.8610E+04	-6.000	0.000	
1.000	1.000	52.29	0.000	0.000	DI2_165_168_L_0						
32 D	10.92	4.0938E-05	83.20	54.58	99.20	55.23	UL-RL	8.8610E+04	-6.200	0.000	
1.000	1.000	54.58	0.000	0.000	DI2_165_168_L_0						
33 D	11.34	4.8581E-05	86.40	56.72	102.4	56.92	UL-RL	8.8610E+04	-6.400	0.000	
1.000	1.000	56.72	0.000	0.000	DI2_165_168_L_0						
34 D	11.73	5.5110E-05	89.60	58.67	105.6	58.75	UL-RL	8.8610E+04	-6.600	0.000	
1.000	1.000	58.67	0.000	0.000	DI2_165_168_L_0						
35 D	12.11	6.0654E-05	92.80	60.55	108.8	60.57	UL-RL	8.8610E+04	-6.800	0.000	
1.000	1.000	60.55	0.000	0.000	DI2_165_168_L_0						
36 D	12.47	6.5334E-05	96.00	62.37	112.0	62.37	UL-RL	8.8610E+04	-7.000	0.000	
1.000	1.000	62.37	0.000	0.000	DI2_165_168_L_0						
37 D	12.83	6.9267E-05	99.20	64.14	115.2	64.14	UL-RL	8.8610E+04	-7.200	0.000	
1.000	1.000	64.14	0.000	0.000	DI2_165_168_L_0						
38 D	13.18	7.2564E-05	102.4	65.88	118.4	65.88	UL-RL	8.8610E+04	-7.400	0.000	
1.000	1.000	65.88	0.000	0.000	DI2_165_168_L_0						
39 D	13.52	7.5325E-05	105.6	67.59	121.6	67.59	UL-RL	8.8610E+04	-7.600	0.000	
1.000	1.000	67.59	0.000	0.000	DI2_165_168_L_0						
40 D	13.85	7.7644E-05	108.8	69.27	124.8	69.27	UL-RL	8.8610E+04	-7.800	0.000	
1.000	1.000	69.27	0.000	0.000	DI2_165_168_L_0						
41 D	14.19	7.9608E-05	112.0	70.94	128.0	70.94	UL-RL	8.8610E+04	-8.000	0.000	
1.000	1.000	70.94	0.000	0.000	DI2_165_168_L_0						
42 D	14.52	8.1293E-05	115.2	72.59	131.2	72.59	UL-RL	8.8610E+04	-8.200	0.000	
1.000	1.000	72.59	0.000	0.000	DI2_165_168_L_0						
43 D	14.85	8.2766E-05	118.4	74.23	134.4	74.23	UL-RL	8.8610E+04	-8.400	0.000	
1.000	1.000	74.23	0.000	0.000	DI2_165_168_L_0						
44 D	15.17	8.4087E-05	121.6	75.87	137.6	75.87	UL-RL	8.8610E+04	-8.600	0.000	
1.000	1.000	75.87	0.000	0.000	DI2_165_168_L_0						
45 D	15.50	8.5305E-05	124.8	77.49	140.8	77.49	V-C	5.5381E+04	-8.800	0.000	
1.000	1.000	77.49	0.000	0.000	DI2_165_168_L_0						
46 D	15.82	8.6459E-05	128.0	79.12	144.0	79.12	V-C	5.5381E+04	-9.000	0.000	
1.000	1.000	79.12	0.000	0.000	DI2_165_168_L_0						
47 D	16.15	8.7580E-05	131.2	80.74	147.2	80.74	V-C	5.5381E+04	-9.200	0.000	
1.000	1.000	80.74	0.000	0.000	DI2_165_168_L_0						
48 D	12.35	8.8688E-05	134.4	82.37	150.4	82.37	V-C	5.5381E+04	-9.400	0.000	
1.000	1.000	82.37	0.000	0.000	DI2_165_168_L_0						
49 D	4.159	8.9241E-05	136.0	83.18	152.0	83.18	V-C	5.5381E+04	-9.500	0.000	
1.000	1.000	83.18	0.000	0.000	DI2_165_168_L_0						

```
+-------------------------------------------------------------------------------------------------------------------------+
|                   PARATIEPLUS(TM)   NLS ENGINE RELEASE  2018.0    FULL VERSION  *Build date:Nov 13, 2017*              |
|                                                                                                                         |
|                                      NewProject.BaseDesignSection_28.A1M1R1_1183                                        |
|                                    Exe Time : 4 September 2018 18:02:09                                                 |
+-------------------------------------------------------------------------------------------------------------------------+
New Project


S T R E S S   R E S U L T S   F O R   G R O U P   N O.   3

WallElement_33                                                :
ELEMENT TYPE    2 NO.OF ELEMENTS. IN THIS GROUP   48
C U R R E N T   T I M E   I S      3.0000

 WALL2D ELEMENT

   EL      TA          TB          MA          MB
-----------------------------------------------------
    1 -119.91      119.91    -1.57609E-11 -23.982
    2 -116.23      116.23      23.982     -47.228
    3 -108.74      108.74      47.228     -68.975
    4 -97.976      97.976      68.975     -88.570
    5 -87.285      87.285      88.570     -106.03
    6 -76.736      76.736      106.03     -121.37
    7 -66.585      66.585      121.37     -134.69
    8 -56.850      56.850      134.69     -146.06
    9 -47.537      47.537      146.06     -155.57
   10 -38.639      38.639      155.57     -163.30
   11 -30.143      30.143      163.30     -169.33
   12 -22.030      22.030      169.33     -173.73
   13 -14.280      14.280      173.73     -176.59
   14 -6.8685      6.8685      176.59     -177.96
   15 0.21933    -0.21933      177.96     -177.92
   16  6.5693     -6.5693      177.92     -176.60
   17  12.229     -12.229      176.60     -174.16
   18  17.245     -17.245      174.16     -170.71
   19  21.665     -21.665      170.71     -166.38
   20  25.532     -25.532      166.38     -161.27
   21  28.891     -28.891      161.27     -155.49
   22  31.785     -31.785      155.49     -149.13
   23  34.254     -34.254      149.13     -142.28
   24  36.338     -36.338      142.28     -135.02
   25  38.074     -38.074      135.02     -127.40
   26  40.231     -40.231      127.40     -119.35
   27  41.758     -41.758      119.35     -111.00
   28  42.727     -42.727      111.00     -102.46
   29  43.089     -43.089      102.46     -93.839
   30  42.887     -42.887      93.839     -85.262
   31  42.192     -42.192      85.262     -76.823
   32  41.079     -41.079      76.823     -68.608
   33  39.617     -39.617      68.608     -60.684
   34  37.877     -37.877      60.684     -53.109
   35  35.904     -35.904      53.109     -45.928
   36  33.736     -33.736      45.928     -39.181
   37  31.405     -31.405      39.181     -32.900
   38  28.939     -28.939      32.900     -27.112
   39  26.358     -26.358      27.112     -21.840
   40  23.681     -23.681      21.840     -17.104
   41  20.923     -20.923      17.104     -12.920
   42  18.096     -18.096      12.920     -9.3004
   43  15.207     -15.207      9.3004     -6.2591
   44  12.263     -12.263      6.2591     -3.8064
   45  9.2696     -9.2696      3.8064     -1.9525
   46  6.2279     -6.2279      1.9525    -0.70688
   47  3.1398     -3.1398     0.70688    -7.89265E-02
   48 0.78923    -0.78923     7.89265E-02 7.58016E-12
```

```
+-------------------------------------------------------------------------------------------------------------------------------+
|                   PARATIEPLUS(TM)   NLS ENGINE RELEASE  2018.0    FULL VERSION  *Build date:Nov 13, 2017*                    |
|                                                                                                                               |
|                                     NewProject.BaseDesignSection_28.A1M1R1_1183                                               |
|                                  Exe Time : 4 September 2018 18:02:09                                                         |
+-------------------------------------------------------------------------------------------------------------------------------+
New Project


S T R E S S   R E S U L T S   F O R   G R O U P   N O.   4

Tieback_175                                                :
ELEMENT TYPE    6 NO.OF ELEMENTS. IN THIS GROUP    1
C U R R E N T   T I M E   I S      3.0000

 POST-TENSION 2D-BOUNDARY ELEMENT

         EL    FORCE          d0          EDISPL     pl. eps          K     -ve limit   +ve limit
-----------------------------------------------------------------------------------------------------------
 ANCHOR    1   138.50     -1.20791E-03 -1.20791E-03   0.0000       0.0000       0.0000       0.0000     BORN NOW JUST
ACTIVATED

 ITER     0 RNORM = 0.000     RMNORM= 0.000
             RINORM=0.2313E+06 RIMNOR=0.1215E+07
             RENORM= 1134.     REMNOR=0.7345E-20 RATIO =0.7001E-01 TOLER =0.1000E-03  NOT CONVERGED
             RFMAX = 119.9     RMMAX = 178.0
             RTSMAL=0.1000E-02 RMSMAL=0.1000E-02
             RDT   =0.2313E+06 RDR   =0.1215E+07
             RATIOT=0.7001E-01 RATIOR= 0.000
             MAX UN= 9.451     IEQ=    57 NODE     29 DOF   1  Y-DISPL.F
             MIN UN=-.9517E-09 IEQ=     7 NODE      4 DOF   1  Y-DISPL.F
             NO. OF CONTACT CONSTRAINT VIOLATIONS     0


 ITER     2 RNORM = 0.000     RMNORM= 0.000
             RINORM=0.2313E+06 RIMNOR=0.1215E+07
             RENORM= 17.03     REMNOR=0.9896E-19 RATIO =0.8579E-02 TOLER =0.1000E-03  NOT CONVERGED
             RFMAX = 119.9     RMMAX = 178.0
             RTSMAL=0.1000E-02 RMSMAL=0.1000E-02
             RDT   =0.2313E+06 RDR   =0.1215E+07
             RATIOT=0.8579E-02 RATIOR= 0.000
             MAX UN= 3.092     IEQ=    59 NODE     30 DOF   1  Y-DISPL.F
             MIN UN=-.1015E-08 IEQ=    91 NODE     46 DOF   1  Y-DISPL.F
             NO. OF CONTACT CONSTRAINT VIOLATIONS     0


 ITER     3 RNORM = 0.000     RMNORM= 0.000
             RINORM=0.2313E+06 RIMNOR=0.1215E+07
             RENORM=0.2934     REMNOR=0.3375E-19 RATIO =0.1126E-02 TOLER =0.1000E-03  NOT CONVERGED
             RFMAX = 119.9     RMMAX = 178.0
             RTSMAL=0.1000E-02 RMSMAL=0.1000E-02
             RDT   =0.2313E+06 RDR   =0.1215E+07
             RATIOT=0.1126E-02 RATIOR= 0.000
             MAX UN=0.4029     IEQ=    83 NODE     42 DOF   1  Y-DISPL.F
             MIN UN=-.2790E-08 IEQ=    95 NODE     48 DOF   1  Y-DISPL.F
             NO. OF CONTACT CONSTRAINT VIOLATIONS     0


 ITER     4 RNORM = 0.000     RMNORM= 0.000
             RINORM=0.2313E+06 RIMNOR=0.1215E+07
             RENORM=0.1088E-05 REMNOR=0.3039E-19 RATIO =0.2169E-05 TOLER =0.1000E-03      CONVERGED !
             RFMAX = 119.9     RMMAX = 178.0
             RTSMAL=0.1000E-02 RMSMAL=0.1000E-02
             RDT   =0.2313E+06 RDR   =0.1215E+07
             RATIOT=0.2169E-05 RATIOR= 0.000
             MAX UN=0.1043E-02 IEQ=     1 NODE      1 DOF   1  Y-DISPL.F
             MIN UN=-.2134E-08 IEQ=    97 NODE     49 DOF   1  Y-DISPL.F
             NO. OF CONTACT CONSTRAINT VIOLATIONS     0
```

```
+-------------------------------------------------------------------------------------------------------------------------+
|                   PARATIEPLUS(TM)   NLS ENGINE RELEASE  2018.0    FULL VERSION  *Build date:Nov 13, 2017*              |
|                                                                                                                         |
|                                      NewProject.BaseDesignSection_28.A1M1R1_1183                                        |
|                                   Exe Time : 4 September 2018 18:02:09                                                  |
+-------------------------------------------------------------------------------------------------------------------------+
New Project
SOLUTION REACHED USING     4 ITERATIONS ON   40

P R I N T   O U T   F O R   T I M E   S T E P    4     ( AT TIME   4.000     )

PRINT OUT OF ACTIVE COMPONENTS (FIXED NODES ARE NOT PRINTED OUT)

          Y-DISPL.F        X-ROT. F
            (02)             (04)           (
    1  -4.7262217E-04   3.9816188E-04
    2  -3.9305524E-04   3.9718027E-04
    3  -3.1388010E-04   3.9424805E-04
    4  -2.3548232E-04   3.8942127E-04
    5  -1.5823035E-04   3.8281322E-04
    6  -8.2466516E-05   3.7456288E-04
    7  -8.5055470E-06   3.6480724E-04
    8   6.3364971E-05   3.5368046E-04
    9   1.3288394E-04   3.4131325E-04
   10   1.9981605E-04   3.2783279E-04
   11   2.6395108E-04   3.1336270E-04
   12   3.2510317E-04   2.9802320E-04
   13   3.8311021E-04   2.8193142E-04
   14   4.3783321E-04   2.6520169E-04
   15   4.8915582E-04   2.4794598E-04
   16   5.3698387E-04   2.3027421E-04
   17   5.8124521E-04   2.1229470E-04
   18   6.2188862E-04   1.9411488E-04
   19   6.5888491E-04   1.7584122E-04
   20   6.9222594E-04   1.5758004E-04
   21   7.2192472E-04   1.3943794E-04
   22   7.4801603E-04   1.2152185E-04
   23   7.7055574E-04   1.0394000E-04
   24   7.8962162E-04   8.6801977E-05
   25   8.0531354E-04   7.0219198E-05
   26   8.1775389E-04   5.4305272E-05
   27   8.2708684E-04   3.9159744E-05
   28   8.3347466E-04   2.4868020E-05
   29   8.3709686E-04   1.1518594E-05
   30   8.3815100E-04  -7.9724330E-07
   31   8.3685087E-04  -1.2019487E-05
   32   8.3341626E-04  -2.2146161E-05
   33   8.2806345E-04  -3.1207484E-05
   34   8.2100162E-04  -3.9243475E-05
   35   8.1243135E-04  -4.6300036E-05
   36   8.0254353E-04  -5.2427836E-05
   37   7.9151854E-04  -5.7681597E-05
   38   7.7952532E-04  -6.2119674E-05
   39   7.6672096E-04  -6.5803497E-05
   40   7.5324992E-04  -6.8797359E-05
   41   7.3924355E-04  -7.1168127E-05
   42   7.2481959E-04  -7.2985031E-05
   43   7.1008170E-04  -7.4319484E-05
   44   6.9511907E-04  -7.5244936E-05
   45   6.8000605E-04  -7.5836759E-05
   46   6.6480160E-04  -7.6171203E-05
   47   6.4954969E-04  -7.6323720E-05
   48   6.3427931E-04  -7.6368261E-05
   49   6.2664203E-04  -7.6370473E-05
```

```
+-------------------------------------------------------------------------------------------------------------------------------+
|                   PARATIEPLUS(TM)   NLS ENGINE RELEASE  2018.0    FULL VERSION  *Build date:Nov 13, 2017*                    |
|                                                                                                                               |
|                                     NewProject.BaseDesignSection_28.A1M1R1_1183                                               |
|                                  Exe Time : 4 September 2018 18:02:09                                                         |
+-------------------------------------------------------------------------------------------------------------------------------+
New Project


S T R E S S   R E S U L T S   F O R   G R O U P   N O.   1

0_L                                                              :
ELEMENT TYPE    5 NO.OF ELEMENTS. IN THIS GROUP   49
C U R R E N T   T I M E   I S      4.0000

 HARDENING 2D SOIL ELEMENT

 ****** TOTAL STRESS FORMULATION *****

  EL *   FORCE     DISPL-Y  VERTICAL-P  HORIZON.-P     MAX-V-P     MAX-H-P           STATE   STIFFNESS Z-LEVEL      PORE
E FACTOR    UFACTOR       Peq           Su_a         Su_p     LAYER
 ------------------------------------------------------------------------------------------------------------------------------
-------------------------------------------------------------------------------------------
   1 D  3.1734E-03  4.7262E-04  6.3974E-02  3.1734E-02  6.3974E-02   2.154          UL-RL  1.3127E+04   0.000       0.000
1.000       1.000      3.1734E-02    0.000       0.000     DI1_164_167_L_0
   2 D   1.554      3.9306E-04   3.315       7.769       3.315       18.39          UL-RL  1.3127E+04 -0.2000       0.000
1.000       1.000       7.769       0.000       0.000     DI1_164_167_L_0
   3 D   5.353      3.1388E-04   6.753       26.77       6.753       37.47          UL-RL  1.3127E+04 -0.4000       0.000
1.000       1.000       26.77       0.000       0.000     DI1_164_167_L_0
   4 D   8.606      2.3548E-04   10.43       43.03       10.43       53.80          UL-RL  1.3127E+04 -0.6000       0.000
1.000       1.000       43.03       0.000       0.000     DI1_164_167_L_0
   5 D   8.520      1.5823E-04   14.28       42.60       14.28       53.45          UL-RL  1.3127E+04 -0.8000       0.000
1.000       1.000       42.60       0.000       0.000     DI1_164_167_L_0
   6 D   8.363      8.2467E-05   18.20       41.82       18.20       52.74          UL-RL  1.3127E+04  -1.000       0.000
1.000       1.000       41.82       0.000       0.000     DI1_164_167_L_0
   7 D   8.165      8.5055E-06   22.12       40.82       22.12       51.82          UL-RL  1.3127E+04  -1.200       0.000
1.000       1.000       40.82       0.000       0.000     DI1_164_167_L_0
   8 D   7.946     -6.3365E-05   26.30       39.73       26.30       50.80          UL-RL  1.3127E+04  -1.400       0.000
1.000       1.000       39.73       0.000       0.000     DI1_164_167_L_0
   9 D   7.724     -1.3288E-04   30.81       38.62       30.81       49.76          UL-RL  1.3127E+04  -1.600       0.000
1.000       1.000       38.62       0.000       0.000     DI1_164_167_L_0
  10 D   7.509     -1.9982E-04   34.86       37.54       34.86       48.75          UL-RL  1.3127E+04  -1.800       0.000
1.000       1.000       37.54       0.000       0.000     DI1_164_167_L_0
  11 D   7.307     -2.6395E-04   38.99       36.54       38.99       47.81          UL-RL  1.3127E+04  -2.000       0.000
1.000       1.000       36.54       0.000       0.000     DI1_164_167_L_0
  12 D   7.125     -3.2510E-04   42.97       35.63       42.97       46.96          UL-RL  1.3127E+04  -2.200       0.000
1.000       1.000       35.63       0.000       0.000     DI1_164_167_L_0
  13 D   6.965     -3.8311E-04   46.69       34.83       46.69       46.21          UL-RL  1.3127E+04  -2.400       0.000
1.000       1.000       34.83       0.000       0.000     DI1_164_167_L_0
  14 D   6.829     -4.3783E-04   50.50       34.15       50.50       45.58          UL-RL  1.3127E+04  -2.600       0.000
1.000       1.000       34.15       0.000       0.000     DI1_164_167_L_0
  15 D   6.720     -4.8916E-04   54.24       33.60       54.24       45.07          UL-RL  1.3127E+04  -2.800       0.000
1.000       1.000       33.60       0.000       0.000     DI1_164_167_L_0
  16 D   6.636     -5.3698E-04   57.92       33.18       57.92       44.69          UL-RL  1.3127E+04  -3.000       0.000
1.000       1.000       33.18       0.000       0.000     DI1_164_167_L_0
  17 D   6.580     -5.8125E-04   61.43       32.90       61.43       44.43          UL-RL  1.3127E+04  -3.200       0.000
1.000       1.000       32.90       0.000       0.000     DI1_164_167_L_0
  18 D   6.551     -6.2189E-04   65.03       32.76       65.03       44.30          UL-RL  1.3127E+04  -3.400       0.000
1.000       1.000       32.76       0.000       0.000     DI1_164_167_L_0
  19 D   6.550     -6.5888E-04   68.60       32.75       68.60       44.29          UL-RL  1.3127E+04  -3.600       0.000
1.000       1.000       32.75       0.000       0.000     DI1_164_167_L_0
  20 D   6.574     -6.9223E-04   72.14       32.87       72.14       44.41          UL-RL  1.3127E+04  -3.800       0.000
1.000       1.000       32.87       0.000       0.000     DI1_164_167_L_0
  21 D   6.625     -7.2192E-04   75.55       33.13       75.55       44.64          UL-RL  1.3127E+04  -4.000       0.000
1.000       1.000       33.13       0.000       0.000     DI1_164_167_L_0
  22 D   6.701     -7.4802E-04   79.05       33.51       79.05       44.99          UL-RL  1.3127E+04  -4.200       0.000
1.000       1.000       33.51       0.000       0.000     DI1_164_167_L_0
  23 D   6.802     -7.7056E-04   82.52       34.01       82.52       45.44          UL-RL  1.3127E+04  -4.400       0.000
1.000       1.000       34.01       0.000       0.000     DI1_164_167_L_0
  24 D   6.927     -7.8962E-04   85.63       34.63       85.63       46.00          UL-RL  1.3127E+04  -4.600       0.000
1.000       1.000       34.63       0.000       0.000     DI1_164_167_L_0
```

```
  25 D   7.074     -8.0531E-04   88.58       35.37       88.58       46.66          UL-RL  1.3127E+04  -4.800       0.000
1.000       1.000       35.37       0.000       0.000     DI1_164_167_L_0
  26 D   5.184     -8.1775E-04   91.54       25.92       91.54       49.39         ACTIVE   0.000       -5.000       0.000
1.000       1.000       25.92       0.000       0.000     DI2_165_168_L_0
  27 D   5.359     -8.2709E-04   94.52       26.80       94.52       49.29         ACTIVE   0.000       -5.200       0.000
1.000       1.000       26.80       0.000       0.000     DI2_165_168_L_0
  28 D   5.536     -8.3347E-04   97.51       27.68       97.51       49.37         ACTIVE   0.000       -5.400       0.000
1.000       1.000       27.68       0.000       0.000     DI2_165_168_L_0
  29 D   5.713     -8.3710E-04   100.5       28.57       100.5       50.57         ACTIVE   0.000       -5.600       0.000
1.000       1.000       28.57       0.000       0.000     DI2_165_168_L_0
  30 D   5.892     -8.3815E-04   103.5       29.46       103.5       52.10         ACTIVE   0.000       -5.800       0.000
1.000       1.000       29.46       0.000       0.000     DI2_165_168_L_0
  31 D   6.071     -8.3685E-04   106.6       30.35       106.6       53.63         ACTIVE   0.000       -6.000       0.000
1.000       1.000       30.35       0.000       0.000     DI2_165_168_L_0
  32 D   6.250     -8.3342E-04   109.6       31.25       109.6       55.17         ACTIVE   0.000       -6.200       0.000
1.000       1.000       31.25       0.000       0.000     DI2_165_168_L_0
  33 D   6.430     -8.2806E-04   112.7       32.15       112.7       56.71         ACTIVE   0.000       -6.400       0.000
1.000       1.000       32.15       0.000       0.000     DI2_165_168_L_0
  34 D   6.611     -8.2100E-04   115.7       33.05       115.7       58.25         ACTIVE   0.000       -6.600       0.000
1.000       1.000       33.05       0.000       0.000     DI2_165_168_L_0
  35 D   6.792     -8.1243E-04   118.8       33.96       118.8       59.80         ACTIVE   0.000       -6.800       0.000
1.000       1.000       33.96       0.000       0.000     DI2_165_168_L_0
  36 D   6.974     -8.0254E-04   121.9       34.87       121.9       61.35         ACTIVE   0.000       -7.000       0.000
1.000       1.000       34.87       0.000       0.000     DI2_165_168_L_0
  37 D   7.156     -7.9152E-04   125.0       35.78       125.0       62.90         ACTIVE   0.000       -7.200       0.000
1.000       1.000       35.78       0.000       0.000     DI2_165_168_L_0
  38 D   7.338     -7.7953E-04   128.1       36.69       128.1       64.45         ACTIVE   0.000       -7.400       0.000
1.000       1.000       36.69       0.000       0.000     DI2_165_168_L_0
  39 D   7.521     -7.6672E-04   131.2       37.60       131.2       66.00         ACTIVE   0.000       -7.600       0.000
1.000       1.000       37.60       0.000       0.000     DI2_165_168_L_0
  40 D   7.704     -7.5325E-04   134.3       38.52       134.3       67.56         ACTIVE   0.000       -7.800       0.000
1.000       1.000       38.52       0.000       0.000     DI2_165_168_L_0
  41 D   7.888     -7.3924E-04   137.4       39.44       137.4       69.11         ACTIVE   0.000       -8.000       0.000
1.000       1.000       39.44       0.000       0.000     DI2_165_168_L_0
  42 D   8.072     -7.2482E-04   140.5       40.36       140.5       70.67         ACTIVE   0.000       -8.200       0.000
1.000       1.000       40.36       0.000       0.000     DI2_165_168_L_0
  43 D   8.256     -7.1008E-04   143.6       41.28       143.6       72.23         ACTIVE   0.000       -8.400       0.000
1.000       1.000       41.28       0.000       0.000     DI2_165_168_L_0
  44 D   8.440     -6.9512E-04   146.7       42.20       146.7       73.79         ACTIVE   0.000       -8.600       0.000
1.000       1.000       42.20       0.000       0.000     DI2_165_168_L_0
  45 D   8.742     -6.8001E-04   149.9       43.71       149.9       75.35          UL-RL  3.1640E+04  -8.800       0.000
1.000       1.000       43.71       0.000       0.000     DI2_165_168_L_0
  46 D   9.123     -6.6480E-04   153.0       45.61       153.0       76.90          UL-RL  3.1640E+04  -9.000       0.000
1.000       1.000       45.61       0.000       0.000     DI2_165_168_L_0
  47 D   9.504     -6.4955E-04   156.1       47.52       156.1       78.46          UL-RL  3.1640E+04  -9.200       0.000
1.000       1.000       47.52       0.000       0.000     DI2_165_168_L_0
  48 D   7.415     -6.3428E-04   159.3       49.43       159.3       80.02          UL-RL  3.1640E+04  -9.400       0.000
1.000       1.000       49.43       0.000       0.000     DI2_165_168_L_0
  49 D   2.519     -6.2664E-04   160.9       50.39       160.9       80.80          UL-RL  3.1640E+04  -9.500       0.000
1.000       1.000       50.39       0.000       0.000     DI2_165_168_L_0
```

```
+-----------------------------------------------------------------------------------------------------------------------+
|                  PARATIEPLUS(TM)   NLS ENGINE RELEASE  2018.0    FULL VERSION  *Build date:Nov 13, 2017*             |
|                                                                                                                       |
|                                    NewProject.BaseDesignSection_28.A1M1R1_1183                                        |
|                                  Exe Time : 4 September 2018 18:02:09                                                 |
+-----------------------------------------------------------------------------------------------------------------------+
New Project


S T R E S S   R E S U L T S   F O R   G R O U P   N O.   2

0_R                                                          :
ELEMENT TYPE    5 NO.OF ELEMENTS. IN THIS GROUP   49
C U R R E N T   T I M E   I S     4.0000

 HARDENING 2D SOIL ELEMENT

 ****** TOTAL STRESS FORMULATION *****

  EL *   FORCE     DISPL-Y  VERTICAL-P  HORIZON.-P     MAX-V-P     MAX-H-P           STATE   STIFFNESS Z-LEVEL      PORE
E FACTOR    UFACTOR       Peq          Su_a        Su_p     LAYER
 ------------------------------------------------------------------------------------------------------------------------
------------------------------------------------------------------------------------------
   1     0.000         --          --          --          --          --          REMOVED     --        0.000       0.000
1.000       1.000       0.000       0.000       0.000     not available
   2     0.000         --          --          --          --          --          REMOVED     --      -0.2000       0.000
1.000       1.000       0.000       0.000       0.000     not available
   3     0.000         --          --          --          --          --          REMOVED     --      -0.4000       0.000
1.000       1.000       0.000       0.000       0.000     not available
   4     0.000         --          --          --          --          --          REMOVED     --      -0.6000       0.000
1.000       1.000       0.000       0.000       0.000     not available
   5     0.000         --          --          --          --          --          REMOVED     --      -0.8000       0.000
1.000       1.000       0.000       0.000       0.000     not available
   6     0.000         --          --          --          --          --          REMOVED     --       -1.000       0.000
1.000       1.000       0.000       0.000       0.000     not available
   7     0.000         --          --          --          --          --          REMOVED     --       -1.200       0.000
1.000       1.000       0.000       0.000       0.000     not available
   8     0.000         --          --          --          --          --          REMOVED     --       -1.400       0.000
1.000       1.000       0.000       0.000       0.000     not available
   9     0.000         --          --          --          --          --          REMOVED     --       -1.600       0.000
1.000       1.000       0.000       0.000       0.000     not available
  10     0.000         --          --          --          --          --          REMOVED     --       -1.800       0.000
1.000       1.000       0.000       0.000       0.000     not available
  11     0.000         --          --          --          --          --          REMOVED     --       -2.000       0.000
1.000       1.000       0.000       0.000       0.000     not available
  12     0.000         --          --          --          --          --          REMOVED     --       -2.200       0.000
1.000       1.000       0.000       0.000       0.000     not available
  13     0.000         --          --          --          --          --          REMOVED     --       -2.400       0.000
1.000       1.000       0.000       0.000       0.000     not available
  14     0.000         --          --          --          --          --          REMOVED     --       -2.600       0.000
1.000       1.000       0.000       0.000       0.000     not available
  15     0.000         --          --          --          --          --          REMOVED     --       -2.800       0.000
1.000       1.000       0.000       0.000       0.000     not available
  16     0.000         --          --          --          --          --          REMOVED     --       -3.000       0.000
1.000       1.000       0.000       0.000       0.000     not available
  17     0.000         --          --          --          --          --          REMOVED     --       -3.200       0.000
1.000       1.000       0.000       0.000       0.000     not available
  18     0.000         --          --          --          --          --          REMOVED     --       -3.400       0.000
1.000       1.000       0.000       0.000       0.000     not available
  19     0.000         --          --          --          --          --          REMOVED     --       -3.600       0.000
1.000       1.000       0.000       0.000       0.000     not available
  20     0.000         --          --          --          --          --          REMOVED     --       -3.800       0.000
1.000       1.000       0.000       0.000       0.000     not available
  21     0.000         --          --          --          --          --          REMOVED     --       -4.000       0.000
1.000       1.000       0.000       0.000       0.000     not available
  22     0.000         --          --          --          --          --          REMOVED     --       -4.200       0.000
1.000       1.000       0.000       0.000       0.000     not available
  23     0.000         --          --          --          --          --          REMOVED     --       -4.400       0.000
1.000       1.000       0.000       0.000       0.000     not available
  24     0.000         --          --          --          --          --          REMOVED     --       -4.600       0.000
1.000       1.000       0.000       0.000       0.000     not available
```

25	0.000	--	--	--	--	--	REMOVED	--	-4.800	0.000	
1.000	1.000	0.000	0.000	0.000	not available						
26	0.000	--	--	--	--	--	REMOVED	--	-5.000	0.000	
1.000	1.000	0.000	0.000	0.000	not available						
27	0.000	--	--	--	--	--	REMOVED	--	-5.200	0.000	
1.000	1.000	0.000	0.000	0.000	not available						
28	0.000	--	--	--	--	--	REMOVED	--	-5.400	0.000	
1.000	1.000	0.000	0.000	0.000	not available						
29	0.000	--	--	--	--	--	REMOVED	--	-5.600	0.000	
1.000	1.000	0.000	0.000	0.000	not available						
30 D	4.211	8.3815E-04	3.200	21.06	92.80	52.10	PASSIVE	0.000	-5.800	0.000	
1.000	1.000	21.06	0.000	0.000	DI2_165_168_L_0						
31 D	7.513	8.3685E-04	6.400	37.57	96.00	53.63	PASSIVE	0.000	-6.000	0.000	
1.000	1.000	37.57	0.000	0.000	DI2_165_168_L_0						
32 D	8.518	8.3342E-04	9.600	42.59	99.20	55.23	UL-RL	2.2721E+04	-6.200	0.000	
1.000	1.000	42.59	0.000	0.000	DI2_165_168_L_0						
33 D	9.100	8.2806E-04	12.80	45.50	102.4	56.92	UL-RL	2.2721E+04	-6.400	0.000	
1.000	1.000	45.50	0.000	0.000	DI2_165_168_L_0						
34 D	9.598	8.2100E-04	16.00	47.99	105.6	58.75	UL-RL	2.2721E+04	-6.600	0.000	
1.000	1.000	47.99	0.000	0.000	DI2_165_168_L_0						
35 D	10.05	8.1243E-04	19.20	50.24	108.8	60.57	UL-RL	2.2721E+04	-6.800	0.000	
1.000	1.000	50.24	0.000	0.000	DI2_165_168_L_0						
36 D	10.46	8.0254E-04	22.40	52.32	112.0	62.37	UL-RL	2.2721E+04	-7.000	0.000	
1.000	1.000	52.32	0.000	0.000	DI2_165_168_L_0						
37 D	10.85	7.9152E-04	25.60	54.25	115.2	64.14	UL-RL	2.2721E+04	-7.200	0.000	
1.000	1.000	54.25	0.000	0.000	DI2_165_168_L_0						
38 D	11.22	7.7953E-04	28.80	56.08	118.4	65.88	UL-RL	2.2721E+04	-7.400	0.000	
1.000	1.000	56.08	0.000	0.000	DI2_165_168_L_0						
39 D	11.57	7.6672E-04	32.00	57.83	121.6	67.59	UL-RL	2.2721E+04	-7.600	0.000	
1.000	1.000	57.83	0.000	0.000	DI2_165_168_L_0						
40 D	11.90	7.5325E-04	35.20	59.50	124.8	69.27	UL-RL	2.2721E+04	-7.800	0.000	
1.000	1.000	59.50	0.000	0.000	DI2_165_168_L_0						
41 D	12.22	7.3924E-04	38.40	61.11	128.0	70.94	UL-RL	2.2721E+04	-8.000	0.000	
1.000	1.000	61.11	0.000	0.000	DI2_165_168_L_0						
42 D	12.54	7.2482E-04	41.60	62.68	131.2	72.59	UL-RL	2.2721E+04	-8.200	0.000	
1.000	1.000	62.68	0.000	0.000	DI2_165_168_L_0						
43 D	12.84	7.1008E-04	44.80	64.21	134.4	74.23	UL-RL	2.2721E+04	-8.400	0.000	
1.000	1.000	64.21	0.000	0.000	DI2_165_168_L_0						
44 D	13.14	6.9512E-04	48.00	65.71	137.6	75.87	UL-RL	2.2721E+04	-8.600	0.000	
1.000	1.000	65.71	0.000	0.000	DI2_165_168_L_0						
45 D	13.44	6.8001E-04	51.20	67.18	140.8	77.49	UL-RL	2.2721E+04	-8.800	0.000	
1.000	1.000	67.18	0.000	0.000	DI2_165_168_L_0						
46 D	13.73	6.6480E-04	54.40	68.63	144.0	79.12	UL-RL	2.2721E+04	-9.000	0.000	
1.000	1.000	68.63	0.000	0.000	DI2_165_168_L_0						
47 D	14.01	6.4955E-04	57.60	70.07	147.2	80.74	UL-RL	2.2721E+04	-9.200	0.000	
1.000	1.000	70.07	0.000	0.000	DI2_165_168_L_0						
48 D	10.72	6.3428E-04	60.80	71.49	150.4	82.37	UL-RL	2.2721E+04	-9.400	0.000	
1.000	1.000	71.49	0.000	0.000	DI2_165_168_L_0						
49 D	3.610	6.2664E-04	62.40	72.19	152.0	83.18	UL-RL	2.2721E+04	-9.500	0.000	
1.000	1.000	72.19	0.000	0.000	DI2_165_168_L_0						

```
+-----------------------------------------------------------------------------------------------------------------------+
|                  PARATIEPLUS(TM)   NLS ENGINE RELEASE  2018.0    FULL VERSION  *Build date:Nov 13, 2017*              |
|                                                                                                                       |
|                                     NewProject.BaseDesignSection_28.A1M1R1_1183                                       |
|                                 Exe Time : 4 September 2018 18:02:09                                                  |
+-----------------------------------------------------------------------------------------------------------------------+
New Project


S T R E S S   R E S U L T S   F O R   G R O U P   N O.   3

WallElement_33                                                  :
ELEMENT TYPE    2 NO.OF ELEMENTS. IN THIS GROUP   48
C U R R E N T   T I M E   I S     4.0000

 WALL2D ELEMENT

   EL      TA          TB          MA          MB
-----------------------------------------------------
    1 -120.96      120.96    -5.96612E-12 -24.192
    2 -119.41      119.41      24.192     -48.073
    3 -114.05      114.05      48.073     -70.884
    4 -105.45      105.45      70.884     -91.973
    5 -96.927      96.927      91.973     -111.36
    6 -88.564      88.564      111.36     -129.07
    7 -80.399      80.399      129.07     -145.15
    8 -72.453      72.453      145.15     -159.64
    9 -64.729      64.729      159.64     -172.59
   10 -57.221      57.221      172.59     -184.03
   11 -49.913      49.913      184.03     -194.01
   12 -42.788      42.788      194.01     -202.57
   13 -35.823      35.823      202.57     -209.74
   14 -28.994      28.994      209.74     -215.54
   15 -22.274      22.274      215.54     -219.99
   16 -15.638      15.638      219.99     -223.12
   17 -9.0572      9.0572      223.12     -224.93
   18 -2.5058      2.5058      224.93     -225.43
   19  4.0438     -4.0438      225.43     -224.62
   20  10.618     -10.618      224.62     -222.50
   21  17.243     -17.243      222.50     -219.05
   22  23.945     -23.945      219.05     -214.26
   23  30.747     -30.747      214.26     -208.11
   24  37.673     -37.673      208.11     -200.58
   25  44.747     -44.747      200.58     -191.63
   26  49.931     -49.931      191.63     -181.64
   27  55.290     -55.290      181.64     -170.58
   28  60.826     -60.826      170.58     -158.42
   29  66.539     -66.539      158.42     -145.11
   30  68.220     -68.220      145.11     -131.47
   31  66.777     -66.777      131.47     -118.11
   32  64.509     -64.509      118.11     -105.21
   33  61.839     -61.839      105.21     -92.841
   34  58.852     -58.852      92.841     -81.070
   35  55.596     -55.596      81.070     -69.951
   36  52.106     -52.106      69.951     -59.530
   37  48.411     -48.411      59.530     -49.848
   38  44.533     -44.533      49.848     -40.941
   39  40.489     -40.489      40.941     -32.843
   40  36.293     -36.293      32.843     -25.585
   41  31.958     -31.958      25.585     -19.193
   42  27.493     -27.493      19.193     -13.695
   43  22.907     -22.907      13.695     -9.1134
   44  18.205     -18.205      9.1134     -5.4723
   45  13.511     -13.511      5.4723     -2.7701
   46  8.9072     -8.9072      2.7701    -0.98869
   47  4.3983     -4.3983     0.98869    -0.10902
   48  1.0902     -1.0902     0.10902    -1.08494E-10
```

```
+-------------------------------------------------------------------------------------------------------------------------------+
|                   PARATIEPLUS(TM)   NLS ENGINE RELEASE  2018.0    FULL VERSION  *Build date:Nov 13, 2017*                    |
|                                                                                                                               |
|                                    NewProject.BaseDesignSection_28.A1M1R1_1183                                                |
|                                 Exe Time : 4 September 2018 18:02:09                                                          |
+-------------------------------------------------------------------------------------------------------------------------------+
New Project


S T R E S S    R E S U L T S    F O R    G R O U P    N O.    4

Tieback_175                                                  :
ELEMENT TYPE    6 NO.OF ELEMENTS. IN THIS GROUP    1
C U R R E N T    T I M E    I S      4.0000

 POST-TENSION 2D-BOUNDARY ELEMENT

         EL    FORCE          d0          EDISPL     pl. eps          K     -ve limit   +ve limit
-----------------------------------------------------------------------------------------------------------
 ANCHOR    1   139.68     -1.20791E-03 -5.12048E-04   0.0000       1689.0       0.0000       0.0000     ELASTIC  ORIGINAL
YOUNG MODULUS

 ITER     0 RNORM = 0.000     RMNORM= 0.000
             RINORM=0.3244E+06 RIMNOR=0.2038E+07
             RENORM= 14.65     REMNOR=0.3039E-19 RATIO =0.6719E-02 TOLER =0.1000E-03  NOT CONVERGED
             RFMAX = 121.0     RMMAX = 225.4
             RTSMAL=0.1000E-02 RMSMAL=0.1000E-02
             RDT   =0.3244E+06 RDR   =0.2038E+07
             RATIOT=0.6719E-02 RATIOR= 0.000
             MAX UN=0.1043E-02 IEQ=     1 NODE      1 DOF   1  Y-DISPL.F
             MIN UN=-1.501     IEQ=    59 NODE     30 DOF   1  Y-DISPL.F
             NO. OF CONTACT CONSTRAINT VIOLATIONS     0


 ITER     2 RNORM = 0.000     RMNORM= 0.000
             RINORM=0.3244E+06 RIMNOR=0.2038E+07
             RENORM=0.1657E-02 REMNOR=0.1424E-19 RATIO =0.7147E-04 TOLER =0.1000E-03      CONVERGED !
             RFMAX = 121.0     RMMAX = 225.4
             RTSMAL=0.1000E-02 RMSMAL=0.1000E-02
             RDT   =0.3244E+06 RDR   =0.2038E+07
             RATIOT=0.7147E-04 RATIOR= 0.000
             MAX UN=0.9586E-02 IEQ=     1 NODE      1 DOF   1  Y-DISPL.F
             MIN UN=-.3956E-01 IEQ=    53 NODE     27 DOF   1  Y-DISPL.F
             NO. OF CONTACT CONSTRAINT VIOLATIONS     0
```

```
+-------------------------------------------------------------------------------------------------------------------------+
|                   PARATIEPLUS(TM)   NLS ENGINE RELEASE  2018.0    FULL VERSION  *Build date:Nov 13, 2017*              |
|                                                                                                                         |
|                                      NewProject.BaseDesignSection_28.A1M1R1_1183                                        |
|                                   Exe Time : 4 September 2018 18:02:09                                                  |
+-------------------------------------------------------------------------------------------------------------------------+
New Project
SOLUTION REACHED USING     2 ITERATIONS ON   40

P R I N T   O U T   F O R   T I M E   S T E P    5     ( AT TIME   5.000     )

PRINT OUT OF ACTIVE COMPONENTS (FIXED NODES ARE NOT PRINTED OUT)

          Y-DISPL.F        X-ROT. F
            (02)             (04)           (
    1  -4.6452547E-04   3.8698438E-04
    2  -3.8719404E-04   3.8600261E-04
    3  -3.1025450E-04   3.8306978E-04
    4  -2.3409248E-04   3.7824175E-04
    5  -1.5907660E-04   3.7163169E-04
    6  -8.5549342E-05   3.6337856E-04
    7  -1.3825573E-05   3.5361946E-04
    8   5.5806999E-05   3.4248870E-04
    9   1.2308720E-04   3.3011730E-04
   10   1.8777971E-04   3.1663278E-04
   11   2.4967438E-04   3.0215923E-04
   12   3.0858552E-04   2.8681745E-04
   13   3.6435132E-04   2.7072519E-04
   14   4.1683324E-04   2.5399757E-04
   15   4.6591552E-04   2.3674738E-04
   16   5.1150475E-04   2.1908550E-04
   17   5.5352977E-04   2.0112128E-04
   18   5.9194055E-04   1.8296328E-04
   19   6.2670934E-04   1.6471920E-04
   20   6.5782967E-04   1.4649669E-04
   21   6.8531652E-04   1.2840376E-04
   22   7.0920691E-04   1.1054886E-04
   23   7.2955926E-04   9.3041826E-05
   24   7.4645425E-04   7.5993945E-05
   25   7.5999499E-04   5.9518422E-05
   26   7.7030747E-04   4.3730756E-05
   27   7.7753998E-04   2.8733892E-05
   28   7.8185976E-04   1.4618537E-05
   29   7.8345228E-04   1.4764962E-06
   30   7.8252123E-04  -1.0602483E-05
   31   7.7928553E-04  -2.1567883E-05
   32   7.7396763E-04  -3.1430452E-05
   33   7.6678428E-04  -4.0229495E-05
   34   7.5794361E-04  -4.8011825E-05
   35   7.4764393E-04  -5.4828464E-05
   36   7.3607297E-04  -6.0733889E-05
   37   7.2340735E-04  -6.5785554E-05
   38   7.0981172E-04  -7.0043626E-05
   39   6.9543864E-04  -7.3570552E-05
   40   6.8042793E-04  -7.6430928E-05
   41   6.6490627E-04  -7.8691287E-05
   42   6.4898687E-04  -8.0419937E-05
   43   6.3276908E-04  -8.1686829E-05
   44   6.1633815E-04  -8.2563446E-05
   45   5.9976494E-04  -8.3122717E-05
   46   5.8310541E-04  -8.3438003E-05
   47   5.6640120E-04  -8.3581431E-05
   48   5.4967962E-04  -8.3623222E-05
   49   5.4131682E-04  -8.3625293E-05
```

```
+-------------------------------------------------------------------------------------------------------------------------------+
|                   PARATIEPLUS(TM)   NLS ENGINE RELEASE  2018.0    FULL VERSION  *Build date:Nov 13, 2017*                    |
|                                                                                                                               |
|                                     NewProject.BaseDesignSection_28.A1M1R1_1183                                               |
|                                   Exe Time : 4 September 2018 18:02:09                                                        |
+-------------------------------------------------------------------------------------------------------------------------------+
New Project


S T R E S S   R E S U L T S   F O R   G R O U P   N O.   1

0_L                                                          :
ELEMENT TYPE    5 NO.OF ELEMENTS. IN THIS GROUP   49
C U R R E N T   T I M E   I S      5.0000

 HARDENING 2D SOIL ELEMENT

 ****** TOTAL STRESS FORMULATION *****

  EL *   FORCE     DISPL-Y  VERTICAL-P  HORIZON.-P     MAX-V-P     MAX-H-P           STATE   STIFFNESS Z-LEVEL      PORE
E FACTOR    UFACTOR       Peq           Su_a         Su_p     LAYER
 ------------------------------------------------------------------------------------------------------------------------------
-------------------------------------------------------------------------------------------
   1 D  2.1303E-03  4.6453E-04  6.3974E-02  2.1303E-02  6.3974E-02   2.154          ACTIVE   0.000       0.000       0.000
1.000       1.000      2.1303E-02   0.000       0.000     DI1_164_167_L_0
   2 D   1.539      3.8719E-04   3.315       7.693       3.315       18.39          UL-RL  1.3127E+04 -0.2000       0.000
1.000       1.000       7.693       0.000       0.000     DI1_164_167_L_0
   3 D   5.344      3.1025E-04   6.753       26.72       6.753       37.47          UL-RL  1.3127E+04 -0.4000       0.000
1.000       1.000       26.72       0.000       0.000     DI1_164_167_L_0
   4 D   8.602      2.3409E-04   10.43       43.01       10.43       53.80          UL-RL  1.3127E+04 -0.6000       0.000
1.000       1.000       43.01       0.000       0.000     DI1_164_167_L_0
   5 D   8.522      1.5908E-04   14.28       42.61       14.28       53.45          UL-RL  1.3127E+04 -0.8000       0.000
1.000       1.000       42.61       0.000       0.000     DI1_164_167_L_0
   6 D   8.372      8.5549E-05   18.20       41.86       18.20       52.74          UL-RL  1.3127E+04  -1.000       0.000
1.000       1.000       41.86       0.000       0.000     DI1_164_167_L_0
   7 D   8.179      1.3826E-05   22.12       40.89       22.12       51.82          UL-RL  1.3127E+04  -1.200       0.000
1.000       1.000       40.89       0.000       0.000     DI1_164_167_L_0
   8 D   7.966     -5.5807E-05   26.30       39.83       26.30       50.80          UL-RL  1.3127E+04  -1.400       0.000
1.000       1.000       39.83       0.000       0.000     DI1_164_167_L_0
   9 D   7.750     -1.2309E-04   30.81       38.75       30.81       49.76          UL-RL  1.3127E+04  -1.600       0.000
1.000       1.000       38.75       0.000       0.000     DI1_164_167_L_0
  10 D   7.540     -1.8778E-04   34.86       37.70       34.86       48.75          UL-RL  1.3127E+04  -1.800       0.000
1.000       1.000       37.70       0.000       0.000     DI1_164_167_L_0
  11 D   7.345     -2.4967E-04   38.99       36.72       38.99       47.81          UL-RL  1.3127E+04  -2.000       0.000
1.000       1.000       36.72       0.000       0.000     DI1_164_167_L_0
  12 D   7.168     -3.0859E-04   42.97       35.84       42.97       46.96          UL-RL  1.3127E+04  -2.200       0.000
1.000       1.000       35.84       0.000       0.000     DI1_164_167_L_0
  13 D   7.014     -3.6435E-04   46.69       35.07       46.69       46.21          UL-RL  1.3127E+04  -2.400       0.000
1.000       1.000       35.07       0.000       0.000     DI1_164_167_L_0
  14 D   6.885     -4.1683E-04   50.50       34.42       50.50       45.58          UL-RL  1.3127E+04  -2.600       0.000
1.000       1.000       34.42       0.000       0.000     DI1_164_167_L_0
  15 D   6.781     -4.6592E-04   54.24       33.90       54.24       45.07          UL-RL  1.3127E+04  -2.800       0.000
1.000       1.000       33.90       0.000       0.000     DI1_164_167_L_0
  16 D   6.703     -5.1150E-04   57.92       33.52       57.92       44.69          UL-RL  1.3127E+04  -3.000       0.000
1.000       1.000       33.52       0.000       0.000     DI1_164_167_L_0
  17 D   6.653     -5.5353E-04   61.43       33.27       61.43       44.43          UL-RL  1.3127E+04  -3.200       0.000
1.000       1.000       33.27       0.000       0.000     DI1_164_167_L_0
  18 D   6.630     -5.9194E-04   65.03       33.15       65.03       44.30          UL-RL  1.3127E+04  -3.400       0.000
1.000       1.000       33.15       0.000       0.000     DI1_164_167_L_0
  19 D   6.634     -6.2671E-04   68.60       33.17       68.60       44.29          UL-RL  1.3127E+04  -3.600       0.000
1.000       1.000       33.17       0.000       0.000     DI1_164_167_L_0
  20 D   6.665     -6.5783E-04   72.14       33.32       72.14       44.41          UL-RL  1.3127E+04  -3.800       0.000
1.000       1.000       33.32       0.000       0.000     DI1_164_167_L_0
  21 D   6.721     -6.8532E-04   75.55       33.61       75.55       44.64          UL-RL  1.3127E+04  -4.000       0.000
1.000       1.000       33.61       0.000       0.000     DI1_164_167_L_0
  22 D   6.803     -7.0921E-04   79.05       34.02       79.05       44.99          UL-RL  1.3127E+04  -4.200       0.000
1.000       1.000       34.02       0.000       0.000     DI1_164_167_L_0
  23 D   6.910     -7.2956E-04   82.52       34.55       82.52       45.44          UL-RL  1.3127E+04  -4.400       0.000
1.000       1.000       34.55       0.000       0.000     DI1_164_167_L_0
  24 D   7.040     -7.4645E-04   85.63       35.20       85.63       46.00          UL-RL  1.3127E+04  -4.600       0.000
1.000       1.000       35.20       0.000       0.000     DI1_164_167_L_0
```

```
  25 D   7.193     -7.5999E-04   88.58       35.96       88.58       46.66          UL-RL  1.3127E+04  -4.800       0.000
1.000       1.000       35.96       0.000       0.000     DI1_164_167_L_0
  26 D   5.484     -7.7031E-04   91.54       27.42       91.54       49.39          UL-RL  3.1640E+04  -5.000       0.000
1.000       1.000       27.42       0.000       0.000     DI2_165_168_L_0
  27 D   5.673     -7.7754E-04   94.52       28.36       94.52       49.29          UL-RL  3.1640E+04  -5.200       0.000
1.000       1.000       28.36       0.000       0.000     DI2_165_168_L_0
  28 D   5.863     -7.8186E-04   97.51       29.31       97.51       49.37          UL-RL  3.1640E+04  -5.400       0.000
1.000       1.000       29.31       0.000       0.000     DI2_165_168_L_0
  29 D   6.053     -7.8345E-04   100.5       30.26       100.5       50.57          UL-RL  3.1640E+04  -5.600       0.000
1.000       1.000       30.26       0.000       0.000     DI2_165_168_L_0
  30 D   6.244     -7.8252E-04   103.5       31.22       103.5       52.10          UL-RL  3.1640E+04  -5.800       0.000
1.000       1.000       31.22       0.000       0.000     DI2_165_168_L_0
  31 D   6.435     -7.7929E-04   106.6       32.17       106.6       53.63          UL-RL  3.1640E+04  -6.000       0.000
1.000       1.000       32.17       0.000       0.000     DI2_165_168_L_0
  32 D   6.626     -7.7397E-04   109.6       33.13       109.6       55.17          UL-RL  3.1640E+04  -6.200       0.000
1.000       1.000       33.13       0.000       0.000     DI2_165_168_L_0
  33 D   6.818     -7.6678E-04   112.7       34.09       112.7       56.71          UL-RL  3.1640E+04  -6.400       0.000
1.000       1.000       34.09       0.000       0.000     DI2_165_168_L_0
  34 D   7.010     -7.5794E-04   115.7       35.05       115.7       58.25          UL-RL  3.1640E+04  -6.600       0.000
1.000       1.000       35.05       0.000       0.000     DI2_165_168_L_0
  35 D   7.202     -7.4764E-04   118.8       36.01       118.8       59.80          UL-RL  3.1640E+04  -6.800       0.000
1.000       1.000       36.01       0.000       0.000     DI2_165_168_L_0
  36 D   7.394     -7.3607E-04   121.9       36.97       121.9       61.35          UL-RL  3.1640E+04  -7.000       0.000
1.000       1.000       36.97       0.000       0.000     DI2_165_168_L_0
  37 D   7.587     -7.2341E-04   125.0       37.93       125.0       62.90          UL-RL  3.1640E+04  -7.200       0.000
1.000       1.000       37.93       0.000       0.000     DI2_165_168_L_0
  38 D   7.779     -7.0981E-04   128.1       38.90       128.1       64.45          UL-RL  3.1640E+04  -7.400       0.000
1.000       1.000       38.90       0.000       0.000     DI2_165_168_L_0
  39 D   7.972     -6.9544E-04   131.2       39.86       131.2       66.00          UL-RL  3.1640E+04  -7.600       0.000
1.000       1.000       39.86       0.000       0.000     DI2_165_168_L_0
  40 D   8.165     -6.8043E-04   134.3       40.83       134.3       67.56          UL-RL  3.1640E+04  -7.800       0.000
1.000       1.000       40.83       0.000       0.000     DI2_165_168_L_0
  41 D   8.358     -6.6491E-04   137.4       41.79       137.4       69.11          UL-RL  3.1640E+04  -8.000       0.000
1.000       1.000       41.79       0.000       0.000     DI2_165_168_L_0
  42 D   8.552     -6.4899E-04   140.5       42.76       140.5       70.67          UL-RL  3.1640E+04  -8.200       0.000
1.000       1.000       42.76       0.000       0.000     DI2_165_168_L_0
  43 D   8.745     -6.3277E-04   143.6       43.73       143.6       72.23          UL-RL  3.1640E+04  -8.400       0.000
1.000       1.000       43.73       0.000       0.000     DI2_165_168_L_0
  44 D   8.939     -6.1634E-04   146.7       44.69       146.7       73.79          UL-RL  3.1640E+04  -8.600       0.000
1.000       1.000       44.69       0.000       0.000     DI2_165_168_L_0
  45 D   9.250     -5.9976E-04   149.9       46.25       149.9       75.35          UL-RL  3.1640E+04  -8.800       0.000
1.000       1.000       46.25       0.000       0.000     DI2_165_168_L_0
  46 D   9.639     -5.8311E-04   153.0       48.20       153.0       76.90          UL-RL  3.1640E+04  -9.000       0.000
1.000       1.000       48.20       0.000       0.000     DI2_165_168_L_0
  47 D   10.03     -5.6640E-04   156.1       50.15       156.1       78.46          UL-RL  3.1640E+04  -9.200       0.000
1.000       1.000       50.15       0.000       0.000     DI2_165_168_L_0
  48 D   7.816     -5.4968E-04   159.3       52.11       159.3       80.02          UL-RL  3.1640E+04  -9.400       0.000
1.000       1.000       52.11       0.000       0.000     DI2_165_168_L_0
  49 D   2.654     -5.4132E-04   160.9       53.09       160.9       80.80          UL-RL  3.1640E+04  -9.500       0.000
1.000       1.000       53.09       0.000       0.000     DI2_165_168_L_0
```

```
+-----------------------------------------------------------------------------------------------------------------------+
|                  PARATIEPLUS(TM)   NLS ENGINE RELEASE  2018.0    FULL VERSION  *Build date:Nov 13, 2017*              |
|                                                                                                                       |
|                                    NewProject.BaseDesignSection_28.A1M1R1_1183                                        |
|                                 Exe Time : 4 September 2018 18:02:09                                                  |
+-----------------------------------------------------------------------------------------------------------------------+
New Project


S T R E S S   R E S U L T S   F O R   G R O U P   N O.   2

0_R                                                                  :
ELEMENT TYPE    5 NO.OF ELEMENTS. IN THIS GROUP   49
C U R R E N T   T I M E   I S     5.0000

 HARDENING 2D SOIL ELEMENT

 ****** TOTAL STRESS FORMULATION *****

 EL *   FORCE     DISPL-Y  VERTICAL-P  HORIZON.-P     MAX-V-P     MAX-H-P          STATE   STIFFNESS Z-LEVEL      PORE
E FACTOR    UFACTOR       Peq          Su_a        Su_p     LAYER
 ---------------------------------------------------------------------------------------------------------------------------
-----------------------------------------------------------------------------------------------
   1     0.000         --          --          --          --          --          REMOVED     --        0.000       0.000
1.000       1.000       0.000       0.000       0.000     not available
   2     0.000         --          --          --          --          --          REMOVED     --      -0.2000       0.000
1.000       1.000       0.000       0.000       0.000     not available
   3     0.000         --          --          --          --          --          REMOVED     --      -0.4000       0.000
1.000       1.000       0.000       0.000       0.000     not available
   4     0.000         --          --          --          --          --          REMOVED     --      -0.6000       0.000
1.000       1.000       0.000       0.000       0.000     not available
   5     0.000         --          --          --          --          --          REMOVED     --      -0.8000       0.000
1.000       1.000       0.000       0.000       0.000     not available
   6     0.000         --          --          --          --          --          REMOVED     --       -1.000       0.000
1.000       1.000       0.000       0.000       0.000     not available
   7     0.000         --          --          --          --          --          REMOVED     --       -1.200       0.000
1.000       1.000       0.000       0.000       0.000     not available
   8     0.000         --          --          --          --          --          REMOVED     --       -1.400       0.000
1.000       1.000       0.000       0.000       0.000     not available
   9     0.000         --          --          --          --          --          REMOVED     --       -1.600       0.000
1.000       1.000       0.000       0.000       0.000     not available
  10     0.000         --          --          --          --          --          REMOVED     --       -1.800       0.000
1.000       1.000       0.000       0.000       0.000     not available
  11     0.000         --          --          --          --          --          REMOVED     --       -2.000       0.000
1.000       1.000       0.000       0.000       0.000     not available
  12     0.000         --          --          --          --          --          REMOVED     --       -2.200       0.000
1.000       1.000       0.000       0.000       0.000     not available
  13     0.000         --          --          --          --          --          REMOVED     --       -2.400       0.000
1.000       1.000       0.000       0.000       0.000     not available
  14     0.000         --          --          --          --          --          REMOVED     --       -2.600       0.000
1.000       1.000       0.000       0.000       0.000     not available
  15     0.000         --          --          --          --          --          REMOVED     --       -2.800       0.000
1.000       1.000       0.000       0.000       0.000     not available
  16     0.000         --          --          --          --          --          REMOVED     --       -3.000       0.000
1.000       1.000       0.000       0.000       0.000     not available
  17     0.000         --          --          --          --          --          REMOVED     --       -3.200       0.000
1.000       1.000       0.000       0.000       0.000     not available
  18     0.000         --          --          --          --          --          REMOVED     --       -3.400       0.000
1.000       1.000       0.000       0.000       0.000     not available
  19     0.000         --          --          --          --          --          REMOVED     --       -3.600       0.000
1.000       1.000       0.000       0.000       0.000     not available
  20     0.000         --          --          --          --          --          REMOVED     --       -3.800       0.000
1.000       1.000       0.000       0.000       0.000     not available
  21     0.000         --          --          --          --          --          REMOVED     --       -4.000       0.000
1.000       1.000       0.000       0.000       0.000     not available
  22     0.000         --          --          --          --          --          REMOVED     --       -4.200       0.000
1.000       1.000       0.000       0.000       0.000     not available
  23     0.000         --          --          --          --          --          REMOVED     --       -4.400       0.000
1.000       1.000       0.000       0.000       0.000     not available
  24     0.000         --          --          --          --          --          REMOVED     --       -4.600       0.000
1.000       1.000       0.000       0.000       0.000     not available
```

25	0.000	--	--	--	--	--	REMOVED	--	-4.800	0.000		
1.000	1.000	0.000	0.000	0.000	not available							
26	0.000	--	--	--	--	--	REMOVED	--	-5.000	0.000		
1.000	1.000	0.000	0.000	0.000	not available							
27 D	0.000	7.7754E-04	1.600	0.000	1.600	0.8000	ACTIVE	0.000	-5.200	0.000		
1.000	1.000	0.000	0.000	0.000	DI2_165_168_L_0							
28 D	0.2721	7.8186E-04	4.800	1.361	4.800	2.400	UL-RL	2.0139E+04	-5.400	0.000		
1.000	1.000	1.361	0.000	0.000	DI2_165_168_L_0							
29 D	0.5839	7.8345E-04	8.000	2.920	8.000	4.000	UL-RL	2.0139E+04	-5.600	0.000		
1.000	1.000	2.920	0.000	0.000	DI2_165_168_L_0							
30 D	5.488	7.8252E-04	11.20	27.44	92.80	52.10	UL-RL	2.0139E+04	-5.800	0.000		
1.000	1.000	27.44	0.000	0.000	DI2_165_168_L_0							
31 D	8.521	7.7929E-04	14.40	42.60	96.00	53.63	UL-RL	2.0139E+04	-6.000	0.000		
1.000	1.000	42.60	0.000	0.000	DI2_165_168_L_0							
32 D	9.371	7.7397E-04	17.60	46.86	99.20	55.23	UL-RL	2.0139E+04	-6.200	0.000		
1.000	1.000	46.86	0.000	0.000	DI2_165_168_L_0							
33 D	9.848	7.6678E-04	20.80	49.24	102.4	56.92	UL-RL	2.0139E+04	-6.400	0.000		
1.000	1.000	49.24	0.000	0.000	DI2_165_168_L_0							
34 D	10.27	7.5794E-04	24.00	51.34	105.6	58.75	UL-RL	2.0139E+04	-6.600	0.000		
1.000	1.000	51.34	0.000	0.000	DI2_165_168_L_0							
35 D	10.66	7.4764E-04	27.20	53.29	108.8	60.57	UL-RL	2.0139E+04	-6.800	0.000		
1.000	1.000	53.29	0.000	0.000	DI2_165_168_L_0							
36 D	11.02	7.3607E-04	30.40	55.11	112.0	62.37	UL-RL	2.0139E+04	-7.000	0.000		
1.000	1.000	55.11	0.000	0.000	DI2_165_168_L_0							
37 D	11.37	7.2341E-04	33.60	56.84	115.2	64.14	UL-RL	2.0139E+04	-7.200	0.000		
1.000	1.000	56.84	0.000	0.000	DI2_165_168_L_0							
38 D	11.70	7.0981E-04	36.80	58.49	118.4	65.88	UL-RL	2.0139E+04	-7.400	0.000		
1.000	1.000	58.49	0.000	0.000	DI2_165_168_L_0							
39 D	12.01	6.9544E-04	40.00	60.07	121.6	67.59	UL-RL	2.0139E+04	-7.600	0.000		
1.000	1.000	60.07	0.000	0.000	DI2_165_168_L_0							
40 D	12.32	6.8043E-04	43.20	61.61	124.8	69.27	UL-RL	2.0139E+04	-7.800	0.000		
1.000	1.000	61.61	0.000	0.000	DI2_165_168_L_0							
41 D	12.62	6.6491E-04	46.40	63.10	128.0	70.94	UL-RL	2.0139E+04	-8.000	0.000		
1.000	1.000	63.10	0.000	0.000	DI2_165_168_L_0							
42 D	12.91	6.4899E-04	49.60	64.55	131.2	72.59	UL-RL	2.0139E+04	-8.200	0.000		
1.000	1.000	64.55	0.000	0.000	DI2_165_168_L_0							
43 D	13.20	6.3277E-04	52.80	65.98	134.4	74.23	UL-RL	2.0139E+04	-8.400	0.000		
1.000	1.000	65.98	0.000	0.000	DI2_165_168_L_0							
44 D	13.48	6.1634E-04	56.00	67.38	137.6	75.87	UL-RL	2.0139E+04	-8.600	0.000		
1.000	1.000	67.38	0.000	0.000	DI2_165_168_L_0							
45 D	13.75	5.9976E-04	59.20	68.76	140.8	77.49	UL-RL	2.0139E+04	-8.800	0.000		
1.000	1.000	68.76	0.000	0.000	DI2_165_168_L_0							
46 D	14.03	5.8311E-04	62.40	70.13	144.0	79.12	UL-RL	2.0139E+04	-9.000	0.000		
1.000	1.000	70.13	0.000	0.000	DI2_165_168_L_0							
47 D	14.30	5.6640E-04	65.60	71.48	147.2	80.74	UL-RL	2.0139E+04	-9.200	0.000		
1.000	1.000	71.48	0.000	0.000	DI2_165_168_L_0							
48 D	10.92	5.4968E-04	68.80	72.83	150.4	82.37	UL-RL	2.0139E+04	-9.400	0.000		
1.000	1.000	72.83	0.000	0.000	DI2_165_168_L_0							
49 D	3.675	5.4132E-04	70.40	73.50	152.0	83.18	UL-RL	2.0139E+04	-9.500	0.000		
1.000	1.000	73.50	0.000	0.000	DI2_165_168_L_0							

```
+-----------------------------------------------------------------------------------------------------------------------+
|                  PARATIEPLUS(TM)   NLS ENGINE RELEASE  2018.0    FULL VERSION  *Build date:Nov 13, 2017*              |
|                                                                                                                       |
|                                     NewProject.BaseDesignSection_28.A1M1R1_1183                                       |
|                                 Exe Time : 4 September 2018 18:02:09                                                  |
+-----------------------------------------------------------------------------------------------------------------------+
New Project


S T R E S S   R E S U L T S   F O R   G R O U P   N O.   3

WallElement_33                                                  :
ELEMENT TYPE    2 NO.OF ELEMENTS. IN THIS GROUP   48
C U R R E N T   T I M E   I S     5.0000

 WALL2D ELEMENT

   EL      TA          TB          MA          MB
-----------------------------------------------------
    1 -120.98      120.98    -2.27129E-12 -24.196
    2 -119.44      119.44      24.196     -48.084
    3 -114.10      114.10      48.084     -70.904
    4 -105.50      105.50      70.904     -92.003
    5 -96.973      96.973      92.003     -111.40
    6 -88.602      88.602      111.40     -129.12
    7 -80.423      80.423      129.12     -145.20
    8 -72.457      72.457      145.20     -159.69
    9 -64.708      64.708      159.69     -172.64
   10 -57.167      57.167      172.64     -184.07
   11 -49.823      49.823      184.07     -194.03
   12 -42.654      42.654      194.03     -202.56
   13 -35.640      35.640      202.56     -209.69
   14 -28.755      28.755      209.69     -215.44
   15 -21.975      21.975      215.44     -219.84
   16 -15.271      15.271      219.84     -222.89
   17 -8.6183      8.6183      222.89     -224.62
   18 -1.9882      1.9882      224.62     -225.01
   19  4.6459     -4.6459      225.01     -224.08
   20  11.310     -11.310      224.08     -221.82
   21  18.032     -18.032      221.82     -218.22
   22  24.835     -24.835      218.22     -213.25
   23  31.745     -31.745      213.25     -206.90
   24  38.785     -38.785      206.90     -199.14
   25  45.977     -45.977      199.14     -189.95
   26  51.461     -51.461      189.95     -179.66
   27  57.174     -57.174      179.66     -168.22
   28  62.764     -62.764      168.22     -155.67
   29  68.233     -68.233      155.67     -142.02
   30  68.989     -68.989      142.02     -128.22
   31  66.903     -66.903      128.22     -114.84
   32  64.158     -64.158      114.84     -102.01
   33  61.128     -61.128      102.01     -89.786
   34  57.870     -57.870      89.786     -78.212
   35  54.415     -54.415      78.212     -67.329
   36  50.788     -50.788      67.329     -57.171
   37  47.007     -47.007      57.171     -47.770
   38  43.089     -43.089      47.770     -39.152
   39  39.047     -39.047      39.152     -31.343
   40  34.891     -34.891      31.343     -24.365
   41  30.630     -30.630      24.365     -18.239
   42  26.271     -26.271      18.239     -12.984
   43  21.821     -21.821      12.984     -8.6201
   44  17.284     -17.284      8.6201     -5.1633
   45  12.782     -12.782      5.1633     -2.6070
   46  8.3955     -8.3955      2.6070    -0.92787
   47  4.1290     -4.1290     0.92787    -0.10207
   48  1.0207     -1.0207     0.10207     3.66840E-11
```

```
+-------------------------------------------------------------------------------------------------------------------------------+
|                   PARATIEPLUS(TM)   NLS ENGINE RELEASE  2018.0    FULL VERSION  *Build date:Nov 13, 2017*                    |
|                                                                                                                               |
|                                     NewProject.BaseDesignSection_28.A1M1R1_1183                                               |
|                                  Exe Time : 4 September 2018 18:02:09                                                         |
+-------------------------------------------------------------------------------------------------------------------------------+
New Project


S T R E S S    R E S U L T S    F O R    G R O U P    N O.    4

Tieback_175                                                 :
ELEMENT TYPE    6 NO.OF ELEMENTS. IN THIS GROUP    1
C U R R E N T    T I M E    I S      5.0000

 POST-TENSION 2D-BOUNDARY ELEMENT

         EL    FORCE          d0          EDISPL     pl. eps          K     -ve limit   +ve limit
-------------------------------------------------------------------------------------------------------------
 ANCHOR    1   139.69     -1.20791E-03 -5.05036E-04   0.0000       1689.0       0.0000       0.0000     ELASTIC  ORIGINAL
YOUNG MODULUS

 ITER     0 RNORM = 0.000     RMNORM= 0.000
             RINORM=0.3245E+06 RIMNOR=0.2016E+07
             RENORM=0.1657E-02 REMNOR=0.1424E-19 RATIO =0.7147E-04 TOLER =0.1000E-03      CONVERGED !
             RFMAX = 121.0     RMMAX = 225.0
             RTSMAL=0.1000E-02 RMSMAL=0.1000E-02
             RDT   =0.3245E+06 RDR   =0.2016E+07
             RATIOT=0.7147E-04 RATIOR= 0.000
             MAX UN=0.9586E-02 IEQ=     1 NODE      1 DOF   1  Y-DISPL.F
             MIN UN=-.3956E-01 IEQ=    53 NODE     27 DOF   1  Y-DISPL.F
             NO. OF CONTACT CONSTRAINT VIOLATIONS     0


 ITER     1 RNORM = 0.000     RMNORM= 0.000
             RINORM=0.3245E+06 RIMNOR=0.2016E+07
             RENORM=0.3079E-06 REMNOR=0.1235E-19 RATIO =0.9741E-06 TOLER =0.1000E-03      CONVERGED !
             RFMAX = 121.0     RMMAX = 225.0
             RTSMAL=0.1000E-02 RMSMAL=0.1000E-02
             RDT   =0.3245E+06 RDR   =0.2016E+07
             RATIOT=0.9741E-06 RATIOR= 0.000
             MAX UN=0.1118E-03 IEQ=     1 NODE      1 DOF   1  Y-DISPL.F
             MIN UN=-.5435E-03 IEQ=    53 NODE     27 DOF   1  Y-DISPL.F
             NO. OF CONTACT CONSTRAINT VIOLATIONS     0


 ITER     2 RNORM = 0.000     RMNORM= 0.000
             RINORM=0.3245E+06 RIMNOR=0.2016E+07
             RENORM=0.7886E-17 REMNOR=0.2135E-19 RATIO =0.4930E-11 TOLER =0.1000E-03      CONVERGED !
             RFMAX = 121.0     RMMAX = 225.0
             RTSMAL=0.1000E-02 RMSMAL=0.1000E-02
             RDT   =0.3245E+06 RDR   =0.2016E+07
             RATIOT=0.4930E-11 RATIOR= 0.000
             MAX UN=0.1564E-08 IEQ=    97 NODE     49 DOF   1  Y-DISPL.F
             MIN UN=-.1569E-08 IEQ=    95 NODE     48 DOF   1  Y-DISPL.F
             NO. OF CONTACT CONSTRAINT VIOLATIONS     0
```

```
+-------------------------------------------------------------------------------------------------------------------------+
|                   PARATIEPLUS(TM)   NLS ENGINE RELEASE  2018.0    FULL VERSION  *Build date:Nov 13, 2017*              |
|                                                                                                                         |
|                                      NewProject.BaseDesignSection_28.A1M1R1_1183                                        |
|                                   Exe Time : 4 September 2018 18:02:09                                                  |
+-------------------------------------------------------------------------------------------------------------------------+
New Project
SOLUTION REACHED USING     2 ITERATIONS ON   40

P R I N T   O U T   F O R   T I M E   S T E P    6     ( AT TIME   6.000     )

PRINT OUT OF ACTIVE COMPONENTS (FIXED NODES ARE NOT PRINTED OUT)

          Y-DISPL.F        X-ROT. F
            (02)             (04)           (
    1  -4.6443974E-04   3.8692486E-04
    2  -3.8712022E-04   3.8594316E-04
    3  -3.1019254E-04   3.8301056E-04
    4  -2.3404233E-04   3.7818291E-04
    5  -1.5903817E-04   3.7157337E-04
    6  -8.5522507E-05   3.6332091E-04
    7  -1.3810188E-05   3.5356263E-04
    8   5.5811111E-05   3.4243283E-04
    9   1.2308024E-04   3.3006253E-04
   10   1.8776192E-04   3.1657925E-04
   11   2.4964602E-04   3.0210709E-04
   12   3.0854689E-04   2.8676683E-04
   13   3.6430273E-04   2.7067625E-04
   14   4.1677504E-04   2.5395045E-04
   15   4.6584808E-04   2.3670223E-04
   16   5.1142849E-04   2.1904247E-04
   17   5.5344513E-04   2.0108053E-04
   18   5.9184801E-04   1.8292496E-04
   19   6.2660939E-04   1.6468349E-04
   20   6.5772285E-04   1.4646375E-04
   21   6.8520340E-04   1.2837375E-04
   22   7.0908809E-04   1.1052196E-04
   23   7.2943539E-04   9.3018219E-05
   24   7.4632600E-04   7.5973817E-05
   25   7.5986309E-04   5.9501964E-05
   26   7.7017266E-04   4.3718164E-05
   27   7.7740305E-04   2.8725372E-05
   28   7.8172153E-04   1.4613990E-05
   29   7.8331351E-04   1.4755178E-06
   30   7.8238258E-04  -1.0600272E-05
   31   7.7914761E-04  -2.1562840E-05
   32   7.7383097E-04  -3.1422909E-05
   33   7.6664936E-04  -4.0219763E-05
   34   7.5781083E-04  -4.8000191E-05
   35   7.4751364E-04  -5.4815193E-05
   36   7.3594549E-04  -6.0719224E-05
   37   7.2328292E-04  -6.5769716E-05
   38   7.0969055E-04  -7.0026816E-05
   39   6.9532092E-04  -7.3552948E-05
   40   6.8031380E-04  -7.6412690E-05
   41   6.6479584E-04  -7.8672555E-05
   42   6.4888022E-04  -8.0400831E-05
   43   6.3266628E-04  -8.1667452E-05
   44   6.1623925E-04  -8.2543883E-05
   45   5.9966997E-04  -8.3103037E-05
   46   5.8301438E-04  -8.3418256E-05
   47   5.6631412E-04  -8.3561654E-05
   48   5.4959649E-04  -8.3603436E-05
   49   5.4123568E-04  -8.3605507E-05
```

```
+-------------------------------------------------------------------------------------------------------------------------------+
|                   PARATIEPLUS(TM)   NLS ENGINE RELEASE  2018.0    FULL VERSION  *Build date:Nov 13, 2017*                    |
|                                                                                                                               |
|                                     NewProject.BaseDesignSection_28.A1M1R1_1183                                               |
|                                  Exe Time : 4 September 2018 18:02:09                                                         |
+-------------------------------------------------------------------------------------------------------------------------------+
New Project


S T R E S S   R E S U L T S   F O R   G R O U P   N O.   1

0_L                                                          :
ELEMENT TYPE    5 NO.OF ELEMENTS. IN THIS GROUP   49
C U R R E N T   T I M E   I S      6.0000

 HARDENING 2D SOIL ELEMENT

 ****** TOTAL STRESS FORMULATION *****

  EL *   FORCE     DISPL-Y  VERTICAL-P  HORIZON.-P     MAX-V-P     MAX-H-P           STATE   STIFFNESS Z-LEVEL      PORE
E FACTOR    UFACTOR       Peq           Su_a         Su_p     LAYER
 ------------------------------------------------------------------------------------------------------------------------------
-------------------------------------------------------------------------------------------
   1 D  2.1303E-03  4.6444E-04  6.3974E-02  2.1303E-02  6.3974E-02   2.154          ACTIVE   0.000       0.000       0.000
1.000       1.000      2.1303E-02   0.000       0.000     DI1_164_167_L_0
   2 D   1.538      3.8712E-04   3.315       7.692       3.315       18.39          UL-RL  1.3127E+04 -0.2000       0.000
1.000       1.000       7.692       0.000       0.000     DI1_164_167_L_0
   3 D   5.344      3.1019E-04   6.753       26.72       6.753       37.47          UL-RL  1.3127E+04 -0.4000       0.000
1.000       1.000       26.72       0.000       0.000     DI1_164_167_L_0
   4 D   8.602      2.3404E-04   10.43       43.01       10.43       53.80          UL-RL  1.3127E+04 -0.6000       0.000
1.000       1.000       43.01       0.000       0.000     DI1_164_167_L_0
   5 D   8.522      1.5904E-04   14.28       42.61       14.28       53.45          UL-RL  1.3127E+04 -0.8000       0.000
1.000       1.000       42.61       0.000       0.000     DI1_164_167_L_0
   6 D   8.371      8.5523E-05   18.20       41.86       18.20       52.74          UL-RL  1.3127E+04  -1.000       0.000
1.000       1.000       41.86       0.000       0.000     DI1_164_167_L_0
   7 D   8.179      1.3810E-05   22.12       40.89       22.12       51.82          UL-RL  1.3127E+04  -1.200       0.000
1.000       1.000       40.89       0.000       0.000     DI1_164_167_L_0
   8 D   7.966     -5.5811E-05   26.30       39.83       26.30       50.80          UL-RL  1.3127E+04  -1.400       0.000
1.000       1.000       39.83       0.000       0.000     DI1_164_167_L_0
   9 D   7.750     -1.2308E-04   30.81       38.75       30.81       49.76          UL-RL  1.3127E+04  -1.600       0.000
1.000       1.000       38.75       0.000       0.000     DI1_164_167_L_0
  10 D   7.540     -1.8776E-04   34.86       37.70       34.86       48.75          UL-RL  1.3127E+04  -1.800       0.000
1.000       1.000       37.70       0.000       0.000     DI1_164_167_L_0
  11 D   7.345     -2.4965E-04   38.99       36.72       38.99       47.81          UL-RL  1.3127E+04  -2.000       0.000
1.000       1.000       36.72       0.000       0.000     DI1_164_167_L_0
  12 D   7.169     -3.0855E-04   42.97       35.84       42.97       46.96          UL-RL  1.3127E+04  -2.200       0.000
1.000       1.000       35.84       0.000       0.000     DI1_164_167_L_0
  13 D   7.014     -3.6430E-04   46.69       35.07       46.69       46.21          UL-RL  1.3127E+04  -2.400       0.000
1.000       1.000       35.07       0.000       0.000     DI1_164_167_L_0
  14 D   6.885     -4.1678E-04   50.50       34.42       50.50       45.58          UL-RL  1.3127E+04  -2.600       0.000
1.000       1.000       34.42       0.000       0.000     DI1_164_167_L_0
  15 D   6.781     -4.6585E-04   54.24       33.90       54.24       45.07          UL-RL  1.3127E+04  -2.800       0.000
1.000       1.000       33.90       0.000       0.000     DI1_164_167_L_0
  16 D   6.704     -5.1143E-04   57.92       33.52       57.92       44.69          UL-RL  1.3127E+04  -3.000       0.000
1.000       1.000       33.52       0.000       0.000     DI1_164_167_L_0
  17 D   6.653     -5.5345E-04   61.43       33.27       61.43       44.43          UL-RL  1.3127E+04  -3.200       0.000
1.000       1.000       33.27       0.000       0.000     DI1_164_167_L_0
  18 D   6.630     -5.9185E-04   65.03       33.15       65.03       44.30          UL-RL  1.3127E+04  -3.400       0.000
1.000       1.000       33.15       0.000       0.000     DI1_164_167_L_0
  19 D   6.634     -6.2661E-04   68.60       33.17       68.60       44.29          UL-RL  1.3127E+04  -3.600       0.000
1.000       1.000       33.17       0.000       0.000     DI1_164_167_L_0
  20 D   6.665     -6.5772E-04   72.14       33.32       72.14       44.41          UL-RL  1.3127E+04  -3.800       0.000
1.000       1.000       33.32       0.000       0.000     DI1_164_167_L_0
  21 D   6.722     -6.8520E-04   75.55       33.61       75.55       44.64          UL-RL  1.3127E+04  -4.000       0.000
1.000       1.000       33.61       0.000       0.000     DI1_164_167_L_0
  22 D   6.804     -7.0909E-04   79.05       34.02       79.05       44.99          UL-RL  1.3127E+04  -4.200       0.000
1.000       1.000       34.02       0.000       0.000     DI1_164_167_L_0
  23 D   6.910     -7.2944E-04   82.52       34.55       82.52       45.44          UL-RL  1.3127E+04  -4.400       0.000
1.000       1.000       34.55       0.000       0.000     DI1_164_167_L_0
  24 D   7.040     -7.4633E-04   85.63       35.20       85.63       46.00          UL-RL  1.3127E+04  -4.600       0.000
1.000       1.000       35.20       0.000       0.000     DI1_164_167_L_0
```

```
  25 D   7.193     -7.5986E-04   88.58       35.96       88.58       46.66          UL-RL  1.3127E+04  -4.800       0.000
1.000       1.000       35.96       0.000       0.000     DI1_164_167_L_0
  26 D   5.485     -7.7017E-04   91.54       27.42       91.54       49.39          UL-RL  3.1640E+04  -5.000       0.000
1.000       1.000       27.42       0.000       0.000     DI2_165_168_L_0
  27 D   5.674     -7.7740E-04   94.52       28.37       94.52       49.29          UL-RL  3.1640E+04  -5.200       0.000
1.000       1.000       28.37       0.000       0.000     DI2_165_168_L_0
  28 D   5.863     -7.8172E-04   97.51       29.32       97.51       49.37          UL-RL  3.1640E+04  -5.400       0.000
1.000       1.000       29.32       0.000       0.000     DI2_165_168_L_0
  29 D   6.054     -7.8331E-04   100.5       30.27       100.5       50.57          UL-RL  3.1640E+04  -5.600       0.000
1.000       1.000       30.27       0.000       0.000     DI2_165_168_L_0
  30 D   6.245     -7.8238E-04   103.5       31.22       103.5       52.10          UL-RL  3.1640E+04  -5.800       0.000
1.000       1.000       31.22       0.000       0.000     DI2_165_168_L_0
  31 D   6.436     -7.7915E-04   106.6       32.18       106.6       53.63          UL-RL  3.1640E+04  -6.000       0.000
1.000       1.000       32.18       0.000       0.000     DI2_165_168_L_0
  32 D   6.627     -7.7383E-04   109.6       33.14       109.6       55.17          UL-RL  3.1640E+04  -6.200       0.000
1.000       1.000       33.14       0.000       0.000     DI2_165_168_L_0
  33 D   6.819     -7.6665E-04   112.7       34.09       112.7       56.71          UL-RL  3.1640E+04  -6.400       0.000
1.000       1.000       34.09       0.000       0.000     DI2_165_168_L_0
  34 D   7.011     -7.5781E-04   115.7       35.05       115.7       58.25          UL-RL  3.1640E+04  -6.600       0.000
1.000       1.000       35.05       0.000       0.000     DI2_165_168_L_0
  35 D   7.203     -7.4751E-04   118.8       36.01       118.8       59.80          UL-RL  3.1640E+04  -6.800       0.000
1.000       1.000       36.01       0.000       0.000     DI2_165_168_L_0
  36 D   7.395     -7.3595E-04   121.9       36.97       121.9       61.35          UL-RL  3.1640E+04  -7.000       0.000
1.000       1.000       36.97       0.000       0.000     DI2_165_168_L_0
  37 D   7.587     -7.2328E-04   125.0       37.94       125.0       62.90          UL-RL  3.1640E+04  -7.200       0.000
1.000       1.000       37.94       0.000       0.000     DI2_165_168_L_0
  38 D   7.780     -7.0969E-04   128.1       38.90       128.1       64.45          UL-RL  3.1640E+04  -7.400       0.000
1.000       1.000       38.90       0.000       0.000     DI2_165_168_L_0
  39 D   7.973     -6.9532E-04   131.2       39.86       131.2       66.00          UL-RL  3.1640E+04  -7.600       0.000
1.000       1.000       39.86       0.000       0.000     DI2_165_168_L_0
  40 D   8.166     -6.8031E-04   134.3       40.83       134.3       67.56          UL-RL  3.1640E+04  -7.800       0.000
1.000       1.000       40.83       0.000       0.000     DI2_165_168_L_0
  41 D   8.359     -6.6480E-04   137.4       41.79       137.4       69.11          UL-RL  3.1640E+04  -8.000       0.000
1.000       1.000       41.79       0.000       0.000     DI2_165_168_L_0
  42 D   8.552     -6.4888E-04   140.5       42.76       140.5       70.67          UL-RL  3.1640E+04  -8.200       0.000
1.000       1.000       42.76       0.000       0.000     DI2_165_168_L_0
  43 D   8.746     -6.3267E-04   143.6       43.73       143.6       72.23          UL-RL  3.1640E+04  -8.400       0.000
1.000       1.000       43.73       0.000       0.000     DI2_165_168_L_0
  44 D   8.939     -6.1624E-04   146.7       44.70       146.7       73.79          UL-RL  3.1640E+04  -8.600       0.000
1.000       1.000       44.70       0.000       0.000     DI2_165_168_L_0
  45 D   9.250     -5.9967E-04   149.9       46.25       149.9       75.35          UL-RL  3.1640E+04  -8.800       0.000
1.000       1.000       46.25       0.000       0.000     DI2_165_168_L_0
  46 D   9.640     -5.8301E-04   153.0       48.20       153.0       76.90          UL-RL  3.1640E+04  -9.000       0.000
1.000       1.000       48.20       0.000       0.000     DI2_165_168_L_0
  47 D   10.03     -5.6631E-04   156.1       50.16       156.1       78.46          UL-RL  3.1640E+04  -9.200       0.000
1.000       1.000       50.16       0.000       0.000     DI2_165_168_L_0
  48 D   7.817     -5.4960E-04   159.3       52.11       159.3       80.02          UL-RL  3.1640E+04  -9.400       0.000
1.000       1.000       52.11       0.000       0.000     DI2_165_168_L_0
  49 D   2.655     -5.4124E-04   160.9       53.09       160.9       80.80          UL-RL  3.1640E+04  -9.500       0.000
1.000       1.000       53.09       0.000       0.000     DI2_165_168_L_0
```

```
+-----------------------------------------------------------------------------------------------------------------------+
|                  PARATIEPLUS(TM)   NLS ENGINE RELEASE  2018.0    FULL VERSION  *Build date:Nov 13, 2017*              |
|                                                                                                                       |
|                                    NewProject.BaseDesignSection_28.A1M1R1_1183                                        |
|                                 Exe Time : 4 September 2018 18:02:09                                                  |
+-----------------------------------------------------------------------------------------------------------------------+
New Project


S T R E S S   R E S U L T S   F O R   G R O U P   N O.   2

0_R                                                          :
ELEMENT TYPE    5 NO.OF ELEMENTS. IN THIS GROUP   49
C U R R E N T   T I M E   I S     6.0000

 HARDENING 2D SOIL ELEMENT

 ****** TOTAL STRESS FORMULATION *****

 EL *   FORCE     DISPL-Y  VERTICAL-P  HORIZON.-P     MAX-V-P     MAX-H-P          STATE   STIFFNESS Z-LEVEL      PORE
E FACTOR    UFACTOR       Peq          Su_a        Su_p     LAYER
 ---------------------------------------------------------------------------------------------------------------------------
-----------------------------------------------------------------------------------------------
   1     0.000         --          --          --          --          --          REMOVED     --        0.000       0.000
1.000       1.000       0.000       0.000       0.000     not available
   2     0.000         --          --          --          --          --          REMOVED     --      -0.2000       0.000
1.000       1.000       0.000       0.000       0.000     not available
   3     0.000         --          --          --          --          --          REMOVED     --      -0.4000       0.000
1.000       1.000       0.000       0.000       0.000     not available
   4     0.000         --          --          --          --          --          REMOVED     --      -0.6000       0.000
1.000       1.000       0.000       0.000       0.000     not available
   5     0.000         --          --          --          --          --          REMOVED     --      -0.8000       0.000
1.000       1.000       0.000       0.000       0.000     not available
   6     0.000         --          --          --          --          --          REMOVED     --       -1.000       0.000
1.000       1.000       0.000       0.000       0.000     not available
   7     0.000         --          --          --          --          --          REMOVED     --       -1.200       0.000
1.000       1.000       0.000       0.000       0.000     not available
   8     0.000         --          --          --          --          --          REMOVED     --       -1.400       0.000
1.000       1.000       0.000       0.000       0.000     not available
   9     0.000         --          --          --          --          --          REMOVED     --       -1.600       0.000
1.000       1.000       0.000       0.000       0.000     not available
  10     0.000         --          --          --          --          --          REMOVED     --       -1.800       0.000
1.000       1.000       0.000       0.000       0.000     not available
  11     0.000         --          --          --          --          --          REMOVED     --       -2.000       0.000
1.000       1.000       0.000       0.000       0.000     not available
  12     0.000         --          --          --          --          --          REMOVED     --       -2.200       0.000
1.000       1.000       0.000       0.000       0.000     not available
  13     0.000         --          --          --          --          --          REMOVED     --       -2.400       0.000
1.000       1.000       0.000       0.000       0.000     not available
  14     0.000         --          --          --          --          --          REMOVED     --       -2.600       0.000
1.000       1.000       0.000       0.000       0.000     not available
  15     0.000         --          --          --          --          --          REMOVED     --       -2.800       0.000
1.000       1.000       0.000       0.000       0.000     not available
  16     0.000         --          --          --          --          --          REMOVED     --       -3.000       0.000
1.000       1.000       0.000       0.000       0.000     not available
  17     0.000         --          --          --          --          --          REMOVED     --       -3.200       0.000
1.000       1.000       0.000       0.000       0.000     not available
  18     0.000         --          --          --          --          --          REMOVED     --       -3.400       0.000
1.000       1.000       0.000       0.000       0.000     not available
  19     0.000         --          --          --          --          --          REMOVED     --       -3.600       0.000
1.000       1.000       0.000       0.000       0.000     not available
  20     0.000         --          --          --          --          --          REMOVED     --       -3.800       0.000
1.000       1.000       0.000       0.000       0.000     not available
  21     0.000         --          --          --          --          --          REMOVED     --       -4.000       0.000
1.000       1.000       0.000       0.000       0.000     not available
  22     0.000         --          --          --          --          --          REMOVED     --       -4.200       0.000
1.000       1.000       0.000       0.000       0.000     not available
  23     0.000         --          --          --          --          --          REMOVED     --       -4.400       0.000
1.000       1.000       0.000       0.000       0.000     not available
  24     0.000         --          --          --          --          --          REMOVED     --       -4.600       0.000
1.000       1.000       0.000       0.000       0.000     not available
```

```
  25     0.000         --          --          --          --          --          REMOVED     --        -4.800        0.000
1.000       1.000       0.000       0.000       0.000     not available
  26     0.000         --          --          --          --          --          REMOVED     --        -5.000        0.000
1.000       1.000       0.000       0.000       0.000     not available
  27 D   0.000      7.7740E-04   1.600       0.000       1.600       0.8000       ACTIVE    0.000      -5.200        0.000
1.000       1.000       0.000       0.000       0.000     DI2_165_168_L_0
  28 D 0.2716       7.8172E-04   4.800       1.358       4.800       2.400        UL-RL   2.0139E+04  -5.400        0.000
1.000       1.000       1.358       0.000       0.000     DI2_165_168_L_0
  29 D 0.5834       7.8331E-04   8.000       2.917       8.000       4.000        UL-RL   2.0139E+04  -5.600        0.000
1.000       1.000       2.917       0.000       0.000     DI2_165_168_L_0
  30 D   5.487      7.8238E-04   11.20       27.44       92.80       52.10        UL-RL   2.0139E+04  -5.800        0.000
1.000       1.000       27.44       0.000       0.000     DI2_165_168_L_0
  31 D   8.520      7.7915E-04   14.40       42.60       96.00       53.63        UL-RL   2.0139E+04  -6.000        0.000
1.000       1.000       42.60       0.000       0.000     DI2_165_168_L_0
  32 D   9.371      7.7383E-04   17.60       46.85       99.20       55.23        UL-RL   2.0139E+04  -6.200        0.000
1.000       1.000       46.85       0.000       0.000     DI2_165_168_L_0
  33 D   9.847      7.6665E-04   20.80       49.23       102.4       56.92        UL-RL   2.0139E+04  -6.400        0.000
1.000       1.000       49.23       0.000       0.000     DI2_165_168_L_0
  34 D   10.27      7.5781E-04   24.00       51.34       105.6       58.75        UL-RL   2.0139E+04  -6.600        0.000
1.000       1.000       51.34       0.000       0.000     DI2_165_168_L_0
  35 D   10.66      7.4751E-04   27.20       53.28       108.8       60.57        UL-RL   2.0139E+04  -6.800        0.000
1.000       1.000       53.28       0.000       0.000     DI2_165_168_L_0
  36 D   11.02      7.3595E-04   30.40       55.11       112.0       62.37        UL-RL   2.0139E+04  -7.000        0.000
1.000       1.000       55.11       0.000       0.000     DI2_165_168_L_0
  37 D   11.37      7.2328E-04   33.60       56.83       115.2       64.14        UL-RL   2.0139E+04  -7.200        0.000
1.000       1.000       56.83       0.000       0.000     DI2_165_168_L_0
  38 D   11.70      7.0969E-04   36.80       58.48       118.4       65.88        UL-RL   2.0139E+04  -7.400        0.000
1.000       1.000       58.48       0.000       0.000     DI2_165_168_L_0
  39 D   12.01      6.9532E-04   40.00       60.07       121.6       67.59        UL-RL   2.0139E+04  -7.600        0.000
1.000       1.000       60.07       0.000       0.000     DI2_165_168_L_0
  40 D   12.32      6.8031E-04   43.20       61.60       124.8       69.27        UL-RL   2.0139E+04  -7.800        0.000
1.000       1.000       61.60       0.000       0.000     DI2_165_168_L_0
  41 D   12.62      6.6480E-04   46.40       63.09       128.0       70.94        UL-RL   2.0139E+04  -8.000        0.000
1.000       1.000       63.09       0.000       0.000     DI2_165_168_L_0
  42 D   12.91      6.4888E-04   49.60       64.55       131.2       72.59        UL-RL   2.0139E+04  -8.200        0.000
1.000       1.000       64.55       0.000       0.000     DI2_165_168_L_0
  43 D   13.19      6.3267E-04   52.80       65.97       134.4       74.23        UL-RL   2.0139E+04  -8.400        0.000
1.000       1.000       65.97       0.000       0.000     DI2_165_168_L_0
  44 D   13.48      6.1624E-04   56.00       67.38       137.6       75.87        UL-RL   2.0139E+04  -8.600        0.000
1.000       1.000       67.38       0.000       0.000     DI2_165_168_L_0
  45 D   13.75      5.9967E-04   59.20       68.76       140.8       77.49        UL-RL   2.0139E+04  -8.800        0.000
1.000       1.000       68.76       0.000       0.000     DI2_165_168_L_0
  46 D   14.03      5.8301E-04   62.40       70.13       144.0       79.12        UL-RL   2.0139E+04  -9.000        0.000
1.000       1.000       70.13       0.000       0.000     DI2_165_168_L_0
  47 D   14.30      5.6631E-04   65.60       71.48       147.2       80.74        UL-RL   2.0139E+04  -9.200        0.000
1.000       1.000       71.48       0.000       0.000     DI2_165_168_L_0
  48 D   10.92      5.4960E-04   68.80       72.83       150.4       82.37        UL-RL   2.0139E+04  -9.400        0.000
1.000       1.000       72.83       0.000       0.000     DI2_165_168_L_0
  49 D   3.675      5.4124E-04   70.40       73.50       152.0       83.18        UL-RL   2.0139E+04  -9.500        0.000
1.000       1.000       73.50       0.000       0.000     DI2_165_168_L_0
```

```
+-----------------------------------------------------------------------------------------------------------------------+
|                  PARATIEPLUS(TM)   NLS ENGINE RELEASE  2018.0    FULL VERSION  *Build date:Nov 13, 2017*              |
|                                                                                                                       |
|                                    NewProject.BaseDesignSection_28.A1M1R1_1183                                        |
|                                 Exe Time : 4 September 2018 18:02:09                                                  |
+-----------------------------------------------------------------------------------------------------------------------+
New Project


S T R E S S   R E S U L T S   F O R   G R O U P   N O.   3

WallElement_33                                                  :
ELEMENT TYPE    2 NO.OF ELEMENTS. IN THIS GROUP   48
C U R R E N T   T I M E   I S     6.0000

 WALL2D ELEMENT

   EL      TA          TB          MA          MB
-----------------------------------------------------
    1 -120.97      120.97     1.50950E-11 -24.194
    2 -119.43      119.43      24.194     -48.081
    3 -114.09      114.09      48.081     -70.898
    4 -105.49      105.49      70.898     -91.996
    5 -96.964      96.964      91.996     -111.39
    6 -88.593      88.593      111.39     -129.11
    7 -80.414      80.414      129.11     -145.19
    8 -72.448      72.448      145.19     -159.68
    9 -64.699      64.699      159.68     -172.62
   10 -57.159      57.159      172.62     -184.05
   11 -49.814      49.814      184.05     -194.01
   12 -42.645      42.645      194.01     -202.54
   13 -35.631      35.631      202.54     -209.67
   14 -28.746      28.746      209.67     -215.42
   15 -21.965      21.965      215.42     -219.81
   16 -15.262      15.262      219.81     -222.86
   17 -8.6084      8.6084      222.86     -224.59
   18 -1.9781      1.9781      224.59     -224.98
   19  4.6562     -4.6562      224.98     -224.05
   20  11.321     -11.321      224.05     -221.79
   21  18.043     -18.043      221.79     -218.18
   22  24.846     -24.846      218.18     -213.21
   23  31.756     -31.756      213.21     -206.86
   24  38.797     -38.797      206.86     -199.10
   25  45.990     -45.990      199.10     -189.90
   26  51.474     -51.474      189.90     -179.60
   27  57.148     -57.148      179.60     -168.17
   28  62.740     -62.740      168.17     -155.63
   29  68.210     -68.210      155.63     -141.98
   30  68.968     -68.968      141.98     -128.19
   31  66.883     -66.883      128.19     -114.81
   32  64.139     -64.139      114.81     -101.99
   33  61.111     -61.111      101.99     -89.764
   34  57.855     -57.855      89.764     -78.193
   35  54.401     -54.401      78.193     -67.313
   36  50.775     -50.775      67.313     -57.158
   37  46.996     -46.996      57.158     -47.759
   38  43.079     -43.079      47.759     -39.143
   39  39.038     -39.038      39.143     -31.336
   40  34.883     -34.883      31.336     -24.359
   41  30.623     -30.623      24.359     -18.235
   42  26.265     -26.265      18.235     -12.982
   43  21.816     -21.816      12.982     -8.6183
   44  17.281     -17.281      8.6183     -5.1622
   45  12.779     -12.779      5.1622     -2.6064
   46  8.3937     -8.3937      2.6064    -0.92768
   47  4.1281     -4.1281     0.92768    -0.10205
   48  1.0205     -1.0205     0.10205     7.83302E-11
```

```
+-----------------------------------------------------------------------------------------------------------------------+
|                   PARATIEPLUS(TM)   NLS ENGINE RELEASE  2018.0    FULL VERSION  *Build date:Nov 13, 2017*             |
|                                                                                                                       |
|                                    NewProject.BaseDesignSection_28.A1M1R1_1183                                        |
|                                  Exe Time : 4 September 2018 18:02:09                                                 |
+-----------------------------------------------------------------------------------------------------------------------+
New Project


S T R E S S    R E S U L T S    F O R    G R O U P    N O.    4

Tieback_175                                                 :
ELEMENT TYPE    6 NO.OF ELEMENTS. IN THIS GROUP    1
C U R R E N T    T I M E    I S      6.0000

 POST-TENSION 2D-BOUNDARY ELEMENT

         EL    FORCE          d0          EDISPL     pl. eps          K     -ve limit   +ve limit
-----------------------------------------------------------------------------------------------------------------
 ANCHOR    1   139.69     -1.20791E-03 -5.04962E-04   0.0000       1689.0       0.0000       0.0000     ELASTIC  ORIGINAL
YOUNG MODULUS
```

```
+-----------------------------------------------------------------------------------------------------------------------+
|                  PARATIEPLUS(TM)   NLS ENGINE RELEASE  2018.0    FULL VERSION  *Build date:Nov 13, 2017*              |
|                                                                                                                       |
|                                    NewProject.BaseDesignSection_28.A1M1R1_1183                                        |
|                                 Exe Time : 4 September 2018 18:02:09                                                  |
+-----------------------------------------------------------------------------------------------------------------------+


    F I N A L   I N C R E M E N T A L   A N A L Y S I S

                    S U M M A R Y

    STEP                                   NO. OF ITERATIONS

       1          CONVERGENCE :YES                        2
       2          CONVERGENCE :YES                        3
       3          CONVERGENCE :YES                        5
       4          CONVERGENCE :YES                        4
       5          CONVERGENCE :YES                        2
       6          CONVERGENCE :YES                        2


 END OF PROCESS FOR PROBLEM
New Project
NONLINEAR SOLUTION CPU TIME ....    0.09 [sec]
DATABASE  CREATION CPU TIME.....    0.33 [sec]
```

Design Assumption : A2+M2+R1 - File di Paratie - File di input (.d)

```
* PARATIE ANALYSIS FOR DESIGN SECTION:Base Design Section USING ASSUMPTION: A2+M2+R1
 * Time:martedì 4 settembre 2018 18:02:10
 * 1: Defining general settings
 UNIT  m kN
 TITLE New Project
 DELTA 0.2
 option param itemax 40
 option control hinges 0 0.0001 0.001

 * 2: Defining wall(s)
 WALL LeftWall_32 0 -9.5 0 1

 * 3: Defining surfaces for wall(s)
 SOIL 0_L LeftWall_32 -9.5 0 1 0
 SOIL 0_R LeftWall_32 -9.5 0 2 180

 * 4: Defining soil layers
 *
 * Soil Profile (Rilevato_2_8_L_0)
 *
 LDATA Rilevato_2_8_L_0 3 LeftWall_32
 ATREST 0.5 0.5 1
 WEIGHT 19 10 10
 PERMEABILITY 0.0001
 RESISTANCE 0 38 0 0 0
 YOUNG 1.5E+04 4.5E+04
 ENDL
 *
 * Soil Profile (DI1_164_167_L_0)
 *
 LDATA DI1_164_167_L_0 0 LeftWall_32
 ATREST 0.5 0.5 1
 WEIGHT 16 6 10
 PERMEABILITY 1E-05
 RESISTANCE 0 30 0 0 0
 YOUNG 3E+04 4.8E+04
 ENDL
 *
 * Soil Profile (DI2_165_168_L_0)
 *
 LDATA DI2_165_168_L_0 -5 LeftWall_32
 ATREST 0.5 0.5 1
 WEIGHT 16 6 10
 PERMEABILITY 1E-05
 RESISTANCE 1 33 0 0 0
 YOUNG 6.8E+04 1.088E+05
 ENDL

 * 5: Defining structural materials
 * Steel material: 108 Name=Fe360 E=206000200 kPa
 MATERIAL Fe360_108 2.06E+08
 * Concrete material: 104 Name=C25/30 E=31475800 kPa
 MATERIAL C2530_104 3.148E+07
 * Rebar material: 124 Name=acciaio armonico E=200100000 kPa
 MATERIAL acciaioarmonico_124 2.001E+08
 * Concrete material: 103 Name=C20/25 E=29962000 kPa
 MATERIAL C2025_103 2.996E+07

 * 6: Defining structural elements
 * 6.1: Beams and combined Wall Elements
 BEAM WallElement_33 LeftWall_32 -9.5 0 C2530_104 0.9794 00 00 0


 * 6.2: Supports
 WIRE Tieback_175 LeftWall_32 0 acciaioarmonico_124 8.441E-06 138.5 30 0 0
```

```
* 6.3: Strips
STRIP LeftWall_32 1 6 1 3.5 0 26 45
STRIP LeftWall_32 1 6 11 19 2.7 26 45

* 7: Defining Steps
STEP Stage1_31
CHANGE Rilevato_2_8_L_0 U-FRICT=32.01 LeftWall_32
CHANGE Rilevato_2_8_L_0 D-FRICT=32.01 LeftWall_32
CHANGE Rilevato_2_8_L_0 U-KA=0.307 LeftWall_32
CHANGE Rilevato_2_8_L_0 U-KP=4.847 LeftWall_32
CHANGE Rilevato_2_8_L_0 D-KA=0.307 LeftWall_32
CHANGE Rilevato_2_8_L_0 D-KP=4.847 LeftWall_32
CHANGE DI1_164_167_L_0 U-FRICT=24.79 LeftWall_32
CHANGE DI1_164_167_L_0 D-FRICT=24.79 LeftWall_32
CHANGE DI1_164_167_L_0 U-KA=0.409 LeftWall_32
CHANGE DI1_164_167_L_0 U-KP=3.983 LeftWall_32
CHANGE DI1_164_167_L_0 D-KA=0.409 LeftWall_32
CHANGE DI1_164_167_L_0 D-KP=3.185 LeftWall_32
CHANGE DI2_165_168_L_0 U-FRICT=27.45 LeftWall_32
CHANGE DI2_165_168_L_0 D-FRICT=27.45 LeftWall_32
CHANGE DI2_165_168_L_0 U-KA=0.369 LeftWall_32
CHANGE DI2_165_168_L_0 U-KP=4.602 LeftWall_32
CHANGE DI2_165_168_L_0 D-KA=0.369 LeftWall_32
CHANGE DI2_165_168_L_0 D-KP=3.695 LeftWall_32
CHANGE Rilevato_2_8_L_0 U-COHE=0 LeftWall_32
CHANGE Rilevato_2_8_L_0 U-ADHES=0 LeftWall_32
CHANGE Rilevato_2_8_L_0 D-COHE=0 LeftWall_32
CHANGE Rilevato_2_8_L_0 D-ADHES=0 LeftWall_32
CHANGE DI1_164_167_L_0 U-COHE=0 LeftWall_32
CHANGE DI1_164_167_L_0 U-ADHES=0 LeftWall_32
CHANGE DI1_164_167_L_0 D-COHE=0 LeftWall_32
CHANGE DI1_164_167_L_0 D-ADHES=0 LeftWall_32
CHANGE DI2_165_168_L_0 U-COHE=0.8 LeftWall_32
CHANGE DI2_165_168_L_0 U-ADHES=0 LeftWall_32
CHANGE DI2_165_168_L_0 D-COHE=0.8 LeftWall_32
CHANGE DI2_165_168_L_0 D-ADHES=0 LeftWall_32
SETWALL LeftWall_32
GEOM 0 0
WATER -18 0 -9.5 0 0
ADD WallElement_33
ENDSTEP

STEP Stage2_183
SETWALL LeftWall_32
GEOM 0 -1
WATER -18 0 -9.5 0 0
ENDSTEP

STEP Stage3_283
SETWALL LeftWall_32
GEOM 0 -1
WATER -18 0 -9.5 0 0
ADD Tieback_175
ENDSTEP

STEP Stage4_383
SETWALL LeftWall_32
GEOM 0 -5.6
WATER -18 0 -9.5 0 0
ENDSTEP

STEP Stage5_744
SETWALL LeftWall_32
GEOM 0 -5.1
WATER -18 0 -9.5 0 0
ENDSTEP

STEP Stage6_2841
SETWALL LeftWall_32
GEOM 0 -5.1
WATER -18 0 -9.5 0 0
```

```
ENDSTEP
```

Design Assumption : A2+M2+R1 - File di Paratie - File di output (.out)

```
+-------------------------------------------------------------------------------------------------------------------------+
|                   PARATIEPLUS(TM)   NLS ENGINE RELEASE  2018.0    FULL VERSION  *Build date:Nov 13, 2017*               |
|                                                                                                                         |
|                                    NewProject.BaseDesignSection_28.A2M2R1_1213                                          |
|                                  Exe Time : 4 September 2018 18:02:10                                                   |
+-------------------------------------------------------------------------------------------------------------------------+

                  ************************************************************
                  *                                                          *
                  *  PARATIE PLUS Non-Linear Spring Engine                   *
                  *                                                          *
                  *          AN ELASTOPLASTIC FINITE ELEMENT PROGRAM         *
                  *          FOR FLEXIBLE EARTH-RETAINING STRUCTURES         *
                  *                                                          *
                  *          Written by Ce.A.S. s.r.l. (ITALY)               *
                  *          with the scientific supervision of              *
                  *          Roberto Nova - full professor SOIL MECHANICS    *
                  *          at Politecnico di Milano (ITALY)                *
                  *                                                          *
                  ************************************************************
                  *                                                          *
                  *  RELEASE   2018.0     *Build date:Nov 13, 2017*    *     
                  *                                                         *
                  *                                                          *
                  *  Ce.A.S.     S.R.L   CENTRO DI ANALISI STRUTTURALE       *
                  *              VIALE   GIUSTINIANO 10                      *
                  *              20129   M I L A N O  (ITALIA)               *
                  *  TEL.        +39 02 2020221                              *
                  *                                                          *
                  *  email       bruno.becci@ceas.it                         *
                  *  Web Page    www.ceas.it     www.paratieplus.com         *
                  ************************************************************



 JOB : NewProject.BaseDesignSection_28.A2M2R1_1213
 STARTING
ACCEPTED   <FILE,GENW                                                        >
ACCEPTED   <FILE,PLOTTER,BINARY                                              >
ACCEPTED   <SOLVE TOTAL_STRESS                                               >
ACCEPTED   <PARAM ITEMAX 40                                                  >
ACCEPTED   <CONTROL HINGES 0 0.0001 0.001                                    >


                  ************************************************************
                  *                                                          *
                  *  WARNING : PORE PRESSURES ARE AUTOMATICALLY COMPUTED     *
                  *    BY THE PROGRAM.                                       *
                  ************************************************************

PRELIMINARY OPERATIONS CPU TIME     0.00 [sec]
```

```
+-----------------------------------------------------------------------------------------------------------------------+
|                   PARATIEPLUS(TM)   NLS ENGINE RELEASE  2018.0    FULL VERSION  *Build date:Nov 13, 2017*             |
|                                                                                                                       |
|                                     NewProject.BaseDesignSection_28.A2M2R1_1213                                       |
|                                  Exe Time : 4 September 2018 18:02:10                                                 |
+-----------------------------------------------------------------------------------------------------------------------+


INPUT FILE HAS BEEN GENERATED BY WALGEN PROGRAM


New Project


NO. OF NODAL POINTS (NUMNP) ...................   49
NO. OF COORDINATES  (NCOORD)...................    2
NO. OF NODE DOFS    (NDOF).....................    2
NO. OF EQUATIONS    (NEQ)......................   98
NO. OF CONSTRAINTS CARDS (NVINC)...............    0
NO. OF ELEMENT GROUPS (NEG)....................    4
NO. OF SOLUTION STEPS (NSTE)...................    6
NO. OF ELEMENT SETS ATTACHED TO SLAVE NODES ...    0
NO. OF RECORD FROM WALGEN .....................   99
NO. OF LONG NAMES (LASTNAME) ..................   24
LENGTH UNIT CHOICE ............................    3 (M   )
FORCE  UNIT CHOICE ............................    3 (KN  )
MAX PORE PRESSURE TABLE LENGTH.................    1
NO. OF ELEMENT GROUPS REQUIRING ADD. SLIP DOF .    0


IDOFA (01) =  2  Y-DISPL.F
IDOFA (02) =  4   X-ROT. F

 RELEVANT ITEMS UNITS

 STRESSES                  kPa
 Y-DISPLACEMENTS           m
 ROTATIONS                 RADIANS
 BEAM AND SLAB MOMENTS     kN*m/m
 BEAM SHEAR FORCES         kN/m
 ANCHOR FORCES             kN/m
 AXIAL FORCES IN TRUSSES   kN/m
 AXIAL FORCES SPRINGS      kN/m
 Y-REACTIONS               kN/m
 X-MOMENT REACTIONS        kN*m/m
 ETC.
```

```
+-------------------------------------------------------------------------------------------------------------------------+
|                   PARATIEPLUS(TM)   NLS ENGINE RELEASE  2018.0    FULL VERSION  *Build date:Nov 13, 2017*               |
|                                                                                                                         |
|                                    NewProject.BaseDesignSection_28.A2M2R1_1213                                          |
|                                  Exe Time : 4 September 2018 18:02:10                                                   |
+-------------------------------------------------------------------------------------------------------------------------+
                   P R E P R O C E S S O R     D A T A

                   N O.  O F   C O M M A N D S     99

    1 : UNIT  m kN
    2 : TITLE New Project
    3 : DELTA 0.2
    4 : option param itemax 40
    5 : option control hinges 0 0.0001 0.001
    6 : WALL LeftWall_32 0 -9.5 0 1
    7 : SOIL 0_L LeftWall_32 -9.5 0 1 0
    8 : SOIL 0_R LeftWall_32 -9.5 0 2 180
    9 : LDATA Rilevato_2_8_L_0 3 LeftWall_32
   10 : ATREST 0.5 0.5 1
   11 : WEIGHT 19 10 10
   12 : PERMEABILITY 0.0001
   13 : RESISTANCE 0 38 0 0 0
   14 : YOUNG 1.5E+04 4.5E+04
   15 : ENDL
   16 : LDATA DI1_164_167_L_0 0 LeftWall_32
   17 : ATREST 0.5 0.5 1
   18 : WEIGHT 16 6 10
   19 : PERMEABILITY 1E-05
   20 : RESISTANCE 0 30 0 0 0
   21 : YOUNG 3E+04 4.8E+04
   22 : ENDL
   23 : LDATA DI2_165_168_L_0 -5 LeftWall_32
   24 : ATREST 0.5 0.5 1
   25 : WEIGHT 16 6 10
   26 : PERMEABILITY 1E-05
   27 : RESISTANCE 1 33 0 0 0
   28 : YOUNG 6.8E+04 1.088E+05
   29 : ENDL
   30 : MATERIAL Fe360_108 2.06E+08
   31 : MATERIAL C2530_104 3.148E+07
   32 : MATERIAL acciaioarmonico_124 2.001E+08
   33 : MATERIAL C2025_103 2.996E+07
   34 : BEAM WallElement_33 LeftWall_32 -9.5 0 C2530_104 0.9794 00 00 0
   35 : WIRE Tieback_175 LeftWall_32 0 acciaioarmonico_124 8.441E-06 138.5 30 0 0
   36 : STRIP LeftWall_32 1 6 1 3.5 0 26 45
   37 : STRIP LeftWall_32 1 6 11 19 2.7 26 45
   38 : STEP Stage1_31
   39 : CHANGE Rilevato_2_8_L_0 U-FRICT=32.01 LeftWall_32
   40 : CHANGE Rilevato_2_8_L_0 D-FRICT=32.01 LeftWall_32
   41 : CHANGE Rilevato_2_8_L_0 U-KA=0.307 LeftWall_32
   42 : CHANGE Rilevato_2_8_L_0 U-KP=4.847 LeftWall_32
   43 : CHANGE Rilevato_2_8_L_0 D-KA=0.307 LeftWall_32
   44 : CHANGE Rilevato_2_8_L_0 D-KP=4.847 LeftWall_32
   45 : CHANGE DI1_164_167_L_0 U-FRICT=24.79 LeftWall_32
   46 : CHANGE DI1_164_167_L_0 D-FRICT=24.79 LeftWall_32
   47 : CHANGE DI1_164_167_L_0 U-KA=0.409 LeftWall_32
   48 : CHANGE DI1_164_167_L_0 U-KP=3.983 LeftWall_32
   49 : CHANGE DI1_164_167_L_0 D-KA=0.409 LeftWall_32
   50 : CHANGE DI1_164_167_L_0 D-KP=3.185 LeftWall_32
   51 : CHANGE DI2_165_168_L_0 U-FRICT=27.45 LeftWall_32
   52 : CHANGE DI2_165_168_L_0 D-FRICT=27.45 LeftWall_32
   53 : CHANGE DI2_165_168_L_0 U-KA=0.369 LeftWall_32
   54 : CHANGE DI2_165_168_L_0 U-KP=4.602 LeftWall_32
   55 : CHANGE DI2_165_168_L_0 D-KA=0.369 LeftWall_32
   56 : CHANGE DI2_165_168_L_0 D-KP=3.695 LeftWall_32
   57 : CHANGE Rilevato_2_8_L_0 U-COHE=0 LeftWall_32
   58 : CHANGE Rilevato_2_8_L_0 U-ADHES=0 LeftWall_32
   59 : CHANGE Rilevato_2_8_L_0 D-COHE=0 LeftWall_32
   60 : CHANGE Rilevato_2_8_L_0 D-ADHES=0 LeftWall_32
   61 : CHANGE DI1_164_167_L_0 U-COHE=0 LeftWall_32
```

```
62 : CHANGE DI1_164_167_L_0 U-ADHES=0 LeftWall_32
63 : CHANGE DI1_164_167_L_0 D-COHE=0 LeftWall_32
64 : CHANGE DI1_164_167_L_0 D-ADHES=0 LeftWall_32
65 : CHANGE DI2_165_168_L_0 U-COHE=0.8 LeftWall_32
66 : CHANGE DI2_165_168_L_0 U-ADHES=0 LeftWall_32
67 : CHANGE DI2_165_168_L_0 D-COHE=0.8 LeftWall_32
68 : CHANGE DI2_165_168_L_0 D-ADHES=0 LeftWall_32
69 : SETWALL LeftWall_32
70 : GEOM 0 0
71 : WATER -18 0 -9.5 0 0
72 : ADD WallElement_33
73 : ENDSTEP
74 : STEP Stage2_183
75 : SETWALL LeftWall_32
76 : GEOM 0 -1
77 : WATER -18 0 -9.5 0 0
78 : ENDSTEP
79 : STEP Stage3_283
80 : SETWALL LeftWall_32
81 : GEOM 0 -1
82 : WATER -18 0 -9.5 0 0
83 : ADD Tieback_175
84 : ENDSTEP
85 : STEP Stage4_383
86 : SETWALL LeftWall_32
87 : GEOM 0 -5.6
88 : WATER -18 0 -9.5 0 0
89 : ENDSTEP
90 : STEP Stage5_744
91 : SETWALL LeftWall_32
92 : GEOM 0 -5.1
93 : WATER -18 0 -9.5 0 0
94 : ENDSTEP
95 : STEP Stage6_2841
96 : SETWALL LeftWall_32
97 : GEOM 0 -5.1
98 : WATER -18 0 -9.5 0 0
99 : ENDSTEP
```

```
+-----------------------------------------------------------------------------------------------------------------------+
|                  PARATIEPLUS(TM)   NLS ENGINE RELEASE  2018.0    FULL VERSION  *Build date:Nov 13, 2017*              |
|                                                                                                                       |
|                                    NewProject.BaseDesignSection_28.A2M2R1_1213                                         |
|                                 Exe Time : 4 September 2018 18:02:10                                                  |
+-----------------------------------------------------------------------------------------------------------------------+
N O D A L   P O I N T   D A T A
--------------------------------

NODE     Y-COORD     Z-COORD / NODE     Y-COORD     Z-COORD / NODE     Y-COORD     Z-COORD / NODE     Y-COORD     Z-COORD /

   1  0.0000      0.0000     /    2  0.0000    -0.20000     /    3  0.0000    -0.40000     /    4  0.0000    -0.60000     /
   5  0.0000    -0.80000     /    6  0.0000     -1.0000     /    7  0.0000     -1.2000     /    8  0.0000     -1.4000     /
   9  0.0000     -1.6000     /   10  0.0000     -1.8000     /   11  0.0000     -2.0000     /   12  0.0000     -2.2000     /
  13  0.0000     -2.4000     /   14  0.0000     -2.6000     /   15  0.0000     -2.8000     /   16  0.0000     -3.0000     /
  17  0.0000     -3.2000     /   18  0.0000     -3.4000     /   19  0.0000     -3.6000     /   20  0.0000     -3.8000     /
  21  0.0000     -4.0000     /   22  0.0000     -4.2000     /   23  0.0000     -4.4000     /   24  0.0000     -4.6000     /
  25  0.0000     -4.8000     /   26  0.0000     -5.0000     /   27  0.0000     -5.2000     /   28  0.0000     -5.4000     /
  29  0.0000     -5.6000     /   30  0.0000     -5.8000     /   31  0.0000     -6.0000     /   32  0.0000     -6.2000     /
  33  0.0000     -6.4000     /   34  0.0000     -6.6000     /   35  0.0000     -6.8000     /   36  0.0000     -7.0000     /
  37  0.0000     -7.2000     /   38  0.0000     -7.4000     /   39  0.0000     -7.6000     /   40  0.0000     -7.8000     /
  41  0.0000     -8.0000     /   42  0.0000     -8.2000     /   43  0.0000     -8.4000     /   44  0.0000     -8.6000     /
  45  0.0000     -8.8000     /   46  0.0000     -9.0000     /   47  0.0000     -9.2000     /   48  0.0000     -9.4000     /
  49  0.0000     -9.5000     /
```

```
+-------------------------------------------------------------------------------------------------------------------------+
|                   PARATIEPLUS(TM)   NLS ENGINE RELEASE  2018.0    FULL VERSION  *Build date:Nov 13, 2017*               |
|                                                                                                                         |
|                                     NewProject.BaseDesignSection_28.A2M2R1_1213                                         |
|                                  Exe Time : 4 September 2018 18:02:10                                                   |
+-------------------------------------------------------------------------------------------------------------------------+
 ELEMENT GROUP NO.  1

0_L                                                          :
   5  49   0   1   0   0   0   0   0   0   0   0   0   0   0   3   0   0   0   0
.....................................
.........2D PLASTIC SOIL ..........
.....................................

element group behaviour throughout stage analysis

stage   status
------------------
    1   active
    2   active
    3   active
    4   active
    5   active
    6   active

 material set no.    1

 prop( 1) angle              0.00000
 prop( 2) layer as foreseen  1.00000


 material set no.    2

 prop( 1) angle              0.00000
 prop( 2) layer as foreseen  2.00000


 material set no.    3

 prop( 1) angle              0.00000
 prop( 2) layer as foreseen  3.00000


 element data

   el    n  mat      area      .....     .....     .....      flag
-------------------------------------------------------------------

    1    1    2   0.1000     0.000     0.000     0.000     1.000
    2    2    2   0.2000     0.000     0.000     0.000     1.000
    3    3    2   0.2000     0.000     0.000     0.000     1.000
    4    4    2   0.2000     0.000     0.000     0.000     1.000
    5    5    2   0.2000     0.000     0.000     0.000     1.000
    6    6    2   0.2000     0.000     0.000     0.000     1.000
    7    7    2   0.2000     0.000     0.000     0.000     1.000
    8    8    2   0.2000     0.000     0.000     0.000     1.000
    9    9    2   0.2000     0.000     0.000     0.000     1.000
   10   10    2   0.2000     0.000     0.000     0.000     1.000
   11   11    2   0.2000     0.000     0.000     0.000     1.000
   12   12    2   0.2000     0.000     0.000     0.000     1.000
   13   13    2   0.2000     0.000     0.000     0.000     1.000
   14   14    2   0.2000     0.000     0.000     0.000     1.000
   15   15    2   0.2000     0.000     0.000     0.000     1.000
   16   16    2   0.2000     0.000     0.000     0.000     1.000
   17   17    2   0.2000     0.000     0.000     0.000     1.000
   18   18    2   0.2000     0.000     0.000     0.000     1.000
   19   19    2   0.2000     0.000     0.000     0.000     1.000
   20   20    2   0.2000     0.000     0.000     0.000     1.000
   21   21    2   0.2000     0.000     0.000     0.000     1.000
   22   22    2   0.2000     0.000     0.000     0.000     1.000
   23   23    2   0.2000     0.000     0.000     0.000     1.000
```

24	24	2	0.2000	0.000	0.000	0.000	1.000
25	25	2	0.2000	0.000	0.000	0.000	1.000
26	26	2	0.2000	0.000	0.000	0.000	1.000
27	27	3	0.2000	0.000	0.000	0.000	1.000
28	28	3	0.2000	0.000	0.000	0.000	1.000
29	29	3	0.2000	0.000	0.000	0.000	1.000
30	30	3	0.2000	0.000	0.000	0.000	1.000
31	31	3	0.2000	0.000	0.000	0.000	1.000
32	32	3	0.2000	0.000	0.000	0.000	1.000
33	33	3	0.2000	0.000	0.000	0.000	1.000
34	34	3	0.2000	0.000	0.000	0.000	1.000
35	35	3	0.2000	0.000	0.000	0.000	1.000
36	36	3	0.2000	0.000	0.000	0.000	1.000
37	37	3	0.2000	0.000	0.000	0.000	1.000
38	38	3	0.2000	0.000	0.000	0.000	1.000
39	39	3	0.2000	0.000	0.000	0.000	1.000
40	40	3	0.2000	0.000	0.000	0.000	1.000
41	41	3	0.2000	0.000	0.000	0.000	1.000
42	42	3	0.2000	0.000	0.000	0.000	1.000
43	43	3	0.2000	0.000	0.000	0.000	1.000
44	44	3	0.2000	0.000	0.000	0.000	1.000
45	45	3	0.2000	0.000	0.000	0.000	1.000
46	46	3	0.2000	0.000	0.000	0.000	1.000
47	47	3	0.2000	0.000	0.000	0.000	1.000
48	48	3	0.1500	0.000	0.000	0.000	1.000
49	49	3	0.5000E-01	0.000	0.000	0.000	1.000

```
+-------------------------------------------------------------------------------------------------------------------------+
|                   PARATIEPLUS(TM)   NLS ENGINE RELEASE  2018.0    FULL VERSION  *Build date:Nov 13, 2017*               |
|                                                                                                                         |
|                                     NewProject.BaseDesignSection_28.A2M2R1_1213                                         |
|                                  Exe Time : 4 September 2018 18:02:10                                                   |
+-------------------------------------------------------------------------------------------------------------------------+
 ELEMENT GROUP NO.  2

0_R                                                          :
   5  49   0   1   0   0   0   0   0   0   0   0   0   0   0   3   0   0   0   0
.....................................
.........2D PLASTIC SOIL ..........
.....................................

element group behaviour throughout stage analysis

stage   status
------------------
    1   active
    2   active
    3   active
    4   active
    5   active
    6   active

 material set no.    1

 prop( 1) angle              180.000
 prop( 2) layer as foreseen  1.00000


 material set no.    2

 prop( 1) angle              180.000
 prop( 2) layer as foreseen  2.00000


 material set no.    3

 prop( 1) angle              180.000
 prop( 2) layer as foreseen  3.00000


 element data

   el    n  mat      area      .....     .....     .....      flag
-------------------------------------------------------------------

    1    1    2   0.1000     0.000     0.000     0.000     2.000
    2    2    2   0.2000     0.000     0.000     0.000     2.000
    3    3    2   0.2000     0.000     0.000     0.000     2.000
    4    4    2   0.2000     0.000     0.000     0.000     2.000
    5    5    2   0.2000     0.000     0.000     0.000     2.000
    6    6    2   0.2000     0.000     0.000     0.000     2.000
    7    7    2   0.2000     0.000     0.000     0.000     2.000
    8    8    2   0.2000     0.000     0.000     0.000     2.000
    9    9    2   0.2000     0.000     0.000     0.000     2.000
   10   10    2   0.2000     0.000     0.000     0.000     2.000
   11   11    2   0.2000     0.000     0.000     0.000     2.000
   12   12    2   0.2000     0.000     0.000     0.000     2.000
   13   13    2   0.2000     0.000     0.000     0.000     2.000
   14   14    2   0.2000     0.000     0.000     0.000     2.000
   15   15    2   0.2000     0.000     0.000     0.000     2.000
   16   16    2   0.2000     0.000     0.000     0.000     2.000
   17   17    2   0.2000     0.000     0.000     0.000     2.000
   18   18    2   0.2000     0.000     0.000     0.000     2.000
   19   19    2   0.2000     0.000     0.000     0.000     2.000
   20   20    2   0.2000     0.000     0.000     0.000     2.000
   21   21    2   0.2000     0.000     0.000     0.000     2.000
   22   22    2   0.2000     0.000     0.000     0.000     2.000
   23   23    2   0.2000     0.000     0.000     0.000     2.000
```

24	24	2	0.2000	0.000	0.000	0.000	2.000
25	25	2	0.2000	0.000	0.000	0.000	2.000
26	26	2	0.2000	0.000	0.000	0.000	2.000
27	27	3	0.2000	0.000	0.000	0.000	2.000
28	28	3	0.2000	0.000	0.000	0.000	2.000
29	29	3	0.2000	0.000	0.000	0.000	2.000
30	30	3	0.2000	0.000	0.000	0.000	2.000
31	31	3	0.2000	0.000	0.000	0.000	2.000
32	32	3	0.2000	0.000	0.000	0.000	2.000
33	33	3	0.2000	0.000	0.000	0.000	2.000
34	34	3	0.2000	0.000	0.000	0.000	2.000
35	35	3	0.2000	0.000	0.000	0.000	2.000
36	36	3	0.2000	0.000	0.000	0.000	2.000
37	37	3	0.2000	0.000	0.000	0.000	2.000
38	38	3	0.2000	0.000	0.000	0.000	2.000
39	39	3	0.2000	0.000	0.000	0.000	2.000
40	40	3	0.2000	0.000	0.000	0.000	2.000
41	41	3	0.2000	0.000	0.000	0.000	2.000
42	42	3	0.2000	0.000	0.000	0.000	2.000
43	43	3	0.2000	0.000	0.000	0.000	2.000
44	44	3	0.2000	0.000	0.000	0.000	2.000
45	45	3	0.2000	0.000	0.000	0.000	2.000
46	46	3	0.2000	0.000	0.000	0.000	2.000
47	47	3	0.2000	0.000	0.000	0.000	2.000
48	48	3	0.1500	0.000	0.000	0.000	2.000
49	49	3	0.5000E-01	0.000	0.000	0.000	2.000

```
+-----------------------------------------------------------------------------------------------------------------------+
|                   PARATIEPLUS(TM)   NLS ENGINE RELEASE  2018.0    FULL VERSION  *Build date:Nov 13, 2017*             |
|                                                                                                                       |
|                                     NewProject.BaseDesignSection_28.A2M2R1_1213                                       |
|                                  Exe Time : 4 September 2018 18:02:10                                                 |
+-----------------------------------------------------------------------------------------------------------------------+
 ELEMENT GROUP NO.  3

WallElement_33                                          :
   2  48   0   1   0   0   0   0   0   0   0   0   0   0   1   0   0   1   0
.....................................
.........2D WALL ELEMENT...........
.....................................

element group behaviour throughout stage analysis

stage   status
------------------
    1   active
    2   active
    3   active
    4   active
    5   active
    6   active

 material set no.    1

 prop( 1) young modulus      0.314800E+08
 prop( 2) modification  time  0.00000
 prop( 3) new young modulus   0.00000
 prop( 4) poisson ratio       0.00000
 prop( 5) future ............0.294300E-43

 no. of step variable items:     1
 step  inertia multipier
--------------------------
    1   1.000
    2   1.000
    3   1.000
    4   1.000
    5   1.000
    6   1.000

 element data

   el   na   nb  mat      erc1      erc2     thick      by-i      by-j
-------------------------------------------------------------

    1    1    2    1    0.000     0.000    0.9794     0.000     0.000
    2    2    3    1    0.000     0.000    0.9794     0.000     0.000
    3    3    4    1    0.000     0.000    0.9794     0.000     0.000
    4    4    5    1    0.000     0.000    0.9794     0.000     0.000
    5    5    6    1    0.000     0.000    0.9794     0.000     0.000
    6    6    7    1    0.000     0.000    0.9794     0.000     0.000
    7    7    8    1    0.000     0.000    0.9794     0.000     0.000
    8    8    9    1    0.000     0.000    0.9794     0.000     0.000
    9    9   10    1    0.000     0.000    0.9794     0.000     0.000
   10   10   11    1    0.000     0.000    0.9794     0.000     0.000
   11   11   12    1    0.000     0.000    0.9794     0.000     0.000
   12   12   13    1    0.000     0.000    0.9794     0.000     0.000
   13   13   14    1    0.000     0.000    0.9794     0.000     0.000
   14   14   15    1    0.000     0.000    0.9794     0.000     0.000
   15   15   16    1    0.000     0.000    0.9794     0.000     0.000
   16   16   17    1    0.000     0.000    0.9794     0.000     0.000
   17   17   18    1    0.000     0.000    0.9794     0.000     0.000
   18   18   19    1    0.000     0.000    0.9794     0.000     0.000
   19   19   20    1    0.000     0.000    0.9794     0.000     0.000
   20   20   21    1    0.000     0.000    0.9794     0.000     0.000
   21   21   22    1    0.000     0.000    0.9794     0.000     0.000
   22   22   23    1    0.000     0.000    0.9794     0.000     0.000
   23   23   24    1    0.000     0.000    0.9794     0.000     0.000
```

24	24	25	1	0.000	0.000	0.9794	0.000	0.000
25	25	26	1	0.000	0.000	0.9794	0.000	0.000
26	26	27	1	0.000	0.000	0.9794	0.000	0.000
27	27	28	1	0.000	0.000	0.9794	0.000	0.000
28	28	29	1	0.000	0.000	0.9794	0.000	0.000
29	29	30	1	0.000	0.000	0.9794	0.000	0.000
30	30	31	1	0.000	0.000	0.9794	0.000	0.000
31	31	32	1	0.000	0.000	0.9794	0.000	0.000
32	32	33	1	0.000	0.000	0.9794	0.000	0.000
33	33	34	1	0.000	0.000	0.9794	0.000	0.000
34	34	35	1	0.000	0.000	0.9794	0.000	0.000
35	35	36	1	0.000	0.000	0.9794	0.000	0.000
36	36	37	1	0.000	0.000	0.9794	0.000	0.000
37	37	38	1	0.000	0.000	0.9794	0.000	0.000
38	38	39	1	0.000	0.000	0.9794	0.000	0.000
39	39	40	1	0.000	0.000	0.9794	0.000	0.000
40	40	41	1	0.000	0.000	0.9794	0.000	0.000
41	41	42	1	0.000	0.000	0.9794	0.000	0.000
42	42	43	1	0.000	0.000	0.9794	0.000	0.000
43	43	44	1	0.000	0.000	0.9794	0.000	0.000
44	44	45	1	0.000	0.000	0.9794	0.000	0.000
45	45	46	1	0.000	0.000	0.9794	0.000	0.000
46	46	47	1	0.000	0.000	0.9794	0.000	0.000
47	47	48	1	0.000	0.000	0.9794	0.000	0.000
48	48	49	1	0.000	0.000	0.9794	0.000	0.000

```
+-------------------------------------------------------------------------------------------------------------------------------+
|                   PARATIEPLUS(TM)   NLS ENGINE RELEASE  2018.0    FULL VERSION  *Build date:Nov 13, 2017*                    |
|                                                                                                                               |
|                                     NewProject.BaseDesignSection_28.A2M2R1_1213                                               |
|                                  Exe Time : 4 September 2018 18:02:10                                                         |
+-------------------------------------------------------------------------------------------------------------------------------+
 ELEMENT GROUP NO.  4

Tieback_175                                                 :
   6   1   0   1   0   0   0   0   0   0   0   0   0   0   0   1   0   0   2   0
.....................................
.........2D POST-TENSION ANCHOR....
.....................................

element group behaviour throughout stage analysis

stage   status
------------------
    1  inactive
    2  inactive
    3   active
    4   active
    5   active
    6   active

 material set no.    1

 prop( 1) angle          30.0000
 prop( 2) young modulus 0.200100E+09
 prop( 3) modification  time  0.00000
 prop( 4) new young modulus   0.00000

 no. of step variable items:     2
 step   -ve lim     +ve lim
------------------------------
    1   0.000       0.000
    2   0.000       0.000
    3   0.000       0.000
    4   0.000       0.000
    5   0.000       0.000
    6   0.000       0.000

 element data

   el    n  mat       a/l     pinit    yieldc    yieldt
-----------------------------------------------------------

    1    1    1   0.8441E-05 138.5     0.000     0.000
```

```
+-------------------------------------------------------------------------------------------------------------------------+
|                   PARATIEPLUS(TM)   NLS ENGINE RELEASE  2018.0    FULL VERSION  *Build date:Nov 13, 2017*              |
|                                                                                                                         |
|                                     NewProject.BaseDesignSection_28.A2M2R1_1213                                         |
|                                  Exe Time : 4 September 2018 18:02:10                                                   |
+-------------------------------------------------------------------------------------------------------------------------+


NO. OF NODAL LOADS  (NLOAD) ...................    0
NO. OF LOAD CURVES  (NLCUR) ...................   12
MAXIMUM POINTS/LCURVE (NPTM)...................    5
```

```
+-------------------------------------------------------------------------------------------------------------------------+
|                  PARATIEPLUS(TM)   NLS ENGINE RELEASE  2018.0    FULL VERSION  *Build date:Nov 13, 2017*              |
|                                                                                                                         |
|                                    NewProject.BaseDesignSection_28.A2M2R1_1213                                          |
|                                 Exe Time : 4 September 2018 18:02:10                                                    |
+-------------------------------------------------------------------------------------------------------------------------+
L O A D     D A T A


    LOAD FUNCTION NUMBER   =    1
    NUMBER OF TIME POINTS  =    5

    TIME VALUE      FUNCTION

       0.00000    0.0000E+00
       0.80000    0.0000E+00
       1.00000    0.1000E+01
       1.20000    0.0000E+00
       7.00000    0.0000E+00


    LOAD FUNCTION NUMBER   =    2
    NUMBER OF TIME POINTS  =    5

    TIME VALUE      FUNCTION

       0.00000    0.0000E+00
       1.80000    0.0000E+00
       2.00000    0.1000E+01
       2.20000    0.0000E+00
       7.00000    0.0000E+00


    LOAD FUNCTION NUMBER   =    3
    NUMBER OF TIME POINTS  =    5

    TIME VALUE      FUNCTION

       0.00000    0.0000E+00
       2.80000    0.0000E+00
       3.00000    0.1000E+01
       3.20000    0.0000E+00
       7.00000    0.0000E+00


    LOAD FUNCTION NUMBER   =    4
    NUMBER OF TIME POINTS  =    5

    TIME VALUE      FUNCTION

       0.00000    0.0000E+00
       3.80000    0.0000E+00
       4.00000    0.1000E+01
       4.20000    0.0000E+00
       7.00000    0.0000E+00


    LOAD FUNCTION NUMBER   =    5
    NUMBER OF TIME POINTS  =    5

    TIME VALUE      FUNCTION

       0.00000    0.0000E+00
       4.80000    0.0000E+00
       5.00000    0.1000E+01
       5.20000    0.0000E+00
```

```
   7.00000    0.0000E+00


LOAD FUNCTION NUMBER   =    6
NUMBER OF TIME POINTS  =    5

TIME VALUE      FUNCTION

   0.00000    0.0000E+00
   5.80000    0.0000E+00
   6.00000    0.1000E+01
   6.20000    0.0000E+00
   7.00000    0.0000E+00


LOAD FUNCTION NUMBER   =    7
NUMBER OF TIME POINTS  =    4

TIME VALUE      FUNCTION

   0.00000    0.0000E+00
   0.80000    0.0000E+00
   1.00000    0.1000E+01
   7.00000    0.1000E+01


LOAD FUNCTION NUMBER   =    8
NUMBER OF TIME POINTS  =    4

TIME VALUE      FUNCTION

   0.00000    0.0000E+00
   1.80000    0.0000E+00
   2.00000    0.1000E+01
   7.00000    0.1000E+01


LOAD FUNCTION NUMBER   =    9
NUMBER OF TIME POINTS  =    4

TIME VALUE      FUNCTION

   0.00000    0.0000E+00
   2.80000    0.0000E+00
   3.00000    0.1000E+01
   7.00000    0.1000E+01


LOAD FUNCTION NUMBER   =   10
NUMBER OF TIME POINTS  =    4

TIME VALUE      FUNCTION

   0.00000    0.0000E+00
   3.80000    0.0000E+00
   4.00000    0.1000E+01
   7.00000    0.1000E+01


LOAD FUNCTION NUMBER   =   11
NUMBER OF TIME POINTS  =    4

TIME VALUE      FUNCTION

   0.00000    0.0000E+00
   4.80000    0.0000E+00
   5.00000    0.1000E+01
   7.00000    0.1000E+01
```

```
     LOAD FUNCTION NUMBER   =   12
     NUMBER OF TIME POINTS  =    4

     TIME VALUE      FUNCTION

        0.00000    0.0000E+00
        5.80000    0.0000E+00
        6.00000    0.1000E+01
        7.00000    0.1000E+01


 NO. OF DISTRIBUTED LOAD CARDS     0
```

```
+-------------------------------------------------------------------------------------------------------------------------+
|                   PARATIEPLUS(TM)   NLS ENGINE RELEASE  2018.0    FULL VERSION  *Build date:Nov 13, 2017*              |
|                                                                                                                         |
|                                     NewProject.BaseDesignSection_28.A2M2R1_1213                                         |
|                                  Exe Time : 4 September 2018 18:02:10                                                   |
+-------------------------------------------------------------------------------------------------------------------------+
L O A D     B A L A N C E

STEP     1 TOTAL APPLIED LOAD IN DIR.  2  Y-DISPL.F       0.0000000
STEP     1 TOTAL APPLIED LOAD IN DIR.  4   X-ROT. F       0.0000000

STEP     2 TOTAL APPLIED LOAD IN DIR.  2  Y-DISPL.F       0.0000000
STEP     2 TOTAL APPLIED LOAD IN DIR.  4   X-ROT. F       0.0000000

STEP     3 TOTAL APPLIED LOAD IN DIR.  2  Y-DISPL.F       0.0000000
STEP     3 TOTAL APPLIED LOAD IN DIR.  4   X-ROT. F       0.0000000

STEP     4 TOTAL APPLIED LOAD IN DIR.  2  Y-DISPL.F       0.0000000
STEP     4 TOTAL APPLIED LOAD IN DIR.  4   X-ROT. F       0.0000000

STEP     5 TOTAL APPLIED LOAD IN DIR.  2  Y-DISPL.F       0.0000000
STEP     5 TOTAL APPLIED LOAD IN DIR.  4   X-ROT. F       0.0000000

STEP     6 TOTAL APPLIED LOAD IN DIR.  2  Y-DISPL.F       0.0000000
STEP     6 TOTAL APPLIED LOAD IN DIR.  4   X-ROT. F       0.0000000


                    LOAD INPUT SECTION COMPLETED
```

```
+-------------------------------------------------------------------------------------------------------------------------+
|                   PARATIEPLUS(TM)   NLS ENGINE RELEASE  2018.0    FULL VERSION  *Build date:Nov 13, 2017*              |
|                                                                                                                         |
|                                      NewProject.BaseDesignSection_28.A2M2R1_1213                                        |
|                                   Exe Time : 4 September 2018 18:02:10                                                  |
+-------------------------------------------------------------------------------------------------------------------------+


NO. OF LAYERS ..............................    3
NO. OF DATA PER LAYER.......................  100
```

```
+-------------------------------------------------------------------------------------------------------------------------+
|                   PARATIEPLUS(TM)   NLS ENGINE RELEASE  2018.0    FULL VERSION  *Build date:Nov 13, 2017*               |
|                                                                                                                         |
|                                     NewProject.BaseDesignSection_28.A2M2R1_1213                                         |
|                                  Exe Time : 4 September 2018 18:02:10                                                   |
+-------------------------------------------------------------------------------------------------------------------------+

LAYER DESCRIPTORS FOR STEP NO.    1


 NON ZERO LAYER DESCRIPTORS FOR LAYER NO.    1 FOR STEP NO.    1

ITEM NO.   1<NAME    >=  16.000     (BOTH WALLS)
ITEM NO.   2<NATURE  >=  1.0000     (BOTH WALLS)
ITEM NO.   3<LEVEL   >=  3.0000     (BOTH WALLS)
ITEM NO.   4<WALL    >=  1.0000     (BOTH WALLS)
ITEM NO.   5<GAMMAD  >=  19.000     (BOTH WALLS)
ITEM NO.   6<GAMMAB  >=  10.000     (BOTH WALLS)
ITEM NO.   7<GAMMAW  >=  10.000     (BOTH WALLS)
ITEM NO.   9<U-FRICT >=  32.010     WALL NO.        1
ITEM NO.   9<U-FRICT >=  38.000     WALL NO.        2
ITEM NO.  10<U-KA    >= 0.30700     WALL NO.        1
ITEM NO.  11<U-KP    >=  4.8470     WALL NO.        1
ITEM NO.  12<K0-NC   >= 0.50000     (BOTH WALLS)
ITEM NO.  13<NEXP    >= 0.50000     (BOTH WALLS)
ITEM NO.  14<OCR     >=  1.0000     (BOTH WALLS)
ITEM NO.  16<MODEL   >=  1.0000     (BOTH WALLS)
ITEM NO.  17<EVC     >=  15000.     (BOTH WALLS)
ITEM NO.  18<EUR     >=  45000.     (BOTH WALLS)
ITEM NO.  27<U-PERM  >= 0.10000E-03 (BOTH WALLS)
ITEM NO.  52<D-NATURE>=  1.0000     (BOTH WALLS)
ITEM NO.  53<D-LEVEL >=  0.0000     (BOTH WALLS)
ITEM NO.  59<D-FRICT >=  32.010     WALL NO.        1
ITEM NO.  59<D-FRICT >=  38.000     WALL NO.        2
ITEM NO.  60<D-KA    >= 0.30700     WALL NO.        1
ITEM NO.  61<D-KP    >=  4.8470     WALL NO.        1
ITEM NO.  77<D-PERM  >= 0.10000E-03 (BOTH WALLS)

 NON ZERO LAYER DESCRIPTORS FOR LAYER NO.    2 FOR STEP NO.    1

ITEM NO.   1<NAME    >=  17.000     (BOTH WALLS)
ITEM NO.   2<NATURE  >=  1.0000     (BOTH WALLS)
ITEM NO.   3<LEVEL   >=  0.0000     (BOTH WALLS)
ITEM NO.   4<WALL    >=  1.0000     (BOTH WALLS)
ITEM NO.   5<GAMMAD  >=  16.000     (BOTH WALLS)
ITEM NO.   6<GAMMAB  >=  6.0000     (BOTH WALLS)
ITEM NO.   7<GAMMAW  >=  10.000     (BOTH WALLS)
ITEM NO.   9<U-FRICT >=  24.790     WALL NO.        1
ITEM NO.   9<U-FRICT >=  30.000     WALL NO.        2
ITEM NO.  10<U-KA    >= 0.40900     WALL NO.        1
ITEM NO.  11<U-KP    >=  3.9830     WALL NO.        1
ITEM NO.  12<K0-NC   >= 0.50000     (BOTH WALLS)
ITEM NO.  13<NEXP    >= 0.50000     (BOTH WALLS)
ITEM NO.  14<OCR     >=  1.0000     (BOTH WALLS)
ITEM NO.  16<MODEL   >=  1.0000     (BOTH WALLS)
ITEM NO.  17<EVC     >=  30000.     (BOTH WALLS)
ITEM NO.  18<EUR     >=  48000.     (BOTH WALLS)
ITEM NO.  27<U-PERM  >= 0.10000E-04 (BOTH WALLS)
ITEM NO.  52<D-NATURE>=  1.0000     (BOTH WALLS)
ITEM NO.  53<D-LEVEL >=  0.0000     (BOTH WALLS)
ITEM NO.  59<D-FRICT >=  24.790     WALL NO.        1
ITEM NO.  59<D-FRICT >=  30.000     WALL NO.        2
ITEM NO.  60<D-KA    >= 0.40900     WALL NO.        1
ITEM NO.  61<D-KP    >=  3.1850     WALL NO.        1
ITEM NO.  77<D-PERM  >= 0.10000E-04 (BOTH WALLS)

 NON ZERO LAYER DESCRIPTORS FOR LAYER NO.    3 FOR STEP NO.    1

ITEM NO.   1<NAME    >=  18.000     (BOTH WALLS)
ITEM NO.   2<NATURE  >=  1.0000     (BOTH WALLS)
ITEM NO.   3<LEVEL   >= -5.0000     (BOTH WALLS)
```

```
ITEM NO.   4<WALL    >=  1.0000     (BOTH WALLS)
ITEM NO.   5<GAMMAD  >=  16.000     (BOTH WALLS)
ITEM NO.   6<GAMMAB  >=  6.0000     (BOTH WALLS)
ITEM NO.   7<GAMMAW  >=  10.000     (BOTH WALLS)
ITEM NO.   8<U-COHE  >= 0.80000     WALL NO.        1
ITEM NO.   8<U-COHE  >=  1.0000     WALL NO.        2
ITEM NO.   9<U-FRICT >=  27.450     WALL NO.        1
ITEM NO.   9<U-FRICT >=  33.000     WALL NO.        2
ITEM NO.  10<U-KA    >= 0.36900     WALL NO.        1
ITEM NO.  11<U-KP    >=  4.6020     WALL NO.        1
ITEM NO.  12<K0-NC   >= 0.50000     (BOTH WALLS)
ITEM NO.  13<NEXP    >= 0.50000     (BOTH WALLS)
ITEM NO.  14<OCR     >=  1.0000     (BOTH WALLS)
ITEM NO.  16<MODEL   >=  1.0000     (BOTH WALLS)
ITEM NO.  17<EVC     >=  68000.     (BOTH WALLS)
ITEM NO.  18<EUR     >= 0.10880E+06 (BOTH WALLS)
ITEM NO.  27<U-PERM  >= 0.10000E-04 (BOTH WALLS)
ITEM NO.  52<D-NATURE>=  1.0000     (BOTH WALLS)
ITEM NO.  53<D-LEVEL >=  0.0000     (BOTH WALLS)
ITEM NO.  58<D-COHE  >= 0.80000     WALL NO.        1
ITEM NO.  58<D-COHE  >=  1.0000     WALL NO.        2
ITEM NO.  59<D-FRICT >=  27.450     WALL NO.        1
ITEM NO.  59<D-FRICT >=  33.000     WALL NO.        2
ITEM NO.  60<D-KA    >= 0.36900     WALL NO.        1
ITEM NO.  61<D-KP    >=  3.6950     WALL NO.        1
ITEM NO.  77<D-PERM  >= 0.10000E-04 (BOTH WALLS)

LAYER DESCRIPTORS FOR STEP NO.    2


 NON ZERO LAYER DESCRIPTORS FOR LAYER NO.    1 FOR STEP NO.    2

ITEM NO.   1<NAME    >=  16.000     (BOTH WALLS)
ITEM NO.   2<NATURE  >=  1.0000     (BOTH WALLS)
ITEM NO.   3<LEVEL   >=  3.0000     (BOTH WALLS)
ITEM NO.   4<WALL    >=  1.0000     (BOTH WALLS)
ITEM NO.   5<GAMMAD  >=  19.000     (BOTH WALLS)
ITEM NO.   6<GAMMAB  >=  10.000     (BOTH WALLS)
ITEM NO.   7<GAMMAW  >=  10.000     (BOTH WALLS)
ITEM NO.   9<U-FRICT >=  32.010     WALL NO.        1
ITEM NO.   9<U-FRICT >=  38.000     WALL NO.        2
ITEM NO.  10<U-KA    >= 0.30700     WALL NO.        1
ITEM NO.  11<U-KP    >=  4.8470     WALL NO.        1
ITEM NO.  12<K0-NC   >= 0.50000     (BOTH WALLS)
ITEM NO.  13<NEXP    >= 0.50000     (BOTH WALLS)
ITEM NO.  14<OCR     >=  1.0000     (BOTH WALLS)
ITEM NO.  16<MODEL   >=  1.0000     (BOTH WALLS)
ITEM NO.  17<EVC     >=  15000.     (BOTH WALLS)
ITEM NO.  18<EUR     >=  45000.     (BOTH WALLS)
ITEM NO.  27<U-PERM  >= 0.10000E-03 (BOTH WALLS)
ITEM NO.  52<D-NATURE>=  1.0000     (BOTH WALLS)
ITEM NO.  53<D-LEVEL >=  0.0000     (BOTH WALLS)
ITEM NO.  59<D-FRICT >=  32.010     WALL NO.        1
ITEM NO.  59<D-FRICT >=  38.000     WALL NO.        2
ITEM NO.  60<D-KA    >= 0.30700     WALL NO.        1
ITEM NO.  61<D-KP    >=  4.8470     WALL NO.        1
ITEM NO.  77<D-PERM  >= 0.10000E-03 (BOTH WALLS)

 NON ZERO LAYER DESCRIPTORS FOR LAYER NO.    2 FOR STEP NO.    2

ITEM NO.   1<NAME    >=  17.000     (BOTH WALLS)
ITEM NO.   2<NATURE  >=  1.0000     (BOTH WALLS)
ITEM NO.   3<LEVEL   >=  0.0000     (BOTH WALLS)
ITEM NO.   4<WALL    >=  1.0000     (BOTH WALLS)
ITEM NO.   5<GAMMAD  >=  16.000     (BOTH WALLS)
ITEM NO.   6<GAMMAB  >=  6.0000     (BOTH WALLS)
ITEM NO.   7<GAMMAW  >=  10.000     (BOTH WALLS)
ITEM NO.   9<U-FRICT >=  24.790     WALL NO.        1
ITEM NO.   9<U-FRICT >=  30.000     WALL NO.        2
ITEM NO.  10<U-KA    >= 0.40900     WALL NO.        1
ITEM NO.  11<U-KP    >=  3.9830     WALL NO.        1
ITEM NO.  12<K0-NC   >= 0.50000     (BOTH WALLS)
ITEM NO.  13<NEXP    >= 0.50000     (BOTH WALLS)
ITEM NO.  14<OCR     >=  1.0000     (BOTH WALLS)
```

```
ITEM NO.  16<MODEL   >=  1.0000     (BOTH WALLS)
ITEM NO.  17<EVC     >=  30000.     (BOTH WALLS)
ITEM NO.  18<EUR     >=  48000.     (BOTH WALLS)
ITEM NO.  27<U-PERM  >= 0.10000E-04 (BOTH WALLS)
ITEM NO.  52<D-NATURE>=  1.0000     (BOTH WALLS)
ITEM NO.  53<D-LEVEL >=  0.0000     (BOTH WALLS)
ITEM NO.  59<D-FRICT >=  24.790     WALL NO.        1
ITEM NO.  59<D-FRICT >=  30.000     WALL NO.        2
ITEM NO.  60<D-KA    >= 0.40900     WALL NO.        1
ITEM NO.  61<D-KP    >=  3.1850     WALL NO.        1
ITEM NO.  77<D-PERM  >= 0.10000E-04 (BOTH WALLS)

 NON ZERO LAYER DESCRIPTORS FOR LAYER NO.    3 FOR STEP NO.    2

ITEM NO.   1<NAME    >=  18.000     (BOTH WALLS)
ITEM NO.   2<NATURE  >=  1.0000     (BOTH WALLS)
ITEM NO.   3<LEVEL   >= -5.0000     (BOTH WALLS)
ITEM NO.   4<WALL    >=  1.0000     (BOTH WALLS)
ITEM NO.   5<GAMMAD  >=  16.000     (BOTH WALLS)
ITEM NO.   6<GAMMAB  >=  6.0000     (BOTH WALLS)
ITEM NO.   7<GAMMAW  >=  10.000     (BOTH WALLS)
ITEM NO.   8<U-COHE  >= 0.80000     WALL NO.        1
ITEM NO.   8<U-COHE  >=  1.0000     WALL NO.        2
ITEM NO.   9<U-FRICT >=  27.450     WALL NO.        1
ITEM NO.   9<U-FRICT >=  33.000     WALL NO.        2
ITEM NO.  10<U-KA    >= 0.36900     WALL NO.        1
ITEM NO.  11<U-KP    >=  4.6020     WALL NO.        1
ITEM NO.  12<K0-NC   >= 0.50000     (BOTH WALLS)
ITEM NO.  13<NEXP    >= 0.50000     (BOTH WALLS)
ITEM NO.  14<OCR     >=  1.0000     (BOTH WALLS)
ITEM NO.  16<MODEL   >=  1.0000     (BOTH WALLS)
ITEM NO.  17<EVC     >=  68000.     (BOTH WALLS)
ITEM NO.  18<EUR     >= 0.10880E+06 (BOTH WALLS)
ITEM NO.  27<U-PERM  >= 0.10000E-04 (BOTH WALLS)
ITEM NO.  52<D-NATURE>=  1.0000     (BOTH WALLS)
ITEM NO.  53<D-LEVEL >=  0.0000     (BOTH WALLS)
ITEM NO.  58<D-COHE  >= 0.80000     WALL NO.        1
ITEM NO.  58<D-COHE  >=  1.0000     WALL NO.        2
ITEM NO.  59<D-FRICT >=  27.450     WALL NO.        1
ITEM NO.  59<D-FRICT >=  33.000     WALL NO.        2
ITEM NO.  60<D-KA    >= 0.36900     WALL NO.        1
ITEM NO.  61<D-KP    >=  3.6950     WALL NO.        1
ITEM NO.  77<D-PERM  >= 0.10000E-04 (BOTH WALLS)

LAYER DESCRIPTORS FOR STEP NO.    3


 NON ZERO LAYER DESCRIPTORS FOR LAYER NO.    1 FOR STEP NO.    3

ITEM NO.   1<NAME    >=  16.000     (BOTH WALLS)
ITEM NO.   2<NATURE  >=  1.0000     (BOTH WALLS)
ITEM NO.   3<LEVEL   >=  3.0000     (BOTH WALLS)
ITEM NO.   4<WALL    >=  1.0000     (BOTH WALLS)
ITEM NO.   5<GAMMAD  >=  19.000     (BOTH WALLS)
ITEM NO.   6<GAMMAB  >=  10.000     (BOTH WALLS)
ITEM NO.   7<GAMMAW  >=  10.000     (BOTH WALLS)
ITEM NO.   9<U-FRICT >=  32.010     WALL NO.        1
ITEM NO.   9<U-FRICT >=  38.000     WALL NO.        2
ITEM NO.  10<U-KA    >= 0.30700     WALL NO.        1
ITEM NO.  11<U-KP    >=  4.8470     WALL NO.        1
ITEM NO.  12<K0-NC   >= 0.50000     (BOTH WALLS)
ITEM NO.  13<NEXP    >= 0.50000     (BOTH WALLS)
ITEM NO.  14<OCR     >=  1.0000     (BOTH WALLS)
ITEM NO.  16<MODEL   >=  1.0000     (BOTH WALLS)
ITEM NO.  17<EVC     >=  15000.     (BOTH WALLS)
ITEM NO.  18<EUR     >=  45000.     (BOTH WALLS)
ITEM NO.  27<U-PERM  >= 0.10000E-03 (BOTH WALLS)
ITEM NO.  52<D-NATURE>=  1.0000     (BOTH WALLS)
ITEM NO.  53<D-LEVEL >=  0.0000     (BOTH WALLS)
ITEM NO.  59<D-FRICT >=  32.010     WALL NO.        1
ITEM NO.  59<D-FRICT >=  38.000     WALL NO.        2
ITEM NO.  60<D-KA    >= 0.30700     WALL NO.        1
ITEM NO.  61<D-KP    >=  4.8470     WALL NO.        1
ITEM NO.  77<D-PERM  >= 0.10000E-03 (BOTH WALLS)
```

```
 NON ZERO LAYER DESCRIPTORS FOR LAYER NO.    2 FOR STEP NO.    3

ITEM NO.   1<NAME    >=  17.000     (BOTH WALLS)
ITEM NO.   2<NATURE  >=  1.0000     (BOTH WALLS)
ITEM NO.   3<LEVEL   >=  0.0000     (BOTH WALLS)
ITEM NO.   4<WALL    >=  1.0000     (BOTH WALLS)
ITEM NO.   5<GAMMAD  >=  16.000     (BOTH WALLS)
ITEM NO.   6<GAMMAB  >=  6.0000     (BOTH WALLS)
ITEM NO.   7<GAMMAW  >=  10.000     (BOTH WALLS)
ITEM NO.   9<U-FRICT >=  24.790     WALL NO.        1
ITEM NO.   9<U-FRICT >=  30.000     WALL NO.        2
ITEM NO.  10<U-KA    >= 0.40900     WALL NO.        1
ITEM NO.  11<U-KP    >=  3.9830     WALL NO.        1
ITEM NO.  12<K0-NC   >= 0.50000     (BOTH WALLS)
ITEM NO.  13<NEXP    >= 0.50000     (BOTH WALLS)
ITEM NO.  14<OCR     >=  1.0000     (BOTH WALLS)
ITEM NO.  16<MODEL   >=  1.0000     (BOTH WALLS)
ITEM NO.  17<EVC     >=  30000.     (BOTH WALLS)
ITEM NO.  18<EUR     >=  48000.     (BOTH WALLS)
ITEM NO.  27<U-PERM  >= 0.10000E-04 (BOTH WALLS)
ITEM NO.  52<D-NATURE>=  1.0000     (BOTH WALLS)
ITEM NO.  53<D-LEVEL >=  0.0000     (BOTH WALLS)
ITEM NO.  59<D-FRICT >=  24.790     WALL NO.        1
ITEM NO.  59<D-FRICT >=  30.000     WALL NO.        2
ITEM NO.  60<D-KA    >= 0.40900     WALL NO.        1
ITEM NO.  61<D-KP    >=  3.1850     WALL NO.        1
ITEM NO.  77<D-PERM  >= 0.10000E-04 (BOTH WALLS)

 NON ZERO LAYER DESCRIPTORS FOR LAYER NO.    3 FOR STEP NO.    3

ITEM NO.   1<NAME    >=  18.000     (BOTH WALLS)
ITEM NO.   2<NATURE  >=  1.0000     (BOTH WALLS)
ITEM NO.   3<LEVEL   >= -5.0000     (BOTH WALLS)
ITEM NO.   4<WALL    >=  1.0000     (BOTH WALLS)
ITEM NO.   5<GAMMAD  >=  16.000     (BOTH WALLS)
ITEM NO.   6<GAMMAB  >=  6.0000     (BOTH WALLS)
ITEM NO.   7<GAMMAW  >=  10.000     (BOTH WALLS)
ITEM NO.   8<U-COHE  >= 0.80000     WALL NO.        1
ITEM NO.   8<U-COHE  >=  1.0000     WALL NO.        2
ITEM NO.   9<U-FRICT >=  27.450     WALL NO.        1
ITEM NO.   9<U-FRICT >=  33.000     WALL NO.        2
ITEM NO.  10<U-KA    >= 0.36900     WALL NO.        1
ITEM NO.  11<U-KP    >=  4.6020     WALL NO.        1
ITEM NO.  12<K0-NC   >= 0.50000     (BOTH WALLS)
ITEM NO.  13<NEXP    >= 0.50000     (BOTH WALLS)
ITEM NO.  14<OCR     >=  1.0000     (BOTH WALLS)
ITEM NO.  16<MODEL   >=  1.0000     (BOTH WALLS)
ITEM NO.  17<EVC     >=  68000.     (BOTH WALLS)
ITEM NO.  18<EUR     >= 0.10880E+06 (BOTH WALLS)
ITEM NO.  27<U-PERM  >= 0.10000E-04 (BOTH WALLS)
ITEM NO.  52<D-NATURE>=  1.0000     (BOTH WALLS)
ITEM NO.  53<D-LEVEL >=  0.0000     (BOTH WALLS)
ITEM NO.  58<D-COHE  >= 0.80000     WALL NO.        1
ITEM NO.  58<D-COHE  >=  1.0000     WALL NO.        2
ITEM NO.  59<D-FRICT >=  27.450     WALL NO.        1
ITEM NO.  59<D-FRICT >=  33.000     WALL NO.        2
ITEM NO.  60<D-KA    >= 0.36900     WALL NO.        1
ITEM NO.  61<D-KP    >=  3.6950     WALL NO.        1
ITEM NO.  77<D-PERM  >= 0.10000E-04 (BOTH WALLS)

LAYER DESCRIPTORS FOR STEP NO.    4

 NON ZERO LAYER DESCRIPTORS FOR LAYER NO.    1 FOR STEP NO.    4

ITEM NO.   1<NAME    >=  16.000     (BOTH WALLS)
ITEM NO.   2<NATURE  >=  1.0000     (BOTH WALLS)
ITEM NO.   3<LEVEL   >=  3.0000     (BOTH WALLS)
ITEM NO.   4<WALL    >=  1.0000     (BOTH WALLS)
ITEM NO.   5<GAMMAD  >=  19.000     (BOTH WALLS)
ITEM NO.   6<GAMMAB  >=  10.000     (BOTH WALLS)
ITEM NO.   7<GAMMAW  >=  10.000     (BOTH WALLS)
ITEM NO.   9<U-FRICT >=  32.010     WALL NO.        1
```

```
ITEM NO.   9<U-FRICT >=  38.000     WALL NO.        2
ITEM NO.  10<U-KA    >= 0.30700     WALL NO.        1
ITEM NO.  11<U-KP    >=  4.8470     WALL NO.        1
ITEM NO.  12<K0-NC   >= 0.50000     (BOTH WALLS)
ITEM NO.  13<NEXP    >= 0.50000     (BOTH WALLS)
ITEM NO.  14<OCR     >=  1.0000     (BOTH WALLS)
ITEM NO.  16<MODEL   >=  1.0000     (BOTH WALLS)
ITEM NO.  17<EVC     >=  15000.     (BOTH WALLS)
ITEM NO.  18<EUR     >=  45000.     (BOTH WALLS)
ITEM NO.  27<U-PERM  >= 0.10000E-03 (BOTH WALLS)
ITEM NO.  52<D-NATURE>=  1.0000     (BOTH WALLS)
ITEM NO.  53<D-LEVEL >=  0.0000     (BOTH WALLS)
ITEM NO.  59<D-FRICT >=  32.010     WALL NO.        1
ITEM NO.  59<D-FRICT >=  38.000     WALL NO.        2
ITEM NO.  60<D-KA    >= 0.30700     WALL NO.        1
ITEM NO.  61<D-KP    >=  4.8470     WALL NO.        1
ITEM NO.  77<D-PERM  >= 0.10000E-03 (BOTH WALLS)

 NON ZERO LAYER DESCRIPTORS FOR LAYER NO.    2 FOR STEP NO.    4

ITEM NO.   1<NAME    >=  17.000     (BOTH WALLS)
ITEM NO.   2<NATURE  >=  1.0000     (BOTH WALLS)
ITEM NO.   3<LEVEL   >=  0.0000     (BOTH WALLS)
ITEM NO.   4<WALL    >=  1.0000     (BOTH WALLS)
ITEM NO.   5<GAMMAD  >=  16.000     (BOTH WALLS)
ITEM NO.   6<GAMMAB  >=  6.0000     (BOTH WALLS)
ITEM NO.   7<GAMMAW  >=  10.000     (BOTH WALLS)
ITEM NO.   9<U-FRICT >=  24.790     WALL NO.        1
ITEM NO.   9<U-FRICT >=  30.000     WALL NO.        2
ITEM NO.  10<U-KA    >= 0.40900     WALL NO.        1
ITEM NO.  11<U-KP    >=  3.9830     WALL NO.        1
ITEM NO.  12<K0-NC   >= 0.50000     (BOTH WALLS)
ITEM NO.  13<NEXP    >= 0.50000     (BOTH WALLS)
ITEM NO.  14<OCR     >=  1.0000     (BOTH WALLS)
ITEM NO.  16<MODEL   >=  1.0000     (BOTH WALLS)
ITEM NO.  17<EVC     >=  30000.     (BOTH WALLS)
ITEM NO.  18<EUR     >=  48000.     (BOTH WALLS)
ITEM NO.  27<U-PERM  >= 0.10000E-04 (BOTH WALLS)
ITEM NO.  52<D-NATURE>=  1.0000     (BOTH WALLS)
ITEM NO.  53<D-LEVEL >=  0.0000     (BOTH WALLS)
ITEM NO.  59<D-FRICT >=  24.790     WALL NO.        1
ITEM NO.  59<D-FRICT >=  30.000     WALL NO.        2
ITEM NO.  60<D-KA    >= 0.40900     WALL NO.        1
ITEM NO.  61<D-KP    >=  3.1850     WALL NO.        1
ITEM NO.  77<D-PERM  >= 0.10000E-04 (BOTH WALLS)

 NON ZERO LAYER DESCRIPTORS FOR LAYER NO.    3 FOR STEP NO.    4

ITEM NO.   1<NAME    >=  18.000     (BOTH WALLS)
ITEM NO.   2<NATURE  >=  1.0000     (BOTH WALLS)
ITEM NO.   3<LEVEL   >= -5.0000     (BOTH WALLS)
ITEM NO.   4<WALL    >=  1.0000     (BOTH WALLS)
ITEM NO.   5<GAMMAD  >=  16.000     (BOTH WALLS)
ITEM NO.   6<GAMMAB  >=  6.0000     (BOTH WALLS)
ITEM NO.   7<GAMMAW  >=  10.000     (BOTH WALLS)
ITEM NO.   8<U-COHE  >= 0.80000     WALL NO.        1
ITEM NO.   8<U-COHE  >=  1.0000     WALL NO.        2
ITEM NO.   9<U-FRICT >=  27.450     WALL NO.        1
ITEM NO.   9<U-FRICT >=  33.000     WALL NO.        2
ITEM NO.  10<U-KA    >= 0.36900     WALL NO.        1
ITEM NO.  11<U-KP    >=  4.6020     WALL NO.        1
ITEM NO.  12<K0-NC   >= 0.50000     (BOTH WALLS)
ITEM NO.  13<NEXP    >= 0.50000     (BOTH WALLS)
ITEM NO.  14<OCR     >=  1.0000     (BOTH WALLS)
ITEM NO.  16<MODEL   >=  1.0000     (BOTH WALLS)
ITEM NO.  17<EVC     >=  68000.     (BOTH WALLS)
ITEM NO.  18<EUR     >= 0.10880E+06 (BOTH WALLS)
ITEM NO.  27<U-PERM  >= 0.10000E-04 (BOTH WALLS)
ITEM NO.  52<D-NATURE>=  1.0000     (BOTH WALLS)
ITEM NO.  53<D-LEVEL >=  0.0000     (BOTH WALLS)
ITEM NO.  58<D-COHE  >= 0.80000     WALL NO.        1
ITEM NO.  58<D-COHE  >=  1.0000     WALL NO.        2
ITEM NO.  59<D-FRICT >=  27.450     WALL NO.        1
ITEM NO.  59<D-FRICT >=  33.000     WALL NO.        2
```

```
ITEM NO.  60<D-KA    >= 0.36900     WALL NO.        1
ITEM NO.  61<D-KP    >=  3.6950     WALL NO.        1
ITEM NO.  77<D-PERM  >= 0.10000E-04 (BOTH WALLS)

LAYER DESCRIPTORS FOR STEP NO.    5


 NON ZERO LAYER DESCRIPTORS FOR LAYER NO.    1 FOR STEP NO.    5

ITEM NO.   1<NAME    >=  16.000     (BOTH WALLS)
ITEM NO.   2<NATURE  >=  1.0000     (BOTH WALLS)
ITEM NO.   3<LEVEL   >=  3.0000     (BOTH WALLS)
ITEM NO.   4<WALL    >=  1.0000     (BOTH WALLS)
ITEM NO.   5<GAMMAD  >=  19.000     (BOTH WALLS)
ITEM NO.   6<GAMMAB  >=  10.000     (BOTH WALLS)
ITEM NO.   7<GAMMAW  >=  10.000     (BOTH WALLS)
ITEM NO.   9<U-FRICT >=  32.010     WALL NO.        1
ITEM NO.   9<U-FRICT >=  38.000     WALL NO.        2
ITEM NO.  10<U-KA    >= 0.30700     WALL NO.        1
ITEM NO.  11<U-KP    >=  4.8470     WALL NO.        1
ITEM NO.  12<K0-NC   >= 0.50000     (BOTH WALLS)
ITEM NO.  13<NEXP    >= 0.50000     (BOTH WALLS)
ITEM NO.  14<OCR     >=  1.0000     (BOTH WALLS)
ITEM NO.  16<MODEL   >=  1.0000     (BOTH WALLS)
ITEM NO.  17<EVC     >=  15000.     (BOTH WALLS)
ITEM NO.  18<EUR     >=  45000.     (BOTH WALLS)
ITEM NO.  27<U-PERM  >= 0.10000E-03 (BOTH WALLS)
ITEM NO.  52<D-NATURE>=  1.0000     (BOTH WALLS)
ITEM NO.  53<D-LEVEL >=  0.0000     (BOTH WALLS)
ITEM NO.  59<D-FRICT >=  32.010     WALL NO.        1
ITEM NO.  59<D-FRICT >=  38.000     WALL NO.        2
ITEM NO.  60<D-KA    >= 0.30700     WALL NO.        1
ITEM NO.  61<D-KP    >=  4.8470     WALL NO.        1
ITEM NO.  77<D-PERM  >= 0.10000E-03 (BOTH WALLS)

 NON ZERO LAYER DESCRIPTORS FOR LAYER NO.    2 FOR STEP NO.    5

ITEM NO.   1<NAME    >=  17.000     (BOTH WALLS)
ITEM NO.   2<NATURE  >=  1.0000     (BOTH WALLS)
ITEM NO.   3<LEVEL   >=  0.0000     (BOTH WALLS)
ITEM NO.   4<WALL    >=  1.0000     (BOTH WALLS)
ITEM NO.   5<GAMMAD  >=  16.000     (BOTH WALLS)
ITEM NO.   6<GAMMAB  >=  6.0000     (BOTH WALLS)
ITEM NO.   7<GAMMAW  >=  10.000     (BOTH WALLS)
ITEM NO.   9<U-FRICT >=  24.790     WALL NO.        1
ITEM NO.   9<U-FRICT >=  30.000     WALL NO.        2
ITEM NO.  10<U-KA    >= 0.40900     WALL NO.        1
ITEM NO.  11<U-KP    >=  3.9830     WALL NO.        1
ITEM NO.  12<K0-NC   >= 0.50000     (BOTH WALLS)
ITEM NO.  13<NEXP    >= 0.50000     (BOTH WALLS)
ITEM NO.  14<OCR     >=  1.0000     (BOTH WALLS)
ITEM NO.  16<MODEL   >=  1.0000     (BOTH WALLS)
ITEM NO.  17<EVC     >=  30000.     (BOTH WALLS)
ITEM NO.  18<EUR     >=  48000.     (BOTH WALLS)
ITEM NO.  27<U-PERM  >= 0.10000E-04 (BOTH WALLS)
ITEM NO.  52<D-NATURE>=  1.0000     (BOTH WALLS)
ITEM NO.  53<D-LEVEL >=  0.0000     (BOTH WALLS)
ITEM NO.  59<D-FRICT >=  24.790     WALL NO.        1
ITEM NO.  59<D-FRICT >=  30.000     WALL NO.        2
ITEM NO.  60<D-KA    >= 0.40900     WALL NO.        1
ITEM NO.  61<D-KP    >=  3.1850     WALL NO.        1
ITEM NO.  77<D-PERM  >= 0.10000E-04 (BOTH WALLS)

 NON ZERO LAYER DESCRIPTORS FOR LAYER NO.    3 FOR STEP NO.    5

ITEM NO.   1<NAME    >=  18.000     (BOTH WALLS)
ITEM NO.   2<NATURE  >=  1.0000     (BOTH WALLS)
ITEM NO.   3<LEVEL   >= -5.0000     (BOTH WALLS)
ITEM NO.   4<WALL    >=  1.0000     (BOTH WALLS)
ITEM NO.   5<GAMMAD  >=  16.000     (BOTH WALLS)
ITEM NO.   6<GAMMAB  >=  6.0000     (BOTH WALLS)
ITEM NO.   7<GAMMAW  >=  10.000     (BOTH WALLS)
ITEM NO.   8<U-COHE  >= 0.80000     WALL NO.        1
ITEM NO.   8<U-COHE  >=  1.0000     WALL NO.        2
```

```
ITEM NO.   9<U-FRICT >=  27.450     WALL NO.        1
ITEM NO.   9<U-FRICT >=  33.000     WALL NO.        2
ITEM NO.  10<U-KA    >= 0.36900     WALL NO.        1
ITEM NO.  11<U-KP    >=  4.6020     WALL NO.        1
ITEM NO.  12<K0-NC   >= 0.50000     (BOTH WALLS)
ITEM NO.  13<NEXP    >= 0.50000     (BOTH WALLS)
ITEM NO.  14<OCR     >=  1.0000     (BOTH WALLS)
ITEM NO.  16<MODEL   >=  1.0000     (BOTH WALLS)
ITEM NO.  17<EVC     >=  68000.     (BOTH WALLS)
ITEM NO.  18<EUR     >= 0.10880E+06 (BOTH WALLS)
ITEM NO.  27<U-PERM  >= 0.10000E-04 (BOTH WALLS)
ITEM NO.  52<D-NATURE>=  1.0000     (BOTH WALLS)
ITEM NO.  53<D-LEVEL >=  0.0000     (BOTH WALLS)
ITEM NO.  58<D-COHE  >= 0.80000     WALL NO.        1
ITEM NO.  58<D-COHE  >=  1.0000     WALL NO.        2
ITEM NO.  59<D-FRICT >=  27.450     WALL NO.        1
ITEM NO.  59<D-FRICT >=  33.000     WALL NO.        2
ITEM NO.  60<D-KA    >= 0.36900     WALL NO.        1
ITEM NO.  61<D-KP    >=  3.6950     WALL NO.        1
ITEM NO.  77<D-PERM  >= 0.10000E-04 (BOTH WALLS)

LAYER DESCRIPTORS FOR STEP NO.    6


 NON ZERO LAYER DESCRIPTORS FOR LAYER NO.    1 FOR STEP NO.    6

ITEM NO.   1<NAME    >=  16.000     (BOTH WALLS)
ITEM NO.   2<NATURE  >=  1.0000     (BOTH WALLS)
ITEM NO.   3<LEVEL   >=  3.0000     (BOTH WALLS)
ITEM NO.   4<WALL    >=  1.0000     (BOTH WALLS)
ITEM NO.   5<GAMMAD  >=  19.000     (BOTH WALLS)
ITEM NO.   6<GAMMAB  >=  10.000     (BOTH WALLS)
ITEM NO.   7<GAMMAW  >=  10.000     (BOTH WALLS)
ITEM NO.   9<U-FRICT >=  32.010     WALL NO.        1
ITEM NO.   9<U-FRICT >=  38.000     WALL NO.        2
ITEM NO.  10<U-KA    >= 0.30700     WALL NO.        1
ITEM NO.  11<U-KP    >=  4.8470     WALL NO.        1
ITEM NO.  12<K0-NC   >= 0.50000     (BOTH WALLS)
ITEM NO.  13<NEXP    >= 0.50000     (BOTH WALLS)
ITEM NO.  14<OCR     >=  1.0000     (BOTH WALLS)
ITEM NO.  16<MODEL   >=  1.0000     (BOTH WALLS)
ITEM NO.  17<EVC     >=  15000.     (BOTH WALLS)
ITEM NO.  18<EUR     >=  45000.     (BOTH WALLS)
ITEM NO.  27<U-PERM  >= 0.10000E-03 (BOTH WALLS)
ITEM NO.  52<D-NATURE>=  1.0000     (BOTH WALLS)
ITEM NO.  53<D-LEVEL >=  0.0000     (BOTH WALLS)
ITEM NO.  59<D-FRICT >=  32.010     WALL NO.        1
ITEM NO.  59<D-FRICT >=  38.000     WALL NO.        2
ITEM NO.  60<D-KA    >= 0.30700     WALL NO.        1
ITEM NO.  61<D-KP    >=  4.8470     WALL NO.        1
ITEM NO.  77<D-PERM  >= 0.10000E-03 (BOTH WALLS)

 NON ZERO LAYER DESCRIPTORS FOR LAYER NO.    2 FOR STEP NO.    6

ITEM NO.   1<NAME    >=  17.000     (BOTH WALLS)
ITEM NO.   2<NATURE  >=  1.0000     (BOTH WALLS)
ITEM NO.   3<LEVEL   >=  0.0000     (BOTH WALLS)
ITEM NO.   4<WALL    >=  1.0000     (BOTH WALLS)
ITEM NO.   5<GAMMAD  >=  16.000     (BOTH WALLS)
ITEM NO.   6<GAMMAB  >=  6.0000     (BOTH WALLS)
ITEM NO.   7<GAMMAW  >=  10.000     (BOTH WALLS)
ITEM NO.   9<U-FRICT >=  24.790     WALL NO.        1
ITEM NO.   9<U-FRICT >=  30.000     WALL NO.        2
ITEM NO.  10<U-KA    >= 0.40900     WALL NO.        1
ITEM NO.  11<U-KP    >=  3.9830     WALL NO.        1
ITEM NO.  12<K0-NC   >= 0.50000     (BOTH WALLS)
ITEM NO.  13<NEXP    >= 0.50000     (BOTH WALLS)
ITEM NO.  14<OCR     >=  1.0000     (BOTH WALLS)
ITEM NO.  16<MODEL   >=  1.0000     (BOTH WALLS)
ITEM NO.  17<EVC     >=  30000.     (BOTH WALLS)
ITEM NO.  18<EUR     >=  48000.     (BOTH WALLS)
ITEM NO.  27<U-PERM  >= 0.10000E-04 (BOTH WALLS)
ITEM NO.  52<D-NATURE>=  1.0000     (BOTH WALLS)
ITEM NO.  53<D-LEVEL >=  0.0000     (BOTH WALLS)
```

```
ITEM NO.  59<D-FRICT >=  24.790     WALL NO.        1
ITEM NO.  59<D-FRICT >=  30.000     WALL NO.        2
ITEM NO.  60<D-KA    >= 0.40900     WALL NO.        1
ITEM NO.  61<D-KP    >=  3.1850     WALL NO.        1
ITEM NO.  77<D-PERM  >= 0.10000E-04 (BOTH WALLS)

 NON ZERO LAYER DESCRIPTORS FOR LAYER NO.    3 FOR STEP NO.    6

ITEM NO.   1<NAME    >=  18.000     (BOTH WALLS)
ITEM NO.   2<NATURE  >=  1.0000     (BOTH WALLS)
ITEM NO.   3<LEVEL   >= -5.0000     (BOTH WALLS)
ITEM NO.   4<WALL    >=  1.0000     (BOTH WALLS)
ITEM NO.   5<GAMMAD  >=  16.000     (BOTH WALLS)
ITEM NO.   6<GAMMAB  >=  6.0000     (BOTH WALLS)
ITEM NO.   7<GAMMAW  >=  10.000     (BOTH WALLS)
ITEM NO.   8<U-COHE  >= 0.80000     WALL NO.        1
ITEM NO.   8<U-COHE  >=  1.0000     WALL NO.        2
ITEM NO.   9<U-FRICT >=  27.450     WALL NO.        1
ITEM NO.   9<U-FRICT >=  33.000     WALL NO.        2
ITEM NO.  10<U-KA    >= 0.36900     WALL NO.        1
ITEM NO.  11<U-KP    >=  4.6020     WALL NO.        1
ITEM NO.  12<K0-NC   >= 0.50000     (BOTH WALLS)
ITEM NO.  13<NEXP    >= 0.50000     (BOTH WALLS)
ITEM NO.  14<OCR     >=  1.0000     (BOTH WALLS)
ITEM NO.  16<MODEL   >=  1.0000     (BOTH WALLS)
ITEM NO.  17<EVC     >=  68000.     (BOTH WALLS)
ITEM NO.  18<EUR     >= 0.10880E+06 (BOTH WALLS)
ITEM NO.  27<U-PERM  >= 0.10000E-04 (BOTH WALLS)
ITEM NO.  52<D-NATURE>=  1.0000     (BOTH WALLS)
ITEM NO.  53<D-LEVEL >=  0.0000     (BOTH WALLS)
ITEM NO.  58<D-COHE  >= 0.80000     WALL NO.        1
ITEM NO.  58<D-COHE  >=  1.0000     WALL NO.        2
ITEM NO.  59<D-FRICT >=  27.450     WALL NO.        1
ITEM NO.  59<D-FRICT >=  33.000     WALL NO.        2
ITEM NO.  60<D-KA    >= 0.36900     WALL NO.        1
ITEM NO.  61<D-KP    >=  3.6950     WALL NO.        1
ITEM NO.  77<D-PERM  >= 0.10000E-04 (BOTH WALLS)


DEFAULT WATER UNIT WEIGHT =  10.000
AVERAGED ON    18 VALUES
```

```
+-------------------------------------------------------------------------------------------------------------------------+
|                   PARATIEPLUS(TM)   NLS ENGINE RELEASE  2018.0    FULL VERSION  *Build date:Nov 13, 2017*               |
|                                                                                                                         |
|                                      NewProject.BaseDesignSection_28.A2M2R1_1213                                        |
|                                   Exe Time : 4 September 2018 18:02:10                                                  |
+-------------------------------------------------------------------------------------------------------------------------+

PHASE DESCRIPTORS


STEP  NO.     1
                                     LEFT WALL    RIGHT WALL
Y                                     0.000       -0.9990E+30
Z-PC                                  0.000         0.000
Z-EXCAVATION                          0.000         0.000
Z-WATER_TABLE                        -18.00       -0.9990E+30
Q_AT_THE_FREE_FIELD_LEVEL             0.000         0.000
ZQ                                    0.000         0.000
DZW_OF_THE_WATER_TABLE                0.000         0.000
QS_ON_THE_EXCAVATION_SIDE             0.000         0.000
ZQS                                  -0.9990E+30   -0.9990E+30
ZCUT                                  0.000         0.000
BALANCE LEVEL FOR PORE PRESSURES     -9.500        -9.500
WATER_BEHAVIOUR_FLAG (LINING OPT)     0.000         0.000
PORE_UPDATE_FLAG                      0.000         0.000
PORE_TAB. _FLAG (gt.0= use tabs)      0.000         0.000
lateral thrusts reduction elevatio    0.000         0.000
Downhill reduction factor for effe    0.000         0.000
Downhill reduction factor for pore    0.000         0.000
Uphill reduction factor for effect    0.000         0.000
Uphill reduction factor for pore p    0.000         0.000
SEISMIC HORIZONTAL ACCEL. Kh [g]      0.000         0.000
UPHILL VERTICAL ACCEL.  Kv_uh [g]     0.000         0.000
DOWNHILL VERTICAL ACCEL.Kv_dh [g]     0.000         0.000
UPHILL BETA ANGLE (SLOPE) [deg]       0.000         0.000
UPHILL DELTA/PHI RATIO                0.000         0.000
DOWNHILL BETA ANGLE (SLOPE) [deg]     0.000         0.000
DOWNHILL DELTA/PHI RATIO              0.000         0.000
DYN.WATER BEHAVIOUR                   0.000         0.000
Excess pore pressure RATIO Ru         0.000         0.000
SEISMIC PRESSURE LOWER VALUE          0.000         0.000
SEISMIC PRESSURE UPPER VALUE          0.000         0.000
SEISMIC PRESSURE LOWER LEVEL          0.000         0.000
SEISMIC PRESSURE UPPER LEVEL          0.000         0.000

=========================================================================================================end of step    1


STEP  NO.     2
                                     LEFT WALL    RIGHT WALL
Y                                     0.000       -0.9990E+30
Z-PC                                  0.000         0.000
Z-EXCAVATION                         -1.000         0.000
Z-WATER_TABLE                        -18.00       -0.9990E+30
Q_AT_THE_FREE_FIELD_LEVEL             0.000         0.000
ZQ                                    0.000         0.000
DZW_OF_THE_WATER_TABLE                0.000         0.000
QS_ON_THE_EXCAVATION_SIDE             0.000         0.000
ZQS                                  -0.9990E+30   -0.9990E+30
ZCUT                                  0.000         0.000
BALANCE LEVEL FOR PORE PRESSURES     -9.500        -9.500
WATER_BEHAVIOUR_FLAG (LINING OPT)     0.000         0.000
PORE_UPDATE_FLAG                      0.000         0.000
PORE_TAB. _FLAG (gt.0= use tabs)      0.000         0.000
lateral thrusts reduction elevatio    0.000         0.000
Downhill reduction factor for effe    0.000         0.000
Downhill reduction factor for pore    0.000         0.000
Uphill reduction factor for effect    0.000         0.000
Uphill reduction factor for pore p    0.000         0.000
SEISMIC HORIZONTAL ACCEL. Kh [g]      0.000         0.000
UPHILL VERTICAL ACCEL.  Kv_uh [g]     0.000         0.000
```

DOWNHILL VERTICAL ACCEL.Kv_dh [g]	0.000	0.000
UPHILL BETA ANGLE (SLOPE) [deg]	0.000	0.000
UPHILL DELTA/PHI RATIO	0.000	0.000
DOWNHILL BETA ANGLE (SLOPE) [deg]	0.000	0.000
DOWNHILL DELTA/PHI RATIO	0.000	0.000
DYN.WATER BEHAVIOUR	0.000	0.000
Excess pore pressure RATIO Ru	0.000	0.000
SEISMIC PRESSURE LOWER VALUE	0.000	0.000
SEISMIC PRESSURE UPPER VALUE	0.000	0.000
SEISMIC PRESSURE LOWER LEVEL	0.000	0.000
SEISMIC PRESSURE UPPER LEVEL	0.000	0.000

==========end of step 2

STEP NO. 3

	LEFT WALL	RIGHT WALL
Y	0.000	-0.9990E+30
Z-PC	0.000	0.000
Z-EXCAVATION	-1.000	0.000
Z-WATER_TABLE	-18.00	-0.9990E+30
Q_AT_THE_FREE_FIELD_LEVEL	0.000	0.000
ZQ	0.000	0.000
DZW_OF_THE_WATER_TABLE	0.000	0.000
QS_ON_THE_EXCAVATION_SIDE	0.000	0.000
ZQS	-0.9990E+30	-0.9990E+30
ZCUT	0.000	0.000
BALANCE LEVEL FOR PORE PRESSURES	-9.500	-9.500
WATER_BEHAVIOUR_FLAG (LINING OPT)	0.000	0.000
PORE_UPDATE_FLAG	0.000	0.000
PORE_TAB. _FLAG (gt.0= use tabs)	0.000	0.000
lateral thrusts reduction elevatio	0.000	0.000
Downhill reduction factor for effe	0.000	0.000
Downhill reduction factor for pore	0.000	0.000
Uphill reduction factor for effect	0.000	0.000
Uphill reduction factor for pore p	0.000	0.000
SEISMIC HORIZONTAL ACCEL. Kh [g]	0.000	0.000
UPHILL VERTICAL ACCEL. Kv_uh [g]	0.000	0.000
DOWNHILL VERTICAL ACCEL.Kv_dh [g]	0.000	0.000
UPHILL BETA ANGLE (SLOPE) [deg]	0.000	0.000
UPHILL DELTA/PHI RATIO	0.000	0.000
DOWNHILL BETA ANGLE (SLOPE) [deg]	0.000	0.000
DOWNHILL DELTA/PHI RATIO	0.000	0.000
DYN.WATER BEHAVIOUR	0.000	0.000
Excess pore pressure RATIO Ru	0.000	0.000
SEISMIC PRESSURE LOWER VALUE	0.000	0.000
SEISMIC PRESSURE UPPER VALUE	0.000	0.000
SEISMIC PRESSURE LOWER LEVEL	0.000	0.000
SEISMIC PRESSURE UPPER LEVEL	0.000	0.000

==========end of step 3

STEP NO. 4

	LEFT WALL	RIGHT WALL
Y	0.000	-0.9990E+30
Z-PC	0.000	0.000
Z-EXCAVATION	-5.600	0.000
Z-WATER_TABLE	-18.00	-0.9990E+30
Q_AT_THE_FREE_FIELD_LEVEL	0.000	0.000
ZQ	0.000	0.000
DZW_OF_THE_WATER_TABLE	0.000	0.000
QS_ON_THE_EXCAVATION_SIDE	0.000	0.000
ZQS	-0.9990E+30	-0.9990E+30
ZCUT	0.000	0.000
BALANCE LEVEL FOR PORE PRESSURES	-9.500	-9.500
WATER_BEHAVIOUR_FLAG (LINING OPT)	0.000	0.000
PORE_UPDATE_FLAG	0.000	0.000
PORE_TAB. _FLAG (gt.0= use tabs)	0.000	0.000
lateral thrusts reduction elevatio	0.000	0.000
Downhill reduction factor for effe	0.000	0.000
Downhill reduction factor for pore	0.000	0.000
Uphill reduction factor for effect	0.000	0.000
Uphill reduction factor for pore p	0.000	0.000

SEISMIC HORIZONTAL ACCEL. Kh [g]	0.000	0.000
UPHILL VERTICAL ACCEL. Kv_uh [g]	0.000	0.000
DOWNHILL VERTICAL ACCEL.Kv_dh [g]	0.000	0.000
UPHILL BETA ANGLE (SLOPE) [deg]	0.000	0.000
UPHILL DELTA/PHI RATIO	0.000	0.000
DOWNHILL BETA ANGLE (SLOPE) [deg]	0.000	0.000
DOWNHILL DELTA/PHI RATIO	0.000	0.000
DYN.WATER BEHAVIOUR	0.000	0.000
Excess pore pressure RATIO Ru	0.000	0.000
SEISMIC PRESSURE LOWER VALUE	0.000	0.000
SEISMIC PRESSURE UPPER VALUE	0.000	0.000
SEISMIC PRESSURE LOWER LEVEL	0.000	0.000
SEISMIC PRESSURE UPPER LEVEL	0.000	0.000

==========end of step 4

STEP NO. 5

	LEFT WALL	RIGHT WALL
Y	0.000	-0.9990E+30
Z-PC	0.000	0.000
Z-EXCAVATION	-5.100	0.000
Z-WATER_TABLE	-18.00	-0.9990E+30
Q_AT_THE_FREE_FIELD_LEVEL	0.000	0.000
ZQ	0.000	0.000
DZW_OF_THE_WATER_TABLE	0.000	0.000
QS_ON_THE_EXCAVATION_SIDE	0.000	0.000
ZQS	-0.9990E+30	-0.9990E+30
ZCUT	0.000	0.000
BALANCE LEVEL FOR PORE PRESSURES	-9.500	-9.500
WATER_BEHAVIOUR_FLAG (LINING OPT)	0.000	0.000
PORE_UPDATE_FLAG	0.000	0.000
PORE_TAB. _FLAG (gt.0= use tabs)	0.000	0.000
lateral thrusts reduction elevatio	0.000	0.000
Downhill reduction factor for effe	0.000	0.000
Downhill reduction factor for pore	0.000	0.000
Uphill reduction factor for effect	0.000	0.000
Uphill reduction factor for pore p	0.000	0.000
SEISMIC HORIZONTAL ACCEL. Kh [g]	0.000	0.000
UPHILL VERTICAL ACCEL. Kv_uh [g]	0.000	0.000
DOWNHILL VERTICAL ACCEL.Kv_dh [g]	0.000	0.000
UPHILL BETA ANGLE (SLOPE) [deg]	0.000	0.000
UPHILL DELTA/PHI RATIO	0.000	0.000
DOWNHILL BETA ANGLE (SLOPE) [deg]	0.000	0.000
DOWNHILL DELTA/PHI RATIO	0.000	0.000
DYN.WATER BEHAVIOUR	0.000	0.000
Excess pore pressure RATIO Ru	0.000	0.000
SEISMIC PRESSURE LOWER VALUE	0.000	0.000
SEISMIC PRESSURE UPPER VALUE	0.000	0.000
SEISMIC PRESSURE LOWER LEVEL	0.000	0.000
SEISMIC PRESSURE UPPER LEVEL	0.000	0.000

==========end of step 5

STEP NO. 6

	LEFT WALL	RIGHT WALL
Y	0.000	-0.9990E+30
Z-PC	0.000	0.000
Z-EXCAVATION	-5.100	0.000
Z-WATER_TABLE	-18.00	-0.9990E+30
Q_AT_THE_FREE_FIELD_LEVEL	0.000	0.000
ZQ	0.000	0.000
DZW_OF_THE_WATER_TABLE	0.000	0.000
QS_ON_THE_EXCAVATION_SIDE	0.000	0.000
ZQS	-0.9990E+30	-0.9990E+30
ZCUT	0.000	0.000
BALANCE LEVEL FOR PORE PRESSURES	-9.500	-9.500
WATER_BEHAVIOUR_FLAG (LINING OPT)	0.000	0.000
PORE_UPDATE_FLAG	0.000	0.000
PORE_TAB. _FLAG (gt.0= use tabs)	0.000	0.000
lateral thrusts reduction elevatio	0.000	0.000
Downhill reduction factor for effe	0.000	0.000
Downhill reduction factor for pore	0.000	0.000

```
Uphill reduction factor for effect      0.000         0.000
Uphill reduction factor for pore p      0.000         0.000
SEISMIC HORIZONTAL ACCEL. Kh [g]        0.000         0.000
UPHILL VERTICAL ACCEL.  Kv_uh [g]       0.000         0.000
DOWNHILL VERTICAL ACCEL.Kv_dh [g]       0.000         0.000
UPHILL BETA ANGLE (SLOPE) [deg]         0.000         0.000
UPHILL DELTA/PHI RATIO                  0.000         0.000
DOWNHILL BETA ANGLE (SLOPE) [deg]       0.000         0.000
DOWNHILL DELTA/PHI RATIO                0.000         0.000
DYN.WATER BEHAVIOUR                     0.000         0.000
Excess pore pressure RATIO Ru           0.000         0.000
SEISMIC PRESSURE LOWER VALUE            0.000         0.000
SEISMIC PRESSURE UPPER VALUE            0.000         0.000
SEISMIC PRESSURE LOWER LEVEL            0.000         0.000
SEISMIC PRESSURE UPPER LEVEL            0.000         0.000

================================================================================================================end of step    6


 LEFT-HAND WALL

 LOWER  LEVEL          -9.50000
 UPPER  LEVEL           0.00000

 RIGHT-HAND WALL

 LOWER  LEVEL          -9.50000
 UPPER  LEVEL           0.00000
```

```
+-------------------------------------------------------------------------------------------------------------------------------+
|                  PARATIEPLUS(TM)   NLS ENGINE RELEASE  2018.0    FULL VERSION  *Build date:Nov 13, 2017*                    |
|                                                                                                                               |
|                                     NewProject.BaseDesignSection_28.A2M2R1_1213                                               |
|                                  Exe Time : 4 September 2018 18:02:10                                                         |
+-------------------------------------------------------------------------------------------------------------------------------+
 I N I T I A L   S T R E S S   T A B L E S

            S E C T I O N

 NUMBER OF DEFINED TABLES             2


INPUT DATA FOR INITIAL STRESS SET NO.    1
PERTAINING SOIL ELEMENTS AT Y-COORD    0.0000

ACTIVATION TIME                              1.0000
END TIME (TIME BEYOND WHICH IT IS REMOVED)   6.0000

TYPE BOUSSINESQ

 HORIZONTAL DISTANCE (DY)           1.00000000000000
 FOUNDATION WIDTH    (B)            3.50000000000000
 ZETA-F.....                   0.000000000000000E+000
 Q-F .....                      26.0000000000000
 BETA ....                      45.0000000000000
 BEHAVIOUR (0=FREE, 1=REFLECTING)  0.000000000000000E+000


INPUT DATA FOR INITIAL STRESS SET NO.    2
PERTAINING SOIL ELEMENTS AT Y-COORD    0.0000

ACTIVATION TIME                              1.0000
END TIME (TIME BEYOND WHICH IT IS REMOVED)   6.0000

TYPE BOUSSINESQ

 HORIZONTAL DISTANCE (DY)           11.0000000000000
 FOUNDATION WIDTH    (B)            19.0000000000000
 ZETA-F.....                    2.70000000000000
 Q-F .....                      26.0000000000000
 BETA ....                      45.0000000000000
 BEHAVIOUR (0=FREE, 1=REFLECTING)  0.000000000000000E+000


 ELEMENT GROUPS BACKUP AREA CAN STAY IN CORE AT
 POSITION        5065

 NO. OF D.P.W  FOR THIS AREA       5855
 MAX NO. OF D.P.W. AVAILABLE      81920
 ** MAX NO OF ITERATIONS SET TO          40

ITER     0 RNORM = 0.000     RMNORM= 0.000
           RINORM= 9217.     RIMNOR= 0.000
           RENORM=0.2919E-28 REMNOR= 0.000     RATIO =0.5627E-16 TOLER =0.1000E-03      CONVERGED !
           RFMAX = 15.82     RMMAX = 0.000
           RTSMAL=0.1000E-03 RMSMAL= 0.000
           RDT   = 9217.     RDR   = 0.000
           RATIOT=0.5627E-16 RATIOR= 0.000
           MAX UN=0.3553E-14 IEQ=    93 NODE     47 DOF   1  Y-DISPL.F
           MIN UN= 0.000     IEQ=     1 NODE      1 DOF   1  Y-DISPL.F
           NO. OF CONTACT CONSTRAINT VIOLATIONS     0


ITER     1 RNORM = 0.000     RMNORM= 0.000
           RINORM= 9217.     RIMNOR= 0.000
           RENORM=0.5145E-29 REMNOR=0.4648E-51 RATIO =0.2363E-16 TOLER =0.1000E-03      CONVERGED !
           RFMAX = 15.82     RMMAX = 0.000
           RTSMAL=0.1000E-03 RMSMAL= 0.000
           RDT   = 9217.     RDR   = 0.000
           RATIOT=0.2363E-16 RATIOR= 0.000
```

```
  MAX UN=0.8148E-15 IEQ=    93 NODE     47 DOF   1  Y-DISPL.F
  MIN UN=-.1720E-16 IEQ=     3 NODE      2 DOF   1  Y-DISPL.F
  NO. OF CONTACT CONSTRAINT VIOLATIONS     0


ITER     2 RNORM = 0.000     RMNORM= 0.000
  RINORM= 9217.     RIMNOR= 0.000
  RENORM=0.4844E-29 REMNOR=0.1394E-51 RATIO =0.2292E-16 TOLER =0.1000E-03      CONVERGED !
  RFMAX = 15.82     RMMAX = 0.000
  RTSMAL=0.1000E-03 RMSMAL= 0.000
  RDT   = 9217.     RDR   = 0.000
  RATIOT=0.2292E-16 RATIOR= 0.000
  MAX UN=0.7037E-15 IEQ=    93 NODE     47 DOF   1  Y-DISPL.F
  MIN UN=-.6848E-16 IEQ=     3 NODE      2 DOF   1  Y-DISPL.F
  NO. OF CONTACT CONSTRAINT VIOLATIONS     0
```

```
+-------------------------------------------------------------------------------------------------------------------------+
|                   PARATIEPLUS(TM)   NLS ENGINE RELEASE  2018.0    FULL VERSION  *Build date:Nov 13, 2017*              |
|                                                                                                                         |
|                                     NewProject.BaseDesignSection_28.A2M2R1_1213                                         |
|                                  Exe Time : 4 September 2018 18:02:10                                                   |
+-------------------------------------------------------------------------------------------------------------------------+
New Project
SOLUTION REACHED USING     2 ITERATIONS ON   40

P R I N T   O U T   F O R   T I M E   S T E P    1     ( AT TIME   1.000     )

PRINT OUT OF ACTIVE COMPONENTS (FIXED NODES ARE NOT PRINTED OUT)

          Y-DISPL.F        X-ROT. F
           (02)             (04)            (


ALL NODAL POINTS HAVE ZERO DISPLACEMENT COMPONENTS
```

```
+-------------------------------------------------------------------------------------------------------------------------------+
|                   PARATIEPLUS(TM)   NLS ENGINE RELEASE  2018.0    FULL VERSION  *Build date:Nov 13, 2017*                    |
|                                                                                                                               |
|                                     NewProject.BaseDesignSection_28.A2M2R1_1213                                               |
|                                  Exe Time : 4 September 2018 18:02:10                                                         |
+-------------------------------------------------------------------------------------------------------------------------------+
New Project


S T R E S S   R E S U L T S   F O R   G R O U P   N O.   1

0_L                                                          :
ELEMENT TYPE    5 NO.OF ELEMENTS. IN THIS GROUP   49
C U R R E N T   T I M E   I S      1.0000

 HARDENING 2D SOIL ELEMENT

 ****** TOTAL STRESS FORMULATION *****

  EL *   FORCE     DISPL-Y  VERTICAL-P  HORIZON.-P     MAX-V-P     MAX-H-P           STATE   STIFFNESS Z-LEVEL      PORE
E FACTOR    UFACTOR       Peq           Su_a         Su_p     LAYER
 ------------------------------------------------------------------------------------------------------------------------------
-------------------------------------------------------------------------------------------
   1 D  0.2426      6.8035E-21  7.2068E-02   2.426      7.2068E-02   2.426            V-C  3.7027E+04   0.000       0.000
1.000       1.000       2.426       0.000       0.000     DI1_164_167_L_0
   2 D   1.335      6.3632E-21   3.330       6.674       3.330       6.674            V-C  3.7027E+04 -0.2000       0.000
1.000       1.000       6.674       0.000       0.000     DI1_164_167_L_0
   3 D   2.095      5.9228E-21   6.798       10.48       6.798       10.48            V-C  3.7027E+04 -0.4000       0.000
1.000       1.000       10.48       0.000       0.000     DI1_164_167_L_0
   4 D   2.725      5.4818E-21   10.54       13.63       10.54       13.63            V-C  3.7027E+04 -0.6000       0.000
1.000       1.000       13.63       0.000       0.000     DI1_164_167_L_0
   5 D   3.233      5.0398E-21   14.47       16.17       14.47       16.17            V-C  3.7027E+04 -0.8000       0.000
1.000       1.000       16.17       0.000       0.000     DI1_164_167_L_0
   6 D   3.648      4.5961E-21   18.48       18.24       18.48       18.24            V-C  3.7027E+04  -1.000       0.000
1.000       1.000       18.24       0.000       0.000     DI1_164_167_L_0
   7 D   4.000      4.1496E-21   22.49       20.00       22.49       20.00            V-C  3.7027E+04  -1.200       0.000
1.000       1.000       20.00       0.000       0.000     DI1_164_167_L_0
   8 D   4.313      3.6994E-21   26.80       21.56       26.80       21.56            V-C  3.7027E+04  -1.400       0.000
1.000       1.000       21.56       0.000       0.000     DI1_164_167_L_0
   9 D   4.601      3.2443E-21   31.47       23.01       31.47       23.01            V-C  3.7027E+04  -1.600       0.000
1.000       1.000       23.01       0.000       0.000     DI1_164_167_L_0
  10 D   4.876      2.7828E-21   35.63       24.38       35.63       24.38            V-C  3.7027E+04  -1.800       0.000
1.000       1.000       24.38       0.000       0.000     DI1_164_167_L_0
  11 D   5.144      2.3131E-21   39.87       25.72       39.87       25.72            V-C  3.7027E+04  -2.000       0.000
1.000       1.000       25.72       0.000       0.000     DI1_164_167_L_0
  12 D   5.409      1.8312E-21   43.96       27.05       43.96       27.05            V-C  3.7027E+04  -2.200       0.000
1.000       1.000       27.05       0.000       0.000     DI1_164_167_L_0
  13 D   5.674      1.3327E-21   47.74       28.37       47.74       28.37            V-C  3.7027E+04  -2.400       0.000
1.000       1.000       28.37       0.000       0.000     DI1_164_167_L_0
  14 D   5.940      8.1289E-22   51.62       29.70       51.62       29.70            V-C  3.7027E+04  -2.600       0.000
1.000       1.000       29.70       0.000       0.000     DI1_164_167_L_0
  15 D   6.209      2.6725E-22   55.43       31.04       55.43       31.04            V-C  3.7027E+04  -2.800       0.000
1.000       1.000       31.04       0.000       0.000     DI1_164_167_L_0
  16 D   6.480     -3.0885E-22   59.17       32.40       59.17       32.40            V-C  3.7027E+04  -3.000       0.000
1.000       1.000       32.40       0.000       0.000     DI1_164_167_L_0
  17 D   6.755     -9.2006E-22   62.72       33.77       62.72       33.77            V-C  3.7027E+04  -3.200       0.000
1.000       1.000       33.77       0.000       0.000     DI1_164_167_L_0
  18 D   7.032     -1.5710E-21   66.38       35.16       66.38       35.16            V-C  3.7027E+04  -3.400       0.000
1.000       1.000       35.16       0.000       0.000     DI1_164_167_L_0
  19 D   7.313     -2.2662E-21   69.99       36.57       69.99       36.57            V-C  3.7027E+04  -3.600       0.000
1.000       1.000       36.57       0.000       0.000     DI1_164_167_L_0
  20 D   7.597     -3.0103E-21   73.57       37.99       73.57       37.99            V-C  3.7027E+04  -3.800       0.000
1.000       1.000       37.99       0.000       0.000     DI1_164_167_L_0
  21 D   7.884     -3.8077E-21   77.01       39.42       77.01       39.42            V-C  3.7027E+04  -4.000       0.000
1.000       1.000       39.42       0.000       0.000     DI1_164_167_L_0
  22 D   8.174     -4.6627E-21   80.55       40.87       80.55       40.87            V-C  3.7027E+04  -4.200       0.000
1.000       1.000       40.87       0.000       0.000     DI1_164_167_L_0
  23 D   8.466     -5.5797E-21   84.06       42.33       84.06       42.33            V-C  3.7027E+04  -4.400       0.000
1.000       1.000       42.33       0.000       0.000     DI1_164_167_L_0
  24 D   8.761     -6.5627E-21   87.15       43.80       87.15       43.80            V-C  3.7027E+04  -4.600       0.000
1.000       1.000       43.80       0.000       0.000     DI1_164_167_L_0
```

25 D	9.057	-7.6157E-21	90.07	45.29	90.07	45.29	V-C	3.7027E+04	-4.800	0.000		
1.000	1.000	45.29	0.000	0.000	DI1_164_167_L_0							
26 D	9.356	-8.7424E-21	93.00	46.78	93.00	46.78	V-C	8.8382E+04	-5.000	0.000		
1.000	1.000	46.78	0.000	0.000	DI2_165_168_L_0							
27 D	9.656	-9.9463E-21	95.95	48.28	95.95	48.28	V-C	8.8382E+04	-5.200	0.000		
1.000	1.000	48.28	0.000	0.000	DI2_165_168_L_0							
28 D	9.957	-1.1230E-20	98.92	49.79	98.92	49.79	V-C	8.8382E+04	-5.400	0.000		
1.000	1.000	49.79	0.000	0.000	DI2_165_168_L_0							
29 D	10.26	-1.2597E-20	101.9	51.30	101.9	51.30	V-C	8.8382E+04	-5.600	0.000		
1.000	1.000	51.30	0.000	0.000	DI2_165_168_L_0							
30 D	10.56	-1.4048E-20	104.9	52.82	104.9	52.82	V-C	8.8382E+04	-5.800	0.000		
1.000	1.000	52.82	0.000	0.000	DI2_165_168_L_0							
31 D	10.87	-1.5584E-20	107.9	54.34	107.9	54.34	V-C	8.8382E+04	-6.000	0.000		
1.000	1.000	54.34	0.000	0.000	DI2_165_168_L_0							
32 D	11.17	-1.7206E-20	110.9	55.87	110.9	55.87	V-C	8.8382E+04	-6.200	0.000		
1.000	1.000	55.87	0.000	0.000	DI2_165_168_L_0							
33 D	11.48	-1.8912E-20	114.0	57.41	114.0	57.41	V-C	8.8382E+04	-6.400	0.000		
1.000	1.000	57.41	0.000	0.000	DI2_165_168_L_0							
34 D	11.79	-2.0701E-20	117.0	58.94	117.0	58.94	V-C	8.8382E+04	-6.600	0.000		
1.000	1.000	58.94	0.000	0.000	DI2_165_168_L_0							
35 D	12.10	-2.2570E-20	120.1	60.48	120.1	60.48	V-C	8.8382E+04	-6.800	0.000		
1.000	1.000	60.48	0.000	0.000	DI2_165_168_L_0							
36 D	12.40	-2.4515E-20	123.1	62.02	123.1	62.02	V-C	8.8382E+04	-7.000	0.000		
1.000	1.000	62.02	0.000	0.000	DI2_165_168_L_0							
37 D	12.71	-2.6532E-20	126.2	63.57	126.2	63.57	V-C	8.8382E+04	-7.200	0.000		
1.000	1.000	63.57	0.000	0.000	DI2_165_168_L_0							
38 D	13.02	-2.8613E-20	129.3	65.11	129.3	65.11	V-C	8.8382E+04	-7.400	0.000		
1.000	1.000	65.11	0.000	0.000	DI2_165_168_L_0							
39 D	13.33	-3.0751E-20	132.4	66.66	132.4	66.66	V-C	8.8382E+04	-7.600	0.000		
1.000	1.000	66.66	0.000	0.000	DI2_165_168_L_0							
40 D	13.64	-3.2938E-20	135.5	68.21	135.5	68.21	V-C	8.8382E+04	-7.800	0.000		
1.000	1.000	68.21	0.000	0.000	DI2_165_168_L_0							
41 D	13.95	-3.5174E-20	138.6	69.76	138.6	69.76	V-C	8.8382E+04	-8.000	0.000		
1.000	1.000	69.76	0.000	0.000	DI2_165_168_L_0							
42 D	14.26	-3.7457E-20	141.7	71.31	141.7	71.31	V-C	8.8382E+04	-8.200	0.000		
1.000	1.000	71.31	0.000	0.000	DI2_165_168_L_0							
43 D	14.57	-3.9786E-20	144.8	72.87	144.8	72.87	V-C	8.8382E+04	-8.400	0.000		
1.000	1.000	72.87	0.000	0.000	DI2_165_168_L_0							
44 D	14.88	-4.2154E-20	147.9	74.42	147.9	74.42	V-C	8.8382E+04	-8.600	0.000		
1.000	1.000	74.42	0.000	0.000	DI2_165_168_L_0							
45 D	15.19	-4.4557E-20	151.0	75.97	151.0	75.97	V-C	8.8382E+04	-8.800	0.000		
1.000	1.000	75.97	0.000	0.000	DI2_165_168_L_0							
46 D	15.51	-4.6986E-20	154.1	77.53	154.1	77.53	V-C	8.8382E+04	-9.000	0.000		
1.000	1.000	77.53	0.000	0.000	DI2_165_168_L_0							
47 D	15.82	-4.9430E-20	157.3	79.08	157.3	79.08	V-C	8.8382E+04	-9.200	0.000		
1.000	1.000	79.08	0.000	0.000	DI2_165_168_L_0							
48 D	12.10	-5.1879E-20	160.4	80.63	160.4	80.63	V-C	8.8382E+04	-9.400	0.000		
1.000	1.000	80.63	0.000	0.000	DI2_165_168_L_0							
49 D	4.071	-5.3103E-20	162.0	81.41	162.0	81.41	V-C	8.8382E+04	-9.500	0.000		
1.000	1.000	81.41	0.000	0.000	DI2_165_168_L_0							

```
+-------------------------------------------------------------------------------------------------------------------------------+
|                   PARATIEPLUS(TM)   NLS ENGINE RELEASE  2018.0    FULL VERSION  *Build date:Nov 13, 2017*                    |
|                                                                                                                               |
|                                     NewProject.BaseDesignSection_28.A2M2R1_1213                                               |
|                                   Exe Time : 4 September 2018 18:02:10                                                        |
+-------------------------------------------------------------------------------------------------------------------------------+
New Project


S T R E S S   R E S U L T S   F O R   G R O U P   N O.   2

0_R                                                          :
ELEMENT TYPE    5 NO.OF ELEMENTS. IN THIS GROUP   49
C U R R E N T   T I M E   I S      1.0000

 HARDENING 2D SOIL ELEMENT

 ****** TOTAL STRESS FORMULATION *****

  EL *   FORCE     DISPL-Y  VERTICAL-P  HORIZON.-P     MAX-V-P     MAX-H-P          STATE   STIFFNESS Z-LEVEL      PORE
E FACTOR    UFACTOR       Peq          Su_a        Su_p     LAYER
 ------------------------------------------------------------------------------------------------------------------------------
-------------------------------------------------------------------------------------------
   1 D  0.2426     -6.8035E-21   0.000       2.426       0.000       2.426            V-C  3.0299E+04   0.000       0.000
1.000       1.000       2.426       0.000       0.000     DI1_164_167_L_0
   2 D   1.335     -6.3632E-21   3.200       6.674       3.200       6.674            V-C  3.0299E+04 -0.2000       0.000
1.000       1.000       6.674       0.000       0.000     DI1_164_167_L_0
   3 D   2.095     -5.9228E-21   6.400       10.48       6.400       10.48            V-C  3.0299E+04 -0.4000       0.000
1.000       1.000       10.48       0.000       0.000     DI1_164_167_L_0
   4 D   2.725     -5.4818E-21   9.600       13.63       9.600       13.63            V-C  3.0299E+04 -0.6000       0.000
1.000       1.000       13.63       0.000       0.000     DI1_164_167_L_0
   5 D   3.233     -5.0398E-21   12.80       16.17       12.80       16.17            V-C  3.0299E+04 -0.8000       0.000
1.000       1.000       16.17       0.000       0.000     DI1_164_167_L_0
   6 D   3.648     -4.5961E-21   16.00       18.24       16.00       18.24            V-C  3.0299E+04  -1.000       0.000
1.000       1.000       18.24       0.000       0.000     DI1_164_167_L_0
   7 D   4.000     -4.1496E-21   19.20       20.00       19.20       20.00            V-C  3.0299E+04  -1.200       0.000
1.000       1.000       20.00       0.000       0.000     DI1_164_167_L_0
   8 D   4.313     -3.6994E-21   22.40       21.56       22.40       21.56            V-C  3.0299E+04  -1.400       0.000
1.000       1.000       21.56       0.000       0.000     DI1_164_167_L_0
   9 D   4.601     -3.2443E-21   25.60       23.01       25.60       23.01            V-C  3.0299E+04  -1.600       0.000
1.000       1.000       23.01       0.000       0.000     DI1_164_167_L_0
  10 D   4.876     -2.7828E-21   28.80       24.38       28.80       24.38            V-C  3.0299E+04  -1.800       0.000
1.000       1.000       24.38       0.000       0.000     DI1_164_167_L_0
  11 D   5.144     -2.3131E-21   32.00       25.72       32.00       25.72            V-C  3.0299E+04  -2.000       0.000
1.000       1.000       25.72       0.000       0.000     DI1_164_167_L_0
  12 D   5.409     -1.8312E-21   35.20       27.05       35.20       27.05            V-C  3.0299E+04  -2.200       0.000
1.000       1.000       27.05       0.000       0.000     DI1_164_167_L_0
  13 D   5.674     -1.3327E-21   38.40       28.37       38.40       28.37            V-C  3.0299E+04  -2.400       0.000
1.000       1.000       28.37       0.000       0.000     DI1_164_167_L_0
  14 D   5.940     -8.1289E-22   41.60       29.70       41.60       29.70            V-C  3.0299E+04  -2.600       0.000
1.000       1.000       29.70       0.000       0.000     DI1_164_167_L_0
  15 D   6.209     -2.6725E-22   44.80       31.04       44.80       31.04            V-C  3.0299E+04  -2.800       0.000
1.000       1.000       31.04       0.000       0.000     DI1_164_167_L_0
  16 D   6.480      3.0885E-22   48.00       32.40       48.00       32.40            V-C  3.0299E+04  -3.000       0.000
1.000       1.000       32.40       0.000       0.000     DI1_164_167_L_0
  17 D   6.755      9.2006E-22   51.20       33.77       51.20       33.77            V-C  3.0299E+04  -3.200       0.000
1.000       1.000       33.77       0.000       0.000     DI1_164_167_L_0
  18 D   7.032      1.5710E-21   54.40       35.16       54.40       35.16            V-C  3.0299E+04  -3.400       0.000
1.000       1.000       35.16       0.000       0.000     DI1_164_167_L_0
  19 D   7.313      2.2662E-21   57.60       36.57       57.60       36.57            V-C  3.0299E+04  -3.600       0.000
1.000       1.000       36.57       0.000       0.000     DI1_164_167_L_0
  20 D   7.597      3.0103E-21   60.80       37.99       60.80       37.99            V-C  3.0299E+04  -3.800       0.000
1.000       1.000       37.99       0.000       0.000     DI1_164_167_L_0
  21 D   7.884      3.8077E-21   64.00       39.42       64.00       39.42            V-C  3.0299E+04  -4.000       0.000
1.000       1.000       39.42       0.000       0.000     DI1_164_167_L_0
  22 D   8.174      4.6627E-21   67.20       40.87       67.20       40.87            V-C  3.0299E+04  -4.200       0.000
1.000       1.000       40.87       0.000       0.000     DI1_164_167_L_0
  23 D   8.466      5.5797E-21   70.40       42.33       70.40       42.33            V-C  3.0299E+04  -4.400       0.000
1.000       1.000       42.33       0.000       0.000     DI1_164_167_L_0
  24 D   8.761      6.5627E-21   73.60       43.80       73.60       43.80            V-C  3.0299E+04  -4.600       0.000
1.000       1.000       43.80       0.000       0.000     DI1_164_167_L_0
```

25 D	9.057	7.6157E-21	76.80	45.29	76.80	45.29	V-C	3.0299E+04	-4.800	0.000		
1.000	1.000	45.29	0.000	0.000	DI1_164_167_L_0							
26 D	9.356	8.7424E-21	80.00	46.78	80.00	46.78	V-C	6.5217E+04	-5.000	0.000		
1.000	1.000	46.78	0.000	0.000	DI2_165_168_L_0							
27 D	9.656	9.9463E-21	83.20	48.28	83.20	48.28	V-C	6.5217E+04	-5.200	0.000		
1.000	1.000	48.28	0.000	0.000	DI2_165_168_L_0							
28 D	9.957	1.1230E-20	86.40	49.79	86.40	49.79	V-C	6.5217E+04	-5.400	0.000		
1.000	1.000	49.79	0.000	0.000	DI2_165_168_L_0							
29 D	10.26	1.2597E-20	89.60	51.30	89.60	51.30	V-C	6.5217E+04	-5.600	0.000		
1.000	1.000	51.30	0.000	0.000	DI2_165_168_L_0							
30 D	10.56	1.4048E-20	92.80	52.82	92.80	52.82	V-C	6.5217E+04	-5.800	0.000		
1.000	1.000	52.82	0.000	0.000	DI2_165_168_L_0							
31 D	10.87	1.5584E-20	96.00	54.34	96.00	54.34	V-C	6.5217E+04	-6.000	0.000		
1.000	1.000	54.34	0.000	0.000	DI2_165_168_L_0							
32 D	11.17	1.7206E-20	99.20	55.87	99.20	55.87	V-C	6.5217E+04	-6.200	0.000		
1.000	1.000	55.87	0.000	0.000	DI2_165_168_L_0							
33 D	11.48	1.8912E-20	102.4	57.41	102.4	57.41	V-C	6.5217E+04	-6.400	0.000		
1.000	1.000	57.41	0.000	0.000	DI2_165_168_L_0							
34 D	11.79	2.0701E-20	105.6	58.94	105.6	58.94	V-C	6.5217E+04	-6.600	0.000		
1.000	1.000	58.94	0.000	0.000	DI2_165_168_L_0							
35 D	12.10	2.2570E-20	108.8	60.48	108.8	60.48	V-C	6.5217E+04	-6.800	0.000		
1.000	1.000	60.48	0.000	0.000	DI2_165_168_L_0							
36 D	12.40	2.4515E-20	112.0	62.02	112.0	62.02	V-C	6.5217E+04	-7.000	0.000		
1.000	1.000	62.02	0.000	0.000	DI2_165_168_L_0							
37 D	12.71	2.6532E-20	115.2	63.57	115.2	63.57	V-C	6.5217E+04	-7.200	0.000		
1.000	1.000	63.57	0.000	0.000	DI2_165_168_L_0							
38 D	13.02	2.8613E-20	118.4	65.11	118.4	65.11	V-C	6.5217E+04	-7.400	0.000		
1.000	1.000	65.11	0.000	0.000	DI2_165_168_L_0							
39 D	13.33	3.0751E-20	121.6	66.66	121.6	66.66	V-C	6.5217E+04	-7.600	0.000		
1.000	1.000	66.66	0.000	0.000	DI2_165_168_L_0							
40 D	13.64	3.2938E-20	124.8	68.21	124.8	68.21	V-C	6.5217E+04	-7.800	0.000		
1.000	1.000	68.21	0.000	0.000	DI2_165_168_L_0							
41 D	13.95	3.5174E-20	128.0	69.76	128.0	69.76	V-C	6.5217E+04	-8.000	0.000		
1.000	1.000	69.76	0.000	0.000	DI2_165_168_L_0							
42 D	14.26	3.7457E-20	131.2	71.31	131.2	71.31	V-C	6.5217E+04	-8.200	0.000		
1.000	1.000	71.31	0.000	0.000	DI2_165_168_L_0							
43 D	14.57	3.9786E-20	134.4	72.87	134.4	72.87	V-C	6.5217E+04	-8.400	0.000		
1.000	1.000	72.87	0.000	0.000	DI2_165_168_L_0							
44 D	14.88	4.2154E-20	137.6	74.42	137.6	74.42	V-C	6.5217E+04	-8.600	0.000		
1.000	1.000	74.42	0.000	0.000	DI2_165_168_L_0							
45 D	15.19	4.4557E-20	140.8	75.97	140.8	75.97	V-C	6.5217E+04	-8.800	0.000		
1.000	1.000	75.97	0.000	0.000	DI2_165_168_L_0							
46 D	15.51	4.6986E-20	144.0	77.53	144.0	77.53	V-C	6.5217E+04	-9.000	0.000		
1.000	1.000	77.53	0.000	0.000	DI2_165_168_L_0							
47 D	15.82	4.9430E-20	147.2	79.08	147.2	79.08	V-C	6.5217E+04	-9.200	0.000		
1.000	1.000	79.08	0.000	0.000	DI2_165_168_L_0							
48 D	12.10	5.1879E-20	150.4	80.63	150.4	80.63	V-C	6.5217E+04	-9.400	0.000		
1.000	1.000	80.63	0.000	0.000	DI2_165_168_L_0							
49 D	4.071	5.3103E-20	152.0	81.41	152.0	81.41	V-C	6.5217E+04	-9.500	0.000		
1.000	1.000	81.41	0.000	0.000	DI2_165_168_L_0							

```
+-------------------------------------------------------------------------------------------------------------------------+
|                   PARATIEPLUS(TM)   NLS ENGINE RELEASE  2018.0    FULL VERSION  *Build date:Nov 13, 2017*              |
|                                                                                                                         |
|                                      NewProject.BaseDesignSection_28.A2M2R1_1213                                        |
|                                    Exe Time : 4 September 2018 18:02:10                                                 |
+-------------------------------------------------------------------------------------------------------------------------+
New Project


S T R E S S   R E S U L T S   F O R   G R O U P   N O.   3

WallElement_33                                                :
ELEMENT TYPE    2 NO.OF ELEMENTS. IN THIS GROUP   48
C U R R E N T   T I M E   I S     1.0000

 WALL2D ELEMENT

   EL      TA          TB          MA          MB
-----------------------------------------------------
    1 3.66841E-17-3.66841E-17-7.69928E-28 7.33681E-18
    2 1.05166E-16-1.05166E-16-7.33681E-18 2.83699E-17
    3 1.68759E-16-1.68759E-16-2.83699E-17 6.21216E-17
    4 2.27458E-16-2.27458E-16-6.21216E-17 1.07613E-16
    5 2.81255E-16-2.81255E-16-1.07613E-16 1.63864E-16
    6 3.30129E-16-3.30129E-16-1.63864E-16 2.29890E-16
    7 3.74055E-16-3.74055E-16-2.29890E-16 3.04701E-16
    8 4.12994E-16-4.12994E-16-3.04701E-16 3.87300E-16
    9 4.46897E-16-4.46897E-16-3.87300E-16 4.76679E-16
   10 1.36388E-15-1.36388E-15-4.76679E-16 7.49455E-16
   11 1.38751E-15-1.38751E-15-7.49455E-16 1.02696E-15
   12 1.40586E-15-1.40586E-15-1.02696E-15 1.30813E-15
   13 1.41884E-15-1.41884E-15-1.30813E-15 1.59190E-15
   14 1.42632E-15-1.42632E-15-1.59190E-15 1.87716E-15
   15 1.42815E-15-1.42815E-15-1.87716E-15 2.16279E-15
   16 1.42417E-15-1.42417E-15-2.16279E-15 2.44763E-15
   17 1.41422E-15-1.41422E-15-2.44763E-15 2.73047E-15
   18 1.39809E-15-1.39809E-15-2.73047E-15 3.01009E-15
   19 1.37557E-15-1.37557E-15-3.01009E-15 3.28520E-15
   20 1.34645E-15-1.34645E-15-3.28520E-15 3.55449E-15
   21 1.31048E-15-1.31048E-15-3.55449E-15 3.81659E-15
   22 1.26740E-15-1.26740E-15-3.81659E-15 4.07007E-15
   23 1.21695E-15-1.21695E-15-4.07007E-15 4.31346E-15
   24 1.15884E-15-1.15884E-15-4.31346E-15 4.54522E-15
   25 1.09278E-15-1.09278E-15-4.54522E-15 4.76378E-15
   26 9.23246E-16-9.23246E-16-4.76378E-15 4.94843E-15
   27 7.34163E-16-7.34163E-16-4.94843E-15 5.09526E-15
   28 5.24808E-16-5.24808E-16-5.09526E-15 5.20022E-15
   29 2.94447E-16-2.94447E-16-5.20022E-15 5.25911E-15
   30 4.23480E-17-4.23480E-17-5.25911E-15 5.26758E-15
   31-2.32215E-16 2.32215E-16-5.26758E-15 5.22114E-15
   32-5.29950E-16 5.29950E-16-5.22114E-15 5.11515E-15
   33-8.51544E-16 8.51544E-16-5.11515E-15 4.94484E-15
   34-1.19766E-15 1.19766E-15-4.94484E-15 4.70531E-15
   35-1.56891E-15 1.56891E-15-4.70531E-15 4.39153E-15
   36-1.96588E-15 1.96588E-15-4.39153E-15 3.99835E-15
   37-2.38911E-15 2.38911E-15-3.99835E-15 3.52053E-15
   38-2.83908E-15 2.83908E-15-3.52053E-15 2.95272E-15
   39 2.36484E-16-2.36484E-16-2.95272E-15 3.00001E-15
   40-2.68219E-16 2.68219E-16-3.00001E-15 2.94637E-15
   41-8.00798E-16 8.00798E-16-2.94637E-15 2.78621E-15
   42-1.36152E-15 1.36152E-15-2.78621E-15 2.51391E-15
   43-1.95060E-15 1.95060E-15-2.51391E-15 2.12379E-15
   44-2.56820E-15 2.56820E-15-2.12379E-15 1.61015E-15
   45-3.21442E-15 3.21442E-15-1.61015E-15 9.67264E-16
   46-3.88936E-15 3.88936E-15-9.67264E-16 1.89393E-16
   47-1.04032E-15 1.04032E-15-1.89393E-16-1.86713E-17
   48 1.86706E-16-1.86706E-16 1.86713E-17 6.05845E-27
```

```
+-----------------------------------------------------------------------------------------------------------------------+
|                   PARATIEPLUS(TM)   NLS ENGINE RELEASE  2018.0    FULL VERSION  *Build date:Nov 13, 2017*             |
|                                                                                                                       |
|                                     NewProject.BaseDesignSection_28.A2M2R1_1213                                       |
|                                  Exe Time : 4 September 2018 18:02:10                                                 |
+-----------------------------------------------------------------------------------------------------------------------+
New Project


S T R E S S    R E S U L T S    F O R    G R O U P    N O.    4

Tieback_175                                                  :
ELEMENT TYPE    6 NO.OF ELEMENTS. IN THIS GROUP    1
C U R R E N T    T I M E    I S      1.0000

 POST-TENSION 2D-BOUNDARY ELEMENT

         EL    FORCE          d0          EDISPL     pl. eps          K     -ve limit   +ve limit
-------------------------------------------------------------------------------------------------------

***** NO ONE ELEMENT ACTIVE AT CURRENT STEP *****

ITER     0 RNORM = 0.000     RMNORM= 0.000
           RINORM= 8510.     RIMNOR=0.9656E-27
           RENORM= 71.40     REMNOR=0.1394E-51 RATIO =0.9160E-01 TOLER =0.1000E-03  NOT CONVERGED
           RFMAX = 15.82     RMMAX =0.5268E-14
           RTSMAL=0.1000E-03 RMSMAL=0.1000E-19
           RDT   = 8510.     RDR   =0.1000E-19
           RATIOT=0.9160E-01 RATIOR= 0.000
           MAX UN= 3.648     IEQ=    11 NODE      6 DOF   1  Y-DISPL.F
           MIN UN=-.6058E-26 IEQ=    98 NODE     49 DOF   2   X-ROT. F
           NO. OF CONTACT CONSTRAINT VIOLATIONS     0


ITER     2 RNORM = 0.000     RMNORM= 0.000
           RINORM= 8510.     RIMNOR=0.9656E-27
           RENORM=0.5776     REMNOR=0.7067E-21 RATIO =0.8239E-02 TOLER =0.1000E-03  NOT CONVERGED
           RFMAX = 15.82     RMMAX =0.5268E-14
           RTSMAL=0.1000E-03 RMSMAL=0.1000E-19
           RDT   = 8510.     RDR   =0.1000E-19
           RATIOT=0.8239E-02 RATIOR= 0.000
           MAX UN=0.6885     IEQ=     1 NODE      1 DOF   1  Y-DISPL.F
           MIN UN=-.9772E-10 IEQ=    13 NODE      7 DOF   1  Y-DISPL.F
           NO. OF CONTACT CONSTRAINT VIOLATIONS     0


ITER     3 RNORM = 0.000     RMNORM= 0.000
           RINORM= 8510.     RIMNOR=0.9656E-27
           RENORM=0.3157E-19 REMNOR=0.1843E-21 RATIO =0.1926E-11 TOLER =0.1000E-03      CONVERGED !
           RFMAX = 15.82     RMMAX =0.5268E-14
           RTSMAL=0.1000E-03 RMSMAL=0.1000E-19
           RDT   = 8510.     RDR   =0.1000E-19
           RATIOT=0.1926E-11 RATIOR= 0.000
           MAX UN=0.6171E-10 IEQ=     1 NODE      1 DOF   1  Y-DISPL.F
           MIN UN=-.1137E-09 IEQ=     3 NODE      2 DOF   1  Y-DISPL.F
           NO. OF CONTACT CONSTRAINT VIOLATIONS     0
```

```
+-------------------------------------------------------------------------------------------------------------------------+
|                   PARATIEPLUS(TM)   NLS ENGINE RELEASE  2018.0    FULL VERSION  *Build date:Nov 13, 2017*              |
|                                                                                                                         |
|                                      NewProject.BaseDesignSection_28.A2M2R1_1213                                        |
|                                   Exe Time : 4 September 2018 18:02:10                                                  |
+-------------------------------------------------------------------------------------------------------------------------+
New Project
SOLUTION REACHED USING     3 ITERATIONS ON   40

P R I N T   O U T   F O R   T I M E   S T E P    2     ( AT TIME   2.000     )

PRINT OUT OF ACTIVE COMPONENTS (FIXED NODES ARE NOT PRINTED OUT)

          Y-DISPL.F        X-ROT. F
            (02)             (04)           (
    1   1.3685558E-04  -2.5758703E-05
    2   1.3170384E-04  -2.5758679E-05
    3   1.2655226E-04  -2.5756397E-05
    4   1.2140195E-04  -2.5744205E-05
    5   1.1625634E-04  -2.5705634E-05
    6   1.1112323E-04  -2.5614041E-05
    7   1.0601659E-04  -2.5434353E-05
    8   1.0095707E-04  -2.5140876E-05
    9   9.5967759E-05  -2.4734681E-05
   10   9.1069701E-05  -2.4230960E-05
   11   8.6280862E-05  -2.3644936E-05
   12   8.1616276E-05  -2.2990668E-05
   13   7.7088290E-05  -2.2280971E-05
   14   7.2706815E-05  -2.1527372E-05
   15   6.8479585E-05  -2.0740114E-05
   16   6.4412415E-05  -1.9928165E-05
   17   6.0509431E-05  -1.9099239E-05
   18   5.6773397E-05  -1.8259846E-05
   19   5.3205836E-05  -1.7415308E-05
   20   4.9807338E-05  -1.6569816E-05
   21   4.6577782E-05  -1.5726479E-05
   22   4.3516482E-05  -1.4887352E-05
   23   4.0622488E-05  -1.4053512E-05
   24   3.7894716E-05  -1.3225091E-05
   25   3.5332141E-05  -1.2401332E-05
   26   3.2933979E-05  -1.1580636E-05
   27   3.0699385E-05  -1.0767630E-05
   28   2.8625731E-05  -9.9727277E-06
   29   2.6708499E-05  -9.2047493E-06
   30   2.4941548E-05  -8.4710276E-06
   31   2.3317407E-05  -7.7775240E-06
   32   2.1827551E-05  -7.1289415E-06
   33   2.0462608E-05  -6.5288150E-06
   34   1.9212629E-05  -5.9796280E-06
   35   1.8067260E-05  -5.4828879E-06
   36   1.7015936E-05  -5.0392126E-06
   37   1.6048055E-05  -4.6484055E-06
   38   1.5153117E-05  -4.3095147E-06
   39   1.4320897E-05  -4.0209030E-06
   40   1.3541556E-05  -3.7802903E-06
   41   1.2805773E-05  -3.5847988E-06
   42   1.2104858E-05  -3.4309888E-06
   43   1.1430864E-05  -3.3148877E-06
   44   1.0776688E-05  -3.2320130E-06
   45   1.0136178E-05  -3.1773896E-06
   46   9.5042156E-06  -3.1455608E-06
   47   8.8768294E-06  -3.1305983E-06
   48   8.2512783E-06  -3.1261051E-06
   49   7.9386706E-06  -3.1258760E-06
```

```
+-------------------------------------------------------------------------------------------------------------------------------+
|                   PARATIEPLUS(TM)   NLS ENGINE RELEASE  2018.0    FULL VERSION  *Build date:Nov 13, 2017*                    |
|                                                                                                                               |
|                                     NewProject.BaseDesignSection_28.A2M2R1_1213                                               |
|                                  Exe Time : 4 September 2018 18:02:10                                                         |
+-------------------------------------------------------------------------------------------------------------------------------+
New Project


S T R E S S   R E S U L T S   F O R   G R O U P   N O.   1

0_L                                                          :
ELEMENT TYPE    5 NO.OF ELEMENTS. IN THIS GROUP   49
C U R R E N T   T I M E   I S      2.0000

 HARDENING 2D SOIL ELEMENT

 ****** TOTAL STRESS FORMULATION *****

  EL *   FORCE     DISPL-Y  VERTICAL-P  HORIZON.-P     MAX-V-P     MAX-H-P           STATE   STIFFNESS Z-LEVEL      PORE
E FACTOR    UFACTOR       Peq           Su_a         Su_p     LAYER
 ------------------------------------------------------------------------------------------------------------------------------
-------------------------------------------------------------------------------------------
   1 D  2.9476E-03 -1.3686E-04  7.2068E-02  2.9476E-02  7.2068E-02   2.426          ACTIVE   0.000       0.000       0.000
1.000       1.000      2.9476E-02   0.000       0.000     DI1_164_167_L_0
   2 D  0.2724     -1.3170E-04   3.330       1.362       3.330       6.674          ACTIVE   0.000     -0.2000       0.000
1.000       1.000       1.362       0.000       0.000     DI1_164_167_L_0
   3 D  0.6705     -1.2655E-04   6.798       3.353       6.798       10.48           UL-RL  5.6281E+04 -0.4000       0.000
1.000       1.000       3.353       0.000       0.000     DI1_164_167_L_0
   4 D   1.359     -1.2140E-04   10.54       6.794       10.54       13.63           UL-RL  5.6281E+04 -0.6000       0.000
1.000       1.000       6.794       0.000       0.000     DI1_164_167_L_0
   5 D   1.925     -1.1626E-04   14.47       9.623       14.47       16.17           UL-RL  5.6281E+04 -0.8000       0.000
1.000       1.000       9.623       0.000       0.000     DI1_164_167_L_0
   6 D   2.397     -1.1112E-04   18.48       11.99       18.48       18.24           UL-RL  5.6281E+04  -1.000       0.000
1.000       1.000       11.99       0.000       0.000     DI1_164_167_L_0
   7 D   2.807     -1.0602E-04   22.49       14.04       22.49       20.00           UL-RL  5.6281E+04  -1.200       0.000
1.000       1.000       14.04       0.000       0.000     DI1_164_167_L_0
   8 D   3.176     -1.0096E-04   26.80       15.88       26.80       21.56           UL-RL  5.6281E+04  -1.400       0.000
1.000       1.000       15.88       0.000       0.000     DI1_164_167_L_0
   9 D   3.521     -9.5968E-05   31.47       17.61       31.47       23.01           UL-RL  5.6281E+04  -1.600       0.000
1.000       1.000       17.61       0.000       0.000     DI1_164_167_L_0
  10 D   3.851     -9.1070E-05   35.63       19.26       35.63       24.38           UL-RL  5.6281E+04  -1.800       0.000
1.000       1.000       19.26       0.000       0.000     DI1_164_167_L_0
  11 D   4.173     -8.6281E-05   39.87       20.86       39.87       25.72           UL-RL  5.6281E+04  -2.000       0.000
1.000       1.000       20.86       0.000       0.000     DI1_164_167_L_0
  12 D   4.490     -8.1616E-05   43.96       22.45       43.96       27.05           UL-RL  5.6281E+04  -2.200       0.000
1.000       1.000       22.45       0.000       0.000     DI1_164_167_L_0
  13 D   4.806     -7.7088E-05   47.74       24.03       47.74       28.37           UL-RL  5.6281E+04  -2.400       0.000
1.000       1.000       24.03       0.000       0.000     DI1_164_167_L_0
  14 D   5.122     -7.2707E-05   51.62       25.61       51.62       29.70           UL-RL  5.6281E+04  -2.600       0.000
1.000       1.000       25.61       0.000       0.000     DI1_164_167_L_0
  15 D   5.438     -6.8480E-05   55.43       27.19       55.43       31.04           UL-RL  5.6281E+04  -2.800       0.000
1.000       1.000       27.19       0.000       0.000     DI1_164_167_L_0
  16 D   5.755     -6.4412E-05   59.17       28.77       59.17       32.40           UL-RL  5.6281E+04  -3.000       0.000
1.000       1.000       28.77       0.000       0.000     DI1_164_167_L_0
  17 D   6.073     -6.0509E-05   62.72       30.37       62.72       33.77           UL-RL  5.6281E+04  -3.200       0.000
1.000       1.000       30.37       0.000       0.000     DI1_164_167_L_0
  18 D   6.393     -5.6773E-05   66.38       31.97       66.38       35.16           UL-RL  5.6281E+04  -3.400       0.000
1.000       1.000       31.97       0.000       0.000     DI1_164_167_L_0
  19 D   6.714     -5.3206E-05   69.99       33.57       69.99       36.57           UL-RL  5.6281E+04  -3.600       0.000
1.000       1.000       33.57       0.000       0.000     DI1_164_167_L_0
  20 D   7.037     -4.9807E-05   73.57       35.18       73.57       37.99           UL-RL  5.6281E+04  -3.800       0.000
1.000       1.000       35.18       0.000       0.000     DI1_164_167_L_0
  21 D   7.360     -4.6578E-05   77.01       36.80       77.01       39.42           UL-RL  5.6281E+04  -4.000       0.000
1.000       1.000       36.80       0.000       0.000     DI1_164_167_L_0
  22 D   7.684     -4.3516E-05   80.55       38.42       80.55       40.87           UL-RL  5.6281E+04  -4.200       0.000
1.000       1.000       38.42       0.000       0.000     DI1_164_167_L_0
  23 D   8.009     -4.0622E-05   84.06       40.05       84.06       42.33           UL-RL  5.6281E+04  -4.400       0.000
1.000       1.000       40.05       0.000       0.000     DI1_164_167_L_0
  24 D   8.334     -3.7895E-05   87.15       41.67       87.15       43.80           UL-RL  5.6281E+04  -4.600       0.000
1.000       1.000       41.67       0.000       0.000     DI1_164_167_L_0
```

```
  25 D   8.660     -3.5332E-05   90.07       43.30       90.07       45.29          UL-RL  5.6281E+04  -4.800       0.000
1.000       1.000       43.30       0.000       0.000     DI1_164_167_L_0
  26 D   8.471     -3.2934E-05   93.00       42.35       93.00       46.78          UL-RL  1.3434E+05  -5.000       0.000
1.000       1.000       42.35       0.000       0.000     DI2_165_168_L_0
  27 D   8.831     -3.0699E-05   95.95       44.15       95.95       48.28          UL-RL  1.3434E+05  -5.200       0.000
1.000       1.000       44.15       0.000       0.000     DI2_165_168_L_0
  28 D   9.188     -2.8626E-05   98.92       45.94       98.92       49.79          UL-RL  1.3434E+05  -5.400       0.000
1.000       1.000       45.94       0.000       0.000     DI2_165_168_L_0
  29 D   9.542     -2.6708E-05   101.9       47.71       101.9       51.30          UL-RL  1.3434E+05  -5.600       0.000
1.000       1.000       47.71       0.000       0.000     DI2_165_168_L_0
  30 D   9.894     -2.4942E-05   104.9       49.47       104.9       52.82          UL-RL  1.3434E+05  -5.800       0.000
1.000       1.000       49.47       0.000       0.000     DI2_165_168_L_0
  31 D   10.24     -2.3317E-05   107.9       51.21       107.9       54.34          UL-RL  1.3434E+05  -6.000       0.000
1.000       1.000       51.21       0.000       0.000     DI2_165_168_L_0
  32 D   10.59     -2.1828E-05   110.9       52.94       110.9       55.87          UL-RL  1.3434E+05  -6.200       0.000
1.000       1.000       52.94       0.000       0.000     DI2_165_168_L_0
  33 D   10.93     -2.0463E-05   114.0       54.66       114.0       57.41          UL-RL  1.3434E+05  -6.400       0.000
1.000       1.000       54.66       0.000       0.000     DI2_165_168_L_0
  34 D   11.27     -1.9213E-05   117.0       56.36       117.0       58.94          UL-RL  1.3434E+05  -6.600       0.000
1.000       1.000       56.36       0.000       0.000     DI2_165_168_L_0
  35 D   11.61     -1.8067E-05   120.1       58.05       120.1       60.48          UL-RL  1.3434E+05  -6.800       0.000
1.000       1.000       58.05       0.000       0.000     DI2_165_168_L_0
  36 D   11.95     -1.7016E-05   123.1       59.74       123.1       62.02          UL-RL  1.3434E+05  -7.000       0.000
1.000       1.000       59.74       0.000       0.000     DI2_165_168_L_0
  37 D   12.28     -1.6048E-05   126.2       61.41       126.2       63.57          UL-RL  1.3434E+05  -7.200       0.000
1.000       1.000       61.41       0.000       0.000     DI2_165_168_L_0
  38 D   12.62     -1.5153E-05   129.3       63.08       129.3       65.11          UL-RL  1.3434E+05  -7.400       0.000
1.000       1.000       63.08       0.000       0.000     DI2_165_168_L_0
  39 D   12.95     -1.4321E-05   132.4       64.74       132.4       66.66          UL-RL  1.3434E+05  -7.600       0.000
1.000       1.000       64.74       0.000       0.000     DI2_165_168_L_0
  40 D   13.28     -1.3542E-05   135.5       66.39       135.5       68.21          UL-RL  1.3434E+05  -7.800       0.000
1.000       1.000       66.39       0.000       0.000     DI2_165_168_L_0
  41 D   13.61     -1.2806E-05   138.6       68.04       138.6       69.76          UL-RL  1.3434E+05  -8.000       0.000
1.000       1.000       68.04       0.000       0.000     DI2_165_168_L_0
  42 D   13.94     -1.2105E-05   141.7       69.69       141.7       71.31          UL-RL  1.3434E+05  -8.200       0.000
1.000       1.000       69.69       0.000       0.000     DI2_165_168_L_0
  43 D   14.27     -1.1431E-05   144.8       71.33       144.8       72.87          UL-RL  1.3434E+05  -8.400       0.000
1.000       1.000       71.33       0.000       0.000     DI2_165_168_L_0
  44 D   14.59     -1.0777E-05   147.9       72.97       147.9       74.42          UL-RL  1.3434E+05  -8.600       0.000
1.000       1.000       72.97       0.000       0.000     DI2_165_168_L_0
  45 D   14.92     -1.0136E-05   151.0       74.61       151.0       75.97          UL-RL  1.3434E+05  -8.800       0.000
1.000       1.000       74.61       0.000       0.000     DI2_165_168_L_0
  46 D   15.25     -9.5042E-06   154.1       76.25       154.1       77.53          UL-RL  1.3434E+05  -9.000       0.000
1.000       1.000       76.25       0.000       0.000     DI2_165_168_L_0
  47 D   15.58     -8.8768E-06   157.3       77.89       157.3       79.08          UL-RL  1.3434E+05  -9.200       0.000
1.000       1.000       77.89       0.000       0.000     DI2_165_168_L_0
  48 D   11.93     -8.2513E-06   160.4       79.53       160.4       80.63          UL-RL  1.3434E+05  -9.400       0.000
1.000       1.000       79.53       0.000       0.000     DI2_165_168_L_0
  49 D   4.017     -7.9387E-06   162.0       80.35       162.0       81.41          UL-RL  1.3434E+05  -9.500       0.000
1.000       1.000       80.35       0.000       0.000     DI2_165_168_L_0
```

```
+-------------------------------------------------------------------------------------------------------------------------------+
|                   PARATIEPLUS(TM)   NLS ENGINE RELEASE  2018.0    FULL VERSION  *Build date:Nov 13, 2017*                    |
|                                                                                                                               |
|                                    NewProject.BaseDesignSection_28.A2M2R1_1213                                                |
|                                  Exe Time : 4 September 2018 18:02:10                                                         |
+-------------------------------------------------------------------------------------------------------------------------------+
New Project


S T R E S S   R E S U L T S   F O R   G R O U P   N O.   2

0_R                                                          :
ELEMENT TYPE    5 NO.OF ELEMENTS. IN THIS GROUP   49
C U R R E N T   T I M E   I S      2.0000

 HARDENING 2D SOIL ELEMENT

 ****** TOTAL STRESS FORMULATION *****

  EL *   FORCE     DISPL-Y  VERTICAL-P  HORIZON.-P     MAX-V-P     MAX-H-P           STATE   STIFFNESS Z-LEVEL      PORE
E FACTOR    UFACTOR        Peq           Su_a         Su_p     LAYER
 ------------------------------------------------------------------------------------------------------------------------------
-------------------------------------------------------------------------------------------
   1     0.000         --          --          --          --          --          REMOVED     --        0.000       0.000
1.000       1.000       0.000       0.000       0.000     not available
   2     0.000         --          --          --          --          --          REMOVED     --      -0.2000       0.000
1.000       1.000       0.000       0.000       0.000     not available
   3     0.000         --          --          --          --          --          REMOVED     --      -0.4000       0.000
1.000       1.000       0.000       0.000       0.000     not available
   4     0.000         --          --          --          --          --          REMOVED     --      -0.6000       0.000
1.000       1.000       0.000       0.000       0.000     not available
   5     0.000         --          --          --          --          --          REMOVED     --      -0.8000       0.000
1.000       1.000       0.000       0.000       0.000     not available
   6 D   0.000     1.1112E-04   0.000       0.000       16.00       18.24         PASSIVE   0.000      -1.000       0.000
1.000       1.000       0.000       0.000       0.000     DI1_164_167_L_0
   7 D   2.038     1.0602E-04   3.200       10.19       19.20       20.00         PASSIVE   0.000      -1.200       0.000
1.000       1.000       10.19       0.000       0.000     DI1_164_167_L_0
   8 D   4.077     1.0096E-04   6.400       20.38       22.40       21.56         PASSIVE   0.000      -1.400       0.000
1.000       1.000       20.38       0.000       0.000     DI1_164_167_L_0
   9 D   4.493     9.5968E-05   9.600       22.46       25.60       23.01           UL-RL  4.6055E+04  -1.600       0.000
1.000       1.000       22.46       0.000       0.000     DI1_164_167_L_0
  10 D   4.755     9.1070E-05   12.80       23.78       28.80       24.38           UL-RL  4.6055E+04  -1.800       0.000
1.000       1.000       23.78       0.000       0.000     DI1_164_167_L_0
  11 D   5.002     8.6281E-05   16.00       25.01       32.00       25.72           UL-RL  4.6055E+04  -2.000       0.000
1.000       1.000       25.01       0.000       0.000     DI1_164_167_L_0
  12 D   5.241     8.1616E-05   19.20       26.20       35.20       27.05           UL-RL  4.6055E+04  -2.200       0.000
1.000       1.000       26.20       0.000       0.000     DI1_164_167_L_0
  13 D   5.477     7.7088E-05   22.40       27.38       38.40       28.37           UL-RL  4.6055E+04  -2.400       0.000
1.000       1.000       27.38       0.000       0.000     DI1_164_167_L_0
  14 D   5.713     7.2707E-05   25.60       28.57       41.60       29.70           UL-RL  4.6055E+04  -2.600       0.000
1.000       1.000       28.57       0.000       0.000     DI1_164_167_L_0
  15 D   5.951     6.8480E-05   28.80       29.76       44.80       31.04           UL-RL  4.6055E+04  -2.800       0.000
1.000       1.000       29.76       0.000       0.000     DI1_164_167_L_0
  16 D   6.192     6.4412E-05   32.00       30.96       48.00       32.40           UL-RL  4.6055E+04  -3.000       0.000
1.000       1.000       30.96       0.000       0.000     DI1_164_167_L_0
  17 D   6.437     6.0509E-05   35.20       32.19       51.20       33.77           UL-RL  4.6055E+04  -3.200       0.000
1.000       1.000       32.19       0.000       0.000     DI1_164_167_L_0
  18 D   6.686     5.6773E-05   38.40       33.43       54.40       35.16           UL-RL  4.6055E+04  -3.400       0.000
1.000       1.000       33.43       0.000       0.000     DI1_164_167_L_0
  19 D   6.938     5.3206E-05   41.60       34.69       57.60       36.57           UL-RL  4.6055E+04  -3.600       0.000
1.000       1.000       34.69       0.000       0.000     DI1_164_167_L_0
  20 D   7.195     4.9807E-05   44.80       35.98       60.80       37.99           UL-RL  4.6055E+04  -3.800       0.000
1.000       1.000       35.98       0.000       0.000     DI1_164_167_L_0
  21 D   7.456     4.6578E-05   48.00       37.28       64.00       39.42           UL-RL  4.6055E+04  -4.000       0.000
1.000       1.000       37.28       0.000       0.000     DI1_164_167_L_0
  22 D   7.721     4.3516E-05   51.20       38.60       67.20       40.87           UL-RL  4.6055E+04  -4.200       0.000
1.000       1.000       38.60       0.000       0.000     DI1_164_167_L_0
  23 D   7.989     4.0622E-05   54.40       39.94       70.40       42.33           UL-RL  4.6055E+04  -4.400       0.000
1.000       1.000       39.94       0.000       0.000     DI1_164_167_L_0
  24 D   8.261     3.7895E-05   57.60       41.30       73.60       43.80           UL-RL  4.6055E+04  -4.600       0.000
1.000       1.000       41.30       0.000       0.000     DI1_164_167_L_0
```

25 D	8.536	3.5332E-05	60.80	42.68	76.80	45.29	UL-RL	4.6055E+04	-4.800	0.000		
1.000	1.000	42.68	0.000	0.000	DI1_164_167_L_0							
26 D	9.164	3.2934E-05	64.00	45.82	80.00	46.78	UL-RL	9.9130E+04	-5.000	0.000		
1.000	1.000	45.82	0.000	0.000	DI2_165_168_L_0							
27 D	9.422	3.0699E-05	67.20	47.11	83.20	48.28	UL-RL	9.9130E+04	-5.200	0.000		
1.000	1.000	47.11	0.000	0.000	DI2_165_168_L_0							
28 D	9.684	2.8626E-05	70.40	48.42	86.40	49.79	UL-RL	9.9130E+04	-5.400	0.000		
1.000	1.000	48.42	0.000	0.000	DI2_165_168_L_0							
29 D	9.950	2.6708E-05	73.60	49.75	89.60	51.30	UL-RL	9.9130E+04	-5.600	0.000		
1.000	1.000	49.75	0.000	0.000	DI2_165_168_L_0							
30 D	10.22	2.4942E-05	76.80	51.10	92.80	52.82	UL-RL	9.9130E+04	-5.800	0.000		
1.000	1.000	51.10	0.000	0.000	DI2_165_168_L_0							
31 D	10.49	2.3317E-05	80.00	52.47	96.00	54.34	UL-RL	9.9130E+04	-6.000	0.000		
1.000	1.000	52.47	0.000	0.000	DI2_165_168_L_0							
32 D	10.77	2.1828E-05	83.20	53.86	99.20	55.87	UL-RL	9.9130E+04	-6.200	0.000		
1.000	1.000	53.86	0.000	0.000	DI2_165_168_L_0							
33 D	11.05	2.0463E-05	86.40	55.26	102.4	57.41	UL-RL	9.9130E+04	-6.400	0.000		
1.000	1.000	55.26	0.000	0.000	DI2_165_168_L_0							
34 D	11.34	1.9213E-05	89.60	56.68	105.6	58.94	UL-RL	9.9130E+04	-6.600	0.000		
1.000	1.000	56.68	0.000	0.000	DI2_165_168_L_0							
35 D	11.62	1.8067E-05	92.80	58.11	108.8	60.48	UL-RL	9.9130E+04	-6.800	0.000		
1.000	1.000	58.11	0.000	0.000	DI2_165_168_L_0							
36 D	11.91	1.7016E-05	96.00	59.56	112.0	62.02	UL-RL	9.9130E+04	-7.000	0.000		
1.000	1.000	59.56	0.000	0.000	DI2_165_168_L_0							
37 D	12.20	1.6048E-05	99.20	61.01	115.2	63.57	UL-RL	9.9130E+04	-7.200	0.000		
1.000	1.000	61.01	0.000	0.000	DI2_165_168_L_0							
38 D	12.49	1.5153E-05	102.4	62.47	118.4	65.11	UL-RL	9.9130E+04	-7.400	0.000		
1.000	1.000	62.47	0.000	0.000	DI2_165_168_L_0							
39 D	12.79	1.4321E-05	105.6	63.94	121.6	66.66	UL-RL	9.9130E+04	-7.600	0.000		
1.000	1.000	63.94	0.000	0.000	DI2_165_168_L_0							
40 D	13.08	1.3542E-05	108.8	65.42	124.8	68.21	UL-RL	9.9130E+04	-7.800	0.000		
1.000	1.000	65.42	0.000	0.000	DI2_165_168_L_0							
41 D	13.38	1.2806E-05	112.0	66.90	128.0	69.76	UL-RL	9.9130E+04	-8.000	0.000		
1.000	1.000	66.90	0.000	0.000	DI2_165_168_L_0							
42 D	13.68	1.2105E-05	115.2	68.38	131.2	71.31	UL-RL	9.9130E+04	-8.200	0.000		
1.000	1.000	68.38	0.000	0.000	DI2_165_168_L_0							
43 D	13.97	1.1431E-05	118.4	69.87	134.4	72.87	UL-RL	9.9130E+04	-8.400	0.000		
1.000	1.000	69.87	0.000	0.000	DI2_165_168_L_0							
44 D	14.27	1.0777E-05	121.6	71.36	137.6	74.42	UL-RL	9.9130E+04	-8.600	0.000		
1.000	1.000	71.36	0.000	0.000	DI2_165_168_L_0							
45 D	14.57	1.0136E-05	124.8	72.86	140.8	75.97	UL-RL	9.9130E+04	-8.800	0.000		
1.000	1.000	72.86	0.000	0.000	DI2_165_168_L_0							
46 D	14.87	9.5042E-06	128.0	74.35	144.0	77.53	UL-RL	9.9130E+04	-9.000	0.000		
1.000	1.000	74.35	0.000	0.000	DI2_165_168_L_0							
47 D	15.17	8.8768E-06	131.2	75.84	147.2	79.08	UL-RL	9.9130E+04	-9.200	0.000		
1.000	1.000	75.84	0.000	0.000	DI2_165_168_L_0							
48 D	11.60	8.2513E-06	134.4	77.34	150.4	80.63	UL-RL	9.9130E+04	-9.400	0.000		
1.000	1.000	77.34	0.000	0.000	DI2_165_168_L_0							
49 D	3.904	7.9387E-06	136.0	78.09	152.0	81.41	UL-RL	9.9130E+04	-9.500	0.000		
1.000	1.000	78.09	0.000	0.000	DI2_165_168_L_0							

```
+-----------------------------------------------------------------------------------------------------------------------+
|                  PARATIEPLUS(TM)   NLS ENGINE RELEASE  2018.0    FULL VERSION  *Build date:Nov 13, 2017*              |
|                                                                                                                       |
|                                    NewProject.BaseDesignSection_28.A2M2R1_1213                                        |
|                                 Exe Time : 4 September 2018 18:02:10                                                  |
+-----------------------------------------------------------------------------------------------------------------------+
New Project


S T R E S S   R E S U L T S   F O R   G R O U P   N O.   3

WallElement_33                                                  :
ELEMENT TYPE    2 NO.OF ELEMENTS. IN THIS GROUP   48
C U R R E N T   T I M E   I S     2.0000

 WALL2D ELEMENT

   EL      TA          TB          MA          MB
-----------------------------------------------------
    1 2.94757E-03-2.94757E-03-6.82121E-12 5.89514E-04
    2 0.27534    -0.27534    -5.89514E-04 5.56570E-02
    3 0.94586    -0.94586    -5.56570E-02 0.24483
    4  2.3046     -2.3046    -0.24483     0.70575
    5  4.2292     -4.2292    -0.70575      1.5516
    6  6.6265     -6.6265     -1.5516      2.8769
    7  7.3952     -7.3952     -2.8769      4.3559
    8  6.4948     -6.4948     -4.3559      5.6549
    9  5.5229     -5.5229     -5.6549      6.7595
   10  4.6190     -4.6190     -6.7595      7.6833
   11  3.7903     -3.7903     -7.6833      8.4413
   12  3.0402     -3.0402     -8.4413      9.0494
   13  2.3696     -2.3696     -9.0494      9.5233
   14  1.7781     -1.7781     -9.5233      9.8789
   15  1.2645     -1.2645     -9.8789      10.132
   16 0.82701    -0.82701     -10.132      10.297
   17 0.46327    -0.46327     -10.297      10.390
   18 0.17077    -0.17077     -10.390      10.424
   19-5.32589E-02 5.32589E-02 -10.424      10.413
   20-0.21171     0.21171     -10.413      10.371
   21-0.30759     0.30759     -10.371      10.310
   22-0.34394     0.34394     -10.310      10.241
   23-0.32387     0.32387     -10.241      10.176
   24-0.25051     0.25051     -10.176      10.126
   25-0.12698     0.12698     -10.126      10.100
   26-0.82022     0.82022     -10.100      9.9364
   27 -1.4110      1.4110     -9.9364      9.6542
   28 -1.9068      1.9068     -9.6542      9.2728
   29 -2.3146      2.3146     -9.2728      8.8099
   30 -2.6414      2.6414     -8.8099      8.2817
   31 -2.8937      2.8937     -8.2817      7.7029
   32 -3.0778      3.0778     -7.7029      7.0874
   33 -3.1993      3.1993     -7.0874      6.4475
   34 -3.2636      3.2636     -6.4475      5.7948
   35 -3.2754      3.2754     -5.7948      5.1397
   36 -3.2391      3.2391     -5.1397      4.4919
   37 -3.1586      3.1586     -4.4919      3.8602
   38 -3.0371      3.0371     -3.8602      3.2527
   39 -2.8776      2.8776     -3.2527      2.6772
   40 -2.6825      2.6825     -2.6772      2.1407
   41 -2.4538      2.4538     -2.1407      1.6500
   42 -2.1930      2.1930     -1.6500      1.2114
   43 -1.9014      1.9014     -1.2114     0.83110
   44 -1.5799      1.5799    -0.83110     0.51512
   45 -1.2291      1.2291    -0.51512     0.26931
   46-0.84930     0.84930    -0.26931     9.94474E-02
   47-0.44079     0.44079    -9.94474E-02 1.12892E-02
   48-0.11289     0.11289    -1.12892E-02 1.02940E-12
```

```
+-------------------------------------------------------------------------------------------------------------------------+
|                   PARATIEPLUS(TM)   NLS ENGINE RELEASE  2018.0    FULL VERSION  *Build date:Nov 13, 2017*              |
|                                                                                                                         |
|                                     NewProject.BaseDesignSection_28.A2M2R1_1213                                         |
|                                  Exe Time : 4 September 2018 18:02:10                                                   |
+-------------------------------------------------------------------------------------------------------------------------+
New Project


S T R E S S   R E S U L T S   F O R   G R O U P   N O.   4

Tieback_175                                                 :
ELEMENT TYPE    6 NO.OF ELEMENTS. IN THIS GROUP    1
C U R R E N T   T I M E   I S      2.0000

 POST-TENSION 2D-BOUNDARY ELEMENT

         EL    FORCE          d0          EDISPL     pl. eps          K     -ve limit   +ve limit
-----------------------------------------------------------------------------------------------------

***** NO ONE ELEMENT ACTIVE AT CURRENT STEP *****

ITER     0 RNORM = 0.000     RMNORM= 0.000
           RINORM=0.2353E+05 RIMNOR= 4734.
           RENORM=0.1439E+05 REMNOR=0.1843E-21 RATIO =0.7820     TOLER =0.1000E-03  NOT CONVERGED
           RFMAX = 119.9     RMMAX = 10.42
           RTSMAL=0.1000E-02 RMSMAL=0.1000E-03
           RDT   =0.2353E+05 RDR   = 4734.
           RATIOT=0.7820     RATIOR= 0.000
           MAX UN=0.4833E-10 IEQ=     5 NODE      3 DOF   1  Y-DISPL.F
           MIN UN=-119.9     IEQ=     1 NODE      1 DOF   1  Y-DISPL.F
           NO. OF CONTACT CONSTRAINT VIOLATIONS     0


ITER     2 RNORM = 0.000     RMNORM= 0.000
           RINORM=0.2353E+05 RIMNOR= 4734.
           RENORM= 200.6     REMNOR=0.2129E-19 RATIO =0.9234E-01 TOLER =0.1000E-03  NOT CONVERGED
           RFMAX = 119.9     RMMAX = 10.42
           RTSMAL=0.1000E-02 RMSMAL=0.1000E-03
           RDT   =0.2353E+05 RDR   = 4734.
           RATIOT=0.9234E-01 RATIOR= 0.000
           MAX UN=0.1178     IEQ=    75 NODE     38 DOF   1  Y-DISPL.F
           MIN UN=-7.699     IEQ=     3 NODE      2 DOF   1  Y-DISPL.F
           NO. OF CONTACT CONSTRAINT VIOLATIONS     0


ITER     3 RNORM = 0.000     RMNORM= 0.000
           RINORM=0.2353E+05 RIMNOR= 4734.
           RENORM= 15.20     REMNOR=0.1165E-19 RATIO =0.2541E-01 TOLER =0.1000E-03  NOT CONVERGED
           RFMAX = 119.9     RMMAX = 10.42
           RTSMAL=0.1000E-02 RMSMAL=0.1000E-03
           RDT   =0.2353E+05 RDR   = 4734.
           RATIOT=0.2541E-01 RATIOR= 0.000
           MAX UN=0.7890E-01 IEQ=    61 NODE     31 DOF   1  Y-DISPL.F
           MIN UN=-2.283     IEQ=    23 NODE     12 DOF   1  Y-DISPL.F
           NO. OF CONTACT CONSTRAINT VIOLATIONS     0


ITER     4 RNORM = 0.000     RMNORM= 0.000
           RINORM=0.2353E+05 RIMNOR= 4734.
           RENORM=0.4108E-01 REMNOR=0.1806E-19 RATIO =0.1321E-02 TOLER =0.1000E-03  NOT CONVERGED
           RFMAX = 119.9     RMMAX = 10.42
           RTSMAL=0.1000E-02 RMSMAL=0.1000E-03
           RDT   =0.2353E+05 RDR   = 4734.
           RATIOT=0.1321E-02 RATIOR= 0.000
           MAX UN=0.2824E-01 IEQ=    65 NODE     33 DOF   1  Y-DISPL.F
           MIN UN=-.1994     IEQ=    33 NODE     17 DOF   1  Y-DISPL.F
           NO. OF CONTACT CONSTRAINT VIOLATIONS     0


ITER     5 RNORM = 0.000     RMNORM= 0.000
```

```
RINORM=0.2353E+05 RIMNOR= 4734.
RENORM=0.2961E-17 REMNOR=0.1225E-19 RATIO =0.1122E-10 TOLER =0.1000E-03      CONVERGED !
RFMAX = 119.9     RMMAX = 10.42
RTSMAL=0.1000E-02 RMSMAL=0.1000E-03
RDT   =0.2353E+05 RDR   = 4734.
RATIOT=0.1122E-10 RATIOR= 0.000
MAX UN=0.6969E-09 IEQ=     3 NODE      2 DOF   1  Y-DISPL.F
MIN UN=-.1165E-08 IEQ=     5 NODE      3 DOF   1  Y-DISPL.F
NO. OF CONTACT CONSTRAINT VIOLATIONS     0
```

```
+-------------------------------------------------------------------------------------------------------------------------+
|                   PARATIEPLUS(TM)   NLS ENGINE RELEASE  2018.0    FULL VERSION  *Build date:Nov 13, 2017*              |
|                                                                                                                         |
|                                      NewProject.BaseDesignSection_28.A2M2R1_1213                                        |
|                                   Exe Time : 4 September 2018 18:02:10                                                  |
+-------------------------------------------------------------------------------------------------------------------------+
New Project
SOLUTION REACHED USING     5 ITERATIONS ON   40

P R I N T   O U T   F O R   T I M E   S T E P    3     ( AT TIME   3.000     )

PRINT OUT OF ACTIVE COMPONENTS (FIXED NODES ARE NOT PRINTED OUT)

          Y-DISPL.F        X-ROT. F
            (02)             (04)           (
    1  -1.4206036E-03   4.0045468E-04
    2  -1.3405776E-03   3.9948155E-04
    3  -1.2609393E-03   3.9658367E-04
    4  -1.1820680E-03   3.9182653E-04
    5  -1.1043252E-03   3.8532217E-04
    6  -1.0280452E-03   3.7722799E-04
    7  -9.5352815E-04   3.6772157E-04
    8  -8.8103915E-04   3.5697598E-04
    9  -8.1080931E-04   3.4515705E-04
   10  -7.4303734E-04   3.3242309E-04
   11  -6.7789103E-04   3.1892486E-04
   12  -6.1550879E-04   3.0480566E-04
   13  -5.5600109E-04   2.9020163E-04
   14  -4.9945185E-04   2.7524197E-04
   15  -4.4591983E-04   2.6004932E-04
   16  -3.9543989E-04   2.4474013E-04
   17  -3.4802394E-04   2.2942497E-04
   18  -3.0366303E-04   2.1420922E-04
   19  -2.6232707E-04   1.9919123E-04
   20  -2.2396745E-04   1.8445967E-04
   21  -1.8851907E-04   1.7009274E-04
   22  -1.5590168E-04   1.5615863E-04
   23  -1.2602280E-04   1.4271670E-04
   24  -9.8778783E-05   1.2981797E-04
   25  -7.4056508E-05   1.1750587E-04
   26  -5.1734889E-05   1.0581696E-04
   27  -3.1685684E-05   9.4790137E-05
   28  -1.3772238E-05   8.4463786E-05
   29   2.1483433E-06   7.4865132E-05
   30   1.6223455E-05   6.6011087E-05
   31   2.8602862E-05   5.7908301E-05
   32   3.9436596E-05   5.0553624E-05
   33   4.8873354E-05   4.3935412E-05
   34   5.7058605E-05   3.8034863E-05
   35   6.4133483E-05   3.2827075E-05
   36   7.0233625E-05   2.8282134E-05
   37   7.5488219E-05   2.4365803E-05
   38   8.0019293E-05   2.1040071E-05
   39   8.3940879E-05   1.8263827E-05
   40   8.7358534E-05   1.5993242E-05
   41   9.0368808E-05   1.4182136E-05
   42   9.3058805E-05   1.2782277E-05
   43   9.5505798E-05   1.1743608E-05
   44   9.7776881E-05   1.1014429E-05
   45   9.9928644E-05   1.0541531E-05
   46   1.0200693E-04   1.0270286E-05
   47   1.0404647E-04   1.0144717E-05
   48   1.0607070E-04   1.0107527E-05
   49   1.0708137E-04   1.0105656E-05
```

```
+-------------------------------------------------------------------------------------------------------------------------------+
|                   PARATIEPLUS(TM)   NLS ENGINE RELEASE  2018.0    FULL VERSION  *Build date:Nov 13, 2017*                    |
|                                                                                                                               |
|                                     NewProject.BaseDesignSection_28.A2M2R1_1213                                               |
|                                  Exe Time : 4 September 2018 18:02:10                                                         |
+-------------------------------------------------------------------------------------------------------------------------------+
New Project


S T R E S S   R E S U L T S   F O R   G R O U P   N O.   1

0_L                                                          :
ELEMENT TYPE    5 NO.OF ELEMENTS. IN THIS GROUP   49
C U R R E N T   T I M E   I S      3.0000

 HARDENING 2D SOIL ELEMENT

 ****** TOTAL STRESS FORMULATION *****

  EL *   FORCE     DISPL-Y  VERTICAL-P  HORIZON.-P     MAX-V-P     MAX-H-P           STATE   STIFFNESS Z-LEVEL      PORE
E FACTOR    UFACTOR       Peq           Su_a         Su_p     LAYER
 ------------------------------------------------------------------------------------------------------------------------------
-------------------------------------------------------------------------------------------
   1 D  2.8705E-02  1.4206E-03  7.2068E-02  0.2870      7.2068E-02   2.426         PASSIVE   0.000       0.000       0.000
1.000       1.000      0.2870       0.000       0.000     DI1_164_167_L_0
   2 D   2.653      1.3406E-03   3.330       13.26       3.330       13.26         PASSIVE   0.000      -0.2000      0.000
1.000       1.000       13.26       0.000       0.000     DI1_164_167_L_0
   3 D   5.415      1.2609E-03   6.798       27.08       6.798       27.08         PASSIVE   0.000      -0.4000      0.000
1.000       1.000       27.08       0.000       0.000     DI1_164_167_L_0
   4 D   8.393      1.1821E-03   10.54       41.96       10.54       41.96         PASSIVE   0.000      -0.6000      0.000
1.000       1.000       41.96       0.000       0.000     DI1_164_167_L_0
   5 D   11.00      1.1043E-03   14.47       55.01       14.47       55.01             V-C  3.5176E+04 -0.8000      0.000
1.000       1.000       55.01       0.000       0.000     DI1_164_167_L_0
   6 D   10.88      1.0280E-03   18.48       54.40       18.48       54.40             V-C  3.5176E+04  -1.000      0.000
1.000       1.000       54.40       0.000       0.000     DI1_164_167_L_0
   7 D   10.71      9.5353E-04   22.49       53.54       22.49       53.54             V-C  3.5176E+04  -1.200      0.000
1.000       1.000       53.54       0.000       0.000     DI1_164_167_L_0
   8 D   10.51      8.8104E-04   26.80       52.56       26.80       52.56             V-C  3.5176E+04  -1.400      0.000
1.000       1.000       52.56       0.000       0.000     DI1_164_167_L_0
   9 D   10.31      8.1081E-04   31.47       51.53       31.47       51.53             V-C  3.5176E+04  -1.600      0.000
1.000       1.000       51.53       0.000       0.000     DI1_164_167_L_0
  10 D   10.10      7.4304E-04   35.63       50.52       35.63       50.52             V-C  3.5176E+04  -1.800      0.000
1.000       1.000       50.52       0.000       0.000     DI1_164_167_L_0
  11 D   9.913      6.7789E-04   39.87       49.57       39.87       49.57             V-C  3.5176E+04  -2.000      0.000
1.000       1.000       49.57       0.000       0.000     DI1_164_167_L_0
  12 D   9.739      6.1551E-04   43.96       48.70       43.96       48.70             V-C  3.5176E+04  -2.200      0.000
1.000       1.000       48.70       0.000       0.000     DI1_164_167_L_0
  13 D   9.585      5.5600E-04   47.74       47.93       47.74       47.93             V-C  3.5176E+04  -2.400      0.000
1.000       1.000       47.93       0.000       0.000     DI1_164_167_L_0
  14 D   9.454      4.9945E-04   51.62       47.27       51.62       47.27             V-C  3.5176E+04  -2.600      0.000
1.000       1.000       47.27       0.000       0.000     DI1_164_167_L_0
  15 D   9.346      4.4592E-04   55.43       46.73       55.43       46.73             V-C  3.5176E+04  -2.800      0.000
1.000       1.000       46.73       0.000       0.000     DI1_164_167_L_0
  16 D   9.262      3.9544E-04   59.17       46.31       59.17       46.31             V-C  3.5176E+04  -3.000      0.000
1.000       1.000       46.31       0.000       0.000     DI1_164_167_L_0
  17 D   9.203      3.4802E-04   62.72       46.01       62.72       46.01             V-C  3.5176E+04  -3.200      0.000
1.000       1.000       46.01       0.000       0.000     DI1_164_167_L_0
  18 D   9.169      3.0366E-04   66.38       45.84       66.38       45.84             V-C  3.5176E+04  -3.400      0.000
1.000       1.000       45.84       0.000       0.000     DI1_164_167_L_0
  19 D   9.159      2.6233E-04   69.99       45.79       69.99       45.79             V-C  3.5176E+04  -3.600      0.000
1.000       1.000       45.79       0.000       0.000     DI1_164_167_L_0
  20 D   9.173      2.2397E-04   73.57       45.87       73.57       45.87             V-C  3.5176E+04  -3.800      0.000
1.000       1.000       45.87       0.000       0.000     DI1_164_167_L_0
  21 D   9.211      1.8852E-04   77.01       46.05       77.01       46.05             V-C  3.5176E+04  -4.000      0.000
1.000       1.000       46.05       0.000       0.000     DI1_164_167_L_0
  22 D   9.271      1.5590E-04   80.55       46.35       80.55       46.35             V-C  3.5176E+04  -4.200      0.000
1.000       1.000       46.35       0.000       0.000     DI1_164_167_L_0
  23 D   9.353      1.2602E-04   84.06       46.76       84.06       46.76             V-C  3.5176E+04  -4.400      0.000
1.000       1.000       46.76       0.000       0.000     DI1_164_167_L_0
  24 D   9.456      9.8779E-05   87.15       47.28       87.15       47.28             V-C  3.5176E+04  -4.600      0.000
1.000       1.000       47.28       0.000       0.000     DI1_164_167_L_0
```

25 D	9.578	7.4057E-05	90.07	47.89	90.07	47.89	V-C	3.5176E+04	-4.800	0.000	1.000	1.000
47.89	0.000	0.000	DI1_164_167_L_0									
26 D	10.22	5.1735E-05	93.00	51.12	93.00	51.12	V-C	8.3963E+04	-5.000	0.000	1.000	1.000
51.12	0.000	0.000	DI2_165_168_L_0									
27 D	10.19	3.1686E-05	95.95	50.94	95.95	50.94	V-C	8.3963E+04	-5.200	0.000	1.000	1.000
50.94	0.000	0.000	DI2_165_168_L_0									
28 D	10.19	1.3772E-05	98.92	50.94	98.92	50.94	V-C	8.3963E+04	-5.400	0.000	1.000	1.000
50.94	0.000	0.000	DI2_165_168_L_0									
29 D	10.20	-2.1483E-06	101.9	51.01	101.9	51.30	UL-RL	1.3434E+05	-5.600	0.000	1.000	1.000
51.01	0.000	0.000	DI2_165_168_L_0									
30 D	10.13	-1.6223E-05	104.9	50.64	104.9	52.82	UL-RL	1.3434E+05	-5.800	0.000	1.000	1.000
50.64	0.000	0.000	DI2_165_168_L_0									
31 D	10.10	-2.8603E-05	107.9	50.50	107.9	54.34	UL-RL	1.3434E+05	-6.000	0.000	1.000	1.000
50.50	0.000	0.000	DI2_165_168_L_0									
32 D	10.11	-3.9437E-05	110.9	50.57	110.9	55.87	UL-RL	1.3434E+05	-6.200	0.000	1.000	1.000
50.57	0.000	0.000	DI2_165_168_L_0									
33 D	10.17	-4.8873E-05	114.0	50.84	114.0	57.41	UL-RL	1.3434E+05	-6.400	0.000	1.000	1.000
50.84	0.000	0.000	DI2_165_168_L_0									
34 D	10.26	-5.7059E-05	117.0	51.28	117.0	58.94	UL-RL	1.3434E+05	-6.600	0.000	1.000	1.000
51.28	0.000	0.000	DI2_165_168_L_0									
35 D	10.37	-6.4133E-05	120.1	51.87	120.1	60.48	UL-RL	1.3434E+05	-6.800	0.000	1.000	1.000
51.87	0.000	0.000	DI2_165_168_L_0									
36 D	10.52	-7.0234E-05	123.1	52.59	123.1	62.02	UL-RL	1.3434E+05	-7.000	0.000	1.000	1.000
52.59	0.000	0.000	DI2_165_168_L_0									
37 D	10.69	-7.5488E-05	126.2	53.43	126.2	63.57	UL-RL	1.3434E+05	-7.200	0.000	1.000	1.000
53.43	0.000	0.000	DI2_165_168_L_0									
38 D	10.87	-8.0019E-05	129.3	54.36	129.3	65.11	UL-RL	1.3434E+05	-7.400	0.000	1.000	1.000
54.36	0.000	0.000	DI2_165_168_L_0									
39 D	11.08	-8.3941E-05	132.4	55.39	132.4	66.66	UL-RL	1.3434E+05	-7.600	0.000	1.000	1.000
55.39	0.000	0.000	DI2_165_168_L_0									
40 D	11.30	-8.7359E-05	135.5	56.48	135.5	68.21	UL-RL	1.3434E+05	-7.800	0.000	1.000	1.000
56.48	0.000	0.000	DI2_165_168_L_0									
41 D	11.52	-9.0369E-05	138.6	57.62	138.6	69.76	UL-RL	1.3434E+05	-8.000	0.000	1.000	1.000
57.62	0.000	0.000	DI2_165_168_L_0									
42 D	11.76	-9.3059E-05	141.7	58.81	141.7	71.31	UL-RL	1.3434E+05	-8.200	0.000	1.000	1.000
58.81	0.000	0.000	DI2_165_168_L_0									
43 D	12.01	-9.5506E-05	144.8	60.03	144.8	72.87	UL-RL	1.3434E+05	-8.400	0.000	1.000	1.000
60.03	0.000	0.000	DI2_165_168_L_0									
44 D	12.26	-9.7777E-05	147.9	61.28	147.9	74.42	UL-RL	1.3434E+05	-8.600	0.000	1.000	1.000
61.28	0.000	0.000	DI2_165_168_L_0									
45 D	12.51	-9.9929E-05	151.0	62.55	151.0	75.97	UL-RL	1.3434E+05	-8.800	0.000	1.000	1.000
62.55	0.000	0.000	DI2_165_168_L_0									
46 D	12.76	-1.0201E-04	154.1	63.82	154.1	77.53	UL-RL	1.3434E+05	-9.000	0.000	1.000	1.000
63.82	0.000	0.000	DI2_165_168_L_0									
47 D	13.02	-1.0405E-04	157.3	65.10	157.3	79.08	UL-RL	1.3434E+05	-9.200	0.000	1.000	1.000
65.10	0.000	0.000	DI2_165_168_L_0									
48 D	9.958	-1.0607E-04	160.4	66.38	160.4	80.63	UL-RL	1.3434E+05	-9.400	0.000	1.000	1.000
66.38	0.000	0.000	DI2_165_168_L_0									
49 D	3.351	-1.0708E-04	162.0	67.03	162.0	81.41	UL-RL	1.3434E+05	-9.500	0.000	1.000	1.000
67.03	0.000	0.000	DI2_165_168_L_0									

```
+-------------------------------------------------------------------------------------------------------------------------------+
|                   PARATIEPLUS(TM)   NLS ENGINE RELEASE  2018.0    FULL VERSION  *Build date:Nov 13, 2017*                    |
|                                                                                                                               |
|                                    NewProject.BaseDesignSection_28.A2M2R1_1213                                                |
|                                  Exe Time : 4 September 2018 18:02:10                                                         |
+-------------------------------------------------------------------------------------------------------------------------------+
New Project


S T R E S S   R E S U L T S   F O R   G R O U P   N O.   2

0_R                                                          :
ELEMENT TYPE    5 NO.OF ELEMENTS. IN THIS GROUP   49
C U R R E N T   T I M E   I S      3.0000

 HARDENING 2D SOIL ELEMENT

 ****** TOTAL STRESS FORMULATION *****

  EL *   FORCE     DISPL-Y  VERTICAL-P  HORIZON.-P     MAX-V-P     MAX-H-P           STATE   STIFFNESS Z-LEVEL      PORE
E FACTOR    UFACTOR       Peq           Su_a         Su_p     LAYER
 ------------------------------------------------------------------------------------------------------------------------------
-------------------------------------------------------------------------------------------
   1     0.000         --          --          --          --          --          REMOVED     --        0.000       0.000
1.000       1.000       0.000       0.000       0.000     not available
   2     0.000         --          --          --          --          --          REMOVED     --      -0.2000       0.000
1.000       1.000       0.000       0.000       0.000     not available
   3     0.000         --          --          --          --          --          REMOVED     --      -0.4000       0.000
1.000       1.000       0.000       0.000       0.000     not available
   4     0.000         --          --          --          --          --          REMOVED     --      -0.6000       0.000
1.000       1.000       0.000       0.000       0.000     not available
   5     0.000         --          --          --          --          --          REMOVED     --      -0.8000       0.000
1.000       1.000       0.000       0.000       0.000     not available
   6 D   0.000     -1.0280E-03   0.000       0.000       16.00       18.24        ACTIVE   0.000      -1.000       0.000
1.000       1.000       0.000       0.000       0.000     DI1_164_167_L_0
   7 D  0.2618     -9.5353E-04   3.200       1.309       19.20       20.00        ACTIVE   0.000      -1.200       0.000
1.000       1.000       1.309       0.000       0.000     DI1_164_167_L_0
   8 D  0.5235     -8.8104E-04   6.400       2.618       22.40       21.56        ACTIVE   0.000      -1.400       0.000
1.000       1.000       2.618       0.000       0.000     DI1_164_167_L_0
   9 D  0.7853     -8.1081E-04   9.600       3.926       25.60       23.01        ACTIVE   0.000      -1.600       0.000
1.000       1.000       3.926       0.000       0.000     DI1_164_167_L_0
  10 D   1.047     -7.4304E-04   12.80       5.235       28.80       24.38        ACTIVE   0.000      -1.800       0.000
1.000       1.000       5.235       0.000       0.000     DI1_164_167_L_0
  11 D   1.309     -6.7789E-04   16.00       6.544       32.00       25.72        ACTIVE   0.000      -2.000       0.000
1.000       1.000       6.544       0.000       0.000     DI1_164_167_L_0
  12 D   1.571     -6.1551E-04   19.20       7.853       35.20       27.05        ACTIVE   0.000      -2.200       0.000
1.000       1.000       7.853       0.000       0.000     DI1_164_167_L_0
  13 D   1.832     -5.5600E-04   22.40       9.162       38.40       28.37        ACTIVE   0.000      -2.400       0.000
1.000       1.000       9.162       0.000       0.000     DI1_164_167_L_0
  14 D   2.094     -4.9945E-04   25.60       10.47       41.60       29.70        ACTIVE   0.000      -2.600       0.000
1.000       1.000       10.47       0.000       0.000     DI1_164_167_L_0
  15 D   2.356     -4.4592E-04   28.80       11.78       44.80       31.04        ACTIVE   0.000      -2.800       0.000
1.000       1.000       11.78       0.000       0.000     DI1_164_167_L_0
  16 D   2.618     -3.9544E-04   32.00       13.09       48.00       32.40        ACTIVE   0.000      -3.000       0.000
1.000       1.000       13.09       0.000       0.000     DI1_164_167_L_0
  17 D   2.879     -3.4802E-04   35.20       14.40       51.20       33.77        ACTIVE   0.000      -3.200       0.000
1.000       1.000       14.40       0.000       0.000     DI1_164_167_L_0
  18 D   3.366     -3.0366E-04   38.40       16.83       54.40       35.16         UL-RL  4.6055E+04  -3.400       0.000
1.000       1.000       16.83       0.000       0.000     DI1_164_167_L_0
  19 D   4.032     -2.6233E-04   41.60       20.16       57.60       36.57         UL-RL  4.6055E+04  -3.600       0.000
1.000       1.000       20.16       0.000       0.000     DI1_164_167_L_0
  20 D   4.674     -2.2397E-04   44.80       23.37       60.80       37.99         UL-RL  4.6055E+04  -3.800       0.000
1.000       1.000       23.37       0.000       0.000     DI1_164_167_L_0
  21 D   5.291     -1.8852E-04   48.00       26.45       64.00       39.42         UL-RL  4.6055E+04  -4.000       0.000
1.000       1.000       26.45       0.000       0.000     DI1_164_167_L_0
  22 D   5.884     -1.5590E-04   51.20       29.42       67.20       40.87         UL-RL  4.6055E+04  -4.200       0.000
1.000       1.000       29.42       0.000       0.000     DI1_164_167_L_0
  23 D   6.454     -1.2602E-04   54.40       32.27       70.40       42.33         UL-RL  4.6055E+04  -4.400       0.000
1.000       1.000       32.27       0.000       0.000     DI1_164_167_L_0
  24 D   7.002     -9.8779E-05   57.60       35.01       73.60       43.80         UL-RL  4.6055E+04  -4.600       0.000
1.000       1.000       35.01       0.000       0.000     DI1_164_167_L_0
```

25 D	7.528	-7.4057E-05	60.80	37.64	76.80	45.29	UL-RL	4.6055E+04	-4.800	0.000		
1.000	1.000	37.64	0.000	0.000	DI1_164_167_L_0							
26 D	7.485	-5.1735E-05	64.00	37.43	80.00	46.78	UL-RL	9.9130E+04	-5.000	0.000		
1.000	1.000	37.43	0.000	0.000	DI2_165_168_L_0							
27 D	8.185	-3.1686E-05	67.20	40.92	83.20	48.28	UL-RL	9.9130E+04	-5.200	0.000		
1.000	1.000	40.92	0.000	0.000	DI2_165_168_L_0							
28 D	8.843	-1.3772E-05	70.40	44.22	86.40	49.79	UL-RL	9.9130E+04	-5.400	0.000		
1.000	1.000	44.22	0.000	0.000	DI2_165_168_L_0							
29 D	9.463	2.1483E-06	73.60	47.32	89.60	51.30	UL-RL	9.9130E+04	-5.600	0.000		
1.000	1.000	47.32	0.000	0.000	DI2_165_168_L_0							
30 D	10.05	1.6223E-05	76.80	50.24	92.80	52.82	UL-RL	9.9130E+04	-5.800	0.000		
1.000	1.000	50.24	0.000	0.000	DI2_165_168_L_0							
31 D	10.57	2.8603E-05	80.00	52.86	96.00	54.56	UL-RL	9.9130E+04	-6.000	0.000		
1.000	1.000	52.86	0.000	0.000	DI2_165_168_L_0							
32 D	11.07	3.9437E-05	83.20	55.34	99.20	56.32	UL-RL	9.9130E+04	-6.200	0.000		
1.000	1.000	55.34	0.000	0.000	DI2_165_168_L_0							
33 D	11.54	4.8873E-05	86.40	57.68	102.4	58.07	UL-RL	9.9130E+04	-6.400	0.000		
1.000	1.000	57.68	0.000	0.000	DI2_165_168_L_0							
34 D	11.96	5.7059E-05	89.60	59.78	105.6	60.04	UL-RL	9.9130E+04	-6.600	0.000		
1.000	1.000	59.78	0.000	0.000	DI2_165_168_L_0							
35 D	12.36	6.4133E-05	92.80	61.80	108.8	61.95	UL-RL	9.9130E+04	-6.800	0.000		
1.000	1.000	61.80	0.000	0.000	DI2_165_168_L_0							
36 D	12.75	7.0234E-05	96.00	63.76	112.0	63.81	UL-RL	9.9130E+04	-7.000	0.000		
1.000	1.000	63.76	0.000	0.000	DI2_165_168_L_0							
37 D	13.13	7.5488E-05	99.20	65.65	115.2	65.65	V-C	6.1956E+04	-7.200	0.000		
1.000	1.000	65.65	0.000	0.000	DI2_165_168_L_0							
38 D	13.50	8.0019E-05	102.4	67.48	118.4	67.48	V-C	6.1956E+04	-7.400	0.000		
1.000	1.000	67.48	0.000	0.000	DI2_165_168_L_0							
39 D	13.85	8.3941E-05	105.6	69.27	121.6	69.27	V-C	6.1956E+04	-7.600	0.000		
1.000	1.000	69.27	0.000	0.000	DI2_165_168_L_0							
40 D	14.21	8.7359E-05	108.8	71.04	124.8	71.04	V-C	6.1956E+04	-7.800	0.000		
1.000	1.000	71.04	0.000	0.000	DI2_165_168_L_0							
41 D	14.56	9.0369E-05	112.0	72.78	128.0	72.78	V-C	6.1956E+04	-8.000	0.000		
1.000	1.000	72.78	0.000	0.000	DI2_165_168_L_0							
42 D	14.90	9.3059E-05	115.2	74.50	131.2	74.50	V-C	6.1956E+04	-8.200	0.000		
1.000	1.000	74.50	0.000	0.000	DI2_165_168_L_0							
43 D	15.24	9.5506E-05	118.4	76.20	134.4	76.20	V-C	6.1956E+04	-8.400	0.000		
1.000	1.000	76.20	0.000	0.000	DI2_165_168_L_0							
44 D	15.58	9.7777E-05	121.6	77.90	137.6	77.90	V-C	6.1956E+04	-8.600	0.000		
1.000	1.000	77.90	0.000	0.000	DI2_165_168_L_0							
45 D	15.92	9.9929E-05	124.8	79.59	140.8	79.59	V-C	6.1956E+04	-8.800	0.000		
1.000	1.000	79.59	0.000	0.000	DI2_165_168_L_0							
46 D	16.25	1.0201E-04	128.0	81.27	144.0	81.27	V-C	6.1956E+04	-9.000	0.000		
1.000	1.000	81.27	0.000	0.000	DI2_165_168_L_0							
47 D	16.59	1.0405E-04	131.2	82.95	147.2	82.95	V-C	6.1956E+04	-9.200	0.000		
1.000	1.000	82.95	0.000	0.000	DI2_165_168_L_0							
48 D	12.70	1.0607E-04	134.4	84.64	150.4	84.64	V-C	6.1956E+04	-9.400	0.000		
1.000	1.000	84.64	0.000	0.000	DI2_165_168_L_0							
49 D	4.274	1.0708E-04	136.0	85.48	152.0	85.48	V-C	6.1956E+04	-9.500	0.000		
1.000	1.000	85.48	0.000	0.000	DI2_165_168_L_0							

```
+-----------------------------------------------------------------------------------------------------------------------+
|                  PARATIEPLUS(TM)   NLS ENGINE RELEASE  2018.0    FULL VERSION  *Build date:Nov 13, 2017*              |
|                                                                                                                       |
|                                    NewProject.BaseDesignSection_28.A2M2R1_1213                                        |
|                                 Exe Time : 4 September 2018 18:02:10                                                  |
+-----------------------------------------------------------------------------------------------------------------------+
New Project


S T R E S S   R E S U L T S   F O R   G R O U P   N O.   3

WallElement_33                                                  :
ELEMENT TYPE    2 NO.OF ELEMENTS. IN THIS GROUP   48
C U R R E N T   T I M E   I S     3.0000

 WALL2D ELEMENT

   EL      TA          TB          MA          MB
-----------------------------------------------------
    1 -119.92      119.92     8.85825E-12 -23.983
    2 -117.26      117.26      23.983     -47.436
    3 -111.85      111.85      47.436     -69.805
    4 -103.46      103.46      69.805     -90.496
    5 -92.453      92.453      90.496     -108.99
    6 -81.572      81.572      108.99     -125.30
    7 -71.126      71.126      125.30     -139.53
    8 -61.138      61.138      139.53     -151.75
    9 -51.618      51.618      151.75     -162.08
   10 -42.561      42.561      162.08     -170.59
   11 -33.957      33.957      170.59     -177.38
   12 -25.788      25.788      177.38     -182.54
   13 -18.035      18.035      182.54     -186.15
   14 -10.675      10.675      186.15     -188.28
   15 -3.6855      3.6855      188.28     -189.02
   16  2.9589     -2.9589      189.02     -188.43
   17  9.2824     -9.2824      188.43     -186.57
   18  15.085     -15.085      186.57     -183.55
   19  20.212     -20.212      183.55     -179.51
   20  24.711     -24.711      179.51     -174.57
   21  28.632     -28.632      174.57     -168.84
   22  32.019     -32.019      168.84     -162.44
   23  34.918     -34.918      162.44     -155.45
   24  37.371     -37.371      155.45     -147.98
   25  39.421     -39.421      147.98     -140.10
   26  42.160     -42.160      140.10     -131.66
   27  44.163     -44.163      131.66     -122.83
   28  45.508     -45.508      122.83     -113.73
   29  46.247     -46.247      113.73     -104.48
   30  46.328     -46.328      104.48     -95.215
   31  45.855     -45.855      95.215     -86.044
   32  44.902     -44.902      86.044     -77.064
   33  43.533     -43.533      77.064     -68.357
   34  41.833     -41.833      68.357     -59.990
   35  39.847     -39.847      59.990     -52.021
   36  37.612     -37.612      52.021     -44.499
   37  35.167     -35.167      44.499     -37.465
   38  32.544     -32.544      37.465     -30.956
   39  29.766     -29.766      30.956     -25.003
   40  26.854     -26.854      25.003     -19.632
   41  23.823     -23.823      19.632     -14.868
   42  20.685     -20.685      14.868     -10.731
   43  17.452     -17.452      10.731     -7.2402
   44  14.129     -14.129      7.2402     -4.4145
   45  10.721     -10.721      4.4145     -2.2704
   46  7.2306     -7.2306      2.2704    -0.82429
   47  3.6602     -3.6602     0.82429    -9.22547E-02
   48 0.92251    -0.92251     9.22547E-02-5.23848E-12
```

```
+-------------------------------------------------------------------------------------------------------------------------------+
|                   PARATIEPLUS(TM)   NLS ENGINE RELEASE  2018.0    FULL VERSION  *Build date:Nov 13, 2017*                    |
|                                                                                                                               |
|                                     NewProject.BaseDesignSection_28.A2M2R1_1213                                               |
|                                  Exe Time : 4 September 2018 18:02:10                                                         |
+-------------------------------------------------------------------------------------------------------------------------------+
New Project


S T R E S S   R E S U L T S   F O R   G R O U P   N O.   4

Tieback_175                                                :
ELEMENT TYPE    6 NO.OF ELEMENTS. IN THIS GROUP    1
C U R R E N T   T I M E   I S      3.0000

 POST-TENSION 2D-BOUNDARY ELEMENT

         EL    FORCE          d0          EDISPL     pl. eps          K     -ve limit   +ve limit
-----------------------------------------------------------------------------------------------------------
 ANCHOR    1   138.50     -1.34880E-03 -1.34880E-03   0.0000       0.0000       0.0000       0.0000     BORN NOW JUST
ACTIVATED

 ITER     0 RNORM = 0.000     RMNORM= 0.000
             RINORM=0.2525E+06 RIMNOR=0.1389E+07
             RENORM= 1116.     REMNOR=0.1225E-19 RATIO =0.6647E-01 TOLER =0.1000E-03  NOT CONVERGED
             RFMAX = 119.9     RMMAX = 189.0
             RTSMAL=0.1000E-02 RMSMAL=0.1000E-02
             RDT   =0.2525E+06 RDR   =0.1389E+07
             RATIOT=0.6647E-01 RATIOR= 0.000
             MAX UN= 9.463     IEQ=    57 NODE     29 DOF   1  Y-DISPL.F
             MIN UN=-.1165E-08 IEQ=     5 NODE      3 DOF   1  Y-DISPL.F
             NO. OF CONTACT CONSTRAINT VIOLATIONS     0


 ITER     2 RNORM = 0.000     RMNORM= 0.000
             RINORM=0.2525E+06 RIMNOR=0.1389E+07
             RENORM= 103.8     REMNOR=0.1981E-18 RATIO =0.2027E-01 TOLER =0.1000E-03  NOT CONVERGED
             RFMAX = 119.9     RMMAX = 189.0
             RTSMAL=0.1000E-02 RMSMAL=0.1000E-02
             RDT   =0.2525E+06 RDR   =0.1389E+07
             RATIOT=0.2027E-01 RATIOR= 0.000
             MAX UN= 4.847     IEQ=    61 NODE     31 DOF   1  Y-DISPL.F
             MIN UN=-.9222E-09 IEQ=    21 NODE     11 DOF   1  Y-DISPL.F
             NO. OF CONTACT CONSTRAINT VIOLATIONS     0


 ITER     3 RNORM = 0.000     RMNORM= 0.000
             RINORM=0.2525E+06 RIMNOR=0.1389E+07
             RENORM= 2.609     REMNOR=0.1299E-18 RATIO =0.3215E-02 TOLER =0.1000E-03  NOT CONVERGED
             RFMAX = 119.9     RMMAX = 189.0
             RTSMAL=0.1000E-02 RMSMAL=0.1000E-02
             RDT   =0.2525E+06 RDR   =0.1389E+07
             RATIOT=0.3215E-02 RATIOR= 0.000
             MAX UN= 1.389     IEQ=    65 NODE     33 DOF   1  Y-DISPL.F
             MIN UN=-.1084E-08 IEQ=    63 NODE     32 DOF   1  Y-DISPL.F
             NO. OF CONTACT CONSTRAINT VIOLATIONS     0


 ITER     4 RNORM = 0.000     RMNORM= 0.000
             RINORM=0.2525E+06 RIMNOR=0.1389E+07
             RENORM=0.8474E-17 REMNOR=0.4051E-19 RATIO =0.5794E-11 TOLER =0.1000E-03      CONVERGED !
             RFMAX = 119.9     RMMAX = 189.0
             RTSMAL=0.1000E-02 RMSMAL=0.1000E-02
             RDT   =0.2525E+06 RDR   =0.1389E+07
             RATIOT=0.5794E-11 RATIOR= 0.000
             MAX UN=0.1105E-08 IEQ=    95 NODE     48 DOF   1  Y-DISPL.F
             MIN UN=-.1014E-08 IEQ=    97 NODE     49 DOF   1  Y-DISPL.F
             NO. OF CONTACT CONSTRAINT VIOLATIONS     0
```

```
+-------------------------------------------------------------------------------------------------------------------------+
|                   PARATIEPLUS(TM)   NLS ENGINE RELEASE  2018.0    FULL VERSION  *Build date:Nov 13, 2017*              |
|                                                                                                                         |
|                                      NewProject.BaseDesignSection_28.A2M2R1_1213                                        |
|                                   Exe Time : 4 September 2018 18:02:10                                                  |
+-------------------------------------------------------------------------------------------------------------------------+
New Project
SOLUTION REACHED USING     4 ITERATIONS ON   40

P R I N T   O U T   F O R   T I M E   S T E P    4     ( AT TIME   4.000     )

PRINT OUT OF ACTIVE COMPONENTS (FIXED NODES ARE NOT PRINTED OUT)

          Y-DISPL.F        X-ROT. F
            (02)             (04)           (
    1  -5.1521854E-04   4.7905492E-04
    2  -4.1947307E-04   4.7807227E-04
    3  -3.2412040E-04   4.7512813E-04
    4  -2.2955060E-04   4.7025225E-04
    5  -1.3614324E-04   4.6352034E-04
    6  -4.4258171E-05   4.5505287E-04
    7   4.5771538E-05   4.4498987E-04
    8   1.3364055E-04   4.3346841E-04
    9   2.1907057E-04   4.2062197E-04
   10   3.0180964E-04   4.0658014E-04
   11   3.8163132E-04   3.9146866E-04
   12   4.5833393E-04   3.7540950E-04
   13   5.3173984E-04   3.5852111E-04
   14   6.0169477E-04   3.4091875E-04
   15   6.6806723E-04   3.2271483E-04
   16   7.3074793E-04   3.0401931E-04
   17   7.8964966E-04   2.8494003E-04
   18   8.4470576E-04   2.6558347E-04
   19   8.9587157E-04   2.4605468E-04
   20   9.4312310E-04   2.2645801E-04
   21   9.8645698E-04   2.0689763E-04
   22   1.0258913E-03   1.8747749E-04
   23   1.0614644E-03   1.6830329E-04
   24   1.0932363E-03   1.4948430E-04
   25   1.1212893E-03   1.3113419E-04
   26   1.1457291E-03   1.1337058E-04
   27   1.1666842E-03   9.6307475E-05
   28   1.1843060E-03   8.0054708E-05
   29   1.1987677E-03   6.4725920E-05
   30   1.2102657E-03   5.0438224E-05
   31   1.2190188E-03   3.7288138E-05
   32   1.2252606E-03   2.5332458E-05
   33   1.2292328E-03   1.4593037E-05
   34   1.2311780E-03   5.0571554E-06
   35   1.2313329E-03  -3.3207273E-06
   36   1.2299228E-03  -1.0603452E-05
   37   1.2271601E-03  -1.6857432E-05
   38   1.2232437E-03  -2.2152363E-05
   39   1.2183583E-03  -2.6560704E-05
   40   1.2126736E-03  -3.0157530E-05
   41   1.2063442E-03  -3.3020272E-05
   42   1.1995091E-03  -3.5228525E-05
   43   1.1922910E-03  -3.6863897E-05
   44   1.1847961E-03  -3.8009885E-05
   45   1.1771140E-03  -3.8751766E-05
   46   1.1693166E-03  -3.9176538E-05
   47   1.1614586E-03  -3.9372829E-05
   48   1.1535767E-03  -3.9430866E-05
   49   1.1496333E-03  -3.9433782E-05
```

```
+-------------------------------------------------------------------------------------------------------------------------------+
|                   PARATIEPLUS(TM)   NLS ENGINE RELEASE  2018.0    FULL VERSION  *Build date:Nov 13, 2017*                    |
|                                                                                                                               |
|                                      NewProject.BaseDesignSection_28.A2M2R1_1213                                              |
|                                    Exe Time : 4 September 2018 18:02:10                                                       |
+-------------------------------------------------------------------------------------------------------------------------------+
New Project


S T R E S S   R E S U L T S   F O R   G R O U P   N O.   1

0_L                                                              :
ELEMENT TYPE    5 NO.OF ELEMENTS. IN THIS GROUP   49
C U R R E N T   T I M E   I S      4.0000

 HARDENING 2D SOIL ELEMENT

 ****** TOTAL STRESS FORMULATION *****

  EL *   FORCE     DISPL-Y  VERTICAL-P  HORIZON.-P     MAX-V-P     MAX-H-P           STATE   STIFFNESS Z-LEVEL      PORE
E FACTOR    UFACTOR       Peq           Su_a         Su_p     LAYER
 ------------------------------------------------------------------------------------------------------------------------------
-------------------------------------------------------------------------------------------
   1 D  2.9476E-03  5.1522E-04  7.2068E-02  2.9476E-02  7.2068E-02   2.426          ACTIVE   0.000       0.000       0.000
1.000       1.000      2.9476E-02   0.000       0.000     DI1_164_167_L_0
   2 D  0.4699      4.1947E-04   3.330       2.349       3.330       13.26          UL-RL  1.1849E+04 -0.2000       0.000
1.000       1.000       2.349       0.000       0.000     DI1_164_167_L_0
   3 D   3.195      3.2412E-04   6.798       15.98       6.798       27.08          UL-RL  1.1849E+04 -0.4000       0.000
1.000       1.000       15.98       0.000       0.000     DI1_164_167_L_0
   4 D   6.135      2.2955E-04   10.54       30.68       10.54       41.96          UL-RL  1.1849E+04 -0.6000       0.000
1.000       1.000       30.68       0.000       0.000     DI1_164_167_L_0
   5 D   8.708      1.3614E-04   14.47       43.54       14.47       55.01          UL-RL  1.1849E+04 -0.8000       0.000
1.000       1.000       43.54       0.000       0.000     DI1_164_167_L_0
   6 D   8.549      4.4258E-05   18.48       42.75       18.48       54.40          UL-RL  1.1849E+04  -1.000       0.000
1.000       1.000       42.75       0.000       0.000     DI1_164_167_L_0
   7 D   8.340     -4.5772E-05   22.49       41.70       22.49       53.54          UL-RL  1.1849E+04  -1.200       0.000
1.000       1.000       41.70       0.000       0.000     DI1_164_167_L_0
   8 D   8.107     -1.3364E-04   26.80       40.53       26.80       52.56          UL-RL  1.1849E+04  -1.400       0.000
1.000       1.000       40.53       0.000       0.000     DI1_164_167_L_0
   9 D   7.865     -2.1907E-04   31.47       39.32       31.47       51.53          UL-RL  1.1849E+04  -1.600       0.000
1.000       1.000       39.32       0.000       0.000     DI1_164_167_L_0
  10 D   7.628     -3.0181E-04   35.63       38.14       35.63       50.52          UL-RL  1.1849E+04  -1.800       0.000
1.000       1.000       38.14       0.000       0.000     DI1_164_167_L_0
  11 D   7.402     -3.8163E-04   39.87       37.01       39.87       49.57          UL-RL  1.1849E+04  -2.000       0.000
1.000       1.000       37.01       0.000       0.000     DI1_164_167_L_0
  12 D   7.195     -4.5833E-04   43.96       35.97       43.96       48.70          UL-RL  1.1849E+04  -2.200       0.000
1.000       1.000       35.97       0.000       0.000     DI1_164_167_L_0
  13 D   7.008     -5.3174E-04   47.74       35.04       47.74       47.93          UL-RL  1.1849E+04  -2.400       0.000
1.000       1.000       35.04       0.000       0.000     DI1_164_167_L_0
  14 D   6.844     -6.0169E-04   51.62       34.22       51.62       47.27          UL-RL  1.1849E+04  -2.600       0.000
1.000       1.000       34.22       0.000       0.000     DI1_164_167_L_0
  15 D   6.706     -6.6807E-04   55.43       33.53       55.43       46.73          UL-RL  1.1849E+04  -2.800       0.000
1.000       1.000       33.53       0.000       0.000     DI1_164_167_L_0
  16 D   6.593     -7.3075E-04   59.17       32.97       59.17       46.31          UL-RL  1.1849E+04  -3.000       0.000
1.000       1.000       32.97       0.000       0.000     DI1_164_167_L_0
  17 D   6.507     -7.8965E-04   62.72       32.53       62.72       46.01          UL-RL  1.1849E+04  -3.200       0.000
1.000       1.000       32.53       0.000       0.000     DI1_164_167_L_0
  18 D   6.447     -8.4471E-04   66.38       32.24       66.38       45.84          UL-RL  1.1849E+04  -3.400       0.000
1.000       1.000       32.24       0.000       0.000     DI1_164_167_L_0
  19 D   6.414     -8.9587E-04   69.99       32.07       69.99       45.79          UL-RL  1.1849E+04  -3.600       0.000
1.000       1.000       32.07       0.000       0.000     DI1_164_167_L_0
  20 D   6.407     -9.4312E-04   73.57       32.04       73.57       45.87          UL-RL  1.1849E+04  -3.800       0.000
1.000       1.000       32.04       0.000       0.000     DI1_164_167_L_0
  21 D   6.426     -9.8646E-04   77.01       32.13       77.01       46.05          UL-RL  1.1849E+04  -4.000       0.000
1.000       1.000       32.13       0.000       0.000     DI1_164_167_L_0
  22 D   6.589     -1.0259E-03   80.55       32.94       80.55       46.35          ACTIVE   0.000      -4.200       0.000
1.000       1.000       32.94       0.000       0.000     DI1_164_167_L_0
  23 D   6.876     -1.0615E-03   84.06       34.38       84.06       46.76          ACTIVE   0.000      -4.400       0.000
1.000       1.000       34.38       0.000       0.000     DI1_164_167_L_0
  24 D   7.129     -1.0932E-03   87.15       35.65       87.15       47.28          ACTIVE   0.000      -4.600       0.000
1.000       1.000       35.65       0.000       0.000     DI1_164_167_L_0
```

```
  25 D   7.367     -1.1213E-03   90.07       36.84       90.07       47.89          ACTIVE   0.000      -4.800       0.000
1.000       1.000       36.84       0.000       0.000     DI1_164_167_L_0
  26 D   6.669     -1.1457E-03   93.00       33.35       93.00       51.12          ACTIVE   0.000      -5.000       0.000
1.000       1.000       33.35       0.000       0.000     DI2_165_168_L_0
  27 D   6.887     -1.1667E-03   95.95       34.43       95.95       50.94          ACTIVE   0.000      -5.200       0.000
1.000       1.000       34.43       0.000       0.000     DI2_165_168_L_0
  28 D   7.106     -1.1843E-03   98.92       35.53       98.92       50.94          ACTIVE   0.000      -5.400       0.000
1.000       1.000       35.53       0.000       0.000     DI2_165_168_L_0
  29 D   7.326     -1.1988E-03   101.9       36.63       101.9       51.30          ACTIVE   0.000      -5.600       0.000
1.000       1.000       36.63       0.000       0.000     DI2_165_168_L_0
  30 D   7.547     -1.2103E-03   104.9       37.74       104.9       52.82          ACTIVE   0.000      -5.800       0.000
1.000       1.000       37.74       0.000       0.000     DI2_165_168_L_0
  31 D   7.769     -1.2190E-03   107.9       38.85       107.9       54.34          ACTIVE   0.000      -6.000       0.000
1.000       1.000       38.85       0.000       0.000     DI2_165_168_L_0
  32 D   7.992     -1.2253E-03   110.9       39.96       110.9       55.87          ACTIVE   0.000      -6.200       0.000
1.000       1.000       39.96       0.000       0.000     DI2_165_168_L_0
  33 D   8.216     -1.2292E-03   114.0       41.08       114.0       57.41          ACTIVE   0.000      -6.400       0.000
1.000       1.000       41.08       0.000       0.000     DI2_165_168_L_0
  34 D   8.441     -1.2312E-03   117.0       42.21       117.0       58.94          ACTIVE   0.000      -6.600       0.000
1.000       1.000       42.21       0.000       0.000     DI2_165_168_L_0
  35 D   8.666     -1.2313E-03   120.1       43.33       120.1       60.48          ACTIVE   0.000      -6.800       0.000
1.000       1.000       43.33       0.000       0.000     DI2_165_168_L_0
  36 D   8.892     -1.2299E-03   123.1       44.46       123.1       62.02          ACTIVE   0.000      -7.000       0.000
1.000       1.000       44.46       0.000       0.000     DI2_165_168_L_0
  37 D   9.119     -1.2272E-03   126.2       45.60       126.2       63.57          ACTIVE   0.000      -7.200       0.000
1.000       1.000       45.60       0.000       0.000     DI2_165_168_L_0
  38 D   9.346     -1.2232E-03   129.3       46.73       129.3       65.11          ACTIVE   0.000      -7.400       0.000
1.000       1.000       46.73       0.000       0.000     DI2_165_168_L_0
  39 D   9.574     -1.2184E-03   132.4       47.87       132.4       66.66          ACTIVE   0.000      -7.600       0.000
1.000       1.000       47.87       0.000       0.000     DI2_165_168_L_0
  40 D   9.803     -1.2127E-03   135.5       49.01       135.5       68.21          ACTIVE   0.000      -7.800       0.000
1.000       1.000       49.01       0.000       0.000     DI2_165_168_L_0
  41 D   10.03     -1.2063E-03   138.6       50.16       138.6       69.76          ACTIVE   0.000      -8.000       0.000
1.000       1.000       50.16       0.000       0.000     DI2_165_168_L_0
  42 D   10.26     -1.1995E-03   141.7       51.30       141.7       71.31          ACTIVE   0.000      -8.200       0.000
1.000       1.000       51.30       0.000       0.000     DI2_165_168_L_0
  43 D   10.49     -1.1923E-03   144.8       52.45       144.8       72.87          ACTIVE   0.000      -8.400       0.000
1.000       1.000       52.45       0.000       0.000     DI2_165_168_L_0
  44 D   10.72     -1.1848E-03   147.9       53.60       147.9       74.42          ACTIVE   0.000      -8.600       0.000
1.000       1.000       53.60       0.000       0.000     DI2_165_168_L_0
  45 D   10.95     -1.1771E-03   151.0       54.75       151.0       75.97          ACTIVE   0.000      -8.800       0.000
1.000       1.000       54.75       0.000       0.000     DI2_165_168_L_0
  46 D   11.18     -1.1693E-03   154.1       55.91       154.1       77.53          ACTIVE   0.000      -9.000       0.000
1.000       1.000       55.91       0.000       0.000     DI2_165_168_L_0
  47 D   11.41     -1.1615E-03   157.3       57.06       157.3       79.08          ACTIVE   0.000      -9.200       0.000
1.000       1.000       57.06       0.000       0.000     DI2_165_168_L_0
  48 D   8.733     -1.1536E-03   160.4       58.22       160.4       80.63          ACTIVE   0.000      -9.400       0.000
1.000       1.000       58.22       0.000       0.000     DI2_165_168_L_0
  49 D   2.940     -1.1496E-03   162.0       58.80       162.0       81.41          ACTIVE   0.000      -9.500       0.000
1.000       1.000       58.80       0.000       0.000     DI2_165_168_L_0
```

```
+-----------------------------------------------------------------------------------------------------------------------+
|                  PARATIEPLUS(TM)   NLS ENGINE RELEASE  2018.0    FULL VERSION  *Build date:Nov 13, 2017*              |
|                                                                                                                       |
|                                     NewProject.BaseDesignSection_28.A2M2R1_1213                                       |
|                                 Exe Time : 4 September 2018 18:02:10                                                  |
+-----------------------------------------------------------------------------------------------------------------------+
New Project


S T R E S S   R E S U L T S   F O R   G R O U P   N O.   2

0_R                                                                  :
ELEMENT TYPE    5 NO.OF ELEMENTS. IN THIS GROUP   49
C U R R E N T   T I M E   I S     4.0000

 HARDENING 2D SOIL ELEMENT

 ****** TOTAL STRESS FORMULATION *****

 EL *   FORCE     DISPL-Y  VERTICAL-P  HORIZON.-P     MAX-V-P     MAX-H-P          STATE   STIFFNESS Z-LEVEL      PORE
E FACTOR    UFACTOR       Peq          Su_a        Su_p     LAYER
 ---------------------------------------------------------------------------------------------------------------------------
-----------------------------------------------------------------------------------------------
   1     0.000         --          --          --          --          --          REMOVED     --        0.000       0.000
1.000       1.000       0.000       0.000       0.000     not available
   2     0.000         --          --          --          --          --          REMOVED     --      -0.2000       0.000
1.000       1.000       0.000       0.000       0.000     not available
   3     0.000         --          --          --          --          --          REMOVED     --      -0.4000       0.000
1.000       1.000       0.000       0.000       0.000     not available
   4     0.000         --          --          --          --          --          REMOVED     --      -0.6000       0.000
1.000       1.000       0.000       0.000       0.000     not available
   5     0.000         --          --          --          --          --          REMOVED     --      -0.8000       0.000
1.000       1.000       0.000       0.000       0.000     not available
   6     0.000         --          --          --          --          --          REMOVED     --       -1.000       0.000
1.000       1.000       0.000       0.000       0.000     not available
   7     0.000         --          --          --          --          --          REMOVED     --       -1.200       0.000
1.000       1.000       0.000       0.000       0.000     not available
   8     0.000         --          --          --          --          --          REMOVED     --       -1.400       0.000
1.000       1.000       0.000       0.000       0.000     not available
   9     0.000         --          --          --          --          --          REMOVED     --       -1.600       0.000
1.000       1.000       0.000       0.000       0.000     not available
  10     0.000         --          --          --          --          --          REMOVED     --       -1.800       0.000
1.000       1.000       0.000       0.000       0.000     not available
  11     0.000         --          --          --          --          --          REMOVED     --       -2.000       0.000
1.000       1.000       0.000       0.000       0.000     not available
  12     0.000         --          --          --          --          --          REMOVED     --       -2.200       0.000
1.000       1.000       0.000       0.000       0.000     not available
  13     0.000         --          --          --          --          --          REMOVED     --       -2.400       0.000
1.000       1.000       0.000       0.000       0.000     not available
  14     0.000         --          --          --          --          --          REMOVED     --       -2.600       0.000
1.000       1.000       0.000       0.000       0.000     not available
  15     0.000         --          --          --          --          --          REMOVED     --       -2.800       0.000
1.000       1.000       0.000       0.000       0.000     not available
  16     0.000         --          --          --          --          --          REMOVED     --       -3.000       0.000
1.000       1.000       0.000       0.000       0.000     not available
  17     0.000         --          --          --          --          --          REMOVED     --       -3.200       0.000
1.000       1.000       0.000       0.000       0.000     not available
  18     0.000         --          --          --          --          --          REMOVED     --       -3.400       0.000
1.000       1.000       0.000       0.000       0.000     not available
  19     0.000         --          --          --          --          --          REMOVED     --       -3.600       0.000
1.000       1.000       0.000       0.000       0.000     not available
  20     0.000         --          --          --          --          --          REMOVED     --       -3.800       0.000
1.000       1.000       0.000       0.000       0.000     not available
  21     0.000         --          --          --          --          --          REMOVED     --       -4.000       0.000
1.000       1.000       0.000       0.000       0.000     not available
  22     0.000         --          --          --          --          --          REMOVED     --       -4.200       0.000
1.000       1.000       0.000       0.000       0.000     not available
  23     0.000         --          --          --          --          --          REMOVED     --       -4.400       0.000
1.000       1.000       0.000       0.000       0.000     not available
  24     0.000         --          --          --          --          --          REMOVED     --       -4.600       0.000
1.000       1.000       0.000       0.000       0.000     not available
```

25	0.000	--	--	--	--	--	REMOVED	--	-4.800	0.000	
1.000	1.000	0.000	0.000	0.000	not available						
26	0.000	--	--	--	--	--	REMOVED	--	-5.000	0.000	
1.000	1.000	0.000	0.000	0.000	not available						
27	0.000	--	--	--	--	--	REMOVED	--	-5.200	0.000	
1.000	1.000	0.000	0.000	0.000	not available						
28	0.000	--	--	--	--	--	REMOVED	--	-5.400	0.000	
1.000	1.000	0.000	0.000	0.000	not available						
29	0.000	--	--	--	--	--	REMOVED	--	-5.600	0.000	
1.000	1.000	0.000	0.000	0.000	not available						
30 D	2.980	1.2103E-03	3.200	14.90	92.80	52.82	PASSIVE	0.000	-5.800	0.000	
1.000	1.000	14.90	0.000	0.000	DI2_165_168_L_0						
31 D	5.345	1.2190E-03	6.400	26.72	96.00	54.56	PASSIVE	0.000	-6.000	0.000	
1.000	1.000	26.72	0.000	0.000	DI2_165_168_L_0						
32 D	7.709	1.2253E-03	9.600	38.55	99.20	56.32	PASSIVE	0.000	-6.200	0.000	
1.000	1.000	38.55	0.000	0.000	DI2_165_168_L_0						
33 D	10.07	1.2292E-03	12.80	50.37	102.4	58.07	PASSIVE	0.000	-6.400	0.000	
1.000	1.000	50.37	0.000	0.000	DI2_165_168_L_0						
34 D	12.19	1.2312E-03	16.00	60.97	105.6	60.97	V-C	1.5886E+04	-6.600	0.000	
1.000	1.000	60.97	0.000	0.000	DI2_165_168_L_0						
35 D	12.66	1.2313E-03	19.20	63.28	108.8	63.28	V-C	1.5886E+04	-6.800	0.000	
1.000	1.000	63.28	0.000	0.000	DI2_165_168_L_0						
36 D	13.09	1.2299E-03	22.40	65.45	112.0	65.45	V-C	1.5886E+04	-7.000	0.000	
1.000	1.000	65.45	0.000	0.000	DI2_165_168_L_0						
37 D	13.50	1.2272E-03	25.60	67.51	115.2	67.51	V-C	1.5886E+04	-7.200	0.000	
1.000	1.000	67.51	0.000	0.000	DI2_165_168_L_0						
38 D	13.90	1.2232E-03	28.80	69.48	118.4	69.48	V-C	1.5886E+04	-7.400	0.000	
1.000	1.000	69.48	0.000	0.000	DI2_165_168_L_0						
39 D	14.28	1.2184E-03	32.00	71.38	121.6	71.38	V-C	1.5886E+04	-7.600	0.000	
1.000	1.000	71.38	0.000	0.000	DI2_165_168_L_0						
40 D	14.64	1.2127E-03	35.20	73.21	124.8	73.21	V-C	1.5886E+04	-7.800	0.000	
1.000	1.000	73.21	0.000	0.000	DI2_165_168_L_0						
41 D	15.00	1.2063E-03	38.40	75.00	128.0	75.00	V-C	1.5886E+04	-8.000	0.000	
1.000	1.000	75.00	0.000	0.000	DI2_165_168_L_0						
42 D	15.35	1.1995E-03	41.60	76.74	131.2	76.74	V-C	1.5886E+04	-8.200	0.000	
1.000	1.000	76.74	0.000	0.000	DI2_165_168_L_0						
43 D	15.69	1.1923E-03	44.80	78.45	134.4	78.45	V-C	1.5886E+04	-8.400	0.000	
1.000	1.000	78.45	0.000	0.000	DI2_165_168_L_0						
44 D	16.03	1.1848E-03	48.00	80.14	137.6	80.14	V-C	1.5886E+04	-8.600	0.000	
1.000	1.000	80.14	0.000	0.000	DI2_165_168_L_0						
45 D	16.36	1.1771E-03	51.20	81.81	140.8	81.81	V-C	1.5886E+04	-8.800	0.000	
1.000	1.000	81.81	0.000	0.000	DI2_165_168_L_0						
46 D	16.69	1.1693E-03	54.40	83.46	144.0	83.46	V-C	1.5886E+04	-9.000	0.000	
1.000	1.000	83.46	0.000	0.000	DI2_165_168_L_0						
47 D	17.02	1.1615E-03	57.60	85.10	147.2	85.10	V-C	1.5886E+04	-9.200	0.000	
1.000	1.000	85.10	0.000	0.000	DI2_165_168_L_0						
48 D	13.01	1.1536E-03	60.80	86.73	150.4	86.73	V-C	1.5886E+04	-9.400	0.000	
1.000	1.000	86.73	0.000	0.000	DI2_165_168_L_0						
49 D	4.377	1.1496E-03	62.40	87.54	152.0	87.54	V-C	1.5886E+04	-9.500	0.000	
1.000	1.000	87.54	0.000	0.000	DI2_165_168_L_0						

```
+-----------------------------------------------------------------------------------------------------------------------+
|                  PARATIEPLUS(TM)   NLS ENGINE RELEASE  2018.0    FULL VERSION  *Build date:Nov 13, 2017*              |
|                                                                                                                       |
|                                     NewProject.BaseDesignSection_28.A2M2R1_1213                                       |
|                                 Exe Time : 4 September 2018 18:02:10                                                  |
+-----------------------------------------------------------------------------------------------------------------------+
New Project


S T R E S S   R E S U L T S   F O R   G R O U P   N O.   3

WallElement_33                                                  :
ELEMENT TYPE    2 NO.OF ELEMENTS. IN THIS GROUP   48
C U R R E N T   T I M E   I S     4.0000

 WALL2D ELEMENT

   EL      TA          TB          MA          MB
-----------------------------------------------------
    1 -121.09      121.09    -1.23728E-11 -24.218
    2 -120.62      120.62      24.218     -48.341
    3 -117.42      117.42      48.341     -71.826
    4 -111.29      111.29      71.826     -94.084
    5 -102.58      102.58      94.084     -114.60
    6 -94.031      94.031      114.60     -133.41
    7 -85.690      85.690      133.41     -150.54
    8 -77.584      77.584      150.54     -166.06
    9 -69.719      69.719      166.06     -180.00
   10 -62.091      62.091      180.00     -192.42
   11 -54.689      54.689      192.42     -203.36
   12 -47.494      47.494      203.36     -212.86
   13 -40.486      40.486      212.86     -220.96
   14 -33.642      33.642      220.96     -227.68
   15 -26.936      26.936      227.68     -233.07
   16 -20.343      20.343      233.07     -237.14
   17 -13.836      13.836      237.14     -239.91
   18 -7.3885      7.3885      239.91     -241.39
   19-0.97432     0.97432      241.39     -241.58
   20  5.4331     -5.4331      241.58     -240.49
   21  11.859     -11.859      240.49     -238.12
   22  18.448     -18.448      238.12     -234.43
   23  25.324     -25.324      234.43     -229.37
   24  32.453     -32.453      229.37     -222.88
   25  39.821     -39.821      222.88     -214.91
   26  46.490     -46.490      214.91     -205.61
   27  53.376     -53.376      205.61     -194.94
   28  60.482     -60.482      194.94     -182.84
   29  67.808     -67.808      182.84     -169.28
   30  72.375     -72.375      169.28     -154.81
   31  74.800     -74.800      154.81     -139.85
   32  75.083     -75.083      139.85     -124.83
   33  73.225     -73.225      124.83     -110.18
   34  69.471     -69.471      110.18     -96.291
   35  65.481     -65.481      96.291     -83.194
   36  61.284     -61.284      83.194     -70.938
   37  56.901     -56.901      70.938     -59.557
   38  52.351     -52.351      59.557     -49.087
   39  47.649     -47.649      49.087     -39.557
   40  42.809     -42.809      39.557     -30.996
   41  37.841     -37.841      30.996     -23.427
   42  32.753     -32.753      23.427     -16.877
   43  27.552     -27.552      16.877     -11.366
   44  22.244     -22.244      11.366     -6.9176
   45  16.833     -16.833      6.9176     -3.5510
   46  11.322     -11.322      3.5510     -1.2866
   47  5.7143     -5.7143      1.2866    -0.14374
   48  1.4374     -1.4374     0.14374    -8.37961E-11
```

```
+-------------------------------------------------------------------------------------------------------------------------------+
|                   PARATIEPLUS(TM)   NLS ENGINE RELEASE  2018.0    FULL VERSION  *Build date:Nov 13, 2017*                    |
|                                                                                                                               |
|                                     NewProject.BaseDesignSection_28.A2M2R1_1213                                               |
|                                  Exe Time : 4 September 2018 18:02:10                                                         |
+-------------------------------------------------------------------------------------------------------------------------------+
New Project


S T R E S S    R E S U L T S    F O R    G R O U P    N O.    4

Tieback_175                                                  :
ELEMENT TYPE    6 NO.OF ELEMENTS. IN THIS GROUP    1
C U R R E N T    T I M E    I S      4.0000

 POST-TENSION 2D-BOUNDARY ELEMENT

         EL    FORCE          d0          EDISPL     pl. eps          K     -ve limit   +ve limit
-------------------------------------------------------------------------------------------------------
 ANCHOR    1   139.82     -1.34880E-03 -5.64713E-04   0.0000       1689.0       0.0000       0.0000     ELASTIC  ORIGINAL
YOUNG MODULUS

 ITER     0 RNORM = 0.000     RMNORM= 0.000
             RINORM=0.3662E+06 RIMNOR=0.2404E+07
             RENORM= 16.23     REMNOR=0.4051E-19 RATIO =0.6657E-02 TOLER =0.1000E-03  NOT CONVERGED
             RFMAX = 121.1     RMMAX = 241.6
             RTSMAL=0.1000E-02 RMSMAL=0.1000E-02
             RDT   =0.3662E+06 RDR   =0.2404E+07
             RATIOT=0.6657E-02 RATIOR= 0.000
             MAX UN=0.8580E-09 IEQ=    45 NODE     23 DOF   1  Y-DISPL.F
             MIN UN=-1.501     IEQ=    59 NODE     30 DOF   1  Y-DISPL.F
             NO. OF CONTACT CONSTRAINT VIOLATIONS     0


 ITER     2 RNORM = 0.000     RMNORM= 0.000
             RINORM=0.3662E+06 RIMNOR=0.2404E+07
             RENORM=0.5717E-02 REMNOR=0.4020E-19 RATIO =0.1249E-03 TOLER =0.1000E-03  NOT CONVERGED
             RFMAX = 121.1     RMMAX = 241.6
             RTSMAL=0.1000E-02 RMSMAL=0.1000E-02
             RDT   =0.3662E+06 RDR   =0.2404E+07
             RATIOT=0.1249E-03 RATIOR= 0.000
             MAX UN=0.2468E-08 IEQ=    95 NODE     48 DOF   1  Y-DISPL.F
             MIN UN=-.7561E-01 IEQ=    53 NODE     27 DOF   1  Y-DISPL.F
             NO. OF CONTACT CONSTRAINT VIOLATIONS     0


 ITER     3 RNORM = 0.000     RMNORM= 0.000
             RINORM=0.3662E+06 RIMNOR=0.2404E+07
             RENORM=0.3023E-06 REMNOR=0.4069E-19 RATIO =0.9086E-06 TOLER =0.1000E-03      CONVERGED !
             RFMAX = 121.1     RMMAX = 241.6
             RTSMAL=0.1000E-02 RMSMAL=0.1000E-02
             RDT   =0.3662E+06 RDR   =0.2404E+07
             RATIOT=0.9086E-06 RATIOR= 0.000
             MAX UN=0.5498E-03 IEQ=     1 NODE      1 DOF   1  Y-DISPL.F
             MIN UN=-.9706E-09 IEQ=    83 NODE     42 DOF   1  Y-DISPL.F
             NO. OF CONTACT CONSTRAINT VIOLATIONS     0
```

```
+-------------------------------------------------------------------------------------------------------------------------+
|                   PARATIEPLUS(TM)   NLS ENGINE RELEASE  2018.0    FULL VERSION  *Build date:Nov 13, 2017*              |
|                                                                                                                         |
|                                      NewProject.BaseDesignSection_28.A2M2R1_1213                                        |
|                                   Exe Time : 4 September 2018 18:02:10                                                  |
+-------------------------------------------------------------------------------------------------------------------------+
New Project
SOLUTION REACHED USING     3 ITERATIONS ON   40

P R I N T   O U T   F O R   T I M E   S T E P    5     ( AT TIME   5.000     )

PRINT OUT OF ACTIVE COMPONENTS (FIXED NODES ARE NOT PRINTED OUT)

          Y-DISPL.F        X-ROT. F
            (02)             (04)           (
    1  -5.0194000E-04   4.6637820E-04
    2  -4.0872988E-04   4.6539542E-04
    3  -3.1591263E-04   4.6245066E-04
    4  -2.2387845E-04   4.5757332E-04
    5  -1.3300711E-04   4.5083884E-04
    6  -4.3658705E-05   4.4236752E-04
    7   4.3833436E-05   4.3229932E-04
    8   1.2916370E-04   4.2077133E-04
    9   2.1205356E-04   4.0791715E-04
   10   2.9225081E-04   3.9386661E-04
   11   3.6952885E-04   3.7874575E-04
   12   4.4368591E-04   3.6267696E-04
   13   5.1454437E-04   3.4577922E-04
   14   5.8195006E-04   3.2816838E-04
   15   6.4577172E-04   3.0995757E-04
   16   7.0590047E-04   2.9125757E-04
   17   7.6224966E-04   2.7217710E-04
   18   8.1475340E-04   2.5282367E-04
   19   8.6336801E-04   2.3330341E-04
   20   9.0807068E-04   2.1372191E-04
   21   9.4885952E-04   1.9418460E-04
   22   9.8575428E-04   1.7479683E-04
   23   1.0187954E-03   1.5566581E-04
   24   1.0480451E-03   1.3690241E-04
   25   1.0735885E-03   1.1862196E-04
   26   1.0955341E-03   1.0094390E-04
   27   1.1140140E-03   8.3985432E-05
   28   1.1291837E-03   6.7861121E-05
   29   1.1412218E-03   5.2687673E-05
   30   1.1503299E-03   3.8581107E-05
   31   1.1567312E-03   2.5628959E-05
   32   1.1606614E-03   1.3875867E-05
   33   1.1623624E-03   3.3352286E-06
   34   1.1620751E-03  -6.0117723E-06
   35   1.1600340E-03  -1.4214028E-05
   36   1.1564615E-03  -2.1335784E-05
   37   1.1515672E-03  -2.7444501E-05
   38   1.1455466E-03  -3.2610565E-05
   39   1.1385810E-03  -3.6906779E-05
   40   1.1308369E-03  -4.0408215E-05
   41   1.1224655E-03  -4.3191959E-05
   42   1.1136027E-03  -4.5336924E-05
   43   1.1043680E-03  -4.6923703E-05
   44   1.0948649E-03  -4.8034438E-05
   45   1.0851804E-03  -4.8752727E-05
   46   1.0753844E-03  -4.9163549E-05
   47   1.0655298E-03  -4.9353192E-05
   48   1.0556520E-03  -4.9409209E-05
   49   1.0507107E-03  -4.9412021E-05
```

```
+-------------------------------------------------------------------------------------------------------------------------------+
|                   PARATIEPLUS(TM)   NLS ENGINE RELEASE  2018.0    FULL VERSION  *Build date:Nov 13, 2017*                    |
|                                                                                                                               |
|                                     NewProject.BaseDesignSection_28.A2M2R1_1213                                               |
|                                  Exe Time : 4 September 2018 18:02:10                                                         |
+-------------------------------------------------------------------------------------------------------------------------------+
New Project


S T R E S S   R E S U L T S   F O R   G R O U P   N O.   1

0_L                                                              :
ELEMENT TYPE    5 NO.OF ELEMENTS. IN THIS GROUP   49
C U R R E N T   T I M E   I S      5.0000

 HARDENING 2D SOIL ELEMENT

 ****** TOTAL STRESS FORMULATION *****

  EL *   FORCE     DISPL-Y  VERTICAL-P  HORIZON.-P     MAX-V-P     MAX-H-P           STATE   STIFFNESS Z-LEVEL      PORE
E FACTOR    UFACTOR       Peq           Su_a         Su_p     LAYER
 ------------------------------------------------------------------------------------------------------------------------------
-------------------------------------------------------------------------------------------
   1 D  3.4973E-03  5.0194E-04  7.2068E-02  3.4973E-02  7.2068E-02   2.426          UL-RL  1.1849E+04   0.000       0.000
1.000       1.000      3.4973E-02   0.000       0.000     DI1_164_167_L_0
   2 D  0.4444      4.0873E-04   3.330       2.222       3.330       13.26          UL-RL  1.1849E+04 -0.2000       0.000
1.000       1.000       2.222       0.000       0.000     DI1_164_167_L_0
   3 D   3.176      3.1591E-04   6.798       15.88       6.798       27.08          UL-RL  1.1849E+04 -0.4000       0.000
1.000       1.000       15.88       0.000       0.000     DI1_164_167_L_0
   4 D   6.122      2.2388E-04   10.54       30.61       10.54       41.96          UL-RL  1.1849E+04 -0.6000       0.000
1.000       1.000       30.61       0.000       0.000     DI1_164_167_L_0
   5 D   8.700      1.3301E-04   14.47       43.50       14.47       55.01          UL-RL  1.1849E+04 -0.8000       0.000
1.000       1.000       43.50       0.000       0.000     DI1_164_167_L_0
   6 D   8.548      4.3659E-05   18.48       42.74       18.48       54.40          UL-RL  1.1849E+04  -1.000       0.000
1.000       1.000       42.74       0.000       0.000     DI1_164_167_L_0
   7 D   8.345     -4.3833E-05   22.49       41.73       22.49       53.54          UL-RL  1.1849E+04  -1.200       0.000
1.000       1.000       41.73       0.000       0.000     DI1_164_167_L_0
   8 D   8.117     -1.2916E-04   26.80       40.59       26.80       52.56          UL-RL  1.1849E+04  -1.400       0.000
1.000       1.000       40.59       0.000       0.000     DI1_164_167_L_0
   9 D   7.882     -2.1205E-04   31.47       39.41       31.47       51.53          UL-RL  1.1849E+04  -1.600       0.000
1.000       1.000       39.41       0.000       0.000     DI1_164_167_L_0
  10 D   7.650     -2.9225E-04   35.63       38.25       35.63       50.52          UL-RL  1.1849E+04  -1.800       0.000
1.000       1.000       38.25       0.000       0.000     DI1_164_167_L_0
  11 D   7.431     -3.6953E-04   39.87       37.16       39.87       49.57          UL-RL  1.1849E+04  -2.000       0.000
1.000       1.000       37.16       0.000       0.000     DI1_164_167_L_0
  12 D   7.229     -4.4369E-04   43.96       36.15       43.96       48.70          UL-RL  1.1849E+04  -2.200       0.000
1.000       1.000       36.15       0.000       0.000     DI1_164_167_L_0
  13 D   7.049     -5.1454E-04   47.74       35.24       47.74       47.93          UL-RL  1.1849E+04  -2.400       0.000
1.000       1.000       35.24       0.000       0.000     DI1_164_167_L_0
  14 D   6.891     -5.8195E-04   51.62       34.46       51.62       47.27          UL-RL  1.1849E+04  -2.600       0.000
1.000       1.000       34.46       0.000       0.000     DI1_164_167_L_0
  15 D   6.759     -6.4577E-04   55.43       33.79       55.43       46.73          UL-RL  1.1849E+04  -2.800       0.000
1.000       1.000       33.79       0.000       0.000     DI1_164_167_L_0
  16 D   6.652     -7.0590E-04   59.17       33.26       59.17       46.31          UL-RL  1.1849E+04  -3.000       0.000
1.000       1.000       33.26       0.000       0.000     DI1_164_167_L_0
  17 D   6.572     -7.6225E-04   62.72       32.86       62.72       46.01          UL-RL  1.1849E+04  -3.200       0.000
1.000       1.000       32.86       0.000       0.000     DI1_164_167_L_0
  18 D   6.518     -8.1475E-04   66.38       32.59       66.38       45.84          UL-RL  1.1849E+04  -3.400       0.000
1.000       1.000       32.59       0.000       0.000     DI1_164_167_L_0
  19 D   6.491     -8.6337E-04   69.99       32.46       69.99       45.79          UL-RL  1.1849E+04  -3.600       0.000
1.000       1.000       32.46       0.000       0.000     DI1_164_167_L_0
  20 D   6.490     -9.0807E-04   73.57       32.45       73.57       45.87          UL-RL  1.1849E+04  -3.800       0.000
1.000       1.000       32.45       0.000       0.000     DI1_164_167_L_0
  21 D   6.515     -9.4886E-04   77.01       32.58       77.01       46.05          UL-RL  1.1849E+04  -4.000       0.000
1.000       1.000       32.58       0.000       0.000     DI1_164_167_L_0
  22 D   6.684     -9.8575E-04   80.55       33.42       80.55       46.35          UL-RL  1.1849E+04  -4.200       0.000
1.000       1.000       33.42       0.000       0.000     DI1_164_167_L_0
  23 D   6.977     -1.0188E-03   84.06       34.88       84.06       46.76          UL-RL  1.1849E+04  -4.400       0.000
1.000       1.000       34.88       0.000       0.000     DI1_164_167_L_0
  24 D   7.236     -1.0480E-03   87.15       36.18       87.15       47.28          UL-RL  1.1849E+04  -4.600       0.000
1.000       1.000       36.18       0.000       0.000     DI1_164_167_L_0
```

```
  25 D   7.481     -1.0736E-03   90.07       37.40       90.07       47.89          UL-RL  1.1849E+04  -4.800       0.000
1.000       1.000       37.40       0.000       0.000     DI1_164_167_L_0
  26 D   6.953     -1.0955E-03   93.00       34.76       93.00       51.12          UL-RL  2.8282E+04  -5.000       0.000
1.000       1.000       34.76       0.000       0.000     DI2_165_168_L_0
  27 D   7.185     -1.1140E-03   95.95       35.92       95.95       50.94          UL-RL  2.8282E+04  -5.200       0.000
1.000       1.000       35.92       0.000       0.000     DI2_165_168_L_0
  28 D   7.418     -1.1292E-03   98.92       37.09       98.92       50.94          UL-RL  2.8282E+04  -5.400       0.000
1.000       1.000       37.09       0.000       0.000     DI2_165_168_L_0
  29 D   7.651     -1.1412E-03   101.9       38.26       101.9       51.30          UL-RL  2.8282E+04  -5.600       0.000
1.000       1.000       38.26       0.000       0.000     DI2_165_168_L_0
  30 D   7.886     -1.1503E-03   104.9       39.43       104.9       52.82          UL-RL  2.8282E+04  -5.800       0.000
1.000       1.000       39.43       0.000       0.000     DI2_165_168_L_0
  31 D   8.122     -1.1567E-03   107.9       40.61       107.9       54.34          UL-RL  2.8282E+04  -6.000       0.000
1.000       1.000       40.61       0.000       0.000     DI2_165_168_L_0
  32 D   8.358     -1.1607E-03   110.9       41.79       110.9       55.87          UL-RL  2.8282E+04  -6.200       0.000
1.000       1.000       41.79       0.000       0.000     DI2_165_168_L_0
  33 D   8.595     -1.1624E-03   114.0       42.97       114.0       57.41          UL-RL  2.8282E+04  -6.400       0.000
1.000       1.000       42.97       0.000       0.000     DI2_165_168_L_0
  34 D   8.832     -1.1621E-03   117.0       44.16       117.0       58.94          UL-RL  2.8282E+04  -6.600       0.000
1.000       1.000       44.16       0.000       0.000     DI2_165_168_L_0
  35 D   9.070     -1.1600E-03   120.1       45.35       120.1       60.48          UL-RL  2.8282E+04  -6.800       0.000
1.000       1.000       45.35       0.000       0.000     DI2_165_168_L_0
  36 D   9.308     -1.1565E-03   123.1       46.54       123.1       62.02          UL-RL  2.8282E+04  -7.000       0.000
1.000       1.000       46.54       0.000       0.000     DI2_165_168_L_0
  37 D   9.547     -1.1516E-03   126.2       47.73       126.2       63.57          UL-RL  2.8282E+04  -7.200       0.000
1.000       1.000       47.73       0.000       0.000     DI2_165_168_L_0
  38 D   9.786     -1.1455E-03   129.3       48.93       129.3       65.11          UL-RL  2.8282E+04  -7.400       0.000
1.000       1.000       48.93       0.000       0.000     DI2_165_168_L_0
  39 D   10.03     -1.1386E-03   132.4       50.13       132.4       66.66          UL-RL  2.8282E+04  -7.600       0.000
1.000       1.000       50.13       0.000       0.000     DI2_165_168_L_0
  40 D   10.27     -1.1308E-03   135.5       51.33       135.5       68.21          UL-RL  2.8282E+04  -7.800       0.000
1.000       1.000       51.33       0.000       0.000     DI2_165_168_L_0
  41 D   10.51     -1.1225E-03   138.6       52.53       138.6       69.76          UL-RL  2.8282E+04  -8.000       0.000
1.000       1.000       52.53       0.000       0.000     DI2_165_168_L_0
  42 D   10.75     -1.1136E-03   141.7       53.73       141.7       71.31          UL-RL  2.8282E+04  -8.200       0.000
1.000       1.000       53.73       0.000       0.000     DI2_165_168_L_0
  43 D   10.99     -1.1044E-03   144.8       54.94       144.8       72.87          UL-RL  2.8282E+04  -8.400       0.000
1.000       1.000       54.94       0.000       0.000     DI2_165_168_L_0
  44 D   11.23     -1.0949E-03   147.9       56.14       147.9       74.42          UL-RL  2.8282E+04  -8.600       0.000
1.000       1.000       56.14       0.000       0.000     DI2_165_168_L_0
  45 D   11.47     -1.0852E-03   151.0       57.35       151.0       75.97          UL-RL  2.8282E+04  -8.800       0.000
1.000       1.000       57.35       0.000       0.000     DI2_165_168_L_0
  46 D   11.71     -1.0754E-03   154.1       58.56       154.1       77.53          UL-RL  2.8282E+04  -9.000       0.000
1.000       1.000       58.56       0.000       0.000     DI2_165_168_L_0
  47 D   11.95     -1.0655E-03   157.3       59.77       157.3       79.08          UL-RL  2.8282E+04  -9.200       0.000
1.000       1.000       59.77       0.000       0.000     DI2_165_168_L_0
  48 D   9.148     -1.0557E-03   160.4       60.99       160.4       80.63          UL-RL  2.8282E+04  -9.400       0.000
1.000       1.000       60.99       0.000       0.000     DI2_165_168_L_0
  49 D   3.080     -1.0507E-03   162.0       61.59       162.0       81.41          UL-RL  2.8282E+04  -9.500       0.000
1.000       1.000       61.59       0.000       0.000     DI2_165_168_L_0
```

```
+-----------------------------------------------------------------------------------------------------------------------+
|                  PARATIEPLUS(TM)   NLS ENGINE RELEASE  2018.0    FULL VERSION  *Build date:Nov 13, 2017*              |
|                                                                                                                       |
|                                     NewProject.BaseDesignSection_28.A2M2R1_1213                                       |
|                                 Exe Time : 4 September 2018 18:02:10                                                  |
+-----------------------------------------------------------------------------------------------------------------------+
New Project


S T R E S S   R E S U L T S   F O R   G R O U P   N O.   2

0_R                                                                  :
ELEMENT TYPE    5 NO.OF ELEMENTS. IN THIS GROUP   49
C U R R E N T   T I M E   I S     5.0000

 HARDENING 2D SOIL ELEMENT

 ****** TOTAL STRESS FORMULATION *****

 EL *   FORCE     DISPL-Y  VERTICAL-P  HORIZON.-P     MAX-V-P     MAX-H-P          STATE   STIFFNESS Z-LEVEL      PORE
E FACTOR    UFACTOR       Peq          Su_a        Su_p     LAYER
 ---------------------------------------------------------------------------------------------------------------------------
-----------------------------------------------------------------------------------------------
   1     0.000         --          --          --          --          --          REMOVED     --        0.000       0.000
1.000       1.000       0.000       0.000       0.000     not available
   2     0.000         --          --          --          --          --          REMOVED     --      -0.2000       0.000
1.000       1.000       0.000       0.000       0.000     not available
   3     0.000         --          --          --          --          --          REMOVED     --      -0.4000       0.000
1.000       1.000       0.000       0.000       0.000     not available
   4     0.000         --          --          --          --          --          REMOVED     --      -0.6000       0.000
1.000       1.000       0.000       0.000       0.000     not available
   5     0.000         --          --          --          --          --          REMOVED     --      -0.8000       0.000
1.000       1.000       0.000       0.000       0.000     not available
   6     0.000         --          --          --          --          --          REMOVED     --       -1.000       0.000
1.000       1.000       0.000       0.000       0.000     not available
   7     0.000         --          --          --          --          --          REMOVED     --       -1.200       0.000
1.000       1.000       0.000       0.000       0.000     not available
   8     0.000         --          --          --          --          --          REMOVED     --       -1.400       0.000
1.000       1.000       0.000       0.000       0.000     not available
   9     0.000         --          --          --          --          --          REMOVED     --       -1.600       0.000
1.000       1.000       0.000       0.000       0.000     not available
  10     0.000         --          --          --          --          --          REMOVED     --       -1.800       0.000
1.000       1.000       0.000       0.000       0.000     not available
  11     0.000         --          --          --          --          --          REMOVED     --       -2.000       0.000
1.000       1.000       0.000       0.000       0.000     not available
  12     0.000         --          --          --          --          --          REMOVED     --       -2.200       0.000
1.000       1.000       0.000       0.000       0.000     not available
  13     0.000         --          --          --          --          --          REMOVED     --       -2.400       0.000
1.000       1.000       0.000       0.000       0.000     not available
  14     0.000         --          --          --          --          --          REMOVED     --       -2.600       0.000
1.000       1.000       0.000       0.000       0.000     not available
  15     0.000         --          --          --          --          --          REMOVED     --       -2.800       0.000
1.000       1.000       0.000       0.000       0.000     not available
  16     0.000         --          --          --          --          --          REMOVED     --       -3.000       0.000
1.000       1.000       0.000       0.000       0.000     not available
  17     0.000         --          --          --          --          --          REMOVED     --       -3.200       0.000
1.000       1.000       0.000       0.000       0.000     not available
  18     0.000         --          --          --          --          --          REMOVED     --       -3.400       0.000
1.000       1.000       0.000       0.000       0.000     not available
  19     0.000         --          --          --          --          --          REMOVED     --       -3.600       0.000
1.000       1.000       0.000       0.000       0.000     not available
  20     0.000         --          --          --          --          --          REMOVED     --       -3.800       0.000
1.000       1.000       0.000       0.000       0.000     not available
  21     0.000         --          --          --          --          --          REMOVED     --       -4.000       0.000
1.000       1.000       0.000       0.000       0.000     not available
  22     0.000         --          --          --          --          --          REMOVED     --       -4.200       0.000
1.000       1.000       0.000       0.000       0.000     not available
  23     0.000         --          --          --          --          --          REMOVED     --       -4.400       0.000
1.000       1.000       0.000       0.000       0.000     not available
  24     0.000         --          --          --          --          --          REMOVED     --       -4.600       0.000
1.000       1.000       0.000       0.000       0.000     not available
```

25	0.000	--	--	--	--	--	REMOVED	--	-4.800	0.000		
1.000	1.000	0.000	0.000	0.000	not available							
26	0.000	--	--	--	--	--	REMOVED	--	-5.000	0.000		
1.000	1.000	0.000	0.000	0.000	not available							
27 D	0.000	1.1140E-03	1.600	0.000	1.600	0.8000	ACTIVE	0.000	-5.200	0.000		
1.000	1.000	0.000	0.000	0.000	DI2_165_168_L_0							
28 D	0.2316	1.1292E-03	4.800	1.158	4.800	2.400	UL-RL	2.2529E+04	-5.400	0.000		
1.000	1.000	1.158	0.000	0.000	DI2_165_168_L_0							
29 D	0.5407	1.1412E-03	8.000	2.704	8.000	4.000	UL-RL	2.2529E+04	-5.600	0.000		
1.000	1.000	2.704	0.000	0.000	DI2_165_168_L_0							
30 D	4.210	1.1503E-03	11.20	21.05	92.80	52.82	UL-RL	2.2529E+04	-5.800	0.000		
1.000	1.000	21.05	0.000	0.000	DI2_165_168_L_0							
31 D	6.303	1.1567E-03	14.40	31.52	96.00	54.56	UL-RL	2.2529E+04	-6.000	0.000		
1.000	1.000	31.52	0.000	0.000	DI2_165_168_L_0							
32 D	8.511	1.1607E-03	17.60	42.55	99.20	56.32	UL-RL	2.2529E+04	-6.200	0.000		
1.000	1.000	42.55	0.000	0.000	DI2_165_168_L_0							
33 D	10.77	1.1624E-03	20.80	53.84	102.4	58.07	UL-RL	2.2529E+04	-6.400	0.000		
1.000	1.000	53.84	0.000	0.000	DI2_165_168_L_0							
34 D	12.68	1.1621E-03	24.00	63.42	105.6	64.97	UL-RL	2.2529E+04	-6.600	0.000		
1.000	1.000	63.42	0.000	0.000	DI2_165_168_L_0							
35 D	13.13	1.1600E-03	27.20	65.67	108.8	67.28	UL-RL	2.2529E+04	-6.800	0.000		
1.000	1.000	65.67	0.000	0.000	DI2_165_168_L_0							
36 D	13.56	1.1565E-03	30.40	67.80	112.0	69.45	UL-RL	2.2529E+04	-7.000	0.000		
1.000	1.000	67.80	0.000	0.000	DI2_165_168_L_0							
37 D	13.96	1.1516E-03	33.60	69.81	115.2	71.51	UL-RL	2.2529E+04	-7.200	0.000		
1.000	1.000	69.81	0.000	0.000	DI2_165_168_L_0							
38 D	14.35	1.1455E-03	36.80	71.73	118.4	73.48	UL-RL	2.2529E+04	-7.400	0.000		
1.000	1.000	71.73	0.000	0.000	DI2_165_168_L_0							
39 D	14.72	1.1386E-03	40.00	73.58	121.6	75.38	UL-RL	2.2529E+04	-7.600	0.000		
1.000	1.000	73.58	0.000	0.000	DI2_165_168_L_0							
40 D	15.07	1.1308E-03	43.20	75.37	124.8	77.21	UL-RL	2.2529E+04	-7.800	0.000		
1.000	1.000	75.37	0.000	0.000	DI2_165_168_L_0							
41 D	15.42	1.1225E-03	46.40	77.11	128.0	79.00	UL-RL	2.2529E+04	-8.000	0.000		
1.000	1.000	77.11	0.000	0.000	DI2_165_168_L_0							
42 D	15.76	1.1136E-03	49.60	78.81	131.2	80.74	UL-RL	2.2529E+04	-8.200	0.000		
1.000	1.000	78.81	0.000	0.000	DI2_165_168_L_0							
43 D	16.09	1.1044E-03	52.80	80.47	134.4	82.45	UL-RL	2.2529E+04	-8.400	0.000		
1.000	1.000	80.47	0.000	0.000	DI2_165_168_L_0							
44 D	16.42	1.0949E-03	56.00	82.12	137.6	84.14	UL-RL	2.2529E+04	-8.600	0.000		
1.000	1.000	82.12	0.000	0.000	DI2_165_168_L_0							
45 D	16.75	1.0852E-03	59.20	83.74	140.8	85.81	UL-RL	2.2529E+04	-8.800	0.000		
1.000	1.000	83.74	0.000	0.000	DI2_165_168_L_0							
46 D	17.07	1.0754E-03	62.40	85.34	144.0	87.46	UL-RL	2.2529E+04	-9.000	0.000		
1.000	1.000	85.34	0.000	0.000	DI2_165_168_L_0							
47 D	17.39	1.0655E-03	65.60	86.94	147.2	89.10	UL-RL	2.2529E+04	-9.200	0.000		
1.000	1.000	86.94	0.000	0.000	DI2_165_168_L_0							
48 D	13.28	1.0557E-03	68.80	88.52	150.4	90.73	UL-RL	2.2529E+04	-9.400	0.000		
1.000	1.000	88.52	0.000	0.000	DI2_165_168_L_0							
49 D	4.466	1.0507E-03	70.40	89.31	152.0	91.54	UL-RL	2.2529E+04	-9.500	0.000		
1.000	1.000	89.31	0.000	0.000	DI2_165_168_L_0							

```
+-------------------------------------------------------------------------------------------------------------------------+
|                   PARATIEPLUS(TM)   NLS ENGINE RELEASE  2018.0    FULL VERSION  *Build date:Nov 13, 2017*              |
|                                                                                                                         |
|                                      NewProject.BaseDesignSection_28.A2M2R1_1213                                        |
|                                    Exe Time : 4 September 2018 18:02:10                                                 |
+-------------------------------------------------------------------------------------------------------------------------+
New Project


S T R E S S   R E S U L T S   F O R   G R O U P   N O.   3

WallElement_33                                                :
ELEMENT TYPE    2 NO.OF ELEMENTS. IN THIS GROUP   48
C U R R E N T   T I M E   I S     5.0000

 WALL2D ELEMENT

   EL      TA          TB          MA          MB
-------------------------------------------------------
    1 -121.11      121.11     1.30672E-11 -24.221
    2 -120.66      120.66      24.221     -48.353
    3 -117.48      117.48      48.353     -71.850
    4 -111.36      111.36      71.850     -94.123
    5 -102.66      102.66      94.123     -114.66
    6 -94.115      94.115      114.66     -133.48
    7 -85.770      85.770      133.48     -150.63
    8 -77.652      77.652      150.63     -166.16
    9 -69.771      69.771      166.16     -180.12
   10 -62.121      62.121      180.12     -192.54
   11 -54.689      54.689      192.54     -203.48
   12 -47.460      47.460      203.48     -212.97
   13 -40.412      40.412      212.97     -221.05
   14 -33.520      33.520      221.05     -227.76
   15 -26.762      26.762      227.76     -233.11
   16 -20.110      20.110      233.11     -237.13
   17 -13.538      13.538      237.13     -239.84
   18 -7.0195      7.0195      239.84     -241.24
   19-0.52828     0.52828      241.24     -241.35
   20  5.9622     -5.9622      241.35     -240.16
   21  12.478     -12.478      240.16     -237.66
   22  19.161     -19.161      237.66     -233.83
   23  26.138     -26.138      233.83     -228.60
   24  33.375     -33.375      228.60     -221.93
   25  40.855     -40.855      221.93     -213.75
   26  47.808     -47.808      213.75     -204.19
   27  54.993     -54.993      204.19     -193.19
   28  62.179     -62.179      193.19     -180.76
   29  69.289     -69.289      180.76     -166.90
   30  72.965     -72.965      166.90     -152.31
   31  74.783     -74.783      152.31     -137.35
   32  74.630     -74.630      137.35     -122.43
   33  72.457     -72.457      122.43     -107.93
   34  68.606     -68.606      107.93     -94.213
   35  64.540     -64.540      94.213     -81.305
   36  60.289     -60.289      81.305     -69.247
   37  55.874     -55.874      69.247     -58.072
   38  51.314     -51.314      58.072     -47.809
   39  46.623     -46.623      47.809     -38.485
   40  41.815     -41.815      38.485     -30.122
   41  36.899     -36.899      30.122     -22.742
   42  31.884     -31.884      22.742     -16.365
   43  26.777     -26.777      16.365     -11.010
   44  21.583     -21.583      11.010     -6.6930
   45  16.306     -16.306      6.6930     -3.4318
   46  10.950     -10.950      3.4318     -1.2419
   47  5.5167     -5.5167      1.2419     -0.13861
   48  1.3860     -1.3860     0.13861      5.38432E-11
```

```
+-------------------------------------------------------------------------------------------------------------------------------+
|                   PARATIEPLUS(TM)   NLS ENGINE RELEASE  2018.0    FULL VERSION  *Build date:Nov 13, 2017*                    |
|                                                                                                                               |
|                                     NewProject.BaseDesignSection_28.A2M2R1_1213                                               |
|                                  Exe Time : 4 September 2018 18:02:10                                                         |
+-------------------------------------------------------------------------------------------------------------------------------+
New Project


S T R E S S    R E S U L T S    F O R    G R O U P    N O.    4

Tieback_175                                                 :
ELEMENT TYPE    6 NO.OF ELEMENTS. IN THIS GROUP    1
C U R R E N T    T I M E    I S      5.0000

 POST-TENSION 2D-BOUNDARY ELEMENT

         EL    FORCE          d0          EDISPL     pl. eps          K     -ve limit   +ve limit
-------------------------------------------------------------------------------------------------------
 ANCHOR    1   139.84     -1.34880E-03 -5.53213E-04   0.0000       1689.0       0.0000       0.0000     ELASTIC  ORIGINAL
YOUNG MODULUS

 ITER     0 RNORM = 0.000     RMNORM= 0.000
             RINORM=0.3660E+06 RIMNOR=0.2387E+07
             RENORM=0.3023E-06 REMNOR=0.4069E-19 RATIO =0.9087E-06 TOLER =0.1000E-03      CONVERGED !
             RFMAX = 121.1     RMMAX = 241.3
             RTSMAL=0.1000E-02 RMSMAL=0.1000E-02
             RDT   =0.3660E+06 RDR   =0.2387E+07
             RATIOT=0.9087E-06 RATIOR= 0.000
             MAX UN=0.5498E-03 IEQ=     1 NODE      1 DOF   1  Y-DISPL.F
             MIN UN=-.9706E-09 IEQ=    83 NODE     42 DOF   1  Y-DISPL.F
             NO. OF CONTACT CONSTRAINT VIOLATIONS     0


 ITER     1 RNORM = 0.000     RMNORM= 0.000
             RINORM=0.3660E+06 RIMNOR=0.2387E+07
             RENORM=0.3419E-16 REMNOR=0.8040E-19 RATIO =0.9665E-11 TOLER =0.1000E-03      CONVERGED !
             RFMAX = 121.1     RMMAX = 241.3
             RTSMAL=0.1000E-02 RMSMAL=0.1000E-02
             RDT   =0.3660E+06 RDR   =0.2387E+07
             RATIOT=0.9665E-11 RATIOR= 0.000
             MAX UN=0.3346E-08 IEQ=    97 NODE     49 DOF   1  Y-DISPL.F
             MIN UN=-.3564E-08 IEQ=    95 NODE     48 DOF   1  Y-DISPL.F
             NO. OF CONTACT CONSTRAINT VIOLATIONS     0


 ITER     2 RNORM = 0.000     RMNORM= 0.000
             RINORM=0.3660E+06 RIMNOR=0.2387E+07
             RENORM=0.2125E-16 REMNOR=0.6849E-19 RATIO =0.7620E-11 TOLER =0.1000E-03      CONVERGED !
             RFMAX = 121.1     RMMAX = 241.3
             RTSMAL=0.1000E-02 RMSMAL=0.1000E-02
             RDT   =0.3660E+06 RDR   =0.2387E+07
             RATIOT=0.7620E-11 RATIOR= 0.000
             MAX UN=0.2638E-08 IEQ=    95 NODE     48 DOF   1  Y-DISPL.F
             MIN UN=-.2786E-08 IEQ=    97 NODE     49 DOF   1  Y-DISPL.F
             NO. OF CONTACT CONSTRAINT VIOLATIONS     0
```

```
+-------------------------------------------------------------------------------------------------------------------------+
|                   PARATIEPLUS(TM)   NLS ENGINE RELEASE  2018.0    FULL VERSION  *Build date:Nov 13, 2017*              |
|                                                                                                                         |
|                                      NewProject.BaseDesignSection_28.A2M2R1_1213                                        |
|                                   Exe Time : 4 September 2018 18:02:10                                                  |
+-------------------------------------------------------------------------------------------------------------------------+
New Project
SOLUTION REACHED USING     2 ITERATIONS ON   40

P R I N T   O U T   F O R   T I M E   S T E P    6     ( AT TIME   6.000     )

PRINT OUT OF ACTIVE COMPONENTS (FIXED NODES ARE NOT PRINTED OUT)

          Y-DISPL.F        X-ROT. F
            (02)             (04)           (
    1  -5.0192215E-04   4.6637482E-04
    2  -4.0871270E-04   4.6539204E-04
    3  -3.1589613E-04   4.6244730E-04
    4  -2.2386262E-04   4.5756998E-04
    5  -1.3299195E-04   4.5083552E-04
    6  -4.3644203E-05   4.4236423E-04
    7   4.3847285E-05   4.3229607E-04
    8   1.2917691E-04   4.2076813E-04
    9   2.1206612E-04   4.0791399E-04
   10   2.9226275E-04   3.9386350E-04
   11   3.6954017E-04   3.7874270E-04
   12   4.4369663E-04   3.6267396E-04
   13   5.1455449E-04   3.4577628E-04
   14   5.8195960E-04   3.2816550E-04
   15   6.4578069E-04   3.0995476E-04
   16   7.0590889E-04   2.9125482E-04
   17   7.6225753E-04   2.7217441E-04
   18   8.1476074E-04   2.5282105E-04
   19   8.6337483E-04   2.3330086E-04
   20   9.0807701E-04   2.1371943E-04
   21   9.4886535E-04   1.9418218E-04
   22   9.8575964E-04   1.7479448E-04
   23   1.0188003E-03   1.5566353E-04
   24   1.0480496E-03   1.3690019E-04
   25   1.0735925E-03   1.1861981E-04
   26   1.0955376E-03   1.0094181E-04
   27   1.1140171E-03   8.3983406E-05
   28   1.1291865E-03   6.7859156E-05
   29   1.1412242E-03   5.2685766E-05
   30   1.1503320E-03   3.8579257E-05
   31   1.1567329E-03   2.5627161E-05
   32   1.1606627E-03   1.3874119E-05
   33   1.1623633E-03   3.3335265E-06
   34   1.1620757E-03  -6.0134320E-06
   35   1.1600343E-03  -1.4215649E-05
   36   1.1564615E-03  -2.1337371E-05
   37   1.1515669E-03  -2.7446057E-05
   38   1.1455459E-03  -3.2612095E-05
   39   1.1385800E-03  -3.6908285E-05
   40   1.1308356E-03  -4.0409702E-05
   41   1.1224640E-03  -4.3193430E-05
   42   1.1136008E-03  -4.5338383E-05
   43   1.1043658E-03  -4.6925153E-05
   44   1.0948625E-03  -4.8035881E-05
   45   1.0851777E-03  -4.8754165E-05
   46   1.0753814E-03  -4.9164985E-05
   47   1.0655265E-03  -4.9354626E-05
   48   1.0556484E-03  -4.9410643E-05
   49   1.0507070E-03  -4.9413455E-05
```

```
+-------------------------------------------------------------------------------------------------------------------------------+
|                   PARATIEPLUS(TM)   NLS ENGINE RELEASE  2018.0    FULL VERSION  *Build date:Nov 13, 2017*                    |
|                                                                                                                               |
|                                     NewProject.BaseDesignSection_28.A2M2R1_1213                                               |
|                                  Exe Time : 4 September 2018 18:02:10                                                         |
+-------------------------------------------------------------------------------------------------------------------------------+
New Project


S T R E S S   R E S U L T S   F O R   G R O U P   N O.   1

0_L                                                          :
ELEMENT TYPE    5 NO.OF ELEMENTS. IN THIS GROUP   49
C U R R E N T   T I M E   I S      6.0000

 HARDENING 2D SOIL ELEMENT

 ****** TOTAL STRESS FORMULATION *****

  EL *   FORCE     DISPL-Y  VERTICAL-P  HORIZON.-P     MAX-V-P     MAX-H-P           STATE   STIFFNESS Z-LEVEL      PORE
E FACTOR    UFACTOR       Peq           Su_a         Su_p     LAYER
 ------------------------------------------------------------------------------------------------------------------------------
-------------------------------------------------------------------------------------------
   1 D  3.4762E-03  5.0192E-04  7.2068E-02  3.4762E-02  7.2068E-02   2.426          UL-RL  1.1849E+04   0.000       0.000
1.000       1.000      3.4762E-02   0.000       0.000     DI1_164_167_L_0
   2 D  0.4444      4.0871E-04   3.330       2.222       3.330       13.26         UL-RL  1.1849E+04 -0.2000       0.000
1.000       1.000       2.222       0.000       0.000     DI1_164_167_L_0
   3 D   3.176      3.1590E-04   6.798       15.88       6.798       27.08         UL-RL  1.1849E+04 -0.4000       0.000
1.000       1.000       15.88       0.000       0.000     DI1_164_167_L_0
   4 D   6.122      2.2386E-04   10.54       30.61       10.54       41.96         UL-RL  1.1849E+04 -0.6000       0.000
1.000       1.000       30.61       0.000       0.000     DI1_164_167_L_0
   5 D   8.700      1.3299E-04   14.47       43.50       14.47       55.01         UL-RL  1.1849E+04 -0.8000       0.000
1.000       1.000       43.50       0.000       0.000     DI1_164_167_L_0
   6 D   8.548      4.3644E-05   18.48       42.74       18.48       54.40         UL-RL  1.1849E+04  -1.000       0.000
1.000       1.000       42.74       0.000       0.000     DI1_164_167_L_0
   7 D   8.345     -4.3847E-05   22.49       41.73       22.49       53.54         UL-RL  1.1849E+04  -1.200       0.000
1.000       1.000       41.73       0.000       0.000     DI1_164_167_L_0
   8 D   8.117     -1.2918E-04   26.80       40.59       26.80       52.56         UL-RL  1.1849E+04  -1.400       0.000
1.000       1.000       40.59       0.000       0.000     DI1_164_167_L_0
   9 D   7.882     -2.1207E-04   31.47       39.41       31.47       51.53         UL-RL  1.1849E+04  -1.600       0.000
1.000       1.000       39.41       0.000       0.000     DI1_164_167_L_0
  10 D   7.650     -2.9226E-04   35.63       38.25       35.63       50.52         UL-RL  1.1849E+04  -1.800       0.000
1.000       1.000       38.25       0.000       0.000     DI1_164_167_L_0
  11 D   7.431     -3.6954E-04   39.87       37.16       39.87       49.57         UL-RL  1.1849E+04  -2.000       0.000
1.000       1.000       37.16       0.000       0.000     DI1_164_167_L_0
  12 D   7.229     -4.4370E-04   43.96       36.15       43.96       48.70         UL-RL  1.1849E+04  -2.200       0.000
1.000       1.000       36.15       0.000       0.000     DI1_164_167_L_0
  13 D   7.049     -5.1455E-04   47.74       35.24       47.74       47.93         UL-RL  1.1849E+04  -2.400       0.000
1.000       1.000       35.24       0.000       0.000     DI1_164_167_L_0
  14 D   6.891     -5.8196E-04   51.62       34.46       51.62       47.27         UL-RL  1.1849E+04  -2.600       0.000
1.000       1.000       34.46       0.000       0.000     DI1_164_167_L_0
  15 D   6.759     -6.4578E-04   55.43       33.79       55.43       46.73         UL-RL  1.1849E+04  -2.800       0.000
1.000       1.000       33.79       0.000       0.000     DI1_164_167_L_0
  16 D   6.652     -7.0591E-04   59.17       33.26       59.17       46.31         UL-RL  1.1849E+04  -3.000       0.000
1.000       1.000       33.26       0.000       0.000     DI1_164_167_L_0
  17 D   6.572     -7.6226E-04   62.72       32.86       62.72       46.01         UL-RL  1.1849E+04  -3.200       0.000
1.000       1.000       32.86       0.000       0.000     DI1_164_167_L_0
  18 D   6.518     -8.1476E-04   66.38       32.59       66.38       45.84         UL-RL  1.1849E+04  -3.400       0.000
1.000       1.000       32.59       0.000       0.000     DI1_164_167_L_0
  19 D   6.491     -8.6337E-04   69.99       32.46       69.99       45.79         UL-RL  1.1849E+04  -3.600       0.000
1.000       1.000       32.46       0.000       0.000     DI1_164_167_L_0
  20 D   6.490     -9.0808E-04   73.57       32.45       73.57       45.87         UL-RL  1.1849E+04  -3.800       0.000
1.000       1.000       32.45       0.000       0.000     DI1_164_167_L_0
  21 D   6.515     -9.4887E-04   77.01       32.58       77.01       46.05         UL-RL  1.1849E+04  -4.000       0.000
1.000       1.000       32.58       0.000       0.000     DI1_164_167_L_0
  22 D   6.684     -9.8576E-04   80.55       33.42       80.55       46.35         UL-RL  1.1849E+04  -4.200       0.000
1.000       1.000       33.42       0.000       0.000     DI1_164_167_L_0
  23 D   6.977     -1.0188E-03   84.06       34.88       84.06       46.76         UL-RL  1.1849E+04  -4.400       0.000
1.000       1.000       34.88       0.000       0.000     DI1_164_167_L_0
  24 D   7.236     -1.0480E-03   87.15       36.18       87.15       47.28         UL-RL  1.1849E+04  -4.600       0.000
1.000       1.000       36.18       0.000       0.000     DI1_164_167_L_0
```

```
  25 D   7.481     -1.0736E-03   90.07       37.40       90.07       47.89          UL-RL  1.1849E+04  -4.800       0.000
1.000       1.000       37.40       0.000       0.000     DI1_164_167_L_0
  26 D   6.953     -1.0955E-03   93.00       34.76       93.00       51.12          UL-RL  2.8282E+04  -5.000       0.000
1.000       1.000       34.76       0.000       0.000     DI2_165_168_L_0
  27 D   7.185     -1.1140E-03   95.95       35.92       95.95       50.94          UL-RL  2.8282E+04  -5.200       0.000
1.000       1.000       35.92       0.000       0.000     DI2_165_168_L_0
  28 D   7.418     -1.1292E-03   98.92       37.09       98.92       50.94          UL-RL  2.8282E+04  -5.400       0.000
1.000       1.000       37.09       0.000       0.000     DI2_165_168_L_0
  29 D   7.651     -1.1412E-03   101.9       38.26       101.9       51.30          UL-RL  2.8282E+04  -5.600       0.000
1.000       1.000       38.26       0.000       0.000     DI2_165_168_L_0
  30 D   7.886     -1.1503E-03   104.9       39.43       104.9       52.82          UL-RL  2.8282E+04  -5.800       0.000
1.000       1.000       39.43       0.000       0.000     DI2_165_168_L_0
  31 D   8.122     -1.1567E-03   107.9       40.61       107.9       54.34          UL-RL  2.8282E+04  -6.000       0.000
1.000       1.000       40.61       0.000       0.000     DI2_165_168_L_0
  32 D   8.358     -1.1607E-03   110.9       41.79       110.9       55.87          UL-RL  2.8282E+04  -6.200       0.000
1.000       1.000       41.79       0.000       0.000     DI2_165_168_L_0
  33 D   8.595     -1.1624E-03   114.0       42.97       114.0       57.41          UL-RL  2.8282E+04  -6.400       0.000
1.000       1.000       42.97       0.000       0.000     DI2_165_168_L_0
  34 D   8.832     -1.1621E-03   117.0       44.16       117.0       58.94          UL-RL  2.8282E+04  -6.600       0.000
1.000       1.000       44.16       0.000       0.000     DI2_165_168_L_0
  35 D   9.070     -1.1600E-03   120.1       45.35       120.1       60.48          UL-RL  2.8282E+04  -6.800       0.000
1.000       1.000       45.35       0.000       0.000     DI2_165_168_L_0
  36 D   9.308     -1.1565E-03   123.1       46.54       123.1       62.02          UL-RL  2.8282E+04  -7.000       0.000
1.000       1.000       46.54       0.000       0.000     DI2_165_168_L_0
  37 D   9.547     -1.1516E-03   126.2       47.73       126.2       63.57          UL-RL  2.8282E+04  -7.200       0.000
1.000       1.000       47.73       0.000       0.000     DI2_165_168_L_0
  38 D   9.786     -1.1455E-03   129.3       48.93       129.3       65.11          UL-RL  2.8282E+04  -7.400       0.000
1.000       1.000       48.93       0.000       0.000     DI2_165_168_L_0
  39 D   10.03     -1.1386E-03   132.4       50.13       132.4       66.66          UL-RL  2.8282E+04  -7.600       0.000
1.000       1.000       50.13       0.000       0.000     DI2_165_168_L_0
  40 D   10.27     -1.1308E-03   135.5       51.33       135.5       68.21          UL-RL  2.8282E+04  -7.800       0.000
1.000       1.000       51.33       0.000       0.000     DI2_165_168_L_0
  41 D   10.51     -1.1225E-03   138.6       52.53       138.6       69.76          UL-RL  2.8282E+04  -8.000       0.000
1.000       1.000       52.53       0.000       0.000     DI2_165_168_L_0
  42 D   10.75     -1.1136E-03   141.7       53.73       141.7       71.31          UL-RL  2.8282E+04  -8.200       0.000
1.000       1.000       53.73       0.000       0.000     DI2_165_168_L_0
  43 D   10.99     -1.1044E-03   144.8       54.94       144.8       72.87          UL-RL  2.8282E+04  -8.400       0.000
1.000       1.000       54.94       0.000       0.000     DI2_165_168_L_0
  44 D   11.23     -1.0949E-03   147.9       56.14       147.9       74.42          UL-RL  2.8282E+04  -8.600       0.000
1.000       1.000       56.14       0.000       0.000     DI2_165_168_L_0
  45 D   11.47     -1.0852E-03   151.0       57.35       151.0       75.97          UL-RL  2.8282E+04  -8.800       0.000
1.000       1.000       57.35       0.000       0.000     DI2_165_168_L_0
  46 D   11.71     -1.0754E-03   154.1       58.56       154.1       77.53          UL-RL  2.8282E+04  -9.000       0.000
1.000       1.000       58.56       0.000       0.000     DI2_165_168_L_0
  47 D   11.95     -1.0655E-03   157.3       59.77       157.3       79.08          UL-RL  2.8282E+04  -9.200       0.000
1.000       1.000       59.77       0.000       0.000     DI2_165_168_L_0
  48 D   9.148     -1.0556E-03   160.4       60.99       160.4       80.63          UL-RL  2.8282E+04  -9.400       0.000
1.000       1.000       60.99       0.000       0.000     DI2_165_168_L_0
  49 D   3.080     -1.0507E-03   162.0       61.59       162.0       81.41          UL-RL  2.8282E+04  -9.500       0.000
1.000       1.000       61.59       0.000       0.000     DI2_165_168_L_0
```

```
+-----------------------------------------------------------------------------------------------------------------------+
|                  PARATIEPLUS(TM)   NLS ENGINE RELEASE  2018.0    FULL VERSION  *Build date:Nov 13, 2017*              |
|                                                                                                                       |
|                                     NewProject.BaseDesignSection_28.A2M2R1_1213                                       |
|                                 Exe Time : 4 September 2018 18:02:10                                                  |
+-----------------------------------------------------------------------------------------------------------------------+
New Project


S T R E S S   R E S U L T S   F O R   G R O U P   N O.   2

0_R                                                                :
ELEMENT TYPE    5 NO.OF ELEMENTS. IN THIS GROUP   49
C U R R E N T   T I M E   I S     6.0000

 HARDENING 2D SOIL ELEMENT

 ****** TOTAL STRESS FORMULATION *****

 EL *   FORCE     DISPL-Y  VERTICAL-P  HORIZON.-P     MAX-V-P     MAX-H-P          STATE   STIFFNESS Z-LEVEL      PORE
E FACTOR    UFACTOR       Peq          Su_a        Su_p     LAYER
 ---------------------------------------------------------------------------------------------------------------------------
-----------------------------------------------------------------------------------------------
   1     0.000         --          --          --          --          --          REMOVED     --        0.000       0.000
1.000       1.000       0.000       0.000       0.000     not available
   2     0.000         --          --          --          --          --          REMOVED     --      -0.2000       0.000
1.000       1.000       0.000       0.000       0.000     not available
   3     0.000         --          --          --          --          --          REMOVED     --      -0.4000       0.000
1.000       1.000       0.000       0.000       0.000     not available
   4     0.000         --          --          --          --          --          REMOVED     --      -0.6000       0.000
1.000       1.000       0.000       0.000       0.000     not available
   5     0.000         --          --          --          --          --          REMOVED     --      -0.8000       0.000
1.000       1.000       0.000       0.000       0.000     not available
   6     0.000         --          --          --          --          --          REMOVED     --       -1.000       0.000
1.000       1.000       0.000       0.000       0.000     not available
   7     0.000         --          --          --          --          --          REMOVED     --       -1.200       0.000
1.000       1.000       0.000       0.000       0.000     not available
   8     0.000         --          --          --          --          --          REMOVED     --       -1.400       0.000
1.000       1.000       0.000       0.000       0.000     not available
   9     0.000         --          --          --          --          --          REMOVED     --       -1.600       0.000
1.000       1.000       0.000       0.000       0.000     not available
  10     0.000         --          --          --          --          --          REMOVED     --       -1.800       0.000
1.000       1.000       0.000       0.000       0.000     not available
  11     0.000         --          --          --          --          --          REMOVED     --       -2.000       0.000
1.000       1.000       0.000       0.000       0.000     not available
  12     0.000         --          --          --          --          --          REMOVED     --       -2.200       0.000
1.000       1.000       0.000       0.000       0.000     not available
  13     0.000         --          --          --          --          --          REMOVED     --       -2.400       0.000
1.000       1.000       0.000       0.000       0.000     not available
  14     0.000         --          --          --          --          --          REMOVED     --       -2.600       0.000
1.000       1.000       0.000       0.000       0.000     not available
  15     0.000         --          --          --          --          --          REMOVED     --       -2.800       0.000
1.000       1.000       0.000       0.000       0.000     not available
  16     0.000         --          --          --          --          --          REMOVED     --       -3.000       0.000
1.000       1.000       0.000       0.000       0.000     not available
  17     0.000         --          --          --          --          --          REMOVED     --       -3.200       0.000
1.000       1.000       0.000       0.000       0.000     not available
  18     0.000         --          --          --          --          --          REMOVED     --       -3.400       0.000
1.000       1.000       0.000       0.000       0.000     not available
  19     0.000         --          --          --          --          --          REMOVED     --       -3.600       0.000
1.000       1.000       0.000       0.000       0.000     not available
  20     0.000         --          --          --          --          --          REMOVED     --       -3.800       0.000
1.000       1.000       0.000       0.000       0.000     not available
  21     0.000         --          --          --          --          --          REMOVED     --       -4.000       0.000
1.000       1.000       0.000       0.000       0.000     not available
  22     0.000         --          --          --          --          --          REMOVED     --       -4.200       0.000
1.000       1.000       0.000       0.000       0.000     not available
  23     0.000         --          --          --          --          --          REMOVED     --       -4.400       0.000
1.000       1.000       0.000       0.000       0.000     not available
  24     0.000         --          --          --          --          --          REMOVED     --       -4.600       0.000
1.000       1.000       0.000       0.000       0.000     not available
```

25	0.000	--	--	--	--	--	REMOVED	--	-4.800	0.000		
1.000	1.000	0.000	0.000	0.000	not available							
26	0.000	--	--	--	--	--	REMOVED	--	-5.000	0.000		
1.000	1.000	0.000	0.000	0.000	not available							
27 D	1.4293E-05	1.1140E-03	1.600	7.1465E-05	1.600	0.8000	UL-RL	2.2529E+04	-5.200	0.000		
1.000	1.000	7.1465E-05	0.000	0.000	DI2_165_168_L_0							
28 D	0.2316	1.1292E-03	4.800	1.158	4.800	2.400	UL-RL	2.2529E+04	-5.400	0.000		
1.000	1.000	1.158	0.000	0.000	DI2_165_168_L_0							
29 D	0.5407	1.1412E-03	8.000	2.704	8.000	4.000	UL-RL	2.2529E+04	-5.600	0.000		
1.000	1.000	2.704	0.000	0.000	DI2_165_168_L_0							
30 D	4.211	1.1503E-03	11.20	21.05	92.80	52.82	UL-RL	2.2529E+04	-5.800	0.000		
1.000	1.000	21.05	0.000	0.000	DI2_165_168_L_0							
31 D	6.303	1.1567E-03	14.40	31.52	96.00	54.56	UL-RL	2.2529E+04	-6.000	0.000		
1.000	1.000	31.52	0.000	0.000	DI2_165_168_L_0							
32 D	8.511	1.1607E-03	17.60	42.55	99.20	56.32	UL-RL	2.2529E+04	-6.200	0.000		
1.000	1.000	42.55	0.000	0.000	DI2_165_168_L_0							
33 D	10.77	1.1624E-03	20.80	53.84	102.4	58.07	UL-RL	2.2529E+04	-6.400	0.000		
1.000	1.000	53.84	0.000	0.000	DI2_165_168_L_0							
34 D	12.68	1.1621E-03	24.00	63.42	105.6	64.97	UL-RL	2.2529E+04	-6.600	0.000		
1.000	1.000	63.42	0.000	0.000	DI2_165_168_L_0							
35 D	13.13	1.1600E-03	27.20	65.67	108.8	67.28	UL-RL	2.2529E+04	-6.800	0.000		
1.000	1.000	65.67	0.000	0.000	DI2_165_168_L_0							
36 D	13.56	1.1565E-03	30.40	67.80	112.0	69.45	UL-RL	2.2529E+04	-7.000	0.000		
1.000	1.000	67.80	0.000	0.000	DI2_165_168_L_0							
37 D	13.96	1.1516E-03	33.60	69.81	115.2	71.51	UL-RL	2.2529E+04	-7.200	0.000		
1.000	1.000	69.81	0.000	0.000	DI2_165_168_L_0							
38 D	14.35	1.1455E-03	36.80	71.73	118.4	73.48	UL-RL	2.2529E+04	-7.400	0.000		
1.000	1.000	71.73	0.000	0.000	DI2_165_168_L_0							
39 D	14.72	1.1386E-03	40.00	73.58	121.6	75.38	UL-RL	2.2529E+04	-7.600	0.000		
1.000	1.000	73.58	0.000	0.000	DI2_165_168_L_0							
40 D	15.07	1.1308E-03	43.20	75.37	124.8	77.21	UL-RL	2.2529E+04	-7.800	0.000		
1.000	1.000	75.37	0.000	0.000	DI2_165_168_L_0							
41 D	15.42	1.1225E-03	46.40	77.11	128.0	79.00	UL-RL	2.2529E+04	-8.000	0.000		
1.000	1.000	77.11	0.000	0.000	DI2_165_168_L_0							
42 D	15.76	1.1136E-03	49.60	78.81	131.2	80.74	UL-RL	2.2529E+04	-8.200	0.000		
1.000	1.000	78.81	0.000	0.000	DI2_165_168_L_0							
43 D	16.09	1.1044E-03	52.80	80.47	134.4	82.45	UL-RL	2.2529E+04	-8.400	0.000		
1.000	1.000	80.47	0.000	0.000	DI2_165_168_L_0							
44 D	16.42	1.0949E-03	56.00	82.12	137.6	84.14	UL-RL	2.2529E+04	-8.600	0.000		
1.000	1.000	82.12	0.000	0.000	DI2_165_168_L_0							
45 D	16.75	1.0852E-03	59.20	83.74	140.8	85.81	UL-RL	2.2529E+04	-8.800	0.000		
1.000	1.000	83.74	0.000	0.000	DI2_165_168_L_0							
46 D	17.07	1.0754E-03	62.40	85.34	144.0	87.46	UL-RL	2.2529E+04	-9.000	0.000		
1.000	1.000	85.34	0.000	0.000	DI2_165_168_L_0							
47 D	17.39	1.0655E-03	65.60	86.94	147.2	89.10	UL-RL	2.2529E+04	-9.200	0.000		
1.000	1.000	86.94	0.000	0.000	DI2_165_168_L_0							
48 D	13.28	1.0556E-03	68.80	88.52	150.4	90.73	UL-RL	2.2529E+04	-9.400	0.000		
1.000	1.000	88.52	0.000	0.000	DI2_165_168_L_0							
49 D	4.466	1.0507E-03	70.40	89.31	152.0	91.54	UL-RL	2.2529E+04	-9.500	0.000		
1.000	1.000	89.31	0.000	0.000	DI2_165_168_L_0							

```
+-----------------------------------------------------------------------------------------------------------------------+
|                  PARATIEPLUS(TM)   NLS ENGINE RELEASE  2018.0    FULL VERSION  *Build date:Nov 13, 2017*              |
|                                                                                                                       |
|                                    NewProject.BaseDesignSection_28.A2M2R1_1213                                        |
|                                 Exe Time : 4 September 2018 18:02:10                                                  |
+-----------------------------------------------------------------------------------------------------------------------+
New Project


S T R E S S   R E S U L T S   F O R   G R O U P   N O.   3

WallElement_33                                                  :
ELEMENT TYPE    2 NO.OF ELEMENTS. IN THIS GROUP   48
C U R R E N T   T I M E   I S     6.0000

 WALL2D ELEMENT

   EL      TA          TB          MA          MB
-----------------------------------------------------
    1 -121.10      121.10    -9.64560E-12 -24.221
    2 -120.66      120.66      24.221     -48.353
    3 -117.48      117.48      48.353     -71.850
    4 -111.36      111.36      71.850     -94.122
    5 -102.66      102.66      94.122     -114.65
    6 -94.114      94.114      114.65     -133.48
    7 -85.769      85.769      133.48     -150.63
    8 -77.652      77.652      150.63     -166.16
    9 -69.771      69.771      166.16     -180.12
   10 -62.120      62.120      180.12     -192.54
   11 -54.689      54.689      192.54     -203.48
   12 -47.460      47.460      203.48     -212.97
   13 -40.411      40.411      212.97     -221.05
   14 -33.520      33.520      221.05     -227.76
   15 -26.762      26.762      227.76     -233.11
   16 -20.110      20.110      233.11     -237.13
   17 -13.538      13.538      237.13     -239.84
   18 -7.0195      7.0195      239.84     -241.24
   19-0.52828     0.52828      241.24     -241.35
   20  5.9622     -5.9622      241.35     -240.16
   21  12.478     -12.478      240.16     -237.66
   22  19.161     -19.161      237.66     -233.83
   23  26.138     -26.138      233.83     -228.60
   24  33.374     -33.374      228.60     -221.93
   25  40.855     -40.855      221.93     -213.75
   26  47.808     -47.808      213.75     -204.19
   27  54.993     -54.993      204.19     -193.19
   28  62.179     -62.179      193.19     -180.76
   29  69.289     -69.289      180.76     -166.90
   30  72.965     -72.965      166.90     -152.31
   31  74.783     -74.783      152.31     -137.35
   32  74.630     -74.630      137.35     -122.42
   33  72.457     -72.457      122.42     -107.93
   34  68.605     -68.605      107.93     -94.212
   35  64.540     -64.540      94.212     -81.304
   36  60.289     -60.289      81.304     -69.247
   37  55.874     -55.874      69.247     -58.072
   38  51.314     -51.314      58.072     -47.809
   39  46.623     -46.623      47.809     -38.484
   40  41.815     -41.815      38.484     -30.121
   41  36.899     -36.899      30.121     -22.742
   42  31.884     -31.884      22.742     -16.365
   43  26.777     -26.777      16.365     -11.009
   44  21.583     -21.583      11.009     -6.6930
   45  16.306     -16.306      6.6930     -3.4318
   46  10.949     -10.949      3.4318     -1.2419
   47  5.5166     -5.5166      1.2419    -0.13861
   48  1.3860     -1.3860     0.13861    -1.39325E-10
```

```
+-------------------------------------------------------------------------------------------------------------------------------+
|                   PARATIEPLUS(TM)   NLS ENGINE RELEASE  2018.0    FULL VERSION  *Build date:Nov 13, 2017*                    |
|                                                                                                                               |
|                                      NewProject.BaseDesignSection_28.A2M2R1_1213                                              |
|                                    Exe Time : 4 September 2018 18:02:10                                                       |
+-------------------------------------------------------------------------------------------------------------------------------+
New Project


S T R E S S    R E S U L T S    F O R    G R O U P    N O.    4

Tieback_175                                                 :
ELEMENT TYPE    6 NO.OF ELEMENTS. IN THIS GROUP    1
C U R R E N T    T I M E    I S      6.0000

 POST-TENSION 2D-BOUNDARY ELEMENT

         EL    FORCE          d0          EDISPL     pl. eps          K     -ve limit   +ve limit
-------------------------------------------------------------------------------------------------------------
 ANCHOR    1   139.84     -1.34880E-03 -5.53198E-04   0.0000       1689.0       0.0000       0.0000     ELASTIC  ORIGINAL
YOUNG MODULUS
```

```
+-----------------------------------------------------------------------------------------------------------------------+
|                  PARATIEPLUS(TM)   NLS ENGINE RELEASE  2018.0    FULL VERSION  *Build date:Nov 13, 2017*              |
|                                                                                                                       |
|                                    NewProject.BaseDesignSection_28.A2M2R1_1213                                        |
|                                 Exe Time : 4 September 2018 18:02:10                                                  |
+-----------------------------------------------------------------------------------------------------------------------+


    F I N A L   I N C R E M E N T A L   A N A L Y S I S

                    S U M M A R Y

    STEP                                   NO. OF ITERATIONS

       1          CONVERGENCE :YES                        2
       2          CONVERGENCE :YES                        3
       3          CONVERGENCE :YES                        5
       4          CONVERGENCE :YES                        4
       5          CONVERGENCE :YES                        3
       6          CONVERGENCE :YES                        2


 END OF PROCESS FOR PROBLEM
New Project
NONLINEAR SOLUTION CPU TIME ....    0.10 [sec]
DATABASE  CREATION CPU TIME.....    0.32 [sec]
```

Design Assumption : SISMICA STR - File di Paratie - File di input (.d)

```
* PARATIE ANALYSIS FOR DESIGN SECTION:Base Design Section USING ASSUMPTION: SISMICA STR
 * Time:martedì 4 settembre 2018 18:02:11
 * 1: Defining general settings
 UNIT  m kN
 TITLE New Project
 DELTA 0.2
 option param itemax 40
 option control hinges 0 0.0001 0.001

 * 2: Defining wall(s)
 WALL LeftWall_32 0 -9.5 0 1

 * 3: Defining surfaces for wall(s)
 SOIL 0_L LeftWall_32 -9.5 0 1 0
 SOIL 0_R LeftWall_32 -9.5 0 2 180

 * 4: Defining soil layers
 *
 * Soil Profile (Rilevato_2_8_L_0)
 *
 LDATA Rilevato_2_8_L_0 3 LeftWall_32
 ATREST 0.5 0.5 1
 WEIGHT 19 10 10
 PERMEABILITY 0.0001
 RESISTANCE 0 38 0 0 0
 YOUNG 1.5E+04 4.5E+04
 ENDL
 *
 * Soil Profile (DI1_164_167_L_0)
 *
 LDATA DI1_164_167_L_0 0 LeftWall_32
 ATREST 0.5 0.5 1
 WEIGHT 16 6 10
 PERMEABILITY 1E-05
 RESISTANCE 0 30 0 0 0
 YOUNG 3E+04 4.8E+04
 ENDL
 *
 * Soil Profile (DI2_165_168_L_0)
 *
 LDATA DI2_165_168_L_0 -5 LeftWall_32
 ATREST 0.5 0.5 1
 WEIGHT 16 6 10
 PERMEABILITY 1E-05
 RESISTANCE 1 33 0 0 0
 YOUNG 6.8E+04 1.088E+05
 ENDL

 * 5: Defining structural materials
 * Steel material: 108 Name=Fe360 E=206000200 kPa
 MATERIAL Fe360_108 2.06E+08
 * Concrete material: 104 Name=C25/30 E=31475800 kPa
 MATERIAL C2530_104 3.148E+07
 * Rebar material: 124 Name=acciaio armonico E=200100000 kPa
 MATERIAL acciaioarmonico_124 2.001E+08
 * Concrete material: 103 Name=C20/25 E=29962000 kPa
 MATERIAL C2025_103 2.996E+07

 * 6: Defining structural elements
 * 6.1: Beams and combined Wall Elements
 BEAM WallElement_33 LeftWall_32 -9.5 0 C2530_104 0.9794 00 00 0


 * 6.2: Supports
 WIRE Tieback_175 LeftWall_32 0 acciaioarmonico_124 8.441E-06 138.5 30 0 0
```

```
* 6.3: Strips
STRIP LeftWall_32 1 6 1 3.5 0 20 45
STRIP LeftWall_32 1 6 11 19 2.7 20 45

* 7: Defining Steps
STEP Stage1_31
CHANGE Rilevato_2_8_L_0 U-FRICT=38 LeftWall_32
CHANGE Rilevato_2_8_L_0 D-FRICT=38 LeftWall_32
CHANGE Rilevato_2_8_L_0 U-KA=0.238 LeftWall_32
CHANGE Rilevato_2_8_L_0 U-KP=7.232 LeftWall_32
CHANGE Rilevato_2_8_L_0 D-KA=0.238 LeftWall_32
CHANGE Rilevato_2_8_L_0 D-KP=7.232 LeftWall_32
CHANGE DI1_164_167_L_0 U-FRICT=30 LeftWall_32
CHANGE DI1_164_167_L_0 D-FRICT=30 LeftWall_32
CHANGE DI1_164_167_L_0 U-KA=0.333 LeftWall_32
CHANGE DI1_164_167_L_0 U-KP=5.548 LeftWall_32
CHANGE DI1_164_167_L_0 D-KA=0.333 LeftWall_32
CHANGE DI1_164_167_L_0 D-KP=4.288 LeftWall_32
CHANGE DI2_165_168_L_0 U-FRICT=33 LeftWall_32
CHANGE DI2_165_168_L_0 D-FRICT=33 LeftWall_32
CHANGE DI2_165_168_L_0 U-KA=0.295 LeftWall_32
CHANGE DI2_165_168_L_0 U-KP=6.648 LeftWall_32
CHANGE DI2_165_168_L_0 D-KA=0.295 LeftWall_32
CHANGE DI2_165_168_L_0 D-KP=5.16 LeftWall_32
CHANGE Rilevato_2_8_L_0 U-COHE=0 LeftWall_32
CHANGE Rilevato_2_8_L_0 U-ADHES=0 LeftWall_32
CHANGE Rilevato_2_8_L_0 D-COHE=0 LeftWall_32
CHANGE Rilevato_2_8_L_0 D-ADHES=0 LeftWall_32
CHANGE DI1_164_167_L_0 U-COHE=0 LeftWall_32
CHANGE DI1_164_167_L_0 U-ADHES=0 LeftWall_32
CHANGE DI1_164_167_L_0 D-COHE=0 LeftWall_32
CHANGE DI1_164_167_L_0 D-ADHES=0 LeftWall_32
CHANGE DI2_165_168_L_0 U-COHE=1 LeftWall_32
CHANGE DI2_165_168_L_0 U-ADHES=0 LeftWall_32
CHANGE DI2_165_168_L_0 D-COHE=1 LeftWall_32
CHANGE DI2_165_168_L_0 D-ADHES=0 LeftWall_32
SETWALL LeftWall_32
GEOM 0 0
WATER -18 0 -9.5 0 0
ADD WallElement_33
ENDSTEP

STEP Stage2_183
SETWALL LeftWall_32
GEOM 0 -1
WATER -18 0 -9.5 0 0
ENDSTEP

STEP Stage3_283
SETWALL LeftWall_32
GEOM 0 -1
WATER -18 0 -9.5 0 0
ADD Tieback_175
ENDSTEP

STEP Stage4_383
SETWALL LeftWall_32
GEOM 0 -5.6
WATER -18 0 -9.5 0 0
ENDSTEP

STEP Stage5_744
SETWALL LeftWall_32
GEOM 0 -5.1
WATER -18 0 -9.5 0 0
ENDSTEP

STEP Stage6_2841
SETWALL LeftWall_32
GEOM 0 -5.1
WATER -18 0 -9.5 0 0
```

```
CHANGE Rilevato_2_8_L_0 U-KAED=0.5012 LeftWall_32
CHANGE Rilevato_2_8_L_0 U-KAEW=0.9178 LeftWall_32
CHANGE Rilevato_2_8_L_0 U-KPED=6.81 LeftWall_32
CHANGE Rilevato_2_8_L_0 U-KPEW=4.494 LeftWall_32
CHANGE Rilevato_2_8_L_0 D-KAED=0.4503 LeftWall_32
CHANGE Rilevato_2_8_L_0 D-KAEW=1.409 LeftWall_32
CHANGE Rilevato_2_8_L_0 D-KPED=4.152 LeftWall_32
CHANGE Rilevato_2_8_L_0 D-KPEW=0.8263 LeftWall_32
CHANGE DI1_164_167_L_0 U-KAED=0.6631 LeftWall_32
CHANGE DI1_164_167_L_0 U-KAEW=1.865 LeftWall_32
CHANGE DI1_164_167_L_0 U-KPED=5.591 LeftWall_32
CHANGE DI1_164_167_L_0 U-KPEW=2.707 LeftWall_32
CHANGE DI1_164_167_L_0 D-KAED=0.6024 LeftWall_32
CHANGE DI1_164_167_L_0 D-KAEW=1.682 LeftWall_32
CHANGE DI1_164_167_L_0 D-KPED=2.205 LeftWall_32
CHANGE DI1_164_167_L_0 D-KPEW=0.8263 LeftWall_32
CHANGE DI2_165_168_L_0 U-KAED=0.5974 LeftWall_32
CHANGE DI2_165_168_L_0 U-KAEW=1.888 LeftWall_32
CHANGE DI2_165_168_L_0 U-KPED=6.697 LeftWall_32
CHANGE DI2_165_168_L_0 U-KPEW=3.536 LeftWall_32
CHANGE DI2_165_168_L_0 D-KAED=0.5379 LeftWall_32
CHANGE DI2_165_168_L_0 D-KAEW=1.735 LeftWall_32
CHANGE DI2_165_168_L_0 D-KPED=2.789 LeftWall_32
CHANGE DI2_165_168_L_0 D-KPEW=0.8263 LeftWall_32
EQK 0.3474 0.1737 -0.1737 0 0.5 0 0.5 0 0
WOOD 28.35 28.35 -5.1 0
* Include pressure contribution from wall: LeftWall_32
* Include wall contribution
DLOAD step LeftWall_32 -5.1 7.556 0 7.556
ENDSTEP
```

Design Assumption : SISMICA STR - File di Paratie - File di output (.out)

```
+-------------------------------------------------------------------------------------------------------------------------+
|                   PARATIEPLUS(TM)   NLS ENGINE RELEASE  2018.0    FULL VERSION  *Build date:Nov 13, 2017*               |
|                                                                                                                         |
|                                    NewProject.BaseDesignSection_28.SISMICASTR_1243                                      |
|                                   Exe Time : 4 September 2018 18:02:11                                                  |
+-------------------------------------------------------------------------------------------------------------------------+

                  ***********************************************************
                  *                                                         *
                  *  PARATIE PLUS Non-Linear Spring Engine                  *
                  *                                                         *
                  *          AN ELASTOPLASTIC FINITE ELEMENT PROGRAM        *
                  *          FOR FLEXIBLE EARTH-RETAINING STRUCTURES        *
                  *                                                         *
                  *          Written by Ce.A.S. s.r.l. (ITALY)              *
                  *          with the scientific supervision of             *
                  *          Roberto Nova - full professor SOIL MECHANICS   *
                  *          at Politecnico di Milano (ITALY)               *
                  *                                                         *
                  ***********************************************************
                  *                                                         *
                  *  RELEASE   2018.0     *Build date:Nov 13, 2017*    *    *
                  *                                                         *
                  *                                                         *
                  *  Ce.A.S.     S.R.L   CENTRO DI ANALISI STRUTTURALE      *
                  *              VIALE   GIUSTINIANO 10                     *
                  *              20129   M I L A N O  (ITALIA)              *
                  *  TEL.        +39 02 2020221                             *
                  *                                                         *
                  *  email       bruno.becci@ceas.it                        *
                  *  Web Page    www.ceas.it     www.paratieplus.com        *
                  ***********************************************************
```

```
 JOB : NewProject.BaseDesignSection_28.SISMICASTR_1243
 STARTING
ACCEPTED   <FILE,GENW                                                    >
ACCEPTED   <FILE,PLOTTER,BINARY                                          >
ACCEPTED   <SOLVE TOTAL_STRESS                                           >
ACCEPTED   <PARAM ITEMAX 40                                              >
ACCEPTED   <CONTROL HINGES 0 0.0001 0.001                                >


                ************************************************************
                *                                                          *
                *  WARNING : PORE PRESSURES ARE AUTOMATICALLY COMPUTED     *
                *    BY THE PROGRAM.                                       *
                ************************************************************

PRELIMINARY OPERATIONS CPU TIME     0.00 [sec]
```

```
+-----------------------------------------------------------------------------------------------------------------------+
|                   PARATIEPLUS(TM)   NLS ENGINE RELEASE  2018.0    FULL VERSION  *Build date:Nov 13, 2017*             |
|                                                                                                                       |
|                                    NewProject.BaseDesignSection_28.SISMICASTR_1243                                    |
|                                   Exe Time : 4 September 2018 18:02:11                                                |
+-----------------------------------------------------------------------------------------------------------------------+


INPUT FILE HAS BEEN GENERATED BY WALGEN PROGRAM


New Project


NO. OF NODAL POINTS (NUMNP) ...................   49
NO. OF COORDINATES  (NCOORD)...................    2
NO. OF NODE DOFS    (NDOF).....................    2
NO. OF EQUATIONS    (NEQ)......................   98
NO. OF CONSTRAINTS CARDS (NVINC)...............    0
NO. OF ELEMENT GROUPS (NEG)....................    4
NO. OF SOLUTION STEPS (NSTE)...................    6
NO. OF ELEMENT SETS ATTACHED TO SLAVE NODES ...    0
NO. OF RECORD FROM WALGEN .....................  126
NO. OF LONG NAMES (LASTNAME) ..................   24
LENGTH UNIT CHOICE ............................    3 (M   )
FORCE  UNIT CHOICE ............................    3 (KN  )
MAX PORE PRESSURE TABLE LENGTH.................    1
NO. OF ELEMENT GROUPS REQUIRING ADD. SLIP DOF .    0


IDOFA (01) =  2  Y-DISPL.F
IDOFA (02) =  4   X-ROT. F

 RELEVANT ITEMS UNITS

 STRESSES                  kPa
 Y-DISPLACEMENTS           m
 ROTATIONS                 RADIANS
 BEAM AND SLAB MOMENTS     kN*m/m
 BEAM SHEAR FORCES         kN/m
 ANCHOR FORCES             kN/m
 AXIAL FORCES IN TRUSSES   kN/m
 AXIAL FORCES SPRINGS      kN/m
 Y-REACTIONS               kN/m
 X-MOMENT REACTIONS        kN*m/m
 ETC.
```

```
+-----------------------------------------------------------------------------------------------------------------------+
|                  PARATIEPLUS(TM)   NLS ENGINE RELEASE  2018.0    FULL VERSION  *Build date:Nov 13, 2017*              |
|                                                                                                                       |
|                                  NewProject.BaseDesignSection_28.SISMICASTR_1243                                      |
|                                 Exe Time : 4 September 2018 18:02:11                                                  |
+-----------------------------------------------------------------------------------------------------------------------+
                  P R E P R O C E S S O R    D A T A

                  N O.  O F   C O M M A N D S   126

   1 : UNIT  m kN
   2 : TITLE New Project
   3 : DELTA 0.2
   4 : option param itemax 40
   5 : option control hinges 0 0.0001 0.001
   6 : WALL LeftWall_32 0 -9.5 0 1
   7 : SOIL 0_L LeftWall_32 -9.5 0 1 0
   8 : SOIL 0_R LeftWall_32 -9.5 0 2 180
   9 : LDATA Rilevato_2_8_L_0 3 LeftWall_32
  10 : ATREST 0.5 0.5 1
  11 : WEIGHT 19 10 10
  12 : PERMEABILITY 0.0001
  13 : RESISTANCE 0 38 0 0 0
  14 : YOUNG 1.5E+04 4.5E+04
  15 : ENDL
  16 : LDATA DI1_164_167_L_0 0 LeftWall_32
  17 : ATREST 0.5 0.5 1
  18 : WEIGHT 16 6 10
  19 : PERMEABILITY 1E-05
  20 : RESISTANCE 0 30 0 0 0
  21 : YOUNG 3E+04 4.8E+04
  22 : ENDL
  23 : LDATA DI2_165_168_L_0 -5 LeftWall_32
  24 : ATREST 0.5 0.5 1
  25 : WEIGHT 16 6 10
  26 : PERMEABILITY 1E-05
  27 : RESISTANCE 1 33 0 0 0
  28 : YOUNG 6.8E+04 1.088E+05
  29 : ENDL
  30 : MATERIAL Fe360_108 2.06E+08
  31 : MATERIAL C2530_104 3.148E+07
  32 : MATERIAL acciaioarmonico_124 2.001E+08
  33 : MATERIAL C2025_103 2.996E+07
  34 : BEAM WallElement_33 LeftWall_32 -9.5 0 C2530_104 0.9794 00 00 0
  35 : WIRE Tieback_175 LeftWall_32 0 acciaioarmonico_124 8.441E-06 138.5 30 0 0
  36 : STRIP LeftWall_32 1 6 1 3.5 0 20 45
  37 : STRIP LeftWall_32 1 6 11 19 2.7 20 45
  38 : STEP Stage1_31
  39 : CHANGE Rilevato_2_8_L_0 U-FRICT=38 LeftWall_32
  40 : CHANGE Rilevato_2_8_L_0 D-FRICT=38 LeftWall_32
  41 : CHANGE Rilevato_2_8_L_0 U-KA=0.238 LeftWall_32
  42 : CHANGE Rilevato_2_8_L_0 U-KP=7.232 LeftWall_32
  43 : CHANGE Rilevato_2_8_L_0 D-KA=0.238 LeftWall_32
  44 : CHANGE Rilevato_2_8_L_0 D-KP=7.232 LeftWall_32
  45 : CHANGE DI1_164_167_L_0 U-FRICT=30 LeftWall_32
  46 : CHANGE DI1_164_167_L_0 D-FRICT=30 LeftWall_32
  47 : CHANGE DI1_164_167_L_0 U-KA=0.333 LeftWall_32
  48 : CHANGE DI1_164_167_L_0 U-KP=5.548 LeftWall_32
  49 : CHANGE DI1_164_167_L_0 D-KA=0.333 LeftWall_32
  50 : CHANGE DI1_164_167_L_0 D-KP=4.288 LeftWall_32
  51 : CHANGE DI2_165_168_L_0 U-FRICT=33 LeftWall_32
  52 : CHANGE DI2_165_168_L_0 D-FRICT=33 LeftWall_32
  53 : CHANGE DI2_165_168_L_0 U-KA=0.295 LeftWall_32
  54 : CHANGE DI2_165_168_L_0 U-KP=6.648 LeftWall_32
  55 : CHANGE DI2_165_168_L_0 D-KA=0.295 LeftWall_32
  56 : CHANGE DI2_165_168_L_0 D-KP=5.16 LeftWall_32
  57 : CHANGE Rilevato_2_8_L_0 U-COHE=0 LeftWall_32
  58 : CHANGE Rilevato_2_8_L_0 U-ADHES=0 LeftWall_32
  59 : CHANGE Rilevato_2_8_L_0 D-COHE=0 LeftWall_32
  60 : CHANGE Rilevato_2_8_L_0 D-ADHES=0 LeftWall_32
  61 : CHANGE DI1_164_167_L_0 U-COHE=0 LeftWall_32
```

```
 62 : CHANGE DI1_164_167_L_0 U-ADHES=0 LeftWall_32
 63 : CHANGE DI1_164_167_L_0 D-COHE=0 LeftWall_32
 64 : CHANGE DI1_164_167_L_0 D-ADHES=0 LeftWall_32
 65 : CHANGE DI2_165_168_L_0 U-COHE=1 LeftWall_32
 66 : CHANGE DI2_165_168_L_0 U-ADHES=0 LeftWall_32
 67 : CHANGE DI2_165_168_L_0 D-COHE=1 LeftWall_32
 68 : CHANGE DI2_165_168_L_0 D-ADHES=0 LeftWall_32
 69 : SETWALL LeftWall_32
 70 : GEOM 0 0
 71 : WATER -18 0 -9.5 0 0
 72 : ADD WallElement_33
 73 : ENDSTEP
 74 : STEP Stage2_183
 75 : SETWALL LeftWall_32
 76 : GEOM 0 -1
 77 : WATER -18 0 -9.5 0 0
 78 : ENDSTEP
 79 : STEP Stage3_283
 80 : SETWALL LeftWall_32
 81 : GEOM 0 -1
 82 : WATER -18 0 -9.5 0 0
 83 : ADD Tieback_175
 84 : ENDSTEP
 85 : STEP Stage4_383
 86 : SETWALL LeftWall_32
 87 : GEOM 0 -5.6
 88 : WATER -18 0 -9.5 0 0
 89 : ENDSTEP
 90 : STEP Stage5_744
 91 : SETWALL LeftWall_32
 92 : GEOM 0 -5.1
 93 : WATER -18 0 -9.5 0 0
 94 : ENDSTEP
 95 : STEP Stage6_2841
 96 : SETWALL LeftWall_32
 97 : GEOM 0 -5.1
 98 : WATER -18 0 -9.5 0 0
 99 : CHANGE Rilevato_2_8_L_0 U-KAED=0.5012 LeftWall_32
100 : CHANGE Rilevato_2_8_L_0 U-KAEW=0.9178 LeftWall_32
101 : CHANGE Rilevato_2_8_L_0 U-KPED=6.81 LeftWall_32
102 : CHANGE Rilevato_2_8_L_0 U-KPEW=4.494 LeftWall_32
103 : CHANGE Rilevato_2_8_L_0 D-KAED=0.4503 LeftWall_32
104 : CHANGE Rilevato_2_8_L_0 D-KAEW=1.409 LeftWall_32
105 : CHANGE Rilevato_2_8_L_0 D-KPED=4.152 LeftWall_32
106 : CHANGE Rilevato_2_8_L_0 D-KPEW=0.8263 LeftWall_32
107 : CHANGE DI1_164_167_L_0 U-KAED=0.6631 LeftWall_32
108 : CHANGE DI1_164_167_L_0 U-KAEW=1.865 LeftWall_32
109 : CHANGE DI1_164_167_L_0 U-KPED=5.591 LeftWall_32
110 : CHANGE DI1_164_167_L_0 U-KPEW=2.707 LeftWall_32
111 : CHANGE DI1_164_167_L_0 D-KAED=0.6024 LeftWall_32
112 : CHANGE DI1_164_167_L_0 D-KAEW=1.682 LeftWall_32
113 : CHANGE DI1_164_167_L_0 D-KPED=2.205 LeftWall_32
114 : CHANGE DI1_164_167_L_0 D-KPEW=0.8263 LeftWall_32
115 : CHANGE DI2_165_168_L_0 U-KAED=0.5974 LeftWall_32
116 : CHANGE DI2_165_168_L_0 U-KAEW=1.888 LeftWall_32
117 : CHANGE DI2_165_168_L_0 U-KPED=6.697 LeftWall_32
118 : CHANGE DI2_165_168_L_0 U-KPEW=3.536 LeftWall_32
119 : CHANGE DI2_165_168_L_0 D-KAED=0.5379 LeftWall_32
120 : CHANGE DI2_165_168_L_0 D-KAEW=1.735 LeftWall_32
121 : CHANGE DI2_165_168_L_0 D-KPED=2.789 LeftWall_32
122 : CHANGE DI2_165_168_L_0 D-KPEW=0.8263 LeftWall_32
123 : EQK 0.3474 0.1737 -0.1737 0 0.5 0 0.5 0 0
124 : WOOD 28.35 28.35 -5.1 0
125 : DLOAD step LeftWall_32 -5.1 7.556 0 7.556
126 : ENDSTEP
```

```
+-----------------------------------------------------------------------------------------------------------------------+
|                  PARATIEPLUS(TM)   NLS ENGINE RELEASE  2018.0    FULL VERSION  *Build date:Nov 13, 2017*              |
|                                                                                                                       |
|                                   NewProject.BaseDesignSection_28.SISMICASTR_1243                                     |
|                                  Exe Time : 4 September 2018 18:02:11                                                 |
+-----------------------------------------------------------------------------------------------------------------------+
N O D A L   P O I N T   D A T A
--------------------------------

NODE     Y-COORD     Z-COORD / NODE     Y-COORD     Z-COORD / NODE     Y-COORD     Z-COORD / NODE     Y-COORD     Z-COORD /

   1  0.0000      0.0000     /    2  0.0000    -0.20000     /    3  0.0000    -0.40000     /    4  0.0000    -0.60000     /
   5  0.0000    -0.80000     /    6  0.0000     -1.0000     /    7  0.0000     -1.2000     /    8  0.0000     -1.4000     /
   9  0.0000     -1.6000     /   10  0.0000     -1.8000     /   11  0.0000     -2.0000     /   12  0.0000     -2.2000     /
  13  0.0000     -2.4000     /   14  0.0000     -2.6000     /   15  0.0000     -2.8000     /   16  0.0000     -3.0000     /
  17  0.0000     -3.2000     /   18  0.0000     -3.4000     /   19  0.0000     -3.6000     /   20  0.0000     -3.8000     /
  21  0.0000     -4.0000     /   22  0.0000     -4.2000     /   23  0.0000     -4.4000     /   24  0.0000     -4.6000     /
  25  0.0000     -4.8000     /   26  0.0000     -5.0000     /   27  0.0000     -5.2000     /   28  0.0000     -5.4000     /
  29  0.0000     -5.6000     /   30  0.0000     -5.8000     /   31  0.0000     -6.0000     /   32  0.0000     -6.2000     /
  33  0.0000     -6.4000     /   34  0.0000     -6.6000     /   35  0.0000     -6.8000     /   36  0.0000     -7.0000     /
  37  0.0000     -7.2000     /   38  0.0000     -7.4000     /   39  0.0000     -7.6000     /   40  0.0000     -7.8000     /
  41  0.0000     -8.0000     /   42  0.0000     -8.2000     /   43  0.0000     -8.4000     /   44  0.0000     -8.6000     /
  45  0.0000     -8.8000     /   46  0.0000     -9.0000     /   47  0.0000     -9.2000     /   48  0.0000     -9.4000     /
  49  0.0000     -9.5000     /
```

```
+-------------------------------------------------------------------------------------------------------------------------+
|                   PARATIEPLUS(TM)   NLS ENGINE RELEASE  2018.0    FULL VERSION  *Build date:Nov 13, 2017*               |
|                                                                                                                         |
|                                    NewProject.BaseDesignSection_28.SISMICASTR_1243                                      |
|                                   Exe Time : 4 September 2018 18:02:11                                                  |
+-------------------------------------------------------------------------------------------------------------------------+
 ELEMENT GROUP NO.  1

0_L                                                          :
   5  49   0   1   0   0   0   0   0   0   0   0   0   0   0   3   0   0   0   0
.....................................
.........2D PLASTIC SOIL ..........
.....................................

element group behaviour throughout stage analysis

stage   status
------------------
    1   active
    2   active
    3   active
    4   active
    5   active
    6   active

 material set no.    1

 prop( 1) angle              0.00000
 prop( 2) layer as foreseen  1.00000


 material set no.    2

 prop( 1) angle              0.00000
 prop( 2) layer as foreseen  2.00000


 material set no.    3

 prop( 1) angle              0.00000
 prop( 2) layer as foreseen  3.00000


 element data

   el    n  mat      area      .....     .....     .....      flag
-------------------------------------------------------------------

    1    1    2   0.1000     0.000     0.000     0.000     1.000
    2    2    2   0.2000     0.000     0.000     0.000     1.000
    3    3    2   0.2000     0.000     0.000     0.000     1.000
    4    4    2   0.2000     0.000     0.000     0.000     1.000
    5    5    2   0.2000     0.000     0.000     0.000     1.000
    6    6    2   0.2000     0.000     0.000     0.000     1.000
    7    7    2   0.2000     0.000     0.000     0.000     1.000
    8    8    2   0.2000     0.000     0.000     0.000     1.000
    9    9    2   0.2000     0.000     0.000     0.000     1.000
   10   10    2   0.2000     0.000     0.000     0.000     1.000
   11   11    2   0.2000     0.000     0.000     0.000     1.000
   12   12    2   0.2000     0.000     0.000     0.000     1.000
   13   13    2   0.2000     0.000     0.000     0.000     1.000
   14   14    2   0.2000     0.000     0.000     0.000     1.000
   15   15    2   0.2000     0.000     0.000     0.000     1.000
   16   16    2   0.2000     0.000     0.000     0.000     1.000
   17   17    2   0.2000     0.000     0.000     0.000     1.000
   18   18    2   0.2000     0.000     0.000     0.000     1.000
   19   19    2   0.2000     0.000     0.000     0.000     1.000
   20   20    2   0.2000     0.000     0.000     0.000     1.000
   21   21    2   0.2000     0.000     0.000     0.000     1.000
   22   22    2   0.2000     0.000     0.000     0.000     1.000
   23   23    2   0.2000     0.000     0.000     0.000     1.000
```

24	24	2	0.2000	0.000	0.000	0.000	1.000
25	25	2	0.2000	0.000	0.000	0.000	1.000
26	26	2	0.2000	0.000	0.000	0.000	1.000
27	27	3	0.2000	0.000	0.000	0.000	1.000
28	28	3	0.2000	0.000	0.000	0.000	1.000
29	29	3	0.2000	0.000	0.000	0.000	1.000
30	30	3	0.2000	0.000	0.000	0.000	1.000
31	31	3	0.2000	0.000	0.000	0.000	1.000
32	32	3	0.2000	0.000	0.000	0.000	1.000
33	33	3	0.2000	0.000	0.000	0.000	1.000
34	34	3	0.2000	0.000	0.000	0.000	1.000
35	35	3	0.2000	0.000	0.000	0.000	1.000
36	36	3	0.2000	0.000	0.000	0.000	1.000
37	37	3	0.2000	0.000	0.000	0.000	1.000
38	38	3	0.2000	0.000	0.000	0.000	1.000
39	39	3	0.2000	0.000	0.000	0.000	1.000
40	40	3	0.2000	0.000	0.000	0.000	1.000
41	41	3	0.2000	0.000	0.000	0.000	1.000
42	42	3	0.2000	0.000	0.000	0.000	1.000
43	43	3	0.2000	0.000	0.000	0.000	1.000
44	44	3	0.2000	0.000	0.000	0.000	1.000
45	45	3	0.2000	0.000	0.000	0.000	1.000
46	46	3	0.2000	0.000	0.000	0.000	1.000
47	47	3	0.2000	0.000	0.000	0.000	1.000
48	48	3	0.1500	0.000	0.000	0.000	1.000
49	49	3	0.5000E-01	0.000	0.000	0.000	1.000

```
+-------------------------------------------------------------------------------------------------------------------------+
|                   PARATIEPLUS(TM)   NLS ENGINE RELEASE  2018.0    FULL VERSION  *Build date:Nov 13, 2017*               |
|                                                                                                                         |
|                                    NewProject.BaseDesignSection_28.SISMICASTR_1243                                      |
|                                   Exe Time : 4 September 2018 18:02:11                                                  |
+-------------------------------------------------------------------------------------------------------------------------+
 ELEMENT GROUP NO.  2

0_R                                                          :
   5  49   0   1   0   0   0   0   0   0   0   0   0   0   0   3   0   0   0   0
.....................................
.........2D PLASTIC SOIL ..........
.....................................

element group behaviour throughout stage analysis

stage   status
------------------
    1   active
    2   active
    3   active
    4   active
    5   active
    6   active

 material set no.    1

 prop( 1) angle              180.000
 prop( 2) layer as foreseen  1.00000


 material set no.    2

 prop( 1) angle              180.000
 prop( 2) layer as foreseen  2.00000


 material set no.    3

 prop( 1) angle              180.000
 prop( 2) layer as foreseen  3.00000


 element data

   el    n  mat      area      .....     .....     .....      flag
-------------------------------------------------------------------

    1    1    2   0.1000     0.000     0.000     0.000     2.000
    2    2    2   0.2000     0.000     0.000     0.000     2.000
    3    3    2   0.2000     0.000     0.000     0.000     2.000
    4    4    2   0.2000     0.000     0.000     0.000     2.000
    5    5    2   0.2000     0.000     0.000     0.000     2.000
    6    6    2   0.2000     0.000     0.000     0.000     2.000
    7    7    2   0.2000     0.000     0.000     0.000     2.000
    8    8    2   0.2000     0.000     0.000     0.000     2.000
    9    9    2   0.2000     0.000     0.000     0.000     2.000
   10   10    2   0.2000     0.000     0.000     0.000     2.000
   11   11    2   0.2000     0.000     0.000     0.000     2.000
   12   12    2   0.2000     0.000     0.000     0.000     2.000
   13   13    2   0.2000     0.000     0.000     0.000     2.000
   14   14    2   0.2000     0.000     0.000     0.000     2.000
   15   15    2   0.2000     0.000     0.000     0.000     2.000
   16   16    2   0.2000     0.000     0.000     0.000     2.000
   17   17    2   0.2000     0.000     0.000     0.000     2.000
   18   18    2   0.2000     0.000     0.000     0.000     2.000
   19   19    2   0.2000     0.000     0.000     0.000     2.000
   20   20    2   0.2000     0.000     0.000     0.000     2.000
   21   21    2   0.2000     0.000     0.000     0.000     2.000
   22   22    2   0.2000     0.000     0.000     0.000     2.000
   23   23    2   0.2000     0.000     0.000     0.000     2.000
```

24	24	2	0.2000	0.000	0.000	0.000	2.000
25	25	2	0.2000	0.000	0.000	0.000	2.000
26	26	2	0.2000	0.000	0.000	0.000	2.000
27	27	3	0.2000	0.000	0.000	0.000	2.000
28	28	3	0.2000	0.000	0.000	0.000	2.000
29	29	3	0.2000	0.000	0.000	0.000	2.000
30	30	3	0.2000	0.000	0.000	0.000	2.000
31	31	3	0.2000	0.000	0.000	0.000	2.000
32	32	3	0.2000	0.000	0.000	0.000	2.000
33	33	3	0.2000	0.000	0.000	0.000	2.000
34	34	3	0.2000	0.000	0.000	0.000	2.000
35	35	3	0.2000	0.000	0.000	0.000	2.000
36	36	3	0.2000	0.000	0.000	0.000	2.000
37	37	3	0.2000	0.000	0.000	0.000	2.000
38	38	3	0.2000	0.000	0.000	0.000	2.000
39	39	3	0.2000	0.000	0.000	0.000	2.000
40	40	3	0.2000	0.000	0.000	0.000	2.000
41	41	3	0.2000	0.000	0.000	0.000	2.000
42	42	3	0.2000	0.000	0.000	0.000	2.000
43	43	3	0.2000	0.000	0.000	0.000	2.000
44	44	3	0.2000	0.000	0.000	0.000	2.000
45	45	3	0.2000	0.000	0.000	0.000	2.000
46	46	3	0.2000	0.000	0.000	0.000	2.000
47	47	3	0.2000	0.000	0.000	0.000	2.000
48	48	3	0.1500	0.000	0.000	0.000	2.000
49	49	3	0.5000E-01	0.000	0.000	0.000	2.000

```
+---------------------------------------------------------------------------------------------------------------------+
|                   PARATIEPLUS(TM)   NLS ENGINE RELEASE  2018.0    FULL VERSION  *Build date:Nov 13, 2017*            |
|                                                                                                                     |
|                                    NewProject.BaseDesignSection_28.SISMICASTR_1243                                  |
|                                   Exe Time : 4 September 2018 18:02:11                                              |
+---------------------------------------------------------------------------------------------------------------------+
 ELEMENT GROUP NO.  3

WallElement_33                                          :
   2  48   0   1   0   0   0   0   0   0   0   0   0   0   1   0   0   1   0
.....................................
.........2D WALL ELEMENT...........
.....................................

element group behaviour throughout stage analysis

stage   status
------------------
    1   active
    2   active
    3   active
    4   active
    5   active
    6   active

 material set no.    1

 prop( 1) young modulus      0.314800E+08
 prop( 2) modification  time  0.00000
 prop( 3) new young modulus   0.00000
 prop( 4) poisson ratio       0.00000
 prop( 5) future ............0.294300E-43

 no. of step variable items:     1
 step  inertia multipier
--------------------------
    1   1.000
    2   1.000
    3   1.000
    4   1.000
    5   1.000
    6   1.000

 element data

   el   na   nb  mat      erc1      erc2     thick      by-i      by-j
-------------------------------------------------------------

    1    1    2    1    0.000     0.000    0.9794     0.000     0.000
    2    2    3    1    0.000     0.000    0.9794     0.000     0.000
    3    3    4    1    0.000     0.000    0.9794     0.000     0.000
    4    4    5    1    0.000     0.000    0.9794     0.000     0.000
    5    5    6    1    0.000     0.000    0.9794     0.000     0.000
    6    6    7    1    0.000     0.000    0.9794     0.000     0.000
    7    7    8    1    0.000     0.000    0.9794     0.000     0.000
    8    8    9    1    0.000     0.000    0.9794     0.000     0.000
    9    9   10    1    0.000     0.000    0.9794     0.000     0.000
   10   10   11    1    0.000     0.000    0.9794     0.000     0.000
   11   11   12    1    0.000     0.000    0.9794     0.000     0.000
   12   12   13    1    0.000     0.000    0.9794     0.000     0.000
   13   13   14    1    0.000     0.000    0.9794     0.000     0.000
   14   14   15    1    0.000     0.000    0.9794     0.000     0.000
   15   15   16    1    0.000     0.000    0.9794     0.000     0.000
   16   16   17    1    0.000     0.000    0.9794     0.000     0.000
   17   17   18    1    0.000     0.000    0.9794     0.000     0.000
   18   18   19    1    0.000     0.000    0.9794     0.000     0.000
   19   19   20    1    0.000     0.000    0.9794     0.000     0.000
   20   20   21    1    0.000     0.000    0.9794     0.000     0.000
   21   21   22    1    0.000     0.000    0.9794     0.000     0.000
   22   22   23    1    0.000     0.000    0.9794     0.000     0.000
   23   23   24    1    0.000     0.000    0.9794     0.000     0.000
```

24	24	25	1	0.000	0.000	0.9794	0.000	0.000
25	25	26	1	0.000	0.000	0.9794	0.000	0.000
26	26	27	1	0.000	0.000	0.9794	0.000	0.000
27	27	28	1	0.000	0.000	0.9794	0.000	0.000
28	28	29	1	0.000	0.000	0.9794	0.000	0.000
29	29	30	1	0.000	0.000	0.9794	0.000	0.000
30	30	31	1	0.000	0.000	0.9794	0.000	0.000
31	31	32	1	0.000	0.000	0.9794	0.000	0.000
32	32	33	1	0.000	0.000	0.9794	0.000	0.000
33	33	34	1	0.000	0.000	0.9794	0.000	0.000
34	34	35	1	0.000	0.000	0.9794	0.000	0.000
35	35	36	1	0.000	0.000	0.9794	0.000	0.000
36	36	37	1	0.000	0.000	0.9794	0.000	0.000
37	37	38	1	0.000	0.000	0.9794	0.000	0.000
38	38	39	1	0.000	0.000	0.9794	0.000	0.000
39	39	40	1	0.000	0.000	0.9794	0.000	0.000
40	40	41	1	0.000	0.000	0.9794	0.000	0.000
41	41	42	1	0.000	0.000	0.9794	0.000	0.000
42	42	43	1	0.000	0.000	0.9794	0.000	0.000
43	43	44	1	0.000	0.000	0.9794	0.000	0.000
44	44	45	1	0.000	0.000	0.9794	0.000	0.000
45	45	46	1	0.000	0.000	0.9794	0.000	0.000
46	46	47	1	0.000	0.000	0.9794	0.000	0.000
47	47	48	1	0.000	0.000	0.9794	0.000	0.000
48	48	49	1	0.000	0.000	0.9794	0.000	0.000

```
+-------------------------------------------------------------------------------------------------------------------------------+
|                   PARATIEPLUS(TM)   NLS ENGINE RELEASE  2018.0    FULL VERSION  *Build date:Nov 13, 2017*                    |
|                                                                                                                               |
|                                    NewProject.BaseDesignSection_28.SISMICASTR_1243                                            |
|                                   Exe Time : 4 September 2018 18:02:11                                                        |
+-------------------------------------------------------------------------------------------------------------------------------+
 ELEMENT GROUP NO.  4

Tieback_175                                                 :
   6   1   0   1   0   0   0   0   0   0   0   0   0   0   0   1   0   0   2   0
.....................................
.........2D POST-TENSION ANCHOR....
.....................................

element group behaviour throughout stage analysis

stage   status
------------------
    1  inactive
    2  inactive
    3   active
    4   active
    5   active
    6   active

 material set no.    1

 prop( 1) angle          30.0000
 prop( 2) young modulus 0.200100E+09
 prop( 3) modification  time  0.00000
 prop( 4) new young modulus   0.00000

 no. of step variable items:     2
 step   -ve lim     +ve lim
-----------------------------
    1   0.000       0.000
    2   0.000       0.000
    3   0.000       0.000
    4   0.000       0.000
    5   0.000       0.000
    6   0.000       0.000

 element data

   el    n  mat       a/l     pinit    yieldc    yieldt
-----------------------------------------------------------

    1    1    1   0.8441E-05 138.5     0.000     0.000
```

```
+-------------------------------------------------------------------------------------------------------------------------+
|                   PARATIEPLUS(TM)   NLS ENGINE RELEASE  2018.0    FULL VERSION  *Build date:Nov 13, 2017*              |
|                                                                                                                         |
|                                    NewProject.BaseDesignSection_28.SISMICASTR_1243                                      |
|                                   Exe Time : 4 September 2018 18:02:11                                                  |
+-------------------------------------------------------------------------------------------------------------------------+


NO. OF NODAL LOADS  (NLOAD) ...................    0
NO. OF LOAD CURVES  (NLCUR) ...................   12
MAXIMUM POINTS/LCURVE (NPTM)...................    5
```

```
+-------------------------------------------------------------------------------------------------------------------------+
|                  PARATIEPLUS(TM)   NLS ENGINE RELEASE  2018.0    FULL VERSION  *Build date:Nov 13, 2017*              |
|                                                                                                                         |
|                                    NewProject.BaseDesignSection_28.SISMICASTR_1243                                      |
|                                   Exe Time : 4 September 2018 18:02:11                                                  |
+-------------------------------------------------------------------------------------------------------------------------+
L O A D     D A T A


    LOAD FUNCTION NUMBER   =    1
    NUMBER OF TIME POINTS  =    5

    TIME VALUE      FUNCTION

       0.00000    0.0000E+00
       0.80000    0.0000E+00
       1.00000    0.1000E+01
       1.20000    0.0000E+00
       7.00000    0.0000E+00


    LOAD FUNCTION NUMBER   =    2
    NUMBER OF TIME POINTS  =    5

    TIME VALUE      FUNCTION

       0.00000    0.0000E+00
       1.80000    0.0000E+00
       2.00000    0.1000E+01
       2.20000    0.0000E+00
       7.00000    0.0000E+00


    LOAD FUNCTION NUMBER   =    3
    NUMBER OF TIME POINTS  =    5

    TIME VALUE      FUNCTION

       0.00000    0.0000E+00
       2.80000    0.0000E+00
       3.00000    0.1000E+01
       3.20000    0.0000E+00
       7.00000    0.0000E+00


    LOAD FUNCTION NUMBER   =    4
    NUMBER OF TIME POINTS  =    5

    TIME VALUE      FUNCTION

       0.00000    0.0000E+00
       3.80000    0.0000E+00
       4.00000    0.1000E+01
       4.20000    0.0000E+00
       7.00000    0.0000E+00


    LOAD FUNCTION NUMBER   =    5
    NUMBER OF TIME POINTS  =    5

    TIME VALUE      FUNCTION

       0.00000    0.0000E+00
       4.80000    0.0000E+00
       5.00000    0.1000E+01
       5.20000    0.0000E+00
```

```
   7.00000    0.0000E+00


LOAD FUNCTION NUMBER   =    6
NUMBER OF TIME POINTS  =    5

TIME VALUE      FUNCTION

   0.00000    0.0000E+00
   5.80000    0.0000E+00
   6.00000    0.1000E+01
   6.20000    0.0000E+00
   7.00000    0.0000E+00


LOAD FUNCTION NUMBER   =    7
NUMBER OF TIME POINTS  =    4

TIME VALUE      FUNCTION

   0.00000    0.0000E+00
   0.80000    0.0000E+00
   1.00000    0.1000E+01
   7.00000    0.1000E+01


LOAD FUNCTION NUMBER   =    8
NUMBER OF TIME POINTS  =    4

TIME VALUE      FUNCTION

   0.00000    0.0000E+00
   1.80000    0.0000E+00
   2.00000    0.1000E+01
   7.00000    0.1000E+01


LOAD FUNCTION NUMBER   =    9
NUMBER OF TIME POINTS  =    4

TIME VALUE      FUNCTION

   0.00000    0.0000E+00
   2.80000    0.0000E+00
   3.00000    0.1000E+01
   7.00000    0.1000E+01


LOAD FUNCTION NUMBER   =   10
NUMBER OF TIME POINTS  =    4

TIME VALUE      FUNCTION

   0.00000    0.0000E+00
   3.80000    0.0000E+00
   4.00000    0.1000E+01
   7.00000    0.1000E+01


LOAD FUNCTION NUMBER   =   11
NUMBER OF TIME POINTS  =    4

TIME VALUE      FUNCTION

   0.00000    0.0000E+00
   4.80000    0.0000E+00
   5.00000    0.1000E+01
   7.00000    0.1000E+01
```

```
     LOAD FUNCTION NUMBER   =   12
     NUMBER OF TIME POINTS  =    4

     TIME VALUE      FUNCTION

        0.00000    0.0000E+00
        5.80000    0.0000E+00
        6.00000    0.1000E+01
        7.00000    0.1000E+01


 PROCESSING DISTRIBUTED LOADS CARD NO.    1
  AT Y-COORD  0.000     Z-COORD -5.100     PRESSURE  7.556
                        Z-COORD  0.000     PRESSURE  7.556
  L.CURVE        6

 NO. OF GENERATED NODAL FORCES    26
 NODE          Z-LVL               FORCE /  NODE          Z-LVL               FORCE /  NODE          Z-LVL
FORCE /

   26     -.5000E+01       0.1140956E+01 /    25     -.4800E+01       0.1526312E+01 /    24     -.4600E+01
0.1526312E+01 /
   23     -.4400E+01       0.1526312E+01 /    22     -.4200E+01       0.1526312E+01 /    21     -.4000E+01
0.1526308E+01 /
   20     -.3800E+01       0.1526308E+01 /    19     -.3600E+01       0.1526312E+01 /    18     -.3400E+01
0.1526312E+01 /
   17     -.3200E+01       0.1526316E+01 /    16     -.3000E+01       0.1526316E+01 /    15     -.2800E+01
0.1526312E+01 /
   14     -.2600E+01       0.1526312E+01 /    13     -.2400E+01       0.1526312E+01 /    12     -.2200E+01
0.1526312E+01 /
   11     -.2000E+01       0.1526312E+01 /    10     -.1800E+01       0.1526312E+01 /     9     -.1600E+01
0.1526312E+01 /
    8     -.1400E+01       0.1526312E+01 /     7     -.1200E+01       0.1526312E+01 /     6     -.1000E+01
0.1526312E+01 /
    5     -.8000E+00       0.1526312E+01 /     4     -.6000E+00       0.1526312E+01 /     3     -.4000E+00
0.1526312E+01 /
    2     -.2000E+00       0.1526312E+01 /     1     0.0000E+00       0.7631560E+00 /

  OVERALL APPLIED Y FORCE FOR CURRENT DISTRIBUTED LOAD               38.536


 NO. OF DISTRIBUTED LOAD CARDS     1
```

```
+-------------------------------------------------------------------------------------------------------------------------+
|                   PARATIEPLUS(TM)   NLS ENGINE RELEASE  2018.0    FULL VERSION  *Build date:Nov 13, 2017*              |
|                                                                                                                         |
|                                    NewProject.BaseDesignSection_28.SISMICASTR_1243                                      |
|                                   Exe Time : 4 September 2018 18:02:11                                                  |
+-------------------------------------------------------------------------------------------------------------------------+
L O A D     B A L A N C E

STEP     1 TOTAL APPLIED LOAD IN DIR.  2  Y-DISPL.F       0.0000000
STEP     1 TOTAL APPLIED LOAD IN DIR.  4   X-ROT. F       0.0000000

STEP     2 TOTAL APPLIED LOAD IN DIR.  2  Y-DISPL.F       0.0000000
STEP     2 TOTAL APPLIED LOAD IN DIR.  4   X-ROT. F       0.0000000

STEP     3 TOTAL APPLIED LOAD IN DIR.  2  Y-DISPL.F       0.0000000
STEP     3 TOTAL APPLIED LOAD IN DIR.  4   X-ROT. F       0.0000000

STEP     4 TOTAL APPLIED LOAD IN DIR.  2  Y-DISPL.F       0.0000000
STEP     4 TOTAL APPLIED LOAD IN DIR.  4   X-ROT. F       0.0000000

STEP     5 TOTAL APPLIED LOAD IN DIR.  2  Y-DISPL.F       0.0000000
STEP     5 TOTAL APPLIED LOAD IN DIR.  4   X-ROT. F       0.0000000

STEP     6 TOTAL APPLIED LOAD IN DIR.  2  Y-DISPL.F       38.535600
STEP     6 TOTAL APPLIED LOAD IN DIR.  4   X-ROT. F       0.0000000


                        LOAD INPUT SECTION COMPLETED
```

```
+-------------------------------------------------------------------------------------------------------------------------+
|                   PARATIEPLUS(TM)   NLS ENGINE RELEASE  2018.0    FULL VERSION  *Build date:Nov 13, 2017*              |
|                                                                                                                         |
|                                    NewProject.BaseDesignSection_28.SISMICASTR_1243                                      |
|                                   Exe Time : 4 September 2018 18:02:11                                                  |
+-------------------------------------------------------------------------------------------------------------------------+


NO. OF LAYERS ..............................    3
NO. OF DATA PER LAYER.......................  100
```

```
+-------------------------------------------------------------------------------------------------------------------------+
|                   PARATIEPLUS(TM)   NLS ENGINE RELEASE  2018.0    FULL VERSION  *Build date:Nov 13, 2017*               |
|                                                                                                                         |
|                                    NewProject.BaseDesignSection_28.SISMICASTR_1243                                      |
|                                   Exe Time : 4 September 2018 18:02:11                                                  |
+-------------------------------------------------------------------------------------------------------------------------+

LAYER DESCRIPTORS FOR STEP NO.    1


 NON ZERO LAYER DESCRIPTORS FOR LAYER NO.    1 FOR STEP NO.    1

ITEM NO.   1<NAME    >=  16.000     (BOTH WALLS)
ITEM NO.   2<NATURE  >=  1.0000     (BOTH WALLS)
ITEM NO.   3<LEVEL   >=  3.0000     (BOTH WALLS)
ITEM NO.   4<WALL    >=  1.0000     (BOTH WALLS)
ITEM NO.   5<GAMMAD  >=  19.000     (BOTH WALLS)
ITEM NO.   6<GAMMAB  >=  10.000     (BOTH WALLS)
ITEM NO.   7<GAMMAW  >=  10.000     (BOTH WALLS)
ITEM NO.   9<U-FRICT >=  38.000     (BOTH WALLS)
ITEM NO.  10<U-KA    >= 0.23800     WALL NO.        1
ITEM NO.  11<U-KP    >=  7.2320     WALL NO.        1
ITEM NO.  12<K0-NC   >= 0.50000     (BOTH WALLS)
ITEM NO.  13<NEXP    >= 0.50000     (BOTH WALLS)
ITEM NO.  14<OCR     >=  1.0000     (BOTH WALLS)
ITEM NO.  16<MODEL   >=  1.0000     (BOTH WALLS)
ITEM NO.  17<EVC     >=  15000.     (BOTH WALLS)
ITEM NO.  18<EUR     >=  45000.     (BOTH WALLS)
ITEM NO.  27<U-PERM  >= 0.10000E-03 (BOTH WALLS)
ITEM NO.  52<D-NATURE>=  1.0000     (BOTH WALLS)
ITEM NO.  53<D-LEVEL >=  0.0000     (BOTH WALLS)
ITEM NO.  59<D-FRICT >=  38.000     (BOTH WALLS)
ITEM NO.  60<D-KA    >= 0.23800     WALL NO.        1
ITEM NO.  61<D-KP    >=  7.2320     WALL NO.        1
ITEM NO.  77<D-PERM  >= 0.10000E-03 (BOTH WALLS)

 NON ZERO LAYER DESCRIPTORS FOR LAYER NO.    2 FOR STEP NO.    1

ITEM NO.   1<NAME    >=  17.000     (BOTH WALLS)
ITEM NO.   2<NATURE  >=  1.0000     (BOTH WALLS)
ITEM NO.   3<LEVEL   >=  0.0000     (BOTH WALLS)
ITEM NO.   4<WALL    >=  1.0000     (BOTH WALLS)
ITEM NO.   5<GAMMAD  >=  16.000     (BOTH WALLS)
ITEM NO.   6<GAMMAB  >=  6.0000     (BOTH WALLS)
ITEM NO.   7<GAMMAW  >=  10.000     (BOTH WALLS)
ITEM NO.   9<U-FRICT >=  30.000     (BOTH WALLS)
ITEM NO.  10<U-KA    >= 0.33300     WALL NO.        1
ITEM NO.  11<U-KP    >=  5.5480     WALL NO.        1
ITEM NO.  12<K0-NC   >= 0.50000     (BOTH WALLS)
ITEM NO.  13<NEXP    >= 0.50000     (BOTH WALLS)
ITEM NO.  14<OCR     >=  1.0000     (BOTH WALLS)
ITEM NO.  16<MODEL   >=  1.0000     (BOTH WALLS)
ITEM NO.  17<EVC     >=  30000.     (BOTH WALLS)
ITEM NO.  18<EUR     >=  48000.     (BOTH WALLS)
ITEM NO.  27<U-PERM  >= 0.10000E-04 (BOTH WALLS)
ITEM NO.  52<D-NATURE>=  1.0000     (BOTH WALLS)
ITEM NO.  53<D-LEVEL >=  0.0000     (BOTH WALLS)
ITEM NO.  59<D-FRICT >=  30.000     (BOTH WALLS)
ITEM NO.  60<D-KA    >= 0.33300     WALL NO.        1
ITEM NO.  61<D-KP    >=  4.2880     WALL NO.        1
ITEM NO.  77<D-PERM  >= 0.10000E-04 (BOTH WALLS)

 NON ZERO LAYER DESCRIPTORS FOR LAYER NO.    3 FOR STEP NO.    1

ITEM NO.   1<NAME    >=  18.000     (BOTH WALLS)
ITEM NO.   2<NATURE  >=  1.0000     (BOTH WALLS)
ITEM NO.   3<LEVEL   >= -5.0000     (BOTH WALLS)
ITEM NO.   4<WALL    >=  1.0000     (BOTH WALLS)
ITEM NO.   5<GAMMAD  >=  16.000     (BOTH WALLS)
ITEM NO.   6<GAMMAB  >=  6.0000     (BOTH WALLS)
ITEM NO.   7<GAMMAW  >=  10.000     (BOTH WALLS)
```

```
ITEM NO.   8<U-COHE  >=  1.0000     (BOTH WALLS)
ITEM NO.   9<U-FRICT >=  33.000     (BOTH WALLS)
ITEM NO.  10<U-KA    >= 0.29500     WALL NO.        1
ITEM NO.  11<U-KP    >=  6.6480     WALL NO.        1
ITEM NO.  12<K0-NC   >= 0.50000     (BOTH WALLS)
ITEM NO.  13<NEXP    >= 0.50000     (BOTH WALLS)
ITEM NO.  14<OCR     >=  1.0000     (BOTH WALLS)
ITEM NO.  16<MODEL   >=  1.0000     (BOTH WALLS)
ITEM NO.  17<EVC     >=  68000.     (BOTH WALLS)
ITEM NO.  18<EUR     >= 0.10880E+06 (BOTH WALLS)
ITEM NO.  27<U-PERM  >= 0.10000E-04 (BOTH WALLS)
ITEM NO.  52<D-NATURE>=  1.0000     (BOTH WALLS)
ITEM NO.  53<D-LEVEL >=  0.0000     (BOTH WALLS)
ITEM NO.  58<D-COHE  >=  1.0000     (BOTH WALLS)
ITEM NO.  59<D-FRICT >=  33.000     (BOTH WALLS)
ITEM NO.  60<D-KA    >= 0.29500     WALL NO.        1
ITEM NO.  61<D-KP    >=  5.1600     WALL NO.        1
ITEM NO.  77<D-PERM  >= 0.10000E-04 (BOTH WALLS)

LAYER DESCRIPTORS FOR STEP NO.    2


 NON ZERO LAYER DESCRIPTORS FOR LAYER NO.    1 FOR STEP NO.    2

ITEM NO.   1<NAME    >=  16.000     (BOTH WALLS)
ITEM NO.   2<NATURE  >=  1.0000     (BOTH WALLS)
ITEM NO.   3<LEVEL   >=  3.0000     (BOTH WALLS)
ITEM NO.   4<WALL    >=  1.0000     (BOTH WALLS)
ITEM NO.   5<GAMMAD  >=  19.000     (BOTH WALLS)
ITEM NO.   6<GAMMAB  >=  10.000     (BOTH WALLS)
ITEM NO.   7<GAMMAW  >=  10.000     (BOTH WALLS)
ITEM NO.   9<U-FRICT >=  38.000     (BOTH WALLS)
ITEM NO.  10<U-KA    >= 0.23800     WALL NO.        1
ITEM NO.  11<U-KP    >=  7.2320     WALL NO.        1
ITEM NO.  12<K0-NC   >= 0.50000     (BOTH WALLS)
ITEM NO.  13<NEXP    >= 0.50000     (BOTH WALLS)
ITEM NO.  14<OCR     >=  1.0000     (BOTH WALLS)
ITEM NO.  16<MODEL   >=  1.0000     (BOTH WALLS)
ITEM NO.  17<EVC     >=  15000.     (BOTH WALLS)
ITEM NO.  18<EUR     >=  45000.     (BOTH WALLS)
ITEM NO.  27<U-PERM  >= 0.10000E-03 (BOTH WALLS)
ITEM NO.  52<D-NATURE>=  1.0000     (BOTH WALLS)
ITEM NO.  53<D-LEVEL >=  0.0000     (BOTH WALLS)
ITEM NO.  59<D-FRICT >=  38.000     (BOTH WALLS)
ITEM NO.  60<D-KA    >= 0.23800     WALL NO.        1
ITEM NO.  61<D-KP    >=  7.2320     WALL NO.        1
ITEM NO.  77<D-PERM  >= 0.10000E-03 (BOTH WALLS)

 NON ZERO LAYER DESCRIPTORS FOR LAYER NO.    2 FOR STEP NO.    2

ITEM NO.   1<NAME    >=  17.000     (BOTH WALLS)
ITEM NO.   2<NATURE  >=  1.0000     (BOTH WALLS)
ITEM NO.   3<LEVEL   >=  0.0000     (BOTH WALLS)
ITEM NO.   4<WALL    >=  1.0000     (BOTH WALLS)
ITEM NO.   5<GAMMAD  >=  16.000     (BOTH WALLS)
ITEM NO.   6<GAMMAB  >=  6.0000     (BOTH WALLS)
ITEM NO.   7<GAMMAW  >=  10.000     (BOTH WALLS)
ITEM NO.   9<U-FRICT >=  30.000     (BOTH WALLS)
ITEM NO.  10<U-KA    >= 0.33300     WALL NO.        1
ITEM NO.  11<U-KP    >=  5.5480     WALL NO.        1
ITEM NO.  12<K0-NC   >= 0.50000     (BOTH WALLS)
ITEM NO.  13<NEXP    >= 0.50000     (BOTH WALLS)
ITEM NO.  14<OCR     >=  1.0000     (BOTH WALLS)
ITEM NO.  16<MODEL   >=  1.0000     (BOTH WALLS)
ITEM NO.  17<EVC     >=  30000.     (BOTH WALLS)
ITEM NO.  18<EUR     >=  48000.     (BOTH WALLS)
ITEM NO.  27<U-PERM  >= 0.10000E-04 (BOTH WALLS)
ITEM NO.  52<D-NATURE>=  1.0000     (BOTH WALLS)
ITEM NO.  53<D-LEVEL >=  0.0000     (BOTH WALLS)
ITEM NO.  59<D-FRICT >=  30.000     (BOTH WALLS)
ITEM NO.  60<D-KA    >= 0.33300     WALL NO.        1
ITEM NO.  61<D-KP    >=  4.2880     WALL NO.        1
ITEM NO.  77<D-PERM  >= 0.10000E-04 (BOTH WALLS)
```

```
 NON ZERO LAYER DESCRIPTORS FOR LAYER NO.    3 FOR STEP NO.    2

ITEM NO.   1<NAME    >=  18.000     (BOTH WALLS)
ITEM NO.   2<NATURE  >=  1.0000     (BOTH WALLS)
ITEM NO.   3<LEVEL   >= -5.0000     (BOTH WALLS)
ITEM NO.   4<WALL    >=  1.0000     (BOTH WALLS)
ITEM NO.   5<GAMMAD  >=  16.000     (BOTH WALLS)
ITEM NO.   6<GAMMAB  >=  6.0000     (BOTH WALLS)
ITEM NO.   7<GAMMAW  >=  10.000     (BOTH WALLS)
ITEM NO.   8<U-COHE  >=  1.0000     (BOTH WALLS)
ITEM NO.   9<U-FRICT >=  33.000     (BOTH WALLS)
ITEM NO.  10<U-KA    >= 0.29500     WALL NO.        1
ITEM NO.  11<U-KP    >=  6.6480     WALL NO.        1
ITEM NO.  12<K0-NC   >= 0.50000     (BOTH WALLS)
ITEM NO.  13<NEXP    >= 0.50000     (BOTH WALLS)
ITEM NO.  14<OCR     >=  1.0000     (BOTH WALLS)
ITEM NO.  16<MODEL   >=  1.0000     (BOTH WALLS)
ITEM NO.  17<EVC     >=  68000.     (BOTH WALLS)
ITEM NO.  18<EUR     >= 0.10880E+06 (BOTH WALLS)
ITEM NO.  27<U-PERM  >= 0.10000E-04 (BOTH WALLS)
ITEM NO.  52<D-NATURE>=  1.0000     (BOTH WALLS)
ITEM NO.  53<D-LEVEL >=  0.0000     (BOTH WALLS)
ITEM NO.  58<D-COHE  >=  1.0000     (BOTH WALLS)
ITEM NO.  59<D-FRICT >=  33.000     (BOTH WALLS)
ITEM NO.  60<D-KA    >= 0.29500     WALL NO.        1
ITEM NO.  61<D-KP    >=  5.1600     WALL NO.        1
ITEM NO.  77<D-PERM  >= 0.10000E-04 (BOTH WALLS)

LAYER DESCRIPTORS FOR STEP NO.    3


 NON ZERO LAYER DESCRIPTORS FOR LAYER NO.    1 FOR STEP NO.    3

ITEM NO.   1<NAME    >=  16.000     (BOTH WALLS)
ITEM NO.   2<NATURE  >=  1.0000     (BOTH WALLS)
ITEM NO.   3<LEVEL   >=  3.0000     (BOTH WALLS)
ITEM NO.   4<WALL    >=  1.0000     (BOTH WALLS)
ITEM NO.   5<GAMMAD  >=  19.000     (BOTH WALLS)
ITEM NO.   6<GAMMAB  >=  10.000     (BOTH WALLS)
ITEM NO.   7<GAMMAW  >=  10.000     (BOTH WALLS)
ITEM NO.   9<U-FRICT >=  38.000     (BOTH WALLS)
ITEM NO.  10<U-KA    >= 0.23800     WALL NO.        1
ITEM NO.  11<U-KP    >=  7.2320     WALL NO.        1
ITEM NO.  12<K0-NC   >= 0.50000     (BOTH WALLS)
ITEM NO.  13<NEXP    >= 0.50000     (BOTH WALLS)
ITEM NO.  14<OCR     >=  1.0000     (BOTH WALLS)
ITEM NO.  16<MODEL   >=  1.0000     (BOTH WALLS)
ITEM NO.  17<EVC     >=  15000.     (BOTH WALLS)
ITEM NO.  18<EUR     >=  45000.     (BOTH WALLS)
ITEM NO.  27<U-PERM  >= 0.10000E-03 (BOTH WALLS)
ITEM NO.  52<D-NATURE>=  1.0000     (BOTH WALLS)
ITEM NO.  53<D-LEVEL >=  0.0000     (BOTH WALLS)
ITEM NO.  59<D-FRICT >=  38.000     (BOTH WALLS)
ITEM NO.  60<D-KA    >= 0.23800     WALL NO.        1
ITEM NO.  61<D-KP    >=  7.2320     WALL NO.        1
ITEM NO.  77<D-PERM  >= 0.10000E-03 (BOTH WALLS)

 NON ZERO LAYER DESCRIPTORS FOR LAYER NO.    2 FOR STEP NO.    3

ITEM NO.   1<NAME    >=  17.000     (BOTH WALLS)
ITEM NO.   2<NATURE  >=  1.0000     (BOTH WALLS)
ITEM NO.   3<LEVEL   >=  0.0000     (BOTH WALLS)
ITEM NO.   4<WALL    >=  1.0000     (BOTH WALLS)
ITEM NO.   5<GAMMAD  >=  16.000     (BOTH WALLS)
ITEM NO.   6<GAMMAB  >=  6.0000     (BOTH WALLS)
ITEM NO.   7<GAMMAW  >=  10.000     (BOTH WALLS)
ITEM NO.   9<U-FRICT >=  30.000     (BOTH WALLS)
ITEM NO.  10<U-KA    >= 0.33300     WALL NO.        1
ITEM NO.  11<U-KP    >=  5.5480     WALL NO.        1
ITEM NO.  12<K0-NC   >= 0.50000     (BOTH WALLS)
ITEM NO.  13<NEXP    >= 0.50000     (BOTH WALLS)
ITEM NO.  14<OCR     >=  1.0000     (BOTH WALLS)
ITEM NO.  16<MODEL   >=  1.0000     (BOTH WALLS)
ITEM NO.  17<EVC     >=  30000.     (BOTH WALLS)
```

```
ITEM NO.  18<EUR     >=  48000.     (BOTH WALLS)
ITEM NO.  27<U-PERM  >= 0.10000E-04 (BOTH WALLS)
ITEM NO.  52<D-NATURE>=  1.0000     (BOTH WALLS)
ITEM NO.  53<D-LEVEL >=  0.0000     (BOTH WALLS)
ITEM NO.  59<D-FRICT >=  30.000     (BOTH WALLS)
ITEM NO.  60<D-KA    >= 0.33300     WALL NO.        1
ITEM NO.  61<D-KP    >=  4.2880     WALL NO.        1
ITEM NO.  77<D-PERM  >= 0.10000E-04 (BOTH WALLS)

 NON ZERO LAYER DESCRIPTORS FOR LAYER NO.    3 FOR STEP NO.    3

ITEM NO.   1<NAME    >=  18.000     (BOTH WALLS)
ITEM NO.   2<NATURE  >=  1.0000     (BOTH WALLS)
ITEM NO.   3<LEVEL   >= -5.0000     (BOTH WALLS)
ITEM NO.   4<WALL    >=  1.0000     (BOTH WALLS)
ITEM NO.   5<GAMMAD  >=  16.000     (BOTH WALLS)
ITEM NO.   6<GAMMAB  >=  6.0000     (BOTH WALLS)
ITEM NO.   7<GAMMAW  >=  10.000     (BOTH WALLS)
ITEM NO.   8<U-COHE  >=  1.0000     (BOTH WALLS)
ITEM NO.   9<U-FRICT >=  33.000     (BOTH WALLS)
ITEM NO.  10<U-KA    >= 0.29500     WALL NO.        1
ITEM NO.  11<U-KP    >=  6.6480     WALL NO.        1
ITEM NO.  12<K0-NC   >= 0.50000     (BOTH WALLS)
ITEM NO.  13<NEXP    >= 0.50000     (BOTH WALLS)
ITEM NO.  14<OCR     >=  1.0000     (BOTH WALLS)
ITEM NO.  16<MODEL   >=  1.0000     (BOTH WALLS)
ITEM NO.  17<EVC     >=  68000.     (BOTH WALLS)
ITEM NO.  18<EUR     >= 0.10880E+06 (BOTH WALLS)
ITEM NO.  27<U-PERM  >= 0.10000E-04 (BOTH WALLS)
ITEM NO.  52<D-NATURE>=  1.0000     (BOTH WALLS)
ITEM NO.  53<D-LEVEL >=  0.0000     (BOTH WALLS)
ITEM NO.  58<D-COHE  >=  1.0000     (BOTH WALLS)
ITEM NO.  59<D-FRICT >=  33.000     (BOTH WALLS)
ITEM NO.  60<D-KA    >= 0.29500     WALL NO.        1
ITEM NO.  61<D-KP    >=  5.1600     WALL NO.        1
ITEM NO.  77<D-PERM  >= 0.10000E-04 (BOTH WALLS)

LAYER DESCRIPTORS FOR STEP NO.    4


 NON ZERO LAYER DESCRIPTORS FOR LAYER NO.    1 FOR STEP NO.    4

ITEM NO.   1<NAME    >=  16.000     (BOTH WALLS)
ITEM NO.   2<NATURE  >=  1.0000     (BOTH WALLS)
ITEM NO.   3<LEVEL   >=  3.0000     (BOTH WALLS)
ITEM NO.   4<WALL    >=  1.0000     (BOTH WALLS)
ITEM NO.   5<GAMMAD  >=  19.000     (BOTH WALLS)
ITEM NO.   6<GAMMAB  >=  10.000     (BOTH WALLS)
ITEM NO.   7<GAMMAW  >=  10.000     (BOTH WALLS)
ITEM NO.   9<U-FRICT >=  38.000     (BOTH WALLS)
ITEM NO.  10<U-KA    >= 0.23800     WALL NO.        1
ITEM NO.  11<U-KP    >=  7.2320     WALL NO.        1
ITEM NO.  12<K0-NC   >= 0.50000     (BOTH WALLS)
ITEM NO.  13<NEXP    >= 0.50000     (BOTH WALLS)
ITEM NO.  14<OCR     >=  1.0000     (BOTH WALLS)
ITEM NO.  16<MODEL   >=  1.0000     (BOTH WALLS)
ITEM NO.  17<EVC     >=  15000.     (BOTH WALLS)
ITEM NO.  18<EUR     >=  45000.     (BOTH WALLS)
ITEM NO.  27<U-PERM  >= 0.10000E-03 (BOTH WALLS)
ITEM NO.  52<D-NATURE>=  1.0000     (BOTH WALLS)
ITEM NO.  53<D-LEVEL >=  0.0000     (BOTH WALLS)
ITEM NO.  59<D-FRICT >=  38.000     (BOTH WALLS)
ITEM NO.  60<D-KA    >= 0.23800     WALL NO.        1
ITEM NO.  61<D-KP    >=  7.2320     WALL NO.        1
ITEM NO.  77<D-PERM  >= 0.10000E-03 (BOTH WALLS)

 NON ZERO LAYER DESCRIPTORS FOR LAYER NO.    2 FOR STEP NO.    4

ITEM NO.   1<NAME    >=  17.000     (BOTH WALLS)
ITEM NO.   2<NATURE  >=  1.0000     (BOTH WALLS)
ITEM NO.   3<LEVEL   >=  0.0000     (BOTH WALLS)
ITEM NO.   4<WALL    >=  1.0000     (BOTH WALLS)
ITEM NO.   5<GAMMAD  >=  16.000     (BOTH WALLS)
ITEM NO.   6<GAMMAB  >=  6.0000     (BOTH WALLS)
```

```
ITEM NO.   7<GAMMAW  >=  10.000     (BOTH WALLS)
ITEM NO.   9<U-FRICT >=  30.000     (BOTH WALLS)
ITEM NO.  10<U-KA    >= 0.33300     WALL NO.        1
ITEM NO.  11<U-KP    >=  5.5480     WALL NO.        1
ITEM NO.  12<K0-NC   >= 0.50000     (BOTH WALLS)
ITEM NO.  13<NEXP    >= 0.50000     (BOTH WALLS)
ITEM NO.  14<OCR     >=  1.0000     (BOTH WALLS)
ITEM NO.  16<MODEL   >=  1.0000     (BOTH WALLS)
ITEM NO.  17<EVC     >=  30000.     (BOTH WALLS)
ITEM NO.  18<EUR     >=  48000.     (BOTH WALLS)
ITEM NO.  27<U-PERM  >= 0.10000E-04 (BOTH WALLS)
ITEM NO.  52<D-NATURE>=  1.0000     (BOTH WALLS)
ITEM NO.  53<D-LEVEL >=  0.0000     (BOTH WALLS)
ITEM NO.  59<D-FRICT >=  30.000     (BOTH WALLS)
ITEM NO.  60<D-KA    >= 0.33300     WALL NO.        1
ITEM NO.  61<D-KP    >=  4.2880     WALL NO.        1
ITEM NO.  77<D-PERM  >= 0.10000E-04 (BOTH WALLS)

 NON ZERO LAYER DESCRIPTORS FOR LAYER NO.    3 FOR STEP NO.    4

ITEM NO.   1<NAME    >=  18.000     (BOTH WALLS)
ITEM NO.   2<NATURE  >=  1.0000     (BOTH WALLS)
ITEM NO.   3<LEVEL   >= -5.0000     (BOTH WALLS)
ITEM NO.   4<WALL    >=  1.0000     (BOTH WALLS)
ITEM NO.   5<GAMMAD  >=  16.000     (BOTH WALLS)
ITEM NO.   6<GAMMAB  >=  6.0000     (BOTH WALLS)
ITEM NO.   7<GAMMAW  >=  10.000     (BOTH WALLS)
ITEM NO.   8<U-COHE  >=  1.0000     (BOTH WALLS)
ITEM NO.   9<U-FRICT >=  33.000     (BOTH WALLS)
ITEM NO.  10<U-KA    >= 0.29500     WALL NO.        1
ITEM NO.  11<U-KP    >=  6.6480     WALL NO.        1
ITEM NO.  12<K0-NC   >= 0.50000     (BOTH WALLS)
ITEM NO.  13<NEXP    >= 0.50000     (BOTH WALLS)
ITEM NO.  14<OCR     >=  1.0000     (BOTH WALLS)
ITEM NO.  16<MODEL   >=  1.0000     (BOTH WALLS)
ITEM NO.  17<EVC     >=  68000.     (BOTH WALLS)
ITEM NO.  18<EUR     >= 0.10880E+06 (BOTH WALLS)
ITEM NO.  27<U-PERM  >= 0.10000E-04 (BOTH WALLS)
ITEM NO.  52<D-NATURE>=  1.0000     (BOTH WALLS)
ITEM NO.  53<D-LEVEL >=  0.0000     (BOTH WALLS)
ITEM NO.  58<D-COHE  >=  1.0000     (BOTH WALLS)
ITEM NO.  59<D-FRICT >=  33.000     (BOTH WALLS)
ITEM NO.  60<D-KA    >= 0.29500     WALL NO.        1
ITEM NO.  61<D-KP    >=  5.1600     WALL NO.        1
ITEM NO.  77<D-PERM  >= 0.10000E-04 (BOTH WALLS)

LAYER DESCRIPTORS FOR STEP NO.    5

 NON ZERO LAYER DESCRIPTORS FOR LAYER NO.    1 FOR STEP NO.    5

ITEM NO.   1<NAME    >=  16.000     (BOTH WALLS)
ITEM NO.   2<NATURE  >=  1.0000     (BOTH WALLS)
ITEM NO.   3<LEVEL   >=  3.0000     (BOTH WALLS)
ITEM NO.   4<WALL    >=  1.0000     (BOTH WALLS)
ITEM NO.   5<GAMMAD  >=  19.000     (BOTH WALLS)
ITEM NO.   6<GAMMAB  >=  10.000     (BOTH WALLS)
ITEM NO.   7<GAMMAW  >=  10.000     (BOTH WALLS)
ITEM NO.   9<U-FRICT >=  38.000     (BOTH WALLS)
ITEM NO.  10<U-KA    >= 0.23800     WALL NO.        1
ITEM NO.  11<U-KP    >=  7.2320     WALL NO.        1
ITEM NO.  12<K0-NC   >= 0.50000     (BOTH WALLS)
ITEM NO.  13<NEXP    >= 0.50000     (BOTH WALLS)
ITEM NO.  14<OCR     >=  1.0000     (BOTH WALLS)
ITEM NO.  16<MODEL   >=  1.0000     (BOTH WALLS)
ITEM NO.  17<EVC     >=  15000.     (BOTH WALLS)
ITEM NO.  18<EUR     >=  45000.     (BOTH WALLS)
ITEM NO.  27<U-PERM  >= 0.10000E-03 (BOTH WALLS)
ITEM NO.  52<D-NATURE>=  1.0000     (BOTH WALLS)
ITEM NO.  53<D-LEVEL >=  0.0000     (BOTH WALLS)
ITEM NO.  59<D-FRICT >=  38.000     (BOTH WALLS)
ITEM NO.  60<D-KA    >= 0.23800     WALL NO.        1
ITEM NO.  61<D-KP    >=  7.2320     WALL NO.        1
ITEM NO.  77<D-PERM  >= 0.10000E-03 (BOTH WALLS)
```

```
 NON ZERO LAYER DESCRIPTORS FOR LAYER NO.    2 FOR STEP NO.    5

ITEM NO.   1<NAME    >=  17.000     (BOTH WALLS)
ITEM NO.   2<NATURE  >=  1.0000     (BOTH WALLS)
ITEM NO.   3<LEVEL   >=  0.0000     (BOTH WALLS)
ITEM NO.   4<WALL    >=  1.0000     (BOTH WALLS)
ITEM NO.   5<GAMMAD  >=  16.000     (BOTH WALLS)
ITEM NO.   6<GAMMAB  >=  6.0000     (BOTH WALLS)
ITEM NO.   7<GAMMAW  >=  10.000     (BOTH WALLS)
ITEM NO.   9<U-FRICT >=  30.000     (BOTH WALLS)
ITEM NO.  10<U-KA    >= 0.33300     WALL NO.        1
ITEM NO.  11<U-KP    >=  5.5480     WALL NO.        1
ITEM NO.  12<K0-NC   >= 0.50000     (BOTH WALLS)
ITEM NO.  13<NEXP    >= 0.50000     (BOTH WALLS)
ITEM NO.  14<OCR     >=  1.0000     (BOTH WALLS)
ITEM NO.  16<MODEL   >=  1.0000     (BOTH WALLS)
ITEM NO.  17<EVC     >=  30000.     (BOTH WALLS)
ITEM NO.  18<EUR     >=  48000.     (BOTH WALLS)
ITEM NO.  27<U-PERM  >= 0.10000E-04 (BOTH WALLS)
ITEM NO.  52<D-NATURE>=  1.0000     (BOTH WALLS)
ITEM NO.  53<D-LEVEL >=  0.0000     (BOTH WALLS)
ITEM NO.  59<D-FRICT >=  30.000     (BOTH WALLS)
ITEM NO.  60<D-KA    >= 0.33300     WALL NO.        1
ITEM NO.  61<D-KP    >=  4.2880     WALL NO.        1
ITEM NO.  77<D-PERM  >= 0.10000E-04 (BOTH WALLS)

 NON ZERO LAYER DESCRIPTORS FOR LAYER NO.    3 FOR STEP NO.    5

ITEM NO.   1<NAME    >=  18.000     (BOTH WALLS)
ITEM NO.   2<NATURE  >=  1.0000     (BOTH WALLS)
ITEM NO.   3<LEVEL   >= -5.0000     (BOTH WALLS)
ITEM NO.   4<WALL    >=  1.0000     (BOTH WALLS)
ITEM NO.   5<GAMMAD  >=  16.000     (BOTH WALLS)
ITEM NO.   6<GAMMAB  >=  6.0000     (BOTH WALLS)
ITEM NO.   7<GAMMAW  >=  10.000     (BOTH WALLS)
ITEM NO.   8<U-COHE  >=  1.0000     (BOTH WALLS)
ITEM NO.   9<U-FRICT >=  33.000     (BOTH WALLS)
ITEM NO.  10<U-KA    >= 0.29500     WALL NO.        1
ITEM NO.  11<U-KP    >=  6.6480     WALL NO.        1
ITEM NO.  12<K0-NC   >= 0.50000     (BOTH WALLS)
ITEM NO.  13<NEXP    >= 0.50000     (BOTH WALLS)
ITEM NO.  14<OCR     >=  1.0000     (BOTH WALLS)
ITEM NO.  16<MODEL   >=  1.0000     (BOTH WALLS)
ITEM NO.  17<EVC     >=  68000.     (BOTH WALLS)
ITEM NO.  18<EUR     >= 0.10880E+06 (BOTH WALLS)
ITEM NO.  27<U-PERM  >= 0.10000E-04 (BOTH WALLS)
ITEM NO.  52<D-NATURE>=  1.0000     (BOTH WALLS)
ITEM NO.  53<D-LEVEL >=  0.0000     (BOTH WALLS)
ITEM NO.  58<D-COHE  >=  1.0000     (BOTH WALLS)
ITEM NO.  59<D-FRICT >=  33.000     (BOTH WALLS)
ITEM NO.  60<D-KA    >= 0.29500     WALL NO.        1
ITEM NO.  61<D-KP    >=  5.1600     WALL NO.        1
ITEM NO.  77<D-PERM  >= 0.10000E-04 (BOTH WALLS)

LAYER DESCRIPTORS FOR STEP NO.    6

 NON ZERO LAYER DESCRIPTORS FOR LAYER NO.    1 FOR STEP NO.    6

ITEM NO.   1<NAME    >=  16.000     (BOTH WALLS)
ITEM NO.   2<NATURE  >=  1.0000     (BOTH WALLS)
ITEM NO.   3<LEVEL   >=  3.0000     (BOTH WALLS)
ITEM NO.   4<WALL    >=  1.0000     (BOTH WALLS)
ITEM NO.   5<GAMMAD  >=  19.000     (BOTH WALLS)
ITEM NO.   6<GAMMAB  >=  10.000     (BOTH WALLS)
ITEM NO.   7<GAMMAW  >=  10.000     (BOTH WALLS)
ITEM NO.   9<U-FRICT >=  38.000     (BOTH WALLS)
ITEM NO.  10<U-KA    >= 0.23800     WALL NO.        1
ITEM NO.  11<U-KP    >=  7.2320     WALL NO.        1
ITEM NO.  12<K0-NC   >= 0.50000     (BOTH WALLS)
ITEM NO.  13<NEXP    >= 0.50000     (BOTH WALLS)
ITEM NO.  14<OCR     >=  1.0000     (BOTH WALLS)
ITEM NO.  16<MODEL   >=  1.0000     (BOTH WALLS)
```

```
ITEM NO.  17<EVC     >=  15000.     (BOTH WALLS)
ITEM NO.  18<EUR     >=  45000.     (BOTH WALLS)
ITEM NO.  27<U-PERM  >= 0.10000E-03 (BOTH WALLS)
ITEM NO.  45<U-KAED  >= 0.50120     WALL NO.        1
ITEM NO.  46<U-KAEW  >= 0.91780     WALL NO.        1
ITEM NO.  47<U-KPED  >=  6.8100     WALL NO.        1
ITEM NO.  48<U-KPEW  >=  4.4940     WALL NO.        1
ITEM NO.  52<D-NATURE>=  1.0000     (BOTH WALLS)
ITEM NO.  53<D-LEVEL >=  0.0000     (BOTH WALLS)
ITEM NO.  59<D-FRICT >=  38.000     (BOTH WALLS)
ITEM NO.  60<D-KA    >= 0.23800     WALL NO.        1
ITEM NO.  61<D-KP    >=  7.2320     WALL NO.        1
ITEM NO.  77<D-PERM  >= 0.10000E-03 (BOTH WALLS)
ITEM NO.  95<D-KAED  >= 0.45030     WALL NO.        1
ITEM NO.  96<D-KAEW  >=  1.4090     WALL NO.        1
ITEM NO.  97<D-KPED  >=  4.1520     WALL NO.        1
ITEM NO.  98<D-KPEW  >= 0.82630     WALL NO.        1

 NON ZERO LAYER DESCRIPTORS FOR LAYER NO.    2 FOR STEP NO.    6

ITEM NO.   1<NAME    >=  17.000     (BOTH WALLS)
ITEM NO.   2<NATURE  >=  1.0000     (BOTH WALLS)
ITEM NO.   3<LEVEL   >=  0.0000     (BOTH WALLS)
ITEM NO.   4<WALL    >=  1.0000     (BOTH WALLS)
ITEM NO.   5<GAMMAD  >=  16.000     (BOTH WALLS)
ITEM NO.   6<GAMMAB  >=  6.0000     (BOTH WALLS)
ITEM NO.   7<GAMMAW  >=  10.000     (BOTH WALLS)
ITEM NO.   9<U-FRICT >=  30.000     (BOTH WALLS)
ITEM NO.  10<U-KA    >= 0.33300     WALL NO.        1
ITEM NO.  11<U-KP    >=  5.5480     WALL NO.        1
ITEM NO.  12<K0-NC   >= 0.50000     (BOTH WALLS)
ITEM NO.  13<NEXP    >= 0.50000     (BOTH WALLS)
ITEM NO.  14<OCR     >=  1.0000     (BOTH WALLS)
ITEM NO.  16<MODEL   >=  1.0000     (BOTH WALLS)
ITEM NO.  17<EVC     >=  30000.     (BOTH WALLS)
ITEM NO.  18<EUR     >=  48000.     (BOTH WALLS)
ITEM NO.  27<U-PERM  >= 0.10000E-04 (BOTH WALLS)
ITEM NO.  45<U-KAED  >= 0.66310     WALL NO.        1
ITEM NO.  46<U-KAEW  >=  1.8650     WALL NO.        1
ITEM NO.  47<U-KPED  >=  5.5910     WALL NO.        1
ITEM NO.  48<U-KPEW  >=  2.7070     WALL NO.        1
ITEM NO.  52<D-NATURE>=  1.0000     (BOTH WALLS)
ITEM NO.  53<D-LEVEL >=  0.0000     (BOTH WALLS)
ITEM NO.  59<D-FRICT >=  30.000     (BOTH WALLS)
ITEM NO.  60<D-KA    >= 0.33300     WALL NO.        1
ITEM NO.  61<D-KP    >=  4.2880     WALL NO.        1
ITEM NO.  77<D-PERM  >= 0.10000E-04 (BOTH WALLS)
ITEM NO.  95<D-KAED  >= 0.60240     WALL NO.        1
ITEM NO.  96<D-KAEW  >=  1.6820     WALL NO.        1
ITEM NO.  97<D-KPED  >=  2.2050     WALL NO.        1
ITEM NO.  98<D-KPEW  >= 0.82630     WALL NO.        1

 NON ZERO LAYER DESCRIPTORS FOR LAYER NO.    3 FOR STEP NO.    6

ITEM NO.   1<NAME    >=  18.000     (BOTH WALLS)
ITEM NO.   2<NATURE  >=  1.0000     (BOTH WALLS)
ITEM NO.   3<LEVEL   >= -5.0000     (BOTH WALLS)
ITEM NO.   4<WALL    >=  1.0000     (BOTH WALLS)
ITEM NO.   5<GAMMAD  >=  16.000     (BOTH WALLS)
ITEM NO.   6<GAMMAB  >=  6.0000     (BOTH WALLS)
ITEM NO.   7<GAMMAW  >=  10.000     (BOTH WALLS)
ITEM NO.   8<U-COHE  >=  1.0000     (BOTH WALLS)
ITEM NO.   9<U-FRICT >=  33.000     (BOTH WALLS)
ITEM NO.  10<U-KA    >= 0.29500     WALL NO.        1
ITEM NO.  11<U-KP    >=  6.6480     WALL NO.        1
ITEM NO.  12<K0-NC   >= 0.50000     (BOTH WALLS)
ITEM NO.  13<NEXP    >= 0.50000     (BOTH WALLS)
ITEM NO.  14<OCR     >=  1.0000     (BOTH WALLS)
ITEM NO.  16<MODEL   >=  1.0000     (BOTH WALLS)
ITEM NO.  17<EVC     >=  68000.     (BOTH WALLS)
ITEM NO.  18<EUR     >= 0.10880E+06 (BOTH WALLS)
ITEM NO.  27<U-PERM  >= 0.10000E-04 (BOTH WALLS)
ITEM NO.  45<U-KAED  >= 0.59740     WALL NO.        1
ITEM NO.  46<U-KAEW  >=  1.8880     WALL NO.        1
```

```
ITEM NO.  47<U-KPED  >=  6.6970     WALL NO.        1
ITEM NO.  48<U-KPEW  >=  3.5360     WALL NO.        1
ITEM NO.  52<D-NATURE>=  1.0000     (BOTH WALLS)
ITEM NO.  53<D-LEVEL >=  0.0000     (BOTH WALLS)
ITEM NO.  58<D-COHE  >=  1.0000     (BOTH WALLS)
ITEM NO.  59<D-FRICT >=  33.000     (BOTH WALLS)
ITEM NO.  60<D-KA    >= 0.29500     WALL NO.        1
ITEM NO.  61<D-KP    >=  5.1600     WALL NO.        1
ITEM NO.  77<D-PERM  >= 0.10000E-04 (BOTH WALLS)
ITEM NO.  95<D-KAED  >= 0.53790     WALL NO.        1
ITEM NO.  96<D-KAEW  >=  1.7350     WALL NO.        1
ITEM NO.  97<D-KPED  >=  2.7890     WALL NO.        1
ITEM NO.  98<D-KPEW  >= 0.82630     WALL NO.        1


DEFAULT WATER UNIT WEIGHT =  10.000
AVERAGED ON    18 VALUES
```

```
+-----------------------------------------------------------------------------------------------------------------------+
|                   PARATIEPLUS(TM)   NLS ENGINE RELEASE  2018.0    FULL VERSION  *Build date:Nov 13, 2017*              |
|                                                                                                                       |
|                                    NewProject.BaseDesignSection_28.SISMICASTR_1243                                    |
|                                   Exe Time : 4 September 2018 18:02:11                                                |
+-----------------------------------------------------------------------------------------------------------------------+

PHASE DESCRIPTORS


STEP  NO.     1
                                        LEFT WALL    RIGHT WALL
Y                                        0.000       -0.9990E+30
Z-PC                                     0.000         0.000
Z-EXCAVATION                             0.000         0.000
Z-WATER_TABLE                           -18.00       -0.9990E+30
Q_AT_THE_FREE_FIELD_LEVEL                0.000         0.000
ZQ                                       0.000         0.000
DZW_OF_THE_WATER_TABLE                   0.000         0.000
QS_ON_THE_EXCAVATION_SIDE                0.000         0.000
ZQS                                     -0.9990E+30   -0.9990E+30
ZCUT                                     0.000         0.000
BALANCE LEVEL FOR PORE PRESSURES        -9.500        -9.500
WATER_BEHAVIOUR_FLAG (LINING OPT)        0.000         0.000
PORE_UPDATE_FLAG                         0.000         0.000
PORE_TAB. _FLAG (gt.0= use tabs)         0.000         0.000
lateral thrusts reduction elevatio       0.000         0.000
Downhill reduction factor for effe       0.000         0.000
Downhill reduction factor for pore       0.000         0.000
Uphill reduction factor for effect       0.000         0.000
Uphill reduction factor for pore p       0.000         0.000
SEISMIC HORIZONTAL ACCEL. Kh [g]         0.000         0.000
UPHILL VERTICAL ACCEL.  Kv_uh [g]        0.000         0.000
DOWNHILL VERTICAL ACCEL.Kv_dh [g]        0.000         0.000
UPHILL BETA ANGLE (SLOPE) [deg]          0.000         0.000
UPHILL DELTA/PHI RATIO                   0.000         0.000
DOWNHILL BETA ANGLE (SLOPE) [deg]        0.000         0.000
DOWNHILL DELTA/PHI RATIO                 0.000         0.000
DYN.WATER BEHAVIOUR                      0.000         0.000
Excess pore pressure RATIO Ru            0.000         0.000
SEISMIC PRESSURE LOWER VALUE             0.000         0.000
SEISMIC PRESSURE UPPER VALUE             0.000         0.000
SEISMIC PRESSURE LOWER LEVEL             0.000         0.000
SEISMIC PRESSURE UPPER LEVEL             0.000         0.000

=========================================================================================================end of step    1


STEP  NO.     2
                                        LEFT WALL    RIGHT WALL
Y                                        0.000       -0.9990E+30
Z-PC                                     0.000         0.000
Z-EXCAVATION                            -1.000         0.000
Z-WATER_TABLE                           -18.00       -0.9990E+30
Q_AT_THE_FREE_FIELD_LEVEL                0.000         0.000
ZQ                                       0.000         0.000
DZW_OF_THE_WATER_TABLE                   0.000         0.000
QS_ON_THE_EXCAVATION_SIDE                0.000         0.000
ZQS                                     -0.9990E+30   -0.9990E+30
ZCUT                                     0.000         0.000
BALANCE LEVEL FOR PORE PRESSURES        -9.500        -9.500
WATER_BEHAVIOUR_FLAG (LINING OPT)        0.000         0.000
PORE_UPDATE_FLAG                         0.000         0.000
PORE_TAB. _FLAG (gt.0= use tabs)         0.000         0.000
lateral thrusts reduction elevatio       0.000         0.000
Downhill reduction factor for effe       0.000         0.000
Downhill reduction factor for pore       0.000         0.000
Uphill reduction factor for effect       0.000         0.000
Uphill reduction factor for pore p       0.000         0.000
SEISMIC HORIZONTAL ACCEL. Kh [g]         0.000         0.000
UPHILL VERTICAL ACCEL.  Kv_uh [g]        0.000         0.000
```

DOWNHILL VERTICAL ACCEL.Kv_dh [g]	0.000	0.000
UPHILL BETA ANGLE (SLOPE) [deg]	0.000	0.000
UPHILL DELTA/PHI RATIO	0.000	0.000
DOWNHILL BETA ANGLE (SLOPE) [deg]	0.000	0.000
DOWNHILL DELTA/PHI RATIO	0.000	0.000
DYN.WATER BEHAVIOUR	0.000	0.000
Excess pore pressure RATIO Ru	0.000	0.000
SEISMIC PRESSURE LOWER VALUE	0.000	0.000
SEISMIC PRESSURE UPPER VALUE	0.000	0.000
SEISMIC PRESSURE LOWER LEVEL	0.000	0.000
SEISMIC PRESSURE UPPER LEVEL	0.000	0.000

==========end of step 2

STEP NO. 3

	LEFT WALL	RIGHT WALL
Y	0.000	-0.9990E+30
Z-PC	0.000	0.000
Z-EXCAVATION	-1.000	0.000
Z-WATER_TABLE	-18.00	-0.9990E+30
Q_AT_THE_FREE_FIELD_LEVEL	0.000	0.000
ZQ	0.000	0.000
DZW_OF_THE_WATER_TABLE	0.000	0.000
QS_ON_THE_EXCAVATION_SIDE	0.000	0.000
ZQS	-0.9990E+30	-0.9990E+30
ZCUT	0.000	0.000
BALANCE LEVEL FOR PORE PRESSURES	-9.500	-9.500
WATER_BEHAVIOUR_FLAG (LINING OPT)	0.000	0.000
PORE_UPDATE_FLAG	0.000	0.000
PORE_TAB. _FLAG (gt.0= use tabs)	0.000	0.000
lateral thrusts reduction elevatio	0.000	0.000
Downhill reduction factor for effe	0.000	0.000
Downhill reduction factor for pore	0.000	0.000
Uphill reduction factor for effect	0.000	0.000
Uphill reduction factor for pore p	0.000	0.000
SEISMIC HORIZONTAL ACCEL. Kh [g]	0.000	0.000
UPHILL VERTICAL ACCEL. Kv_uh [g]	0.000	0.000
DOWNHILL VERTICAL ACCEL.Kv_dh [g]	0.000	0.000
UPHILL BETA ANGLE (SLOPE) [deg]	0.000	0.000
UPHILL DELTA/PHI RATIO	0.000	0.000
DOWNHILL BETA ANGLE (SLOPE) [deg]	0.000	0.000
DOWNHILL DELTA/PHI RATIO	0.000	0.000
DYN.WATER BEHAVIOUR	0.000	0.000
Excess pore pressure RATIO Ru	0.000	0.000
SEISMIC PRESSURE LOWER VALUE	0.000	0.000
SEISMIC PRESSURE UPPER VALUE	0.000	0.000
SEISMIC PRESSURE LOWER LEVEL	0.000	0.000
SEISMIC PRESSURE UPPER LEVEL	0.000	0.000

==========end of step 3

STEP NO. 4

	LEFT WALL	RIGHT WALL
Y	0.000	-0.9990E+30
Z-PC	0.000	0.000
Z-EXCAVATION	-5.600	0.000
Z-WATER_TABLE	-18.00	-0.9990E+30
Q_AT_THE_FREE_FIELD_LEVEL	0.000	0.000
ZQ	0.000	0.000
DZW_OF_THE_WATER_TABLE	0.000	0.000
QS_ON_THE_EXCAVATION_SIDE	0.000	0.000
ZQS	-0.9990E+30	-0.9990E+30
ZCUT	0.000	0.000
BALANCE LEVEL FOR PORE PRESSURES	-9.500	-9.500
WATER_BEHAVIOUR_FLAG (LINING OPT)	0.000	0.000
PORE_UPDATE_FLAG	0.000	0.000
PORE_TAB. _FLAG (gt.0= use tabs)	0.000	0.000
lateral thrusts reduction elevatio	0.000	0.000
Downhill reduction factor for effe	0.000	0.000
Downhill reduction factor for pore	0.000	0.000
Uphill reduction factor for effect	0.000	0.000
Uphill reduction factor for pore p	0.000	0.000

SEISMIC HORIZONTAL ACCEL. Kh [g]	0.000	0.000
UPHILL VERTICAL ACCEL. Kv_uh [g]	0.000	0.000
DOWNHILL VERTICAL ACCEL.Kv_dh [g]	0.000	0.000
UPHILL BETA ANGLE (SLOPE) [deg]	0.000	0.000
UPHILL DELTA/PHI RATIO	0.000	0.000
DOWNHILL BETA ANGLE (SLOPE) [deg]	0.000	0.000
DOWNHILL DELTA/PHI RATIO	0.000	0.000
DYN.WATER BEHAVIOUR	0.000	0.000
Excess pore pressure RATIO Ru	0.000	0.000
SEISMIC PRESSURE LOWER VALUE	0.000	0.000
SEISMIC PRESSURE UPPER VALUE	0.000	0.000
SEISMIC PRESSURE LOWER LEVEL	0.000	0.000
SEISMIC PRESSURE UPPER LEVEL	0.000	0.000

==========end of step 4

STEP NO. 5

	LEFT WALL	RIGHT WALL
Y	0.000	-0.9990E+30
Z-PC	0.000	0.000
Z-EXCAVATION	-5.100	0.000
Z-WATER_TABLE	-18.00	-0.9990E+30
Q_AT_THE_FREE_FIELD_LEVEL	0.000	0.000
ZQ	0.000	0.000
DZW_OF_THE_WATER_TABLE	0.000	0.000
QS_ON_THE_EXCAVATION_SIDE	0.000	0.000
ZQS	-0.9990E+30	-0.9990E+30
ZCUT	0.000	0.000
BALANCE LEVEL FOR PORE PRESSURES	-9.500	-9.500
WATER_BEHAVIOUR_FLAG (LINING OPT)	0.000	0.000
PORE_UPDATE_FLAG	0.000	0.000
PORE_TAB. _FLAG (gt.0= use tabs)	0.000	0.000
lateral thrusts reduction elevatio	0.000	0.000
Downhill reduction factor for effe	0.000	0.000
Downhill reduction factor for pore	0.000	0.000
Uphill reduction factor for effect	0.000	0.000
Uphill reduction factor for pore p	0.000	0.000
SEISMIC HORIZONTAL ACCEL. Kh [g]	0.000	0.000
UPHILL VERTICAL ACCEL. Kv_uh [g]	0.000	0.000
DOWNHILL VERTICAL ACCEL.Kv_dh [g]	0.000	0.000
UPHILL BETA ANGLE (SLOPE) [deg]	0.000	0.000
UPHILL DELTA/PHI RATIO	0.000	0.000
DOWNHILL BETA ANGLE (SLOPE) [deg]	0.000	0.000
DOWNHILL DELTA/PHI RATIO	0.000	0.000
DYN.WATER BEHAVIOUR	0.000	0.000
Excess pore pressure RATIO Ru	0.000	0.000
SEISMIC PRESSURE LOWER VALUE	0.000	0.000
SEISMIC PRESSURE UPPER VALUE	0.000	0.000
SEISMIC PRESSURE LOWER LEVEL	0.000	0.000
SEISMIC PRESSURE UPPER LEVEL	0.000	0.000

==========end of step 5

STEP NO. 6

	LEFT WALL	RIGHT WALL
Y	0.000	-0.9990E+30
Z-PC	0.000	0.000
Z-EXCAVATION	-5.100	0.000
Z-WATER_TABLE	-18.00	-0.9990E+30
Q_AT_THE_FREE_FIELD_LEVEL	0.000	0.000
ZQ	0.000	0.000
DZW_OF_THE_WATER_TABLE	0.000	0.000
QS_ON_THE_EXCAVATION_SIDE	0.000	0.000
ZQS	-0.9990E+30	-0.9990E+30
ZCUT	0.000	0.000
BALANCE LEVEL FOR PORE PRESSURES	-9.500	-9.500
WATER_BEHAVIOUR_FLAG (LINING OPT)	0.000	0.000
PORE_UPDATE_FLAG	0.000	0.000
PORE_TAB. _FLAG (gt.0= use tabs)	0.000	0.000
lateral thrusts reduction elevatio	0.000	0.000
Downhill reduction factor for effe	0.000	0.000
Downhill reduction factor for pore	0.000	0.000

Uphill reduction factor for effect	0.000	0.000
Uphill reduction factor for pore p	0.000	0.000
SEISMIC HORIZONTAL ACCEL. Kh [g]	0.3474	0.000
UPHILL VERTICAL ACCEL. Kv_uh [g]	0.1737	0.000
DOWNHILL VERTICAL ACCEL.Kv_dh [g]	-0.1737	0.000
UPHILL BETA ANGLE (SLOPE) [deg]	0.000	0.000
UPHILL DELTA/PHI RATIO	0.5000	0.000
DOWNHILL BETA ANGLE (SLOPE) [deg]	0.000	0.000
DOWNHILL DELTA/PHI RATIO	0.5000	0.000
DYN.WATER BEHAVIOUR	0.000	0.000
Excess pore pressure RATIO Ru	0.000	0.000
SEISMIC PRESSURE LOWER VALUE	28.35	0.000
SEISMIC PRESSURE UPPER VALUE	28.35	0.000
SEISMIC PRESSURE LOWER LEVEL	-5.100	0.000
SEISMIC PRESSURE UPPER LEVEL	0.000	0.000

==========end of step 6

LEFT-HAND WALL

LOWER LEVEL -9.50000
UPPER LEVEL 0.00000

RIGHT-HAND WALL

LOWER LEVEL -9.50000
UPPER LEVEL 0.00000

```
+-----------------------------------------------------------------------------------------------------------------------+
|                  PARATIEPLUS(TM)   NLS ENGINE RELEASE  2018.0    FULL VERSION  *Build date:Nov 13, 2017*              |
|                                                                                                                       |
|                                   NewProject.BaseDesignSection_28.SISMICASTR_1243                                     |
|                                  Exe Time : 4 September 2018 18:02:11                                                 |
+-----------------------------------------------------------------------------------------------------------------------+
 I N I T I A L   S T R E S S   T A B L E S

            S E C T I O N

 NUMBER OF DEFINED TABLES            2


INPUT DATA FOR INITIAL STRESS SET NO.    1
PERTAINING SOIL ELEMENTS AT Y-COORD    0.0000

ACTIVATION TIME                              1.0000
END TIME (TIME BEYOND WHICH IT IS REMOVED)   6.0000

TYPE BOUSSINESQ

 HORIZONTAL DISTANCE (DY)           1.00000000000000
 FOUNDATION WIDTH    (B)            3.50000000000000
 ZETA-F..........                  0.000000000000000E+000
 Q-F ............                   20.0000000000000
 BETA ...........                   45.0000000000000
 BEHAVIOUR (0=FREE, 1=REFLECTING)  0.000000000000000E+000


INPUT DATA FOR INITIAL STRESS SET NO.    2
PERTAINING SOIL ELEMENTS AT Y-COORD    0.0000

ACTIVATION TIME                              1.0000
END TIME (TIME BEYOND WHICH IT IS REMOVED)   6.0000

TYPE BOUSSINESQ

 HORIZONTAL DISTANCE (DY)           11.0000000000000
 FOUNDATION WIDTH    (B)            19.0000000000000
 ZETA-F..........                   2.70000000000000
 Q-F ............                   20.0000000000000
 BETA ...........                   45.0000000000000
 BEHAVIOUR (0=FREE, 1=REFLECTING)  0.000000000000000E+000


 ELEMENT GROUPS BACKUP AREA CAN STAY IN CORE AT
 POSITION        5065

 NO. OF D.P.W  FOR THIS AREA       5855
 MAX NO. OF D.P.W. AVAILABLE      81920
 ** MAX NO OF ITERATIONS SET TO          40

ITER     0 RNORM = 0.000     RMNORM= 0.000
           RINORM= 8702.     RIMNOR= 0.000
           RENORM=0.2051E-28 REMNOR= 0.000     RATIO =0.4855E-16 TOLER =0.1000E-03      CONVERGED !
           RFMAX = 15.56     RMMAX = 0.000
           RTSMAL=0.1000E-03 RMSMAL= 0.000
           RDT   = 8702.     RDR   = 0.000
           RATIOT=0.4855E-16 RATIOR= 0.000
           MAX UN=0.3553E-14 IEQ=    79 NODE     40 DOF   1  Y-DISPL.F
           MIN UN=-.1776E-14 IEQ=    39 NODE     20 DOF   1  Y-DISPL.F
           NO. OF CONTACT CONSTRAINT VIOLATIONS     0


ITER     1 RNORM = 0.000     RMNORM= 0.000
           RINORM= 8702.     RIMNOR= 0.000
           RENORM=0.1462E-29 REMNOR=0.2105E-52 RATIO =0.1296E-16 TOLER =0.1000E-03      CONVERGED !
           RFMAX = 15.56     RMMAX = 0.000
           RTSMAL=0.1000E-03 RMSMAL= 0.000
           RDT   = 8702.     RDR   = 0.000
           RATIOT=0.1296E-16 RATIOR= 0.000
```

```
  MAX UN=0.3883E-15 IEQ=    93 NODE     47 DOF   1  Y-DISPL.F
  MIN UN=-.1345E-15 IEQ=     3 NODE      2 DOF   1  Y-DISPL.F
  NO. OF CONTACT CONSTRAINT VIOLATIONS     0


ITER     2 RNORM = 0.000     RMNORM= 0.000
  RINORM= 8702.     RIMNOR= 0.000
  RENORM=0.1375E-29 REMNOR=0.3778E-52 RATIO =0.1257E-16 TOLER =0.1000E-03      CONVERGED !
  RFMAX = 15.56     RMMAX = 0.000
  RTSMAL=0.1000E-03 RMSMAL= 0.000
  RDT   = 8702.     RDR   = 0.000
  RATIOT=0.1257E-16 RATIOR= 0.000
  MAX UN=0.3802E-15 IEQ=    93 NODE     47 DOF   1  Y-DISPL.F
  MIN UN=-.1688E-15 IEQ=     3 NODE      2 DOF   1  Y-DISPL.F
  NO. OF CONTACT CONSTRAINT VIOLATIONS     0
```

```
+-------------------------------------------------------------------------------------------------------------------------------+
|                   PARATIEPLUS(TM)   NLS ENGINE RELEASE  2018.0    FULL VERSION  *Build date:Nov 13, 2017*                    |
|                                                                                                                               |
|                                    NewProject.BaseDesignSection_28.SISMICASTR_1243                                            |
|                                   Exe Time : 4 September 2018 18:02:11                                                        |
+-------------------------------------------------------------------------------------------------------------------------------+
New Project
SOLUTION REACHED USING     2 ITERATIONS ON   40

P R I N T   O U T   F O R   T I M E   S T E P    1     ( AT TIME   1.000     )

PRINT OUT OF ACTIVE COMPONENTS (FIXED NODES ARE NOT PRINTED OUT)

          Y-DISPL.F        X-ROT. F
           (02)             (04)            (


ALL NODAL POINTS HAVE ZERO DISPLACEMENT COMPONENTS
```

```
+-------------------------------------------------------------------------------------------------------------------------------+
|                   PARATIEPLUS(TM)   NLS ENGINE RELEASE  2018.0    FULL VERSION  *Build date:Nov 13, 2017*                    |
|                                                                                                                               |
|                                    NewProject.BaseDesignSection_28.SISMICASTR_1243                                            |
|                                   Exe Time : 4 September 2018 18:02:11                                                        |
+-------------------------------------------------------------------------------------------------------------------------------+
New Project


S T R E S S   R E S U L T S   F O R   G R O U P   N O.   1

0_L                                                              :
ELEMENT TYPE    5 NO.OF ELEMENTS. IN THIS GROUP   49
C U R R E N T   T I M E   I S      1.0000

 HARDENING 2D SOIL ELEMENT

 ****** TOTAL STRESS FORMULATION *****

  EL *   FORCE     DISPL-Y  VERTICAL-P  HORIZON.-P     MAX-V-P     MAX-H-P           STATE   STIFFNESS Z-LEVEL      PORE
E FACTOR    UFACTOR       Peq           Su_a         Su_p     LAYER
 ------------------------------------------------------------------------------------------------------------------------------
-------------------------------------------------------------------------------------------
   1 D  0.1866      2.2762E-20  5.5437E-02   1.866      5.5437E-02   1.866            V-C  4.1022E+04   0.000       0.000
1.000       1.000       1.866       0.000       0.000     DI1_164_167_L_0
   2 D   1.101      2.2187E-20   3.300       5.503       3.300       5.503            V-C  4.1022E+04 -0.2000       0.000
1.000       1.000       5.503       0.000       0.000     DI1_164_167_L_0
   3 D   1.759      2.1612E-20   6.706       8.796       6.706       8.796            V-C  4.1022E+04 -0.4000       0.000
1.000       1.000       8.796       0.000       0.000     DI1_164_167_L_0
   4 D   2.318      2.1035E-20   10.32       11.59       10.32       11.59            V-C  4.1022E+04 -0.6000       0.000
1.000       1.000       11.59       0.000       0.000     DI1_164_167_L_0
   5 D   2.782      2.0456E-20   14.08       13.91       14.08       13.91            V-C  4.1022E+04 -0.8000       0.000
1.000       1.000       13.91       0.000       0.000     DI1_164_167_L_0
   6 D   3.176      1.9872E-20   17.91       15.88       17.91       15.88            V-C  4.1022E+04  -1.000       0.000
1.000       1.000       15.88       0.000       0.000     DI1_164_167_L_0
   7 D   3.520      1.9282E-20   21.73       17.60       21.73       17.60            V-C  4.1022E+04  -1.200       0.000
1.000       1.000       17.60       0.000       0.000     DI1_164_167_L_0
   8 D   3.834      1.8682E-20   25.78       19.17       25.78       19.17            V-C  4.1022E+04  -1.400       0.000
1.000       1.000       19.17       0.000       0.000     DI1_164_167_L_0
   9 D   4.130      1.8069E-20   30.11       20.65       30.11       20.65            V-C  4.1022E+04  -1.600       0.000
1.000       1.000       20.65       0.000       0.000     DI1_164_167_L_0
  10 D   4.416      1.7440E-20   34.05       22.08       34.05       22.08            V-C  4.1022E+04  -1.800       0.000
1.000       1.000       22.08       0.000       0.000     DI1_164_167_L_0
  11 D   4.696      1.6790E-20   38.05       23.48       38.05       23.48            V-C  4.1022E+04  -2.000       0.000
1.000       1.000       23.48       0.000       0.000     DI1_164_167_L_0
  12 D   4.973      1.6118E-20   41.94       24.87       41.94       24.87            V-C  4.1022E+04  -2.200       0.000
1.000       1.000       24.87       0.000       0.000     DI1_164_167_L_0
  13 D   5.251      1.5422E-20   45.58       26.25       45.58       26.25            V-C  4.1022E+04  -2.400       0.000
1.000       1.000       26.25       0.000       0.000     DI1_164_167_L_0
  14 D   5.529      1.4699E-20   49.31       27.65       49.31       27.65            V-C  4.1022E+04  -2.600       0.000
1.000       1.000       27.65       0.000       0.000     DI1_164_167_L_0
  15 D   5.810      1.3946E-20   52.98       29.05       52.98       29.05            V-C  4.1022E+04  -2.800       0.000
1.000       1.000       29.05       0.000       0.000     DI1_164_167_L_0
  16 D   6.092      1.3161E-20   56.59       30.46       56.59       30.46            V-C  4.1022E+04  -3.000       0.000
1.000       1.000       30.46       0.000       0.000     DI1_164_167_L_0
  17 D   6.377      1.2341E-20   60.06       31.89       60.06       31.89            V-C  4.1022E+04  -3.200       0.000
1.000       1.000       31.89       0.000       0.000     DI1_164_167_L_0
  18 D   6.665      1.1481E-20   63.61       33.32       63.61       33.32            V-C  4.1022E+04  -3.400       0.000
1.000       1.000       33.32       0.000       0.000     DI1_164_167_L_0
  19 D   6.955      1.0578E-20   67.13       34.77       67.13       34.77            V-C  4.1022E+04  -3.600       0.000
1.000       1.000       34.77       0.000       0.000     DI1_164_167_L_0
  20 D   7.247      9.6283E-21   70.62       36.24       70.62       36.24            V-C  4.1022E+04  -3.800       0.000
1.000       1.000       36.24       0.000       0.000     DI1_164_167_L_0
  21 D   7.542      8.6281E-21   74.01       37.71       74.01       37.71            V-C  4.1022E+04  -4.000       0.000
1.000       1.000       37.71       0.000       0.000     DI1_164_167_L_0
  22 D   7.839      7.5779E-21   77.47       39.19       77.47       39.19            V-C  4.1022E+04  -4.200       0.000
1.000       1.000       39.19       0.000       0.000     DI1_164_167_L_0
  23 D   8.137      6.4794E-21   80.91       40.69       80.91       40.69            V-C  4.1022E+04  -4.400       0.000
1.000       1.000       40.69       0.000       0.000     DI1_164_167_L_0
  24 D   8.437      5.3361E-21   84.03       42.19       84.03       42.19            V-C  4.1022E+04  -4.600       0.000
1.000       1.000       42.19       0.000       0.000     DI1_164_167_L_0
```

25 D	8.739	4.1519E-21	87.01	43.70	87.01	43.70	V-C	4.1022E+04	-4.800	0.000		
1.000	1.000	43.70	0.000	0.000	DI1_164_167_L_0							
26 D	9.043	2.9303E-21	90.00	45.21	90.00	45.21	V-C	9.8874E+04	-5.000	0.000		
1.000	1.000	45.21	0.000	0.000	DI2_165_168_L_0							
27 D	9.347	1.6753E-21	93.01	46.74	93.01	46.74	V-C	9.8874E+04	-5.200	0.000		
1.000	1.000	46.74	0.000	0.000	DI2_165_168_L_0							
28 D	9.653	3.9016E-22	96.03	48.27	96.03	48.27	V-C	9.8874E+04	-5.400	0.000		
1.000	1.000	48.27	0.000	0.000	DI2_165_168_L_0							
29 D	9.960	-9.2136E-22	99.06	49.80	99.06	49.80	V-C	9.8874E+04	-5.600	0.000		
1.000	1.000	49.80	0.000	0.000	DI2_165_168_L_0							
30 D	10.27	-2.2557E-21	102.1	51.34	102.1	51.34	V-C	9.8874E+04	-5.800	0.000		
1.000	1.000	51.34	0.000	0.000	DI2_165_168_L_0							
31 D	10.58	-3.6092E-21	105.2	52.88	105.2	52.88	V-C	9.8874E+04	-6.000	0.000		
1.000	1.000	52.88	0.000	0.000	DI2_165_168_L_0							
32 D	10.89	-4.9781E-21	108.2	54.43	108.2	54.43	V-C	9.8874E+04	-6.200	0.000		
1.000	1.000	54.43	0.000	0.000	DI2_165_168_L_0							
33 D	11.19	-6.3583E-21	111.3	55.97	111.3	55.97	V-C	9.8874E+04	-6.400	0.000		
1.000	1.000	55.97	0.000	0.000	DI2_165_168_L_0							
34 D	11.50	-7.7455E-21	114.4	57.52	114.4	57.52	V-C	9.8874E+04	-6.600	0.000		
1.000	1.000	57.52	0.000	0.000	DI2_165_168_L_0							
35 D	11.82	-9.1351E-21	117.5	59.08	117.5	59.08	V-C	9.8874E+04	-6.800	0.000		
1.000	1.000	59.08	0.000	0.000	DI2_165_168_L_0							
36 D	12.13	-1.0522E-20	120.6	60.63	120.6	60.63	V-C	9.8874E+04	-7.000	0.000		
1.000	1.000	60.63	0.000	0.000	DI2_165_168_L_0							
37 D	12.44	-1.1901E-20	123.7	62.19	123.7	62.19	V-C	9.8874E+04	-7.200	0.000		
1.000	1.000	62.19	0.000	0.000	DI2_165_168_L_0							
38 D	12.75	-1.3266E-20	126.8	63.75	126.8	63.75	V-C	9.8874E+04	-7.400	0.000		
1.000	1.000	63.75	0.000	0.000	DI2_165_168_L_0							
39 D	13.06	-1.4610E-20	129.9	65.31	129.9	65.31	V-C	9.8874E+04	-7.600	0.000		
1.000	1.000	65.31	0.000	0.000	DI2_165_168_L_0							
40 D	13.37	-1.5926E-20	133.0	66.87	133.0	66.87	V-C	9.8874E+04	-7.800	0.000		
1.000	1.000	66.87	0.000	0.000	DI2_165_168_L_0							
41 D	13.69	-1.7208E-20	136.1	68.43	136.1	68.43	V-C	9.8874E+04	-8.000	0.000		
1.000	1.000	68.43	0.000	0.000	DI2_165_168_L_0							
42 D	14.00	-1.8458E-20	139.3	69.99	139.3	69.99	V-C	9.8874E+04	-8.200	0.000		
1.000	1.000	69.99	0.000	0.000	DI2_165_168_L_0							
43 D	14.31	-1.9682E-20	142.4	71.56	142.4	71.56	V-C	9.8874E+04	-8.400	0.000		
1.000	1.000	71.56	0.000	0.000	DI2_165_168_L_0							
44 D	14.62	-2.0888E-20	145.5	73.12	145.5	73.12	V-C	9.8874E+04	-8.600	0.000		
1.000	1.000	73.12	0.000	0.000	DI2_165_168_L_0							
45 D	14.94	-2.2081E-20	148.7	74.69	148.7	74.69	V-C	9.8874E+04	-8.800	0.000		
1.000	1.000	74.69	0.000	0.000	DI2_165_168_L_0							
46 D	15.25	-2.3267E-20	151.8	76.25	151.8	76.25	V-C	9.8874E+04	-9.000	0.000		
1.000	1.000	76.25	0.000	0.000	DI2_165_168_L_0							
47 D	15.56	-2.4448E-20	154.9	77.82	154.9	77.82	V-C	9.8874E+04	-9.200	0.000		
1.000	1.000	77.82	0.000	0.000	DI2_165_168_L_0							
48 D	11.91	-2.5627E-20	158.1	79.38	158.1	79.38	V-C	9.8874E+04	-9.400	0.000		
1.000	1.000	79.38	0.000	0.000	DI2_165_168_L_0							
49 D	4.008	-2.6217E-20	159.7	80.16	159.7	80.16	V-C	9.8874E+04	-9.500	0.000		
1.000	1.000	80.16	0.000	0.000	DI2_165_168_L_0							

```
+-------------------------------------------------------------------------------------------------------------------------------+
|                   PARATIEPLUS(TM)   NLS ENGINE RELEASE  2018.0    FULL VERSION  *Build date:Nov 13, 2017*                    |
|                                                                                                                               |
|                                    NewProject.BaseDesignSection_28.SISMICASTR_1243                                            |
|                                   Exe Time : 4 September 2018 18:02:11                                                        |
+-------------------------------------------------------------------------------------------------------------------------------+
New Project


S T R E S S   R E S U L T S   F O R   G R O U P   N O.   2

0_R                                                              :
ELEMENT TYPE    5 NO.OF ELEMENTS. IN THIS GROUP   49
C U R R E N T   T I M E   I S      1.0000

 HARDENING 2D SOIL ELEMENT

 ****** TOTAL STRESS FORMULATION *****

  EL *   FORCE     DISPL-Y  VERTICAL-P  HORIZON.-P     MAX-V-P     MAX-H-P           STATE   STIFFNESS Z-LEVEL      PORE
E FACTOR    UFACTOR       Peq           Su_a         Su_p     LAYER
 ------------------------------------------------------------------------------------------------------------------------------
-------------------------------------------------------------------------------------------
   1 D  0.1866     -2.2762E-20   0.000       1.866       0.000       1.866            V-C  2.7348E+04   0.000       0.000
1.000       1.000       1.866       0.000       0.000     DI1_164_167_L_0
   2 D   1.101     -2.2187E-20   3.200       5.503       3.200       5.503            V-C  2.7348E+04 -0.2000       0.000
1.000       1.000       5.503       0.000       0.000     DI1_164_167_L_0
   3 D   1.759     -2.1612E-20   6.400       8.796       6.400       8.796            V-C  2.7348E+04 -0.4000       0.000
1.000       1.000       8.796       0.000       0.000     DI1_164_167_L_0
   4 D   2.318     -2.1035E-20   9.600       11.59       9.600       11.59            V-C  2.7348E+04 -0.6000       0.000
1.000       1.000       11.59       0.000       0.000     DI1_164_167_L_0
   5 D   2.782     -2.0456E-20   12.80       13.91       12.80       13.91            V-C  2.7348E+04 -0.8000       0.000
1.000       1.000       13.91       0.000       0.000     DI1_164_167_L_0
   6 D   3.176     -1.9872E-20   16.00       15.88       16.00       15.88            V-C  2.7348E+04  -1.000       0.000
1.000       1.000       15.88       0.000       0.000     DI1_164_167_L_0
   7 D   3.520     -1.9282E-20   19.20       17.60       19.20       17.60            V-C  2.7348E+04  -1.200       0.000
1.000       1.000       17.60       0.000       0.000     DI1_164_167_L_0
   8 D   3.834     -1.8682E-20   22.40       19.17       22.40       19.17            V-C  2.7348E+04  -1.400       0.000
1.000       1.000       19.17       0.000       0.000     DI1_164_167_L_0
   9 D   4.130     -1.8069E-20   25.60       20.65       25.60       20.65            V-C  2.7348E+04  -1.600       0.000
1.000       1.000       20.65       0.000       0.000     DI1_164_167_L_0
  10 D   4.416     -1.7440E-20   28.80       22.08       28.80       22.08            V-C  2.7348E+04  -1.800       0.000
1.000       1.000       22.08       0.000       0.000     DI1_164_167_L_0
  11 D   4.696     -1.6790E-20   32.00       23.48       32.00       23.48            V-C  2.7348E+04  -2.000       0.000
1.000       1.000       23.48       0.000       0.000     DI1_164_167_L_0
  12 D   4.973     -1.6118E-20   35.20       24.87       35.20       24.87            V-C  2.7348E+04  -2.200       0.000
1.000       1.000       24.87       0.000       0.000     DI1_164_167_L_0
  13 D   5.251     -1.5422E-20   38.40       26.25       38.40       26.25            V-C  2.7348E+04  -2.400       0.000
1.000       1.000       26.25       0.000       0.000     DI1_164_167_L_0
  14 D   5.529     -1.4699E-20   41.60       27.65       41.60       27.65            V-C  2.7348E+04  -2.600       0.000
1.000       1.000       27.65       0.000       0.000     DI1_164_167_L_0
  15 D   5.810     -1.3946E-20   44.80       29.05       44.80       29.05            V-C  2.7348E+04  -2.800       0.000
1.000       1.000       29.05       0.000       0.000     DI1_164_167_L_0
  16 D   6.092     -1.3161E-20   48.00       30.46       48.00       30.46            V-C  2.7348E+04  -3.000       0.000
1.000       1.000       30.46       0.000       0.000     DI1_164_167_L_0
  17 D   6.377     -1.2341E-20   51.20       31.89       51.20       31.89            V-C  2.7348E+04  -3.200       0.000
1.000       1.000       31.89       0.000       0.000     DI1_164_167_L_0
  18 D   6.665     -1.1481E-20   54.40       33.32       54.40       33.32            V-C  2.7348E+04  -3.400       0.000
1.000       1.000       33.32       0.000       0.000     DI1_164_167_L_0
  19 D   6.955     -1.0578E-20   57.60       34.77       57.60       34.77            V-C  2.7348E+04  -3.600       0.000
1.000       1.000       34.77       0.000       0.000     DI1_164_167_L_0
  20 D   7.247     -9.6283E-21   60.80       36.24       60.80       36.24            V-C  2.7348E+04  -3.800       0.000
1.000       1.000       36.24       0.000       0.000     DI1_164_167_L_0
  21 D   7.542     -8.6281E-21   64.00       37.71       64.00       37.71            V-C  2.7348E+04  -4.000       0.000
1.000       1.000       37.71       0.000       0.000     DI1_164_167_L_0
  22 D   7.839     -7.5779E-21   67.20       39.19       67.20       39.19            V-C  2.7348E+04  -4.200       0.000
1.000       1.000       39.19       0.000       0.000     DI1_164_167_L_0
  23 D   8.137     -6.4794E-21   70.40       40.69       70.40       40.69            V-C  2.7348E+04  -4.400       0.000
1.000       1.000       40.69       0.000       0.000     DI1_164_167_L_0
  24 D   8.437     -5.3361E-21   73.60       42.19       73.60       42.19            V-C  2.7348E+04  -4.600       0.000
1.000       1.000       42.19       0.000       0.000     DI1_164_167_L_0
```

25 D	8.739	-4.1519E-21	76.80	43.70	76.80	43.70	V-C	2.7348E+04	-4.800	0.000		
1.000	1.000	43.70	0.000	0.000	DI1_164_167_L_0							
26 D	9.043	-2.9303E-21	80.00	45.21	80.00	45.21	V-C	5.8296E+04	-5.000	0.000		
1.000	1.000	45.21	0.000	0.000	DI2_165_168_L_0							
27 D	9.347	-1.6753E-21	83.20	46.74	83.20	46.74	V-C	5.8296E+04	-5.200	0.000		
1.000	1.000	46.74	0.000	0.000	DI2_165_168_L_0							
28 D	9.653	-3.9016E-22	86.40	48.27	86.40	48.27	V-C	5.8296E+04	-5.400	0.000		
1.000	1.000	48.27	0.000	0.000	DI2_165_168_L_0							
29 D	9.960	9.2136E-22	89.60	49.80	89.60	49.80	V-C	5.8296E+04	-5.600	0.000		
1.000	1.000	49.80	0.000	0.000	DI2_165_168_L_0							
30 D	10.27	2.2557E-21	92.80	51.34	92.80	51.34	V-C	5.8296E+04	-5.800	0.000		
1.000	1.000	51.34	0.000	0.000	DI2_165_168_L_0							
31 D	10.58	3.6092E-21	96.00	52.88	96.00	52.88	V-C	5.8296E+04	-6.000	0.000		
1.000	1.000	52.88	0.000	0.000	DI2_165_168_L_0							
32 D	10.89	4.9781E-21	99.20	54.43	99.20	54.43	V-C	5.8296E+04	-6.200	0.000		
1.000	1.000	54.43	0.000	0.000	DI2_165_168_L_0							
33 D	11.19	6.3583E-21	102.4	55.97	102.4	55.97	V-C	5.8296E+04	-6.400	0.000		
1.000	1.000	55.97	0.000	0.000	DI2_165_168_L_0							
34 D	11.50	7.7455E-21	105.6	57.52	105.6	57.52	V-C	5.8296E+04	-6.600	0.000		
1.000	1.000	57.52	0.000	0.000	DI2_165_168_L_0							
35 D	11.82	9.1351E-21	108.8	59.08	108.8	59.08	V-C	5.8296E+04	-6.800	0.000		
1.000	1.000	59.08	0.000	0.000	DI2_165_168_L_0							
36 D	12.13	1.0522E-20	112.0	60.63	112.0	60.63	V-C	5.8296E+04	-7.000	0.000		
1.000	1.000	60.63	0.000	0.000	DI2_165_168_L_0							
37 D	12.44	1.1901E-20	115.2	62.19	115.2	62.19	V-C	5.8296E+04	-7.200	0.000		
1.000	1.000	62.19	0.000	0.000	DI2_165_168_L_0							
38 D	12.75	1.3266E-20	118.4	63.75	118.4	63.75	V-C	5.8296E+04	-7.400	0.000		
1.000	1.000	63.75	0.000	0.000	DI2_165_168_L_0							
39 D	13.06	1.4610E-20	121.6	65.31	121.6	65.31	V-C	5.8296E+04	-7.600	0.000		
1.000	1.000	65.31	0.000	0.000	DI2_165_168_L_0							
40 D	13.37	1.5926E-20	124.8	66.87	124.8	66.87	V-C	5.8296E+04	-7.800	0.000		
1.000	1.000	66.87	0.000	0.000	DI2_165_168_L_0							
41 D	13.69	1.7208E-20	128.0	68.43	128.0	68.43	V-C	5.8296E+04	-8.000	0.000		
1.000	1.000	68.43	0.000	0.000	DI2_165_168_L_0							
42 D	14.00	1.8458E-20	131.2	69.99	131.2	69.99	V-C	5.8296E+04	-8.200	0.000		
1.000	1.000	69.99	0.000	0.000	DI2_165_168_L_0							
43 D	14.31	1.9682E-20	134.4	71.56	134.4	71.56	V-C	5.8296E+04	-8.400	0.000		
1.000	1.000	71.56	0.000	0.000	DI2_165_168_L_0							
44 D	14.62	2.0888E-20	137.6	73.12	137.6	73.12	V-C	5.8296E+04	-8.600	0.000		
1.000	1.000	73.12	0.000	0.000	DI2_165_168_L_0							
45 D	14.94	2.2081E-20	140.8	74.69	140.8	74.69	V-C	5.8296E+04	-8.800	0.000		
1.000	1.000	74.69	0.000	0.000	DI2_165_168_L_0							
46 D	15.25	2.3267E-20	144.0	76.25	144.0	76.25	V-C	5.8296E+04	-9.000	0.000		
1.000	1.000	76.25	0.000	0.000	DI2_165_168_L_0							
47 D	15.56	2.4448E-20	147.2	77.82	147.2	77.82	V-C	5.8296E+04	-9.200	0.000		
1.000	1.000	77.82	0.000	0.000	DI2_165_168_L_0							
48 D	11.91	2.5627E-20	150.4	79.38	150.4	79.38	V-C	5.8296E+04	-9.400	0.000		
1.000	1.000	79.38	0.000	0.000	DI2_165_168_L_0							
49 D	4.008	2.6217E-20	152.0	80.16	152.0	80.16	V-C	5.8296E+04	-9.500	0.000		
1.000	1.000	80.16	0.000	0.000	DI2_165_168_L_0							

```
+-------------------------------------------------------------------------------------------------------------------------+
|                   PARATIEPLUS(TM)   NLS ENGINE RELEASE  2018.0    FULL VERSION  *Build date:Nov 13, 2017*              |
|                                                                                                                         |
|                                    NewProject.BaseDesignSection_28.SISMICASTR_1243                                      |
|                                   Exe Time : 4 September 2018 18:02:11                                                  |
+-------------------------------------------------------------------------------------------------------------------------+
New Project


S T R E S S   R E S U L T S   F O R   G R O U P   N O.   3

WallElement_33                                                :
ELEMENT TYPE    2 NO.OF ELEMENTS. IN THIS GROUP   48
C U R R E N T   T I M E   I S      1.0000

 WALL2D ELEMENT

   EL      TA          TB          MA          MB
-----------------------------------------------------
    1 8.74012E-17-8.74012E-17-4.92249E-28 1.74802E-17
    2 2.56243E-16-2.56243E-16-1.74802E-17 6.87289E-17
    3 4.19124E-16-4.19124E-16-6.87289E-17 1.52554E-16
    4 5.76040E-16-5.76040E-16-1.52554E-16 2.67762E-16
    5 7.26984E-16-7.26984E-16-2.67762E-16 4.13158E-16
    6 8.71944E-16-8.71944E-16-4.13158E-16 5.87547E-16
    7 1.01090E-15-1.01090E-15-5.87547E-16 7.89728E-16
    8 1.14383E-15-1.14383E-15-7.89728E-16 1.01849E-15
    9 1.27071E-15-1.27071E-15-1.01849E-15 1.27264E-15
   10 5.03305E-16-5.03305E-16-1.27264E-15 1.37330E-15
   11 6.17936E-16-6.17936E-16-1.37330E-15 1.49688E-15
   12 7.26367E-16-7.26367E-16-1.49688E-15 1.64216E-15
   13 8.28533E-16-8.28533E-16-1.64216E-15 1.80786E-15
   14 9.24363E-16-9.24363E-16-1.80786E-15 1.99274E-15
   15 1.01378E-15-1.01378E-15-1.99274E-15 2.19549E-15
   16 1.09669E-15-1.09669E-15-2.19549E-15 2.41483E-15
   17 1.17300E-15-1.17300E-15-2.41483E-15 2.64943E-15
   18 1.24262E-15-1.24262E-15-2.64943E-15 2.89796E-15
   19 1.30544E-15-1.30544E-15-2.89796E-15 3.15904E-15
   20-4.15012E-16 4.15012E-16-3.15904E-15 3.07604E-15
   21-3.66131E-16 3.66131E-16-3.07604E-15 3.00281E-15
   22-1.21257E-15 1.21257E-15-3.00281E-15 2.76030E-15
   23-1.17809E-15 1.17809E-15-2.76030E-15 2.52468E-15
   24-1.15099E-15 1.15099E-15-2.52468E-15 2.29448E-15
   25-1.13139E-15 1.13139E-15-2.29448E-15 2.06821E-15
   26-1.10385E-15 1.10385E-15-2.06821E-15 1.84744E-15
   27-1.09410E-15 1.09410E-15-1.84744E-15 1.62862E-15
   28-1.10240E-15 1.10240E-15-1.62862E-15 1.40814E-15
   29-1.12901E-15 1.12901E-15-1.40814E-15 1.18233E-15
   30-1.17417E-15 1.17417E-15-1.18233E-15 9.47500E-16
   31-1.23810E-15 1.23810E-15-9.47500E-16 6.99883E-16
   32-1.32101E-15 1.32101E-15-6.99883E-16 4.35681E-16
   33-1.42309E-15 1.42309E-15-4.35681E-16 1.51064E-16
   34-1.54451E-15 1.54451E-15-1.51064E-16-1.57838E-16
   35-1.68542E-15 1.68542E-15 1.57838E-16-4.94923E-16
   36-1.84595E-15 1.84595E-15 4.94923E-16-8.64111E-16
   37-2.02621E-15 2.02621E-15 8.64111E-16-1.26935E-15
   38-2.22628E-15 2.22628E-15 1.26935E-15-1.71461E-15
   39-2.44623E-15 2.44623E-15 1.71461E-15-2.20385E-15
   40 8.66576E-16-8.66576E-16 2.20385E-15-2.03054E-15
   41 2.38304E-15-2.38304E-15 2.03054E-15-1.55393E-15
   42 2.10313E-15-2.10313E-15 1.55393E-15-1.13330E-15
   43 1.80318E-15-1.80318E-15 1.13330E-15-7.72667E-16
   44 1.48318E-15-1.48318E-15 7.72667E-16-4.76033E-16
   45 1.14311E-15-1.14311E-15 4.76033E-16-2.47410E-16
   46 7.82981E-16-7.82981E-16 2.47410E-16-9.08140E-17
   47 4.02780E-16-4.02780E-16 9.08140E-17-1.02581E-17
   48 1.02577E-16-1.02577E-16 1.02581E-17 2.72630E-27
```

```
+-------------------------------------------------------------------------------------------------------------------------+
|                   PARATIEPLUS(TM)   NLS ENGINE RELEASE  2018.0    FULL VERSION  *Build date:Nov 13, 2017*              |
|                                                                                                                         |
|                                    NewProject.BaseDesignSection_28.SISMICASTR_1243                                      |
|                                   Exe Time : 4 September 2018 18:02:11                                                  |
+-------------------------------------------------------------------------------------------------------------------------+
New Project


S T R E S S    R E S U L T S    F O R    G R O U P    N O.    4

Tieback_175                                                 :
ELEMENT TYPE    6 NO.OF ELEMENTS. IN THIS GROUP    1
C U R R E N T    T I M E    I S      1.0000

 POST-TENSION 2D-BOUNDARY ELEMENT

         EL    FORCE          d0          EDISPL     pl. eps          K     -ve limit   +ve limit
-----------------------------------------------------------------------------------------------------

***** NO ONE ELEMENT ACTIVE AT CURRENT STEP *****

ITER     0 RNORM = 0.000     RMNORM= 0.000
           RINORM= 8033.     RIMNOR=0.2524E-27
           RENORM= 58.98     REMNOR=0.3778E-52 RATIO =0.8569E-01 TOLER =0.1000E-03  NOT CONVERGED
           RFMAX = 15.56     RMMAX =0.3159E-14
           RTSMAL=0.1000E-03 RMSMAL=0.1000E-19
           RDT   = 8033.     RDR   =0.1000E-19
           RATIOT=0.8569E-01 RATIOR= 0.000
           MAX UN= 3.176     IEQ=    11 NODE      6 DOF   1  Y-DISPL.F
           MIN UN=-.2726E-26 IEQ=    98 NODE     49 DOF   2   X-ROT. F
           NO. OF CONTACT CONSTRAINT VIOLATIONS     0


ITER     2 RNORM = 0.000     RMNORM= 0.000
           RINORM= 8033.     RIMNOR=0.2524E-27
           RENORM=0.5715     REMNOR=0.5664E-21 RATIO =0.8434E-02 TOLER =0.1000E-03  NOT CONVERGED
           RFMAX = 15.56     RMMAX =0.3159E-14
           RTSMAL=0.1000E-03 RMSMAL=0.1000E-19
           RDT   = 8033.     RDR   =0.1000E-19
           RATIOT=0.8434E-02 RATIOR= 0.000
           MAX UN=0.6009     IEQ=     1 NODE      1 DOF   1  Y-DISPL.F
           MIN UN=-.1382E-09 IEQ=    23 NODE     12 DOF   1  Y-DISPL.F
           NO. OF CONTACT CONSTRAINT VIOLATIONS     0


ITER     3 RNORM = 0.000     RMNORM= 0.000
           RINORM= 8033.     RIMNOR=0.2524E-27
           RENORM=0.2723E-19 REMNOR=0.1087E-21 RATIO =0.1841E-11 TOLER =0.1000E-03      CONVERGED !
           RFMAX = 15.56     RMMAX =0.3159E-14
           RTSMAL=0.1000E-03 RMSMAL=0.1000E-19
           RDT   = 8033.     RDR   =0.1000E-19
           RATIOT=0.1841E-11 RATIOR= 0.000
           MAX UN=0.6430E-10 IEQ=    23 NODE     12 DOF   1  Y-DISPL.F
           MIN UN=-.5588E-10 IEQ=    21 NODE     11 DOF   1  Y-DISPL.F
           NO. OF CONTACT CONSTRAINT VIOLATIONS     0
```

```
+-------------------------------------------------------------------------------------------------------------------------+
|                   PARATIEPLUS(TM)   NLS ENGINE RELEASE  2018.0    FULL VERSION  *Build date:Nov 13, 2017*              |
|                                                                                                                         |
|                                    NewProject.BaseDesignSection_28.SISMICASTR_1243                                      |
|                                   Exe Time : 4 September 2018 18:02:11                                                  |
+-------------------------------------------------------------------------------------------------------------------------+
New Project
SOLUTION REACHED USING     3 ITERATIONS ON   40

P R I N T   O U T   F O R   T I M E   S T E P    2     ( AT TIME   2.000     )

PRINT OUT OF ACTIVE COMPONENTS (FIXED NODES ARE NOT PRINTED OUT)

          Y-DISPL.F        X-ROT. F
            (02)             (04)           (
    1   1.1112565E-04  -1.9702183E-05
    2   1.0718522E-04  -1.9702168E-05
    3   1.0324491E-04  -1.9700339E-05
    4   9.9305579E-05  -1.9691086E-05
    5   9.5369809E-05  -1.9661819E-05
    6   9.1443631E-05  -1.9590852E-05
    7   8.7538211E-05  -1.9448739E-05
    8   8.3669809E-05  -1.9221528E-05
    9   7.9854726E-05  -1.8917430E-05
   10   7.6107224E-05  -1.8547515E-05
   11   7.2439410E-05  -1.8122245E-05
   12   6.8861373E-05  -1.7651278E-05
   13   6.5381361E-05  -1.7143373E-05
   14   6.2005965E-05  -1.6606343E-05
   15   5.8740309E-05  -1.6047037E-05
   16   5.5588243E-05  -1.5471338E-05
   17   5.2552523E-05  -1.4884172E-05
   18   4.9635057E-05  -1.4289540E-05
   19   4.6837000E-05  -1.3690519E-05
   20   4.4158995E-05  -1.3089307E-05
   21   4.1601346E-05  -1.2487250E-05
   22   3.9164130E-05  -1.1884860E-05
   23   3.6847442E-05  -1.1281874E-05
   24   3.4651489E-05  -1.0677268E-05
   25   3.2576758E-05  -1.0069304E-05
   26   3.0624153E-05  -9.4555600E-06
   27   2.8794686E-05  -8.8396837E-06
   28   2.7087808E-05  -8.2310157E-06
   29   2.5501265E-05  -7.6375641E-06
   30   2.4031317E-05  -7.0660846E-06
   31   2.2672993E-05  -6.5221727E-06
   32   2.1420315E-05  -6.0103532E-06
   33   2.0266484E-05  -5.5341524E-06
   34   1.9204105E-05  -5.0961915E-06
   35   1.8225339E-05  -4.6982485E-06
   36   1.7322071E-05  -4.3413275E-06
   37   1.6486058E-05  -4.0257208E-06
   38   1.5709057E-05  -3.7510571E-06
   39   1.4982971E-05  -3.5163591E-06
   40   1.4299952E-05  -3.3200786E-06
   41   1.3652517E-05  -3.1601341E-06
   42   1.3033648E-05  -3.0339405E-06
   43   1.2436895E-05  -2.9384330E-06
   44   1.1856464E-05  -2.8700868E-06
   45   1.1287317E-05  -2.8249312E-06
   46   1.0725243E-05  -2.7985588E-06
   47   1.0166964E-05  -2.7861340E-06
   48   9.6102099E-06  -2.7823956E-06
   49   9.3319720E-06  -2.7822047E-06
```

```
+-------------------------------------------------------------------------------------------------------------------------------+
|                   PARATIEPLUS(TM)   NLS ENGINE RELEASE  2018.0    FULL VERSION  *Build date:Nov 13, 2017*                    |
|                                                                                                                               |
|                                    NewProject.BaseDesignSection_28.SISMICASTR_1243                                            |
|                                   Exe Time : 4 September 2018 18:02:11                                                        |
+-------------------------------------------------------------------------------------------------------------------------------+
New Project


S T R E S S   R E S U L T S   F O R   G R O U P   N O.   1

0_L                                                              :
ELEMENT TYPE    5 NO.OF ELEMENTS. IN THIS GROUP   49
C U R R E N T   T I M E   I S      2.0000

 HARDENING 2D SOIL ELEMENT

 ****** TOTAL STRESS FORMULATION *****

  EL *   FORCE     DISPL-Y  VERTICAL-P  HORIZON.-P     MAX-V-P     MAX-H-P           STATE   STIFFNESS Z-LEVEL      PORE
E FACTOR    UFACTOR       Peq           Su_a         Su_p     LAYER
 ------------------------------------------------------------------------------------------------------------------------------
-------------------------------------------------------------------------------------------
   1 D  1.8460E-03 -1.1113E-04  5.5437E-02  1.8460E-02  5.5437E-02   1.866          ACTIVE   0.000       0.000       0.000
1.000       1.000      1.8460E-02   0.000       0.000     DI1_164_167_L_0
   2 D  0.2198     -1.0719E-04   3.300       1.099       3.300       5.503          ACTIVE   0.000     -0.2000       0.000
1.000       1.000       1.099       0.000       0.000     DI1_164_167_L_0
   3 D  0.4717     -1.0324E-04   6.706       2.359       6.706       8.796           UL-RL  6.2354E+04 -0.4000       0.000
1.000       1.000       2.359       0.000       0.000     DI1_164_167_L_0
   4 D   1.079     -9.9306E-05   10.32       5.397       10.32       11.59           UL-RL  6.2354E+04 -0.6000       0.000
1.000       1.000       5.397       0.000       0.000     DI1_164_167_L_0
   5 D   1.593     -9.5370E-05   14.08       7.966       14.08       13.91           UL-RL  6.2354E+04 -0.8000       0.000
1.000       1.000       7.966       0.000       0.000     DI1_164_167_L_0
   6 D   2.035     -9.1444E-05   17.91       10.18       17.91       15.88           UL-RL  6.2354E+04  -1.000       0.000
1.000       1.000       10.18       0.000       0.000     DI1_164_167_L_0
   7 D   2.429     -8.7538E-05   21.73       12.14       21.73       17.60           UL-RL  6.2354E+04  -1.200       0.000
1.000       1.000       12.14       0.000       0.000     DI1_164_167_L_0
   8 D   2.791     -8.3670E-05   25.78       13.96       25.78       19.17           UL-RL  6.2354E+04  -1.400       0.000
1.000       1.000       13.96       0.000       0.000     DI1_164_167_L_0
   9 D   3.134     -7.9855E-05   30.11       15.67       30.11       20.65           UL-RL  6.2354E+04  -1.600       0.000
1.000       1.000       15.67       0.000       0.000     DI1_164_167_L_0
  10 D   3.466     -7.6107E-05   34.05       17.33       34.05       22.08           UL-RL  6.2354E+04  -1.800       0.000
1.000       1.000       17.33       0.000       0.000     DI1_164_167_L_0
  11 D   3.792     -7.2439E-05   38.05       18.96       38.05       23.48           UL-RL  6.2354E+04  -2.000       0.000
1.000       1.000       18.96       0.000       0.000     DI1_164_167_L_0
  12 D   4.114     -6.8861E-05   41.94       20.57       41.94       24.87           UL-RL  6.2354E+04  -2.200       0.000
1.000       1.000       20.57       0.000       0.000     DI1_164_167_L_0
  13 D   4.435     -6.5381E-05   45.58       22.18       45.58       26.25           UL-RL  6.2354E+04  -2.400       0.000
1.000       1.000       22.18       0.000       0.000     DI1_164_167_L_0
  14 D   4.756     -6.2006E-05   49.31       23.78       49.31       27.65           UL-RL  6.2354E+04  -2.600       0.000
1.000       1.000       23.78       0.000       0.000     DI1_164_167_L_0
  15 D   5.077     -5.8740E-05   52.98       25.39       52.98       29.05           UL-RL  6.2354E+04  -2.800       0.000
1.000       1.000       25.39       0.000       0.000     DI1_164_167_L_0
  16 D   5.399     -5.5588E-05   56.59       27.00       56.59       30.46           UL-RL  6.2354E+04  -3.000       0.000
1.000       1.000       27.00       0.000       0.000     DI1_164_167_L_0
  17 D   5.722     -5.2553E-05   60.06       28.61       60.06       31.89           UL-RL  6.2354E+04  -3.200       0.000
1.000       1.000       28.61       0.000       0.000     DI1_164_167_L_0
  18 D   6.046     -4.9635E-05   63.61       30.23       63.61       33.32           UL-RL  6.2354E+04  -3.400       0.000
1.000       1.000       30.23       0.000       0.000     DI1_164_167_L_0
  19 D   6.371     -4.6837E-05   67.13       31.85       67.13       34.77           UL-RL  6.2354E+04  -3.600       0.000
1.000       1.000       31.85       0.000       0.000     DI1_164_167_L_0
  20 D   6.697     -4.4159E-05   70.62       33.48       70.62       36.24           UL-RL  6.2354E+04  -3.800       0.000
1.000       1.000       33.48       0.000       0.000     DI1_164_167_L_0
  21 D   7.023     -4.1601E-05   74.01       35.12       74.01       37.71           UL-RL  6.2354E+04  -4.000       0.000
1.000       1.000       35.12       0.000       0.000     DI1_164_167_L_0
  22 D   7.350     -3.9164E-05   77.47       36.75       77.47       39.19           UL-RL  6.2354E+04  -4.200       0.000
1.000       1.000       36.75       0.000       0.000     DI1_164_167_L_0
  23 D   7.678     -3.6847E-05   80.91       38.39       80.91       40.69           UL-RL  6.2354E+04  -4.400       0.000
1.000       1.000       38.39       0.000       0.000     DI1_164_167_L_0
  24 D   8.005     -3.4651E-05   84.03       40.03       84.03       42.19           UL-RL  6.2354E+04  -4.600       0.000
1.000       1.000       40.03       0.000       0.000     DI1_164_167_L_0
```

25 D	8.333	-3.2577E-05	87.01	41.67	87.01	43.70	UL-RL	6.2354E+04	-4.800	0.000		
1.000	1.000	41.67	0.000	0.000	DI1_164_167_L_0							
26 D	8.122	-3.0624E-05	90.00	40.61	90.00	45.21	UL-RL	1.5029E+05	-5.000	0.000		
1.000	1.000	40.61	0.000	0.000	DI2_165_168_L_0							
27 D	8.482	-2.8795E-05	93.01	42.41	93.01	46.74	UL-RL	1.5029E+05	-5.200	0.000		
1.000	1.000	42.41	0.000	0.000	DI2_165_168_L_0							
28 D	8.839	-2.7088E-05	96.03	44.19	96.03	48.27	UL-RL	1.5029E+05	-5.400	0.000		
1.000	1.000	44.19	0.000	0.000	DI2_165_168_L_0							
29 D	9.193	-2.5501E-05	99.06	45.97	99.06	49.80	UL-RL	1.5029E+05	-5.600	0.000		
1.000	1.000	45.97	0.000	0.000	DI2_165_168_L_0							
30 D	9.545	-2.4031E-05	102.1	47.73	102.1	51.34	UL-RL	1.5029E+05	-5.800	0.000		
1.000	1.000	47.73	0.000	0.000	DI2_165_168_L_0							
31 D	9.894	-2.2673E-05	105.2	49.47	105.2	52.88	UL-RL	1.5029E+05	-6.000	0.000		
1.000	1.000	49.47	0.000	0.000	DI2_165_168_L_0							
32 D	10.24	-2.1420E-05	108.2	51.21	108.2	54.43	UL-RL	1.5029E+05	-6.200	0.000		
1.000	1.000	51.21	0.000	0.000	DI2_165_168_L_0							
33 D	10.59	-2.0266E-05	111.3	52.93	111.3	55.97	UL-RL	1.5029E+05	-6.400	0.000		
1.000	1.000	52.93	0.000	0.000	DI2_165_168_L_0							
34 D	10.93	-1.9204E-05	114.4	54.64	114.4	57.52	UL-RL	1.5029E+05	-6.600	0.000		
1.000	1.000	54.64	0.000	0.000	DI2_165_168_L_0							
35 D	11.27	-1.8225E-05	117.5	56.34	117.5	59.08	UL-RL	1.5029E+05	-6.800	0.000		
1.000	1.000	56.34	0.000	0.000	DI2_165_168_L_0							
36 D	11.61	-1.7322E-05	120.6	58.03	120.6	60.63	UL-RL	1.5029E+05	-7.000	0.000		
1.000	1.000	58.03	0.000	0.000	DI2_165_168_L_0							
37 D	11.94	-1.6486E-05	123.7	59.71	123.7	62.19	UL-RL	1.5029E+05	-7.200	0.000		
1.000	1.000	59.71	0.000	0.000	DI2_165_168_L_0							
38 D	12.28	-1.5709E-05	126.8	61.39	126.8	63.75	UL-RL	1.5029E+05	-7.400	0.000		
1.000	1.000	61.39	0.000	0.000	DI2_165_168_L_0							
39 D	12.61	-1.4983E-05	129.9	63.06	129.9	65.31	UL-RL	1.5029E+05	-7.600	0.000		
1.000	1.000	63.06	0.000	0.000	DI2_165_168_L_0							
40 D	12.94	-1.4300E-05	133.0	64.72	133.0	66.87	UL-RL	1.5029E+05	-7.800	0.000		
1.000	1.000	64.72	0.000	0.000	DI2_165_168_L_0							
41 D	13.28	-1.3653E-05	136.1	66.38	136.1	68.43	UL-RL	1.5029E+05	-8.000	0.000		
1.000	1.000	66.38	0.000	0.000	DI2_165_168_L_0							
42 D	13.61	-1.3034E-05	139.3	68.04	139.3	69.99	UL-RL	1.5029E+05	-8.200	0.000		
1.000	1.000	68.04	0.000	0.000	DI2_165_168_L_0							
43 D	13.94	-1.2437E-05	142.4	69.69	142.4	71.56	UL-RL	1.5029E+05	-8.400	0.000		
1.000	1.000	69.69	0.000	0.000	DI2_165_168_L_0							
44 D	14.27	-1.1856E-05	145.5	71.34	145.5	73.12	UL-RL	1.5029E+05	-8.600	0.000		
1.000	1.000	71.34	0.000	0.000	DI2_165_168_L_0							
45 D	14.60	-1.1287E-05	148.7	72.99	148.7	74.69	UL-RL	1.5029E+05	-8.800	0.000		
1.000	1.000	72.99	0.000	0.000	DI2_165_168_L_0							
46 D	14.93	-1.0725E-05	151.8	74.64	151.8	76.25	UL-RL	1.5029E+05	-9.000	0.000		
1.000	1.000	74.64	0.000	0.000	DI2_165_168_L_0							
47 D	15.26	-1.0167E-05	154.9	76.29	154.9	77.82	UL-RL	1.5029E+05	-9.200	0.000		
1.000	1.000	76.29	0.000	0.000	DI2_165_168_L_0							
48 D	11.69	-9.6102E-06	158.1	77.94	158.1	79.38	UL-RL	1.5029E+05	-9.400	0.000		
1.000	1.000	77.94	0.000	0.000	DI2_165_168_L_0							
49 D	3.938	-9.3320E-06	159.7	78.76	159.7	80.16	UL-RL	1.5029E+05	-9.500	0.000		
1.000	1.000	78.76	0.000	0.000	DI2_165_168_L_0							

```
+-------------------------------------------------------------------------------------------------------------------------------+
|                   PARATIEPLUS(TM)   NLS ENGINE RELEASE  2018.0    FULL VERSION  *Build date:Nov 13, 2017*                    |
|                                                                                                                               |
|                                    NewProject.BaseDesignSection_28.SISMICASTR_1243                                            |
|                                   Exe Time : 4 September 2018 18:02:11                                                        |
+-------------------------------------------------------------------------------------------------------------------------------+
New Project


S T R E S S   R E S U L T S   F O R   G R O U P   N O.   2

0_R                                                              :
ELEMENT TYPE    5 NO.OF ELEMENTS. IN THIS GROUP   49
C U R R E N T   T I M E   I S      2.0000

 HARDENING 2D SOIL ELEMENT

 ****** TOTAL STRESS FORMULATION *****

  EL *   FORCE     DISPL-Y  VERTICAL-P  HORIZON.-P     MAX-V-P     MAX-H-P           STATE   STIFFNESS Z-LEVEL      PORE
E FACTOR    UFACTOR       Peq           Su_a         Su_p     LAYER
 ------------------------------------------------------------------------------------------------------------------------------
-------------------------------------------------------------------------------------------
   1     0.000         --          --          --          --          --          REMOVED     --        0.000       0.000
1.000       1.000       0.000       0.000       0.000     not available
   2     0.000         --          --          --          --          --          REMOVED     --      -0.2000       0.000
1.000       1.000       0.000       0.000       0.000     not available
   3     0.000         --          --          --          --          --          REMOVED     --      -0.4000       0.000
1.000       1.000       0.000       0.000       0.000     not available
   4     0.000         --          --          --          --          --          REMOVED     --      -0.6000       0.000
1.000       1.000       0.000       0.000       0.000     not available
   5     0.000         --          --          --          --          --          REMOVED     --      -0.8000       0.000
1.000       1.000       0.000       0.000       0.000     not available
   6 D   0.000      9.1444E-05   0.000       0.000       16.00       15.88         PASSIVE   0.000      -1.000       0.000
1.000       1.000       0.000       0.000       0.000     DI1_164_167_L_0
   7 D   2.744      8.7538E-05   3.200       13.72       19.20       17.60         PASSIVE   0.000      -1.200       0.000
1.000       1.000       13.72       0.000       0.000     DI1_164_167_L_0
   8 D   3.487      8.3670E-05   6.400       17.44       22.40       19.17           UL-RL  4.1569E+04  -1.400       0.000
1.000       1.000       17.44       0.000       0.000     DI1_164_167_L_0
   9 D   3.802      7.9855E-05   9.600       19.01       25.60       20.65           UL-RL  4.1569E+04  -1.600       0.000
1.000       1.000       19.01       0.000       0.000     DI1_164_167_L_0
  10 D   4.088      7.6107E-05   12.80       20.44       28.80       22.08           UL-RL  4.1569E+04  -1.800       0.000
1.000       1.000       20.44       0.000       0.000     DI1_164_167_L_0
  11 D   4.361      7.2439E-05   16.00       21.80       32.00       23.48           UL-RL  4.1569E+04  -2.000       0.000
1.000       1.000       21.80       0.000       0.000     DI1_164_167_L_0
  12 D   4.625      6.8861E-05   19.20       23.13       35.20       24.87           UL-RL  4.1569E+04  -2.200       0.000
1.000       1.000       23.13       0.000       0.000     DI1_164_167_L_0
  13 D   4.887      6.5381E-05   22.40       24.44       38.40       26.25           UL-RL  4.1569E+04  -2.400       0.000
1.000       1.000       24.44       0.000       0.000     DI1_164_167_L_0
  14 D   5.148      6.2006E-05   25.60       25.74       41.60       27.65           UL-RL  4.1569E+04  -2.600       0.000
1.000       1.000       25.74       0.000       0.000     DI1_164_167_L_0
  15 D   5.410      5.8740E-05   28.80       27.05       44.80       29.05           UL-RL  4.1569E+04  -2.800       0.000
1.000       1.000       27.05       0.000       0.000     DI1_164_167_L_0
  16 D   5.674      5.5588E-05   32.00       28.37       48.00       30.46           UL-RL  4.1569E+04  -3.000       0.000
1.000       1.000       28.37       0.000       0.000     DI1_164_167_L_0
  17 D   5.940      5.2553E-05   35.20       29.70       51.20       31.89           UL-RL  4.1569E+04  -3.200       0.000
1.000       1.000       29.70       0.000       0.000     DI1_164_167_L_0
  18 D   6.208      4.9635E-05   38.40       31.04       54.40       33.32           UL-RL  4.1569E+04  -3.400       0.000
1.000       1.000       31.04       0.000       0.000     DI1_164_167_L_0
  19 D   6.479      4.6837E-05   41.60       32.40       57.60       34.77           UL-RL  4.1569E+04  -3.600       0.000
1.000       1.000       32.40       0.000       0.000     DI1_164_167_L_0
  20 D   6.753      4.4159E-05   44.80       33.77       60.80       36.24           UL-RL  4.1569E+04  -3.800       0.000
1.000       1.000       33.77       0.000       0.000     DI1_164_167_L_0
  21 D   7.030      4.1601E-05   48.00       35.15       64.00       37.71           UL-RL  4.1569E+04  -4.000       0.000
1.000       1.000       35.15       0.000       0.000     DI1_164_167_L_0
  22 D   7.310      3.9164E-05   51.20       36.55       67.20       39.19           UL-RL  4.1569E+04  -4.200       0.000
1.000       1.000       36.55       0.000       0.000     DI1_164_167_L_0
  23 D   7.592      3.6847E-05   54.40       37.96       70.40       40.69           UL-RL  4.1569E+04  -4.400       0.000
1.000       1.000       37.96       0.000       0.000     DI1_164_167_L_0
  24 D   7.877      3.4651E-05   57.60       39.38       73.60       42.19           UL-RL  4.1569E+04  -4.600       0.000
1.000       1.000       39.38       0.000       0.000     DI1_164_167_L_0
```

```
  25 D   8.164      3.2577E-05   60.80      40.82      76.80      43.70          UL-RL  4.1569E+04  -4.800       0.000
1.000      1.000      40.82       0.000      0.000     DI1_164_167_L_0
  26 D   8.741      3.0624E-05   64.00      43.70      80.00      45.21          UL-RL  8.8610E+04  -5.000       0.000
1.000      1.000      43.70       0.000      0.000     DI2_165_168_L_0
  27 D   9.015      2.8795E-05   67.20      45.07      83.20      46.74          UL-RL  8.8610E+04  -5.200       0.000
1.000      1.000      45.07       0.000      0.000     DI2_165_168_L_0
  28 D   9.292      2.7088E-05   70.40      46.46      86.40      48.27          UL-RL  8.8610E+04  -5.400       0.000
1.000      1.000      46.46       0.000      0.000     DI2_165_168_L_0
  29 D   9.572      2.5501E-05   73.60      47.86      89.60      49.80          UL-RL  8.8610E+04  -5.600       0.000
1.000      1.000      47.86       0.000      0.000     DI2_165_168_L_0
  30 D   9.856      2.4031E-05   76.80      49.28      92.80      51.34          UL-RL  8.8610E+04  -5.800       0.000
1.000      1.000      49.28       0.000      0.000     DI2_165_168_L_0
  31 D   10.14      2.2673E-05   80.00      50.71      96.00      52.88          UL-RL  8.8610E+04  -6.000       0.000
1.000      1.000      50.71       0.000      0.000     DI2_165_168_L_0
  32 D   10.43      2.1420E-05   83.20      52.15      99.20      54.43          UL-RL  8.8610E+04  -6.200       0.000
1.000      1.000      52.15       0.000      0.000     DI2_165_168_L_0
  33 D   10.72      2.0266E-05   86.40      53.60      102.4      55.97          UL-RL  8.8610E+04  -6.400       0.000
1.000      1.000      53.60       0.000      0.000     DI2_165_168_L_0
  34 D   11.01      1.9204E-05   89.60      55.06      105.6      57.52          UL-RL  8.8610E+04  -6.600       0.000
1.000      1.000      55.06       0.000      0.000     DI2_165_168_L_0
  35 D   11.31      1.8225E-05   92.80      56.53      108.8      59.08          UL-RL  8.8610E+04  -6.800       0.000
1.000      1.000      56.53       0.000      0.000     DI2_165_168_L_0
  36 D   11.60      1.7322E-05   96.00      58.01      112.0      60.63          UL-RL  8.8610E+04  -7.000       0.000
1.000      1.000      58.01       0.000      0.000     DI2_165_168_L_0
  37 D   11.90      1.6486E-05   99.20      59.50      115.2      62.19          UL-RL  8.8610E+04  -7.200       0.000
1.000      1.000      59.50       0.000      0.000     DI2_165_168_L_0
  38 D   12.20      1.5709E-05   102.4      61.00      118.4      63.75          UL-RL  8.8610E+04  -7.400       0.000
1.000      1.000      61.00       0.000      0.000     DI2_165_168_L_0
  39 D   12.50      1.4983E-05   105.6      62.50      121.6      65.31          UL-RL  8.8610E+04  -7.600       0.000
1.000      1.000      62.50       0.000      0.000     DI2_165_168_L_0
  40 D   12.80      1.4300E-05   108.8      64.00      124.8      66.87          UL-RL  8.8610E+04  -7.800       0.000
1.000      1.000      64.00       0.000      0.000     DI2_165_168_L_0
  41 D   13.10      1.3653E-05   112.0      65.51      128.0      68.43          UL-RL  8.8610E+04  -8.000       0.000
1.000      1.000      65.51       0.000      0.000     DI2_165_168_L_0
  42 D   13.40      1.3034E-05   115.2      67.02      131.2      69.99          UL-RL  8.8610E+04  -8.200       0.000
1.000      1.000      67.02       0.000      0.000     DI2_165_168_L_0
  43 D   13.71      1.2437E-05   118.4      68.53      134.4      71.56          UL-RL  8.8610E+04  -8.400       0.000
1.000      1.000      68.53       0.000      0.000     DI2_165_168_L_0
  44 D   14.01      1.1856E-05   121.6      70.05      137.6      73.12          UL-RL  8.8610E+04  -8.600       0.000
1.000      1.000      70.05       0.000      0.000     DI2_165_168_L_0
  45 D   14.31      1.1287E-05   124.8      71.57      140.8      74.69          UL-RL  8.8610E+04  -8.800       0.000
1.000      1.000      71.57       0.000      0.000     DI2_165_168_L_0
  46 D   14.62      1.0725E-05   128.0      73.08      144.0      76.25          UL-RL  8.8610E+04  -9.000       0.000
1.000      1.000      73.08       0.000      0.000     DI2_165_168_L_0
  47 D   14.92      1.0167E-05   131.2      74.60      147.2      77.82          UL-RL  8.8610E+04  -9.200       0.000
1.000      1.000      74.60       0.000      0.000     DI2_165_168_L_0
  48 D   11.42      9.6102E-06   134.4      76.12      150.4      79.38          UL-RL  8.8610E+04  -9.400       0.000
1.000      1.000      76.12       0.000      0.000     DI2_165_168_L_0
  49 D   3.844      9.3320E-06   136.0      76.88      152.0      80.16          UL-RL  8.8610E+04  -9.500       0.000
1.000      1.000      76.88       0.000      0.000     DI2_165_168_L_0
```

```
+-----------------------------------------------------------------------------------------------------------------------+
|                  PARATIEPLUS(TM)   NLS ENGINE RELEASE  2018.0    FULL VERSION  *Build date:Nov 13, 2017*              |
|                                                                                                                       |
|                                   NewProject.BaseDesignSection_28.SISMICASTR_1243                                     |
|                                  Exe Time : 4 September 2018 18:02:11                                                 |
+-----------------------------------------------------------------------------------------------------------------------+
New Project


S T R E S S   R E S U L T S   F O R   G R O U P   N O.   3

WallElement_33                                                  :
ELEMENT TYPE    2 NO.OF ELEMENTS. IN THIS GROUP   48
C U R R E N T   T I M E   I S     2.0000

 WALL2D ELEMENT

   EL      TA          TB          MA          MB
-----------------------------------------------------
    1 1.84604E-03-1.84604E-03 2.74269E-12 3.69208E-04
    2 0.22162    -0.22162    -3.69208E-04 4.46939E-02
    3 0.69333    -0.69333    -4.46939E-02 0.18336
    4  1.7728     -1.7728    -0.18336     0.53792
    5  3.3659     -3.3659    -0.53792      1.2111
    6  5.4011     -5.4011     -1.2111      2.2913
    7  5.0853     -5.0853     -2.2913      3.3084
    8  4.3890     -4.3890     -3.3084      4.1862
    9  3.7216     -3.7216     -4.1862      4.9305
   10  3.0997     -3.0997     -4.9305      5.5504
   11  2.5313     -2.5313     -5.5504      6.0567
   12  2.0204     -2.0204     -6.0567      6.4608
   13  1.5686     -1.5686     -6.4608      6.7745
   14  1.1765     -1.1765     -6.7745      7.0098
   15 0.84357    -0.84357     -7.0098      7.1785
   16 0.56901    -0.56901     -7.1785      7.2923
   17 0.35145    -0.35145     -7.2923      7.3626
   18 0.18929    -0.18929     -7.3626      7.4004
   19 8.07408E-02-8.07408E-02 -7.4004      7.4166
   20 2.38713E-02-2.38713E-02 -7.4166      7.4214
   21 1.66409E-02-1.66409E-02 -7.4214      7.4247
   22 5.69329E-02-5.69329E-02 -7.4247      7.4361
   23 0.14257    -0.14257     -7.4361      7.4646
   24 0.27131    -0.27131     -7.4646      7.5189
   25 0.44089    -0.44089     -7.5189      7.6070
   26-0.17774     0.17774     -7.6070      7.5715
   27-0.71087     0.71087     -7.5715      7.4293
   28 -1.1642      1.1642     -7.4293      7.1965
   29 -1.5433      1.5433     -7.1965      6.8878
   30 -1.8537      1.8537     -6.8878      6.5171
   31 -2.1006      2.1006     -6.5171      6.0969
   32 -2.2889      2.2889     -6.0969      5.6392
   33 -2.4233      2.4233     -5.6392      5.1545
   34 -2.5080      2.5080     -5.1545      4.6529
   35 -2.5470      2.5470     -4.6529      4.1435
   36 -2.5438      2.5438     -4.1435      3.6347
   37 -2.5016      2.5016     -3.6347      3.1344
   38 -2.4232      2.4232     -3.1344      2.6498
   39 -2.3109      2.3109     -2.6498      2.1876
   40 -2.1667      2.1667     -2.1876      1.7543
   41 -1.9923      1.9923     -1.7543      1.3558
   42 -1.7890      1.7890     -1.3558     0.99800
   43 -1.5579      1.5579    -0.99800     0.68641
   44 -1.2997      1.2997    -0.68641     0.42647
   45 -1.0149      1.0149    -0.42647     0.22349
   46-0.70381     0.70381    -0.22349     8.27248E-02
   47-0.36658     0.36658    -8.27248E-02 9.40937E-03
   48-9.40900E-02 9.40900E-02-9.40937E-03 1.76392E-12
```

```
+-------------------------------------------------------------------------------------------------------------------------+
|                   PARATIEPLUS(TM)   NLS ENGINE RELEASE  2018.0    FULL VERSION  *Build date:Nov 13, 2017*               |
|                                                                                                                         |
|                                    NewProject.BaseDesignSection_28.SISMICASTR_1243                                      |
|                                   Exe Time : 4 September 2018 18:02:11                                                  |
+-------------------------------------------------------------------------------------------------------------------------+
New Project


S T R E S S    R E S U L T S    F O R    G R O U P    N O.    4

Tieback_175                                                  :
ELEMENT TYPE    6 NO.OF ELEMENTS. IN THIS GROUP    1
C U R R E N T    T I M E    I S      2.0000

 POST-TENSION 2D-BOUNDARY ELEMENT

         EL    FORCE          d0          EDISPL     pl. eps          K     -ve limit   +ve limit
-----------------------------------------------------------------------------------------------------

***** NO ONE ELEMENT ACTIVE AT CURRENT STEP *****

ITER     0 RNORM = 0.000     RMNORM= 0.000
           RINORM=0.2264E+05 RIMNOR= 2597.
           RENORM=0.1439E+05 REMNOR=0.1087E-21 RATIO =0.7972     TOLER =0.1000E-03  NOT CONVERGED
           RFMAX = 119.9     RMMAX = 7.607
           RTSMAL=0.1000E-02 RMSMAL=0.1000E-04
           RDT   =0.2264E+05 RDR   = 2597.
           RATIOT=0.7972     RATIOR= 0.000
           MAX UN=0.6430E-10 IEQ=    23 NODE     12 DOF   1  Y-DISPL.F
           MIN UN=-119.9     IEQ=     1 NODE      1 DOF   1  Y-DISPL.F
           NO. OF CONTACT CONSTRAINT VIOLATIONS     0


ITER     2 RNORM = 0.000     RMNORM= 0.000
           RINORM=0.2264E+05 RIMNOR= 2597.
           RENORM= 176.2     REMNOR=0.1929E-19 RATIO =0.8822E-01 TOLER =0.1000E-03  NOT CONVERGED
           RFMAX = 119.9     RMMAX = 7.607
           RTSMAL=0.1000E-02 RMSMAL=0.1000E-04
           RDT   =0.2264E+05 RDR   = 2597.
           RATIOT=0.8822E-01 RATIOR= 0.000
           MAX UN=0.6171E-01 IEQ=    75 NODE     38 DOF   1  Y-DISPL.F
           MIN UN=-7.257     IEQ=     3 NODE      2 DOF   1  Y-DISPL.F
           NO. OF CONTACT CONSTRAINT VIOLATIONS     0


ITER     3 RNORM = 0.000     RMNORM= 0.000
           RINORM=0.2264E+05 RIMNOR= 2597.
           RENORM= 12.09     REMNOR=0.2326E-19 RATIO =0.2311E-01 TOLER =0.1000E-03  NOT CONVERGED
           RFMAX = 119.9     RMMAX = 7.607
           RTSMAL=0.1000E-02 RMSMAL=0.1000E-04
           RDT   =0.2264E+05 RDR   = 2597.
           RATIOT=0.2311E-01 RATIOR= 0.000
           MAX UN=0.3856E-01 IEQ=    63 NODE     32 DOF   1  Y-DISPL.F
           MIN UN=-2.864     IEQ=     5 NODE      3 DOF   1  Y-DISPL.F
           NO. OF CONTACT CONSTRAINT VIOLATIONS     0


ITER     4 RNORM = 0.000     RMNORM= 0.000
           RINORM=0.2264E+05 RIMNOR= 2597.
           RENORM=0.4817E-02 REMNOR=0.5450E-20 RATIO =0.4613E-03 TOLER =0.1000E-03  NOT CONVERGED
           RFMAX = 119.9     RMMAX = 7.607
           RTSMAL=0.1000E-02 RMSMAL=0.1000E-04
           RDT   =0.2264E+05 RDR   = 2597.
           RATIOT=0.4613E-03 RATIOR= 0.000
           MAX UN=0.7054E-02 IEQ=    67 NODE     34 DOF   1  Y-DISPL.F
           MIN UN=-.6899E-01 IEQ=    55 NODE     28 DOF   1  Y-DISPL.F
           NO. OF CONTACT CONSTRAINT VIOLATIONS     0


ITER     5 RNORM = 0.000     RMNORM= 0.000
```

```
 RINORM=0.2264E+05 RIMNOR= 2597.
 RENORM=0.3398E-06 REMNOR=0.1200E-19 RATIO =0.3874E-05 TOLER =0.1000E-03      CONVERGED !
 RFMAX = 119.9     RMMAX = 7.607
 RTSMAL=0.1000E-02 RMSMAL=0.1000E-04
 RDT   =0.2264E+05 RDR   = 2597.
 RATIOT=0.3874E-05 RATIOR= 0.000
 MAX UN=0.3094E-03 IEQ=    71 NODE     36 DOF   1  Y-DISPL.F
 MIN UN=-.8153E-09 IEQ=     9 NODE      5 DOF   1  Y-DISPL.F
 NO. OF CONTACT CONSTRAINT VIOLATIONS     0
```

```
+-------------------------------------------------------------------------------------------------------------------------+
|                   PARATIEPLUS(TM)   NLS ENGINE RELEASE  2018.0    FULL VERSION  *Build date:Nov 13, 2017*              |
|                                                                                                                         |
|                                    NewProject.BaseDesignSection_28.SISMICASTR_1243                                      |
|                                   Exe Time : 4 September 2018 18:02:11                                                  |
+-------------------------------------------------------------------------------------------------------------------------+
New Project
SOLUTION REACHED USING     5 ITERATIONS ON   40

P R I N T   O U T   F O R   T I M E   S T E P    3     ( AT TIME   3.000     )

PRINT OUT OF ACTIVE COMPONENTS (FIXED NODES ARE NOT PRINTED OUT)

          Y-DISPL.F        X-ROT. F
            (02)             (04)           (
    1  -1.3019491E-03   3.7407237E-04
    2  -1.2271995E-03   3.7309925E-04
    3  -1.1528372E-03   3.7020962E-04
    4  -1.0792374E-03   3.6549356E-04
    5  -1.0067517E-03   3.5909854E-04
    6  -9.3569840E-04   3.5119790E-04
    7  -8.6636150E-04   3.4196284E-04
    8  -7.9899112E-04   3.3155996E-04
    9  -7.3380472E-04   3.2014908E-04
   10  -6.7098849E-04   3.0788315E-04
   11  -6.1069872E-04   2.9490826E-04
   12  -5.5306315E-04   2.8136386E-04
   13  -4.9818227E-04   2.6738300E-04
   14  -4.4613058E-04   2.5309265E-04
   15  -3.9695776E-04   2.3861408E-04
   16  -3.5068977E-04   2.2406323E-04
   17  -3.0732977E-04   2.0954971E-04
   18  -2.6686049E-04   1.9517392E-04
   19  -2.2924507E-04   1.8102502E-04
   20  -1.9443009E-04   1.6718191E-04
   21  -1.6234745E-04   1.5371406E-04
   22  -1.3291558E-04   1.4068192E-04
   23  -1.0604213E-04   1.2813803E-04
   24  -8.1624815E-05   1.1612748E-04
   25  -5.9553026E-05   1.0468861E-04
   26  -3.9709112E-05   9.3853620E-05
   27  -2.1969184E-05   8.3655840E-05
   28  -6.2022617E-06   7.4127133E-05
   29   7.7277442E-06   6.5289559E-05
   30   1.9960469E-05   5.7155597E-05
   31   3.0637082E-05   4.9728120E-05
   32   3.9898371E-05   4.3001128E-05
   33   4.7883266E-05   3.6960836E-05
   34   5.4727141E-05   3.1587067E-05
   35   6.0560823E-05   2.6854251E-05
   36   6.5509574E-05   2.2732432E-05
   37   6.9692268E-05   1.9187998E-05
   38   7.3220795E-05   1.6184207E-05
   39   7.6199375E-05   1.3681785E-05
   40   7.8724168E-05   1.1639260E-05
   41   8.0882851E-05   1.0013314E-05
   42   8.2754274E-05   8.7590601E-06
   43   8.4408172E-05   7.8302561E-06
   44   8.5904911E-05   7.1794775E-06
   45   8.7295259E-05   6.7582431E-06
   46   8.8620207E-05   6.5170959E-06
   47   8.9910745E-05   6.4056734E-06
   48   9.1187709E-05   6.3727317E-06
   49   9.1824897E-05   6.3710764E-06
```

```
+-------------------------------------------------------------------------------------------------------------------------------+
|                   PARATIEPLUS(TM)   NLS ENGINE RELEASE  2018.0    FULL VERSION  *Build date:Nov 13, 2017*                    |
|                                                                                                                               |
|                                    NewProject.BaseDesignSection_28.SISMICASTR_1243                                            |
|                                   Exe Time : 4 September 2018 18:02:11                                                        |
+-------------------------------------------------------------------------------------------------------------------------------+
New Project


S T R E S S   R E S U L T S   F O R   G R O U P   N O.   1

0_L                                                          :
ELEMENT TYPE    5 NO.OF ELEMENTS. IN THIS GROUP   49
C U R R E N T   T I M E   I S      3.0000

 HARDENING 2D SOIL ELEMENT

 ****** TOTAL STRESS FORMULATION *****

  EL *   FORCE     DISPL-Y  VERTICAL-P  HORIZON.-P     MAX-V-P     MAX-H-P           STATE   STIFFNESS Z-LEVEL      PORE
E FACTOR    UFACTOR       Peq           Su_a         Su_p     LAYER
 ------------------------------------------------------------------------------------------------------------------------------
-------------------------------------------------------------------------------------------
   1 D  3.0756E-02  1.3019E-03  5.5437E-02  0.3076      5.5437E-02   1.866         PASSIVE   0.000       0.000       0.000
1.000       1.000       0.3076       0.000       0.000     DI1_164_167_L_0
   2 D   3.662      1.2272E-03   3.300       18.31       3.300       18.31         PASSIVE   0.000     -0.2000       0.000
1.000       1.000       18.31       0.000       0.000     DI1_164_167_L_0
   3 D   7.441      1.1528E-03   6.706       37.21       6.706       37.21         PASSIVE   0.000     -0.4000       0.000
1.000       1.000       37.21       0.000       0.000     DI1_164_167_L_0
   4 D   10.73      1.0792E-03   10.32       53.65       10.32       53.65           V-C  3.8971E+04 -0.6000       0.000
1.000       1.000       53.65       0.000       0.000     DI1_164_167_L_0
   5 D   10.63      1.0068E-03   14.08       53.15       14.08       53.15           V-C  3.8971E+04 -0.8000       0.000
1.000       1.000       53.15       0.000       0.000     DI1_164_167_L_0
   6 D   10.47      9.3570E-04   17.91       52.34       17.91       52.34           V-C  3.8971E+04  -1.000       0.000
1.000       1.000       52.34       0.000       0.000     DI1_164_167_L_0
   7 D   10.27      8.6636E-04   21.73       51.36       21.73       51.36           V-C  3.8971E+04  -1.200       0.000
1.000       1.000       51.36       0.000       0.000     DI1_164_167_L_0
   8 D   10.06      7.9899E-04   25.78       50.31       25.78       50.31           V-C  3.8971E+04  -1.400       0.000
1.000       1.000       50.31       0.000       0.000     DI1_164_167_L_0
   9 D   9.850      7.3380E-04   30.11       49.25       30.11       49.25           V-C  3.8971E+04  -1.600       0.000
1.000       1.000       49.25       0.000       0.000     DI1_164_167_L_0
  10 D   9.645      6.7099E-04   34.05       48.23       34.05       48.23           V-C  3.8971E+04  -1.800       0.000
1.000       1.000       48.23       0.000       0.000     DI1_164_167_L_0
  11 D   9.455      6.1070E-04   38.05       47.28       38.05       47.28           V-C  3.8971E+04  -2.000       0.000
1.000       1.000       47.28       0.000       0.000     DI1_164_167_L_0
  12 D   9.284      5.5306E-04   41.94       46.42       41.94       46.42           V-C  3.8971E+04  -2.200       0.000
1.000       1.000       46.42       0.000       0.000     DI1_164_167_L_0
  13 D   9.134      4.9818E-04   45.58       45.67       45.58       45.67           V-C  3.8971E+04  -2.400       0.000
1.000       1.000       45.67       0.000       0.000     DI1_164_167_L_0
  14 D   9.007      4.4613E-04   49.31       45.03       49.31       45.03           V-C  3.8971E+04  -2.600       0.000
1.000       1.000       45.03       0.000       0.000     DI1_164_167_L_0
  15 D   8.904      3.9696E-04   52.98       44.52       52.98       44.52           V-C  3.8971E+04  -2.800       0.000
1.000       1.000       44.52       0.000       0.000     DI1_164_167_L_0
  16 D   8.826      3.5069E-04   56.59       44.13       56.59       44.13           V-C  3.8971E+04  -3.000       0.000
1.000       1.000       44.13       0.000       0.000     DI1_164_167_L_0
  17 D   8.773      3.0733E-04   60.06       43.86       60.06       43.86           V-C  3.8971E+04  -3.200       0.000
1.000       1.000       43.86       0.000       0.000     DI1_164_167_L_0
  18 D   8.745      2.6686E-04   63.61       43.72       63.61       43.72           V-C  3.8971E+04  -3.400       0.000
1.000       1.000       43.72       0.000       0.000     DI1_164_167_L_0
  19 D   8.742      2.2925E-04   67.13       43.71       67.13       43.71           V-C  3.8971E+04  -3.600       0.000
1.000       1.000       43.71       0.000       0.000     DI1_164_167_L_0
  20 D   8.763      1.9443E-04   70.62       43.81       70.62       43.81           V-C  3.8971E+04  -3.800       0.000
1.000       1.000       43.81       0.000       0.000     DI1_164_167_L_0
  21 D   8.807      1.6235E-04   74.01       44.04       74.01       44.04           V-C  3.8971E+04  -4.000       0.000
1.000       1.000       44.04       0.000       0.000     DI1_164_167_L_0
  22 D   8.875      1.3292E-04   77.47       44.37       77.47       44.37           V-C  3.8971E+04  -4.200       0.000
1.000       1.000       44.37       0.000       0.000     DI1_164_167_L_0
  23 D   8.964      1.0604E-04   80.91       44.82       80.91       44.82           V-C  3.8971E+04  -4.400       0.000
1.000       1.000       44.82       0.000       0.000     DI1_164_167_L_0
  24 D   9.074      8.1625E-05   84.03       45.37       84.03       45.37           V-C  3.8971E+04  -4.600       0.000
1.000       1.000       45.37       0.000       0.000     DI1_164_167_L_0
```

25 D	9.204	5.9553E-05	87.01	46.02	87.01	46.02	V-C	3.8971E+04	-4.800	0.000	1.000	1.000
46.02	0.000	0.000	DI1_164_167_L_0									
26 D	9.789	3.9709E-05	90.00	48.94	90.00	48.94	V-C	9.3930E+04	-5.000	0.000	1.000	1.000
48.94	0.000	0.000	DI2_165_168_L_0									
27 D	9.760	2.1969E-05	93.01	48.80	93.01	48.80	V-C	9.3930E+04	-5.200	0.000	1.000	1.000
48.80	0.000	0.000	DI2_165_168_L_0									
28 D	9.770	6.2023E-06	96.03	48.85	96.03	48.85	V-C	9.3930E+04	-5.400	0.000	1.000	1.000
48.85	0.000	0.000	DI2_165_168_L_0									
29 D	9.728	-7.7277E-06	99.06	48.64	99.06	49.80	UL-RL	1.5029E+05	-5.600	0.000	1.000	1.000
48.64	0.000	0.000	DI2_165_168_L_0									
30 D	9.668	-1.9960E-05	102.1	48.34	102.1	51.34	UL-RL	1.5029E+05	-5.800	0.000	1.000	1.000
48.34	0.000	0.000	DI2_165_168_L_0									
31 D	9.655	-3.0637E-05	105.2	48.28	105.2	52.88	UL-RL	1.5029E+05	-6.000	0.000	1.000	1.000
48.28	0.000	0.000	DI2_165_168_L_0									
32 D	9.686	-3.9898E-05	108.2	48.43	108.2	54.43	UL-RL	1.5029E+05	-6.200	0.000	1.000	1.000
48.43	0.000	0.000	DI2_165_168_L_0									
33 D	9.755	-4.7883E-05	111.3	48.78	111.3	55.97	UL-RL	1.5029E+05	-6.400	0.000	1.000	1.000
48.78	0.000	0.000	DI2_165_168_L_0									
34 D	9.860	-5.4727E-05	114.4	49.30	114.4	57.52	UL-RL	1.5029E+05	-6.600	0.000	1.000	1.000
49.30	0.000	0.000	DI2_165_168_L_0									
35 D	9.995	-6.0561E-05	117.5	49.98	117.5	59.08	UL-RL	1.5029E+05	-6.800	0.000	1.000	1.000
49.98	0.000	0.000	DI2_165_168_L_0									
36 D	10.16	-6.5510E-05	120.6	50.79	120.6	60.63	UL-RL	1.5029E+05	-7.000	0.000	1.000	1.000
50.79	0.000	0.000	DI2_165_168_L_0									
37 D	10.34	-6.9692E-05	123.7	51.72	123.7	62.19	UL-RL	1.5029E+05	-7.200	0.000	1.000	1.000
51.72	0.000	0.000	DI2_165_168_L_0									
38 D	10.55	-7.3221E-05	126.8	52.75	126.8	63.75	UL-RL	1.5029E+05	-7.400	0.000	1.000	1.000
52.75	0.000	0.000	DI2_165_168_L_0									
39 D	10.77	-7.6199E-05	129.9	53.86	129.9	65.31	UL-RL	1.5029E+05	-7.600	0.000	1.000	1.000
53.86	0.000	0.000	DI2_165_168_L_0									
40 D	11.01	-7.8724E-05	133.0	55.04	133.0	66.87	UL-RL	1.5029E+05	-7.800	0.000	1.000	1.000
55.04	0.000	0.000	DI2_165_168_L_0									
41 D	11.26	-8.0883E-05	136.1	56.28	136.1	68.43	UL-RL	1.5029E+05	-8.000	0.000	1.000	1.000
56.28	0.000	0.000	DI2_165_168_L_0									
42 D	11.51	-8.2754E-05	139.3	57.56	139.3	69.99	UL-RL	1.5029E+05	-8.200	0.000	1.000	1.000
57.56	0.000	0.000	DI2_165_168_L_0									
43 D	11.77	-8.4408E-05	142.4	58.87	142.4	71.56	UL-RL	1.5029E+05	-8.400	0.000	1.000	1.000
58.87	0.000	0.000	DI2_165_168_L_0									
44 D	12.04	-8.5905E-05	145.5	60.21	145.5	73.12	UL-RL	1.5029E+05	-8.600	0.000	1.000	1.000
60.21	0.000	0.000	DI2_165_168_L_0									
45 D	12.31	-8.7295E-05	148.7	61.57	148.7	74.69	UL-RL	1.5029E+05	-8.800	0.000	1.000	1.000
61.57	0.000	0.000	DI2_165_168_L_0									
46 D	12.59	-8.8620E-05	151.8	62.93	151.8	76.25	UL-RL	1.5029E+05	-9.000	0.000	1.000	1.000
62.93	0.000	0.000	DI2_165_168_L_0									
47 D	12.86	-8.9911E-05	154.9	64.30	154.9	77.82	UL-RL	1.5029E+05	-9.200	0.000	1.000	1.000
64.30	0.000	0.000	DI2_165_168_L_0									
48 D	9.851	-9.1188E-05	158.1	65.68	158.1	79.38	UL-RL	1.5029E+05	-9.400	0.000	1.000	1.000
65.68	0.000	0.000	DI2_165_168_L_0									
49 D	3.318	-9.1825E-05	159.7	66.36	159.7	80.16	UL-RL	1.5029E+05	-9.500	0.000	1.000	1.000
66.36	0.000	0.000	DI2_165_168_L_0									

```
+-------------------------------------------------------------------------------------------------------------------------------+
|                   PARATIEPLUS(TM)   NLS ENGINE RELEASE  2018.0    FULL VERSION  *Build date:Nov 13, 2017*                    |
|                                                                                                                               |
|                                    NewProject.BaseDesignSection_28.SISMICASTR_1243                                            |
|                                   Exe Time : 4 September 2018 18:02:11                                                        |
+-------------------------------------------------------------------------------------------------------------------------------+
New Project


S T R E S S   R E S U L T S   F O R   G R O U P   N O.   2

0_R                                                              :
ELEMENT TYPE    5 NO.OF ELEMENTS. IN THIS GROUP   49
C U R R E N T   T I M E   I S      3.0000

 HARDENING 2D SOIL ELEMENT

 ****** TOTAL STRESS FORMULATION *****

  EL *   FORCE     DISPL-Y  VERTICAL-P  HORIZON.-P     MAX-V-P     MAX-H-P           STATE   STIFFNESS Z-LEVEL      PORE
E FACTOR    UFACTOR       Peq           Su_a         Su_p     LAYER
 ------------------------------------------------------------------------------------------------------------------------------
-------------------------------------------------------------------------------------------
   1     0.000         --          --          --          --          --          REMOVED     --        0.000       0.000
1.000       1.000       0.000       0.000       0.000     not available
   2     0.000         --          --          --          --          --          REMOVED     --      -0.2000       0.000
1.000       1.000       0.000       0.000       0.000     not available
   3     0.000         --          --          --          --          --          REMOVED     --      -0.4000       0.000
1.000       1.000       0.000       0.000       0.000     not available
   4     0.000         --          --          --          --          --          REMOVED     --      -0.6000       0.000
1.000       1.000       0.000       0.000       0.000     not available
   5     0.000         --          --          --          --          --          REMOVED     --      -0.8000       0.000
1.000       1.000       0.000       0.000       0.000     not available
   6 D   0.000     -9.3570E-04   0.000       0.000       16.00       15.88          ACTIVE   0.000      -1.000       0.000
1.000       1.000       0.000       0.000       0.000     DI1_164_167_L_0
   7 D  0.2131     -8.6636E-04   3.200       1.066       19.20       17.60          ACTIVE   0.000      -1.200       0.000
1.000       1.000       1.066       0.000       0.000     DI1_164_167_L_0
   8 D  0.4262     -7.9899E-04   6.400       2.131       22.40       19.17          ACTIVE   0.000      -1.400       0.000
1.000       1.000       2.131       0.000       0.000     DI1_164_167_L_0
   9 D  0.6394     -7.3380E-04   9.600       3.197       25.60       20.65          ACTIVE   0.000      -1.600       0.000
1.000       1.000       3.197       0.000       0.000     DI1_164_167_L_0
  10 D  0.8525     -6.7099E-04   12.80       4.262       28.80       22.08          ACTIVE   0.000      -1.800       0.000
1.000       1.000       4.262       0.000       0.000     DI1_164_167_L_0
  11 D   1.066     -6.1070E-04   16.00       5.328       32.00       23.48          ACTIVE   0.000      -2.000       0.000
1.000       1.000       5.328       0.000       0.000     DI1_164_167_L_0
  12 D   1.279     -5.5306E-04   19.20       6.394       35.20       24.87          ACTIVE   0.000      -2.200       0.000
1.000       1.000       6.394       0.000       0.000     DI1_164_167_L_0
  13 D   1.492     -4.9818E-04   22.40       7.459       38.40       26.25          ACTIVE   0.000      -2.400       0.000
1.000       1.000       7.459       0.000       0.000     DI1_164_167_L_0
  14 D   1.705     -4.4613E-04   25.60       8.525       41.60       27.65          ACTIVE   0.000      -2.600       0.000
1.000       1.000       8.525       0.000       0.000     DI1_164_167_L_0
  15 D   1.918     -3.9696E-04   28.80       9.590       44.80       29.05          ACTIVE   0.000      -2.800       0.000
1.000       1.000       9.590       0.000       0.000     DI1_164_167_L_0
  16 D   2.296     -3.5069E-04   32.00       11.48       48.00       30.46           UL-RL  4.1569E+04  -3.000       0.000
1.000       1.000       11.48       0.000       0.000     DI1_164_167_L_0
  17 D   2.948     -3.0733E-04   35.20       14.74       51.20       31.89           UL-RL  4.1569E+04  -3.200       0.000
1.000       1.000       14.74       0.000       0.000     DI1_164_167_L_0
  18 D   3.577     -2.6686E-04   38.40       17.88       54.40       33.32           UL-RL  4.1569E+04  -3.400       0.000
1.000       1.000       17.88       0.000       0.000     DI1_164_167_L_0
  19 D   4.184     -2.2925E-04   41.60       20.92       57.60       34.77           UL-RL  4.1569E+04  -3.600       0.000
1.000       1.000       20.92       0.000       0.000     DI1_164_167_L_0
  20 D   4.770     -1.9443E-04   44.80       23.85       60.80       36.24           UL-RL  4.1569E+04  -3.800       0.000
1.000       1.000       23.85       0.000       0.000     DI1_164_167_L_0
  21 D   5.335     -1.6235E-04   48.00       26.67       64.00       37.71           UL-RL  4.1569E+04  -4.000       0.000
1.000       1.000       26.67       0.000       0.000     DI1_164_167_L_0
  22 D   5.879     -1.3292E-04   51.20       29.40       67.20       39.19           UL-RL  4.1569E+04  -4.200       0.000
1.000       1.000       29.40       0.000       0.000     DI1_164_167_L_0
  23 D   6.404     -1.0604E-04   54.40       32.02       70.40       40.69           UL-RL  4.1569E+04  -4.400       0.000
1.000       1.000       32.02       0.000       0.000     DI1_164_167_L_0
  24 D   6.910     -8.1625E-05   57.60       34.55       73.60       42.19           UL-RL  4.1569E+04  -4.600       0.000
1.000       1.000       34.55       0.000       0.000     DI1_164_167_L_0
```

25 D	7.398	-5.9553E-05	60.80	36.99	76.80	43.70	UL-RL	4.1569E+04	-4.800	0.000		
1.000	1.000	36.99	0.000	0.000	DI1_164_167_L_0							
26 D	7.494	-3.9709E-05	64.00	37.47	80.00	45.21	UL-RL	8.8610E+04	-5.000	0.000		
1.000	1.000	37.47	0.000	0.000	DI2_165_168_L_0							
27 D	8.115	-2.1969E-05	67.20	40.58	83.20	46.74	UL-RL	8.8610E+04	-5.200	0.000		
1.000	1.000	40.58	0.000	0.000	DI2_165_168_L_0							
28 D	8.702	-6.2023E-06	70.40	43.51	86.40	48.27	UL-RL	8.8610E+04	-5.400	0.000		
1.000	1.000	43.51	0.000	0.000	DI2_165_168_L_0							
29 D	9.257	7.7277E-06	73.60	46.29	89.60	49.80	UL-RL	8.8610E+04	-5.600	0.000		
1.000	1.000	46.29	0.000	0.000	DI2_165_168_L_0							
30 D	9.783	1.9960E-05	76.80	48.92	92.80	51.34	UL-RL	8.8610E+04	-5.800	0.000		
1.000	1.000	48.92	0.000	0.000	DI2_165_168_L_0							
31 D	10.28	3.0637E-05	80.00	51.41	96.00	52.88	UL-RL	8.8610E+04	-6.000	0.000		
1.000	1.000	51.41	0.000	0.000	DI2_165_168_L_0							
32 D	10.75	3.9898E-05	83.20	53.74	99.20	54.49	UL-RL	8.8610E+04	-6.200	0.000		
1.000	1.000	53.74	0.000	0.000	DI2_165_168_L_0							
33 D	11.18	4.7883E-05	86.40	55.92	102.4	56.19	UL-RL	8.8610E+04	-6.400	0.000		
1.000	1.000	55.92	0.000	0.000	DI2_165_168_L_0							
34 D	11.58	5.4727E-05	89.60	57.92	105.6	58.01	UL-RL	8.8610E+04	-6.600	0.000		
1.000	1.000	57.92	0.000	0.000	DI2_165_168_L_0							
35 D	11.96	6.0561E-05	92.80	59.82	108.8	59.86	UL-RL	8.8610E+04	-6.800	0.000		
1.000	1.000	59.82	0.000	0.000	DI2_165_168_L_0							
36 D	12.33	6.5510E-05	96.00	61.66	112.0	61.67	UL-RL	8.8610E+04	-7.000	0.000		
1.000	1.000	61.66	0.000	0.000	DI2_165_168_L_0							
37 D	12.69	6.9692E-05	99.20	63.46	115.2	63.46	UL-RL	8.8610E+04	-7.200	0.000		
1.000	1.000	63.46	0.000	0.000	DI2_165_168_L_0							
38 D	13.04	7.3221E-05	102.4	65.21	118.4	65.22	UL-RL	8.8610E+04	-7.400	0.000		
1.000	1.000	65.21	0.000	0.000	DI2_165_168_L_0							
39 D	13.39	7.6199E-05	105.6	66.94	121.6	66.94	UL-RL	8.8610E+04	-7.600	0.000		
1.000	1.000	66.94	0.000	0.000	DI2_165_168_L_0							
40 D	13.73	7.8724E-05	108.8	68.64	124.8	68.65	UL-RL	8.8610E+04	-7.800	0.000		
1.000	1.000	68.64	0.000	0.000	DI2_165_168_L_0							
41 D	14.07	8.0883E-05	112.0	70.33	128.0	70.33	UL-RL	8.8610E+04	-8.000	0.000		
1.000	1.000	70.33	0.000	0.000	DI2_165_168_L_0							
42 D	14.40	8.2754E-05	115.2	72.00	131.2	72.00	UL-RL	8.8610E+04	-8.200	0.000		
1.000	1.000	72.00	0.000	0.000	DI2_165_168_L_0							
43 D	14.73	8.4408E-05	118.4	73.65	134.4	73.65	UL-RL	8.8610E+04	-8.400	0.000		
1.000	1.000	73.65	0.000	0.000	DI2_165_168_L_0							
44 D	15.06	8.5905E-05	121.6	75.30	137.6	75.30	UL-RL	8.8610E+04	-8.600	0.000		
1.000	1.000	75.30	0.000	0.000	DI2_165_168_L_0							
45 D	15.39	8.7295E-05	124.8	76.94	140.8	76.94	UL-RL	8.8610E+04	-8.800	0.000		
1.000	1.000	76.94	0.000	0.000	DI2_165_168_L_0							
46 D	15.72	8.8620E-05	128.0	78.58	144.0	78.58	V-C	5.5381E+04	-9.000	0.000		
1.000	1.000	78.58	0.000	0.000	DI2_165_168_L_0							
47 D	16.04	8.9911E-05	131.2	80.22	147.2	80.22	V-C	5.5381E+04	-9.200	0.000		
1.000	1.000	80.22	0.000	0.000	DI2_165_168_L_0							
48 D	12.28	9.1188E-05	134.4	81.86	150.4	81.86	V-C	5.5381E+04	-9.400	0.000		
1.000	1.000	81.86	0.000	0.000	DI2_165_168_L_0							
49 D	4.134	9.1825E-05	136.0	82.68	152.0	82.68	V-C	5.5381E+04	-9.500	0.000		
1.000	1.000	82.68	0.000	0.000	DI2_165_168_L_0							

```
+-------------------------------------------------------------------------------------------------------------------------+
|                   PARATIEPLUS(TM)   NLS ENGINE RELEASE  2018.0    FULL VERSION  *Build date:Nov 13, 2017*              |
|                                                                                                                         |
|                                    NewProject.BaseDesignSection_28.SISMICASTR_1243                                      |
|                                   Exe Time : 4 September 2018 18:02:11                                                  |
+-------------------------------------------------------------------------------------------------------------------------+
New Project


S T R E S S   R E S U L T S   F O R   G R O U P   N O.   3

WallElement_33                                                :
ELEMENT TYPE    2 NO.OF ELEMENTS. IN THIS GROUP   48
C U R R E N T   T I M E   I S     3.0000

 WALL2D ELEMENT

   EL      TA          TB          MA          MB
-------------------------------------------------------
    1 -119.91      119.91    -3.03433E-11 -23.983
    2 -116.25      116.25      23.983     -47.233
    3 -108.81      108.81      47.233     -68.995
    4 -98.081      98.081      68.995     -88.612
    5 -87.452      87.452      88.612     -106.10
    6 -76.983      76.983      106.10     -121.50
    7 -66.924      66.924      121.50     -134.88
    8 -57.288      57.288      134.88     -146.34
    9 -48.077      48.077      146.34     -155.96
   10 -39.284      39.284      155.96     -163.81
   11 -30.895      30.895      163.81     -169.99
   12 -22.889      22.889      169.99     -174.57
   13 -15.248      15.248      174.57     -177.62
   14 -7.9460      7.9460      177.62     -179.21
   15-0.96046     0.96046      179.21     -179.40
   16  5.5693     -5.5693      179.40     -178.29
   17  11.394     -11.394      178.29     -176.01
   18  16.563     -16.563      176.01     -172.70
   19  21.120     -21.120      172.70     -168.47
   20  25.113     -25.113      168.47     -163.45
   21  28.586     -28.586      163.45     -157.73
   22  31.581     -31.581      157.73     -151.42
   23  34.141     -34.141      151.42     -144.59
   24  36.304     -36.304      144.59     -137.33
   25  38.110     -38.110      137.33     -129.70
   26  40.405     -40.405      129.70     -121.62
   27  42.049     -42.049      121.62     -113.21
   28  43.117     -43.117      113.21     -104.59
   29  43.587     -43.587      104.59     -95.873
   30  43.471     -43.471      95.873     -87.179
   31  42.843     -42.843      87.179     -78.610
   32  41.780     -41.780      78.610     -70.254
   33  40.353     -40.353      70.254     -62.184
   34  38.630     -38.630      62.184     -54.458
   35  36.661     -36.661      54.458     -47.126
   36  34.486     -34.486      47.126     -40.228
   37  32.138     -32.138      40.228     -33.801
   38  29.644     -29.644      33.801     -27.872
   39  27.027     -27.027      27.872     -22.467
   40  24.306     -24.306      22.467     -17.605
   41  21.496     -21.496      17.605     -13.306
   42  18.608     -18.608      13.306     -9.5845
   43  15.652     -15.652      9.5845     -6.4541
   44  12.634     -12.634      6.4541     -3.9274
   45  9.5580     -9.5580      3.9274     -2.0158
   46  6.4275     -6.4275      2.0158    -0.73027
   47  3.2435     -3.2435     0.73027    -8.15839E-02
   48 0.81581    -0.81581     8.15839E-02-1.55227E-11
```

```
+-------------------------------------------------------------------------------------------------------------------------------+
|                   PARATIEPLUS(TM)   NLS ENGINE RELEASE  2018.0    FULL VERSION  *Build date:Nov 13, 2017*                    |
|                                                                                                                               |
|                                    NewProject.BaseDesignSection_28.SISMICASTR_1243                                            |
|                                   Exe Time : 4 September 2018 18:02:11                                                        |
+-------------------------------------------------------------------------------------------------------------------------------+
New Project


S T R E S S   R E S U L T S   F O R   G R O U P   N O.   4

Tieback_175                                                  :
ELEMENT TYPE    6 NO.OF ELEMENTS. IN THIS GROUP    1
C U R R E N T   T I M E   I S      3.0000

 POST-TENSION 2D-BOUNDARY ELEMENT

         EL    FORCE          d0          EDISPL     pl. eps          K     -ve limit   +ve limit
-------------------------------------------------------------------------------------------------------
 ANCHOR    1   138.50     -1.22376E-03 -1.22376E-03   0.0000       0.0000       0.0000       0.0000     BORN NOW JUST
ACTIVATED

 ITER     0 RNORM = 0.000     RMNORM= 0.000
             RINORM=0.2332E+06 RIMNOR=0.1239E+07
             RENORM= 1096.     REMNOR=0.1200E-19 RATIO =0.6855E-01 TOLER =0.1000E-03  NOT CONVERGED
             RFMAX = 119.9     RMMAX = 179.4
             RTSMAL=0.1000E-02 RMSMAL=0.1000E-02
             RDT   =0.2332E+06 RDR   =0.1239E+07
             RATIOT=0.6855E-01 RATIOR= 0.000
             MAX UN= 9.257     IEQ=    57 NODE     29 DOF   1  Y-DISPL.F
             MIN UN=-.8153E-09 IEQ=     9 NODE      5 DOF   1  Y-DISPL.F
             NO. OF CONTACT CONSTRAINT VIOLATIONS     0


 ITER     2 RNORM = 0.000     RMNORM= 0.000
             RINORM=0.2332E+06 RIMNOR=0.1239E+07
             RENORM= 14.82     REMNOR=0.7884E-19 RATIO =0.7971E-02 TOLER =0.1000E-03  NOT CONVERGED
             RFMAX = 119.9     RMMAX = 179.4
             RTSMAL=0.1000E-02 RMSMAL=0.1000E-02
             RDT   =0.2332E+06 RDR   =0.1239E+07
             RATIOT=0.7971E-02 RATIOR= 0.000
             MAX UN= 2.765     IEQ=    59 NODE     30 DOF   1  Y-DISPL.F
             MIN UN=-.7197E-09 IEQ=    35 NODE     18 DOF   1  Y-DISPL.F
             NO. OF CONTACT CONSTRAINT VIOLATIONS     0


 ITER     3 RNORM = 0.000     RMNORM= 0.000
             RINORM=0.2332E+06 RIMNOR=0.1239E+07
             RENORM=0.1349     REMNOR=0.1872E-19 RATIO =0.7605E-03 TOLER =0.1000E-03  NOT CONVERGED
             RFMAX = 119.9     RMMAX = 179.4
             RTSMAL=0.1000E-02 RMSMAL=0.1000E-02
             RDT   =0.2332E+06 RDR   =0.1239E+07
             RATIOT=0.7605E-03 RATIOR= 0.000
             MAX UN=0.3310     IEQ=    85 NODE     43 DOF   1  Y-DISPL.F
             MIN UN=-.1935E-08 IEQ=    95 NODE     48 DOF   1  Y-DISPL.F
             NO. OF CONTACT CONSTRAINT VIOLATIONS     0


 ITER     4 RNORM = 0.000     RMNORM= 0.000
             RINORM=0.2332E+06 RIMNOR=0.1239E+07
             RENORM=0.3847E-04 REMNOR=0.1492E-19 RATIO =0.1284E-04 TOLER =0.1000E-03      CONVERGED !
             RFMAX = 119.9     RMMAX = 179.4
             RTSMAL=0.1000E-02 RMSMAL=0.1000E-02
             RDT   =0.2332E+06 RDR   =0.1239E+07
             RATIOT=0.1284E-04 RATIOR= 0.000
             MAX UN=0.5861E-02 IEQ=    89 NODE     45 DOF   1  Y-DISPL.F
             MIN UN=-.1131E-08 IEQ=    97 NODE     49 DOF   1  Y-DISPL.F
             NO. OF CONTACT CONSTRAINT VIOLATIONS     0
```

```
+---------------------------------------------------------------------------------------------------------------------+
|                   PARATIEPLUS(TM)   NLS ENGINE RELEASE  2018.0    FULL VERSION  *Build date:Nov 13, 2017*            |
|                                                                                                                     |
|                                    NewProject.BaseDesignSection_28.SISMICASTR_1243                                  |
|                                   Exe Time : 4 September 2018 18:02:11                                              |
+---------------------------------------------------------------------------------------------------------------------+
New Project
SOLUTION REACHED USING     4 ITERATIONS ON   40

P R I N T   O U T   F O R   T I M E   S T E P    4     ( AT TIME   4.000     )

PRINT OUT OF ACTIVE COMPONENTS (FIXED NODES ARE NOT PRINTED OUT)

          Y-DISPL.F        X-ROT. F
            (02)             (04)           (
    1  -5.3667510E-04   4.0514158E-04
    2  -4.5571219E-04   4.0416037E-04
    3  -3.7514089E-04   4.0122999E-04
    4  -2.9534634E-04   3.9640754E-04
    5  -2.1669640E-04   3.8980722E-04
    6  -1.3953266E-04   3.8156882E-04
    7  -6.4168922E-05   3.7182975E-04
    8   9.1081509E-06   3.6072429E-04
    9   8.0038415E-05   3.4838314E-04
   10   1.4838750E-04   3.3493334E-04
   11   2.1394607E-04   3.2049829E-04
   12   2.7652913E-04   3.0519798E-04
   13   3.3597536E-04   2.8914923E-04
   14   3.9214653E-04   2.7246605E-04
   15   4.4492693E-04   2.5526003E-04
   16   4.9422299E-04   2.3764071E-04
   17   5.3996307E-04   2.1971593E-04
   18   5.8209636E-04   2.0159265E-04
   19   6.2059396E-04   1.8337677E-04
   20   6.5544794E-04   1.6517402E-04
   21   6.8667135E-04   1.4709033E-04
   22   7.1429893E-04   1.2923189E-04
   23   7.3838629E-04   1.1170615E-04
   24   7.5901082E-04   9.4621832E-05
   25   7.7627182E-04   7.8089403E-05
   26   7.9029088E-04   6.2221469E-05
   27   8.0121120E-04   4.7116314E-05
   28   8.0919380E-04   3.2857882E-05
   29   8.1441661E-04   1.9533237E-05
   30   8.1707534E-04   7.2322597E-06
   31   8.1738167E-04  -3.9864287E-06
   32   8.1555297E-04  -1.4122213E-05
   33   8.1180301E-04  -2.3204676E-05
   34   8.0633882E-04  -3.1271304E-05
   35   7.9935930E-04  -3.8365679E-05
   36   7.9105413E-04  -4.4536338E-05
   37   7.8160288E-04  -4.9836032E-05
   38   7.7117406E-04  -5.4321307E-05
   39   7.5992467E-04  -5.8051930E-05
   40   7.4799941E-04  -6.1090678E-05
   41   7.3553016E-04  -6.3503048E-05
   42   7.2263542E-04  -6.5357041E-05
   43   7.0941988E-04  -6.6722982E-05
   44   6.9597393E-04  -6.7673376E-05
   45   6.8237333E-04  -6.8282784E-05
   46   6.6867851E-04  -6.8627790E-05
   47   6.5493470E-04  -6.8785413E-05
   48   6.4117178E-04  -6.8831525E-05
   49   6.3428820E-04  -6.8833819E-05
```

```
+-------------------------------------------------------------------------------------------------------------------------------+
|                   PARATIEPLUS(TM)   NLS ENGINE RELEASE  2018.0    FULL VERSION  *Build date:Nov 13, 2017*                    |
|                                                                                                                               |
|                                    NewProject.BaseDesignSection_28.SISMICASTR_1243                                            |
|                                   Exe Time : 4 September 2018 18:02:11                                                        |
+-------------------------------------------------------------------------------------------------------------------------------+
New Project


S T R E S S   R E S U L T S   F O R   G R O U P   N O.   1

0_L                                                          :
ELEMENT TYPE    5 NO.OF ELEMENTS. IN THIS GROUP   49
C U R R E N T   T I M E   I S      4.0000

 HARDENING 2D SOIL ELEMENT

 ****** TOTAL STRESS FORMULATION *****

  EL *   FORCE     DISPL-Y  VERTICAL-P  HORIZON.-P     MAX-V-P     MAX-H-P           STATE   STIFFNESS Z-LEVEL      PORE
E FACTOR    UFACTOR       Peq           Su_a         Su_p     LAYER
 ------------------------------------------------------------------------------------------------------------------------------
-------------------------------------------------------------------------------------------
   1 D  3.8762E-03  5.3668E-04  5.5437E-02  3.8762E-02  5.5437E-02   1.866          UL-RL  1.3127E+04   0.000       0.000
1.000       1.000      3.8762E-02   0.000       0.000     DI1_164_167_L_0
   2 D   1.636      4.5571E-04   3.300       8.181       3.300       18.31          UL-RL  1.3127E+04 -0.2000       0.000
1.000       1.000       8.181       0.000       0.000     DI1_164_167_L_0
   3 D   5.399      3.7514E-04   6.706       27.00       6.706       37.21          UL-RL  1.3127E+04 -0.4000       0.000
1.000       1.000       27.00       0.000       0.000     DI1_164_167_L_0
   4 D   8.672      2.9535E-04   10.32       43.36       10.32       53.65          UL-RL  1.3127E+04 -0.6000       0.000
1.000       1.000       43.36       0.000       0.000     DI1_164_167_L_0
   5 D   8.555      2.1670E-04   14.08       42.78       14.08       53.15          UL-RL  1.3127E+04 -0.8000       0.000
1.000       1.000       42.78       0.000       0.000     DI1_164_167_L_0
   6 D   8.378      1.3953E-04   17.91       41.89       17.91       52.34          UL-RL  1.3127E+04  -1.000       0.000
1.000       1.000       41.89       0.000       0.000     DI1_164_167_L_0
   7 D   8.167      6.4169E-05   21.73       40.83       21.73       51.36          UL-RL  1.3127E+04  -1.200       0.000
1.000       1.000       40.83       0.000       0.000     DI1_164_167_L_0
   8 D   7.940     -9.1082E-06   25.78       39.70       25.78       50.31          UL-RL  1.3127E+04  -1.400       0.000
1.000       1.000       39.70       0.000       0.000     DI1_164_167_L_0
   9 D   7.713     -8.0038E-05   30.11       38.57       30.11       49.25          UL-RL  1.3127E+04  -1.600       0.000
1.000       1.000       38.57       0.000       0.000     DI1_164_167_L_0
  10 D   7.494     -1.4839E-04   34.05       37.47       34.05       48.23          UL-RL  1.3127E+04  -1.800       0.000
1.000       1.000       37.47       0.000       0.000     DI1_164_167_L_0
  11 D   7.290     -2.1395E-04   38.05       36.45       38.05       47.28          UL-RL  1.3127E+04  -2.000       0.000
1.000       1.000       36.45       0.000       0.000     DI1_164_167_L_0
  12 D   7.106     -2.7653E-04   41.94       35.53       41.94       46.42          UL-RL  1.3127E+04  -2.200       0.000
1.000       1.000       35.53       0.000       0.000     DI1_164_167_L_0
  13 D   6.944     -3.3598E-04   45.58       34.72       45.58       45.67          UL-RL  1.3127E+04  -2.400       0.000
1.000       1.000       34.72       0.000       0.000     DI1_164_167_L_0
  14 D   6.806     -3.9215E-04   49.31       34.03       49.31       45.03          UL-RL  1.3127E+04  -2.600       0.000
1.000       1.000       34.03       0.000       0.000     DI1_164_167_L_0
  15 D   6.693     -4.4493E-04   52.98       33.47       52.98       44.52          UL-RL  1.3127E+04  -2.800       0.000
1.000       1.000       33.47       0.000       0.000     DI1_164_167_L_0
  16 D   6.607     -4.9422E-04   56.59       33.04       56.59       44.13          UL-RL  1.3127E+04  -3.000       0.000
1.000       1.000       33.04       0.000       0.000     DI1_164_167_L_0
  17 D   6.548     -5.3996E-04   60.06       32.74       60.06       43.86          UL-RL  1.3127E+04  -3.200       0.000
1.000       1.000       32.74       0.000       0.000     DI1_164_167_L_0
  18 D   6.516     -5.8210E-04   63.61       32.58       63.61       43.72          UL-RL  1.3127E+04  -3.400       0.000
1.000       1.000       32.58       0.000       0.000     DI1_164_167_L_0
  19 D   6.510     -6.2059E-04   67.13       32.55       67.13       43.71          UL-RL  1.3127E+04  -3.600       0.000
1.000       1.000       32.55       0.000       0.000     DI1_164_167_L_0
  20 D   6.531     -6.5545E-04   70.62       32.66       70.62       43.81          UL-RL  1.3127E+04  -3.800       0.000
1.000       1.000       32.66       0.000       0.000     DI1_164_167_L_0
  21 D   6.578     -6.8667E-04   74.01       32.89       74.01       44.04          UL-RL  1.3127E+04  -4.000       0.000
1.000       1.000       32.89       0.000       0.000     DI1_164_167_L_0
  22 D   6.650     -7.1430E-04   77.47       33.25       77.47       44.37          UL-RL  1.3127E+04  -4.200       0.000
1.000       1.000       33.25       0.000       0.000     DI1_164_167_L_0
  23 D   6.747     -7.3839E-04   80.91       33.73       80.91       44.82          UL-RL  1.3127E+04  -4.400       0.000
1.000       1.000       33.73       0.000       0.000     DI1_164_167_L_0
  24 D   6.867     -7.5901E-04   84.03       34.33       84.03       45.37          UL-RL  1.3127E+04  -4.600       0.000
1.000       1.000       34.33       0.000       0.000     DI1_164_167_L_0
```

```
  25 D   7.009     -7.7627E-04   87.01       35.05       87.01       46.02          UL-RL  1.3127E+04  -4.800       0.000
1.000       1.000       35.05       0.000       0.000     DI1_164_167_L_0
  26 D   5.093     -7.9029E-04   90.00       25.46       90.00       48.94         ACTIVE   0.000      -5.000       0.000
1.000       1.000       25.46       0.000       0.000     DI2_165_168_L_0
  27 D   5.270     -8.0121E-04   93.01       26.35       93.01       48.80         ACTIVE   0.000      -5.200       0.000
1.000       1.000       26.35       0.000       0.000     DI2_165_168_L_0
  28 D   5.448     -8.0919E-04   96.03       27.24       96.03       48.85         ACTIVE   0.000      -5.400       0.000
1.000       1.000       27.24       0.000       0.000     DI2_165_168_L_0
  29 D   5.627     -8.1442E-04   99.06       28.14       99.06       49.80         ACTIVE   0.000      -5.600       0.000
1.000       1.000       28.14       0.000       0.000     DI2_165_168_L_0
  30 D   5.807     -8.1708E-04   102.1       29.04       102.1       51.34         ACTIVE   0.000      -5.800       0.000
1.000       1.000       29.04       0.000       0.000     DI2_165_168_L_0
  31 D   5.987     -8.1738E-04   105.2       29.94       105.2       52.88         ACTIVE   0.000      -6.000       0.000
1.000       1.000       29.94       0.000       0.000     DI2_165_168_L_0
  32 D   6.168     -8.1555E-04   108.2       30.84       108.2       54.43         ACTIVE   0.000      -6.200       0.000
1.000       1.000       30.84       0.000       0.000     DI2_165_168_L_0
  33 D   6.349     -8.1180E-04   111.3       31.75       111.3       55.97         ACTIVE   0.000      -6.400       0.000
1.000       1.000       31.75       0.000       0.000     DI2_165_168_L_0
  34 D   6.531     -8.0634E-04   114.4       32.66       114.4       57.52         ACTIVE   0.000      -6.600       0.000
1.000       1.000       32.66       0.000       0.000     DI2_165_168_L_0
  35 D   6.713     -7.9936E-04   117.5       33.57       117.5       59.08         ACTIVE   0.000      -6.800       0.000
1.000       1.000       33.57       0.000       0.000     DI2_165_168_L_0
  36 D   6.896     -7.9105E-04   120.6       34.48       120.6       60.63         ACTIVE   0.000      -7.000       0.000
1.000       1.000       34.48       0.000       0.000     DI2_165_168_L_0
  37 D   7.079     -7.8160E-04   123.7       35.39       123.7       62.19         ACTIVE   0.000      -7.200       0.000
1.000       1.000       35.39       0.000       0.000     DI2_165_168_L_0
  38 D   7.262     -7.7117E-04   126.8       36.31       126.8       63.75         ACTIVE   0.000      -7.400       0.000
1.000       1.000       36.31       0.000       0.000     DI2_165_168_L_0
  39 D   7.446     -7.5992E-04   129.9       37.23       129.9       65.31         ACTIVE   0.000      -7.600       0.000
1.000       1.000       37.23       0.000       0.000     DI2_165_168_L_0
  40 D   7.630     -7.4800E-04   133.0       38.15       133.0       66.87         ACTIVE   0.000      -7.800       0.000
1.000       1.000       38.15       0.000       0.000     DI2_165_168_L_0
  41 D   7.814     -7.3553E-04   136.1       39.07       136.1       68.43         ACTIVE   0.000      -8.000       0.000
1.000       1.000       39.07       0.000       0.000     DI2_165_168_L_0
  42 D   7.998     -7.2264E-04   139.3       39.99       139.3       69.99         ACTIVE   0.000      -8.200       0.000
1.000       1.000       39.99       0.000       0.000     DI2_165_168_L_0
  43 D   8.183     -7.0942E-04   142.4       40.92       142.4       71.56         ACTIVE   0.000      -8.400       0.000
1.000       1.000       40.92       0.000       0.000     DI2_165_168_L_0
  44 D   8.368     -6.9597E-04   145.5       41.84       145.5       73.12         ACTIVE   0.000      -8.600       0.000
1.000       1.000       41.84       0.000       0.000     DI2_165_168_L_0
  45 D   8.554     -6.8237E-04   148.7       42.77       148.7       74.69         ACTIVE   0.000      -8.800       0.000
1.000       1.000       42.77       0.000       0.000     DI2_165_168_L_0
  46 D   8.916     -6.6868E-04   151.8       44.58       151.8       76.25          UL-RL  3.1640E+04  -9.000       0.000
1.000       1.000       44.58       0.000       0.000     DI2_165_168_L_0
  47 D   9.285     -6.5493E-04   154.9       46.43       154.9       77.82          UL-RL  3.1640E+04  -9.200       0.000
1.000       1.000       46.43       0.000       0.000     DI2_165_168_L_0
  48 D   7.241     -6.4117E-04   158.1       48.27       158.1       79.38          UL-RL  3.1640E+04  -9.400       0.000
1.000       1.000       48.27       0.000       0.000     DI2_165_168_L_0
  49 D   2.460     -6.3429E-04   159.7       49.20       159.7       80.16          UL-RL  3.1640E+04  -9.500       0.000
1.000       1.000       49.20       0.000       0.000     DI2_165_168_L_0
```

```
+-----------------------------------------------------------------------------------------------------------------------+
|                  PARATIEPLUS(TM)   NLS ENGINE RELEASE  2018.0    FULL VERSION  *Build date:Nov 13, 2017*              |
|                                                                                                                       |
|                                   NewProject.BaseDesignSection_28.SISMICASTR_1243                                     |
|                                  Exe Time : 4 September 2018 18:02:11                                                 |
+-----------------------------------------------------------------------------------------------------------------------+
New Project


S T R E S S   R E S U L T S   F O R   G R O U P   N O.   2

0_R                                                                :
ELEMENT TYPE    5 NO.OF ELEMENTS. IN THIS GROUP   49
C U R R E N T   T I M E   I S     4.0000

 HARDENING 2D SOIL ELEMENT

 ****** TOTAL STRESS FORMULATION *****

 EL *   FORCE     DISPL-Y  VERTICAL-P  HORIZON.-P     MAX-V-P     MAX-H-P          STATE   STIFFNESS Z-LEVEL      PORE
E FACTOR    UFACTOR       Peq          Su_a        Su_p     LAYER
 ---------------------------------------------------------------------------------------------------------------------------
-----------------------------------------------------------------------------------------------
   1     0.000         --          --          --          --          --          REMOVED     --        0.000       0.000
1.000       1.000       0.000       0.000       0.000     not available
   2     0.000         --          --          --          --          --          REMOVED     --      -0.2000       0.000
1.000       1.000       0.000       0.000       0.000     not available
   3     0.000         --          --          --          --          --          REMOVED     --      -0.4000       0.000
1.000       1.000       0.000       0.000       0.000     not available
   4     0.000         --          --          --          --          --          REMOVED     --      -0.6000       0.000
1.000       1.000       0.000       0.000       0.000     not available
   5     0.000         --          --          --          --          --          REMOVED     --      -0.8000       0.000
1.000       1.000       0.000       0.000       0.000     not available
   6     0.000         --          --          --          --          --          REMOVED     --       -1.000       0.000
1.000       1.000       0.000       0.000       0.000     not available
   7     0.000         --          --          --          --          --          REMOVED     --       -1.200       0.000
1.000       1.000       0.000       0.000       0.000     not available
   8     0.000         --          --          --          --          --          REMOVED     --       -1.400       0.000
1.000       1.000       0.000       0.000       0.000     not available
   9     0.000         --          --          --          --          --          REMOVED     --       -1.600       0.000
1.000       1.000       0.000       0.000       0.000     not available
  10     0.000         --          --          --          --          --          REMOVED     --       -1.800       0.000
1.000       1.000       0.000       0.000       0.000     not available
  11     0.000         --          --          --          --          --          REMOVED     --       -2.000       0.000
1.000       1.000       0.000       0.000       0.000     not available
  12     0.000         --          --          --          --          --          REMOVED     --       -2.200       0.000
1.000       1.000       0.000       0.000       0.000     not available
  13     0.000         --          --          --          --          --          REMOVED     --       -2.400       0.000
1.000       1.000       0.000       0.000       0.000     not available
  14     0.000         --          --          --          --          --          REMOVED     --       -2.600       0.000
1.000       1.000       0.000       0.000       0.000     not available
  15     0.000         --          --          --          --          --          REMOVED     --       -2.800       0.000
1.000       1.000       0.000       0.000       0.000     not available
  16     0.000         --          --          --          --          --          REMOVED     --       -3.000       0.000
1.000       1.000       0.000       0.000       0.000     not available
  17     0.000         --          --          --          --          --          REMOVED     --       -3.200       0.000
1.000       1.000       0.000       0.000       0.000     not available
  18     0.000         --          --          --          --          --          REMOVED     --       -3.400       0.000
1.000       1.000       0.000       0.000       0.000     not available
  19     0.000         --          --          --          --          --          REMOVED     --       -3.600       0.000
1.000       1.000       0.000       0.000       0.000     not available
  20     0.000         --          --          --          --          --          REMOVED     --       -3.800       0.000
1.000       1.000       0.000       0.000       0.000     not available
  21     0.000         --          --          --          --          --          REMOVED     --       -4.000       0.000
1.000       1.000       0.000       0.000       0.000     not available
  22     0.000         --          --          --          --          --          REMOVED     --       -4.200       0.000
1.000       1.000       0.000       0.000       0.000     not available
  23     0.000         --          --          --          --          --          REMOVED     --       -4.400       0.000
1.000       1.000       0.000       0.000       0.000     not available
  24     0.000         --          --          --          --          --          REMOVED     --       -4.600       0.000
1.000       1.000       0.000       0.000       0.000     not available
```

25	0.000	--	--	--	--	--	REMOVED	--	-4.800	0.000	
1.000	1.000	0.000	0.000	0.000	not available						
26	0.000	--	--	--	--	--	REMOVED	--	-5.000	0.000	
1.000	1.000	0.000	0.000	0.000	not available						
27	0.000	--	--	--	--	--	REMOVED	--	-5.200	0.000	
1.000	1.000	0.000	0.000	0.000	not available						
28	0.000	--	--	--	--	--	REMOVED	--	-5.400	0.000	
1.000	1.000	0.000	0.000	0.000	not available						
29	0.000	--	--	--	--	--	REMOVED	--	-5.600	0.000	
1.000	1.000	0.000	0.000	0.000	not available						
30 D	4.211	8.1708E-04	3.200	21.06	92.80	51.34	PASSIVE	0.000	-5.800	0.000	
1.000	1.000	21.06	0.000	0.000	DI2_165_168_L_0						
31 D	7.513	8.1738E-04	6.400	37.57	96.00	52.88	PASSIVE	0.000	-6.000	0.000	
1.000	1.000	37.57	0.000	0.000	DI2_165_168_L_0						
32 D	8.275	8.1555E-04	9.600	41.37	99.20	54.49	UL-RL	2.2721E+04	-6.200	0.000	
1.000	1.000	41.37	0.000	0.000	DI2_165_168_L_0						
33 D	8.869	8.1180E-04	12.80	44.34	102.4	56.19	UL-RL	2.2721E+04	-6.400	0.000	
1.000	1.000	44.34	0.000	0.000	DI2_165_168_L_0						
34 D	9.382	8.0634E-04	16.00	46.91	105.6	58.01	UL-RL	2.2721E+04	-6.600	0.000	
1.000	1.000	46.91	0.000	0.000	DI2_165_168_L_0						
35 D	9.843	7.9936E-04	19.20	49.22	108.8	59.86	UL-RL	2.2721E+04	-6.800	0.000	
1.000	1.000	49.22	0.000	0.000	DI2_165_168_L_0						
36 D	10.27	7.9105E-04	22.40	51.35	112.0	61.67	UL-RL	2.2721E+04	-7.000	0.000	
1.000	1.000	51.35	0.000	0.000	DI2_165_168_L_0						
37 D	10.67	7.8160E-04	25.60	53.33	115.2	63.46	UL-RL	2.2721E+04	-7.200	0.000	
1.000	1.000	53.33	0.000	0.000	DI2_165_168_L_0						
38 D	11.04	7.7117E-04	28.80	55.21	118.4	65.22	UL-RL	2.2721E+04	-7.400	0.000	
1.000	1.000	55.21	0.000	0.000	DI2_165_168_L_0						
39 D	11.40	7.5992E-04	32.00	57.01	121.6	66.94	UL-RL	2.2721E+04	-7.600	0.000	
1.000	1.000	57.01	0.000	0.000	DI2_165_168_L_0						
40 D	11.75	7.4800E-04	35.20	58.73	124.8	68.65	UL-RL	2.2721E+04	-7.800	0.000	
1.000	1.000	58.73	0.000	0.000	DI2_165_168_L_0						
41 D	12.08	7.3553E-04	38.40	60.39	128.0	70.33	UL-RL	2.2721E+04	-8.000	0.000	
1.000	1.000	60.39	0.000	0.000	DI2_165_168_L_0						
42 D	12.40	7.2264E-04	41.60	62.00	131.2	72.00	UL-RL	2.2721E+04	-8.200	0.000	
1.000	1.000	62.00	0.000	0.000	DI2_165_168_L_0						
43 D	12.72	7.0942E-04	44.80	63.58	134.4	73.65	UL-RL	2.2721E+04	-8.400	0.000	
1.000	1.000	63.58	0.000	0.000	DI2_165_168_L_0						
44 D	13.02	6.9597E-04	48.00	65.12	137.6	75.30	UL-RL	2.2721E+04	-8.600	0.000	
1.000	1.000	65.12	0.000	0.000	DI2_165_168_L_0						
45 D	13.33	6.8237E-04	51.20	66.64	140.8	76.94	UL-RL	2.2721E+04	-8.800	0.000	
1.000	1.000	66.64	0.000	0.000	DI2_165_168_L_0						
46 D	13.63	6.6868E-04	54.40	68.14	144.0	78.58	UL-RL	2.2721E+04	-9.000	0.000	
1.000	1.000	68.14	0.000	0.000	DI2_165_168_L_0						
47 D	13.92	6.5493E-04	57.60	69.62	147.2	80.22	UL-RL	2.2721E+04	-9.200	0.000	
1.000	1.000	69.62	0.000	0.000	DI2_165_168_L_0						
48 D	10.66	6.4117E-04	60.80	71.08	150.4	81.86	UL-RL	2.2721E+04	-9.400	0.000	
1.000	1.000	71.08	0.000	0.000	DI2_165_168_L_0						
49 D	3.591	6.3429E-04	62.40	71.81	152.0	82.68	UL-RL	2.2721E+04	-9.500	0.000	
1.000	1.000	71.81	0.000	0.000	DI2_165_168_L_0						

```
+-------------------------------------------------------------------------------------------------------------------------+
|                   PARATIEPLUS(TM)   NLS ENGINE RELEASE  2018.0    FULL VERSION  *Build date:Nov 13, 2017*              |
|                                                                                                                         |
|                                    NewProject.BaseDesignSection_28.SISMICASTR_1243                                      |
|                                   Exe Time : 4 September 2018 18:02:11                                                  |
+-------------------------------------------------------------------------------------------------------------------------+
New Project


S T R E S S   R E S U L T S   F O R   G R O U P   N O.   3

WallElement_33                                                :
ELEMENT TYPE    2 NO.OF ELEMENTS. IN THIS GROUP   48
C U R R E N T   T I M E   I S     4.0000

 WALL2D ELEMENT

   EL      TA          TB          MA          MB
-------------------------------------------------------
    1 -120.91      120.91     1.10814E-11 -24.182
    2 -119.28      119.28      24.182     -48.038
    3 -113.88      113.88      48.038     -70.813
    4 -105.20      105.20      70.813     -91.854
    5 -96.650      96.650      91.854     -111.18
    6 -88.271      88.271      111.18     -128.84
    7 -80.105      80.105      128.84     -144.86
    8 -72.164      72.164      144.86     -159.29
    9 -64.451      64.451      159.29     -172.18
   10 -56.957      56.957      172.18     -183.57
   11 -49.667      49.667      183.57     -193.51
   12 -42.561      42.561      193.51     -202.02
   13 -35.617      35.617      202.02     -209.14
   14 -28.811      28.811      209.14     -214.90
   15 -22.118      22.118      214.90     -219.33
   16 -15.511      15.511      219.33     -222.43
   17 -8.9625      8.9625      222.43     -224.22
   18 -2.4465      2.4465      224.22     -224.71
   19  4.0640     -4.0640      224.71     -223.90
   20  10.595     -10.595      223.90     -221.78
   21  17.174     -17.174      221.78     -218.35
   22  23.824     -23.824      218.35     -213.58
   23  30.570     -30.570      213.58     -207.47
   24  37.437     -37.437      207.47     -199.98
   25  44.446     -44.446      199.98     -191.09
   26  49.539     -49.539      191.09     -181.18
   27  54.809     -54.809      181.18     -170.22
   28  60.258     -60.258      170.22     -158.17
   29  65.885     -65.885      158.17     -144.99
   30  67.481     -67.481      144.99     -131.50
   31  65.955     -65.955      131.50     -118.30
   32  63.849     -63.849      118.30     -105.54
   33  61.329     -61.329      105.54     -93.269
   34  58.478     -58.478      93.269     -81.574
   35  55.348     -55.348      81.574     -70.504
   36  51.975     -51.975      70.504     -60.109
   37  48.387     -48.387      60.109     -50.432
   38  44.606     -44.606      50.432     -41.510
   39  40.651     -40.651      41.510     -33.380
   40  36.535     -36.535      33.380     -26.073
   41  32.272     -32.272      26.073     -19.619
   42  27.869     -27.869      19.619     -14.045
   43  23.337     -23.337      14.045     -9.3777
   44  18.681     -18.681      9.3777     -5.6415
   45  13.901     -13.901      5.6415     -2.8613
   46  9.1896     -9.1896      2.8613     -1.0234
   47  4.5516     -4.5516      1.0234    -0.11306
   48  1.1305     -1.1305     0.11306    -5.75300E-11
```

```
+-------------------------------------------------------------------------------------------------------------------------------+
|                   PARATIEPLUS(TM)   NLS ENGINE RELEASE  2018.0    FULL VERSION  *Build date:Nov 13, 2017*                    |
|                                                                                                                               |
|                                    NewProject.BaseDesignSection_28.SISMICASTR_1243                                            |
|                                   Exe Time : 4 September 2018 18:02:11                                                        |
+-------------------------------------------------------------------------------------------------------------------------------+
New Project


S T R E S S    R E S U L T S    F O R    G R O U P    N O.    4

Tieback_175                                                  :
ELEMENT TYPE    6 NO.OF ELEMENTS. IN THIS GROUP    1
C U R R E N T    T I M E    I S      4.0000

 POST-TENSION 2D-BOUNDARY ELEMENT

         EL    FORCE          d0          EDISPL     pl. eps          K     -ve limit   +ve limit
-------------------------------------------------------------------------------------------------------
 ANCHOR    1   139.62     -1.22376E-03 -5.61012E-04   0.0000       1689.0       0.0000       0.0000     ELASTIC  ORIGINAL
YOUNG MODULUS

 ITER     0 RNORM = 0.000     RMNORM= 0.000
             RINORM=0.3221E+06 RIMNOR=0.2029E+07
             RENORM= 14.64     REMNOR=0.1492E-19 RATIO =0.6742E-02 TOLER =0.1000E-03  NOT CONVERGED
             RFMAX = 120.9     RMMAX = 224.7
             RTSMAL=0.1000E-02 RMSMAL=0.1000E-02
             RDT   =0.3221E+06 RDR   =0.2029E+07
             RATIOT=0.6742E-02 RATIOR= 0.000
             MAX UN=0.2030E-02 IEQ=     1 NODE      1 DOF   1  Y-DISPL.F
             MIN UN=-1.501     IEQ=    59 NODE     30 DOF   1  Y-DISPL.F
             NO. OF CONTACT CONSTRAINT VIOLATIONS     0


 ITER     2 RNORM = 0.000     RMNORM= 0.000
             RINORM=0.3221E+06 RIMNOR=0.2029E+07
             RENORM=0.1635E-02 REMNOR=0.5030E-19 RATIO =0.7126E-04 TOLER =0.1000E-03      CONVERGED !
             RFMAX = 120.9     RMMAX = 224.7
             RTSMAL=0.1000E-02 RMSMAL=0.1000E-02
             RDT   =0.3221E+06 RDR   =0.2029E+07
             RATIOT=0.7126E-04 RATIOR= 0.000
             MAX UN=0.8602E-02 IEQ=     1 NODE      1 DOF   1  Y-DISPL.F
             MIN UN=-.3951E-01 IEQ=    53 NODE     27 DOF   1  Y-DISPL.F
             NO. OF CONTACT CONSTRAINT VIOLATIONS     0
```

```
+-------------------------------------------------------------------------------------------------------------------------+
|                   PARATIEPLUS(TM)   NLS ENGINE RELEASE  2018.0    FULL VERSION  *Build date:Nov 13, 2017*              |
|                                                                                                                         |
|                                    NewProject.BaseDesignSection_28.SISMICASTR_1243                                      |
|                                   Exe Time : 4 September 2018 18:02:11                                                  |
+-------------------------------------------------------------------------------------------------------------------------+
New Project
SOLUTION REACHED USING     2 ITERATIONS ON   40

P R I N T   O U T   F O R   T I M E   S T E P    5     ( AT TIME   5.000     )

PRINT OUT OF ACTIVE COMPONENTS (FIXED NODES ARE NOT PRINTED OUT)

          Y-DISPL.F        X-ROT. F
            (02)             (04)           (
    1  -5.2857564E-04   3.9396425E-04
    2  -4.4984822E-04   3.9298288E-04
    3  -3.7151246E-04   3.9005191E-04
    4  -2.9395363E-04   3.8522825E-04
    5  -2.1753974E-04   3.7862597E-04
    6  -1.4261250E-04   3.7038486E-04
    7  -6.9485886E-05   3.6064241E-04
    8   1.5533390E-06   3.4953308E-04
    9   7.0244955E-05   3.3718785E-04
   10   1.3635458E-04   3.2373412E-04
   11   1.9967296E-04   3.0929577E-04
   12   2.6001528E-04   2.9399333E-04
   13   3.1722052E-04   2.7794428E-04
   14   3.7115087E-04   2.6126340E-04
   15   4.2169125E-04   2.4406310E-04
   16   4.6874885E-04   2.2645389E-04
   17   5.1225302E-04   2.0854463E-04
   18   5.5215413E-04   1.9044341E-04
   19   5.8842473E-04   1.7225737E-04
   20   6.2105856E-04   1.5409357E-04
   21   6.5007065E-04   1.3605933E-04
   22   6.7549796E-04   1.1826238E-04
   23   6.9739869E-04   1.0081176E-04
   24   7.1585312E-04   8.3817904E-05
   25   7.3096379E-04   6.7393063E-05
   26   7.4285591E-04   5.1651731E-05
   27   7.5167678E-04   3.6695592E-05
   28   7.5759240E-04   2.2613892E-05
   29   7.6078666E-04   9.4969993E-06
   30   7.6146140E-04  -2.5667483E-06
   31   7.5983345E-04  -1.3528220E-05
   32   7.5612281E-04  -2.3399528E-05
   33   7.5054375E-04  -3.2219343E-05
   34   7.4330222E-04  -4.0031950E-05
   35   7.3459487E-04  -4.6886054E-05
   36   7.2460821E-04  -5.2834004E-05
   37   7.1351804E-04  -5.7931287E-05
   38   7.0148857E-04  -6.2236266E-05
   39   6.8867230E-04  -6.5809727E-05
   40   6.7520924E-04  -6.8714758E-05
   41   6.6122661E-04  -7.1016525E-05
   42   6.4683838E-04  -7.2782113E-05
   43   6.3214492E-04  -7.4080391E-05
   44   6.1723267E-04  -7.4981903E-05
   45   6.0217388E-04  -7.5558776E-05
   46   5.8702597E-04  -7.5884659E-05
   47   5.7183184E-04  -7.6033210E-05
   48   5.5661970E-04  -7.6076577E-05
   49   5.4901159E-04  -7.6078730E-05
```

```
+-------------------------------------------------------------------------------------------------------------------------------+
|                   PARATIEPLUS(TM)   NLS ENGINE RELEASE  2018.0    FULL VERSION  *Build date:Nov 13, 2017*                    |
|                                                                                                                               |
|                                    NewProject.BaseDesignSection_28.SISMICASTR_1243                                            |
|                                   Exe Time : 4 September 2018 18:02:11                                                        |
+-------------------------------------------------------------------------------------------------------------------------------+
New Project


S T R E S S   R E S U L T S   F O R   G R O U P   N O.   1

0_L                                                              :
ELEMENT TYPE    5 NO.OF ELEMENTS. IN THIS GROUP   49
C U R R E N T   T I M E   I S      5.0000

 HARDENING 2D SOIL ELEMENT

 ****** TOTAL STRESS FORMULATION *****

  EL *   FORCE     DISPL-Y  VERTICAL-P  HORIZON.-P     MAX-V-P     MAX-H-P           STATE   STIFFNESS Z-LEVEL      PORE
E FACTOR    UFACTOR       Peq           Su_a         Su_p     LAYER
 ------------------------------------------------------------------------------------------------------------------------------
-------------------------------------------------------------------------------------------
   1 D  1.8460E-03  5.2858E-04  5.5437E-02  1.8460E-02  5.5437E-02   1.866          ACTIVE   0.000       0.000       0.000
1.000       1.000      1.8460E-02   0.000       0.000     DI1_164_167_L_0
   2 D   1.621      4.4985E-04   3.300       8.104       3.300       18.31          UL-RL  1.3127E+04 -0.2000       0.000
1.000       1.000       8.104       0.000       0.000     DI1_164_167_L_0
   3 D   5.390      3.7151E-04   6.706       26.95       6.706       37.21          UL-RL  1.3127E+04 -0.4000       0.000
1.000       1.000       26.95       0.000       0.000     DI1_164_167_L_0
   4 D   8.668      2.9395E-04   10.32       43.34       10.32       53.65          UL-RL  1.3127E+04 -0.6000       0.000
1.000       1.000       43.34       0.000       0.000     DI1_164_167_L_0
   5 D   8.557      2.1754E-04   14.08       42.79       14.08       53.15          UL-RL  1.3127E+04 -0.8000       0.000
1.000       1.000       42.79       0.000       0.000     DI1_164_167_L_0
   6 D   8.386      1.4261E-04   17.91       41.93       17.91       52.34          UL-RL  1.3127E+04  -1.000       0.000
1.000       1.000       41.93       0.000       0.000     DI1_164_167_L_0
   7 D   8.181      6.9486E-05   21.73       40.90       21.73       51.36          UL-RL  1.3127E+04  -1.200       0.000
1.000       1.000       40.90       0.000       0.000     DI1_164_167_L_0
   8 D   7.960     -1.5533E-06   25.78       39.80       25.78       50.31          UL-RL  1.3127E+04  -1.400       0.000
1.000       1.000       39.80       0.000       0.000     DI1_164_167_L_0
   9 D   7.739     -7.0245E-05   30.11       38.69       30.11       49.25          UL-RL  1.3127E+04  -1.600       0.000
1.000       1.000       38.69       0.000       0.000     DI1_164_167_L_0
  10 D   7.526     -1.3635E-04   34.05       37.63       34.05       48.23          UL-RL  1.3127E+04  -1.800       0.000
1.000       1.000       37.63       0.000       0.000     DI1_164_167_L_0
  11 D   7.328     -1.9967E-04   38.05       36.64       38.05       47.28          UL-RL  1.3127E+04  -2.000       0.000
1.000       1.000       36.64       0.000       0.000     DI1_164_167_L_0
  12 D   7.149     -2.6002E-04   41.94       35.75       41.94       46.42          UL-RL  1.3127E+04  -2.200       0.000
1.000       1.000       35.75       0.000       0.000     DI1_164_167_L_0
  13 D   6.993     -3.1722E-04   45.58       34.96       45.58       45.67          UL-RL  1.3127E+04  -2.400       0.000
1.000       1.000       34.96       0.000       0.000     DI1_164_167_L_0
  14 D   6.861     -3.7115E-04   49.31       34.30       49.31       45.03          UL-RL  1.3127E+04  -2.600       0.000
1.000       1.000       34.30       0.000       0.000     DI1_164_167_L_0
  15 D   6.754     -4.2169E-04   52.98       33.77       52.98       44.52          UL-RL  1.3127E+04  -2.800       0.000
1.000       1.000       33.77       0.000       0.000     DI1_164_167_L_0
  16 D   6.674     -4.6875E-04   56.59       33.37       56.59       44.13          UL-RL  1.3127E+04  -3.000       0.000
1.000       1.000       33.37       0.000       0.000     DI1_164_167_L_0
  17 D   6.621     -5.1225E-04   60.06       33.10       60.06       43.86          UL-RL  1.3127E+04  -3.200       0.000
1.000       1.000       33.10       0.000       0.000     DI1_164_167_L_0
  18 D   6.595     -5.5215E-04   63.61       32.97       63.61       43.72          UL-RL  1.3127E+04  -3.400       0.000
1.000       1.000       32.97       0.000       0.000     DI1_164_167_L_0
  19 D   6.595     -5.8842E-04   67.13       32.97       67.13       43.71          UL-RL  1.3127E+04  -3.600       0.000
1.000       1.000       32.97       0.000       0.000     DI1_164_167_L_0
  20 D   6.622     -6.2106E-04   70.62       33.11       70.62       43.81          UL-RL  1.3127E+04  -3.800       0.000
1.000       1.000       33.11       0.000       0.000     DI1_164_167_L_0
  21 D   6.674     -6.5007E-04   74.01       33.37       74.01       44.04          UL-RL  1.3127E+04  -4.000       0.000
1.000       1.000       33.37       0.000       0.000     DI1_164_167_L_0
  22 D   6.752     -6.7550E-04   77.47       33.76       77.47       44.37          UL-RL  1.3127E+04  -4.200       0.000
1.000       1.000       33.76       0.000       0.000     DI1_164_167_L_0
  23 D   6.854     -6.9740E-04   80.91       34.27       80.91       44.82          UL-RL  1.3127E+04  -4.400       0.000
1.000       1.000       34.27       0.000       0.000     DI1_164_167_L_0
  24 D   6.980     -7.1585E-04   84.03       34.90       84.03       45.37          UL-RL  1.3127E+04  -4.600       0.000
1.000       1.000       34.90       0.000       0.000     DI1_164_167_L_0
```

```
  25 D   7.128     -7.3096E-04   87.01       35.64       87.01       46.02          UL-RL  1.3127E+04  -4.800       0.000
1.000       1.000       35.64       0.000       0.000     DI1_164_167_L_0
  26 D   5.393     -7.4286E-04   90.00       26.96       90.00       48.94          UL-RL  3.1640E+04  -5.000       0.000
1.000       1.000       26.96       0.000       0.000     DI2_165_168_L_0
  27 D   5.584     -7.5168E-04   93.01       27.92       93.01       48.80          UL-RL  3.1640E+04  -5.200       0.000
1.000       1.000       27.92       0.000       0.000     DI2_165_168_L_0
  28 D   5.775     -7.5759E-04   96.03       28.88       96.03       48.85          UL-RL  3.1640E+04  -5.400       0.000
1.000       1.000       28.88       0.000       0.000     DI2_165_168_L_0
  29 D   5.967     -7.6079E-04   99.06       29.83       99.06       49.80          UL-RL  3.1640E+04  -5.600       0.000
1.000       1.000       29.83       0.000       0.000     DI2_165_168_L_0
  30 D   6.159     -7.6146E-04   102.1       30.79       102.1       51.34          UL-RL  3.1640E+04  -5.800       0.000
1.000       1.000       30.79       0.000       0.000     DI2_165_168_L_0
  31 D   6.351     -7.5983E-04   105.2       31.76       105.2       52.88          UL-RL  3.1640E+04  -6.000       0.000
1.000       1.000       31.76       0.000       0.000     DI2_165_168_L_0
  32 D   6.544     -7.5612E-04   108.2       32.72       108.2       54.43          UL-RL  3.1640E+04  -6.200       0.000
1.000       1.000       32.72       0.000       0.000     DI2_165_168_L_0
  33 D   6.737     -7.5054E-04   111.3       33.68       111.3       55.97          UL-RL  3.1640E+04  -6.400       0.000
1.000       1.000       33.68       0.000       0.000     DI2_165_168_L_0
  34 D   6.930     -7.4330E-04   114.4       34.65       114.4       57.52          UL-RL  3.1640E+04  -6.600       0.000
1.000       1.000       34.65       0.000       0.000     DI2_165_168_L_0
  35 D   7.123     -7.3459E-04   117.5       35.62       117.5       59.08          UL-RL  3.1640E+04  -6.800       0.000
1.000       1.000       35.62       0.000       0.000     DI2_165_168_L_0
  36 D   7.316     -7.2461E-04   120.6       36.58       120.6       60.63          UL-RL  3.1640E+04  -7.000       0.000
1.000       1.000       36.58       0.000       0.000     DI2_165_168_L_0
  37 D   7.510     -7.1352E-04   123.7       37.55       123.7       62.19          UL-RL  3.1640E+04  -7.200       0.000
1.000       1.000       37.55       0.000       0.000     DI2_165_168_L_0
  38 D   7.703     -7.0149E-04   126.8       38.52       126.8       63.75          UL-RL  3.1640E+04  -7.400       0.000
1.000       1.000       38.52       0.000       0.000     DI2_165_168_L_0
  39 D   7.897     -6.8867E-04   129.9       39.48       129.9       65.31          UL-RL  3.1640E+04  -7.600       0.000
1.000       1.000       39.48       0.000       0.000     DI2_165_168_L_0
  40 D   8.090     -6.7521E-04   133.0       40.45       133.0       66.87          UL-RL  3.1640E+04  -7.800       0.000
1.000       1.000       40.45       0.000       0.000     DI2_165_168_L_0
  41 D   8.284     -6.6123E-04   136.1       41.42       136.1       68.43          UL-RL  3.1640E+04  -8.000       0.000
1.000       1.000       41.42       0.000       0.000     DI2_165_168_L_0
  42 D   8.478     -6.4684E-04   139.3       42.39       139.3       69.99          UL-RL  3.1640E+04  -8.200       0.000
1.000       1.000       42.39       0.000       0.000     DI2_165_168_L_0
  43 D   8.672     -6.3214E-04   142.4       43.36       142.4       71.56          UL-RL  3.1640E+04  -8.400       0.000
1.000       1.000       43.36       0.000       0.000     DI2_165_168_L_0
  44 D   8.867     -6.1723E-04   145.5       44.33       145.5       73.12          UL-RL  3.1640E+04  -8.600       0.000
1.000       1.000       44.33       0.000       0.000     DI2_165_168_L_0
  45 D   9.061     -6.0217E-04   148.7       45.31       148.7       74.69          UL-RL  3.1640E+04  -8.800       0.000
1.000       1.000       45.31       0.000       0.000     DI2_165_168_L_0
  46 D   9.432     -5.8703E-04   151.8       47.16       151.8       76.25          UL-RL  3.1640E+04  -9.000       0.000
1.000       1.000       47.16       0.000       0.000     DI2_165_168_L_0
  47 D   9.811     -5.7183E-04   154.9       49.05       154.9       77.82          UL-RL  3.1640E+04  -9.200       0.000
1.000       1.000       49.05       0.000       0.000     DI2_165_168_L_0
  48 D   7.642     -5.5662E-04   158.1       50.95       158.1       79.38          UL-RL  3.1640E+04  -9.400       0.000
1.000       1.000       50.95       0.000       0.000     DI2_165_168_L_0
  49 D   2.595     -5.4901E-04   159.7       51.90       159.7       80.16          UL-RL  3.1640E+04  -9.500       0.000
1.000       1.000       51.90       0.000       0.000     DI2_165_168_L_0
```

```
+-----------------------------------------------------------------------------------------------------------------------+
|                  PARATIEPLUS(TM)   NLS ENGINE RELEASE  2018.0    FULL VERSION  *Build date:Nov 13, 2017*              |
|                                                                                                                       |
|                                   NewProject.BaseDesignSection_28.SISMICASTR_1243                                     |
|                                  Exe Time : 4 September 2018 18:02:11                                                 |
+-----------------------------------------------------------------------------------------------------------------------+
New Project


S T R E S S   R E S U L T S   F O R   G R O U P   N O.   2

0_R                                                                  :
ELEMENT TYPE    5 NO.OF ELEMENTS. IN THIS GROUP   49
C U R R E N T   T I M E   I S     5.0000

 HARDENING 2D SOIL ELEMENT

 ****** TOTAL STRESS FORMULATION *****

 EL *   FORCE     DISPL-Y  VERTICAL-P  HORIZON.-P     MAX-V-P     MAX-H-P          STATE   STIFFNESS Z-LEVEL      PORE
E FACTOR    UFACTOR       Peq          Su_a        Su_p     LAYER
 ---------------------------------------------------------------------------------------------------------------------------
-----------------------------------------------------------------------------------------------
   1     0.000         --          --          --          --          --          REMOVED     --        0.000       0.000
1.000       1.000       0.000       0.000       0.000     not available
   2     0.000         --          --          --          --          --          REMOVED     --      -0.2000       0.000
1.000       1.000       0.000       0.000       0.000     not available
   3     0.000         --          --          --          --          --          REMOVED     --      -0.4000       0.000
1.000       1.000       0.000       0.000       0.000     not available
   4     0.000         --          --          --          --          --          REMOVED     --      -0.6000       0.000
1.000       1.000       0.000       0.000       0.000     not available
   5     0.000         --          --          --          --          --          REMOVED     --      -0.8000       0.000
1.000       1.000       0.000       0.000       0.000     not available
   6     0.000         --          --          --          --          --          REMOVED     --       -1.000       0.000
1.000       1.000       0.000       0.000       0.000     not available
   7     0.000         --          --          --          --          --          REMOVED     --       -1.200       0.000
1.000       1.000       0.000       0.000       0.000     not available
   8     0.000         --          --          --          --          --          REMOVED     --       -1.400       0.000
1.000       1.000       0.000       0.000       0.000     not available
   9     0.000         --          --          --          --          --          REMOVED     --       -1.600       0.000
1.000       1.000       0.000       0.000       0.000     not available
  10     0.000         --          --          --          --          --          REMOVED     --       -1.800       0.000
1.000       1.000       0.000       0.000       0.000     not available
  11     0.000         --          --          --          --          --          REMOVED     --       -2.000       0.000
1.000       1.000       0.000       0.000       0.000     not available
  12     0.000         --          --          --          --          --          REMOVED     --       -2.200       0.000
1.000       1.000       0.000       0.000       0.000     not available
  13     0.000         --          --          --          --          --          REMOVED     --       -2.400       0.000
1.000       1.000       0.000       0.000       0.000     not available
  14     0.000         --          --          --          --          --          REMOVED     --       -2.600       0.000
1.000       1.000       0.000       0.000       0.000     not available
  15     0.000         --          --          --          --          --          REMOVED     --       -2.800       0.000
1.000       1.000       0.000       0.000       0.000     not available
  16     0.000         --          --          --          --          --          REMOVED     --       -3.000       0.000
1.000       1.000       0.000       0.000       0.000     not available
  17     0.000         --          --          --          --          --          REMOVED     --       -3.200       0.000
1.000       1.000       0.000       0.000       0.000     not available
  18     0.000         --          --          --          --          --          REMOVED     --       -3.400       0.000
1.000       1.000       0.000       0.000       0.000     not available
  19     0.000         --          --          --          --          --          REMOVED     --       -3.600       0.000
1.000       1.000       0.000       0.000       0.000     not available
  20     0.000         --          --          --          --          --          REMOVED     --       -3.800       0.000
1.000       1.000       0.000       0.000       0.000     not available
  21     0.000         --          --          --          --          --          REMOVED     --       -4.000       0.000
1.000       1.000       0.000       0.000       0.000     not available
  22     0.000         --          --          --          --          --          REMOVED     --       -4.200       0.000
1.000       1.000       0.000       0.000       0.000     not available
  23     0.000         --          --          --          --          --          REMOVED     --       -4.400       0.000
1.000       1.000       0.000       0.000       0.000     not available
  24     0.000         --          --          --          --          --          REMOVED     --       -4.600       0.000
1.000       1.000       0.000       0.000       0.000     not available
```

25	0.000	--	--	--	--	--	REMOVED	--	-4.800	0.000		
1.000	1.000	0.000	0.000	0.000	not available							
26	0.000	--	--	--	--	--	REMOVED	--	-5.000	0.000		
1.000	1.000	0.000	0.000	0.000	not available							
27 D	0.000	7.5168E-04	1.600	0.000	1.600	0.8000	ACTIVE	0.000	-5.200	0.000		
1.000	1.000	0.000	0.000	0.000	DI2_165_168_L_0							
28 D	0.2722	7.5759E-04	4.800	1.361	4.800	2.400	UL-RL	2.0139E+04	-5.400	0.000		
1.000	1.000	1.361	0.000	0.000	DI2_165_168_L_0							
29 D	0.5840	7.6079E-04	8.000	2.920	8.000	4.000	UL-RL	2.0139E+04	-5.600	0.000		
1.000	1.000	2.920	0.000	0.000	DI2_165_168_L_0							
30 D	5.488	7.6146E-04	11.20	27.44	92.80	51.34	UL-RL	2.0139E+04	-5.800	0.000		
1.000	1.000	27.44	0.000	0.000	DI2_165_168_L_0							
31 D	8.521	7.5983E-04	14.40	42.60	96.00	52.88	UL-RL	2.0139E+04	-6.000	0.000		
1.000	1.000	42.60	0.000	0.000	DI2_165_168_L_0							
32 D	9.128	7.5612E-04	17.60	45.64	99.20	54.49	UL-RL	2.0139E+04	-6.200	0.000		
1.000	1.000	45.64	0.000	0.000	DI2_165_168_L_0							
33 D	9.617	7.5054E-04	20.80	48.08	102.4	56.19	UL-RL	2.0139E+04	-6.400	0.000		
1.000	1.000	48.08	0.000	0.000	DI2_165_168_L_0							
34 D	10.05	7.4330E-04	24.00	50.26	105.6	58.01	UL-RL	2.0139E+04	-6.600	0.000		
1.000	1.000	50.26	0.000	0.000	DI2_165_168_L_0							
35 D	10.45	7.3459E-04	27.20	52.26	108.8	59.86	UL-RL	2.0139E+04	-6.800	0.000		
1.000	1.000	52.26	0.000	0.000	DI2_165_168_L_0							
36 D	10.83	7.2461E-04	30.40	54.14	112.0	61.67	UL-RL	2.0139E+04	-7.000	0.000		
1.000	1.000	54.14	0.000	0.000	DI2_165_168_L_0							
37 D	11.18	7.1352E-04	33.60	55.92	115.2	63.46	UL-RL	2.0139E+04	-7.200	0.000		
1.000	1.000	55.92	0.000	0.000	DI2_165_168_L_0							
38 D	11.52	7.0149E-04	36.80	57.62	118.4	65.22	UL-RL	2.0139E+04	-7.400	0.000		
1.000	1.000	57.62	0.000	0.000	DI2_165_168_L_0							
39 D	11.85	6.8867E-04	40.00	59.25	121.6	66.94	UL-RL	2.0139E+04	-7.600	0.000		
1.000	1.000	59.25	0.000	0.000	DI2_165_168_L_0							
40 D	12.17	6.7521E-04	43.20	60.83	124.8	68.65	UL-RL	2.0139E+04	-7.800	0.000		
1.000	1.000	60.83	0.000	0.000	DI2_165_168_L_0							
41 D	12.47	6.6123E-04	46.40	62.37	128.0	70.33	UL-RL	2.0139E+04	-8.000	0.000		
1.000	1.000	62.37	0.000	0.000	DI2_165_168_L_0							
42 D	12.77	6.4684E-04	49.60	63.87	131.2	72.00	UL-RL	2.0139E+04	-8.200	0.000		
1.000	1.000	63.87	0.000	0.000	DI2_165_168_L_0							
43 D	13.07	6.3214E-04	52.80	65.34	134.4	73.65	UL-RL	2.0139E+04	-8.400	0.000		
1.000	1.000	65.34	0.000	0.000	DI2_165_168_L_0							
44 D	13.36	6.1723E-04	56.00	66.79	137.6	75.30	UL-RL	2.0139E+04	-8.600	0.000		
1.000	1.000	66.79	0.000	0.000	DI2_165_168_L_0							
45 D	13.64	6.0217E-04	59.20	68.22	140.8	76.94	UL-RL	2.0139E+04	-8.800	0.000		
1.000	1.000	68.22	0.000	0.000	DI2_165_168_L_0							
46 D	13.93	5.8703E-04	62.40	69.63	144.0	78.58	UL-RL	2.0139E+04	-9.000	0.000		
1.000	1.000	69.63	0.000	0.000	DI2_165_168_L_0							
47 D	14.21	5.7183E-04	65.60	71.04	147.2	80.22	UL-RL	2.0139E+04	-9.200	0.000		
1.000	1.000	71.04	0.000	0.000	DI2_165_168_L_0							
48 D	10.86	5.5662E-04	68.80	72.43	150.4	81.86	UL-RL	2.0139E+04	-9.400	0.000		
1.000	1.000	72.43	0.000	0.000	DI2_165_168_L_0							
49 D	3.656	5.4901E-04	70.40	73.12	152.0	82.68	UL-RL	2.0139E+04	-9.500	0.000		
1.000	1.000	73.12	0.000	0.000	DI2_165_168_L_0							

```
+-----------------------------------------------------------------------------------------------------------------------+
|                  PARATIEPLUS(TM)   NLS ENGINE RELEASE  2018.0    FULL VERSION  *Build date:Nov 13, 2017*              |
|                                                                                                                       |
|                                   NewProject.BaseDesignSection_28.SISMICASTR_1243                                     |
|                                  Exe Time : 4 September 2018 18:02:11                                                 |
+-----------------------------------------------------------------------------------------------------------------------+
New Project


S T R E S S   R E S U L T S   F O R   G R O U P   N O.   3

WallElement_33                                                  :
ELEMENT TYPE    2 NO.OF ELEMENTS. IN THIS GROUP   48
C U R R E N T   T I M E   I S     5.0000

 WALL2D ELEMENT

   EL      TA          TB          MA          MB
-----------------------------------------------------
    1 -120.93      120.93    -1.42419E-12 -24.186
    2 -119.31      119.31      24.186     -48.048
    3 -113.92      113.92      48.048     -70.832
    4 -105.25      105.25      70.832     -91.883
    5 -96.695      96.695      91.883     -111.22
    6 -88.309      88.309      111.22     -128.88
    7 -80.128      80.128      128.88     -144.91
    8 -72.168      72.168      144.91     -159.34
    9 -64.429      64.429      159.34     -172.23
   10 -56.903      56.903      172.23     -183.61
   11 -49.575      49.575      183.61     -193.52
   12 -42.426      42.426      193.52     -202.01
   13 -35.433      35.433      202.01     -209.10
   14 -28.572      28.572      209.10     -214.81
   15 -21.818      21.818      214.81     -219.17
   16 -15.144      15.144      219.17     -222.20
   17 -8.5227      8.5227      222.20     -223.91
   18 -1.9281      1.9281      223.91     -224.29
   19  4.6668     -4.6668      224.29     -223.36
   20  11.289     -11.289      223.36     -221.10
   21  17.963     -17.963      221.10     -217.51
   22  24.715     -24.715      217.51     -212.57
   23  31.569     -31.569      212.57     -206.25
   24  38.549     -38.549      206.25     -198.54
   25  45.677     -45.677      198.54     -189.41
   26  51.070     -51.070      189.41     -179.19
   27  56.693     -56.693      179.19     -167.85
   28  62.196     -62.196      167.85     -155.42
   29  67.579     -67.579      155.42     -141.90
   30  68.250     -68.250      141.90     -128.25
   31  66.081     -66.081      128.25     -115.03
   32  63.497     -63.497      115.03     -102.33
   33  60.617     -60.617      102.33     -90.210
   34  57.495     -57.495      90.210     -78.711
   35  54.167     -54.167      78.711     -67.878
   36  50.655     -50.655      67.878     -57.747
   37  46.981     -46.981      57.747     -48.351
   38  43.161     -43.161      48.351     -39.718
   39  39.207     -39.207      39.718     -31.877
   40  35.131     -35.131      31.877     -24.851
   41  30.941     -30.941      24.851     -18.663
   42  26.644     -26.644      18.663     -13.334
   43  22.248     -22.248      13.334     -8.8842
   44  17.756     -17.756      8.8842     -5.3330
   45  13.173     -13.173      5.3330     -2.6984
   46  8.6788     -8.6788      2.6984    -0.96267
   47  4.2827     -4.2827     0.96267    -0.10612
   48  1.0611     -1.0611     0.10612    -1.51435E-10
```

```
+-------------------------------------------------------------------------------------------------------------------------------+
|                   PARATIEPLUS(TM)   NLS ENGINE RELEASE  2018.0    FULL VERSION  *Build date:Nov 13, 2017*                    |
|                                                                                                                               |
|                                    NewProject.BaseDesignSection_28.SISMICASTR_1243                                            |
|                                   Exe Time : 4 September 2018 18:02:11                                                        |
+-------------------------------------------------------------------------------------------------------------------------------+
New Project


S T R E S S   R E S U L T S   F O R   G R O U P   N O.   4

Tieback_175                                                :
ELEMENT TYPE    6 NO.OF ELEMENTS. IN THIS GROUP    1
C U R R E N T   T I M E   I S      5.0000

 POST-TENSION 2D-BOUNDARY ELEMENT

         EL    FORCE          d0          EDISPL     pl. eps          K     -ve limit   +ve limit
-----------------------------------------------------------------------------------------------------------
 ANCHOR    1   139.63     -1.22376E-03 -5.53998E-04   0.0000       1689.0       0.0000       0.0000     ELASTIC  ORIGINAL
YOUNG MODULUS

 ITER     0 RNORM = 57.80     RMNORM= 0.000
             RINORM=0.3282E+06 RIMNOR=0.2007E+07
             RENORM= 2265.     REMNOR=0.5030E-19 RATIO =0.8308E-01 TOLER =0.1000E-03  NOT CONVERGED
             RFMAX = 120.9     RMMAX = 224.3
             RTSMAL=0.1000E-02 RMSMAL=0.1000E-02
             RDT   =0.3282E+06 RDR   =0.2007E+07
             RATIOT=0.8308E-01 RATIOR= 0.000
             MAX UN= 8.419     IEQ=    91 NODE     46 DOF   1  Y-DISPL.F
             MIN UN=-.3974E-10 IEQ=    94 NODE     47 DOF   2   X-ROT. F
             NO. OF CONTACT CONSTRAINT VIOLATIONS     0


 ITER     2 RNORM = 57.80     RMNORM= 0.000
             RINORM=0.3282E+06 RIMNOR=0.2007E+07
             RENORM= 578.0     REMNOR=0.1429E-17 RATIO =0.4197E-01 TOLER =0.1000E-03  NOT CONVERGED
             RFMAX = 120.9     RMMAX = 224.3
             RTSMAL=0.1000E-02 RMSMAL=0.1000E-02
             RDT   =0.3282E+06 RDR   =0.2007E+07
             RATIOT=0.4197E-01 RATIOR= 0.000
             MAX UN= 12.28     IEQ=    51 NODE     26 DOF   1  Y-DISPL.F
             MIN UN=-.2816E-08 IEQ=    27 NODE     14 DOF   1  Y-DISPL.F
             NO. OF CONTACT CONSTRAINT VIOLATIONS     0


 ITER     3 RNORM = 57.80     RMNORM= 0.000
             RINORM=0.3282E+06 RIMNOR=0.2007E+07
             RENORM= 90.86     REMNOR=0.2958E-17 RATIO =0.1664E-01 TOLER =0.1000E-03  NOT CONVERGED
             RFMAX = 120.9     RMMAX = 224.3
             RTSMAL=0.1000E-02 RMSMAL=0.1000E-02
             RDT   =0.3282E+06 RDR   =0.2007E+07
             RATIOT=0.1664E-01 RATIOR= 0.000
             MAX UN= 5.226     IEQ=    69 NODE     35 DOF   1  Y-DISPL.F
             MIN UN=-.9548E-08 IEQ=    95 NODE     48 DOF   1  Y-DISPL.F
             NO. OF CONTACT CONSTRAINT VIOLATIONS     0


 ITER     4 RNORM = 57.80     RMNORM= 0.000
             RINORM=0.3282E+06 RIMNOR=0.2007E+07
             RENORM= 9.836     REMNOR=0.8739E-18 RATIO =0.5475E-02 TOLER =0.1000E-03  NOT CONVERGED
             RFMAX = 120.9     RMMAX = 224.3
             RTSMAL=0.1000E-02 RMSMAL=0.1000E-02
             RDT   =0.3282E+06 RDR   =0.2007E+07
             RATIOT=0.5475E-02 RATIOR= 0.000
             MAX UN= 1.997     IEQ=    15 NODE      8 DOF   1  Y-DISPL.F
             MIN UN=-.7860E-08 IEQ=    97 NODE     49 DOF   1  Y-DISPL.F
             NO. OF CONTACT CONSTRAINT VIOLATIONS     0


 ITER     5 RNORM = 57.80     RMNORM= 0.000
```

```
  RINORM=0.3282E+06 RIMNOR=0.2007E+07
  RENORM= 9.473     REMNOR=0.1411E-17 RATIO =0.5373E-02 TOLER =0.1000E-03  NOT CONVERGED
  RFMAX = 120.9     RMMAX = 224.3
  RTSMAL=0.1000E-02 RMSMAL=0.1000E-02
  RDT   =0.3282E+06 RDR   =0.2007E+07
  RATIOT=0.5373E-02 RATIOR= 0.000
  MAX UN= 3.055     IEQ=     9 NODE      5 DOF   1  Y-DISPL.F
  MIN UN=-.4326E-08 IEQ=    61 NODE     31 DOF   1  Y-DISPL.F
  NO. OF CONTACT CONSTRAINT VIOLATIONS     0


ITER      6 RNORM = 57.80     RMNORM= 0.000
  RINORM=0.3282E+06 RIMNOR=0.2007E+07
  RENORM=0.2380     REMNOR=0.1253E-17 RATIO =0.8516E-03 TOLER =0.1000E-03  NOT CONVERGED
  RFMAX = 120.9     RMMAX = 224.3
  RTSMAL=0.1000E-02 RMSMAL=0.1000E-02
  RDT   =0.3282E+06 RDR   =0.2007E+07
  RATIOT=0.8516E-03 RATIOR= 0.000
  MAX UN=0.4878     IEQ=    79 NODE     40 DOF   1  Y-DISPL.F
  MIN UN=-.6982E-08 IEQ=    97 NODE     49 DOF   1  Y-DISPL.F
  NO. OF CONTACT CONSTRAINT VIOLATIONS     0


ITER      7 RNORM = 57.80     RMNORM= 0.000
  RINORM=0.3282E+06 RIMNOR=0.2007E+07
  RENORM=0.1538E-02 REMNOR=0.2928E-17 RATIO =0.6847E-04 TOLER =0.1000E-03      CONVERGED !
  RFMAX = 120.9     RMMAX = 224.3
  RTSMAL=0.1000E-02 RMSMAL=0.1000E-02
  RDT   =0.3282E+06 RDR   =0.2007E+07
  RATIOT=0.6847E-04 RATIOR= 0.000
  MAX UN=0.2404E-01 IEQ=    91 NODE     46 DOF   1  Y-DISPL.F
  MIN UN=-.2512E-01 IEQ=    93 NODE     47 DOF   1  Y-DISPL.F
  NO. OF CONTACT CONSTRAINT VIOLATIONS     0
```

```
+-------------------------------------------------------------------------------------------------------------------------+
|                   PARATIEPLUS(TM)   NLS ENGINE RELEASE  2018.0    FULL VERSION  *Build date:Nov 13, 2017*              |
|                                                                                                                         |
|                                    NewProject.BaseDesignSection_28.SISMICASTR_1243                                      |
|                                   Exe Time : 4 September 2018 18:02:11                                                  |
+-------------------------------------------------------------------------------------------------------------------------+
New Project
SOLUTION REACHED USING     7 ITERATIONS ON   40

P R I N T   O U T   F O R   T I M E   S T E P    6     ( AT TIME   6.000     )

PRINT OUT OF ACTIVE COMPONENTS (FIXED NODES ARE NOT PRINTED OUT)

          Y-DISPL.F        X-ROT. F
            (02)             (04)           (
    1   7.4095045E-03   1.0871826E-04
    2   7.4311777E-03   1.0766156E-04
    3   7.4524292E-03   1.0450740E-04
    4   7.4728432E-03   9.9291322E-05
    5   7.4920112E-03   9.2056422E-05
    6   7.5095345E-03   8.2853734E-05
    7   7.5250254E-03   7.1742459E-05
    8   7.5381088E-03   5.8790024E-05
    9   7.5484238E-03   4.4072332E-05
   10   7.5556257E-03   2.7674312E-05
   11   7.5593877E-03   9.6897950E-06
   12   7.5594027E-03  -9.7788415E-06
   13   7.5553846E-03  -3.0620738E-05
   14   7.5470708E-03  -5.2716934E-05
   15   7.5342227E-03  -7.5940533E-05
   16   7.5166284E-03  -1.0015668E-04
   17   7.4941032E-03  -1.2522280E-04
   18   7.4664925E-03  -1.5098833E-04
   19   7.4336718E-03  -1.7729550E-04
   20   7.3955492E-03  -2.0397885E-04
   21   7.3520670E-03  -2.3086520E-04
   22   7.3032018E-03  -2.5777441E-04
   23   7.2489682E-03  -2.8451852E-04
   24   7.1894185E-03  -3.1090234E-04
   25   7.1246448E-03  -3.3672359E-04
   26   7.0547804E-03  -3.6177342E-04
   27   6.9800006E-03  -3.8585148E-04
   28   6.9005162E-03  -4.0878915E-04
   29   6.8165701E-03  -4.3044855E-04
   30   6.7284297E-03  -4.5071501E-04
   31   6.6363831E-03  -4.6949695E-04
   32   6.5407349E-03  -4.8672576E-04
   33   6.4417998E-03  -5.0235612E-04
   34   6.3399006E-03  -5.1636549E-04
   35   6.2353617E-03  -5.2875439E-04
   36   6.1285053E-03  -5.3954635E-04
   37   6.0196470E-03  -5.4878784E-04
   38   5.9090894E-03  -5.5654842E-04
   39   5.7971202E-03  -5.6292044E-04
   40   5.6840061E-03  -5.6801927E-04
   41   5.5699882E-03  -5.7198320E-04
   42   5.4552784E-03  -5.7496377E-04
   43   5.3400582E-03  -5.7711183E-04
   44   5.2244794E-03  -5.7857304E-04
   45   5.1086660E-03  -5.7948791E-04
   46   4.9927123E-03  -5.7999162E-04
   47   4.8766881E-03  -5.8021424E-04
   48   4.7606372E-03  -5.8027731E-04
   49   4.7026069E-03  -5.8028035E-04
```

```
+-------------------------------------------------------------------------------------------------------------------------------+
|                   PARATIEPLUS(TM)   NLS ENGINE RELEASE  2018.0    FULL VERSION  *Build date:Nov 13, 2017*                    |
|                                                                                                                               |
|                                    NewProject.BaseDesignSection_28.SISMICASTR_1243                                            |
|                                   Exe Time : 4 September 2018 18:02:11                                                        |
+-------------------------------------------------------------------------------------------------------------------------------+
New Project


S T R E S S   R E S U L T S   F O R   G R O U P   N O.   1

0_L                                                              :
ELEMENT TYPE    5 NO.OF ELEMENTS. IN THIS GROUP   49
C U R R E N T   T I M E   I S      6.0000

 HARDENING 2D SOIL ELEMENT

 ****** TOTAL STRESS FORMULATION *****

  EL *   FORCE     DISPL-Y  VERTICAL-P  HORIZON.-P     MAX-V-P     MAX-H-P           STATE   STIFFNESS Z-LEVEL      PORE
E FACTOR    UFACTOR       Peq           Su_a         Su_p     LAYER
 ------------------------------------------------------------------------------------------------------------------------------
-------------------------------------------------------------------------------------------
   1 D  3.6760E-03 -7.4095E-03  5.5437E-02  3.6760E-02  5.5437E-02   1.866          ACTIVE   0.000       0.000       0.000
1.000       1.000      3.6760E-02   0.000       0.000     DI1_164_167_L_0
   2 D  0.4376     -7.4312E-03   3.300       2.188       3.300       18.45          ACTIVE   0.000     -0.2000       0.000
1.000       1.000       2.188       0.000       0.000     DI1_164_167_L_0
   3 D  0.8894     -7.4524E-03   6.706       4.447       6.706       37.49          ACTIVE   0.000     -0.4000       0.000
1.000       1.000       4.447       0.000       0.000     DI1_164_167_L_0
   4 D   1.369     -7.4728E-03   10.32       6.843       10.32       57.70          ACTIVE   0.000     -0.6000       0.000
1.000       1.000       6.843       0.000       0.000     DI1_164_167_L_0
   5 D   1.868     -7.4920E-03   14.08       9.338       14.08       71.14          ACTIVE   0.000     -0.8000       0.000
1.000       1.000       9.338       0.000       0.000     DI1_164_167_L_0
   6 D   2.375     -7.5095E-03   17.91       11.87       17.91       70.28          ACTIVE   0.000      -1.000       0.000
1.000       1.000       11.87       0.000       0.000     DI1_164_167_L_0
   7 D   2.881     -7.5250E-03   21.73       14.41       21.73       69.25          ACTIVE   0.000      -1.200       0.000
1.000       1.000       14.41       0.000       0.000     DI1_164_167_L_0
   8 D   3.419     -7.5381E-03   25.78       17.10       25.78       68.15          ACTIVE   0.000      -1.400       0.000
1.000       1.000       17.10       0.000       0.000     DI1_164_167_L_0
   9 D   3.994     -7.5484E-03   30.11       19.97       30.11       67.04          ACTIVE   0.000      -1.600       0.000
1.000       1.000       19.97       0.000       0.000     DI1_164_167_L_0
  10 D   4.516     -7.5556E-03   34.05       22.58       34.05       65.98          ACTIVE   0.000      -1.800       0.000
1.000       1.000       22.58       0.000       0.000     DI1_164_167_L_0
  11 D   5.047     -7.5594E-03   38.05       25.23       38.05       64.99          ACTIVE   0.000      -2.000       0.000
1.000       1.000       25.23       0.000       0.000     DI1_164_167_L_0
  12 D   5.562     -7.5594E-03   41.94       27.81       41.94       64.10          ACTIVE   0.000      -2.200       0.000
1.000       1.000       27.81       0.000       0.000     DI1_164_167_L_0
  13 D   6.045     -7.5554E-03   45.58       30.22       45.58       63.31          ACTIVE   0.000      -2.400       0.000
1.000       1.000       30.22       0.000       0.000     DI1_164_167_L_0
  14 D   6.539     -7.5471E-03   49.31       32.70       49.31       62.65          ACTIVE   0.000      -2.600       0.000
1.000       1.000       32.70       0.000       0.000     DI1_164_167_L_0
  15 D   7.026     -7.5342E-03   52.98       35.13       52.98       62.12          ACTIVE   0.000      -2.800       0.000
1.000       1.000       35.13       0.000       0.000     DI1_164_167_L_0
  16 D   7.506     -7.5166E-03   56.59       37.53       56.59       61.72          ACTIVE   0.000      -3.000       0.000
1.000       1.000       37.53       0.000       0.000     DI1_164_167_L_0
  17 D   7.966     -7.4941E-03   60.06       39.83       60.06       61.45          ACTIVE   0.000      -3.200       0.000
1.000       1.000       39.83       0.000       0.000     DI1_164_167_L_0
  18 D   8.436     -7.4665E-03   63.61       42.18       63.61       61.32          ACTIVE   0.000      -3.400       0.000
1.000       1.000       42.18       0.000       0.000     DI1_164_167_L_0
  19 D   8.903     -7.4337E-03   67.13       44.51       67.13       61.32          ACTIVE   0.000      -3.600       0.000
1.000       1.000       44.51       0.000       0.000     DI1_164_167_L_0
  20 D   9.366     -7.3955E-03   70.62       46.83       70.62       61.46          ACTIVE   0.000      -3.800       0.000
1.000       1.000       46.83       0.000       0.000     DI1_164_167_L_0
  21 D   9.815     -7.3521E-03   74.01       49.08       74.01       61.72          ACTIVE   0.000      -4.000       0.000
1.000       1.000       49.08       0.000       0.000     DI1_164_167_L_0
  22 D   10.27     -7.3032E-03   77.47       51.37       77.47       62.11          ACTIVE   0.000      -4.200       0.000
1.000       1.000       51.37       0.000       0.000     DI1_164_167_L_0
  23 D   10.73     -7.2490E-03   80.91       53.65       80.91       62.62          ACTIVE   0.000      -4.400       0.000
1.000       1.000       53.65       0.000       0.000     DI1_164_167_L_0
  24 D   11.14     -7.1894E-03   84.03       55.72       84.03       63.25          ACTIVE   0.000      -4.600       0.000
1.000       1.000       55.72       0.000       0.000     DI1_164_167_L_0
```

25 D	11.54	-7.1246E-03	87.01	57.69	87.01	63.99	ACTIVE	0.000	-4.800	0.000
1.000	1.000	57.69	0.000	0.000	DI1_164_167_L_0					
26 D	10.47	-7.0548E-03	90.00	52.34	90.00	55.31	ACTIVE	0.000	-5.000	0.000
1.000	1.000	52.34	0.000	0.000	DI2_165_168_L_0					
27 D	10.83	-6.9800E-03	93.01	54.14	93.01	54.14	ACTIVE	0.000	-5.200	0.000
1.000	1.000	54.14	0.000	0.000	DI2_165_168_L_0					
28 D	11.19	-6.9005E-03	96.03	55.94	96.03	55.94	ACTIVE	0.000	-5.400	0.000
1.000	1.000	55.94	0.000	0.000	DI2_165_168_L_0					
29 D	11.55	-6.8166E-03	99.06	57.75	99.06	57.75	ACTIVE	0.000	-5.600	0.000
1.000	1.000	57.75	0.000	0.000	DI2_165_168_L_0					
30 D	11.91	-6.7284E-03	102.1	59.57	102.1	59.57	ACTIVE	0.000	-5.800	0.000
1.000	1.000	59.57	0.000	0.000	DI2_165_168_L_0					
31 D	12.28	-6.6364E-03	105.2	61.40	105.2	61.40	ACTIVE	0.000	-6.000	0.000
1.000	1.000	61.40	0.000	0.000	DI2_165_168_L_0					
32 D	12.65	-6.5407E-03	108.2	63.23	108.2	63.23	ACTIVE	0.000	-6.200	0.000
1.000	1.000	63.23	0.000	0.000	DI2_165_168_L_0					
33 D	13.01	-6.4418E-03	111.3	65.06	111.3	65.06	ACTIVE	0.000	-6.400	0.000
1.000	1.000	65.06	0.000	0.000	DI2_165_168_L_0					
34 D	13.38	-6.3399E-03	114.4	66.90	114.4	66.90	ACTIVE	0.000	-6.600	0.000
1.000	1.000	66.90	0.000	0.000	DI2_165_168_L_0					
35 D	13.75	-6.2354E-03	117.5	68.75	117.5	68.75	ACTIVE	0.000	-6.800	0.000
1.000	1.000	68.75	0.000	0.000	DI2_165_168_L_0					
36 D	14.12	-6.1285E-03	120.6	70.60	120.6	70.60	ACTIVE	0.000	-7.000	0.000
1.000	1.000	70.60	0.000	0.000	DI2_165_168_L_0					
37 D	14.49	-6.0196E-03	123.7	72.45	123.7	72.45	ACTIVE	0.000	-7.200	0.000
1.000	1.000	72.45	0.000	0.000	DI2_165_168_L_0					
38 D	14.86	-5.9091E-03	126.8	74.30	126.8	74.30	ACTIVE	0.000	-7.400	0.000
1.000	1.000	74.30	0.000	0.000	DI2_165_168_L_0					
39 D	15.23	-5.7971E-03	129.9	76.16	129.9	76.16	ACTIVE	0.000	-7.600	0.000
1.000	1.000	76.16	0.000	0.000	DI2_165_168_L_0					
40 D	15.61	-5.6840E-03	133.0	78.03	133.0	78.03	ACTIVE	0.000	-7.800	0.000
1.000	1.000	78.03	0.000	0.000	DI2_165_168_L_0					
41 D	15.98	-5.5700E-03	136.1	79.89	136.1	79.89	ACTIVE	0.000	-8.000	0.000
1.000	1.000	79.89	0.000	0.000	DI2_165_168_L_0					
42 D	16.35	-5.4553E-03	139.3	81.76	139.3	81.76	ACTIVE	0.000	-8.200	0.000
1.000	1.000	81.76	0.000	0.000	DI2_165_168_L_0					
43 D	16.73	-5.3401E-03	142.4	83.63	142.4	83.63	ACTIVE	0.000	-8.400	0.000
1.000	1.000	83.63	0.000	0.000	DI2_165_168_L_0					
44 D	17.10	-5.2245E-03	145.5	85.51	145.5	85.51	ACTIVE	0.000	-8.600	0.000
1.000	1.000	85.51	0.000	0.000	DI2_165_168_L_0					
45 D	17.48	-5.1087E-03	148.7	87.38	148.7	87.38	ACTIVE	0.000	-8.800	0.000
1.000	1.000	87.38	0.000	0.000	DI2_165_168_L_0					
46 D	17.85	-4.9927E-03	151.8	89.26	151.8	89.40	ACTIVE	0.000	-9.000	0.000
1.000	1.000	89.26	0.000	0.000	DI2_165_168_L_0					
47 D	18.49	-4.8767E-03	154.9	92.43	154.9	92.76	UL-RL	3.1640E+04	-9.200	0.000
1.000	1.000	92.43	0.000	0.000	DI2_165_168_L_0					
48 D	14.37	-4.7606E-03	158.1	95.82	158.1	96.12	UL-RL	3.1640E+04	-9.400	0.000
1.000	1.000	95.82	0.000	0.000	DI2_165_168_L_0					
49 D	4.876	-4.7026E-03	159.7	97.51	159.7	97.81	UL-RL	3.1640E+04	-9.500	0.000
1.000	1.000	97.51	0.000	0.000	DI2_165_168_L_0					

```
+-----------------------------------------------------------------------------------------------------------------------+
|                  PARATIEPLUS(TM)   NLS ENGINE RELEASE  2018.0    FULL VERSION  *Build date:Nov 13, 2017*              |
|                                                                                                                       |
|                                   NewProject.BaseDesignSection_28.SISMICASTR_1243                                     |
|                                  Exe Time : 4 September 2018 18:02:11                                                 |
+-----------------------------------------------------------------------------------------------------------------------+
New Project


S T R E S S   R E S U L T S   F O R   G R O U P   N O.   2

0_R                                                                :
ELEMENT TYPE    5 NO.OF ELEMENTS. IN THIS GROUP   49
C U R R E N T   T I M E   I S     6.0000

 HARDENING 2D SOIL ELEMENT

 ****** TOTAL STRESS FORMULATION *****

 EL *   FORCE     DISPL-Y  VERTICAL-P  HORIZON.-P     MAX-V-P     MAX-H-P          STATE   STIFFNESS Z-LEVEL      PORE
E FACTOR    UFACTOR       Peq          Su_a        Su_p     LAYER
 ---------------------------------------------------------------------------------------------------------------------------
-----------------------------------------------------------------------------------------------
   1     0.000         --          --          --          --          --          REMOVED     --        0.000       0.000
1.000       1.000       0.000       0.000       0.000     not available
   2     0.000         --          --          --          --          --          REMOVED     --      -0.2000       0.000
1.000       1.000       0.000       0.000       0.000     not available
   3     0.000         --          --          --          --          --          REMOVED     --      -0.4000       0.000
1.000       1.000       0.000       0.000       0.000     not available
   4     0.000         --          --          --          --          --          REMOVED     --      -0.6000       0.000
1.000       1.000       0.000       0.000       0.000     not available
   5     0.000         --          --          --          --          --          REMOVED     --      -0.8000       0.000
1.000       1.000       0.000       0.000       0.000     not available
   6     0.000         --          --          --          --          --          REMOVED     --       -1.000       0.000
1.000       1.000       0.000       0.000       0.000     not available
   7     0.000         --          --          --          --          --          REMOVED     --       -1.200       0.000
1.000       1.000       0.000       0.000       0.000     not available
   8     0.000         --          --          --          --          --          REMOVED     --       -1.400       0.000
1.000       1.000       0.000       0.000       0.000     not available
   9     0.000         --          --          --          --          --          REMOVED     --       -1.600       0.000
1.000       1.000       0.000       0.000       0.000     not available
  10     0.000         --          --          --          --          --          REMOVED     --       -1.800       0.000
1.000       1.000       0.000       0.000       0.000     not available
  11     0.000         --          --          --          --          --          REMOVED     --       -2.000       0.000
1.000       1.000       0.000       0.000       0.000     not available
  12     0.000         --          --          --          --          --          REMOVED     --       -2.200       0.000
1.000       1.000       0.000       0.000       0.000     not available
  13     0.000         --          --          --          --          --          REMOVED     --       -2.400       0.000
1.000       1.000       0.000       0.000       0.000     not available
  14     0.000         --          --          --          --          --          REMOVED     --       -2.600       0.000
1.000       1.000       0.000       0.000       0.000     not available
  15     0.000         --          --          --          --          --          REMOVED     --       -2.800       0.000
1.000       1.000       0.000       0.000       0.000     not available
  16     0.000         --          --          --          --          --          REMOVED     --       -3.000       0.000
1.000       1.000       0.000       0.000       0.000     not available
  17     0.000         --          --          --          --          --          REMOVED     --       -3.200       0.000
1.000       1.000       0.000       0.000       0.000     not available
  18     0.000         --          --          --          --          --          REMOVED     --       -3.400       0.000
1.000       1.000       0.000       0.000       0.000     not available
  19     0.000         --          --          --          --          --          REMOVED     --       -3.600       0.000
1.000       1.000       0.000       0.000       0.000     not available
  20     0.000         --          --          --          --          --          REMOVED     --       -3.800       0.000
1.000       1.000       0.000       0.000       0.000     not available
  21     0.000         --          --          --          --          --          REMOVED     --       -4.000       0.000
1.000       1.000       0.000       0.000       0.000     not available
  22     0.000         --          --          --          --          --          REMOVED     --       -4.200       0.000
1.000       1.000       0.000       0.000       0.000     not available
  23     0.000         --          --          --          --          --          REMOVED     --       -4.400       0.000
1.000       1.000       0.000       0.000       0.000     not available
  24     0.000         --          --          --          --          --          REMOVED     --       -4.600       0.000
1.000       1.000       0.000       0.000       0.000     not available
```

25	0.000	--	--	--	--	--	REMOVED	--	-4.800	0.000		
1.000	1.000	0.000	0.000	0.000	not available							
26	0.000	--	--	--	--	--	REMOVED	--	-5.000	0.000		
1.000	1.000	0.000	0.000	0.000	not available							
27 D	1.627	6.9800E-03	1.600	8.137	1.600	8.137	PASSIVE	0.000	-5.200	0.000		
1.000	1.000	8.137	0.000	0.000	DI2_165_168_L_0							
28 D	3.412	6.9005E-03	4.800	17.06	4.800	17.06	PASSIVE	0.000	-5.400	0.000		
1.000	1.000	17.06	0.000	0.000	DI2_165_168_L_0							
29 D	5.197	6.8166E-03	8.000	25.99	8.000	25.99	PASSIVE	0.000	-5.600	0.000		
1.000	1.000	25.99	0.000	0.000	DI2_165_168_L_0							
30 D	6.982	6.7284E-03	11.20	34.91	92.80	51.34	PASSIVE	0.000	-5.800	0.000		
1.000	1.000	34.91	0.000	0.000	DI2_165_168_L_0							
31 D	8.767	6.6364E-03	14.40	43.84	96.00	52.88	PASSIVE	0.000	-6.000	0.000		
1.000	1.000	43.84	0.000	0.000	DI2_165_168_L_0							
32 D	10.55	6.5407E-03	17.60	52.76	99.20	54.49	PASSIVE	0.000	-6.200	0.000		
1.000	1.000	52.76	0.000	0.000	DI2_165_168_L_0							
33 D	12.34	6.4418E-03	20.80	61.69	102.4	61.69	PASSIVE	0.000	-6.400	0.000		
1.000	1.000	61.69	0.000	0.000	DI2_165_168_L_0							
34 D	14.12	6.3399E-03	24.00	70.61	105.6	70.61	PASSIVE	0.000	-6.600	0.000		
1.000	1.000	70.61	0.000	0.000	DI2_165_168_L_0							
35 D	15.91	6.2354E-03	27.20	79.54	108.8	79.54	PASSIVE	0.000	-6.800	0.000		
1.000	1.000	79.54	0.000	0.000	DI2_165_168_L_0							
36 D	17.69	6.1285E-03	30.40	88.46	112.0	88.46	PASSIVE	0.000	-7.000	0.000		
1.000	1.000	88.46	0.000	0.000	DI2_165_168_L_0							
37 D	19.48	6.0196E-03	33.60	97.38	115.2	97.38	PASSIVE	0.000	-7.200	0.000		
1.000	1.000	97.38	0.000	0.000	DI2_165_168_L_0							
38 D	21.26	5.9091E-03	36.80	106.3	118.4	106.3	PASSIVE	0.000	-7.400	0.000		
1.000	1.000	106.3	0.000	0.000	DI2_165_168_L_0							
39 D	23.05	5.7971E-03	40.00	115.2	121.6	115.2	PASSIVE	0.000	-7.600	0.000		
1.000	1.000	115.2	0.000	0.000	DI2_165_168_L_0							
40 D	24.83	5.6840E-03	43.20	124.2	124.8	124.2	PASSIVE	0.000	-7.800	0.000		
1.000	1.000	124.2	0.000	0.000	DI2_165_168_L_0							
41 D	25.43	5.5700E-03	46.40	127.1	128.0	127.1	V-C	1.2587E+04	-8.000	0.000		
1.000	1.000	127.1	0.000	0.000	DI2_165_168_L_0							
42 D	25.49	5.4553E-03	49.60	127.4	131.2	127.4	V-C	1.2587E+04	-8.200	0.000		
1.000	1.000	127.4	0.000	0.000	DI2_165_168_L_0							
43 D	25.54	5.3401E-03	52.80	127.7	134.4	127.7	V-C	1.2587E+04	-8.400	0.000		
1.000	1.000	127.7	0.000	0.000	DI2_165_168_L_0							
44 D	25.59	5.2245E-03	56.00	128.0	137.6	128.0	V-C	1.2587E+04	-8.600	0.000		
1.000	1.000	128.0	0.000	0.000	DI2_165_168_L_0							
45 D	25.64	5.1087E-03	59.20	128.2	140.8	128.2	V-C	1.2587E+04	-8.800	0.000		
1.000	1.000	128.2	0.000	0.000	DI2_165_168_L_0							
46 D	25.69	4.9927E-03	62.40	128.4	144.0	128.4	V-C	1.2587E+04	-9.000	0.000		
1.000	1.000	128.4	0.000	0.000	DI2_165_168_L_0							
47 D	25.62	4.8767E-03	65.60	128.1	147.2	129.6	UL-RL	2.0139E+04	-9.200	0.000		
1.000	1.000	128.1	0.000	0.000	DI2_165_168_L_0							
48 D	19.17	4.7606E-03	68.80	127.8	150.4	130.7	UL-RL	2.0139E+04	-9.400	0.000		
1.000	1.000	127.8	0.000	0.000	DI2_165_168_L_0							
49 D	6.379	4.7026E-03	70.40	127.6	152.0	131.3	UL-RL	2.0139E+04	-9.500	0.000		
1.000	1.000	127.6	0.000	0.000	DI2_165_168_L_0							

```
+-------------------------------------------------------------------------------------------------------------------------+
|                   PARATIEPLUS(TM)   NLS ENGINE RELEASE  2018.0    FULL VERSION  *Build date:Nov 13, 2017*              |
|                                                                                                                         |
|                                    NewProject.BaseDesignSection_28.SISMICASTR_1243                                      |
|                                   Exe Time : 4 September 2018 18:02:11                                                  |
+-------------------------------------------------------------------------------------------------------------------------+
New Project


S T R E S S   R E S U L T S   F O R   G R O U P   N O.   3

WallElement_33                                                :
ELEMENT TYPE    2 NO.OF ELEMENTS. IN THIS GROUP   48
C U R R E N T   T I M E   I S     6.0000

 WALL2D ELEMENT

   EL      TA          TB          MA          MB
-------------------------------------------------------
    1 -130.21      130.21    -1.20000E-10 -26.043
    2 -128.25      128.25      26.043     -51.692
    3 -125.83      125.83      51.692     -76.859
    4 -122.94      122.94      76.859     -101.45
    5 -119.54      119.54      101.45     -125.36
    6 -115.64      115.64      125.36     -148.48
    7 -111.24      111.24      148.48     -170.73
    8 -106.29      106.29      170.73     -191.99
    9 -100.77      100.77      191.99     -212.14
   10 -94.728      94.728      212.14     -231.09
   11 -88.155      88.155      231.09     -248.72
   12 -81.067      81.067      248.72     -264.93
   13 -73.496      73.496      264.93     -279.63
   14 -65.430      65.430      279.63     -292.72
   15 -56.878      56.878      292.72     -304.09
   16 -47.846      47.846      304.09     -313.66
   17 -38.354      38.354      313.66     -321.33
   18 -28.392      28.392      321.33     -327.01
   19 -17.962      17.962      327.01     -330.61
   20 -7.0700      7.0700      330.61     -332.02
   21  4.2713     -4.2713      332.02     -331.17
   22  16.071     -16.071      331.17     -327.95
   23  28.327     -28.327      327.95     -322.29
   24  40.997     -40.997      322.29     -314.09
   25  54.062     -54.062      314.09     -303.27
   26  65.671     -65.671      303.27     -290.14
   27  74.871     -74.871      290.14     -275.17
   28  82.647     -82.647      275.17     -258.64
   29  89.000     -89.000      258.64     -240.84
   30  93.932     -93.932      240.84     -222.05
   31  97.444     -97.444      222.05     -202.56
   32  99.537     -99.537      202.56     -182.65
   33  100.21     -100.21      182.65     -162.61
   34  99.471     -99.471      162.61     -142.72
   35  97.314     -97.314      142.72     -123.25
   36  93.741     -93.741      123.25     -104.51
   37  88.753     -88.753      104.51     -86.755
   38  82.352     -82.352      86.755     -70.285
   39  74.539     -74.539      70.285     -55.377
   40  65.312     -65.312      55.377     -42.315
   41  55.863     -55.863      42.315     -31.142
   42  46.726     -46.726      31.142     -21.797
   43  37.909     -37.909      21.797     -14.215
   44  29.416     -29.416      14.215     -8.3320
   45  21.249     -21.249      8.3320     -4.0822
   46  13.388     -13.388      4.0822     -1.4045
   47  6.2734     -6.2734      1.4045     -0.14982
   48  1.4981     -1.4981     0.14982    -1.08083E-09
```

```
+-------------------------------------------------------------------------------------------------------------------------------+
|                   PARATIEPLUS(TM)   NLS ENGINE RELEASE  2018.0    FULL VERSION  *Build date:Nov 13, 2017*                    |
|                                                                                                                               |
|                                    NewProject.BaseDesignSection_28.SISMICASTR_1243                                            |
|                                   Exe Time : 4 September 2018 18:02:11                                                        |
+-------------------------------------------------------------------------------------------------------------------------------+
New Project


S T R E S S    R E S U L T S    F O R    G R O U P    N O.    4

Tieback_175                                                 :
ELEMENT TYPE    6 NO.OF ELEMENTS. IN THIS GROUP    1
C U R R E N T    T I M E    I S      6.0000

 POST-TENSION 2D-BOUNDARY ELEMENT

         EL    FORCE          d0          EDISPL     pl. eps          K     -ve limit   +ve limit
-------------------------------------------------------------------------------------------------------------
 ANCHOR    1   151.24     -1.22376E-03  6.32058E-03   0.0000       1689.0       0.0000       0.0000     ELASTIC  ORIGINAL
YOUNG MODULUS
```

```
+-------------------------------------------------------------------------------------------------------------------------+
|                   PARATIEPLUS(TM)   NLS ENGINE RELEASE  2018.0    FULL VERSION  *Build date:Nov 13, 2017*               |
|                                                                                                                         |
|                                    NewProject.BaseDesignSection_28.SISMICASTR_1243                                      |
|                                   Exe Time : 4 September 2018 18:02:11                                                  |
+-------------------------------------------------------------------------------------------------------------------------+


     F I N A L    I N C R E M E N T A L    A N A L Y S I S

                    S U M M A R Y

     STEP                                  NO. OF ITERATIONS

        1           CONVERGENCE :YES                      2
        2           CONVERGENCE :YES                      3
        3           CONVERGENCE :YES                      5
        4           CONVERGENCE :YES                      4
        5           CONVERGENCE :YES                      2
        6           CONVERGENCE :YES                      7


 END OF PROCESS FOR PROBLEM
New Project
NONLINEAR SOLUTION CPU TIME ....    0.11 [sec]
DATABASE  CREATION CPU TIME.....    0.32 [sec]
```

Design Assumption : SISMICA GEO - File di Paratie - File di input (.d)

```
* PARATIE ANALYSIS FOR DESIGN SECTION:Base Design Section USING ASSUMPTION: SISMICA GEO
 * Time:martedì 4 settembre 2018 18:02:12
 * 1: Defining general settings
 UNIT  m kN
 TITLE New Project
 DELTA 0.2
 option param itemax 40
 option control hinges 0 0.0001 0.001

 * 2: Defining wall(s)
 WALL LeftWall_32 0 -9.5 0 1

 * 3: Defining surfaces for wall(s)
 SOIL 0_L LeftWall_32 -9.5 0 1 0
 SOIL 0_R LeftWall_32 -9.5 0 2 180

 * 4: Defining soil layers
 *
 * Soil Profile (Rilevato_2_8_L_0)
 *
 LDATA Rilevato_2_8_L_0 3 LeftWall_32
 ATREST 0.5 0.5 1
 WEIGHT 19 10 10
 PERMEABILITY 0.0001
 RESISTANCE 0 38 0 0 0
 YOUNG 1.5E+04 4.5E+04
 ENDL
 *
 * Soil Profile (DI1_164_167_L_0)
 *
 LDATA DI1_164_167_L_0 0 LeftWall_32
 ATREST 0.5 0.5 1
 WEIGHT 16 6 10
 PERMEABILITY 1E-05
 RESISTANCE 0 30 0 0 0
 YOUNG 3E+04 4.8E+04
 ENDL
 *
 * Soil Profile (DI2_165_168_L_0)
 *
 LDATA DI2_165_168_L_0 -5 LeftWall_32
 ATREST 0.5 0.5 1
 WEIGHT 16 6 10
 PERMEABILITY 1E-05
 RESISTANCE 1 33 0 0 0
 YOUNG 6.8E+04 1.088E+05
 ENDL

 * 5: Defining structural materials
 * Steel material: 108 Name=Fe360 E=206000200 kPa
 MATERIAL Fe360_108 2.06E+08
 * Concrete material: 104 Name=C25/30 E=31475800 kPa
 MATERIAL C2530_104 3.148E+07
 * Rebar material: 124 Name=acciaio armonico E=200100000 kPa
 MATERIAL acciaioarmonico_124 2.001E+08
 * Concrete material: 103 Name=C20/25 E=29962000 kPa
 MATERIAL C2025_103 2.996E+07

 * 6: Defining structural elements
 * 6.1: Beams and combined Wall Elements
 BEAM WallElement_33 LeftWall_32 -9.5 0 C2530_104 0.9794 00 00 0


 * 6.2: Supports
 WIRE Tieback_175 LeftWall_32 0 acciaioarmonico_124 8.441E-06 138.5 30 0 0
```

```
* 6.3: Strips
STRIP LeftWall_32 1 6 1 3.5 0 20 45
STRIP LeftWall_32 1 6 11 19 2.7 20 45

* 7: Defining Steps
STEP Stage1_31
CHANGE Rilevato_2_8_L_0 U-FRICT=32.01 LeftWall_32
CHANGE Rilevato_2_8_L_0 D-FRICT=32.01 LeftWall_32
CHANGE Rilevato_2_8_L_0 U-KA=0.307 LeftWall_32
CHANGE Rilevato_2_8_L_0 U-KP=4.847 LeftWall_32
CHANGE Rilevato_2_8_L_0 D-KA=0.307 LeftWall_32
CHANGE Rilevato_2_8_L_0 D-KP=4.847 LeftWall_32
CHANGE DI1_164_167_L_0 U-FRICT=24.79 LeftWall_32
CHANGE DI1_164_167_L_0 D-FRICT=24.79 LeftWall_32
CHANGE DI1_164_167_L_0 U-KA=0.409 LeftWall_32
CHANGE DI1_164_167_L_0 U-KP=3.983 LeftWall_32
CHANGE DI1_164_167_L_0 D-KA=0.409 LeftWall_32
CHANGE DI1_164_167_L_0 D-KP=3.185 LeftWall_32
CHANGE DI2_165_168_L_0 U-FRICT=27.45 LeftWall_32
CHANGE DI2_165_168_L_0 D-FRICT=27.45 LeftWall_32
CHANGE DI2_165_168_L_0 U-KA=0.369 LeftWall_32
CHANGE DI2_165_168_L_0 U-KP=4.602 LeftWall_32
CHANGE DI2_165_168_L_0 D-KA=0.369 LeftWall_32
CHANGE DI2_165_168_L_0 D-KP=3.695 LeftWall_32
CHANGE Rilevato_2_8_L_0 U-COHE=0 LeftWall_32
CHANGE Rilevato_2_8_L_0 U-ADHES=0 LeftWall_32
CHANGE Rilevato_2_8_L_0 D-COHE=0 LeftWall_32
CHANGE Rilevato_2_8_L_0 D-ADHES=0 LeftWall_32
CHANGE DI1_164_167_L_0 U-COHE=0 LeftWall_32
CHANGE DI1_164_167_L_0 U-ADHES=0 LeftWall_32
CHANGE DI1_164_167_L_0 D-COHE=0 LeftWall_32
CHANGE DI1_164_167_L_0 D-ADHES=0 LeftWall_32
CHANGE DI2_165_168_L_0 U-COHE=0.8 LeftWall_32
CHANGE DI2_165_168_L_0 U-ADHES=0 LeftWall_32
CHANGE DI2_165_168_L_0 D-COHE=0.8 LeftWall_32
CHANGE DI2_165_168_L_0 D-ADHES=0 LeftWall_32
SETWALL LeftWall_32
GEOM 0 0
WATER -18 0 -9.5 0 0
ADD WallElement_33
ENDSTEP

STEP Stage2_183
SETWALL LeftWall_32
GEOM 0 -1
WATER -18 0 -9.5 0 0
ENDSTEP

STEP Stage3_283
SETWALL LeftWall_32
GEOM 0 -1
WATER -18 0 -9.5 0 0
ADD Tieback_175
ENDSTEP

STEP Stage4_383
SETWALL LeftWall_32
GEOM 0 -5.6
WATER -18 0 -9.5 0 0
ENDSTEP

STEP Stage5_744
SETWALL LeftWall_32
GEOM 0 -5.1
WATER -18 0 -9.5 0 0
ENDSTEP

STEP Stage6_2841
SETWALL LeftWall_32
GEOM 0 -5.1
WATER -18 0 -9.5 0 0
```

```
ENDSTEP
```

Design Assumption : SISMICA GEO - File di Paratie - File di output (.out)

```
+-------------------------------------------------------------------------------------------------------------------------+
|                   PARATIEPLUS(TM)   NLS ENGINE RELEASE  2018.0    FULL VERSION  *Build date:Nov 13, 2017*               |
|                                                                                                                         |
|                                    NewProject.BaseDesignSection_28.SISMICAGEO_1273                                      |
|                                   Exe Time : 4 September 2018 18:02:12                                                  |
+-------------------------------------------------------------------------------------------------------------------------+

                  ***********************************************************
                  *                                                         *
                  *  PARATIE PLUS Non-Linear Spring Engine                  *
                  *                                                         *
                  *          AN ELASTOPLASTIC FINITE ELEMENT PROGRAM        *
                  *          FOR FLEXIBLE EARTH-RETAINING STRUCTURES        *
                  *                                                         *
                  *          Written by Ce.A.S. s.r.l. (ITALY)              *
                  *          with the scientific supervision of             *
                  *          Roberto Nova - full professor SOIL MECHANICS   *
                  *          at Politecnico di Milano (ITALY)               *
                  *                                                         *
                  ***********************************************************
                  *                                                         *
                  *  RELEASE   2018.0     *Build date:Nov 13, 2017*    *
                  *                                                       *
                  *                                                         *
                  *  Ce.A.S.     S.R.L   CENTRO DI ANALISI STRUTTURALE      *
                  *              VIALE   GIUSTINIANO 10                     *
                  *              20129   M I L A N O  (ITALIA)              *
                  *  TEL.        +39 02 2020221                             *
                  *                                                         *
                  *  email       bruno.becci@ceas.it                        *
                  *  Web Page    www.ceas.it     www.paratieplus.com        *
                  ***********************************************************



 JOB : NewProject.BaseDesignSection_28.SISMICAGEO_1273
 STARTING
ACCEPTED   <FILE,GENW                                                       >
ACCEPTED   <FILE,PLOTTER,BINARY                                             >
ACCEPTED   <SOLVE TOTAL_STRESS                                              >
ACCEPTED   <PARAM ITEMAX 40                                                 >
ACCEPTED   <CONTROL HINGES 0 0.0001 0.001                                   >


                  ***********************************************************
                  *                                                         *
                  *  WARNING : PORE PRESSURES ARE AUTOMATICALLY COMPUTED    *
                  *    BY THE PROGRAM.                                      *
                  ***********************************************************

PRELIMINARY OPERATIONS CPU TIME     0.01 [sec]
```

```
+-----------------------------------------------------------------------------------------------------------------------+
|                   PARATIEPLUS(TM)   NLS ENGINE RELEASE  2018.0    FULL VERSION  *Build date:Nov 13, 2017*             |
|                                                                                                                       |
|                                    NewProject.BaseDesignSection_28.SISMICAGEO_1273                                    |
|                                   Exe Time : 4 September 2018 18:02:12                                                |
+-----------------------------------------------------------------------------------------------------------------------+


INPUT FILE HAS BEEN GENERATED BY WALGEN PROGRAM


New Project


NO. OF NODAL POINTS (NUMNP) ...................   49
NO. OF COORDINATES  (NCOORD)...................    2
NO. OF NODE DOFS    (NDOF).....................    2
NO. OF EQUATIONS    (NEQ)......................   98
NO. OF CONSTRAINTS CARDS (NVINC)...............    0
NO. OF ELEMENT GROUPS (NEG)....................    4
NO. OF SOLUTION STEPS (NSTE)...................    6
NO. OF ELEMENT SETS ATTACHED TO SLAVE NODES ...    0
NO. OF RECORD FROM WALGEN .....................   99
NO. OF LONG NAMES (LASTNAME) ..................   24
LENGTH UNIT CHOICE ............................    3 (M   )
FORCE  UNIT CHOICE ............................    3 (KN  )
MAX PORE PRESSURE TABLE LENGTH.................    1
NO. OF ELEMENT GROUPS REQUIRING ADD. SLIP DOF .    0


IDOFA (01) =  2  Y-DISPL.F
IDOFA (02) =  4   X-ROT. F

 RELEVANT ITEMS UNITS

 STRESSES                  kPa
 Y-DISPLACEMENTS           m
 ROTATIONS                 RADIANS
 BEAM AND SLAB MOMENTS     kN*m/m
 BEAM SHEAR FORCES         kN/m
 ANCHOR FORCES             kN/m
 AXIAL FORCES IN TRUSSES   kN/m
 AXIAL FORCES SPRINGS      kN/m
 Y-REACTIONS               kN/m
 X-MOMENT REACTIONS        kN*m/m
 ETC.
```

```
+-------------------------------------------------------------------------------------------------------------------------+
|                   PARATIEPLUS(TM)   NLS ENGINE RELEASE  2018.0    FULL VERSION  *Build date:Nov 13, 2017*               |
|                                                                                                                         |
|                                    NewProject.BaseDesignSection_28.SISMICAGEO_1273                                      |
|                                   Exe Time : 4 September 2018 18:02:12                                                  |
+-------------------------------------------------------------------------------------------------------------------------+
                   P R E P R O C E S S O R     D A T A

                   N O.  O F   C O M M A N D S     99

    1 : UNIT  m kN
    2 : TITLE New Project
    3 : DELTA 0.2
    4 : option param itemax 40
    5 : option control hinges 0 0.0001 0.001
    6 : WALL LeftWall_32 0 -9.5 0 1
    7 : SOIL 0_L LeftWall_32 -9.5 0 1 0
    8 : SOIL 0_R LeftWall_32 -9.5 0 2 180
    9 : LDATA Rilevato_2_8_L_0 3 LeftWall_32
   10 : ATREST 0.5 0.5 1
   11 : WEIGHT 19 10 10
   12 : PERMEABILITY 0.0001
   13 : RESISTANCE 0 38 0 0 0
   14 : YOUNG 1.5E+04 4.5E+04
   15 : ENDL
   16 : LDATA DI1_164_167_L_0 0 LeftWall_32
   17 : ATREST 0.5 0.5 1
   18 : WEIGHT 16 6 10
   19 : PERMEABILITY 1E-05
   20 : RESISTANCE 0 30 0 0 0
   21 : YOUNG 3E+04 4.8E+04
   22 : ENDL
   23 : LDATA DI2_165_168_L_0 -5 LeftWall_32
   24 : ATREST 0.5 0.5 1
   25 : WEIGHT 16 6 10
   26 : PERMEABILITY 1E-05
   27 : RESISTANCE 1 33 0 0 0
   28 : YOUNG 6.8E+04 1.088E+05
   29 : ENDL
   30 : MATERIAL Fe360_108 2.06E+08
   31 : MATERIAL C2530_104 3.148E+07
   32 : MATERIAL acciaioarmonico_124 2.001E+08
   33 : MATERIAL C2025_103 2.996E+07
   34 : BEAM WallElement_33 LeftWall_32 -9.5 0 C2530_104 0.9794 00 00 0
   35 : WIRE Tieback_175 LeftWall_32 0 acciaioarmonico_124 8.441E-06 138.5 30 0 0
   36 : STRIP LeftWall_32 1 6 1 3.5 0 20 45
   37 : STRIP LeftWall_32 1 6 11 19 2.7 20 45
   38 : STEP Stage1_31
   39 : CHANGE Rilevato_2_8_L_0 U-FRICT=32.01 LeftWall_32
   40 : CHANGE Rilevato_2_8_L_0 D-FRICT=32.01 LeftWall_32
   41 : CHANGE Rilevato_2_8_L_0 U-KA=0.307 LeftWall_32
   42 : CHANGE Rilevato_2_8_L_0 U-KP=4.847 LeftWall_32
   43 : CHANGE Rilevato_2_8_L_0 D-KA=0.307 LeftWall_32
   44 : CHANGE Rilevato_2_8_L_0 D-KP=4.847 LeftWall_32
   45 : CHANGE DI1_164_167_L_0 U-FRICT=24.79 LeftWall_32
   46 : CHANGE DI1_164_167_L_0 D-FRICT=24.79 LeftWall_32
   47 : CHANGE DI1_164_167_L_0 U-KA=0.409 LeftWall_32
   48 : CHANGE DI1_164_167_L_0 U-KP=3.983 LeftWall_32
   49 : CHANGE DI1_164_167_L_0 D-KA=0.409 LeftWall_32
   50 : CHANGE DI1_164_167_L_0 D-KP=3.185 LeftWall_32
   51 : CHANGE DI2_165_168_L_0 U-FRICT=27.45 LeftWall_32
   52 : CHANGE DI2_165_168_L_0 D-FRICT=27.45 LeftWall_32
   53 : CHANGE DI2_165_168_L_0 U-KA=0.369 LeftWall_32
   54 : CHANGE DI2_165_168_L_0 U-KP=4.602 LeftWall_32
   55 : CHANGE DI2_165_168_L_0 D-KA=0.369 LeftWall_32
   56 : CHANGE DI2_165_168_L_0 D-KP=3.695 LeftWall_32
   57 : CHANGE Rilevato_2_8_L_0 U-COHE=0 LeftWall_32
   58 : CHANGE Rilevato_2_8_L_0 U-ADHES=0 LeftWall_32
   59 : CHANGE Rilevato_2_8_L_0 D-COHE=0 LeftWall_32
   60 : CHANGE Rilevato_2_8_L_0 D-ADHES=0 LeftWall_32
   61 : CHANGE DI1_164_167_L_0 U-COHE=0 LeftWall_32
```

```
62 : CHANGE DI1_164_167_L_0 U-ADHES=0 LeftWall_32
63 : CHANGE DI1_164_167_L_0 D-COHE=0 LeftWall_32
64 : CHANGE DI1_164_167_L_0 D-ADHES=0 LeftWall_32
65 : CHANGE DI2_165_168_L_0 U-COHE=0.8 LeftWall_32
66 : CHANGE DI2_165_168_L_0 U-ADHES=0 LeftWall_32
67 : CHANGE DI2_165_168_L_0 D-COHE=0.8 LeftWall_32
68 : CHANGE DI2_165_168_L_0 D-ADHES=0 LeftWall_32
69 : SETWALL LeftWall_32
70 : GEOM 0 0
71 : WATER -18 0 -9.5 0 0
72 : ADD WallElement_33
73 : ENDSTEP
74 : STEP Stage2_183
75 : SETWALL LeftWall_32
76 : GEOM 0 -1
77 : WATER -18 0 -9.5 0 0
78 : ENDSTEP
79 : STEP Stage3_283
80 : SETWALL LeftWall_32
81 : GEOM 0 -1
82 : WATER -18 0 -9.5 0 0
83 : ADD Tieback_175
84 : ENDSTEP
85 : STEP Stage4_383
86 : SETWALL LeftWall_32
87 : GEOM 0 -5.6
88 : WATER -18 0 -9.5 0 0
89 : ENDSTEP
90 : STEP Stage5_744
91 : SETWALL LeftWall_32
92 : GEOM 0 -5.1
93 : WATER -18 0 -9.5 0 0
94 : ENDSTEP
95 : STEP Stage6_2841
96 : SETWALL LeftWall_32
97 : GEOM 0 -5.1
98 : WATER -18 0 -9.5 0 0
99 : ENDSTEP
```

```
+-----------------------------------------------------------------------------------------------------------------------+
|                  PARATIEPLUS(TM)   NLS ENGINE RELEASE  2018.0    FULL VERSION  *Build date:Nov 13, 2017*              |
|                                                                                                                       |
|                                   NewProject.BaseDesignSection_28.SISMICAGEO_1273                                     |
|                                  Exe Time : 4 September 2018 18:02:12                                                 |
+-----------------------------------------------------------------------------------------------------------------------+
N O D A L   P O I N T   D A T A
--------------------------------

NODE     Y-COORD     Z-COORD / NODE     Y-COORD     Z-COORD / NODE     Y-COORD     Z-COORD / NODE     Y-COORD     Z-COORD /

   1  0.0000      0.0000     /    2  0.0000    -0.20000     /    3  0.0000    -0.40000     /    4  0.0000    -0.60000     /
   5  0.0000    -0.80000     /    6  0.0000     -1.0000     /    7  0.0000     -1.2000     /    8  0.0000     -1.4000     /
   9  0.0000     -1.6000     /   10  0.0000     -1.8000     /   11  0.0000     -2.0000     /   12  0.0000     -2.2000     /
  13  0.0000     -2.4000     /   14  0.0000     -2.6000     /   15  0.0000     -2.8000     /   16  0.0000     -3.0000     /
  17  0.0000     -3.2000     /   18  0.0000     -3.4000     /   19  0.0000     -3.6000     /   20  0.0000     -3.8000     /
  21  0.0000     -4.0000     /   22  0.0000     -4.2000     /   23  0.0000     -4.4000     /   24  0.0000     -4.6000     /
  25  0.0000     -4.8000     /   26  0.0000     -5.0000     /   27  0.0000     -5.2000     /   28  0.0000     -5.4000     /
  29  0.0000     -5.6000     /   30  0.0000     -5.8000     /   31  0.0000     -6.0000     /   32  0.0000     -6.2000     /
  33  0.0000     -6.4000     /   34  0.0000     -6.6000     /   35  0.0000     -6.8000     /   36  0.0000     -7.0000     /
  37  0.0000     -7.2000     /   38  0.0000     -7.4000     /   39  0.0000     -7.6000     /   40  0.0000     -7.8000     /
  41  0.0000     -8.0000     /   42  0.0000     -8.2000     /   43  0.0000     -8.4000     /   44  0.0000     -8.6000     /
  45  0.0000     -8.8000     /   46  0.0000     -9.0000     /   47  0.0000     -9.2000     /   48  0.0000     -9.4000     /
  49  0.0000     -9.5000     /
```

```
+-----------------------------------------------------------------------------------------------------------------------+
|                   PARATIEPLUS(TM)   NLS ENGINE RELEASE  2018.0    FULL VERSION  *Build date:Nov 13, 2017*              |
|                                                                                                                       |
|                                    NewProject.BaseDesignSection_28.SISMICAGEO_1273                                    |
|                                   Exe Time : 4 September 2018 18:02:12                                                |
+-----------------------------------------------------------------------------------------------------------------------+
 ELEMENT GROUP NO.  1

0_L                                                                :
   5  49   0   1   0   0   0   0   0   0   0   0   0   0   0   3   0   0   0   0
....................................
..........2D PLASTIC SOIL ..........
....................................

element group behaviour throughout stage analysis

stage   status
-------------------
    1   active
    2   active
    3   active
    4   active
    5   active
    6   active

 material set no.    1

 prop( 1) angle              0.00000
 prop( 2) layer as foreseen  1.00000


 material set no.    2

 prop( 1) angle              0.00000
 prop( 2) layer as foreseen  2.00000


 material set no.    3

 prop( 1) angle              0.00000
 prop( 2) layer as foreseen  3.00000


 element data

   el    n  mat      area     .....     .....     .....      flag
-----------------------------------------------------------------

    1    1    2   0.1000     0.000     0.000     0.000     1.000
    2    2    2   0.2000     0.000     0.000     0.000     1.000
    3    3    2   0.2000     0.000     0.000     0.000     1.000
    4    4    2   0.2000     0.000     0.000     0.000     1.000
    5    5    2   0.2000     0.000     0.000     0.000     1.000
    6    6    2   0.2000     0.000     0.000     0.000     1.000
    7    7    2   0.2000     0.000     0.000     0.000     1.000
    8    8    2   0.2000     0.000     0.000     0.000     1.000
    9    9    2   0.2000     0.000     0.000     0.000     1.000
   10   10    2   0.2000     0.000     0.000     0.000     1.000
   11   11    2   0.2000     0.000     0.000     0.000     1.000
   12   12    2   0.2000     0.000     0.000     0.000     1.000
   13   13    2   0.2000     0.000     0.000     0.000     1.000
   14   14    2   0.2000     0.000     0.000     0.000     1.000
   15   15    2   0.2000     0.000     0.000     0.000     1.000
   16   16    2   0.2000     0.000     0.000     0.000     1.000
   17   17    2   0.2000     0.000     0.000     0.000     1.000
   18   18    2   0.2000     0.000     0.000     0.000     1.000
   19   19    2   0.2000     0.000     0.000     0.000     1.000
   20   20    2   0.2000     0.000     0.000     0.000     1.000
   21   21    2   0.2000     0.000     0.000     0.000     1.000
   22   22    2   0.2000     0.000     0.000     0.000     1.000
   23   23    2   0.2000     0.000     0.000     0.000     1.000
```

24	24	2	0.2000	0.000	0.000	0.000	1.000
25	25	2	0.2000	0.000	0.000	0.000	1.000
26	26	2	0.2000	0.000	0.000	0.000	1.000
27	27	3	0.2000	0.000	0.000	0.000	1.000
28	28	3	0.2000	0.000	0.000	0.000	1.000
29	29	3	0.2000	0.000	0.000	0.000	1.000
30	30	3	0.2000	0.000	0.000	0.000	1.000
31	31	3	0.2000	0.000	0.000	0.000	1.000
32	32	3	0.2000	0.000	0.000	0.000	1.000
33	33	3	0.2000	0.000	0.000	0.000	1.000
34	34	3	0.2000	0.000	0.000	0.000	1.000
35	35	3	0.2000	0.000	0.000	0.000	1.000
36	36	3	0.2000	0.000	0.000	0.000	1.000
37	37	3	0.2000	0.000	0.000	0.000	1.000
38	38	3	0.2000	0.000	0.000	0.000	1.000
39	39	3	0.2000	0.000	0.000	0.000	1.000
40	40	3	0.2000	0.000	0.000	0.000	1.000
41	41	3	0.2000	0.000	0.000	0.000	1.000
42	42	3	0.2000	0.000	0.000	0.000	1.000
43	43	3	0.2000	0.000	0.000	0.000	1.000
44	44	3	0.2000	0.000	0.000	0.000	1.000
45	45	3	0.2000	0.000	0.000	0.000	1.000
46	46	3	0.2000	0.000	0.000	0.000	1.000
47	47	3	0.2000	0.000	0.000	0.000	1.000
48	48	3	0.1500	0.000	0.000	0.000	1.000
49	49	3	0.5000E-01	0.000	0.000	0.000	1.000

```
+-----------------------------------------------------------------------------------------------------------------------+
|                   PARATIEPLUS(TM)   NLS ENGINE RELEASE  2018.0    FULL VERSION  *Build date:Nov 13, 2017*              |
|                                                                                                                       |
|                                    NewProject.BaseDesignSection_28.SISMICAGEO_1273                                    |
|                                   Exe Time : 4 September 2018 18:02:12                                                |
+-----------------------------------------------------------------------------------------------------------------------+
 ELEMENT GROUP NO.  2

0_R                                                                :
   5  49   0   1   0   0   0   0   0   0   0   0   0   0   0   3   0   0   0   0
....................................
..........2D PLASTIC SOIL ..........
....................................

element group behaviour throughout stage analysis

stage   status
-------------------
    1   active
    2   active
    3   active
    4   active
    5   active
    6   active

 material set no.    1

 prop( 1) angle              180.000
 prop( 2) layer as foreseen  1.00000


 material set no.    2

 prop( 1) angle              180.000
 prop( 2) layer as foreseen  2.00000


 material set no.    3

 prop( 1) angle              180.000
 prop( 2) layer as foreseen  3.00000


 element data

   el    n  mat      area     .....     .....     .....      flag
-----------------------------------------------------------------

    1    1    2   0.1000     0.000     0.000     0.000     2.000
    2    2    2   0.2000     0.000     0.000     0.000     2.000
    3    3    2   0.2000     0.000     0.000     0.000     2.000
    4    4    2   0.2000     0.000     0.000     0.000     2.000
    5    5    2   0.2000     0.000     0.000     0.000     2.000
    6    6    2   0.2000     0.000     0.000     0.000     2.000
    7    7    2   0.2000     0.000     0.000     0.000     2.000
    8    8    2   0.2000     0.000     0.000     0.000     2.000
    9    9    2   0.2000     0.000     0.000     0.000     2.000
   10   10    2   0.2000     0.000     0.000     0.000     2.000
   11   11    2   0.2000     0.000     0.000     0.000     2.000
   12   12    2   0.2000     0.000     0.000     0.000     2.000
   13   13    2   0.2000     0.000     0.000     0.000     2.000
   14   14    2   0.2000     0.000     0.000     0.000     2.000
   15   15    2   0.2000     0.000     0.000     0.000     2.000
   16   16    2   0.2000     0.000     0.000     0.000     2.000
   17   17    2   0.2000     0.000     0.000     0.000     2.000
   18   18    2   0.2000     0.000     0.000     0.000     2.000
   19   19    2   0.2000     0.000     0.000     0.000     2.000
   20   20    2   0.2000     0.000     0.000     0.000     2.000
   21   21    2   0.2000     0.000     0.000     0.000     2.000
   22   22    2   0.2000     0.000     0.000     0.000     2.000
   23   23    2   0.2000     0.000     0.000     0.000     2.000
```

24	24	2	0.2000	0.000	0.000	0.000	2.000
25	25	2	0.2000	0.000	0.000	0.000	2.000
26	26	2	0.2000	0.000	0.000	0.000	2.000
27	27	3	0.2000	0.000	0.000	0.000	2.000
28	28	3	0.2000	0.000	0.000	0.000	2.000
29	29	3	0.2000	0.000	0.000	0.000	2.000
30	30	3	0.2000	0.000	0.000	0.000	2.000
31	31	3	0.2000	0.000	0.000	0.000	2.000
32	32	3	0.2000	0.000	0.000	0.000	2.000
33	33	3	0.2000	0.000	0.000	0.000	2.000
34	34	3	0.2000	0.000	0.000	0.000	2.000
35	35	3	0.2000	0.000	0.000	0.000	2.000
36	36	3	0.2000	0.000	0.000	0.000	2.000
37	37	3	0.2000	0.000	0.000	0.000	2.000
38	38	3	0.2000	0.000	0.000	0.000	2.000
39	39	3	0.2000	0.000	0.000	0.000	2.000
40	40	3	0.2000	0.000	0.000	0.000	2.000
41	41	3	0.2000	0.000	0.000	0.000	2.000
42	42	3	0.2000	0.000	0.000	0.000	2.000
43	43	3	0.2000	0.000	0.000	0.000	2.000
44	44	3	0.2000	0.000	0.000	0.000	2.000
45	45	3	0.2000	0.000	0.000	0.000	2.000
46	46	3	0.2000	0.000	0.000	0.000	2.000
47	47	3	0.2000	0.000	0.000	0.000	2.000
48	48	3	0.1500	0.000	0.000	0.000	2.000
49	49	3	0.5000E-01	0.000	0.000	0.000	2.000

```
+-------------------------------------------------------------------------------------------------------------------------------+
|                   PARATIEPLUS(TM)   NLS ENGINE RELEASE  2018.0    FULL VERSION  *Build date:Nov 13, 2017*                     |
|                                                                                                                               |
|                                    NewProject.BaseDesignSection_28.SISMICAGEO_1273                                            |
|                                   Exe Time : 4 September 2018 18:02:12                                                        |
+-------------------------------------------------------------------------------------------------------------------------------+
 ELEMENT GROUP NO.  3

WallElement_33                                                :
   2  48   0   1   0   0   0   0   0   0   0   0   0   0   0   1   0   0   1   0
.....................................
.........2D WALL ELEMENT...........
.....................................

element group behaviour throughout stage analysis

stage   status
------------------
    1   active
    2   active
    3   active
    4   active
    5   active
    6   active

 material set no.    1

 prop( 1) young modulus      0.314800E+08
 prop( 2) modification  time  0.00000
 prop( 3) new young modulus   0.00000
 prop( 4) poisson ratio       0.00000
 prop( 5) future .............0.294300E-43

 no. of step variable items:     1
 step  inertia multipier
--------------------------
    1   1.000
    2   1.000
    3   1.000
    4   1.000
    5   1.000
    6   1.000

 element data

   el   na   nb  mat      erc1      erc2     thick      by-i      by-j
-------------------------------------------------------------

    1    1    2    1    0.000     0.000    0.9794     0.000     0.000
    2    2    3    1    0.000     0.000    0.9794     0.000     0.000
    3    3    4    1    0.000     0.000    0.9794     0.000     0.000
    4    4    5    1    0.000     0.000    0.9794     0.000     0.000
    5    5    6    1    0.000     0.000    0.9794     0.000     0.000
    6    6    7    1    0.000     0.000    0.9794     0.000     0.000
    7    7    8    1    0.000     0.000    0.9794     0.000     0.000
    8    8    9    1    0.000     0.000    0.9794     0.000     0.000
    9    9   10    1    0.000     0.000    0.9794     0.000     0.000
   10   10   11    1    0.000     0.000    0.9794     0.000     0.000
   11   11   12    1    0.000     0.000    0.9794     0.000     0.000
   12   12   13    1    0.000     0.000    0.9794     0.000     0.000
   13   13   14    1    0.000     0.000    0.9794     0.000     0.000
   14   14   15    1    0.000     0.000    0.9794     0.000     0.000
   15   15   16    1    0.000     0.000    0.9794     0.000     0.000
   16   16   17    1    0.000     0.000    0.9794     0.000     0.000
   17   17   18    1    0.000     0.000    0.9794     0.000     0.000
   18   18   19    1    0.000     0.000    0.9794     0.000     0.000
   19   19   20    1    0.000     0.000    0.9794     0.000     0.000
   20   20   21    1    0.000     0.000    0.9794     0.000     0.000
   21   21   22    1    0.000     0.000    0.9794     0.000     0.000
   22   22   23    1    0.000     0.000    0.9794     0.000     0.000
   23   23   24    1    0.000     0.000    0.9794     0.000     0.000
```

24	24	25	1	0.000	0.000	0.9794	0.000	0.000
25	25	26	1	0.000	0.000	0.9794	0.000	0.000
26	26	27	1	0.000	0.000	0.9794	0.000	0.000
27	27	28	1	0.000	0.000	0.9794	0.000	0.000
28	28	29	1	0.000	0.000	0.9794	0.000	0.000
29	29	30	1	0.000	0.000	0.9794	0.000	0.000
30	30	31	1	0.000	0.000	0.9794	0.000	0.000
31	31	32	1	0.000	0.000	0.9794	0.000	0.000
32	32	33	1	0.000	0.000	0.9794	0.000	0.000
33	33	34	1	0.000	0.000	0.9794	0.000	0.000
34	34	35	1	0.000	0.000	0.9794	0.000	0.000
35	35	36	1	0.000	0.000	0.9794	0.000	0.000
36	36	37	1	0.000	0.000	0.9794	0.000	0.000
37	37	38	1	0.000	0.000	0.9794	0.000	0.000
38	38	39	1	0.000	0.000	0.9794	0.000	0.000
39	39	40	1	0.000	0.000	0.9794	0.000	0.000
40	40	41	1	0.000	0.000	0.9794	0.000	0.000
41	41	42	1	0.000	0.000	0.9794	0.000	0.000
42	42	43	1	0.000	0.000	0.9794	0.000	0.000
43	43	44	1	0.000	0.000	0.9794	0.000	0.000
44	44	45	1	0.000	0.000	0.9794	0.000	0.000
45	45	46	1	0.000	0.000	0.9794	0.000	0.000
46	46	47	1	0.000	0.000	0.9794	0.000	0.000
47	47	48	1	0.000	0.000	0.9794	0.000	0.000
48	48	49	1	0.000	0.000	0.9794	0.000	0.000

```
+-------------------------------------------------------------------------------------------------------------------------------+
|                   PARATIEPLUS(TM)   NLS ENGINE RELEASE  2018.0    FULL VERSION  *Build date:Nov 13, 2017*                    |
|                                                                                                                               |
|                                    NewProject.BaseDesignSection_28.SISMICAGEO_1273                                            |
|                                   Exe Time : 4 September 2018 18:02:12                                                        |
+-------------------------------------------------------------------------------------------------------------------------------+
 ELEMENT GROUP NO.  4

Tieback_175                                                 :
   6   1   0   1   0   0   0   0   0   0   0   0   0   0   0   1   0   0   2   0
.....................................
.........2D POST-TENSION ANCHOR....
.....................................

element group behaviour throughout stage analysis

stage   status
------------------
    1  inactive
    2  inactive
    3   active
    4   active
    5   active
    6   active

 material set no.    1

 prop( 1) angle          30.0000
 prop( 2) young modulus 0.200100E+09
 prop( 3) modification  time  0.00000
 prop( 4) new young modulus   0.00000

 no. of step variable items:     2
 step   -ve lim     +ve lim
-----------------------------
    1   0.000       0.000
    2   0.000       0.000
    3   0.000       0.000
    4   0.000       0.000
    5   0.000       0.000
    6   0.000       0.000

 element data

   el    n  mat       a/l     pinit    yieldc    yieldt
-----------------------------------------------------------

    1    1    1   0.8441E-05 138.5     0.000     0.000
```

```
+-------------------------------------------------------------------------------------------------------------------------+
|                   PARATIEPLUS(TM)   NLS ENGINE RELEASE  2018.0    FULL VERSION  *Build date:Nov 13, 2017*              |
|                                                                                                                         |
|                                    NewProject.BaseDesignSection_28.SISMICAGEO_1273                                      |
|                                   Exe Time : 4 September 2018 18:02:12                                                  |
+-------------------------------------------------------------------------------------------------------------------------+


NO. OF NODAL LOADS  (NLOAD) ...................    0
NO. OF LOAD CURVES  (NLCUR) ...................   12
MAXIMUM POINTS/LCURVE (NPTM)...................    5
```

```
+-------------------------------------------------------------------------------------------------------------------------+
|                  PARATIEPLUS(TM)   NLS ENGINE RELEASE  2018.0    FULL VERSION  *Build date:Nov 13, 2017*              |
|                                                                                                                         |
|                                    NewProject.BaseDesignSection_28.SISMICAGEO_1273                                      |
|                                   Exe Time : 4 September 2018 18:02:12                                                  |
+-------------------------------------------------------------------------------------------------------------------------+
L O A D     D A T A


    LOAD FUNCTION NUMBER   =    1
    NUMBER OF TIME POINTS  =    5

    TIME VALUE      FUNCTION

       0.00000    0.0000E+00
       0.80000    0.0000E+00
       1.00000    0.1000E+01
       1.20000    0.0000E+00
       7.00000    0.0000E+00


    LOAD FUNCTION NUMBER   =    2
    NUMBER OF TIME POINTS  =    5

    TIME VALUE      FUNCTION

       0.00000    0.0000E+00
       1.80000    0.0000E+00
       2.00000    0.1000E+01
       2.20000    0.0000E+00
       7.00000    0.0000E+00


    LOAD FUNCTION NUMBER   =    3
    NUMBER OF TIME POINTS  =    5

    TIME VALUE      FUNCTION

       0.00000    0.0000E+00
       2.80000    0.0000E+00
       3.00000    0.1000E+01
       3.20000    0.0000E+00
       7.00000    0.0000E+00


    LOAD FUNCTION NUMBER   =    4
    NUMBER OF TIME POINTS  =    5

    TIME VALUE      FUNCTION

       0.00000    0.0000E+00
       3.80000    0.0000E+00
       4.00000    0.1000E+01
       4.20000    0.0000E+00
       7.00000    0.0000E+00


    LOAD FUNCTION NUMBER   =    5
    NUMBER OF TIME POINTS  =    5

    TIME VALUE      FUNCTION

       0.00000    0.0000E+00
       4.80000    0.0000E+00
       5.00000    0.1000E+01
       5.20000    0.0000E+00
```

```
   7.00000    0.0000E+00


LOAD FUNCTION NUMBER   =    6
NUMBER OF TIME POINTS  =    5

TIME VALUE      FUNCTION

   0.00000    0.0000E+00
   5.80000    0.0000E+00
   6.00000    0.1000E+01
   6.20000    0.0000E+00
   7.00000    0.0000E+00


LOAD FUNCTION NUMBER   =    7
NUMBER OF TIME POINTS  =    4

TIME VALUE      FUNCTION

   0.00000    0.0000E+00
   0.80000    0.0000E+00
   1.00000    0.1000E+01
   7.00000    0.1000E+01


LOAD FUNCTION NUMBER   =    8
NUMBER OF TIME POINTS  =    4

TIME VALUE      FUNCTION

   0.00000    0.0000E+00
   1.80000    0.0000E+00
   2.00000    0.1000E+01
   7.00000    0.1000E+01


LOAD FUNCTION NUMBER   =    9
NUMBER OF TIME POINTS  =    4

TIME VALUE      FUNCTION

   0.00000    0.0000E+00
   2.80000    0.0000E+00
   3.00000    0.1000E+01
   7.00000    0.1000E+01


LOAD FUNCTION NUMBER   =   10
NUMBER OF TIME POINTS  =    4

TIME VALUE      FUNCTION

   0.00000    0.0000E+00
   3.80000    0.0000E+00
   4.00000    0.1000E+01
   7.00000    0.1000E+01


LOAD FUNCTION NUMBER   =   11
NUMBER OF TIME POINTS  =    4

TIME VALUE      FUNCTION

   0.00000    0.0000E+00
   4.80000    0.0000E+00
   5.00000    0.1000E+01
   7.00000    0.1000E+01
```

```
     LOAD FUNCTION NUMBER   =   12
     NUMBER OF TIME POINTS  =    4

     TIME VALUE      FUNCTION

        0.00000    0.0000E+00
        5.80000    0.0000E+00
        6.00000    0.1000E+01
        7.00000    0.1000E+01


 NO. OF DISTRIBUTED LOAD CARDS     0
```

```
+-------------------------------------------------------------------------------------------------------------------------+
|                   PARATIEPLUS(TM)   NLS ENGINE RELEASE  2018.0    FULL VERSION  *Build date:Nov 13, 2017*              |
|                                                                                                                         |
|                                    NewProject.BaseDesignSection_28.SISMICAGEO_1273                                      |
|                                   Exe Time : 4 September 2018 18:02:12                                                  |
+-------------------------------------------------------------------------------------------------------------------------+
L O A D     B A L A N C E

STEP     1 TOTAL APPLIED LOAD IN DIR.  2  Y-DISPL.F       0.0000000
STEP     1 TOTAL APPLIED LOAD IN DIR.  4   X-ROT. F       0.0000000

STEP     2 TOTAL APPLIED LOAD IN DIR.  2  Y-DISPL.F       0.0000000
STEP     2 TOTAL APPLIED LOAD IN DIR.  4   X-ROT. F       0.0000000

STEP     3 TOTAL APPLIED LOAD IN DIR.  2  Y-DISPL.F       0.0000000
STEP     3 TOTAL APPLIED LOAD IN DIR.  4   X-ROT. F       0.0000000

STEP     4 TOTAL APPLIED LOAD IN DIR.  2  Y-DISPL.F       0.0000000
STEP     4 TOTAL APPLIED LOAD IN DIR.  4   X-ROT. F       0.0000000

STEP     5 TOTAL APPLIED LOAD IN DIR.  2  Y-DISPL.F       0.0000000
STEP     5 TOTAL APPLIED LOAD IN DIR.  4   X-ROT. F       0.0000000

STEP     6 TOTAL APPLIED LOAD IN DIR.  2  Y-DISPL.F       0.0000000
STEP     6 TOTAL APPLIED LOAD IN DIR.  4   X-ROT. F       0.0000000


                    LOAD INPUT SECTION COMPLETED
```

```
+-------------------------------------------------------------------------------------------------------------------------+
|                   PARATIEPLUS(TM)   NLS ENGINE RELEASE  2018.0    FULL VERSION  *Build date:Nov 13, 2017*              |
|                                                                                                                         |
|                                    NewProject.BaseDesignSection_28.SISMICAGEO_1273                                      |
|                                   Exe Time : 4 September 2018 18:02:12                                                  |
+-------------------------------------------------------------------------------------------------------------------------+


NO. OF LAYERS ..............................    3
NO. OF DATA PER LAYER.......................  100
```

```
+-------------------------------------------------------------------------------------------------------------------------+
|                   PARATIEPLUS(TM)   NLS ENGINE RELEASE  2018.0    FULL VERSION  *Build date:Nov 13, 2017*               |
|                                                                                                                         |
|                                    NewProject.BaseDesignSection_28.SISMICAGEO_1273                                      |
|                                   Exe Time : 4 September 2018 18:02:12                                                  |
+-------------------------------------------------------------------------------------------------------------------------+

LAYER DESCRIPTORS FOR STEP NO.    1


 NON ZERO LAYER DESCRIPTORS FOR LAYER NO.    1 FOR STEP NO.    1

ITEM NO.   1<NAME    >=  16.000     (BOTH WALLS)
ITEM NO.   2<NATURE  >=  1.0000     (BOTH WALLS)
ITEM NO.   3<LEVEL   >=  3.0000     (BOTH WALLS)
ITEM NO.   4<WALL    >=  1.0000     (BOTH WALLS)
ITEM NO.   5<GAMMAD  >=  19.000     (BOTH WALLS)
ITEM NO.   6<GAMMAB  >=  10.000     (BOTH WALLS)
ITEM NO.   7<GAMMAW  >=  10.000     (BOTH WALLS)
ITEM NO.   9<U-FRICT >=  32.010     WALL NO.        1
ITEM NO.   9<U-FRICT >=  38.000     WALL NO.        2
ITEM NO.  10<U-KA    >= 0.30700     WALL NO.        1
ITEM NO.  11<U-KP    >=  4.8470     WALL NO.        1
ITEM NO.  12<K0-NC   >= 0.50000     (BOTH WALLS)
ITEM NO.  13<NEXP    >= 0.50000     (BOTH WALLS)
ITEM NO.  14<OCR     >=  1.0000     (BOTH WALLS)
ITEM NO.  16<MODEL   >=  1.0000     (BOTH WALLS)
ITEM NO.  17<EVC     >=  15000.     (BOTH WALLS)
ITEM NO.  18<EUR     >=  45000.     (BOTH WALLS)
ITEM NO.  27<U-PERM  >= 0.10000E-03 (BOTH WALLS)
ITEM NO.  52<D-NATURE>=  1.0000     (BOTH WALLS)
ITEM NO.  53<D-LEVEL >=  0.0000     (BOTH WALLS)
ITEM NO.  59<D-FRICT >=  32.010     WALL NO.        1
ITEM NO.  59<D-FRICT >=  38.000     WALL NO.        2
ITEM NO.  60<D-KA    >= 0.30700     WALL NO.        1
ITEM NO.  61<D-KP    >=  4.8470     WALL NO.        1
ITEM NO.  77<D-PERM  >= 0.10000E-03 (BOTH WALLS)

 NON ZERO LAYER DESCRIPTORS FOR LAYER NO.    2 FOR STEP NO.    1

ITEM NO.   1<NAME    >=  17.000     (BOTH WALLS)
ITEM NO.   2<NATURE  >=  1.0000     (BOTH WALLS)
ITEM NO.   3<LEVEL   >=  0.0000     (BOTH WALLS)
ITEM NO.   4<WALL    >=  1.0000     (BOTH WALLS)
ITEM NO.   5<GAMMAD  >=  16.000     (BOTH WALLS)
ITEM NO.   6<GAMMAB  >=  6.0000     (BOTH WALLS)
ITEM NO.   7<GAMMAW  >=  10.000     (BOTH WALLS)
ITEM NO.   9<U-FRICT >=  24.790     WALL NO.        1
ITEM NO.   9<U-FRICT >=  30.000     WALL NO.        2
ITEM NO.  10<U-KA    >= 0.40900     WALL NO.        1
ITEM NO.  11<U-KP    >=  3.9830     WALL NO.        1
ITEM NO.  12<K0-NC   >= 0.50000     (BOTH WALLS)
ITEM NO.  13<NEXP    >= 0.50000     (BOTH WALLS)
ITEM NO.  14<OCR     >=  1.0000     (BOTH WALLS)
ITEM NO.  16<MODEL   >=  1.0000     (BOTH WALLS)
ITEM NO.  17<EVC     >=  30000.     (BOTH WALLS)
ITEM NO.  18<EUR     >=  48000.     (BOTH WALLS)
ITEM NO.  27<U-PERM  >= 0.10000E-04 (BOTH WALLS)
ITEM NO.  52<D-NATURE>=  1.0000     (BOTH WALLS)
ITEM NO.  53<D-LEVEL >=  0.0000     (BOTH WALLS)
ITEM NO.  59<D-FRICT >=  24.790     WALL NO.        1
ITEM NO.  59<D-FRICT >=  30.000     WALL NO.        2
ITEM NO.  60<D-KA    >= 0.40900     WALL NO.        1
ITEM NO.  61<D-KP    >=  3.1850     WALL NO.        1
ITEM NO.  77<D-PERM  >= 0.10000E-04 (BOTH WALLS)

 NON ZERO LAYER DESCRIPTORS FOR LAYER NO.    3 FOR STEP NO.    1

ITEM NO.   1<NAME    >=  18.000     (BOTH WALLS)
ITEM NO.   2<NATURE  >=  1.0000     (BOTH WALLS)
ITEM NO.   3<LEVEL   >= -5.0000     (BOTH WALLS)
```

```
ITEM NO.   4<WALL    >=  1.0000     (BOTH WALLS)
ITEM NO.   5<GAMMAD  >=  16.000     (BOTH WALLS)
ITEM NO.   6<GAMMAB  >=  6.0000     (BOTH WALLS)
ITEM NO.   7<GAMMAW  >=  10.000     (BOTH WALLS)
ITEM NO.   8<U-COHE  >= 0.80000     WALL NO.        1
ITEM NO.   8<U-COHE  >=  1.0000     WALL NO.        2
ITEM NO.   9<U-FRICT >=  27.450     WALL NO.        1
ITEM NO.   9<U-FRICT >=  33.000     WALL NO.        2
ITEM NO.  10<U-KA    >= 0.36900     WALL NO.        1
ITEM NO.  11<U-KP    >=  4.6020     WALL NO.        1
ITEM NO.  12<K0-NC   >= 0.50000     (BOTH WALLS)
ITEM NO.  13<NEXP    >= 0.50000     (BOTH WALLS)
ITEM NO.  14<OCR     >=  1.0000     (BOTH WALLS)
ITEM NO.  16<MODEL   >=  1.0000     (BOTH WALLS)
ITEM NO.  17<EVC     >=  68000.     (BOTH WALLS)
ITEM NO.  18<EUR     >= 0.10880E+06 (BOTH WALLS)
ITEM NO.  27<U-PERM  >= 0.10000E-04 (BOTH WALLS)
ITEM NO.  52<D-NATURE>=  1.0000     (BOTH WALLS)
ITEM NO.  53<D-LEVEL >=  0.0000     (BOTH WALLS)
ITEM NO.  58<D-COHE  >= 0.80000     WALL NO.        1
ITEM NO.  58<D-COHE  >=  1.0000     WALL NO.        2
ITEM NO.  59<D-FRICT >=  27.450     WALL NO.        1
ITEM NO.  59<D-FRICT >=  33.000     WALL NO.        2
ITEM NO.  60<D-KA    >= 0.36900     WALL NO.        1
ITEM NO.  61<D-KP    >=  3.6950     WALL NO.        1
ITEM NO.  77<D-PERM  >= 0.10000E-04 (BOTH WALLS)

LAYER DESCRIPTORS FOR STEP NO.    2


 NON ZERO LAYER DESCRIPTORS FOR LAYER NO.    1 FOR STEP NO.    2

ITEM NO.   1<NAME    >=  16.000     (BOTH WALLS)
ITEM NO.   2<NATURE  >=  1.0000     (BOTH WALLS)
ITEM NO.   3<LEVEL   >=  3.0000     (BOTH WALLS)
ITEM NO.   4<WALL    >=  1.0000     (BOTH WALLS)
ITEM NO.   5<GAMMAD  >=  19.000     (BOTH WALLS)
ITEM NO.   6<GAMMAB  >=  10.000     (BOTH WALLS)
ITEM NO.   7<GAMMAW  >=  10.000     (BOTH WALLS)
ITEM NO.   9<U-FRICT >=  32.010     WALL NO.        1
ITEM NO.   9<U-FRICT >=  38.000     WALL NO.        2
ITEM NO.  10<U-KA    >= 0.30700     WALL NO.        1
ITEM NO.  11<U-KP    >=  4.8470     WALL NO.        1
ITEM NO.  12<K0-NC   >= 0.50000     (BOTH WALLS)
ITEM NO.  13<NEXP    >= 0.50000     (BOTH WALLS)
ITEM NO.  14<OCR     >=  1.0000     (BOTH WALLS)
ITEM NO.  16<MODEL   >=  1.0000     (BOTH WALLS)
ITEM NO.  17<EVC     >=  15000.     (BOTH WALLS)
ITEM NO.  18<EUR     >=  45000.     (BOTH WALLS)
ITEM NO.  27<U-PERM  >= 0.10000E-03 (BOTH WALLS)
ITEM NO.  52<D-NATURE>=  1.0000     (BOTH WALLS)
ITEM NO.  53<D-LEVEL >=  0.0000     (BOTH WALLS)
ITEM NO.  59<D-FRICT >=  32.010     WALL NO.        1
ITEM NO.  59<D-FRICT >=  38.000     WALL NO.        2
ITEM NO.  60<D-KA    >= 0.30700     WALL NO.        1
ITEM NO.  61<D-KP    >=  4.8470     WALL NO.        1
ITEM NO.  77<D-PERM  >= 0.10000E-03 (BOTH WALLS)

 NON ZERO LAYER DESCRIPTORS FOR LAYER NO.    2 FOR STEP NO.    2

ITEM NO.   1<NAME    >=  17.000     (BOTH WALLS)
ITEM NO.   2<NATURE  >=  1.0000     (BOTH WALLS)
ITEM NO.   3<LEVEL   >=  0.0000     (BOTH WALLS)
ITEM NO.   4<WALL    >=  1.0000     (BOTH WALLS)
ITEM NO.   5<GAMMAD  >=  16.000     (BOTH WALLS)
ITEM NO.   6<GAMMAB  >=  6.0000     (BOTH WALLS)
ITEM NO.   7<GAMMAW  >=  10.000     (BOTH WALLS)
ITEM NO.   9<U-FRICT >=  24.790     WALL NO.        1
ITEM NO.   9<U-FRICT >=  30.000     WALL NO.        2
ITEM NO.  10<U-KA    >= 0.40900     WALL NO.        1
ITEM NO.  11<U-KP    >=  3.9830     WALL NO.        1
ITEM NO.  12<K0-NC   >= 0.50000     (BOTH WALLS)
ITEM NO.  13<NEXP    >= 0.50000     (BOTH WALLS)
ITEM NO.  14<OCR     >=  1.0000     (BOTH WALLS)
```

```
ITEM NO.  16<MODEL   >=  1.0000     (BOTH WALLS)
ITEM NO.  17<EVC     >=  30000.     (BOTH WALLS)
ITEM NO.  18<EUR     >=  48000.     (BOTH WALLS)
ITEM NO.  27<U-PERM  >= 0.10000E-04 (BOTH WALLS)
ITEM NO.  52<D-NATURE>=  1.0000     (BOTH WALLS)
ITEM NO.  53<D-LEVEL >=  0.0000     (BOTH WALLS)
ITEM NO.  59<D-FRICT >=  24.790     WALL NO.        1
ITEM NO.  59<D-FRICT >=  30.000     WALL NO.        2
ITEM NO.  60<D-KA    >= 0.40900     WALL NO.        1
ITEM NO.  61<D-KP    >=  3.1850     WALL NO.        1
ITEM NO.  77<D-PERM  >= 0.10000E-04 (BOTH WALLS)

 NON ZERO LAYER DESCRIPTORS FOR LAYER NO.    3 FOR STEP NO.    2

ITEM NO.   1<NAME    >=  18.000     (BOTH WALLS)
ITEM NO.   2<NATURE  >=  1.0000     (BOTH WALLS)
ITEM NO.   3<LEVEL   >= -5.0000     (BOTH WALLS)
ITEM NO.   4<WALL    >=  1.0000     (BOTH WALLS)
ITEM NO.   5<GAMMAD  >=  16.000     (BOTH WALLS)
ITEM NO.   6<GAMMAB  >=  6.0000     (BOTH WALLS)
ITEM NO.   7<GAMMAW  >=  10.000     (BOTH WALLS)
ITEM NO.   8<U-COHE  >= 0.80000     WALL NO.        1
ITEM NO.   8<U-COHE  >=  1.0000     WALL NO.        2
ITEM NO.   9<U-FRICT >=  27.450     WALL NO.        1
ITEM NO.   9<U-FRICT >=  33.000     WALL NO.        2
ITEM NO.  10<U-KA    >= 0.36900     WALL NO.        1
ITEM NO.  11<U-KP    >=  4.6020     WALL NO.        1
ITEM NO.  12<K0-NC   >= 0.50000     (BOTH WALLS)
ITEM NO.  13<NEXP    >= 0.50000     (BOTH WALLS)
ITEM NO.  14<OCR     >=  1.0000     (BOTH WALLS)
ITEM NO.  16<MODEL   >=  1.0000     (BOTH WALLS)
ITEM NO.  17<EVC     >=  68000.     (BOTH WALLS)
ITEM NO.  18<EUR     >= 0.10880E+06 (BOTH WALLS)
ITEM NO.  27<U-PERM  >= 0.10000E-04 (BOTH WALLS)
ITEM NO.  52<D-NATURE>=  1.0000     (BOTH WALLS)
ITEM NO.  53<D-LEVEL >=  0.0000     (BOTH WALLS)
ITEM NO.  58<D-COHE  >= 0.80000     WALL NO.        1
ITEM NO.  58<D-COHE  >=  1.0000     WALL NO.        2
ITEM NO.  59<D-FRICT >=  27.450     WALL NO.        1
ITEM NO.  59<D-FRICT >=  33.000     WALL NO.        2
ITEM NO.  60<D-KA    >= 0.36900     WALL NO.        1
ITEM NO.  61<D-KP    >=  3.6950     WALL NO.        1
ITEM NO.  77<D-PERM  >= 0.10000E-04 (BOTH WALLS)

LAYER DESCRIPTORS FOR STEP NO.    3


 NON ZERO LAYER DESCRIPTORS FOR LAYER NO.    1 FOR STEP NO.    3

ITEM NO.   1<NAME    >=  16.000     (BOTH WALLS)
ITEM NO.   2<NATURE  >=  1.0000     (BOTH WALLS)
ITEM NO.   3<LEVEL   >=  3.0000     (BOTH WALLS)
ITEM NO.   4<WALL    >=  1.0000     (BOTH WALLS)
ITEM NO.   5<GAMMAD  >=  19.000     (BOTH WALLS)
ITEM NO.   6<GAMMAB  >=  10.000     (BOTH WALLS)
ITEM NO.   7<GAMMAW  >=  10.000     (BOTH WALLS)
ITEM NO.   9<U-FRICT >=  32.010     WALL NO.        1
ITEM NO.   9<U-FRICT >=  38.000     WALL NO.        2
ITEM NO.  10<U-KA    >= 0.30700     WALL NO.        1
ITEM NO.  11<U-KP    >=  4.8470     WALL NO.        1
ITEM NO.  12<K0-NC   >= 0.50000     (BOTH WALLS)
ITEM NO.  13<NEXP    >= 0.50000     (BOTH WALLS)
ITEM NO.  14<OCR     >=  1.0000     (BOTH WALLS)
ITEM NO.  16<MODEL   >=  1.0000     (BOTH WALLS)
ITEM NO.  17<EVC     >=  15000.     (BOTH WALLS)
ITEM NO.  18<EUR     >=  45000.     (BOTH WALLS)
ITEM NO.  27<U-PERM  >= 0.10000E-03 (BOTH WALLS)
ITEM NO.  52<D-NATURE>=  1.0000     (BOTH WALLS)
ITEM NO.  53<D-LEVEL >=  0.0000     (BOTH WALLS)
ITEM NO.  59<D-FRICT >=  32.010     WALL NO.        1
ITEM NO.  59<D-FRICT >=  38.000     WALL NO.        2
ITEM NO.  60<D-KA    >= 0.30700     WALL NO.        1
ITEM NO.  61<D-KP    >=  4.8470     WALL NO.        1
ITEM NO.  77<D-PERM  >= 0.10000E-03 (BOTH WALLS)
```

```
 NON ZERO LAYER DESCRIPTORS FOR LAYER NO.    2 FOR STEP NO.    3

ITEM NO.   1<NAME    >=  17.000     (BOTH WALLS)
ITEM NO.   2<NATURE  >=  1.0000     (BOTH WALLS)
ITEM NO.   3<LEVEL   >=  0.0000     (BOTH WALLS)
ITEM NO.   4<WALL    >=  1.0000     (BOTH WALLS)
ITEM NO.   5<GAMMAD  >=  16.000     (BOTH WALLS)
ITEM NO.   6<GAMMAB  >=  6.0000     (BOTH WALLS)
ITEM NO.   7<GAMMAW  >=  10.000     (BOTH WALLS)
ITEM NO.   9<U-FRICT >=  24.790     WALL NO.        1
ITEM NO.   9<U-FRICT >=  30.000     WALL NO.        2
ITEM NO.  10<U-KA    >= 0.40900     WALL NO.        1
ITEM NO.  11<U-KP    >=  3.9830     WALL NO.        1
ITEM NO.  12<K0-NC   >= 0.50000     (BOTH WALLS)
ITEM NO.  13<NEXP    >= 0.50000     (BOTH WALLS)
ITEM NO.  14<OCR     >=  1.0000     (BOTH WALLS)
ITEM NO.  16<MODEL   >=  1.0000     (BOTH WALLS)
ITEM NO.  17<EVC     >=  30000.     (BOTH WALLS)
ITEM NO.  18<EUR     >=  48000.     (BOTH WALLS)
ITEM NO.  27<U-PERM  >= 0.10000E-04 (BOTH WALLS)
ITEM NO.  52<D-NATURE>=  1.0000     (BOTH WALLS)
ITEM NO.  53<D-LEVEL >=  0.0000     (BOTH WALLS)
ITEM NO.  59<D-FRICT >=  24.790     WALL NO.        1
ITEM NO.  59<D-FRICT >=  30.000     WALL NO.        2
ITEM NO.  60<D-KA    >= 0.40900     WALL NO.        1
ITEM NO.  61<D-KP    >=  3.1850     WALL NO.        1
ITEM NO.  77<D-PERM  >= 0.10000E-04 (BOTH WALLS)

 NON ZERO LAYER DESCRIPTORS FOR LAYER NO.    3 FOR STEP NO.    3

ITEM NO.   1<NAME    >=  18.000     (BOTH WALLS)
ITEM NO.   2<NATURE  >=  1.0000     (BOTH WALLS)
ITEM NO.   3<LEVEL   >= -5.0000     (BOTH WALLS)
ITEM NO.   4<WALL    >=  1.0000     (BOTH WALLS)
ITEM NO.   5<GAMMAD  >=  16.000     (BOTH WALLS)
ITEM NO.   6<GAMMAB  >=  6.0000     (BOTH WALLS)
ITEM NO.   7<GAMMAW  >=  10.000     (BOTH WALLS)
ITEM NO.   8<U-COHE  >= 0.80000     WALL NO.        1
ITEM NO.   8<U-COHE  >=  1.0000     WALL NO.        2
ITEM NO.   9<U-FRICT >=  27.450     WALL NO.        1
ITEM NO.   9<U-FRICT >=  33.000     WALL NO.        2
ITEM NO.  10<U-KA    >= 0.36900     WALL NO.        1
ITEM NO.  11<U-KP    >=  4.6020     WALL NO.        1
ITEM NO.  12<K0-NC   >= 0.50000     (BOTH WALLS)
ITEM NO.  13<NEXP    >= 0.50000     (BOTH WALLS)
ITEM NO.  14<OCR     >=  1.0000     (BOTH WALLS)
ITEM NO.  16<MODEL   >=  1.0000     (BOTH WALLS)
ITEM NO.  17<EVC     >=  68000.     (BOTH WALLS)
ITEM NO.  18<EUR     >= 0.10880E+06 (BOTH WALLS)
ITEM NO.  27<U-PERM  >= 0.10000E-04 (BOTH WALLS)
ITEM NO.  52<D-NATURE>=  1.0000     (BOTH WALLS)
ITEM NO.  53<D-LEVEL >=  0.0000     (BOTH WALLS)
ITEM NO.  58<D-COHE  >= 0.80000     WALL NO.        1
ITEM NO.  58<D-COHE  >=  1.0000     WALL NO.        2
ITEM NO.  59<D-FRICT >=  27.450     WALL NO.        1
ITEM NO.  59<D-FRICT >=  33.000     WALL NO.        2
ITEM NO.  60<D-KA    >= 0.36900     WALL NO.        1
ITEM NO.  61<D-KP    >=  3.6950     WALL NO.        1
ITEM NO.  77<D-PERM  >= 0.10000E-04 (BOTH WALLS)

LAYER DESCRIPTORS FOR STEP NO.    4

 NON ZERO LAYER DESCRIPTORS FOR LAYER NO.    1 FOR STEP NO.    4

ITEM NO.   1<NAME    >=  16.000     (BOTH WALLS)
ITEM NO.   2<NATURE  >=  1.0000     (BOTH WALLS)
ITEM NO.   3<LEVEL   >=  3.0000     (BOTH WALLS)
ITEM NO.   4<WALL    >=  1.0000     (BOTH WALLS)
ITEM NO.   5<GAMMAD  >=  19.000     (BOTH WALLS)
ITEM NO.   6<GAMMAB  >=  10.000     (BOTH WALLS)
ITEM NO.   7<GAMMAW  >=  10.000     (BOTH WALLS)
ITEM NO.   9<U-FRICT >=  32.010     WALL NO.        1
```

```
ITEM NO.   9<U-FRICT >=  38.000     WALL NO.        2
ITEM NO.  10<U-KA    >= 0.30700     WALL NO.        1
ITEM NO.  11<U-KP    >=  4.8470     WALL NO.        1
ITEM NO.  12<K0-NC   >= 0.50000     (BOTH WALLS)
ITEM NO.  13<NEXP    >= 0.50000     (BOTH WALLS)
ITEM NO.  14<OCR     >=  1.0000     (BOTH WALLS)
ITEM NO.  16<MODEL   >=  1.0000     (BOTH WALLS)
ITEM NO.  17<EVC     >=  15000.     (BOTH WALLS)
ITEM NO.  18<EUR     >=  45000.     (BOTH WALLS)
ITEM NO.  27<U-PERM  >= 0.10000E-03 (BOTH WALLS)
ITEM NO.  52<D-NATURE>=  1.0000     (BOTH WALLS)
ITEM NO.  53<D-LEVEL >=  0.0000     (BOTH WALLS)
ITEM NO.  59<D-FRICT >=  32.010     WALL NO.        1
ITEM NO.  59<D-FRICT >=  38.000     WALL NO.        2
ITEM NO.  60<D-KA    >= 0.30700     WALL NO.        1
ITEM NO.  61<D-KP    >=  4.8470     WALL NO.        1
ITEM NO.  77<D-PERM  >= 0.10000E-03 (BOTH WALLS)

 NON ZERO LAYER DESCRIPTORS FOR LAYER NO.    2 FOR STEP NO.    4

ITEM NO.   1<NAME    >=  17.000     (BOTH WALLS)
ITEM NO.   2<NATURE  >=  1.0000     (BOTH WALLS)
ITEM NO.   3<LEVEL   >=  0.0000     (BOTH WALLS)
ITEM NO.   4<WALL    >=  1.0000     (BOTH WALLS)
ITEM NO.   5<GAMMAD  >=  16.000     (BOTH WALLS)
ITEM NO.   6<GAMMAB  >=  6.0000     (BOTH WALLS)
ITEM NO.   7<GAMMAW  >=  10.000     (BOTH WALLS)
ITEM NO.   9<U-FRICT >=  24.790     WALL NO.        1
ITEM NO.   9<U-FRICT >=  30.000     WALL NO.        2
ITEM NO.  10<U-KA    >= 0.40900     WALL NO.        1
ITEM NO.  11<U-KP    >=  3.9830     WALL NO.        1
ITEM NO.  12<K0-NC   >= 0.50000     (BOTH WALLS)
ITEM NO.  13<NEXP    >= 0.50000     (BOTH WALLS)
ITEM NO.  14<OCR     >=  1.0000     (BOTH WALLS)
ITEM NO.  16<MODEL   >=  1.0000     (BOTH WALLS)
ITEM NO.  17<EVC     >=  30000.     (BOTH WALLS)
ITEM NO.  18<EUR     >=  48000.     (BOTH WALLS)
ITEM NO.  27<U-PERM  >= 0.10000E-04 (BOTH WALLS)
ITEM NO.  52<D-NATURE>=  1.0000     (BOTH WALLS)
ITEM NO.  53<D-LEVEL >=  0.0000     (BOTH WALLS)
ITEM NO.  59<D-FRICT >=  24.790     WALL NO.        1
ITEM NO.  59<D-FRICT >=  30.000     WALL NO.        2
ITEM NO.  60<D-KA    >= 0.40900     WALL NO.        1
ITEM NO.  61<D-KP    >=  3.1850     WALL NO.        1
ITEM NO.  77<D-PERM  >= 0.10000E-04 (BOTH WALLS)

 NON ZERO LAYER DESCRIPTORS FOR LAYER NO.    3 FOR STEP NO.    4

ITEM NO.   1<NAME    >=  18.000     (BOTH WALLS)
ITEM NO.   2<NATURE  >=  1.0000     (BOTH WALLS)
ITEM NO.   3<LEVEL   >= -5.0000     (BOTH WALLS)
ITEM NO.   4<WALL    >=  1.0000     (BOTH WALLS)
ITEM NO.   5<GAMMAD  >=  16.000     (BOTH WALLS)
ITEM NO.   6<GAMMAB  >=  6.0000     (BOTH WALLS)
ITEM NO.   7<GAMMAW  >=  10.000     (BOTH WALLS)
ITEM NO.   8<U-COHE  >= 0.80000     WALL NO.        1
ITEM NO.   8<U-COHE  >=  1.0000     WALL NO.        2
ITEM NO.   9<U-FRICT >=  27.450     WALL NO.        1
ITEM NO.   9<U-FRICT >=  33.000     WALL NO.        2
ITEM NO.  10<U-KA    >= 0.36900     WALL NO.        1
ITEM NO.  11<U-KP    >=  4.6020     WALL NO.        1
ITEM NO.  12<K0-NC   >= 0.50000     (BOTH WALLS)
ITEM NO.  13<NEXP    >= 0.50000     (BOTH WALLS)
ITEM NO.  14<OCR     >=  1.0000     (BOTH WALLS)
ITEM NO.  16<MODEL   >=  1.0000     (BOTH WALLS)
ITEM NO.  17<EVC     >=  68000.     (BOTH WALLS)
ITEM NO.  18<EUR     >= 0.10880E+06 (BOTH WALLS)
ITEM NO.  27<U-PERM  >= 0.10000E-04 (BOTH WALLS)
ITEM NO.  52<D-NATURE>=  1.0000     (BOTH WALLS)
ITEM NO.  53<D-LEVEL >=  0.0000     (BOTH WALLS)
ITEM NO.  58<D-COHE  >= 0.80000     WALL NO.        1
ITEM NO.  58<D-COHE  >=  1.0000     WALL NO.        2
ITEM NO.  59<D-FRICT >=  27.450     WALL NO.        1
ITEM NO.  59<D-FRICT >=  33.000     WALL NO.        2
```

```
ITEM NO.  60<D-KA    >= 0.36900     WALL NO.        1
ITEM NO.  61<D-KP    >=  3.6950     WALL NO.        1
ITEM NO.  77<D-PERM  >= 0.10000E-04 (BOTH WALLS)

LAYER DESCRIPTORS FOR STEP NO.    5


 NON ZERO LAYER DESCRIPTORS FOR LAYER NO.    1 FOR STEP NO.    5

ITEM NO.   1<NAME    >=  16.000     (BOTH WALLS)
ITEM NO.   2<NATURE  >=  1.0000     (BOTH WALLS)
ITEM NO.   3<LEVEL   >=  3.0000     (BOTH WALLS)
ITEM NO.   4<WALL    >=  1.0000     (BOTH WALLS)
ITEM NO.   5<GAMMAD  >=  19.000     (BOTH WALLS)
ITEM NO.   6<GAMMAB  >=  10.000     (BOTH WALLS)
ITEM NO.   7<GAMMAW  >=  10.000     (BOTH WALLS)
ITEM NO.   9<U-FRICT >=  32.010     WALL NO.        1
ITEM NO.   9<U-FRICT >=  38.000     WALL NO.        2
ITEM NO.  10<U-KA    >= 0.30700     WALL NO.        1
ITEM NO.  11<U-KP    >=  4.8470     WALL NO.        1
ITEM NO.  12<K0-NC   >= 0.50000     (BOTH WALLS)
ITEM NO.  13<NEXP    >= 0.50000     (BOTH WALLS)
ITEM NO.  14<OCR     >=  1.0000     (BOTH WALLS)
ITEM NO.  16<MODEL   >=  1.0000     (BOTH WALLS)
ITEM NO.  17<EVC     >=  15000.     (BOTH WALLS)
ITEM NO.  18<EUR     >=  45000.     (BOTH WALLS)
ITEM NO.  27<U-PERM  >= 0.10000E-03 (BOTH WALLS)
ITEM NO.  52<D-NATURE>=  1.0000     (BOTH WALLS)
ITEM NO.  53<D-LEVEL >=  0.0000     (BOTH WALLS)
ITEM NO.  59<D-FRICT >=  32.010     WALL NO.        1
ITEM NO.  59<D-FRICT >=  38.000     WALL NO.        2
ITEM NO.  60<D-KA    >= 0.30700     WALL NO.        1
ITEM NO.  61<D-KP    >=  4.8470     WALL NO.        1
ITEM NO.  77<D-PERM  >= 0.10000E-03 (BOTH WALLS)

 NON ZERO LAYER DESCRIPTORS FOR LAYER NO.    2 FOR STEP NO.    5

ITEM NO.   1<NAME    >=  17.000     (BOTH WALLS)
ITEM NO.   2<NATURE  >=  1.0000     (BOTH WALLS)
ITEM NO.   3<LEVEL   >=  0.0000     (BOTH WALLS)
ITEM NO.   4<WALL    >=  1.0000     (BOTH WALLS)
ITEM NO.   5<GAMMAD  >=  16.000     (BOTH WALLS)
ITEM NO.   6<GAMMAB  >=  6.0000     (BOTH WALLS)
ITEM NO.   7<GAMMAW  >=  10.000     (BOTH WALLS)
ITEM NO.   9<U-FRICT >=  24.790     WALL NO.        1
ITEM NO.   9<U-FRICT >=  30.000     WALL NO.        2
ITEM NO.  10<U-KA    >= 0.40900     WALL NO.        1
ITEM NO.  11<U-KP    >=  3.9830     WALL NO.        1
ITEM NO.  12<K0-NC   >= 0.50000     (BOTH WALLS)
ITEM NO.  13<NEXP    >= 0.50000     (BOTH WALLS)
ITEM NO.  14<OCR     >=  1.0000     (BOTH WALLS)
ITEM NO.  16<MODEL   >=  1.0000     (BOTH WALLS)
ITEM NO.  17<EVC     >=  30000.     (BOTH WALLS)
ITEM NO.  18<EUR     >=  48000.     (BOTH WALLS)
ITEM NO.  27<U-PERM  >= 0.10000E-04 (BOTH WALLS)
ITEM NO.  52<D-NATURE>=  1.0000     (BOTH WALLS)
ITEM NO.  53<D-LEVEL >=  0.0000     (BOTH WALLS)
ITEM NO.  59<D-FRICT >=  24.790     WALL NO.        1
ITEM NO.  59<D-FRICT >=  30.000     WALL NO.        2
ITEM NO.  60<D-KA    >= 0.40900     WALL NO.        1
ITEM NO.  61<D-KP    >=  3.1850     WALL NO.        1
ITEM NO.  77<D-PERM  >= 0.10000E-04 (BOTH WALLS)

 NON ZERO LAYER DESCRIPTORS FOR LAYER NO.    3 FOR STEP NO.    5

ITEM NO.   1<NAME    >=  18.000     (BOTH WALLS)
ITEM NO.   2<NATURE  >=  1.0000     (BOTH WALLS)
ITEM NO.   3<LEVEL   >= -5.0000     (BOTH WALLS)
ITEM NO.   4<WALL    >=  1.0000     (BOTH WALLS)
ITEM NO.   5<GAMMAD  >=  16.000     (BOTH WALLS)
ITEM NO.   6<GAMMAB  >=  6.0000     (BOTH WALLS)
ITEM NO.   7<GAMMAW  >=  10.000     (BOTH WALLS)
ITEM NO.   8<U-COHE  >= 0.80000     WALL NO.        1
ITEM NO.   8<U-COHE  >=  1.0000     WALL NO.        2
```

```
ITEM NO.   9<U-FRICT >=  27.450     WALL NO.        1
ITEM NO.   9<U-FRICT >=  33.000     WALL NO.        2
ITEM NO.  10<U-KA    >= 0.36900     WALL NO.        1
ITEM NO.  11<U-KP    >=  4.6020     WALL NO.        1
ITEM NO.  12<K0-NC   >= 0.50000     (BOTH WALLS)
ITEM NO.  13<NEXP    >= 0.50000     (BOTH WALLS)
ITEM NO.  14<OCR     >=  1.0000     (BOTH WALLS)
ITEM NO.  16<MODEL   >=  1.0000     (BOTH WALLS)
ITEM NO.  17<EVC     >=  68000.     (BOTH WALLS)
ITEM NO.  18<EUR     >= 0.10880E+06 (BOTH WALLS)
ITEM NO.  27<U-PERM  >= 0.10000E-04 (BOTH WALLS)
ITEM NO.  52<D-NATURE>=  1.0000     (BOTH WALLS)
ITEM NO.  53<D-LEVEL >=  0.0000     (BOTH WALLS)
ITEM NO.  58<D-COHE  >= 0.80000     WALL NO.        1
ITEM NO.  58<D-COHE  >=  1.0000     WALL NO.        2
ITEM NO.  59<D-FRICT >=  27.450     WALL NO.        1
ITEM NO.  59<D-FRICT >=  33.000     WALL NO.        2
ITEM NO.  60<D-KA    >= 0.36900     WALL NO.        1
ITEM NO.  61<D-KP    >=  3.6950     WALL NO.        1
ITEM NO.  77<D-PERM  >= 0.10000E-04 (BOTH WALLS)

LAYER DESCRIPTORS FOR STEP NO.    6


 NON ZERO LAYER DESCRIPTORS FOR LAYER NO.    1 FOR STEP NO.    6

ITEM NO.   1<NAME    >=  16.000     (BOTH WALLS)
ITEM NO.   2<NATURE  >=  1.0000     (BOTH WALLS)
ITEM NO.   3<LEVEL   >=  3.0000     (BOTH WALLS)
ITEM NO.   4<WALL    >=  1.0000     (BOTH WALLS)
ITEM NO.   5<GAMMAD  >=  19.000     (BOTH WALLS)
ITEM NO.   6<GAMMAB  >=  10.000     (BOTH WALLS)
ITEM NO.   7<GAMMAW  >=  10.000     (BOTH WALLS)
ITEM NO.   9<U-FRICT >=  32.010     WALL NO.        1
ITEM NO.   9<U-FRICT >=  38.000     WALL NO.        2
ITEM NO.  10<U-KA    >= 0.30700     WALL NO.        1
ITEM NO.  11<U-KP    >=  4.8470     WALL NO.        1
ITEM NO.  12<K0-NC   >= 0.50000     (BOTH WALLS)
ITEM NO.  13<NEXP    >= 0.50000     (BOTH WALLS)
ITEM NO.  14<OCR     >=  1.0000     (BOTH WALLS)
ITEM NO.  16<MODEL   >=  1.0000     (BOTH WALLS)
ITEM NO.  17<EVC     >=  15000.     (BOTH WALLS)
ITEM NO.  18<EUR     >=  45000.     (BOTH WALLS)
ITEM NO.  27<U-PERM  >= 0.10000E-03 (BOTH WALLS)
ITEM NO.  52<D-NATURE>=  1.0000     (BOTH WALLS)
ITEM NO.  53<D-LEVEL >=  0.0000     (BOTH WALLS)
ITEM NO.  59<D-FRICT >=  32.010     WALL NO.        1
ITEM NO.  59<D-FRICT >=  38.000     WALL NO.        2
ITEM NO.  60<D-KA    >= 0.30700     WALL NO.        1
ITEM NO.  61<D-KP    >=  4.8470     WALL NO.        1
ITEM NO.  77<D-PERM  >= 0.10000E-03 (BOTH WALLS)

 NON ZERO LAYER DESCRIPTORS FOR LAYER NO.    2 FOR STEP NO.    6

ITEM NO.   1<NAME    >=  17.000     (BOTH WALLS)
ITEM NO.   2<NATURE  >=  1.0000     (BOTH WALLS)
ITEM NO.   3<LEVEL   >=  0.0000     (BOTH WALLS)
ITEM NO.   4<WALL    >=  1.0000     (BOTH WALLS)
ITEM NO.   5<GAMMAD  >=  16.000     (BOTH WALLS)
ITEM NO.   6<GAMMAB  >=  6.0000     (BOTH WALLS)
ITEM NO.   7<GAMMAW  >=  10.000     (BOTH WALLS)
ITEM NO.   9<U-FRICT >=  24.790     WALL NO.        1
ITEM NO.   9<U-FRICT >=  30.000     WALL NO.        2
ITEM NO.  10<U-KA    >= 0.40900     WALL NO.        1
ITEM NO.  11<U-KP    >=  3.9830     WALL NO.        1
ITEM NO.  12<K0-NC   >= 0.50000     (BOTH WALLS)
ITEM NO.  13<NEXP    >= 0.50000     (BOTH WALLS)
ITEM NO.  14<OCR     >=  1.0000     (BOTH WALLS)
ITEM NO.  16<MODEL   >=  1.0000     (BOTH WALLS)
ITEM NO.  17<EVC     >=  30000.     (BOTH WALLS)
ITEM NO.  18<EUR     >=  48000.     (BOTH WALLS)
ITEM NO.  27<U-PERM  >= 0.10000E-04 (BOTH WALLS)
ITEM NO.  52<D-NATURE>=  1.0000     (BOTH WALLS)
ITEM NO.  53<D-LEVEL >=  0.0000     (BOTH WALLS)
```

```
ITEM NO.  59<D-FRICT >=  24.790     WALL NO.        1
ITEM NO.  59<D-FRICT >=  30.000     WALL NO.        2
ITEM NO.  60<D-KA    >= 0.40900     WALL NO.        1
ITEM NO.  61<D-KP    >=  3.1850     WALL NO.        1
ITEM NO.  77<D-PERM  >= 0.10000E-04 (BOTH WALLS)

 NON ZERO LAYER DESCRIPTORS FOR LAYER NO.    3 FOR STEP NO.    6

ITEM NO.   1<NAME    >=  18.000     (BOTH WALLS)
ITEM NO.   2<NATURE  >=  1.0000     (BOTH WALLS)
ITEM NO.   3<LEVEL   >= -5.0000     (BOTH WALLS)
ITEM NO.   4<WALL    >=  1.0000     (BOTH WALLS)
ITEM NO.   5<GAMMAD  >=  16.000     (BOTH WALLS)
ITEM NO.   6<GAMMAB  >=  6.0000     (BOTH WALLS)
ITEM NO.   7<GAMMAW  >=  10.000     (BOTH WALLS)
ITEM NO.   8<U-COHE  >= 0.80000     WALL NO.        1
ITEM NO.   8<U-COHE  >=  1.0000     WALL NO.        2
ITEM NO.   9<U-FRICT >=  27.450     WALL NO.        1
ITEM NO.   9<U-FRICT >=  33.000     WALL NO.        2
ITEM NO.  10<U-KA    >= 0.36900     WALL NO.        1
ITEM NO.  11<U-KP    >=  4.6020     WALL NO.        1
ITEM NO.  12<K0-NC   >= 0.50000     (BOTH WALLS)
ITEM NO.  13<NEXP    >= 0.50000     (BOTH WALLS)
ITEM NO.  14<OCR     >=  1.0000     (BOTH WALLS)
ITEM NO.  16<MODEL   >=  1.0000     (BOTH WALLS)
ITEM NO.  17<EVC     >=  68000.     (BOTH WALLS)
ITEM NO.  18<EUR     >= 0.10880E+06 (BOTH WALLS)
ITEM NO.  27<U-PERM  >= 0.10000E-04 (BOTH WALLS)
ITEM NO.  52<D-NATURE>=  1.0000     (BOTH WALLS)
ITEM NO.  53<D-LEVEL >=  0.0000     (BOTH WALLS)
ITEM NO.  58<D-COHE  >= 0.80000     WALL NO.        1
ITEM NO.  58<D-COHE  >=  1.0000     WALL NO.        2
ITEM NO.  59<D-FRICT >=  27.450     WALL NO.        1
ITEM NO.  59<D-FRICT >=  33.000     WALL NO.        2
ITEM NO.  60<D-KA    >= 0.36900     WALL NO.        1
ITEM NO.  61<D-KP    >=  3.6950     WALL NO.        1
ITEM NO.  77<D-PERM  >= 0.10000E-04 (BOTH WALLS)


DEFAULT WATER UNIT WEIGHT =  10.000
AVERAGED ON    18 VALUES
```

```
+-----------------------------------------------------------------------------------------------------------------------+
|                   PARATIEPLUS(TM)   NLS ENGINE RELEASE  2018.0    FULL VERSION  *Build date:Nov 13, 2017*              |
|                                                                                                                       |
|                                    NewProject.BaseDesignSection_28.SISMICAGEO_1273                                    |
|                                   Exe Time : 4 September 2018 18:02:12                                                |
+-----------------------------------------------------------------------------------------------------------------------+

PHASE DESCRIPTORS


STEP  NO.     1
                                     LEFT WALL    RIGHT WALL
Y                                     0.000       -0.9990E+30
Z-PC                                  0.000         0.000
Z-EXCAVATION                          0.000         0.000
Z-WATER_TABLE                        -18.00       -0.9990E+30
Q_AT_THE_FREE_FIELD_LEVEL             0.000         0.000
ZQ                                    0.000         0.000
DZW_OF_THE_WATER_TABLE                0.000         0.000
QS_ON_THE_EXCAVATION_SIDE             0.000         0.000
ZQS                                  -0.9990E+30   -0.9990E+30
ZCUT                                  0.000         0.000
BALANCE LEVEL FOR PORE PRESSURES     -9.500        -9.500
WATER_BEHAVIOUR_FLAG (LINING OPT)     0.000         0.000
PORE_UPDATE_FLAG                      0.000         0.000
PORE_TAB. _FLAG (gt.0= use tabs)      0.000         0.000
lateral thrusts reduction elevatio    0.000         0.000
Downhill reduction factor for effe    0.000         0.000
Downhill reduction factor for pore    0.000         0.000
Uphill reduction factor for effect    0.000         0.000
Uphill reduction factor for pore p    0.000         0.000
SEISMIC HORIZONTAL ACCEL. Kh [g]      0.000         0.000
UPHILL VERTICAL ACCEL.  Kv_uh [g]     0.000         0.000
DOWNHILL VERTICAL ACCEL.Kv_dh [g]     0.000         0.000
UPHILL BETA ANGLE (SLOPE) [deg]       0.000         0.000
UPHILL DELTA/PHI RATIO                0.000         0.000
DOWNHILL BETA ANGLE (SLOPE) [deg]     0.000         0.000
DOWNHILL DELTA/PHI RATIO              0.000         0.000
DYN.WATER BEHAVIOUR                   0.000         0.000
Excess pore pressure RATIO Ru         0.000         0.000
SEISMIC PRESSURE LOWER VALUE          0.000         0.000
SEISMIC PRESSURE UPPER VALUE          0.000         0.000
SEISMIC PRESSURE LOWER LEVEL          0.000         0.000
SEISMIC PRESSURE UPPER LEVEL          0.000         0.000

=============================================================================================================end of step    1


STEP  NO.     2
                                     LEFT WALL    RIGHT WALL
Y                                     0.000       -0.9990E+30
Z-PC                                  0.000         0.000
Z-EXCAVATION                         -1.000         0.000
Z-WATER_TABLE                        -18.00       -0.9990E+30
Q_AT_THE_FREE_FIELD_LEVEL             0.000         0.000
ZQ                                    0.000         0.000
DZW_OF_THE_WATER_TABLE                0.000         0.000
QS_ON_THE_EXCAVATION_SIDE             0.000         0.000
ZQS                                  -0.9990E+30   -0.9990E+30
ZCUT                                  0.000         0.000
BALANCE LEVEL FOR PORE PRESSURES     -9.500        -9.500
WATER_BEHAVIOUR_FLAG (LINING OPT)     0.000         0.000
PORE_UPDATE_FLAG                      0.000         0.000
PORE_TAB. _FLAG (gt.0= use tabs)      0.000         0.000
lateral thrusts reduction elevatio    0.000         0.000
Downhill reduction factor for effe    0.000         0.000
Downhill reduction factor for pore    0.000         0.000
Uphill reduction factor for effect    0.000         0.000
Uphill reduction factor for pore p    0.000         0.000
SEISMIC HORIZONTAL ACCEL. Kh [g]      0.000         0.000
UPHILL VERTICAL ACCEL.  Kv_uh [g]     0.000         0.000
```

DOWNHILL VERTICAL ACCEL.Kv_dh [g]	0.000	0.000
UPHILL BETA ANGLE (SLOPE) [deg]	0.000	0.000
UPHILL DELTA/PHI RATIO	0.000	0.000
DOWNHILL BETA ANGLE (SLOPE) [deg]	0.000	0.000
DOWNHILL DELTA/PHI RATIO	0.000	0.000
DYN.WATER BEHAVIOUR	0.000	0.000
Excess pore pressure RATIO Ru	0.000	0.000
SEISMIC PRESSURE LOWER VALUE	0.000	0.000
SEISMIC PRESSURE UPPER VALUE	0.000	0.000
SEISMIC PRESSURE LOWER LEVEL	0.000	0.000
SEISMIC PRESSURE UPPER LEVEL	0.000	0.000

==========end of step 2

STEP NO. 3

	LEFT WALL	RIGHT WALL
Y	0.000	-0.9990E+30
Z-PC	0.000	0.000
Z-EXCAVATION	-1.000	0.000
Z-WATER_TABLE	-18.00	-0.9990E+30
Q_AT_THE_FREE_FIELD_LEVEL	0.000	0.000
ZQ	0.000	0.000
DZW_OF_THE_WATER_TABLE	0.000	0.000
QS_ON_THE_EXCAVATION_SIDE	0.000	0.000
ZQS	-0.9990E+30	-0.9990E+30
ZCUT	0.000	0.000
BALANCE LEVEL FOR PORE PRESSURES	-9.500	-9.500
WATER_BEHAVIOUR_FLAG (LINING OPT)	0.000	0.000
PORE_UPDATE_FLAG	0.000	0.000
PORE_TAB. _FLAG (gt.0= use tabs)	0.000	0.000
lateral thrusts reduction elevatio	0.000	0.000
Downhill reduction factor for effe	0.000	0.000
Downhill reduction factor for pore	0.000	0.000
Uphill reduction factor for effect	0.000	0.000
Uphill reduction factor for pore p	0.000	0.000
SEISMIC HORIZONTAL ACCEL. Kh [g]	0.000	0.000
UPHILL VERTICAL ACCEL. Kv_uh [g]	0.000	0.000
DOWNHILL VERTICAL ACCEL.Kv_dh [g]	0.000	0.000
UPHILL BETA ANGLE (SLOPE) [deg]	0.000	0.000
UPHILL DELTA/PHI RATIO	0.000	0.000
DOWNHILL BETA ANGLE (SLOPE) [deg]	0.000	0.000
DOWNHILL DELTA/PHI RATIO	0.000	0.000
DYN.WATER BEHAVIOUR	0.000	0.000
Excess pore pressure RATIO Ru	0.000	0.000
SEISMIC PRESSURE LOWER VALUE	0.000	0.000
SEISMIC PRESSURE UPPER VALUE	0.000	0.000
SEISMIC PRESSURE LOWER LEVEL	0.000	0.000
SEISMIC PRESSURE UPPER LEVEL	0.000	0.000

==========end of step 3

STEP NO. 4

	LEFT WALL	RIGHT WALL
Y	0.000	-0.9990E+30
Z-PC	0.000	0.000
Z-EXCAVATION	-5.600	0.000
Z-WATER_TABLE	-18.00	-0.9990E+30
Q_AT_THE_FREE_FIELD_LEVEL	0.000	0.000
ZQ	0.000	0.000
DZW_OF_THE_WATER_TABLE	0.000	0.000
QS_ON_THE_EXCAVATION_SIDE	0.000	0.000
ZQS	-0.9990E+30	-0.9990E+30
ZCUT	0.000	0.000
BALANCE LEVEL FOR PORE PRESSURES	-9.500	-9.500
WATER_BEHAVIOUR_FLAG (LINING OPT)	0.000	0.000
PORE_UPDATE_FLAG	0.000	0.000
PORE_TAB. _FLAG (gt.0= use tabs)	0.000	0.000
lateral thrusts reduction elevatio	0.000	0.000
Downhill reduction factor for effe	0.000	0.000
Downhill reduction factor for pore	0.000	0.000
Uphill reduction factor for effect	0.000	0.000
Uphill reduction factor for pore p	0.000	0.000

SEISMIC HORIZONTAL ACCEL. Kh [g]	0.000	0.000
UPHILL VERTICAL ACCEL. Kv_uh [g]	0.000	0.000
DOWNHILL VERTICAL ACCEL.Kv_dh [g]	0.000	0.000
UPHILL BETA ANGLE (SLOPE) [deg]	0.000	0.000
UPHILL DELTA/PHI RATIO	0.000	0.000
DOWNHILL BETA ANGLE (SLOPE) [deg]	0.000	0.000
DOWNHILL DELTA/PHI RATIO	0.000	0.000
DYN.WATER BEHAVIOUR	0.000	0.000
Excess pore pressure RATIO Ru	0.000	0.000
SEISMIC PRESSURE LOWER VALUE	0.000	0.000
SEISMIC PRESSURE UPPER VALUE	0.000	0.000
SEISMIC PRESSURE LOWER LEVEL	0.000	0.000
SEISMIC PRESSURE UPPER LEVEL	0.000	0.000

==========end of step 4

STEP NO. 5

	LEFT WALL	RIGHT WALL
Y	0.000	-0.9990E+30
Z-PC	0.000	0.000
Z-EXCAVATION	-5.100	0.000
Z-WATER_TABLE	-18.00	-0.9990E+30
Q_AT_THE_FREE_FIELD_LEVEL	0.000	0.000
ZQ	0.000	0.000
DZW_OF_THE_WATER_TABLE	0.000	0.000
QS_ON_THE_EXCAVATION_SIDE	0.000	0.000
ZQS	-0.9990E+30	-0.9990E+30
ZCUT	0.000	0.000
BALANCE LEVEL FOR PORE PRESSURES	-9.500	-9.500
WATER_BEHAVIOUR_FLAG (LINING OPT)	0.000	0.000
PORE_UPDATE_FLAG	0.000	0.000
PORE_TAB. _FLAG (gt.0= use tabs)	0.000	0.000
lateral thrusts reduction elevatio	0.000	0.000
Downhill reduction factor for effe	0.000	0.000
Downhill reduction factor for pore	0.000	0.000
Uphill reduction factor for effect	0.000	0.000
Uphill reduction factor for pore p	0.000	0.000
SEISMIC HORIZONTAL ACCEL. Kh [g]	0.000	0.000
UPHILL VERTICAL ACCEL. Kv_uh [g]	0.000	0.000
DOWNHILL VERTICAL ACCEL.Kv_dh [g]	0.000	0.000
UPHILL BETA ANGLE (SLOPE) [deg]	0.000	0.000
UPHILL DELTA/PHI RATIO	0.000	0.000
DOWNHILL BETA ANGLE (SLOPE) [deg]	0.000	0.000
DOWNHILL DELTA/PHI RATIO	0.000	0.000
DYN.WATER BEHAVIOUR	0.000	0.000
Excess pore pressure RATIO Ru	0.000	0.000
SEISMIC PRESSURE LOWER VALUE	0.000	0.000
SEISMIC PRESSURE UPPER VALUE	0.000	0.000
SEISMIC PRESSURE LOWER LEVEL	0.000	0.000
SEISMIC PRESSURE UPPER LEVEL	0.000	0.000

==========end of step 5

STEP NO. 6

	LEFT WALL	RIGHT WALL
Y	0.000	-0.9990E+30
Z-PC	0.000	0.000
Z-EXCAVATION	-5.100	0.000
Z-WATER_TABLE	-18.00	-0.9990E+30
Q_AT_THE_FREE_FIELD_LEVEL	0.000	0.000
ZQ	0.000	0.000
DZW_OF_THE_WATER_TABLE	0.000	0.000
QS_ON_THE_EXCAVATION_SIDE	0.000	0.000
ZQS	-0.9990E+30	-0.9990E+30
ZCUT	0.000	0.000
BALANCE LEVEL FOR PORE PRESSURES	-9.500	-9.500
WATER_BEHAVIOUR_FLAG (LINING OPT)	0.000	0.000
PORE_UPDATE_FLAG	0.000	0.000
PORE_TAB. _FLAG (gt.0= use tabs)	0.000	0.000
lateral thrusts reduction elevatio	0.000	0.000
Downhill reduction factor for effe	0.000	0.000
Downhill reduction factor for pore	0.000	0.000

```
Uphill reduction factor for effect      0.000         0.000
Uphill reduction factor for pore p      0.000         0.000
SEISMIC HORIZONTAL ACCEL. Kh [g]        0.000         0.000
UPHILL VERTICAL ACCEL.  Kv_uh [g]       0.000         0.000
DOWNHILL VERTICAL ACCEL.Kv_dh [g]       0.000         0.000
UPHILL BETA ANGLE (SLOPE) [deg]         0.000         0.000
UPHILL DELTA/PHI RATIO                  0.000         0.000
DOWNHILL BETA ANGLE (SLOPE) [deg]       0.000         0.000
DOWNHILL DELTA/PHI RATIO                0.000         0.000
DYN.WATER BEHAVIOUR                     0.000         0.000
Excess pore pressure RATIO Ru           0.000         0.000
SEISMIC PRESSURE LOWER VALUE            0.000         0.000
SEISMIC PRESSURE UPPER VALUE            0.000         0.000
SEISMIC PRESSURE LOWER LEVEL            0.000         0.000
SEISMIC PRESSURE UPPER LEVEL            0.000         0.000

================================================================================================================end of step    6


 LEFT-HAND WALL

 LOWER  LEVEL          -9.50000
 UPPER  LEVEL           0.00000

 RIGHT-HAND WALL

 LOWER  LEVEL          -9.50000
 UPPER  LEVEL           0.00000
```

```
+-------------------------------------------------------------------------------------------------------------------------+
|                  PARATIEPLUS(TM)   NLS ENGINE RELEASE  2018.0    FULL VERSION  *Build date:Nov 13, 2017*              |
|                                                                                                                         |
|                                  NewProject.BaseDesignSection_28.SISMICAGEO_1273                                        |
|                                 Exe Time : 4 September 2018 18:02:12                                                    |
+-------------------------------------------------------------------------------------------------------------------------+
 I N I T I A L   S T R E S S   T A B L E S

            S E C T I O N

 NUMBER OF DEFINED TABLES             2


INPUT DATA FOR INITIAL STRESS SET NO.    1
PERTAINING SOIL ELEMENTS AT Y-COORD    0.0000

ACTIVATION TIME                              1.0000
END TIME (TIME BEYOND WHICH IT IS REMOVED)   6.0000

TYPE BOUSSINESQ

 HORIZONTAL DISTANCE (DY)           1.00000000000000
 FOUNDATION WIDTH    (B)            3.50000000000000
 ZETA-F.....                   0.000000000000000E+000
 Q-F .....                      20.0000000000000
 BETA .....                     45.0000000000000
 BEHAVIOUR (0=FREE, 1=REFLECTING)  0.000000000000000E+000


INPUT DATA FOR INITIAL STRESS SET NO.    2
PERTAINING SOIL ELEMENTS AT Y-COORD    0.0000

ACTIVATION TIME                              1.0000
END TIME (TIME BEYOND WHICH IT IS REMOVED)   6.0000

TYPE BOUSSINESQ

 HORIZONTAL DISTANCE (DY)           11.0000000000000
 FOUNDATION WIDTH    (B)            19.0000000000000
 ZETA-F.....                    2.70000000000000
 Q-F .....                      20.0000000000000
 BETA .....                     45.0000000000000
 BEHAVIOUR (0=FREE, 1=REFLECTING)  0.000000000000000E+000


 ELEMENT GROUPS BACKUP AREA CAN STAY IN CORE AT
 POSITION        5065

 NO. OF D.P.W  FOR THIS AREA       5855
 MAX NO. OF D.P.W. AVAILABLE      81920
 ** MAX NO OF ITERATIONS SET TO          40

ITER     0 RNORM = 0.000     RMNORM= 0.000
           RINORM= 8702.     RIMNOR= 0.000
           RENORM=0.2051E-28 REMNOR= 0.000     RATIO =0.4855E-16 TOLER =0.1000E-03      CONVERGED !
           RFMAX = 15.56     RMMAX = 0.000
           RTSMAL=0.1000E-03 RMSMAL= 0.000
           RDT   = 8702.     RDR   = 0.000
           RATIOT=0.4855E-16 RATIOR= 0.000
           MAX UN=0.3553E-14 IEQ=    79 NODE     40 DOF   1  Y-DISPL.F
           MIN UN=-.1776E-14 IEQ=    39 NODE     20 DOF   1  Y-DISPL.F
           NO. OF CONTACT CONSTRAINT VIOLATIONS     0


ITER     1 RNORM = 0.000     RMNORM= 0.000
           RINORM= 8702.     RIMNOR= 0.000
           RENORM=0.1459E-29 REMNOR=0.5748E-52 RATIO =0.1295E-16 TOLER =0.1000E-03      CONVERGED !
           RFMAX = 15.56     RMMAX = 0.000
           RTSMAL=0.1000E-03 RMSMAL= 0.000
           RDT   = 8702.     RDR   = 0.000
           RATIOT=0.1295E-16 RATIOR= 0.000
```

```
              MAX UN=0.3878E-15 IEQ=    93 NODE     47 DOF   1  Y-DISPL.F
              MIN UN=-.1353E-15 IEQ=     3 NODE      2 DOF   1  Y-DISPL.F
              NO. OF CONTACT CONSTRAINT VIOLATIONS     0

 ITER     2 RNORM = 0.000     RMNORM= 0.000
              RINORM= 8702.     RIMNOR= 0.000
              RENORM=0.1373E-29 REMNOR=0.1085E-51 RATIO =0.1256E-16 TOLER =0.1000E-03      CONVERGED !
              RFMAX = 15.56     RMMAX = 0.000
              RTSMAL=0.1000E-03 RMSMAL= 0.000
              RDT   = 8702.     RDR   = 0.000
              RATIOT=0.1256E-16 RATIOR= 0.000
              MAX UN=0.3792E-15 IEQ=    93 NODE     47 DOF   1  Y-DISPL.F
              MIN UN=-.1695E-15 IEQ=     3 NODE      2 DOF   1  Y-DISPL.F
              NO. OF CONTACT CONSTRAINT VIOLATIONS     0
```

```
+-------------------------------------------------------------------------------------------------------------------------+
|                   PARATIEPLUS(TM)   NLS ENGINE RELEASE  2018.0    FULL VERSION  *Build date:Nov 13, 2017*              |
|                                                                                                                         |
|                                    NewProject.BaseDesignSection_28.SISMICAGEO_1273                                      |
|                                   Exe Time : 4 September 2018 18:02:12                                                  |
+-------------------------------------------------------------------------------------------------------------------------+
New Project
SOLUTION REACHED USING     2 ITERATIONS ON   40

P R I N T   O U T   F O R   T I M E   S T E P    1     ( AT TIME   1.000     )

PRINT OUT OF ACTIVE COMPONENTS (FIXED NODES ARE NOT PRINTED OUT)

          Y-DISPL.F        X-ROT. F
           (02)             (04)            (


ALL NODAL POINTS HAVE ZERO DISPLACEMENT COMPONENTS
```

```
+-------------------------------------------------------------------------------------------------------------------------------+
|                   PARATIEPLUS(TM)   NLS ENGINE RELEASE  2018.0    FULL VERSION  *Build date:Nov 13, 2017*                    |
|                                                                                                                               |
|                                    NewProject.BaseDesignSection_28.SISMICAGEO_1273                                            |
|                                   Exe Time : 4 September 2018 18:02:12                                                        |
+-------------------------------------------------------------------------------------------------------------------------------+
New Project


S T R E S S   R E S U L T S   F O R   G R O U P   N O.   1

0_L                                                              :
ELEMENT TYPE    5 NO.OF ELEMENTS. IN THIS GROUP   49
C U R R E N T   T I M E   I S      1.0000

 HARDENING 2D SOIL ELEMENT

 ****** TOTAL STRESS FORMULATION *****

  EL *   FORCE     DISPL-Y  VERTICAL-P  HORIZON.-P     MAX-V-P     MAX-H-P           STATE   STIFFNESS Z-LEVEL      PORE
E FACTOR    UFACTOR       Peq           Su_a         Su_p     LAYER
 ------------------------------------------------------------------------------------------------------------------------------
-------------------------------------------------------------------------------------------
   1 D  0.1866      2.3229E-20  5.5437E-02   1.866      5.5437E-02   1.866            V-C  3.7027E+04   0.000       0.000
1.000       1.000       1.866       0.000       0.000     DI1_164_167_L_0
   2 D   1.101      2.2636E-20   3.300       5.503       3.300       5.503            V-C  3.7027E+04 -0.2000       0.000
1.000       1.000       5.503       0.000       0.000     DI1_164_167_L_0
   3 D   1.759      2.2042E-20   6.706       8.796       6.706       8.796            V-C  3.7027E+04 -0.4000       0.000
1.000       1.000       8.796       0.000       0.000     DI1_164_167_L_0
   4 D   2.318      2.1447E-20   10.32       11.59       10.32       11.59            V-C  3.7027E+04 -0.6000       0.000
1.000       1.000       11.59       0.000       0.000     DI1_164_167_L_0
   5 D   2.782      2.0849E-20   14.08       13.91       14.08       13.91            V-C  3.7027E+04 -0.8000       0.000
1.000       1.000       13.91       0.000       0.000     DI1_164_167_L_0
   6 D   3.176      2.0247E-20   17.91       15.88       17.91       15.88            V-C  3.7027E+04  -1.000       0.000
1.000       1.000       15.88       0.000       0.000     DI1_164_167_L_0
   7 D   3.520      1.9638E-20   21.73       17.60       21.73       17.60            V-C  3.7027E+04  -1.200       0.000
1.000       1.000       17.60       0.000       0.000     DI1_164_167_L_0
   8 D   3.834      1.9020E-20   25.78       19.17       25.78       19.17            V-C  3.7027E+04  -1.400       0.000
1.000       1.000       19.17       0.000       0.000     DI1_164_167_L_0
   9 D   4.130      1.8388E-20   30.11       20.65       30.11       20.65            V-C  3.7027E+04  -1.600       0.000
1.000       1.000       20.65       0.000       0.000     DI1_164_167_L_0
  10 D   4.416      1.7740E-20   34.05       22.08       34.05       22.08            V-C  3.7027E+04  -1.800       0.000
1.000       1.000       22.08       0.000       0.000     DI1_164_167_L_0
  11 D   4.696      1.7072E-20   38.05       23.48       38.05       23.48            V-C  3.7027E+04  -2.000       0.000
1.000       1.000       23.48       0.000       0.000     DI1_164_167_L_0
  12 D   4.973      1.6381E-20   41.94       24.87       41.94       24.87            V-C  3.7027E+04  -2.200       0.000
1.000       1.000       24.87       0.000       0.000     DI1_164_167_L_0
  13 D   5.251      1.5665E-20   45.58       26.25       45.58       26.25            V-C  3.7027E+04  -2.400       0.000
1.000       1.000       26.25       0.000       0.000     DI1_164_167_L_0
  14 D   5.529      1.4923E-20   49.31       27.65       49.31       27.65            V-C  3.7027E+04  -2.600       0.000
1.000       1.000       27.65       0.000       0.000     DI1_164_167_L_0
  15 D   5.810      1.4152E-20   52.98       29.05       52.98       29.05            V-C  3.7027E+04  -2.800       0.000
1.000       1.000       29.05       0.000       0.000     DI1_164_167_L_0
  16 D   6.092      1.3347E-20   56.59       30.46       56.59       30.46            V-C  3.7027E+04  -3.000       0.000
1.000       1.000       30.46       0.000       0.000     DI1_164_167_L_0
  17 D   6.377      1.2507E-20   60.06       31.89       60.06       31.89            V-C  3.7027E+04  -3.200       0.000
1.000       1.000       31.89       0.000       0.000     DI1_164_167_L_0
  18 D   6.665      1.1628E-20   63.61       33.32       63.61       33.32            V-C  3.7027E+04  -3.400       0.000
1.000       1.000       33.32       0.000       0.000     DI1_164_167_L_0
  19 D   6.955      1.0705E-20   67.13       34.77       67.13       34.77            V-C  3.7027E+04  -3.600       0.000
1.000       1.000       34.77       0.000       0.000     DI1_164_167_L_0
  20 D   7.247      9.7353E-21   70.62       36.24       70.62       36.24            V-C  3.7027E+04  -3.800       0.000
1.000       1.000       36.24       0.000       0.000     DI1_164_167_L_0
  21 D   7.542      8.7148E-21   74.01       37.71       74.01       37.71            V-C  3.7027E+04  -4.000       0.000
1.000       1.000       37.71       0.000       0.000     DI1_164_167_L_0
  22 D   7.839      7.6441E-21   77.47       39.19       77.47       39.19            V-C  3.7027E+04  -4.200       0.000
1.000       1.000       39.19       0.000       0.000     DI1_164_167_L_0
  23 D   8.137      6.5249E-21   80.91       40.69       80.91       40.69            V-C  3.7027E+04  -4.400       0.000
1.000       1.000       40.69       0.000       0.000     DI1_164_167_L_0
  24 D   8.437      5.3606E-21   84.03       42.19       84.03       42.19            V-C  3.7027E+04  -4.600       0.000
1.000       1.000       42.19       0.000       0.000     DI1_164_167_L_0
```

25 D	8.739	4.1551E-21	87.01	43.70	87.01	43.70	V-C	3.7027E+04	-4.800	0.000		
1.000	1.000	43.70	0.000	0.000	DI1_164_167_L_0							
26 D	9.043	2.9120E-21	90.00	45.21	90.00	45.21	V-C	8.8382E+04	-5.000	0.000		
1.000	1.000	45.21	0.000	0.000	DI2_165_168_L_0							
27 D	9.347	1.6351E-21	93.01	46.74	93.01	46.74	V-C	8.8382E+04	-5.200	0.000		
1.000	1.000	46.74	0.000	0.000	DI2_165_168_L_0							
28 D	9.653	3.2798E-22	96.03	48.27	96.03	48.27	V-C	8.8382E+04	-5.400	0.000		
1.000	1.000	48.27	0.000	0.000	DI2_165_168_L_0							
29 D	9.960	-1.0059E-21	99.06	49.80	99.06	49.80	V-C	8.8382E+04	-5.600	0.000		
1.000	1.000	49.80	0.000	0.000	DI2_165_168_L_0							
30 D	10.27	-2.3629E-21	102.1	51.34	102.1	51.34	V-C	8.8382E+04	-5.800	0.000		
1.000	1.000	51.34	0.000	0.000	DI2_165_168_L_0							
31 D	10.58	-3.7393E-21	105.2	52.88	105.2	52.88	V-C	8.8382E+04	-6.000	0.000		
1.000	1.000	52.88	0.000	0.000	DI2_165_168_L_0							
32 D	10.89	-5.1313E-21	108.2	54.43	108.2	54.43	V-C	8.8382E+04	-6.200	0.000		
1.000	1.000	54.43	0.000	0.000	DI2_165_168_L_0							
33 D	11.19	-6.5349E-21	111.3	55.97	111.3	55.97	V-C	8.8382E+04	-6.400	0.000		
1.000	1.000	55.97	0.000	0.000	DI2_165_168_L_0							
34 D	11.50	-7.9457E-21	114.4	57.52	114.4	57.52	V-C	8.8382E+04	-6.600	0.000		
1.000	1.000	57.52	0.000	0.000	DI2_165_168_L_0							
35 D	11.82	-9.3591E-21	117.5	59.08	117.5	59.08	V-C	8.8382E+04	-6.800	0.000		
1.000	1.000	59.08	0.000	0.000	DI2_165_168_L_0							
36 D	12.13	-1.0770E-20	120.6	60.63	120.6	60.63	V-C	8.8382E+04	-7.000	0.000		
1.000	1.000	60.63	0.000	0.000	DI2_165_168_L_0							
37 D	12.44	-1.2173E-20	123.7	62.19	123.7	62.19	V-C	8.8382E+04	-7.200	0.000		
1.000	1.000	62.19	0.000	0.000	DI2_165_168_L_0							
38 D	12.75	-1.3562E-20	126.8	63.75	126.8	63.75	V-C	8.8382E+04	-7.400	0.000		
1.000	1.000	63.75	0.000	0.000	DI2_165_168_L_0							
39 D	13.06	-1.4931E-20	129.9	65.31	129.9	65.31	V-C	8.8382E+04	-7.600	0.000		
1.000	1.000	65.31	0.000	0.000	DI2_165_168_L_0							
40 D	13.37	-1.6271E-20	133.0	66.87	133.0	66.87	V-C	8.8382E+04	-7.800	0.000		
1.000	1.000	66.87	0.000	0.000	DI2_165_168_L_0							
41 D	13.69	-1.7578E-20	136.1	68.43	136.1	68.43	V-C	8.8382E+04	-8.000	0.000		
1.000	1.000	68.43	0.000	0.000	DI2_165_168_L_0							
42 D	14.00	-1.8853E-20	139.3	69.99	139.3	69.99	V-C	8.8382E+04	-8.200	0.000		
1.000	1.000	69.99	0.000	0.000	DI2_165_168_L_0							
43 D	14.31	-2.0102E-20	142.4	71.56	142.4	71.56	V-C	8.8382E+04	-8.400	0.000		
1.000	1.000	71.56	0.000	0.000	DI2_165_168_L_0							
44 D	14.62	-2.1333E-20	145.5	73.12	145.5	73.12	V-C	8.8382E+04	-8.600	0.000		
1.000	1.000	73.12	0.000	0.000	DI2_165_168_L_0							
45 D	14.94	-2.2551E-20	148.7	74.69	148.7	74.69	V-C	8.8382E+04	-8.800	0.000		
1.000	1.000	74.69	0.000	0.000	DI2_165_168_L_0							
46 D	15.25	-2.3762E-20	151.8	76.25	151.8	76.25	V-C	8.8382E+04	-9.000	0.000		
1.000	1.000	76.25	0.000	0.000	DI2_165_168_L_0							
47 D	15.56	-2.4968E-20	154.9	77.82	154.9	77.82	V-C	8.8382E+04	-9.200	0.000		
1.000	1.000	77.82	0.000	0.000	DI2_165_168_L_0							
48 D	11.91	-2.6172E-20	158.1	79.38	158.1	79.38	V-C	8.8382E+04	-9.400	0.000		
1.000	1.000	79.38	0.000	0.000	DI2_165_168_L_0							
49 D	4.008	-2.6775E-20	159.7	80.16	159.7	80.16	V-C	8.8382E+04	-9.500	0.000		
1.000	1.000	80.16	0.000	0.000	DI2_165_168_L_0							

```
+-------------------------------------------------------------------------------------------------------------------------------+
|                   PARATIEPLUS(TM)   NLS ENGINE RELEASE  2018.0    FULL VERSION  *Build date:Nov 13, 2017*                    |
|                                                                                                                               |
|                                    NewProject.BaseDesignSection_28.SISMICAGEO_1273                                            |
|                                   Exe Time : 4 September 2018 18:02:12                                                        |
+-------------------------------------------------------------------------------------------------------------------------------+
New Project


S T R E S S   R E S U L T S   F O R   G R O U P   N O.   2

0_R                                                          :
ELEMENT TYPE    5 NO.OF ELEMENTS. IN THIS GROUP   49
C U R R E N T   T I M E   I S      1.0000

 HARDENING 2D SOIL ELEMENT

 ****** TOTAL STRESS FORMULATION *****

  EL *   FORCE     DISPL-Y  VERTICAL-P  HORIZON.-P     MAX-V-P     MAX-H-P           STATE   STIFFNESS Z-LEVEL      PORE
E FACTOR    UFACTOR       Peq           Su_a         Su_p     LAYER
 ------------------------------------------------------------------------------------------------------------------------------
-------------------------------------------------------------------------------------------
   1 D  0.1866     -2.3229E-20   0.000       1.866       0.000       1.866            V-C  3.0299E+04   0.000       0.000
1.000       1.000       1.866       0.000       0.000     DI1_164_167_L_0
   2 D   1.101     -2.2636E-20   3.200       5.503       3.200       5.503            V-C  3.0299E+04 -0.2000       0.000
1.000       1.000       5.503       0.000       0.000     DI1_164_167_L_0
   3 D   1.759     -2.2042E-20   6.400       8.796       6.400       8.796            V-C  3.0299E+04 -0.4000       0.000
1.000       1.000       8.796       0.000       0.000     DI1_164_167_L_0
   4 D   2.318     -2.1447E-20   9.600       11.59       9.600       11.59            V-C  3.0299E+04 -0.6000       0.000
1.000       1.000       11.59       0.000       0.000     DI1_164_167_L_0
   5 D   2.782     -2.0849E-20   12.80       13.91       12.80       13.91            V-C  3.0299E+04 -0.8000       0.000
1.000       1.000       13.91       0.000       0.000     DI1_164_167_L_0
   6 D   3.176     -2.0247E-20   16.00       15.88       16.00       15.88            V-C  3.0299E+04  -1.000       0.000
1.000       1.000       15.88       0.000       0.000     DI1_164_167_L_0
   7 D   3.520     -1.9638E-20   19.20       17.60       19.20       17.60            V-C  3.0299E+04  -1.200       0.000
1.000       1.000       17.60       0.000       0.000     DI1_164_167_L_0
   8 D   3.834     -1.9020E-20   22.40       19.17       22.40       19.17            V-C  3.0299E+04  -1.400       0.000
1.000       1.000       19.17       0.000       0.000     DI1_164_167_L_0
   9 D   4.130     -1.8388E-20   25.60       20.65       25.60       20.65            V-C  3.0299E+04  -1.600       0.000
1.000       1.000       20.65       0.000       0.000     DI1_164_167_L_0
  10 D   4.416     -1.7740E-20   28.80       22.08       28.80       22.08            V-C  3.0299E+04  -1.800       0.000
1.000       1.000       22.08       0.000       0.000     DI1_164_167_L_0
  11 D   4.696     -1.7072E-20   32.00       23.48       32.00       23.48            V-C  3.0299E+04  -2.000       0.000
1.000       1.000       23.48       0.000       0.000     DI1_164_167_L_0
  12 D   4.973     -1.6381E-20   35.20       24.87       35.20       24.87            V-C  3.0299E+04  -2.200       0.000
1.000       1.000       24.87       0.000       0.000     DI1_164_167_L_0
  13 D   5.251     -1.5665E-20   38.40       26.25       38.40       26.25            V-C  3.0299E+04  -2.400       0.000
1.000       1.000       26.25       0.000       0.000     DI1_164_167_L_0
  14 D   5.529     -1.4923E-20   41.60       27.65       41.60       27.65            V-C  3.0299E+04  -2.600       0.000
1.000       1.000       27.65       0.000       0.000     DI1_164_167_L_0
  15 D   5.810     -1.4152E-20   44.80       29.05       44.80       29.05            V-C  3.0299E+04  -2.800       0.000
1.000       1.000       29.05       0.000       0.000     DI1_164_167_L_0
  16 D   6.092     -1.3347E-20   48.00       30.46       48.00       30.46            V-C  3.0299E+04  -3.000       0.000
1.000       1.000       30.46       0.000       0.000     DI1_164_167_L_0
  17 D   6.377     -1.2507E-20   51.20       31.89       51.20       31.89            V-C  3.0299E+04  -3.200       0.000
1.000       1.000       31.89       0.000       0.000     DI1_164_167_L_0
  18 D   6.665     -1.1628E-20   54.40       33.32       54.40       33.32            V-C  3.0299E+04  -3.400       0.000
1.000       1.000       33.32       0.000       0.000     DI1_164_167_L_0
  19 D   6.955     -1.0705E-20   57.60       34.77       57.60       34.77            V-C  3.0299E+04  -3.600       0.000
1.000       1.000       34.77       0.000       0.000     DI1_164_167_L_0
  20 D   7.247     -9.7353E-21   60.80       36.24       60.80       36.24            V-C  3.0299E+04  -3.800       0.000
1.000       1.000       36.24       0.000       0.000     DI1_164_167_L_0
  21 D   7.542     -8.7148E-21   64.00       37.71       64.00       37.71            V-C  3.0299E+04  -4.000       0.000
1.000       1.000       37.71       0.000       0.000     DI1_164_167_L_0
  22 D   7.839     -7.6441E-21   67.20       39.19       67.20       39.19            V-C  3.0299E+04  -4.200       0.000
1.000       1.000       39.19       0.000       0.000     DI1_164_167_L_0
  23 D   8.137     -6.5249E-21   70.40       40.69       70.40       40.69            V-C  3.0299E+04  -4.400       0.000
1.000       1.000       40.69       0.000       0.000     DI1_164_167_L_0
  24 D   8.437     -5.3606E-21   73.60       42.19       73.60       42.19            V-C  3.0299E+04  -4.600       0.000
1.000       1.000       42.19       0.000       0.000     DI1_164_167_L_0
```

25 D	8.739	-4.1551E-21	76.80	43.70	76.80	43.70	V-C	3.0299E+04	-4.800	0.000		
1.000	1.000	43.70	0.000	0.000	DI1_164_167_L_0							
26 D	9.043	-2.9120E-21	80.00	45.21	80.00	45.21	V-C	6.5217E+04	-5.000	0.000		
1.000	1.000	45.21	0.000	0.000	DI2_165_168_L_0							
27 D	9.347	-1.6351E-21	83.20	46.74	83.20	46.74	V-C	6.5217E+04	-5.200	0.000		
1.000	1.000	46.74	0.000	0.000	DI2_165_168_L_0							
28 D	9.653	-3.2798E-22	86.40	48.27	86.40	48.27	V-C	6.5217E+04	-5.400	0.000		
1.000	1.000	48.27	0.000	0.000	DI2_165_168_L_0							
29 D	9.960	1.0059E-21	89.60	49.80	89.60	49.80	V-C	6.5217E+04	-5.600	0.000		
1.000	1.000	49.80	0.000	0.000	DI2_165_168_L_0							
30 D	10.27	2.3629E-21	92.80	51.34	92.80	51.34	V-C	6.5217E+04	-5.800	0.000		
1.000	1.000	51.34	0.000	0.000	DI2_165_168_L_0							
31 D	10.58	3.7393E-21	96.00	52.88	96.00	52.88	V-C	6.5217E+04	-6.000	0.000		
1.000	1.000	52.88	0.000	0.000	DI2_165_168_L_0							
32 D	10.89	5.1313E-21	99.20	54.43	99.20	54.43	V-C	6.5217E+04	-6.200	0.000		
1.000	1.000	54.43	0.000	0.000	DI2_165_168_L_0							
33 D	11.19	6.5349E-21	102.4	55.97	102.4	55.97	V-C	6.5217E+04	-6.400	0.000		
1.000	1.000	55.97	0.000	0.000	DI2_165_168_L_0							
34 D	11.50	7.9457E-21	105.6	57.52	105.6	57.52	V-C	6.5217E+04	-6.600	0.000		
1.000	1.000	57.52	0.000	0.000	DI2_165_168_L_0							
35 D	11.82	9.3591E-21	108.8	59.08	108.8	59.08	V-C	6.5217E+04	-6.800	0.000		
1.000	1.000	59.08	0.000	0.000	DI2_165_168_L_0							
36 D	12.13	1.0770E-20	112.0	60.63	112.0	60.63	V-C	6.5217E+04	-7.000	0.000		
1.000	1.000	60.63	0.000	0.000	DI2_165_168_L_0							
37 D	12.44	1.2173E-20	115.2	62.19	115.2	62.19	V-C	6.5217E+04	-7.200	0.000		
1.000	1.000	62.19	0.000	0.000	DI2_165_168_L_0							
38 D	12.75	1.3562E-20	118.4	63.75	118.4	63.75	V-C	6.5217E+04	-7.400	0.000		
1.000	1.000	63.75	0.000	0.000	DI2_165_168_L_0							
39 D	13.06	1.4931E-20	121.6	65.31	121.6	65.31	V-C	6.5217E+04	-7.600	0.000		
1.000	1.000	65.31	0.000	0.000	DI2_165_168_L_0							
40 D	13.37	1.6271E-20	124.8	66.87	124.8	66.87	V-C	6.5217E+04	-7.800	0.000		
1.000	1.000	66.87	0.000	0.000	DI2_165_168_L_0							
41 D	13.69	1.7578E-20	128.0	68.43	128.0	68.43	V-C	6.5217E+04	-8.000	0.000		
1.000	1.000	68.43	0.000	0.000	DI2_165_168_L_0							
42 D	14.00	1.8853E-20	131.2	69.99	131.2	69.99	V-C	6.5217E+04	-8.200	0.000		
1.000	1.000	69.99	0.000	0.000	DI2_165_168_L_0							
43 D	14.31	2.0102E-20	134.4	71.56	134.4	71.56	V-C	6.5217E+04	-8.400	0.000		
1.000	1.000	71.56	0.000	0.000	DI2_165_168_L_0							
44 D	14.62	2.1333E-20	137.6	73.12	137.6	73.12	V-C	6.5217E+04	-8.600	0.000		
1.000	1.000	73.12	0.000	0.000	DI2_165_168_L_0							
45 D	14.94	2.2551E-20	140.8	74.69	140.8	74.69	V-C	6.5217E+04	-8.800	0.000		
1.000	1.000	74.69	0.000	0.000	DI2_165_168_L_0							
46 D	15.25	2.3762E-20	144.0	76.25	144.0	76.25	V-C	6.5217E+04	-9.000	0.000		
1.000	1.000	76.25	0.000	0.000	DI2_165_168_L_0							
47 D	15.56	2.4968E-20	147.2	77.82	147.2	77.82	V-C	6.5217E+04	-9.200	0.000		
1.000	1.000	77.82	0.000	0.000	DI2_165_168_L_0							
48 D	11.91	2.6172E-20	150.4	79.38	150.4	79.38	V-C	6.5217E+04	-9.400	0.000		
1.000	1.000	79.38	0.000	0.000	DI2_165_168_L_0							
49 D	4.008	2.6775E-20	152.0	80.16	152.0	80.16	V-C	6.5217E+04	-9.500	0.000		
1.000	1.000	80.16	0.000	0.000	DI2_165_168_L_0							

```
+-------------------------------------------------------------------------------------------------------------------------+
|                   PARATIEPLUS(TM)   NLS ENGINE RELEASE  2018.0    FULL VERSION  *Build date:Nov 13, 2017*              |
|                                                                                                                         |
|                                    NewProject.BaseDesignSection_28.SISMICAGEO_1273                                      |
|                                   Exe Time : 4 September 2018 18:02:12                                                  |
+-------------------------------------------------------------------------------------------------------------------------+
New Project


S T R E S S   R E S U L T S   F O R   G R O U P   N O.   3

WallElement_33                                                :
ELEMENT TYPE    2 NO.OF ELEMENTS. IN THIS GROUP   48
C U R R E N T   T I M E   I S     1.0000

 WALL2D ELEMENT

   EL      TA          TB          MA          MB
-----------------------------------------------------
    1 8.77545E-17-8.77545E-17 6.31089E-28 1.75509E-17
    2 2.57248E-16-2.57248E-16-1.75509E-17 6.90006E-17
    3 4.20726E-16-4.20726E-16-6.90006E-17 1.53146E-16
    4 5.78184E-16-5.78184E-16-1.53146E-16 2.68783E-16
    5 7.29615E-16-7.29615E-16-2.68783E-16 4.14706E-16
    6 8.75008E-16-8.75008E-16-4.14706E-16 5.89707E-16
    7 1.01435E-15-1.01435E-15-5.89707E-16 7.92576E-16
    8 1.14760E-15-1.14760E-15-7.92576E-16 1.02210E-15
    9 1.27475E-15-1.27475E-15-1.02210E-15 1.27705E-15
   10 5.07566E-16-5.07566E-16-1.27705E-15 1.37856E-15
   11 6.22365E-16-6.22365E-16-1.37856E-15 1.50303E-15
   12 7.30913E-16-7.30913E-16-1.50303E-15 1.64922E-15
   13 8.33148E-16-8.33148E-16-1.64922E-15 1.81584E-15
   14 9.28998E-16-9.28998E-16-1.81584E-15 2.00164E-15
   15 1.01838E-15-1.01838E-15-2.00164E-15 2.20532E-15
   16 1.10122E-15-1.10122E-15-2.20532E-15 2.42557E-15
   17 1.17742E-15-1.17742E-15-2.42557E-15 2.66105E-15
   18 1.24688E-15-1.24688E-15-2.66105E-15 2.91043E-15
   19 1.30950E-15-1.30950E-15-2.91043E-15 3.17233E-15
   20-4.11185E-16 4.11185E-16-3.17233E-15 3.09009E-15
   21-3.62577E-16 3.62577E-16-3.09009E-15 3.01758E-15
   22-1.20932E-15 1.20932E-15-3.01758E-15 2.77571E-15
   23-1.17519E-15 1.17519E-15-2.77571E-15 2.54067E-15
   24-1.14846E-15 1.14846E-15-2.54067E-15 2.31098E-15
   25-1.12926E-15 1.12926E-15-2.31098E-15 2.08513E-15
   26-1.10291E-15 1.10291E-15-2.08513E-15 1.86455E-15
   27-1.09427E-15 1.09427E-15-1.86455E-15 1.64570E-15
   28-1.10360E-15 1.10360E-15-1.64570E-15 1.42498E-15
   29-1.13115E-15 1.13115E-15-1.42498E-15 1.19875E-15
   30-1.17716E-15 1.17716E-15-1.19875E-15 9.63315E-16
   31-1.24184E-15 1.24184E-15-9.63315E-16 7.14948E-16
   32-1.32541E-15 1.32541E-15-7.14948E-16 4.49867E-16
   33-1.42804E-15 1.42804E-15-4.49867E-16 1.64259E-16
   34-1.54991E-15 1.54991E-15-1.64259E-16-1.45722E-16
   35-1.69116E-15 1.69116E-15 1.45722E-16-4.83953E-16
   36-1.85191E-15 1.85191E-15 4.83953E-16-8.54334E-16
   37-2.03228E-15 2.03228E-15 8.54334E-16-1.26079E-15
   38-2.23236E-15 2.23236E-15 1.26079E-15-1.70726E-15
   39-2.45221E-15 2.45221E-15 1.70726E-15-2.19771E-15
   40 8.60817E-16-8.60817E-16 2.19771E-15-2.02554E-15
   41 2.37761E-15-2.37761E-15 2.02554E-15-1.55002E-15
   42 2.09815E-15-2.09815E-15 1.55002E-15-1.13039E-15
   43 1.79875E-15-1.79875E-15 1.13039E-15-7.70640E-16
   44 1.47941E-15-1.47941E-15 7.70640E-16-4.74759E-16
   45 1.14012E-15-1.14012E-15 4.74759E-16-2.46735E-16
   46 7.80870E-16-7.80870E-16 2.46735E-16-9.05615E-17
   47 4.01662E-16-4.01662E-16 9.05615E-17-1.02291E-17
   48 1.02287E-16-1.02287E-16 1.02291E-17-3.13020E-27
```

```
+-------------------------------------------------------------------------------------------------------------------------+
|                   PARATIEPLUS(TM)   NLS ENGINE RELEASE  2018.0    FULL VERSION  *Build date:Nov 13, 2017*              |
|                                                                                                                         |
|                                    NewProject.BaseDesignSection_28.SISMICAGEO_1273                                      |
|                                   Exe Time : 4 September 2018 18:02:12                                                  |
+-------------------------------------------------------------------------------------------------------------------------+
New Project


S T R E S S   R E S U L T S   F O R   G R O U P   N O.   4

Tieback_175                                                  :
ELEMENT TYPE    6 NO.OF ELEMENTS. IN THIS GROUP    1
C U R R E N T   T I M E   I S      1.0000

 POST-TENSION 2D-BOUNDARY ELEMENT

         EL    FORCE          d0          EDISPL     pl. eps          K     -ve limit   +ve limit
-----------------------------------------------------------------------------------------------------

***** NO ONE ELEMENT ACTIVE AT CURRENT STEP *****

ITER     0 RNORM = 0.000     RMNORM= 0.000
           RINORM= 8032.     RIMNOR=0.2546E-27
           RENORM= 59.89     REMNOR=0.1085E-51 RATIO =0.8635E-01 TOLER =0.1000E-03  NOT CONVERGED
           RFMAX = 15.56     RMMAX =0.3172E-14
           RTSMAL=0.1000E-03 RMSMAL=0.1000E-19
           RDT   = 8032.     RDR   =0.1000E-19
           RATIOT=0.8635E-01 RATIOR= 0.000
           MAX UN= 3.176     IEQ=    11 NODE      6 DOF   1  Y-DISPL.F
           MIN UN=-.1603E-26 IEQ=     4 NODE      2 DOF   2   X-ROT. F
           NO. OF CONTACT CONSTRAINT VIOLATIONS     0


ITER     2 RNORM = 0.000     RMNORM= 0.000
           RINORM= 8032.     RIMNOR=0.2546E-27
           RENORM=0.5191     REMNOR=0.1135E-20 RATIO =0.8039E-02 TOLER =0.1000E-03  NOT CONVERGED
           RFMAX = 15.56     RMMAX =0.3172E-14
           RTSMAL=0.1000E-03 RMSMAL=0.1000E-19
           RDT   = 8032.     RDR   =0.1000E-19
           RATIOT=0.8039E-02 RATIOR= 0.000
           MAX UN=0.6093     IEQ=     1 NODE      1 DOF   1  Y-DISPL.F
           MIN UN=-.1074E-09 IEQ=    11 NODE      6 DOF   1  Y-DISPL.F
           NO. OF CONTACT CONSTRAINT VIOLATIONS     0


ITER     3 RNORM = 0.000     RMNORM= 0.000
           RINORM= 8032.     RIMNOR=0.2546E-27
           RENORM=0.2695E-02 REMNOR=0.8483E-22 RATIO =0.5793E-03 TOLER =0.1000E-03  NOT CONVERGED
           RFMAX = 15.56     RMMAX =0.3172E-14
           RTSMAL=0.1000E-03 RMSMAL=0.1000E-19
           RDT   = 8032.     RDR   =0.1000E-19
           RATIOT=0.5793E-03 RATIOR= 0.000
           MAX UN=0.5191E-01 IEQ=     5 NODE      3 DOF   1  Y-DISPL.F
           MIN UN=-.5056E-10 IEQ=    15 NODE      8 DOF   1  Y-DISPL.F
           NO. OF CONTACT CONSTRAINT VIOLATIONS     0


ITER     4 RNORM = 0.000     RMNORM= 0.000
           RINORM= 8032.     RIMNOR=0.2546E-27
           RENORM=0.2371E-19 REMNOR=0.7942E-22 RATIO =0.1718E-11 TOLER =0.1000E-03      CONVERGED !
           RFMAX = 15.56     RMMAX =0.3172E-14
           RTSMAL=0.1000E-03 RMSMAL=0.1000E-19
           RDT   = 8032.     RDR   =0.1000E-19
           RATIOT=0.1718E-11 RATIOR= 0.000
           MAX UN=0.4418E-10 IEQ=    25 NODE     13 DOF   1  Y-DISPL.F
           MIN UN=-.4999E-10 IEQ=    17 NODE      9 DOF   1  Y-DISPL.F
           NO. OF CONTACT CONSTRAINT VIOLATIONS     0
```

```
+-------------------------------------------------------------------------------------------------------------------------+
|                   PARATIEPLUS(TM)   NLS ENGINE RELEASE  2018.0    FULL VERSION  *Build date:Nov 13, 2017*               |
|                                                                                                                         |
|                                    NewProject.BaseDesignSection_28.SISMICAGEO_1273                                      |
|                                   Exe Time : 4 September 2018 18:02:12                                                  |
+-------------------------------------------------------------------------------------------------------------------------+
New Project
SOLUTION REACHED USING     4 ITERATIONS ON   40

P R I N T   O U T   F O R   T I M E   S T E P    2     ( AT TIME   2.000     )

PRINT OUT OF ACTIVE COMPONENTS (FIXED NODES ARE NOT PRINTED OUT)

          Y-DISPL.F        X-ROT. F
            (02)             (04)           (
    1   1.2137572E-04  -2.1974916E-05
    2   1.1698074E-04  -2.1974897E-05
    3   1.1258591E-04  -2.1972651E-05
    4   1.0819227E-04  -2.1961536E-05
    5   1.0380278E-04  -2.1928172E-05
    6   9.9423956E-05  -2.1850534E-05
    7   9.5067506E-05  -2.1698837E-05
    8   9.0750694E-05  -2.1453051E-05
    9   8.6492341E-05  -2.1116445E-05
   10   8.2309309E-05  -2.0701945E-05
   11   7.8215943E-05  -2.0221744E-05
   12   7.4224240E-05  -1.9687107E-05
   13   7.0344046E-05  -1.9108280E-05
   14   6.6583262E-05  -1.8494444E-05
   15   6.2948062E-05  -1.7853704E-05
   16   5.9443105E-05  -1.7193092E-05
   17   5.6071735E-05  -1.6518579E-05
   18   5.2836253E-05  -1.5835111E-05
   19   4.9738025E-05  -1.5146619E-05
   20   4.6777743E-05  -1.4456065E-05
   21   4.3955616E-05  -1.3765478E-05
   22   4.1271494E-05  -1.3075974E-05
   23   3.8725136E-05  -1.2387824E-05
   24   3.6316311E-05  -1.1700470E-05
   25   3.4044983E-05  -1.1012578E-05
   26   3.1911454E-05  -1.0322073E-05
   27   2.9916070E-05  -9.6329811E-06
   28   2.8057529E-05  -8.9550311E-06
   29   2.6332761E-05  -8.2965317E-06
   30   2.4737155E-05  -7.6644578E-06
   31   2.3264833E-05  -7.0645509E-06
   32   2.1908890E-05  -6.5014162E-06
   33   2.0661586E-05  -5.9786005E-06
   34   1.9514589E-05  -5.4986929E-06
   35   1.8459135E-05  -5.0633908E-06
   36   1.7486200E-05  -4.6735748E-06
   37   1.6586668E-05  -4.3293749E-06
   38   1.5751452E-05  -4.0302220E-06
   39   1.4971657E-05  -3.7749094E-06
   40   1.4238686E-05  -3.5616303E-06
   41   1.3544360E-05  -3.3880177E-06
   42   1.2881027E-05  -3.2511758E-06
   43   1.2241665E-05  -3.1477062E-06
   44   1.1619979E-05  -3.0737277E-06
   45   1.1010501E-05  -3.0248918E-06
   46   1.0408669E-05  -2.9963929E-06
   47   9.8109380E-06  -2.9829766E-06
   48   9.2148531E-06  -2.9789426E-06
   49   8.9169607E-06  -2.9787367E-06
```

```
+-------------------------------------------------------------------------------------------------------------------------------+
|                   PARATIEPLUS(TM)   NLS ENGINE RELEASE  2018.0    FULL VERSION  *Build date:Nov 13, 2017*                    |
|                                                                                                                               |
|                                    NewProject.BaseDesignSection_28.SISMICAGEO_1273                                            |
|                                   Exe Time : 4 September 2018 18:02:12                                                        |
+-------------------------------------------------------------------------------------------------------------------------------+
New Project


S T R E S S   R E S U L T S   F O R   G R O U P   N O.   1

0_L                                                              :
ELEMENT TYPE    5 NO.OF ELEMENTS. IN THIS GROUP   49
C U R R E N T   T I M E   I S      2.0000

 HARDENING 2D SOIL ELEMENT

 ****** TOTAL STRESS FORMULATION *****

  EL *   FORCE     DISPL-Y  VERTICAL-P  HORIZON.-P     MAX-V-P     MAX-H-P           STATE   STIFFNESS Z-LEVEL      PORE
E FACTOR    UFACTOR       Peq           Su_a         Su_p     LAYER
 ------------------------------------------------------------------------------------------------------------------------------
-------------------------------------------------------------------------------------------
   1 D  2.2674E-03 -1.2138E-04  5.5437E-02  2.2674E-02  5.5437E-02   1.866          ACTIVE   0.000       0.000       0.000
1.000       1.000      2.2674E-02   0.000       0.000     DI1_164_167_L_0
   2 D  0.2699     -1.1698E-04   3.300       1.350       3.300       5.503          ACTIVE   0.000     -0.2000       0.000
1.000       1.000       1.350       0.000       0.000     DI1_164_167_L_0
   3 D  0.5486     -1.1259E-04   6.706       2.743       6.706       8.796          ACTIVE   0.000     -0.4000       0.000
1.000       1.000       2.743       0.000       0.000     DI1_164_167_L_0
   4 D   1.100     -1.0819E-04   10.32       5.500       10.32       11.59           UL-RL  5.6281E+04 -0.6000       0.000
1.000       1.000       5.500       0.000       0.000     DI1_164_167_L_0
   5 D   1.614     -1.0380E-04   14.08       8.070       14.08       13.91           UL-RL  5.6281E+04 -0.8000       0.000
1.000       1.000       8.070       0.000       0.000     DI1_164_167_L_0
   6 D   2.056     -9.9424E-05   17.91       10.28       17.91       15.88           UL-RL  5.6281E+04  -1.000       0.000
1.000       1.000       10.28       0.000       0.000     DI1_164_167_L_0
   7 D   2.450     -9.5068E-05   21.73       12.25       21.73       17.60           UL-RL  5.6281E+04  -1.200       0.000
1.000       1.000       12.25       0.000       0.000     DI1_164_167_L_0
   8 D   2.813     -9.0751E-05   25.78       14.06       25.78       19.17           UL-RL  5.6281E+04  -1.400       0.000
1.000       1.000       14.06       0.000       0.000     DI1_164_167_L_0
   9 D   3.157     -8.6492E-05   30.11       15.78       30.11       20.65           UL-RL  5.6281E+04  -1.600       0.000
1.000       1.000       15.78       0.000       0.000     DI1_164_167_L_0
  10 D   3.489     -8.2309E-05   34.05       17.45       34.05       22.08           UL-RL  5.6281E+04  -1.800       0.000
1.000       1.000       17.45       0.000       0.000     DI1_164_167_L_0
  11 D   3.815     -7.8216E-05   38.05       19.08       38.05       23.48           UL-RL  5.6281E+04  -2.000       0.000
1.000       1.000       19.08       0.000       0.000     DI1_164_167_L_0
  12 D   4.138     -7.4224E-05   41.94       20.69       41.94       24.87           UL-RL  5.6281E+04  -2.200       0.000
1.000       1.000       20.69       0.000       0.000     DI1_164_167_L_0
  13 D   4.459     -7.0344E-05   45.58       22.29       45.58       26.25           UL-RL  5.6281E+04  -2.400       0.000
1.000       1.000       22.29       0.000       0.000     DI1_164_167_L_0
  14 D   4.780     -6.6583E-05   49.31       23.90       49.31       27.65           UL-RL  5.6281E+04  -2.600       0.000
1.000       1.000       23.90       0.000       0.000     DI1_164_167_L_0
  15 D   5.101     -6.2948E-05   52.98       25.51       52.98       29.05           UL-RL  5.6281E+04  -2.800       0.000
1.000       1.000       25.51       0.000       0.000     DI1_164_167_L_0
  16 D   5.423     -5.9443E-05   56.59       27.12       56.59       30.46           UL-RL  5.6281E+04  -3.000       0.000
1.000       1.000       27.12       0.000       0.000     DI1_164_167_L_0
  17 D   5.746     -5.6072E-05   60.06       28.73       60.06       31.89           UL-RL  5.6281E+04  -3.200       0.000
1.000       1.000       28.73       0.000       0.000     DI1_164_167_L_0
  18 D   6.070     -5.2836E-05   63.61       30.35       63.61       33.32           UL-RL  5.6281E+04  -3.400       0.000
1.000       1.000       30.35       0.000       0.000     DI1_164_167_L_0
  19 D   6.395     -4.9738E-05   67.13       31.98       67.13       34.77           UL-RL  5.6281E+04  -3.600       0.000
1.000       1.000       31.98       0.000       0.000     DI1_164_167_L_0
  20 D   6.721     -4.6778E-05   70.62       33.60       70.62       36.24           UL-RL  5.6281E+04  -3.800       0.000
1.000       1.000       33.60       0.000       0.000     DI1_164_167_L_0
  21 D   7.047     -4.3956E-05   74.01       35.24       74.01       37.71           UL-RL  5.6281E+04  -4.000       0.000
1.000       1.000       35.24       0.000       0.000     DI1_164_167_L_0
  22 D   7.374     -4.1271E-05   77.47       36.87       77.47       39.19           UL-RL  5.6281E+04  -4.200       0.000
1.000       1.000       36.87       0.000       0.000     DI1_164_167_L_0
  23 D   7.701     -3.8725E-05   80.91       38.51       80.91       40.69           UL-RL  5.6281E+04  -4.400       0.000
1.000       1.000       38.51       0.000       0.000     DI1_164_167_L_0
  24 D   8.029     -3.6316E-05   84.03       40.14       84.03       42.19           UL-RL  5.6281E+04  -4.600       0.000
1.000       1.000       40.14       0.000       0.000     DI1_164_167_L_0
```

```
  25 D   8.356     -3.4045E-05   87.01       41.78       87.01       43.70          UL-RL  5.6281E+04  -4.800       0.000
1.000       1.000       41.78       0.000       0.000     DI1_164_167_L_0
  26 D   8.185     -3.1911E-05   90.00       40.93       90.00       45.21          UL-RL  1.3434E+05  -5.000       0.000
1.000       1.000       40.93       0.000       0.000     DI2_165_168_L_0
  27 D   8.544     -2.9916E-05   93.01       42.72       93.01       46.74          UL-RL  1.3434E+05  -5.200       0.000
1.000       1.000       42.72       0.000       0.000     DI2_165_168_L_0
  28 D   8.899     -2.8058E-05   96.03       44.50       96.03       48.27          UL-RL  1.3434E+05  -5.400       0.000
1.000       1.000       44.50       0.000       0.000     DI2_165_168_L_0
  29 D   9.252     -2.6333E-05   99.06       46.26       99.06       49.80          UL-RL  1.3434E+05  -5.600       0.000
1.000       1.000       46.26       0.000       0.000     DI2_165_168_L_0
  30 D   9.603     -2.4737E-05   102.1       48.01       102.1       51.34          UL-RL  1.3434E+05  -5.800       0.000
1.000       1.000       48.01       0.000       0.000     DI2_165_168_L_0
  31 D   9.951     -2.3265E-05   105.2       49.75       105.2       52.88          UL-RL  1.3434E+05  -6.000       0.000
1.000       1.000       49.75       0.000       0.000     DI2_165_168_L_0
  32 D   10.30     -2.1909E-05   108.2       51.48       108.2       54.43          UL-RL  1.3434E+05  -6.200       0.000
1.000       1.000       51.48       0.000       0.000     DI2_165_168_L_0
  33 D   10.64     -2.0662E-05   111.3       53.20       111.3       55.97          UL-RL  1.3434E+05  -6.400       0.000
1.000       1.000       53.20       0.000       0.000     DI2_165_168_L_0
  34 D   10.98     -1.9515E-05   114.4       54.90       114.4       57.52          UL-RL  1.3434E+05  -6.600       0.000
1.000       1.000       54.90       0.000       0.000     DI2_165_168_L_0
  35 D   11.32     -1.8459E-05   117.5       56.60       117.5       59.08          UL-RL  1.3434E+05  -6.800       0.000
1.000       1.000       56.60       0.000       0.000     DI2_165_168_L_0
  36 D   11.66     -1.7486E-05   120.6       58.28       120.6       60.63          UL-RL  1.3434E+05  -7.000       0.000
1.000       1.000       58.28       0.000       0.000     DI2_165_168_L_0
  37 D   11.99     -1.6587E-05   123.7       59.96       123.7       62.19          UL-RL  1.3434E+05  -7.200       0.000
1.000       1.000       59.96       0.000       0.000     DI2_165_168_L_0
  38 D   12.33     -1.5751E-05   126.8       61.63       126.8       63.75          UL-RL  1.3434E+05  -7.400       0.000
1.000       1.000       61.63       0.000       0.000     DI2_165_168_L_0
  39 D   12.66     -1.4972E-05   129.9       63.30       129.9       65.31          UL-RL  1.3434E+05  -7.600       0.000
1.000       1.000       63.30       0.000       0.000     DI2_165_168_L_0
  40 D   12.99     -1.4239E-05   133.0       64.96       133.0       66.87          UL-RL  1.3434E+05  -7.800       0.000
1.000       1.000       64.96       0.000       0.000     DI2_165_168_L_0
  41 D   13.32     -1.3544E-05   136.1       66.61       136.1       68.43          UL-RL  1.3434E+05  -8.000       0.000
1.000       1.000       66.61       0.000       0.000     DI2_165_168_L_0
  42 D   13.65     -1.2881E-05   139.3       68.26       139.3       69.99          UL-RL  1.3434E+05  -8.200       0.000
1.000       1.000       68.26       0.000       0.000     DI2_165_168_L_0
  43 D   13.98     -1.2242E-05   142.4       69.91       142.4       71.56          UL-RL  1.3434E+05  -8.400       0.000
1.000       1.000       69.91       0.000       0.000     DI2_165_168_L_0
  44 D   14.31     -1.1620E-05   145.5       71.56       145.5       73.12          UL-RL  1.3434E+05  -8.600       0.000
1.000       1.000       71.56       0.000       0.000     DI2_165_168_L_0
  45 D   14.64     -1.1011E-05   148.7       73.21       148.7       74.69          UL-RL  1.3434E+05  -8.800       0.000
1.000       1.000       73.21       0.000       0.000     DI2_165_168_L_0
  46 D   14.97     -1.0409E-05   151.8       74.85       151.8       76.25          UL-RL  1.3434E+05  -9.000       0.000
1.000       1.000       74.85       0.000       0.000     DI2_165_168_L_0
  47 D   15.30     -9.8109E-06   154.9       76.50       154.9       77.82          UL-RL  1.3434E+05  -9.200       0.000
1.000       1.000       76.50       0.000       0.000     DI2_165_168_L_0
  48 D   11.72     -9.2149E-06   158.1       78.14       158.1       79.38          UL-RL  1.3434E+05  -9.400       0.000
1.000       1.000       78.14       0.000       0.000     DI2_165_168_L_0
  49 D   3.948     -8.9170E-06   159.7       78.97       159.7       80.16          UL-RL  1.3434E+05  -9.500       0.000
1.000       1.000       78.97       0.000       0.000     DI2_165_168_L_0
```

```
+-------------------------------------------------------------------------------------------------------------------------------+
|                   PARATIEPLUS(TM)   NLS ENGINE RELEASE  2018.0    FULL VERSION  *Build date:Nov 13, 2017*                    |
|                                                                                                                               |
|                                    NewProject.BaseDesignSection_28.SISMICAGEO_1273                                            |
|                                   Exe Time : 4 September 2018 18:02:12                                                        |
+-------------------------------------------------------------------------------------------------------------------------------+
New Project


S T R E S S   R E S U L T S   F O R   G R O U P   N O.   2

0_R                                                              :
ELEMENT TYPE    5 NO.OF ELEMENTS. IN THIS GROUP   49
C U R R E N T   T I M E   I S      2.0000

 HARDENING 2D SOIL ELEMENT

 ****** TOTAL STRESS FORMULATION *****

  EL *   FORCE     DISPL-Y  VERTICAL-P  HORIZON.-P     MAX-V-P     MAX-H-P           STATE   STIFFNESS Z-LEVEL      PORE
E FACTOR    UFACTOR        Peq           Su_a         Su_p     LAYER
 ------------------------------------------------------------------------------------------------------------------------------
-------------------------------------------------------------------------------------------
   1     0.000         --          --          --          --          --          REMOVED     --        0.000       0.000
1.000       1.000       0.000       0.000       0.000     not available
   2     0.000         --          --          --          --          --          REMOVED     --      -0.2000       0.000
1.000       1.000       0.000       0.000       0.000     not available
   3     0.000         --          --          --          --          --          REMOVED     --      -0.4000       0.000
1.000       1.000       0.000       0.000       0.000     not available
   4     0.000         --          --          --          --          --          REMOVED     --      -0.6000       0.000
1.000       1.000       0.000       0.000       0.000     not available
   5     0.000         --          --          --          --          --          REMOVED     --      -0.8000       0.000
1.000       1.000       0.000       0.000       0.000     not available
   6 D   0.000      9.9424E-05   0.000       0.000       16.00       15.88         PASSIVE   0.000      -1.000       0.000
1.000       1.000       0.000       0.000       0.000     DI1_164_167_L_0
   7 D   2.038      9.5068E-05   3.200       10.19       19.20       17.60         PASSIVE   0.000      -1.200       0.000
1.000       1.000       10.19       0.000       0.000     DI1_164_167_L_0
   8 D   3.628      9.0751E-05   6.400       18.14       22.40       19.17           UL-RL  4.6055E+04  -1.400       0.000
1.000       1.000       18.14       0.000       0.000     DI1_164_167_L_0
   9 D   3.935      8.6492E-05   9.600       19.67       25.60       20.65           UL-RL  4.6055E+04  -1.600       0.000
1.000       1.000       19.67       0.000       0.000     DI1_164_167_L_0
  10 D   4.214      8.2309E-05   12.80       21.07       28.80       22.08           UL-RL  4.6055E+04  -1.800       0.000
1.000       1.000       21.07       0.000       0.000     DI1_164_167_L_0
  11 D   4.479      7.8216E-05   16.00       22.39       32.00       23.48           UL-RL  4.6055E+04  -2.000       0.000
1.000       1.000       22.39       0.000       0.000     DI1_164_167_L_0
  12 D   4.737      7.4224E-05   19.20       23.68       35.20       24.87           UL-RL  4.6055E+04  -2.200       0.000
1.000       1.000       23.68       0.000       0.000     DI1_164_167_L_0
  13 D   4.992      7.0344E-05   22.40       24.96       38.40       26.25           UL-RL  4.6055E+04  -2.400       0.000
1.000       1.000       24.96       0.000       0.000     DI1_164_167_L_0
  14 D   5.246      6.6583E-05   25.60       26.23       41.60       27.65           UL-RL  4.6055E+04  -2.600       0.000
1.000       1.000       26.23       0.000       0.000     DI1_164_167_L_0
  15 D   5.501      6.2948E-05   28.80       27.51       44.80       29.05           UL-RL  4.6055E+04  -2.800       0.000
1.000       1.000       27.51       0.000       0.000     DI1_164_167_L_0
  16 D   5.759      5.9443E-05   32.00       28.79       48.00       30.46           UL-RL  4.6055E+04  -3.000       0.000
1.000       1.000       28.79       0.000       0.000     DI1_164_167_L_0
  17 D   6.019      5.6072E-05   35.20       30.10       51.20       31.89           UL-RL  4.6055E+04  -3.200       0.000
1.000       1.000       30.10       0.000       0.000     DI1_164_167_L_0
  18 D   6.282      5.2836E-05   38.40       31.41       54.40       33.32           UL-RL  4.6055E+04  -3.400       0.000
1.000       1.000       31.41       0.000       0.000     DI1_164_167_L_0
  19 D   6.548      4.9738E-05   41.60       32.74       57.60       34.77           UL-RL  4.6055E+04  -3.600       0.000
1.000       1.000       32.74       0.000       0.000     DI1_164_167_L_0
  20 D   6.817      4.6778E-05   44.80       34.09       60.80       36.24           UL-RL  4.6055E+04  -3.800       0.000
1.000       1.000       34.09       0.000       0.000     DI1_164_167_L_0
  21 D   7.089      4.3956E-05   48.00       35.45       64.00       37.71           UL-RL  4.6055E+04  -4.000       0.000
1.000       1.000       35.45       0.000       0.000     DI1_164_167_L_0
  22 D   7.364      4.1271E-05   51.20       36.82       67.20       39.19           UL-RL  4.6055E+04  -4.200       0.000
1.000       1.000       36.82       0.000       0.000     DI1_164_167_L_0
  23 D   7.642      3.8725E-05   54.40       38.21       70.40       40.69           UL-RL  4.6055E+04  -4.400       0.000
1.000       1.000       38.21       0.000       0.000     DI1_164_167_L_0
  24 D   7.923      3.6316E-05   57.60       39.62       73.60       42.19           UL-RL  4.6055E+04  -4.600       0.000
1.000       1.000       39.62       0.000       0.000     DI1_164_167_L_0
```

```
  25 D   8.206      3.4045E-05   60.80      41.03      76.80      43.70          UL-RL  4.6055E+04  -4.800       0.000
1.000      1.000       41.03       0.000      0.000     DI1_164_167_L_0
  26 D   8.831      3.1911E-05   64.00      44.15      80.00      45.21          UL-RL  9.9130E+04  -5.000       0.000
1.000      1.000       44.15       0.000      0.000     DI2_165_168_L_0
  27 D   9.098      2.9916E-05   67.20      45.49      83.20      46.74          UL-RL  9.9130E+04  -5.200       0.000
1.000      1.000       45.49       0.000      0.000     DI2_165_168_L_0
  28 D   9.368      2.8058E-05   70.40      46.84      86.40      48.27          UL-RL  9.9130E+04  -5.400       0.000
1.000      1.000       46.84       0.000      0.000     DI2_165_168_L_0
  29 D   9.643      2.6333E-05   73.60      48.21      89.60      49.80          UL-RL  9.9130E+04  -5.600       0.000
1.000      1.000       48.21       0.000      0.000     DI2_165_168_L_0
  30 D   9.920      2.4737E-05   76.80      49.60      92.80      51.34          UL-RL  9.9130E+04  -5.800       0.000
1.000      1.000       49.60       0.000      0.000     DI2_165_168_L_0
  31 D   10.20      2.3265E-05   80.00      51.00      96.00      52.88          UL-RL  9.9130E+04  -6.000       0.000
1.000      1.000       51.00       0.000      0.000     DI2_165_168_L_0
  32 D   10.48      2.1909E-05   83.20      52.42      99.20      54.43          UL-RL  9.9130E+04  -6.200       0.000
1.000      1.000       52.42       0.000      0.000     DI2_165_168_L_0
  33 D   10.77      2.0662E-05   86.40      53.85      102.4      55.97          UL-RL  9.9130E+04  -6.400       0.000
1.000      1.000       53.85       0.000      0.000     DI2_165_168_L_0
  34 D   11.06      1.9515E-05   89.60      55.30      105.6      57.52          UL-RL  9.9130E+04  -6.600       0.000
1.000      1.000       55.30       0.000      0.000     DI2_165_168_L_0
  35 D   11.35      1.8459E-05   92.80      56.75      108.8      59.08          UL-RL  9.9130E+04  -6.800       0.000
1.000      1.000       56.75       0.000      0.000     DI2_165_168_L_0
  36 D   11.64      1.7486E-05   96.00      58.21      112.0      60.63          UL-RL  9.9130E+04  -7.000       0.000
1.000      1.000       58.21       0.000      0.000     DI2_165_168_L_0
  37 D   11.94      1.6587E-05   99.20      59.69      115.2      62.19          UL-RL  9.9130E+04  -7.200       0.000
1.000      1.000       59.69       0.000      0.000     DI2_165_168_L_0
  38 D   12.23      1.5751E-05   102.4      61.17      118.4      63.75          UL-RL  9.9130E+04  -7.400       0.000
1.000      1.000       61.17       0.000      0.000     DI2_165_168_L_0
  39 D   12.53      1.4972E-05   105.6      62.65      121.6      65.31          UL-RL  9.9130E+04  -7.600       0.000
1.000      1.000       62.65       0.000      0.000     DI2_165_168_L_0
  40 D   12.83      1.4239E-05   108.8      64.14      124.8      66.87          UL-RL  9.9130E+04  -7.800       0.000
1.000      1.000       64.14       0.000      0.000     DI2_165_168_L_0
  41 D   13.13      1.3544E-05   112.0      65.64      128.0      68.43          UL-RL  9.9130E+04  -8.000       0.000
1.000      1.000       65.64       0.000      0.000     DI2_165_168_L_0
  42 D   13.43      1.2881E-05   115.2      67.14      131.2      69.99          UL-RL  9.9130E+04  -8.200       0.000
1.000      1.000       67.14       0.000      0.000     DI2_165_168_L_0
  43 D   13.73      1.2242E-05   118.4      68.64      134.4      71.56          UL-RL  9.9130E+04  -8.400       0.000
1.000      1.000       68.64       0.000      0.000     DI2_165_168_L_0
  44 D   14.03      1.1620E-05   121.6      70.15      137.6      73.12          UL-RL  9.9130E+04  -8.600       0.000
1.000      1.000       70.15       0.000      0.000     DI2_165_168_L_0
  45 D   14.33      1.1011E-05   124.8      71.66      140.8      74.69          UL-RL  9.9130E+04  -8.800       0.000
1.000      1.000       71.66       0.000      0.000     DI2_165_168_L_0
  46 D   14.63      1.0409E-05   128.0      73.16      144.0      76.25          UL-RL  9.9130E+04  -9.000       0.000
1.000      1.000       73.16       0.000      0.000     DI2_165_168_L_0
  47 D   14.93      9.8109E-06   131.2      74.67      147.2      77.82          UL-RL  9.9130E+04  -9.200       0.000
1.000      1.000       74.67       0.000      0.000     DI2_165_168_L_0
  48 D   11.43      9.2149E-06   134.4      76.18      150.4      79.38          UL-RL  9.9130E+04  -9.400       0.000
1.000      1.000       76.18       0.000      0.000     DI2_165_168_L_0
  49 D   3.847      8.9170E-06   136.0      76.94      152.0      80.16          UL-RL  9.9130E+04  -9.500       0.000
1.000      1.000       76.94       0.000      0.000     DI2_165_168_L_0
```

```
+-------------------------------------------------------------------------------------------------------------------------+
|                   PARATIEPLUS(TM)   NLS ENGINE RELEASE  2018.0    FULL VERSION  *Build date:Nov 13, 2017*              |
|                                                                                                                         |
|                                    NewProject.BaseDesignSection_28.SISMICAGEO_1273                                      |
|                                   Exe Time : 4 September 2018 18:02:12                                                  |
+-------------------------------------------------------------------------------------------------------------------------+
New Project


S T R E S S   R E S U L T S   F O R   G R O U P   N O.   3

WallElement_33                                                :
ELEMENT TYPE    2 NO.OF ELEMENTS. IN THIS GROUP   48
C U R R E N T   T I M E   I S      2.0000

 WALL2D ELEMENT

   EL      TA          TB          MA          MB
-----------------------------------------------------
    1 2.26736E-03-2.26736E-03-1.72662E-12 4.53472E-04
    2 0.27220    -0.27220    -4.53472E-04 5.48943E-02
    3 0.82077    -0.82077    -5.48943E-02 0.21905
    4  1.9208     -1.9208    -0.21905     0.60321
    5  3.5349     -3.5349    -0.60321      1.3102
    6  5.5912     -5.5912     -1.3102      2.4284
    7  6.0030     -6.0030     -2.4284      3.6290
    8  5.1883     -5.1883     -3.6290      4.6667
    9  4.4104     -4.4104     -4.6667      5.5488
   10  3.6857     -3.6857     -5.5488      6.2859
   11  3.0221     -3.0221     -6.2859      6.8903
   12  2.4233     -2.4233     -6.8903      7.3750
   13  1.8907     -1.8907     -7.3750      7.7531
   14  1.4246     -1.4246     -7.7531      8.0381
   15  1.0242     -1.0242     -8.0381      8.2429
   16 0.68840    -0.68840     -8.2429      8.3806
   17 0.41549    -0.41549     -8.3806      8.4637
   18 0.20357    -0.20357     -8.4637      8.5044
   19 5.05165E-02-5.05165E-02 -8.5044      8.5145
   20-4.59311E-02 4.59311E-02 -8.5145      8.5053
   21-8.81384E-02 8.81384E-02 -8.5053      8.4877
   22-7.85438E-02 7.85438E-02 -8.4877      8.4720
   23-1.96411E-02 1.96411E-02 -8.4720      8.4680
   24 8.60319E-02-8.60319E-02 -8.4680      8.4853
   25 0.23590    -0.23590     -8.4853      8.5324
   26-0.40959     0.40959     -8.5324      8.4505
   27-0.96382     0.96382     -8.4505      8.2578
   28 -1.4330      1.4330     -8.2578      7.9711
   29 -1.8233      1.8233     -7.9711      7.6065
   30 -2.1405      2.1405     -7.6065      7.1784
   31 -2.3904      2.3904     -7.1784      6.7003
   32 -2.5783      2.5783     -6.7003      6.1846
   33 -2.7091      2.7091     -6.1846      5.6428
   34 -2.7875      2.7875     -5.6428      5.0853
   35 -2.8176      2.8176     -5.0853      4.5218
   36 -2.8033      2.8033     -4.5218      3.9611
   37 -2.7479      2.7479     -3.9611      3.4116
   38 -2.6544      2.6544     -3.4116      2.8807
   39 -2.5253      2.5253     -2.8807      2.3756
   40 -2.3627      2.3627     -2.3756      1.9031
   41 -2.1684      2.1684     -1.9031      1.4694
   42 -1.9439      1.9439     -1.4694      1.0806
   43 -1.6902      1.6902     -1.0806     0.74259
   44 -1.4080      1.4080    -0.74259     0.46099
   45 -1.0980      1.0980    -0.46099     0.24138
   46-0.76052     0.76052    -0.24138     8.92724E-02
   47-0.39563     0.39563    -8.92724E-02 1.01472E-02
   48-0.10147     0.10147    -1.01472E-02-9.33031E-13
```

```
+-------------------------------------------------------------------------------------------------------------------------------+
|                   PARATIEPLUS(TM)   NLS ENGINE RELEASE  2018.0    FULL VERSION  *Build date:Nov 13, 2017*                    |
|                                                                                                                               |
|                                    NewProject.BaseDesignSection_28.SISMICAGEO_1273                                            |
|                                   Exe Time : 4 September 2018 18:02:12                                                        |
+-------------------------------------------------------------------------------------------------------------------------------+
New Project


S T R E S S    R E S U L T S    F O R    G R O U P    N O.    4

Tieback_175                                                    :
ELEMENT TYPE    6 NO.OF ELEMENTS. IN THIS GROUP    1
C U R R E N T    T I M E    I S      2.0000

 POST-TENSION 2D-BOUNDARY ELEMENT

         EL    FORCE          d0          EDISPL     pl. eps          K     -ve limit   +ve limit
-------------------------------------------------------------------------------------------------------

***** NO ONE ELEMENT ACTIVE AT CURRENT STEP *****

ITER     0 RNORM = 0.000     RMNORM= 0.000
           RINORM=0.2282E+05 RIMNOR= 3300.
           RENORM=0.1439E+05 REMNOR=0.7942E-22 RATIO =0.7940     TOLER =0.1000E-03  NOT CONVERGED
           RFMAX = 119.9     RMMAX = 8.532
           RTSMAL=0.1000E-02 RMSMAL=0.1000E-04
           RDT   =0.2282E+05 RDR   = 3300.
           RATIOT=0.7940     RATIOR= 0.000
           MAX UN=0.4418E-10 IEQ=    25 NODE     13 DOF   1  Y-DISPL.F
           MIN UN=-119.9     IEQ=     1 NODE      1 DOF   1  Y-DISPL.F
           NO. OF CONTACT CONSTRAINT VIOLATIONS     0


ITER     2 RNORM = 0.000     RMNORM= 0.000
           RINORM=0.2282E+05 RIMNOR= 3300.
           RENORM= 215.8     REMNOR=0.3039E-19 RATIO =0.9724E-01 TOLER =0.1000E-03  NOT CONVERGED
           RFMAX = 119.9     RMMAX = 8.532
           RTSMAL=0.1000E-02 RMSMAL=0.1000E-04
           RDT   =0.2282E+05 RDR   = 3300.
           RATIOT=0.9724E-01 RATIOR= 0.000
           MAX UN=0.1226     IEQ=    77 NODE     39 DOF   1  Y-DISPL.F
           MIN UN=-7.721     IEQ=     3 NODE      2 DOF   1  Y-DISPL.F
           NO. OF CONTACT CONSTRAINT VIOLATIONS     0


ITER     3 RNORM = 0.000     RMNORM= 0.000
           RINORM=0.2282E+05 RIMNOR= 3300.
           RENORM= 18.01     REMNOR=0.1326E-19 RATIO =0.2810E-01 TOLER =0.1000E-03  NOT CONVERGED
           RFMAX = 119.9     RMMAX = 8.532
           RTSMAL=0.1000E-02 RMSMAL=0.1000E-04
           RDT   =0.2282E+05 RDR   = 3300.
           RATIOT=0.2810E-01 RATIOR= 0.000
           MAX UN=0.9819E-01 IEQ=    61 NODE     31 DOF   1  Y-DISPL.F
           MIN UN=-2.450     IEQ=    25 NODE     13 DOF   1  Y-DISPL.F
           NO. OF CONTACT CONSTRAINT VIOLATIONS     0


ITER     4 RNORM = 0.000     RMNORM= 0.000
           RINORM=0.2282E+05 RIMNOR= 3300.
           RENORM=0.3276E-02 REMNOR=0.1394E-19 RATIO =0.3789E-03 TOLER =0.1000E-03  NOT CONVERGED
           RFMAX = 119.9     RMMAX = 8.532
           RTSMAL=0.1000E-02 RMSMAL=0.1000E-04
           RDT   =0.2282E+05 RDR   = 3300.
           RATIOT=0.3789E-03 RATIOR= 0.000
           MAX UN=0.2841E-01 IEQ=    67 NODE     34 DOF   1  Y-DISPL.F
           MIN UN=-.4503E-01 IEQ=    57 NODE     29 DOF   1  Y-DISPL.F
           NO. OF CONTACT CONSTRAINT VIOLATIONS     0


ITER     5 RNORM = 0.000     RMNORM= 0.000
```

```
RINORM=0.2282E+05 RIMNOR= 3300.
RENORM=0.4530E-17 REMNOR=0.1238E-19 RATIO =0.1409E-10 TOLER =0.1000E-03      CONVERGED !
RFMAX = 119.9     RMMAX = 8.532
RTSMAL=0.1000E-02 RMSMAL=0.1000E-04
RDT   =0.2282E+05 RDR   = 3300.
RATIOT=0.1409E-10 RATIOR= 0.000
MAX UN=0.8407E-09 IEQ=     3 NODE      2 DOF   1  Y-DISPL.F
MIN UN=-.7025E-09 IEQ=     9 NODE      5 DOF   1  Y-DISPL.F
NO. OF CONTACT CONSTRAINT VIOLATIONS     0
```

```
+-------------------------------------------------------------------------------------------------------------------------+
|                   PARATIEPLUS(TM)   NLS ENGINE RELEASE  2018.0    FULL VERSION  *Build date:Nov 13, 2017*              |
|                                                                                                                         |
|                                    NewProject.BaseDesignSection_28.SISMICAGEO_1273                                      |
|                                   Exe Time : 4 September 2018 18:02:12                                                  |
+-------------------------------------------------------------------------------------------------------------------------+
New Project
SOLUTION REACHED USING     5 ITERATIONS ON   40

P R I N T   O U T   F O R   T I M E   S T E P    3     ( AT TIME   3.000     )

PRINT OUT OF ACTIVE COMPONENTS (FIXED NODES ARE NOT PRINTED OUT)

          Y-DISPL.F        X-ROT. F
            (02)             (04)            (
    1  -1.4836304E-03   4.1202087E-04
    2  -1.4012911E-03   4.1104768E-04
    3  -1.3193397E-03   4.0814945E-04
    4  -1.2381554E-03   4.0339086E-04
    5  -1.1581000E-03   3.9688198E-04
    6  -1.0795089E-03   3.8877821E-04
    7  -1.0026833E-03   3.7925566E-04
    8  -9.2788982E-04   3.6848540E-04
    9  -8.5536144E-04   3.5663098E-04
   10  -7.8529932E-04   3.4384820E-04
   11  -7.1787418E-04   3.3028523E-04
   12  -6.5322787E-04   3.1608269E-04
   13  -5.9147485E-04   3.0137396E-04
   14  -5.3270360E-04   2.8628546E-04
   15  -4.7697800E-04   2.7093698E-04
   16  -4.2433857E-04   2.5544208E-04
   17  -3.7480351E-04   2.3990836E-04
   18  -3.2837074E-04   2.2443817E-04
   19  -2.8501753E-04   2.0912858E-04
   20  -2.4470247E-04   1.9407152E-04
   21  -2.0736668E-04   1.7935090E-04
   22  -1.7293498E-04   1.6504013E-04
   23  -1.4131903E-04   1.5120330E-04
   24  -1.1241838E-04   1.3789569E-04
   25  -8.6122323E-05   1.2516456E-04
   26  -6.2311460E-05   1.1304984E-04
   27  -4.0858489E-05   1.0159518E-04
   28  -2.1626545E-05   9.0844811E-05
   29  -4.4714584E-06   8.0831032E-05
   30   1.0756399E-05   7.1575231E-05
   31   2.4209890E-05   6.3088269E-05
   32   3.6042944E-05   5.5370733E-05
   33   4.6408838E-05   4.8413928E-05
   34   5.5458124E-05   4.2201251E-05
   35   6.3337386E-05   3.6709288E-05
   36   7.0187952E-05   3.1909012E-05
   37   7.6144817E-05   2.7766564E-05
   38   8.1335858E-05   2.4243785E-05
   39   8.5880860E-05   2.1298945E-05
   40   8.9890974E-05   1.8887175E-05
   41   9.3468095E-05   1.6960873E-05
   42   9.6704353E-05   1.5470011E-05
   43   9.9681648E-05   1.4362384E-05
   44   1.0247124E-04   1.3583799E-05
   45   1.0513336E-04   1.3078223E-05
   46   1.0771687E-04   1.2787871E-05
   47   1.1025889E-04   1.2653291E-05
   48   1.1278449E-04   1.2613388E-05
   49   1.1404575E-04   1.2611377E-05
```

```
+-------------------------------------------------------------------------------------------------------------------------------+
|                   PARATIEPLUS(TM)   NLS ENGINE RELEASE  2018.0    FULL VERSION  *Build date:Nov 13, 2017*                    |
|                                                                                                                               |
|                                    NewProject.BaseDesignSection_28.SISMICAGEO_1273                                            |
|                                   Exe Time : 4 September 2018 18:02:12                                                        |
+-------------------------------------------------------------------------------------------------------------------------------+
New Project


S T R E S S   R E S U L T S   F O R   G R O U P   N O.   1

0_L                                                              :
ELEMENT TYPE    5 NO.OF ELEMENTS. IN THIS GROUP   49
C U R R E N T   T I M E   I S      3.0000

 HARDENING 2D SOIL ELEMENT

 ****** TOTAL STRESS FORMULATION *****

  EL *   FORCE     DISPL-Y  VERTICAL-P  HORIZON.-P     MAX-V-P     MAX-H-P           STATE   STIFFNESS Z-LEVEL      PORE
E FACTOR    UFACTOR       Peq           Su_a         Su_p     LAYER
 ------------------------------------------------------------------------------------------------------------------------------
-------------------------------------------------------------------------------------------
   1 D  2.2080E-02  1.4836E-03  5.5437E-02  0.2208      5.5437E-02   1.866         PASSIVE   0.000       0.000       0.000
1.000       1.000       0.2208       0.000       0.000     DI1_164_167_L_0
   2 D   2.629      1.4013E-03   3.300       13.14       3.300       13.14         PASSIVE   0.000     -0.2000       0.000
1.000       1.000       13.14        0.000       0.000     DI1_164_167_L_0
   3 D   5.342      1.3193E-03   6.706       26.71       6.706       26.71         PASSIVE   0.000     -0.4000       0.000
1.000       1.000       26.71        0.000       0.000     DI1_164_167_L_0
   4 D   8.221      1.2382E-03   10.32       41.10       10.32       41.10         PASSIVE   0.000     -0.6000       0.000
1.000       1.000       41.10        0.000       0.000     DI1_164_167_L_0
   5 D   10.93      1.1581E-03   14.08       54.65       14.08       54.65             V-C  3.5176E+04 -0.8000       0.000
1.000       1.000       54.65        0.000       0.000     DI1_164_167_L_0
   6 D   10.77      1.0795E-03   17.91       53.85       17.91       53.85             V-C  3.5176E+04  -1.000       0.000
1.000       1.000       53.85        0.000       0.000     DI1_164_167_L_0
   7 D   10.57      1.0027E-03   21.73       52.87       21.73       52.87             V-C  3.5176E+04  -1.200       0.000
1.000       1.000       52.87        0.000       0.000     DI1_164_167_L_0
   8 D   10.36      9.2789E-04   25.78       51.81       25.78       51.81             V-C  3.5176E+04  -1.400       0.000
1.000       1.000       51.81        0.000       0.000     DI1_164_167_L_0
   9 D   10.15      8.5536E-04   30.11       50.74       30.11       50.74             V-C  3.5176E+04  -1.600       0.000
1.000       1.000       50.74        0.000       0.000     DI1_164_167_L_0
  10 D   9.940      7.8530E-04   34.05       49.70       34.05       49.70             V-C  3.5176E+04  -1.800       0.000
1.000       1.000       49.70        0.000       0.000     DI1_164_167_L_0
  11 D   9.746      7.1787E-04   38.05       48.73       38.05       48.73             V-C  3.5176E+04  -2.000       0.000
1.000       1.000       48.73        0.000       0.000     DI1_164_167_L_0
  12 D   9.569      6.5323E-04   41.94       47.84       41.94       47.84             V-C  3.5176E+04  -2.200       0.000
1.000       1.000       47.84        0.000       0.000     DI1_164_167_L_0
  13 D   9.412      5.9147E-04   45.58       47.06       45.58       47.06             V-C  3.5176E+04  -2.400       0.000
1.000       1.000       47.06        0.000       0.000     DI1_164_167_L_0
  14 D   9.277      5.3270E-04   49.31       46.38       49.31       46.38             V-C  3.5176E+04  -2.600       0.000
1.000       1.000       46.38        0.000       0.000     DI1_164_167_L_0
  15 D   9.165      4.7698E-04   52.98       45.83       52.98       45.83             V-C  3.5176E+04  -2.800       0.000
1.000       1.000       45.83        0.000       0.000     DI1_164_167_L_0
  16 D   9.078      4.2434E-04   56.59       45.39       56.59       45.39             V-C  3.5176E+04  -3.000       0.000
1.000       1.000       45.39        0.000       0.000     DI1_164_167_L_0
  17 D   9.014      3.7480E-04   60.06       45.07       60.06       45.07             V-C  3.5176E+04  -3.200       0.000
1.000       1.000       45.07        0.000       0.000     DI1_164_167_L_0
  18 D   8.975      3.2837E-04   63.61       44.87       63.61       44.87             V-C  3.5176E+04  -3.400       0.000
1.000       1.000       44.87        0.000       0.000     DI1_164_167_L_0
  19 D   8.960      2.8502E-04   67.13       44.80       67.13       44.80             V-C  3.5176E+04  -3.600       0.000
1.000       1.000       44.80        0.000       0.000     DI1_164_167_L_0
  20 D   8.969      2.4470E-04   70.62       44.84       70.62       44.84             V-C  3.5176E+04  -3.800       0.000
1.000       1.000       44.84        0.000       0.000     DI1_164_167_L_0
  21 D   9.001      2.0737E-04   74.01       45.00       74.01       45.00             V-C  3.5176E+04  -4.000       0.000
1.000       1.000       45.00        0.000       0.000     DI1_164_167_L_0
  22 D   9.055      1.7293E-04   77.47       45.28       77.47       45.28             V-C  3.5176E+04  -4.200       0.000
1.000       1.000       45.28        0.000       0.000     DI1_164_167_L_0
  23 D   9.131      1.4132E-04   80.91       45.66       80.91       45.66             V-C  3.5176E+04  -4.400       0.000
1.000       1.000       45.66        0.000       0.000     DI1_164_167_L_0
  24 D   9.228      1.1242E-04   84.03       46.14       84.03       46.14             V-C  3.5176E+04  -4.600       0.000
1.000       1.000       46.14        0.000       0.000     DI1_164_167_L_0
```

25 D	9.345	8.6122E-05	87.01	46.73	87.01	46.73	V-C	3.5176E+04	-4.800	0.000		
1.000	1.000	46.73	0.000	0.000	DI1_164_167_L_0							
26 D	10.09	6.2311E-05	90.00	50.45	90.00	50.45	V-C	8.3963E+04	-5.000	0.000		
1.000	1.000	50.45	0.000	0.000	DI2_165_168_L_0							
27 D	10.03	4.0858E-05	93.01	50.17	93.01	50.17	V-C	8.3963E+04	-5.200	0.000		
1.000	1.000	50.17	0.000	0.000	DI2_165_168_L_0							
28 D	10.02	2.1627E-05	96.03	50.08	96.03	50.08	V-C	8.3963E+04	-5.400	0.000		
1.000	1.000	50.08	0.000	0.000	DI2_165_168_L_0							
29 D	10.03	4.4715E-06	99.06	50.17	99.06	50.17	V-C	8.3963E+04	-5.600	0.000		
1.000	1.000	50.17	0.000	0.000	DI2_165_168_L_0							
30 D	9.978	-1.0756E-05	102.1	49.89	102.1	51.34	UL-RL	1.3434E+05	-5.800	0.000		
1.000	1.000	49.89	0.000	0.000	DI2_165_168_L_0							
31 D	9.925	-2.4210E-05	105.2	49.63	105.2	52.88	UL-RL	1.3434E+05	-6.000	0.000		
1.000	1.000	49.63	0.000	0.000	DI2_165_168_L_0							
32 D	9.917	-3.6043E-05	108.2	49.58	108.2	54.43	UL-RL	1.3434E+05	-6.200	0.000		
1.000	1.000	49.58	0.000	0.000	DI2_165_168_L_0							
33 D	9.948	-4.6409E-05	111.3	49.74	111.3	55.97	UL-RL	1.3434E+05	-6.400	0.000		
1.000	1.000	49.74	0.000	0.000	DI2_165_168_L_0							
34 D	10.01	-5.5458E-05	114.4	50.07	114.4	57.52	UL-RL	1.3434E+05	-6.600	0.000		
1.000	1.000	50.07	0.000	0.000	DI2_165_168_L_0							
35 D	10.11	-6.3337E-05	117.5	50.57	117.5	59.08	UL-RL	1.3434E+05	-6.800	0.000		
1.000	1.000	50.57	0.000	0.000	DI2_165_168_L_0							
36 D	10.24	-7.0188E-05	120.6	51.20	120.6	60.63	UL-RL	1.3434E+05	-7.000	0.000		
1.000	1.000	51.20	0.000	0.000	DI2_165_168_L_0							
37 D	10.39	-7.6145E-05	123.7	51.96	123.7	62.19	UL-RL	1.3434E+05	-7.200	0.000		
1.000	1.000	51.96	0.000	0.000	DI2_165_168_L_0							
38 D	10.56	-8.1336E-05	126.8	52.82	126.8	63.75	UL-RL	1.3434E+05	-7.400	0.000		
1.000	1.000	52.82	0.000	0.000	DI2_165_168_L_0							
39 D	10.75	-8.5881E-05	129.9	53.77	129.9	65.31	UL-RL	1.3434E+05	-7.600	0.000		
1.000	1.000	53.77	0.000	0.000	DI2_165_168_L_0							
40 D	10.96	-8.9891E-05	133.0	54.79	133.0	66.87	UL-RL	1.3434E+05	-7.800	0.000		
1.000	1.000	54.79	0.000	0.000	DI2_165_168_L_0							
41 D	11.18	-9.3468E-05	136.1	55.88	136.1	68.43	UL-RL	1.3434E+05	-8.000	0.000		
1.000	1.000	55.88	0.000	0.000	DI2_165_168_L_0							
42 D	11.40	-9.6704E-05	139.3	57.00	139.3	69.99	UL-RL	1.3434E+05	-8.200	0.000		
1.000	1.000	57.00	0.000	0.000	DI2_165_168_L_0							
43 D	11.63	-9.9682E-05	142.4	58.17	142.4	71.56	UL-RL	1.3434E+05	-8.400	0.000		
1.000	1.000	58.17	0.000	0.000	DI2_165_168_L_0							
44 D	11.87	-1.0247E-04	145.5	59.36	145.5	73.12	UL-RL	1.3434E+05	-8.600	0.000		
1.000	1.000	59.36	0.000	0.000	DI2_165_168_L_0							
45 D	12.11	-1.0513E-04	148.7	60.56	148.7	74.69	UL-RL	1.3434E+05	-8.800	0.000		
1.000	1.000	60.56	0.000	0.000	DI2_165_168_L_0							
46 D	12.36	-1.0772E-04	151.8	61.78	151.8	76.25	UL-RL	1.3434E+05	-9.000	0.000		
1.000	1.000	61.78	0.000	0.000	DI2_165_168_L_0							
47 D	12.60	-1.1026E-04	154.9	63.00	154.9	77.82	UL-RL	1.3434E+05	-9.200	0.000		
1.000	1.000	63.00	0.000	0.000	DI2_165_168_L_0							
48 D	9.634	-1.1278E-04	158.1	64.23	158.1	79.38	UL-RL	1.3434E+05	-9.400	0.000		
1.000	1.000	64.23	0.000	0.000	DI2_165_168_L_0							
49 D	3.242	-1.1405E-04	159.7	64.84	159.7	80.16	UL-RL	1.3434E+05	-9.500	0.000		
1.000	1.000	64.84	0.000	0.000	DI2_165_168_L_0							

```
+-------------------------------------------------------------------------------------------------------------------------------+
|                   PARATIEPLUS(TM)   NLS ENGINE RELEASE  2018.0    FULL VERSION  *Build date:Nov 13, 2017*                    |
|                                                                                                                               |
|                                    NewProject.BaseDesignSection_28.SISMICAGEO_1273                                            |
|                                   Exe Time : 4 September 2018 18:02:12                                                        |
+-------------------------------------------------------------------------------------------------------------------------------+
New Project


S T R E S S   R E S U L T S   F O R   G R O U P   N O.   2

0_R                                                              :
ELEMENT TYPE    5 NO.OF ELEMENTS. IN THIS GROUP   49
C U R R E N T   T I M E   I S      3.0000

 HARDENING 2D SOIL ELEMENT

 ****** TOTAL STRESS FORMULATION *****

  EL *   FORCE     DISPL-Y  VERTICAL-P  HORIZON.-P     MAX-V-P     MAX-H-P           STATE   STIFFNESS Z-LEVEL      PORE
E FACTOR    UFACTOR       Peq           Su_a         Su_p     LAYER
 ------------------------------------------------------------------------------------------------------------------------------
-------------------------------------------------------------------------------------------
   1     0.000         --          --          --          --          --          REMOVED     --        0.000       0.000
1.000       1.000       0.000       0.000       0.000     not available
   2     0.000         --          --          --          --          --          REMOVED     --      -0.2000       0.000
1.000       1.000       0.000       0.000       0.000     not available
   3     0.000         --          --          --          --          --          REMOVED     --      -0.4000       0.000
1.000       1.000       0.000       0.000       0.000     not available
   4     0.000         --          --          --          --          --          REMOVED     --      -0.6000       0.000
1.000       1.000       0.000       0.000       0.000     not available
   5     0.000         --          --          --          --          --          REMOVED     --      -0.8000       0.000
1.000       1.000       0.000       0.000       0.000     not available
   6 D   0.000    -1.0795E-03   0.000       0.000       16.00       15.88          ACTIVE   0.000      -1.000       0.000
1.000       1.000       0.000       0.000       0.000     DI1_164_167_L_0
   7 D  0.2618    -1.0027E-03   3.200       1.309       19.20       17.60          ACTIVE   0.000      -1.200       0.000
1.000       1.000       1.309       0.000       0.000     DI1_164_167_L_0
   8 D  0.5235    -9.2789E-04   6.400       2.618       22.40       19.17          ACTIVE   0.000      -1.400       0.000
1.000       1.000       2.618       0.000       0.000     DI1_164_167_L_0
   9 D  0.7853    -8.5536E-04   9.600       3.926       25.60       20.65          ACTIVE   0.000      -1.600       0.000
1.000       1.000       3.926       0.000       0.000     DI1_164_167_L_0
  10 D   1.047    -7.8530E-04   12.80       5.235       28.80       22.08          ACTIVE   0.000      -1.800       0.000
1.000       1.000       5.235       0.000       0.000     DI1_164_167_L_0
  11 D   1.309    -7.1787E-04   16.00       6.544       32.00       23.48          ACTIVE   0.000      -2.000       0.000
1.000       1.000       6.544       0.000       0.000     DI1_164_167_L_0
  12 D   1.571    -6.5323E-04   19.20       7.853       35.20       24.87          ACTIVE   0.000      -2.200       0.000
1.000       1.000       7.853       0.000       0.000     DI1_164_167_L_0
  13 D   1.832    -5.9147E-04   22.40       9.162       38.40       26.25          ACTIVE   0.000      -2.400       0.000
1.000       1.000       9.162       0.000       0.000     DI1_164_167_L_0
  14 D   2.094    -5.3270E-04   25.60       10.47       41.60       27.65          ACTIVE   0.000      -2.600       0.000
1.000       1.000       10.47       0.000       0.000     DI1_164_167_L_0
  15 D   2.356    -4.7698E-04   28.80       11.78       44.80       29.05          ACTIVE   0.000      -2.800       0.000
1.000       1.000       11.78       0.000       0.000     DI1_164_167_L_0
  16 D   2.618    -4.2434E-04   32.00       13.09       48.00       30.46          ACTIVE   0.000      -3.000       0.000
1.000       1.000       13.09       0.000       0.000     DI1_164_167_L_0
  17 D   2.879    -3.7480E-04   35.20       14.40       51.20       31.89          ACTIVE   0.000      -3.200       0.000
1.000       1.000       14.40       0.000       0.000     DI1_164_167_L_0
  18 D   3.141    -3.2837E-04   38.40       15.71       54.40       33.32          ACTIVE   0.000      -3.400       0.000
1.000       1.000       15.71       0.000       0.000     DI1_164_167_L_0
  19 D   3.465    -2.8502E-04   41.60       17.32       57.60       34.77           UL-RL  4.6055E+04  -3.600       0.000
1.000       1.000       17.32       0.000       0.000     DI1_164_167_L_0
  20 D   4.132    -2.4470E-04   44.80       20.66       60.80       36.24           UL-RL  4.6055E+04  -3.800       0.000
1.000       1.000       20.66       0.000       0.000     DI1_164_167_L_0
  21 D   4.774    -2.0737E-04   48.00       23.87       64.00       37.71           UL-RL  4.6055E+04  -4.000       0.000
1.000       1.000       23.87       0.000       0.000     DI1_164_167_L_0
  22 D   5.391    -1.7293E-04   51.20       26.96       67.20       39.19           UL-RL  4.6055E+04  -4.200       0.000
1.000       1.000       26.96       0.000       0.000     DI1_164_167_L_0
  23 D   5.984    -1.4132E-04   54.40       29.92       70.40       40.69           UL-RL  4.6055E+04  -4.400       0.000
1.000       1.000       29.92       0.000       0.000     DI1_164_167_L_0
  24 D   6.553    -1.1242E-04   57.60       32.77       73.60       42.19           UL-RL  4.6055E+04  -4.600       0.000
1.000       1.000       32.77       0.000       0.000     DI1_164_167_L_0
```

25 D	7.099	-8.6122E-05	60.80	35.50	76.80	43.70	UL-RL	4.6055E+04	-4.800	0.000		
1.000	1.000	35.50	0.000	0.000	DI1_164_167_L_0							
26 D	6.963	-6.2311E-05	64.00	34.81	80.00	45.21	UL-RL	9.9130E+04	-5.000	0.000		
1.000	1.000	34.81	0.000	0.000	DI2_165_168_L_0							
27 D	7.695	-4.0858E-05	67.20	38.47	83.20	46.74	UL-RL	9.9130E+04	-5.200	0.000		
1.000	1.000	38.47	0.000	0.000	DI2_165_168_L_0							
28 D	8.383	-2.1627E-05	70.40	41.92	86.40	48.27	UL-RL	9.9130E+04	-5.400	0.000		
1.000	1.000	41.92	0.000	0.000	DI2_165_168_L_0							
29 D	9.032	-4.4715E-06	73.60	45.16	89.60	49.80	UL-RL	9.9130E+04	-5.600	0.000		
1.000	1.000	45.16	0.000	0.000	DI2_165_168_L_0							
30 D	9.643	1.0756E-05	76.80	48.21	92.80	51.34	UL-RL	9.9130E+04	-5.800	0.000		
1.000	1.000	48.21	0.000	0.000	DI2_165_168_L_0							
31 D	10.19	2.4210E-05	80.00	50.97	96.00	53.10	UL-RL	9.9130E+04	-6.000	0.000		
1.000	1.000	50.97	0.000	0.000	DI2_165_168_L_0							
32 D	10.71	3.6043E-05	83.20	53.55	99.20	54.87	UL-RL	9.9130E+04	-6.200	0.000		
1.000	1.000	53.55	0.000	0.000	DI2_165_168_L_0							
33 D	11.20	4.6409E-05	86.40	56.02	102.4	56.61	UL-RL	9.9130E+04	-6.400	0.000		
1.000	1.000	56.02	0.000	0.000	DI2_165_168_L_0							
34 D	11.64	5.5458E-05	89.60	58.22	105.6	58.59	UL-RL	9.9130E+04	-6.600	0.000		
1.000	1.000	58.22	0.000	0.000	DI2_165_168_L_0							
35 D	12.06	6.3337E-05	92.80	60.31	108.8	60.56	UL-RL	9.9130E+04	-6.800	0.000		
1.000	1.000	60.31	0.000	0.000	DI2_165_168_L_0							
36 D	12.47	7.0188E-05	96.00	62.34	112.0	62.46	UL-RL	9.9130E+04	-7.000	0.000		
1.000	1.000	62.34	0.000	0.000	DI2_165_168_L_0							
37 D	12.86	7.6145E-05	99.20	64.31	115.2	64.32	UL-RL	9.9130E+04	-7.200	0.000		
1.000	1.000	64.31	0.000	0.000	DI2_165_168_L_0							
38 D	13.24	8.1336E-05	102.4	66.20	118.4	66.20	V-C	6.1956E+04	-7.400	0.000		
1.000	1.000	66.20	0.000	0.000	DI2_165_168_L_0							
39 D	13.61	8.5881E-05	105.6	68.04	121.6	68.04	V-C	6.1956E+04	-7.600	0.000		
1.000	1.000	68.04	0.000	0.000	DI2_165_168_L_0							
40 D	13.97	8.9891E-05	108.8	69.85	124.8	69.85	V-C	6.1956E+04	-7.800	0.000		
1.000	1.000	69.85	0.000	0.000	DI2_165_168_L_0							
41 D	14.33	9.3468E-05	112.0	71.64	128.0	71.64	V-C	6.1956E+04	-8.000	0.000		
1.000	1.000	71.64	0.000	0.000	DI2_165_168_L_0							
42 D	14.68	9.6704E-05	115.2	73.40	131.2	73.40	V-C	6.1956E+04	-8.200	0.000		
1.000	1.000	73.40	0.000	0.000	DI2_165_168_L_0							
43 D	15.03	9.9682E-05	118.4	75.15	134.4	75.15	V-C	6.1956E+04	-8.400	0.000		
1.000	1.000	75.15	0.000	0.000	DI2_165_168_L_0							
44 D	15.38	1.0247E-04	121.6	76.89	137.6	76.89	V-C	6.1956E+04	-8.600	0.000		
1.000	1.000	76.89	0.000	0.000	DI2_165_168_L_0							
45 D	15.72	1.0513E-04	124.8	78.62	140.8	78.62	V-C	6.1956E+04	-8.800	0.000		
1.000	1.000	78.62	0.000	0.000	DI2_165_168_L_0							
46 D	16.07	1.0772E-04	128.0	80.35	144.0	80.35	V-C	6.1956E+04	-9.000	0.000		
1.000	1.000	80.35	0.000	0.000	DI2_165_168_L_0							
47 D	16.41	1.1026E-04	131.2	82.07	147.2	82.07	V-C	6.1956E+04	-9.200	0.000		
1.000	1.000	82.07	0.000	0.000	DI2_165_168_L_0							
48 D	12.57	1.1278E-04	134.4	83.80	150.4	83.80	V-C	6.1956E+04	-9.400	0.000		
1.000	1.000	83.80	0.000	0.000	DI2_165_168_L_0							
49 D	4.233	1.1405E-04	136.0	84.66	152.0	84.66	V-C	6.1956E+04	-9.500	0.000		
1.000	1.000	84.66	0.000	0.000	DI2_165_168_L_0							

```
+-------------------------------------------------------------------------------------------------------------------------+
|                   PARATIEPLUS(TM)   NLS ENGINE RELEASE  2018.0    FULL VERSION  *Build date:Nov 13, 2017*              |
|                                                                                                                         |
|                                    NewProject.BaseDesignSection_28.SISMICAGEO_1273                                      |
|                                   Exe Time : 4 September 2018 18:02:12                                                  |
+-------------------------------------------------------------------------------------------------------------------------+
New Project


S T R E S S   R E S U L T S   F O R   G R O U P   N O.   3

WallElement_33                                                :
ELEMENT TYPE    2 NO.OF ELEMENTS. IN THIS GROUP   48
C U R R E N T   T I M E   I S     3.0000

 WALL2D ELEMENT

   EL      TA          TB          MA          MB
-------------------------------------------------------
    1 -119.92      119.92     6.09212E-11 -23.984
    2 -117.29      117.29      23.984     -47.443
    3 -111.95      111.95      47.443     -69.834
    4 -103.73      103.73      69.834     -90.580
    5 -92.801      92.801      90.580     -109.14
    6 -82.031      82.031      109.14     -125.55
    7 -71.719      71.719      125.55     -139.89
    8 -61.880      61.880      139.89     -152.27
    9 -52.517      52.517      152.27     -162.77
   10 -43.624      43.624      162.77     -171.49
   11 -35.187      35.187      171.49     -178.53
   12 -27.189      27.189      178.53     -183.97
   13 -19.609      19.609      183.97     -187.89
   14 -12.427      12.427      187.89     -190.38
   15 -5.6171      5.6171      190.38     -191.50
   16 0.84284    -0.84284      191.50     -191.33
   17  6.9776     -6.9776      191.33     -189.94
   18  12.811     -12.811      189.94     -187.37
   19  18.307     -18.307      187.37     -183.71
   20  23.143     -23.143      183.71     -179.08
   21  27.370     -27.370      179.08     -173.61
   22  31.033     -31.033      173.61     -167.40
   23  34.181     -34.181      167.40     -160.57
   24  36.856     -36.856      160.57     -153.20
   25  39.102     -39.102      153.20     -145.38
   26  42.228     -42.228      145.38     -136.93
   27  44.567     -44.567      136.93     -128.02
   28  46.200     -46.200      128.02     -118.78
   29  47.203     -47.203      118.78     -109.34
   30  47.538     -47.538      109.34     -99.828
   31  47.270     -47.270      99.828     -90.374
   32  46.477     -46.477      90.374     -81.079
   33  45.220     -45.220      81.079     -72.035
   34  43.591     -43.591      72.035     -63.316
   35  41.643     -41.643      63.316     -54.988
   36  39.416     -39.416      54.988     -47.105
   37  36.946     -36.946      47.105     -39.715
   38  34.271     -34.271      39.715     -32.861
   39  31.417     -31.417      32.861     -26.578
   40  28.405     -28.405      26.578     -20.897
   41  25.252     -25.252      20.897     -15.846
   42  21.972     -21.972      15.846     -11.452
   43  18.575     -18.575      11.452     -7.7368
   44  15.067     -15.067      7.7368     -4.7234
   45  11.455     -11.455      4.7234     -2.4324
   46  7.7405     -7.7405      2.4324    -0.88433
   47  3.9262     -3.9262     0.88433    -9.90904E-02
   48 0.99086    -0.99086     9.90904E-02 7.36144E-12
```

```
+-------------------------------------------------------------------------------------------------------------------------------+
|                   PARATIEPLUS(TM)   NLS ENGINE RELEASE  2018.0    FULL VERSION  *Build date:Nov 13, 2017*                    |
|                                                                                                                               |
|                                    NewProject.BaseDesignSection_28.SISMICAGEO_1273                                            |
|                                   Exe Time : 4 September 2018 18:02:12                                                        |
+-------------------------------------------------------------------------------------------------------------------------------+
New Project


S T R E S S   R E S U L T S   F O R   G R O U P   N O.   4

Tieback_175                                                 :
ELEMENT TYPE    6 NO.OF ELEMENTS. IN THIS GROUP    1
C U R R E N T   T I M E   I S      3.0000

 POST-TENSION 2D-BOUNDARY ELEMENT

         EL    FORCE          d0          EDISPL     pl. eps          K     -ve limit   +ve limit
-----------------------------------------------------------------------------------------------------------
 ANCHOR    1   138.50     -1.38998E-03 -1.38998E-03   0.0000       0.0000       0.0000       0.0000     BORN NOW JUST
ACTIVATED

 ITER     0 RNORM = 0.000     RMNORM= 0.000
             RINORM=0.2565E+06 RIMNOR=0.1446E+07
             RENORM= 1040.     REMNOR=0.1238E-19 RATIO =0.6367E-01 TOLER =0.1000E-03  NOT CONVERGED
             RFMAX = 119.9     RMMAX = 191.5
             RTSMAL=0.1000E-02 RMSMAL=0.1000E-02
             RDT   =0.2565E+06 RDR   =0.1446E+07
             RATIOT=0.6367E-01 RATIOR= 0.000
             MAX UN= 9.032     IEQ=    57 NODE     29 DOF   1  Y-DISPL.F
             MIN UN=-.7025E-09 IEQ=     9 NODE      5 DOF   1  Y-DISPL.F
             NO. OF CONTACT CONSTRAINT VIOLATIONS     0


 ITER     2 RNORM = 0.000     RMNORM= 0.000
             RINORM=0.2565E+06 RIMNOR=0.1446E+07
             RENORM= 112.2     REMNOR=0.1602E-18 RATIO =0.2091E-01 TOLER =0.1000E-03  NOT CONVERGED
             RFMAX = 119.9     RMMAX = 191.5
             RTSMAL=0.1000E-02 RMSMAL=0.1000E-02
             RDT   =0.2565E+06 RDR   =0.1446E+07
             RATIOT=0.2091E-01 RATIOR= 0.000
             MAX UN= 5.207     IEQ=    59 NODE     30 DOF   1  Y-DISPL.F
             MIN UN=-.1509E-08 IEQ=    41 NODE     21 DOF   1  Y-DISPL.F
             NO. OF CONTACT CONSTRAINT VIOLATIONS     0


 ITER     3 RNORM = 0.000     RMNORM= 0.000
             RINORM=0.2565E+06 RIMNOR=0.1446E+07
             RENORM= 1.193     REMNOR=0.4539E-19 RATIO =0.2156E-02 TOLER =0.1000E-03  NOT CONVERGED
             RFMAX = 119.9     RMMAX = 191.5
             RTSMAL=0.1000E-02 RMSMAL=0.1000E-02
             RDT   =0.2565E+06 RDR   =0.1446E+07
             RATIOT=0.2156E-02 RATIOR= 0.000
             MAX UN=0.8960     IEQ=    65 NODE     33 DOF   1  Y-DISPL.F
             MIN UN=-.8752E-09 IEQ=    39 NODE     20 DOF   1  Y-DISPL.F
             NO. OF CONTACT CONSTRAINT VIOLATIONS     0


 ITER     4 RNORM = 0.000     RMNORM= 0.000
             RINORM=0.2565E+06 RIMNOR=0.1446E+07
             RENORM=0.5349E-02 REMNOR=0.6275E-19 RATIO =0.1444E-03 TOLER =0.1000E-03  NOT CONVERGED
             RFMAX = 119.9     RMMAX = 191.5
             RTSMAL=0.1000E-02 RMSMAL=0.1000E-02
             RDT   =0.2565E+06 RDR   =0.1446E+07
             RATIOT=0.1444E-03 RATIOR= 0.000
             MAX UN=0.7110E-01 IEQ=    69 NODE     35 DOF   1  Y-DISPL.F
             MIN UN=-.3284E-08 IEQ=    95 NODE     48 DOF   1  Y-DISPL.F
             NO. OF CONTACT CONSTRAINT VIOLATIONS     0


 ITER     5 RNORM = 0.000     RMNORM= 0.000
```

```
RINORM=0.2565E+06 RIMNOR=0.1446E+07
RENORM=0.3128E-16 REMNOR=0.6770E-19 RATIO =0.1104E-10 TOLER =0.1000E-03      CONVERGED !
RFMAX = 119.9     RMMAX = 191.5
RTSMAL=0.1000E-02 RMSMAL=0.1000E-02
RDT   =0.2565E+06 RDR   =0.1446E+07
RATIOT=0.1104E-10 RATIOR= 0.000
MAX UN=0.3647E-08 IEQ=    95 NODE     48 DOF   1  Y-DISPL.F
MIN UN=-.3264E-08 IEQ=    97 NODE     49 DOF   1  Y-DISPL.F
NO. OF CONTACT CONSTRAINT VIOLATIONS     0
```

```
+-----------------------------------------------------------------------------------------------------------------------+
|                  PARATIEPLUS(TM)   NLS ENGINE RELEASE  2018.0    FULL VERSION  *Build date:Nov 13, 2017*              |
|                                                                                                                       |
|                                   NewProject.BaseDesignSection_28.SISMICAGEO_1273                                     |
|                                  Exe Time : 4 September 2018 18:02:12                                                 |
+-----------------------------------------------------------------------------------------------------------------------+
New Project
SOLUTION REACHED USING     5 ITERATIONS ON   40

P R I N T   O U T   F O R   T I M E   S T E P    4     ( AT TIME   4.000     )

PRINT OUT OF ACTIVE COMPONENTS (FIXED NODES ARE NOT PRINTED OUT)

          Y-DISPL.F        X-ROT. F
           (02)            (04)            (
    1  -6.6392376E-04   4.9286349E-04
    2  -5.6541651E-04   4.9188174E-04
    3  -4.6730161E-04   4.8894175E-04
    4  -3.6996821E-04   4.8407574E-04
    5  -2.7379458E-04   4.7736069E-04
    6  -1.7913909E-04   4.6891832E-04
    7  -8.6332956E-05   4.5889040E-04
    8   4.3205882E-06   4.4741520E-04
    9   9.2545596E-05   4.3462708E-04
   10   1.7809258E-04   4.2065633E-04
   11   2.6073770E-04   4.0562920E-04
   12   3.4028199E-04   3.8966811E-04
   13   4.1655060E-04   3.7289188E-04
   14   4.8939210E-04   3.5541603E-04
   15   5.5867788E-04   3.3735320E-04
   16   6.2430159E-04   3.1881347E-04
   17   6.8617898E-04   2.9990471E-04
   18   7.4424628E-04   2.8073335E-04
   19   7.9846180E-04   2.6140426E-04
   20   8.4880441E-04   2.4202151E-04
   21   8.9527351E-04   2.2268883E-04
   22   9.3788993E-04   2.0350962E-04
   23   9.7669453E-04   1.8458794E-04
   24   1.0117493E-03   1.6602961E-04
   25   1.0431379E-03   1.4794412E-04
   26   1.0709661E-03   1.3044500E-04
   27   1.0953622E-03   1.1364242E-04
   28   1.1164764E-03   9.7642653E-05
   29   1.1344801E-03   8.2555846E-05
   30   1.1495672E-03   6.8495686E-05
   31   1.1619531E-03   5.5555313E-05
   32   1.1718675E-03   4.3788208E-05
   33   1.1795478E-03   3.3212956E-05
   34   1.1852311E-03   2.3813619E-05
   35   1.1891486E-03   1.5545084E-05
   36   1.1915206E-03   8.3484054E-06
   37   1.1925552E-03   2.1607514E-06
   38   1.1924477E-03  -3.0843042E-06
   39   1.1913797E-03  -7.4562554E-06
   40   1.1895186E-03  -1.1027512E-05
   41   1.1870171E-03  -1.3873134E-05
   42   1.1840125E-03  -1.6070642E-05
   43   1.1806267E-03  -1.7699859E-05
   44   1.1769650E-03  -1.8842782E-05
   45   1.1731164E-03  -1.9583484E-05
   46   1.1691527E-03  -2.0008037E-05
   47   1.1651284E-03  -2.0204436E-05
   48   1.1610802E-03  -2.0262563E-05
   49   1.1590536E-03  -2.0265487E-05
```

```
+-------------------------------------------------------------------------------------------------------------------------------+
|                   PARATIEPLUS(TM)   NLS ENGINE RELEASE  2018.0    FULL VERSION  *Build date:Nov 13, 2017*                    |
|                                                                                                                               |
|                                    NewProject.BaseDesignSection_28.SISMICAGEO_1273                                            |
|                                   Exe Time : 4 September 2018 18:02:12                                                        |
+-------------------------------------------------------------------------------------------------------------------------------+
New Project


S T R E S S   R E S U L T S   F O R   G R O U P   N O.   1

0_L                                                              :
ELEMENT TYPE    5 NO.OF ELEMENTS. IN THIS GROUP   49
C U R R E N T   T I M E   I S      4.0000

 HARDENING 2D SOIL ELEMENT

 ****** TOTAL STRESS FORMULATION *****

  EL *   FORCE     DISPL-Y  VERTICAL-P  HORIZON.-P     MAX-V-P     MAX-H-P           STATE   STIFFNESS Z-LEVEL      PORE
E FACTOR    UFACTOR       Peq           Su_a         Su_p     LAYER
 ------------------------------------------------------------------------------------------------------------------------------
-------------------------------------------------------------------------------------------
   1 D  5.3049E-03  6.6392E-04  5.5437E-02  5.3049E-02  5.5437E-02   1.866          UL-RL  1.1849E+04   0.000       0.000
1.000       1.000      5.3049E-02   0.000       0.000     DI1_164_167_L_0
   2 D  0.6480      5.6542E-04   3.300       3.240       3.300       13.14          UL-RL  1.1849E+04 -0.2000       0.000
1.000       1.000       3.240       0.000       0.000     DI1_164_167_L_0
   3 D   3.323      4.6730E-04   6.706       16.62       6.706       26.71          UL-RL  1.1849E+04 -0.4000       0.000
1.000       1.000       16.62       0.000       0.000     DI1_164_167_L_0
   4 D   6.163      3.6997E-04   10.32       30.82       10.32       41.10          UL-RL  1.1849E+04 -0.6000       0.000
1.000       1.000       30.82       0.000       0.000     DI1_164_167_L_0
   5 D   8.834      2.7379E-04   14.08       44.17       14.08       54.65          UL-RL  1.1849E+04 -0.8000       0.000
1.000       1.000       44.17       0.000       0.000     DI1_164_167_L_0
   6 D   8.636      1.7914E-04   17.91       43.18       17.91       53.85          UL-RL  1.1849E+04  -1.000       0.000
1.000       1.000       43.18       0.000       0.000     DI1_164_167_L_0
   7 D   8.403      8.6333E-05   21.73       42.01       21.73       52.87          UL-RL  1.1849E+04  -1.200       0.000
1.000       1.000       42.01       0.000       0.000     DI1_164_167_L_0
   8 D   8.153     -4.3206E-06   25.78       40.77       25.78       51.81          UL-RL  1.1849E+04  -1.400       0.000
1.000       1.000       40.77       0.000       0.000     DI1_164_167_L_0
   9 D   7.902     -9.2546E-05   30.11       39.51       30.11       50.74          UL-RL  1.1849E+04  -1.600       0.000
1.000       1.000       39.51       0.000       0.000     DI1_164_167_L_0
  10 D   7.657     -1.7809E-04   34.05       38.29       34.05       49.70          UL-RL  1.1849E+04  -1.800       0.000
1.000       1.000       38.29       0.000       0.000     DI1_164_167_L_0
  11 D   7.427     -2.6074E-04   38.05       37.13       38.05       48.73          UL-RL  1.1849E+04  -2.000       0.000
1.000       1.000       37.13       0.000       0.000     DI1_164_167_L_0
  12 D   7.214     -3.4028E-04   41.94       36.07       41.94       47.84          UL-RL  1.1849E+04  -2.200       0.000
1.000       1.000       36.07       0.000       0.000     DI1_164_167_L_0
  13 D   7.023     -4.1655E-04   45.58       35.12       45.58       47.06          UL-RL  1.1849E+04  -2.400       0.000
1.000       1.000       35.12       0.000       0.000     DI1_164_167_L_0
  14 D   6.855     -4.8939E-04   49.31       34.27       49.31       46.38          UL-RL  1.1849E+04  -2.600       0.000
1.000       1.000       34.27       0.000       0.000     DI1_164_167_L_0
  15 D   6.711     -5.5868E-04   52.98       33.56       52.98       45.83          UL-RL  1.1849E+04  -2.800       0.000
1.000       1.000       33.56       0.000       0.000     DI1_164_167_L_0
  16 D   6.593     -6.2430E-04   56.59       32.96       56.59       45.39          UL-RL  1.1849E+04  -3.000       0.000
1.000       1.000       32.96       0.000       0.000     DI1_164_167_L_0
  17 D   6.500     -6.8618E-04   60.06       32.50       60.06       45.07          UL-RL  1.1849E+04  -3.200       0.000
1.000       1.000       32.50       0.000       0.000     DI1_164_167_L_0
  18 D   6.433     -7.4425E-04   63.61       32.17       63.61       44.87          UL-RL  1.1849E+04  -3.400       0.000
1.000       1.000       32.17       0.000       0.000     DI1_164_167_L_0
  19 D   6.392     -7.9846E-04   67.13       31.96       67.13       44.80          UL-RL  1.1849E+04  -3.600       0.000
1.000       1.000       31.96       0.000       0.000     DI1_164_167_L_0
  20 D   6.377     -8.4880E-04   70.62       31.89       70.62       44.84          UL-RL  1.1849E+04  -3.800       0.000
1.000       1.000       31.89       0.000       0.000     DI1_164_167_L_0
  21 D   6.388     -8.9527E-04   74.01       31.94       74.01       45.00          UL-RL  1.1849E+04  -4.000       0.000
1.000       1.000       31.94       0.000       0.000     DI1_164_167_L_0
  22 D   6.423     -9.3789E-04   77.47       32.11       77.47       45.28          UL-RL  1.1849E+04  -4.200       0.000
1.000       1.000       32.11       0.000       0.000     DI1_164_167_L_0
  23 D   6.618     -9.7669E-04   80.91       33.09       80.91       45.66          ACTIVE   0.000      -4.400       0.000
1.000       1.000       33.09       0.000       0.000     DI1_164_167_L_0
  24 D   6.873     -1.0117E-03   84.03       34.37       84.03       46.14          ACTIVE   0.000      -4.600       0.000
1.000       1.000       34.37       0.000       0.000     DI1_164_167_L_0
```

25 D	7.117	-1.0431E-03	87.01	35.59	87.01	46.73	ACTIVE	0.000	-4.800	0.000
1.000	1.000	35.59	0.000	0.000	DI1_164_167_L_0					
26 D	6.448	-1.0710E-03	90.00	32.24	90.00	50.45	ACTIVE	0.000	-5.000	0.000
1.000	1.000	32.24	0.000	0.000	DI2_165_168_L_0					
27 D	6.670	-1.0954E-03	93.01	33.35	93.01	50.17	ACTIVE	0.000	-5.200	0.000
1.000	1.000	33.35	0.000	0.000	DI2_165_168_L_0					
28 D	6.893	-1.1165E-03	96.03	34.46	96.03	50.08	ACTIVE	0.000	-5.400	0.000
1.000	1.000	34.46	0.000	0.000	DI2_165_168_L_0					
29 D	7.116	-1.1345E-03	99.06	35.58	99.06	50.17	ACTIVE	0.000	-5.600	0.000
1.000	1.000	35.58	0.000	0.000	DI2_165_168_L_0					
30 D	7.341	-1.1496E-03	102.1	36.71	102.1	51.34	ACTIVE	0.000	-5.800	0.000
1.000	1.000	36.71	0.000	0.000	DI2_165_168_L_0					
31 D	7.567	-1.1620E-03	105.2	37.83	105.2	52.88	ACTIVE	0.000	-6.000	0.000
1.000	1.000	37.83	0.000	0.000	DI2_165_168_L_0					
32 D	7.793	-1.1719E-03	108.2	38.96	108.2	54.43	ACTIVE	0.000	-6.200	0.000
1.000	1.000	38.96	0.000	0.000	DI2_165_168_L_0					
33 D	8.019	-1.1795E-03	111.3	40.10	111.3	55.97	ACTIVE	0.000	-6.400	0.000
1.000	1.000	40.10	0.000	0.000	DI2_165_168_L_0					
34 D	8.247	-1.1852E-03	114.4	41.23	114.4	57.52	ACTIVE	0.000	-6.600	0.000
1.000	1.000	41.23	0.000	0.000	DI2_165_168_L_0					
35 D	8.475	-1.1891E-03	117.5	42.37	117.5	59.08	ACTIVE	0.000	-6.800	0.000
1.000	1.000	42.37	0.000	0.000	DI2_165_168_L_0					
36 D	8.703	-1.1915E-03	120.6	43.51	120.6	60.63	ACTIVE	0.000	-7.000	0.000
1.000	1.000	43.51	0.000	0.000	DI2_165_168_L_0					
37 D	8.932	-1.1926E-03	123.7	44.66	123.7	62.19	ACTIVE	0.000	-7.200	0.000
1.000	1.000	44.66	0.000	0.000	DI2_165_168_L_0					
38 D	9.161	-1.1924E-03	126.8	45.81	126.8	63.75	ACTIVE	0.000	-7.400	0.000
1.000	1.000	45.81	0.000	0.000	DI2_165_168_L_0					
39 D	9.391	-1.1914E-03	129.9	46.95	129.9	65.31	ACTIVE	0.000	-7.600	0.000
1.000	1.000	46.95	0.000	0.000	DI2_165_168_L_0					
40 D	9.621	-1.1895E-03	133.0	48.10	133.0	66.87	ACTIVE	0.000	-7.800	0.000
1.000	1.000	48.10	0.000	0.000	DI2_165_168_L_0					
41 D	9.851	-1.1870E-03	136.1	49.26	136.1	68.43	ACTIVE	0.000	-8.000	0.000
1.000	1.000	49.26	0.000	0.000	DI2_165_168_L_0					
42 D	10.08	-1.1840E-03	139.3	50.41	139.3	69.99	ACTIVE	0.000	-8.200	0.000
1.000	1.000	50.41	0.000	0.000	DI2_165_168_L_0					
43 D	10.31	-1.1806E-03	142.4	51.57	142.4	71.56	ACTIVE	0.000	-8.400	0.000
1.000	1.000	51.57	0.000	0.000	DI2_165_168_L_0					
44 D	10.54	-1.1770E-03	145.5	52.72	145.5	73.12	ACTIVE	0.000	-8.600	0.000
1.000	1.000	52.72	0.000	0.000	DI2_165_168_L_0					
45 D	10.78	-1.1731E-03	148.7	53.88	148.7	74.69	ACTIVE	0.000	-8.800	0.000
1.000	1.000	53.88	0.000	0.000	DI2_165_168_L_0					
46 D	11.01	-1.1692E-03	151.8	55.04	151.8	76.25	ACTIVE	0.000	-9.000	0.000
1.000	1.000	55.04	0.000	0.000	DI2_165_168_L_0					
47 D	11.24	-1.1651E-03	154.9	56.20	154.9	77.82	ACTIVE	0.000	-9.200	0.000
1.000	1.000	56.20	0.000	0.000	DI2_165_168_L_0					
48 D	8.605	-1.1611E-03	158.1	57.37	158.1	79.38	ACTIVE	0.000	-9.400	0.000
1.000	1.000	57.37	0.000	0.000	DI2_165_168_L_0					
49 D	2.897	-1.1591E-03	159.7	57.95	159.7	80.16	ACTIVE	0.000	-9.500	0.000
1.000	1.000	57.95	0.000	0.000	DI2_165_168_L_0					

```
+-----------------------------------------------------------------------------------------------------------------------+
|                  PARATIEPLUS(TM)   NLS ENGINE RELEASE  2018.0    FULL VERSION  *Build date:Nov 13, 2017*              |
|                                                                                                                       |
|                                   NewProject.BaseDesignSection_28.SISMICAGEO_1273                                     |
|                                  Exe Time : 4 September 2018 18:02:12                                                 |
+-----------------------------------------------------------------------------------------------------------------------+
New Project


S T R E S S   R E S U L T S   F O R   G R O U P   N O.   2

0_R                                                                :
ELEMENT TYPE    5 NO.OF ELEMENTS. IN THIS GROUP   49
C U R R E N T   T I M E   I S     4.0000

 HARDENING 2D SOIL ELEMENT

 ****** TOTAL STRESS FORMULATION *****

 EL *   FORCE     DISPL-Y  VERTICAL-P  HORIZON.-P     MAX-V-P     MAX-H-P          STATE   STIFFNESS Z-LEVEL      PORE
E FACTOR    UFACTOR       Peq          Su_a        Su_p     LAYER
 ---------------------------------------------------------------------------------------------------------------------------
-----------------------------------------------------------------------------------------------
   1     0.000         --          --          --          --          --          REMOVED     --        0.000       0.000
1.000       1.000       0.000       0.000       0.000     not available
   2     0.000         --          --          --          --          --          REMOVED     --      -0.2000       0.000
1.000       1.000       0.000       0.000       0.000     not available
   3     0.000         --          --          --          --          --          REMOVED     --      -0.4000       0.000
1.000       1.000       0.000       0.000       0.000     not available
   4     0.000         --          --          --          --          --          REMOVED     --      -0.6000       0.000
1.000       1.000       0.000       0.000       0.000     not available
   5     0.000         --          --          --          --          --          REMOVED     --      -0.8000       0.000
1.000       1.000       0.000       0.000       0.000     not available
   6     0.000         --          --          --          --          --          REMOVED     --       -1.000       0.000
1.000       1.000       0.000       0.000       0.000     not available
   7     0.000         --          --          --          --          --          REMOVED     --       -1.200       0.000
1.000       1.000       0.000       0.000       0.000     not available
   8     0.000         --          --          --          --          --          REMOVED     --       -1.400       0.000
1.000       1.000       0.000       0.000       0.000     not available
   9     0.000         --          --          --          --          --          REMOVED     --       -1.600       0.000
1.000       1.000       0.000       0.000       0.000     not available
  10     0.000         --          --          --          --          --          REMOVED     --       -1.800       0.000
1.000       1.000       0.000       0.000       0.000     not available
  11     0.000         --          --          --          --          --          REMOVED     --       -2.000       0.000
1.000       1.000       0.000       0.000       0.000     not available
  12     0.000         --          --          --          --          --          REMOVED     --       -2.200       0.000
1.000       1.000       0.000       0.000       0.000     not available
  13     0.000         --          --          --          --          --          REMOVED     --       -2.400       0.000
1.000       1.000       0.000       0.000       0.000     not available
  14     0.000         --          --          --          --          --          REMOVED     --       -2.600       0.000
1.000       1.000       0.000       0.000       0.000     not available
  15     0.000         --          --          --          --          --          REMOVED     --       -2.800       0.000
1.000       1.000       0.000       0.000       0.000     not available
  16     0.000         --          --          --          --          --          REMOVED     --       -3.000       0.000
1.000       1.000       0.000       0.000       0.000     not available
  17     0.000         --          --          --          --          --          REMOVED     --       -3.200       0.000
1.000       1.000       0.000       0.000       0.000     not available
  18     0.000         --          --          --          --          --          REMOVED     --       -3.400       0.000
1.000       1.000       0.000       0.000       0.000     not available
  19     0.000         --          --          --          --          --          REMOVED     --       -3.600       0.000
1.000       1.000       0.000       0.000       0.000     not available
  20     0.000         --          --          --          --          --          REMOVED     --       -3.800       0.000
1.000       1.000       0.000       0.000       0.000     not available
  21     0.000         --          --          --          --          --          REMOVED     --       -4.000       0.000
1.000       1.000       0.000       0.000       0.000     not available
  22     0.000         --          --          --          --          --          REMOVED     --       -4.200       0.000
1.000       1.000       0.000       0.000       0.000     not available
  23     0.000         --          --          --          --          --          REMOVED     --       -4.400       0.000
1.000       1.000       0.000       0.000       0.000     not available
  24     0.000         --          --          --          --          --          REMOVED     --       -4.600       0.000
1.000       1.000       0.000       0.000       0.000     not available
```

25	0.000	--	--	--	--	--	REMOVED	--	-4.800	0.000	
1.000	1.000	0.000	0.000	0.000	not available						
26	0.000	--	--	--	--	--	REMOVED	--	-5.000	0.000	
1.000	1.000	0.000	0.000	0.000	not available						
27	0.000	--	--	--	--	--	REMOVED	--	-5.200	0.000	
1.000	1.000	0.000	0.000	0.000	not available						
28	0.000	--	--	--	--	--	REMOVED	--	-5.400	0.000	
1.000	1.000	0.000	0.000	0.000	not available						
29	0.000	--	--	--	--	--	REMOVED	--	-5.600	0.000	
1.000	1.000	0.000	0.000	0.000	not available						
30 D	2.980	1.1496E-03	3.200	14.90	92.80	51.34	PASSIVE	0.000	-5.800	0.000	
1.000	1.000	14.90	0.000	0.000	DI2_165_168_L_0						
31 D	5.345	1.1620E-03	6.400	26.72	96.00	53.10	PASSIVE	0.000	-6.000	0.000	
1.000	1.000	26.72	0.000	0.000	DI2_165_168_L_0						
32 D	7.709	1.1719E-03	9.600	38.55	99.20	54.87	PASSIVE	0.000	-6.200	0.000	
1.000	1.000	38.55	0.000	0.000	DI2_165_168_L_0						
33 D	10.07	1.1795E-03	12.80	50.37	102.4	56.61	PASSIVE	0.000	-6.400	0.000	
1.000	1.000	50.37	0.000	0.000	DI2_165_168_L_0						
34 D	11.75	1.1852E-03	16.00	58.75	105.6	58.75	V-C	1.5886E+04	-6.600	0.000	
1.000	1.000	58.75	0.000	0.000	DI2_165_168_L_0						
35 D	12.23	1.1891E-03	19.20	61.17	108.8	61.17	V-C	1.5886E+04	-6.800	0.000	
1.000	1.000	61.17	0.000	0.000	DI2_165_168_L_0						
36 D	12.69	1.1915E-03	22.40	63.45	112.0	63.45	V-C	1.5886E+04	-7.000	0.000	
1.000	1.000	63.45	0.000	0.000	DI2_165_168_L_0						
37 D	13.12	1.1926E-03	25.60	65.61	115.2	65.61	V-C	1.5886E+04	-7.200	0.000	
1.000	1.000	65.61	0.000	0.000	DI2_165_168_L_0						
38 D	13.54	1.1924E-03	28.80	67.69	118.4	67.69	V-C	1.5886E+04	-7.400	0.000	
1.000	1.000	67.69	0.000	0.000	DI2_165_168_L_0						
39 D	13.94	1.1914E-03	32.00	69.69	121.6	69.69	V-C	1.5886E+04	-7.600	0.000	
1.000	1.000	69.69	0.000	0.000	DI2_165_168_L_0						
40 D	14.32	1.1895E-03	35.20	71.62	124.8	71.62	V-C	1.5886E+04	-7.800	0.000	
1.000	1.000	71.62	0.000	0.000	DI2_165_168_L_0						
41 D	14.70	1.1870E-03	38.40	73.50	128.0	73.50	V-C	1.5886E+04	-8.000	0.000	
1.000	1.000	73.50	0.000	0.000	DI2_165_168_L_0						
42 D	15.07	1.1840E-03	41.60	75.35	131.2	75.35	V-C	1.5886E+04	-8.200	0.000	
1.000	1.000	75.35	0.000	0.000	DI2_165_168_L_0						
43 D	15.43	1.1806E-03	44.80	77.15	134.4	77.15	V-C	1.5886E+04	-8.400	0.000	
1.000	1.000	77.15	0.000	0.000	DI2_165_168_L_0						
44 D	15.79	1.1770E-03	48.00	78.94	137.6	78.94	V-C	1.5886E+04	-8.600	0.000	
1.000	1.000	78.94	0.000	0.000	DI2_165_168_L_0						
45 D	16.14	1.1731E-03	51.20	80.70	140.8	80.70	V-C	1.5886E+04	-8.800	0.000	
1.000	1.000	80.70	0.000	0.000	DI2_165_168_L_0						
46 D	16.49	1.1692E-03	54.40	82.44	144.0	82.44	V-C	1.5886E+04	-9.000	0.000	
1.000	1.000	82.44	0.000	0.000	DI2_165_168_L_0						
47 D	16.84	1.1651E-03	57.60	84.18	147.2	84.18	V-C	1.5886E+04	-9.200	0.000	
1.000	1.000	84.18	0.000	0.000	DI2_165_168_L_0						
48 D	12.89	1.1611E-03	60.80	85.90	150.4	85.90	V-C	1.5886E+04	-9.400	0.000	
1.000	1.000	85.90	0.000	0.000	DI2_165_168_L_0						
49 D	4.338	1.1591E-03	62.40	86.76	152.0	86.76	V-C	1.5886E+04	-9.500	0.000	
1.000	1.000	86.76	0.000	0.000	DI2_165_168_L_0						

```
+-----------------------------------------------------------------------------------------------------------------------+
|                  PARATIEPLUS(TM)   NLS ENGINE RELEASE  2018.0    FULL VERSION  *Build date:Nov 13, 2017*              |
|                                                                                                                       |
|                                   NewProject.BaseDesignSection_28.SISMICAGEO_1273                                     |
|                                  Exe Time : 4 September 2018 18:02:12                                                 |
+-----------------------------------------------------------------------------------------------------------------------+
New Project


S T R E S S   R E S U L T S   F O R   G R O U P   N O.   3

WallElement_33                                                  :
ELEMENT TYPE    2 NO.OF ELEMENTS. IN THIS GROUP   48
C U R R E N T   T I M E   I S     4.0000

 WALL2D ELEMENT

   EL      TA          TB          MA          MB
-----------------------------------------------------
    1 -120.98      120.98     1.05304E-11 -24.196
    2 -120.33      120.33      24.196     -48.261
    3 -117.01      117.01      48.261     -71.663
    4 -110.84      110.84      71.663     -93.831
    5 -102.01      102.01      93.831     -114.23
    6 -93.373      93.373      114.23     -132.91
    7 -84.970      84.970      132.91     -149.90
    8 -76.817      76.817      149.90     -165.27
    9 -68.915      68.915      165.27     -179.05
   10 -61.258      61.258      179.05     -191.30
   11 -53.831      53.831      191.30     -202.07
   12 -46.617      46.617      202.07     -211.39
   13 -39.594      39.594      211.39     -219.31
   14 -32.739      32.739      219.31     -225.86
   15 -26.028      26.028      225.86     -231.06
   16 -19.435      19.435      231.06     -234.95
   17 -12.935      12.935      234.95     -237.54
   18 -6.5021      6.5021      237.54     -238.84
   19-0.10962     0.10962      238.84     -238.86
   20  6.2678     -6.2678      238.86     -237.60
   21  12.656     -12.656      237.60     -235.07
   22  19.078     -19.078      235.07     -231.26
   23  25.696     -25.696      231.26     -226.12
   24  32.570     -32.570      226.12     -219.60
   25  39.687     -39.687      219.60     -211.67
   26  46.134     -46.134      211.67     -202.44
   27  52.804     -52.804      202.44     -191.88
   28  59.697     -59.697      191.88     -179.94
   29  66.813     -66.813      179.94     -166.58
   30  71.174     -71.174      166.58     -152.34
   31  73.396     -73.396      152.34     -137.66
   32  73.479     -73.479      137.66     -122.97
   33  71.424     -71.424      122.97     -108.68
   34  67.920     -67.920      108.68     -95.098
   35  64.161     -64.161      95.098     -82.266
   36  60.174     -60.174      82.266     -70.231
   37  55.983     -55.983      70.231     -59.035
   38  51.607     -51.607      59.035     -48.713
   39  47.060     -47.060      48.713     -39.301
   40  42.357     -42.357      39.301     -30.830
   41  37.508     -37.508      30.830     -23.328
   42  32.521     -32.521      23.328     -16.824
   43  27.403     -27.403      16.824     -11.344
   44  22.161     -22.161      11.344     -6.9114
   45  16.798     -16.798      6.9114     -3.5519
   46  11.317     -11.317      3.5519     -1.2885
   47  5.7218     -5.7218      1.2885    -0.14409
   48  1.4409     -1.4409     0.14409    -1.63641E-10
```

```
+-------------------------------------------------------------------------------------------------------------------------------+
|                   PARATIEPLUS(TM)   NLS ENGINE RELEASE  2018.0    FULL VERSION  *Build date:Nov 13, 2017*                    |
|                                                                                                                               |
|                                    NewProject.BaseDesignSection_28.SISMICAGEO_1273                                            |
|                                   Exe Time : 4 September 2018 18:02:12                                                        |
+-------------------------------------------------------------------------------------------------------------------------------+
New Project


S T R E S S    R E S U L T S    F O R    G R O U P    N O.    4

Tieback_175                                                  :
ELEMENT TYPE    6 NO.OF ELEMENTS. IN THIS GROUP    1
C U R R E N T    T I M E    I S      4.0000

 POST-TENSION 2D-BOUNDARY ELEMENT

         EL    FORCE          d0          EDISPL     pl. eps          K     -ve limit   +ve limit
-----------------------------------------------------------------------------------------------------------
 ANCHOR    1   139.70     -1.38998E-03 -6.80089E-04   0.0000       1689.0       0.0000       0.0000     ELASTIC  ORIGINAL
YOUNG MODULUS

 ITER     0 RNORM = 0.000     RMNORM= 0.000
             RINORM=0.3591E+06 RIMNOR=0.2352E+07
             RENORM= 16.23     REMNOR=0.6770E-19 RATIO =0.6722E-02 TOLER =0.1000E-03  NOT CONVERGED
             RFMAX = 121.0     RMMAX = 238.9
             RTSMAL=0.1000E-02 RMSMAL=0.1000E-02
             RDT   =0.3591E+06 RDR   =0.2352E+07
             RATIOT=0.6722E-02 RATIOR= 0.000
             MAX UN=0.4776E-09 IEQ=    33 NODE     17 DOF   1  Y-DISPL.F
             MIN UN=-1.501     IEQ=    59 NODE     30 DOF   1  Y-DISPL.F
             NO. OF CONTACT CONSTRAINT VIOLATIONS     0


 ITER     2 RNORM = 0.000     RMNORM= 0.000
             RINORM=0.3591E+06 RIMNOR=0.2352E+07
             RENORM=0.5940E-02 REMNOR=0.1210E-18 RATIO =0.1286E-03 TOLER =0.1000E-03  NOT CONVERGED
             RFMAX = 121.0     RMMAX = 238.9
             RTSMAL=0.1000E-02 RMSMAL=0.1000E-02
             RDT   =0.3591E+06 RDR   =0.2352E+07
             RATIOT=0.1286E-03 RATIOR= 0.000
             MAX UN=0.1262E-01 IEQ=     1 NODE      1 DOF   1  Y-DISPL.F
             MIN UN=-.7603E-01 IEQ=    53 NODE     27 DOF   1  Y-DISPL.F
             NO. OF CONTACT CONSTRAINT VIOLATIONS     0


 ITER     3 RNORM = 0.000     RMNORM= 0.000
             RINORM=0.3591E+06 RIMNOR=0.2352E+07
             RENORM=0.2075E-08 REMNOR=0.3929E-19 RATIO =0.7601E-07 TOLER =0.1000E-03      CONVERGED !
             RFMAX = 121.0     RMMAX = 238.9
             RTSMAL=0.1000E-02 RMSMAL=0.1000E-02
             RDT   =0.3591E+06 RDR   =0.2352E+07
             RATIOT=0.7601E-07 RATIOR= 0.000
             MAX UN=0.4555E-04 IEQ=     1 NODE      1 DOF   1  Y-DISPL.F
             MIN UN=-.1417E-08 IEQ=    97 NODE     49 DOF   1  Y-DISPL.F
             NO. OF CONTACT CONSTRAINT VIOLATIONS     0
```

```
+-------------------------------------------------------------------------------------------------------------------------+
|                   PARATIEPLUS(TM)   NLS ENGINE RELEASE  2018.0    FULL VERSION  *Build date:Nov 13, 2017*              |
|                                                                                                                         |
|                                    NewProject.BaseDesignSection_28.SISMICAGEO_1273                                      |
|                                   Exe Time : 4 September 2018 18:02:12                                                  |
+-------------------------------------------------------------------------------------------------------------------------+
New Project
SOLUTION REACHED USING     3 ITERATIONS ON   40

P R I N T   O U T   F O R   T I M E   S T E P    5     ( AT TIME   5.000     )

PRINT OUT OF ACTIVE COMPONENTS (FIXED NODES ARE NOT PRINTED OUT)

          Y-DISPL.F        X-ROT. F
            (02)             (04)           (
    1  -6.5074827E-04   4.8020619E-04
    2  -5.5477249E-04   4.7922428E-04
    3  -4.5918914E-04   4.7628361E-04
    4  -3.6438751E-04   4.7141602E-04
    5  -2.7074608E-04   4.6469826E-04
    6  -1.7862345E-04   4.5625185E-04
    7  -8.8351131E-05   4.4621851E-04
    8  -2.3261920E-07   4.3473654E-04
    9   8.5455876E-05   4.2194042E-04
   10   1.6846464E-04   4.0796066E-04
   11   2.4856967E-04   3.9292385E-04
   12   3.2557190E-04   3.7695281E-04
   13   3.9929647E-04   3.6016688E-04
   14   4.6959207E-04   3.4268220E-04
   15   5.3633032E-04   3.2461212E-04
   16   5.9940528E-04   3.0606754E-04
   17   6.5873325E-04   2.8715722E-04
   18   7.1425125E-04   2.6798861E-04
   19   7.6591854E-04   2.4866767E-04
   20   8.1371518E-04   2.2929969E-04
   21   8.5764206E-04   2.0998970E-04
   22   8.9772169E-04   1.9084249E-04
   23   9.3399695E-04   1.7196361E-04
   24   9.6653219E-04   1.5346049E-04
   25   9.9541361E-04   1.3544431E-04
   26   1.0207501E-03   1.1803037E-04
   27   1.0426734E-03   1.0133208E-04
   28   1.0613379E-03   8.5460422E-05
   29   1.0769202E-03   7.0528625E-05
   30   1.0896195E-03   5.6649277E-05
   31   1.0996557E-03   4.3906543E-05
   32   1.1072606E-03   3.2341744E-05
   33   1.1126715E-03   2.1965014E-05
   34   1.1161244E-03   1.2754316E-05
   35   1.1178478E-03   4.6611881E-06
   36   1.1180593E-03  -2.3747189E-06
   37   1.1169641E-03  -8.4172848E-06
   38   1.1147541E-03  -1.3533626E-05
   39   1.1116077E-03  -1.7793581E-05
   40   1.1076890E-03  -2.1269556E-05
   41   1.1031472E-03  -2.4036270E-05
   42   1.0981166E-03  -2.6170563E-05
   43   1.0927159E-03  -2.7751239E-05
   44   1.0870477E-03  -2.8858950E-05
   45   1.0811984E-03  -2.9576083E-05
   46   1.0752377E-03  -2.9986703E-05
   47   1.0692184E-03  -3.0176461E-05
   48   1.0631760E-03  -3.0232570E-05
   49   1.0601525E-03  -3.0235389E-05
```

```
+-------------------------------------------------------------------------------------------------------------------------------+
|                   PARATIEPLUS(TM)   NLS ENGINE RELEASE  2018.0    FULL VERSION  *Build date:Nov 13, 2017*                    |
|                                                                                                                               |
|                                    NewProject.BaseDesignSection_28.SISMICAGEO_1273                                            |
|                                   Exe Time : 4 September 2018 18:02:12                                                        |
+-------------------------------------------------------------------------------------------------------------------------------+
New Project


S T R E S S   R E S U L T S   F O R   G R O U P   N O.   1

0_L                                                              :
ELEMENT TYPE    5 NO.OF ELEMENTS. IN THIS GROUP   49
C U R R E N T   T I M E   I S      5.0000

 HARDENING 2D SOIL ELEMENT

 ****** TOTAL STRESS FORMULATION *****

  EL *   FORCE     DISPL-Y  VERTICAL-P  HORIZON.-P     MAX-V-P     MAX-H-P           STATE   STIFFNESS Z-LEVEL      PORE
E FACTOR    UFACTOR       Peq           Su_a         Su_p     LAYER
 ------------------------------------------------------------------------------------------------------------------------------
-------------------------------------------------------------------------------------------
   1 D  2.3129E-03  6.5075E-04  5.5437E-02  2.3129E-02  5.5437E-02   1.866          UL-RL  1.1849E+04   0.000       0.000
1.000       1.000      2.3129E-02   0.000       0.000     DI1_164_167_L_0
   2 D  0.6227      5.5477E-04   3.300       3.114       3.300       13.14         UL-RL  1.1849E+04 -0.2000       0.000
1.000       1.000       3.114       0.000       0.000     DI1_164_167_L_0
   3 D   3.304      4.5919E-04   6.706       16.52       6.706       26.71         UL-RL  1.1849E+04 -0.4000       0.000
1.000       1.000       16.52       0.000       0.000     DI1_164_167_L_0
   4 D   6.150      3.6439E-04   10.32       30.75       10.32       41.10         UL-RL  1.1849E+04 -0.6000       0.000
1.000       1.000       30.75       0.000       0.000     DI1_164_167_L_0
   5 D   8.827      2.7075E-04   14.08       44.14       14.08       54.65         UL-RL  1.1849E+04 -0.8000       0.000
1.000       1.000       44.14       0.000       0.000     DI1_164_167_L_0
   6 D   8.635      1.7862E-04   17.91       43.18       17.91       53.85         UL-RL  1.1849E+04  -1.000       0.000
1.000       1.000       43.18       0.000       0.000     DI1_164_167_L_0
   7 D   8.408      8.8351E-05   21.73       42.04       21.73       52.87         UL-RL  1.1849E+04  -1.200       0.000
1.000       1.000       42.04       0.000       0.000     DI1_164_167_L_0
   8 D   8.164      2.3262E-07   25.78       40.82       25.78       51.81         UL-RL  1.1849E+04  -1.400       0.000
1.000       1.000       40.82       0.000       0.000     DI1_164_167_L_0
   9 D   7.918     -8.5456E-05   30.11       39.59       30.11       50.74         UL-RL  1.1849E+04  -1.600       0.000
1.000       1.000       39.59       0.000       0.000     DI1_164_167_L_0
  10 D   7.680     -1.6846E-04   34.05       38.40       34.05       49.70         UL-RL  1.1849E+04  -1.800       0.000
1.000       1.000       38.40       0.000       0.000     DI1_164_167_L_0
  11 D   7.456     -2.4857E-04   38.05       37.28       38.05       48.73         UL-RL  1.1849E+04  -2.000       0.000
1.000       1.000       37.28       0.000       0.000     DI1_164_167_L_0
  12 D   7.249     -3.2557E-04   41.94       36.25       41.94       47.84         UL-RL  1.1849E+04  -2.200       0.000
1.000       1.000       36.25       0.000       0.000     DI1_164_167_L_0
  13 D   7.064     -3.9930E-04   45.58       35.32       45.58       47.06         UL-RL  1.1849E+04  -2.400       0.000
1.000       1.000       35.32       0.000       0.000     DI1_164_167_L_0
  14 D   6.902     -4.6959E-04   49.31       34.51       49.31       46.38         UL-RL  1.1849E+04  -2.600       0.000
1.000       1.000       34.51       0.000       0.000     DI1_164_167_L_0
  15 D   6.764     -5.3633E-04   52.98       33.82       52.98       45.83         UL-RL  1.1849E+04  -2.800       0.000
1.000       1.000       33.82       0.000       0.000     DI1_164_167_L_0
  16 D   6.652     -5.9941E-04   56.59       33.26       56.59       45.39         UL-RL  1.1849E+04  -3.000       0.000
1.000       1.000       33.26       0.000       0.000     DI1_164_167_L_0
  17 D   6.565     -6.5873E-04   60.06       32.82       60.06       45.07         UL-RL  1.1849E+04  -3.200       0.000
1.000       1.000       32.82       0.000       0.000     DI1_164_167_L_0
  18 D   6.504     -7.1425E-04   63.61       32.52       63.61       44.87         UL-RL  1.1849E+04  -3.400       0.000
1.000       1.000       32.52       0.000       0.000     DI1_164_167_L_0
  19 D   6.470     -7.6592E-04   67.13       32.35       67.13       44.80         UL-RL  1.1849E+04  -3.600       0.000
1.000       1.000       32.35       0.000       0.000     DI1_164_167_L_0
  20 D   6.461     -8.1372E-04   70.62       32.30       70.62       44.84         UL-RL  1.1849E+04  -3.800       0.000
1.000       1.000       32.30       0.000       0.000     DI1_164_167_L_0
  21 D   6.477     -8.5764E-04   74.01       32.38       74.01       45.00         UL-RL  1.1849E+04  -4.000       0.000
1.000       1.000       32.38       0.000       0.000     DI1_164_167_L_0
  22 D   6.518     -8.9772E-04   77.47       32.59       77.47       45.28         UL-RL  1.1849E+04  -4.200       0.000
1.000       1.000       32.59       0.000       0.000     DI1_164_167_L_0
  23 D   6.719     -9.3400E-04   80.91       33.60       80.91       45.66         UL-RL  1.1849E+04  -4.400       0.000
1.000       1.000       33.60       0.000       0.000     DI1_164_167_L_0
  24 D   6.980     -9.6653E-04   84.03       34.90       84.03       46.14         UL-RL  1.1849E+04  -4.600       0.000
1.000       1.000       34.90       0.000       0.000     DI1_164_167_L_0
```

25 D	7.230	-9.9541E-04	87.01	36.15	87.01	46.73	UL-RL	1.1849E+04	-4.800	0.000	
1.000	1.000	36.15	0.000	0.000	DI1_164_167_L_0						
26 D	6.732	-1.0208E-03	90.00	33.66	90.00	50.45	UL-RL	2.8282E+04	-5.000	0.000	
1.000	1.000	33.66	0.000	0.000	DI2_165_168_L_0						
27 D	6.968	-1.0427E-03	93.01	34.84	93.01	50.17	UL-RL	2.8282E+04	-5.200	0.000	
1.000	1.000	34.84	0.000	0.000	DI2_165_168_L_0						
28 D	7.204	-1.0613E-03	96.03	36.02	96.03	50.08	UL-RL	2.8282E+04	-5.400	0.000	
1.000	1.000	36.02	0.000	0.000	DI2_165_168_L_0						
29 D	7.442	-1.0769E-03	99.06	37.21	99.06	50.17	UL-RL	2.8282E+04	-5.600	0.000	
1.000	1.000	37.21	0.000	0.000	DI2_165_168_L_0						
30 D	7.680	-1.0896E-03	102.1	38.40	102.1	51.34	UL-RL	2.8282E+04	-5.800	0.000	
1.000	1.000	38.40	0.000	0.000	DI2_165_168_L_0						
31 D	7.919	-1.0997E-03	105.2	39.59	105.2	52.88	UL-RL	2.8282E+04	-6.000	0.000	
1.000	1.000	39.59	0.000	0.000	DI2_165_168_L_0						
32 D	8.158	-1.1073E-03	108.2	40.79	108.2	54.43	UL-RL	2.8282E+04	-6.200	0.000	
1.000	1.000	40.79	0.000	0.000	DI2_165_168_L_0						
33 D	8.398	-1.1127E-03	111.3	41.99	111.3	55.97	UL-RL	2.8282E+04	-6.400	0.000	
1.000	1.000	41.99	0.000	0.000	DI2_165_168_L_0						
34 D	8.638	-1.1161E-03	114.4	43.19	114.4	57.52	UL-RL	2.8282E+04	-6.600	0.000	
1.000	1.000	43.19	0.000	0.000	DI2_165_168_L_0						
35 D	8.878	-1.1178E-03	117.5	44.39	117.5	59.08	UL-RL	2.8282E+04	-6.800	0.000	
1.000	1.000	44.39	0.000	0.000	DI2_165_168_L_0						
36 D	9.118	-1.1181E-03	120.6	45.59	120.6	60.63	UL-RL	2.8282E+04	-7.000	0.000	
1.000	1.000	45.59	0.000	0.000	DI2_165_168_L_0						
37 D	9.359	-1.1170E-03	123.7	46.80	123.7	62.19	UL-RL	2.8282E+04	-7.200	0.000	
1.000	1.000	46.80	0.000	0.000	DI2_165_168_L_0						
38 D	9.601	-1.1148E-03	126.8	48.00	126.8	63.75	UL-RL	2.8282E+04	-7.400	0.000	
1.000	1.000	48.00	0.000	0.000	DI2_165_168_L_0						
39 D	9.842	-1.1116E-03	129.9	49.21	129.9	65.31	UL-RL	2.8282E+04	-7.600	0.000	
1.000	1.000	49.21	0.000	0.000	DI2_165_168_L_0						
40 D	10.08	-1.1077E-03	133.0	50.42	133.0	66.87	UL-RL	2.8282E+04	-7.800	0.000	
1.000	1.000	50.42	0.000	0.000	DI2_165_168_L_0						
41 D	10.33	-1.1031E-03	136.1	51.63	136.1	68.43	UL-RL	2.8282E+04	-8.000	0.000	
1.000	1.000	51.63	0.000	0.000	DI2_165_168_L_0						
42 D	10.57	-1.0981E-03	139.3	52.84	139.3	69.99	UL-RL	2.8282E+04	-8.200	0.000	
1.000	1.000	52.84	0.000	0.000	DI2_165_168_L_0						
43 D	10.81	-1.0927E-03	142.4	54.05	142.4	71.56	UL-RL	2.8282E+04	-8.400	0.000	
1.000	1.000	54.05	0.000	0.000	DI2_165_168_L_0						
44 D	11.05	-1.0870E-03	145.5	55.27	145.5	73.12	UL-RL	2.8282E+04	-8.600	0.000	
1.000	1.000	55.27	0.000	0.000	DI2_165_168_L_0						
45 D	11.30	-1.0812E-03	148.7	56.48	148.7	74.69	UL-RL	2.8282E+04	-8.800	0.000	
1.000	1.000	56.48	0.000	0.000	DI2_165_168_L_0						
46 D	11.54	-1.0752E-03	151.8	57.70	151.8	76.25	UL-RL	2.8282E+04	-9.000	0.000	
1.000	1.000	57.70	0.000	0.000	DI2_165_168_L_0						
47 D	11.78	-1.0692E-03	154.9	58.92	154.9	77.82	UL-RL	2.8282E+04	-9.200	0.000	
1.000	1.000	58.92	0.000	0.000	DI2_165_168_L_0						
48 D	9.020	-1.0632E-03	158.1	60.13	158.1	79.38	UL-RL	2.8282E+04	-9.400	0.000	
1.000	1.000	60.13	0.000	0.000	DI2_165_168_L_0						
49 D	3.037	-1.0602E-03	159.7	60.74	159.7	80.16	UL-RL	2.8282E+04	-9.500	0.000	
1.000	1.000	60.74	0.000	0.000	DI2_165_168_L_0						

```
+-----------------------------------------------------------------------------------------------------------------------+
|                  PARATIEPLUS(TM)   NLS ENGINE RELEASE  2018.0    FULL VERSION  *Build date:Nov 13, 2017*              |
|                                                                                                                       |
|                                   NewProject.BaseDesignSection_28.SISMICAGEO_1273                                     |
|                                  Exe Time : 4 September 2018 18:02:12                                                 |
+-----------------------------------------------------------------------------------------------------------------------+
New Project


S T R E S S   R E S U L T S   F O R   G R O U P   N O.   2

0_R                                                                :
ELEMENT TYPE    5 NO.OF ELEMENTS. IN THIS GROUP   49
C U R R E N T   T I M E   I S     5.0000

 HARDENING 2D SOIL ELEMENT

 ****** TOTAL STRESS FORMULATION *****

 EL *   FORCE     DISPL-Y  VERTICAL-P  HORIZON.-P     MAX-V-P     MAX-H-P          STATE   STIFFNESS Z-LEVEL      PORE
E FACTOR    UFACTOR       Peq          Su_a        Su_p     LAYER
 ---------------------------------------------------------------------------------------------------------------------------
-----------------------------------------------------------------------------------------------
   1     0.000         --          --          --          --          --          REMOVED     --        0.000       0.000
1.000       1.000       0.000       0.000       0.000     not available
   2     0.000         --          --          --          --          --          REMOVED     --      -0.2000       0.000
1.000       1.000       0.000       0.000       0.000     not available
   3     0.000         --          --          --          --          --          REMOVED     --      -0.4000       0.000
1.000       1.000       0.000       0.000       0.000     not available
   4     0.000         --          --          --          --          --          REMOVED     --      -0.6000       0.000
1.000       1.000       0.000       0.000       0.000     not available
   5     0.000         --          --          --          --          --          REMOVED     --      -0.8000       0.000
1.000       1.000       0.000       0.000       0.000     not available
   6     0.000         --          --          --          --          --          REMOVED     --       -1.000       0.000
1.000       1.000       0.000       0.000       0.000     not available
   7     0.000         --          --          --          --          --          REMOVED     --       -1.200       0.000
1.000       1.000       0.000       0.000       0.000     not available
   8     0.000         --          --          --          --          --          REMOVED     --       -1.400       0.000
1.000       1.000       0.000       0.000       0.000     not available
   9     0.000         --          --          --          --          --          REMOVED     --       -1.600       0.000
1.000       1.000       0.000       0.000       0.000     not available
  10     0.000         --          --          --          --          --          REMOVED     --       -1.800       0.000
1.000       1.000       0.000       0.000       0.000     not available
  11     0.000         --          --          --          --          --          REMOVED     --       -2.000       0.000
1.000       1.000       0.000       0.000       0.000     not available
  12     0.000         --          --          --          --          --          REMOVED     --       -2.200       0.000
1.000       1.000       0.000       0.000       0.000     not available
  13     0.000         --          --          --          --          --          REMOVED     --       -2.400       0.000
1.000       1.000       0.000       0.000       0.000     not available
  14     0.000         --          --          --          --          --          REMOVED     --       -2.600       0.000
1.000       1.000       0.000       0.000       0.000     not available
  15     0.000         --          --          --          --          --          REMOVED     --       -2.800       0.000
1.000       1.000       0.000       0.000       0.000     not available
  16     0.000         --          --          --          --          --          REMOVED     --       -3.000       0.000
1.000       1.000       0.000       0.000       0.000     not available
  17     0.000         --          --          --          --          --          REMOVED     --       -3.200       0.000
1.000       1.000       0.000       0.000       0.000     not available
  18     0.000         --          --          --          --          --          REMOVED     --       -3.400       0.000
1.000       1.000       0.000       0.000       0.000     not available
  19     0.000         --          --          --          --          --          REMOVED     --       -3.600       0.000
1.000       1.000       0.000       0.000       0.000     not available
  20     0.000         --          --          --          --          --          REMOVED     --       -3.800       0.000
1.000       1.000       0.000       0.000       0.000     not available
  21     0.000         --          --          --          --          --          REMOVED     --       -4.000       0.000
1.000       1.000       0.000       0.000       0.000     not available
  22     0.000         --          --          --          --          --          REMOVED     --       -4.200       0.000
1.000       1.000       0.000       0.000       0.000     not available
  23     0.000         --          --          --          --          --          REMOVED     --       -4.400       0.000
1.000       1.000       0.000       0.000       0.000     not available
  24     0.000         --          --          --          --          --          REMOVED     --       -4.600       0.000
1.000       1.000       0.000       0.000       0.000     not available
```

25	0.000	--	--	--	--	--	REMOVED	--	-4.800	0.000		
1.000	1.000	0.000	0.000	0.000	not available							
26	0.000	--	--	--	--	--	REMOVED	--	-5.000	0.000		
1.000	1.000	0.000	0.000	0.000	not available							
27 D	0.000	1.0427E-03	1.600	0.000	1.600	0.8000	ACTIVE	0.000	-5.200	0.000		
1.000	1.000	0.000	0.000	0.000	DI2_165_168_L_0							
28 D	0.2316	1.0613E-03	4.800	1.158	4.800	2.400	UL-RL	2.2529E+04	-5.400	0.000		
1.000	1.000	1.158	0.000	0.000	DI2_165_168_L_0							
29 D	0.5406	1.0769E-03	8.000	2.703	8.000	4.000	UL-RL	2.2529E+04	-5.600	0.000		
1.000	1.000	2.703	0.000	0.000	DI2_165_168_L_0							
30 D	4.210	1.0896E-03	11.20	21.05	92.80	51.34	UL-RL	2.2529E+04	-5.800	0.000		
1.000	1.000	21.05	0.000	0.000	DI2_165_168_L_0							
31 D	6.303	1.0997E-03	14.40	31.52	96.00	53.10	UL-RL	2.2529E+04	-6.000	0.000		
1.000	1.000	31.52	0.000	0.000	DI2_165_168_L_0							
32 D	8.511	1.1073E-03	17.60	42.55	99.20	54.87	UL-RL	2.2529E+04	-6.200	0.000		
1.000	1.000	42.55	0.000	0.000	DI2_165_168_L_0							
33 D	10.77	1.1127E-03	20.80	53.84	102.4	56.61	UL-RL	2.2529E+04	-6.400	0.000		
1.000	1.000	53.84	0.000	0.000	DI2_165_168_L_0							
34 D	12.24	1.1161E-03	24.00	61.20	105.6	62.75	UL-RL	2.2529E+04	-6.600	0.000		
1.000	1.000	61.20	0.000	0.000	DI2_165_168_L_0							
35 D	12.71	1.1178E-03	27.20	63.56	108.8	65.17	UL-RL	2.2529E+04	-6.800	0.000		
1.000	1.000	63.56	0.000	0.000	DI2_165_168_L_0							
36 D	13.16	1.1181E-03	30.40	65.79	112.0	67.45	UL-RL	2.2529E+04	-7.000	0.000		
1.000	1.000	65.79	0.000	0.000	DI2_165_168_L_0							
37 D	13.58	1.1170E-03	33.60	67.91	115.2	69.61	UL-RL	2.2529E+04	-7.200	0.000		
1.000	1.000	67.91	0.000	0.000	DI2_165_168_L_0							
38 D	13.99	1.1148E-03	36.80	69.94	118.4	71.69	UL-RL	2.2529E+04	-7.400	0.000		
1.000	1.000	69.94	0.000	0.000	DI2_165_168_L_0							
39 D	14.38	1.1116E-03	40.00	71.89	121.6	73.69	UL-RL	2.2529E+04	-7.600	0.000		
1.000	1.000	71.89	0.000	0.000	DI2_165_168_L_0							
40 D	14.76	1.1077E-03	43.20	73.78	124.8	75.62	UL-RL	2.2529E+04	-7.800	0.000		
1.000	1.000	73.78	0.000	0.000	DI2_165_168_L_0							
41 D	15.12	1.1031E-03	46.40	75.61	128.0	77.50	UL-RL	2.2529E+04	-8.000	0.000		
1.000	1.000	75.61	0.000	0.000	DI2_165_168_L_0							
42 D	15.48	1.0981E-03	49.60	77.41	131.2	79.35	UL-RL	2.2529E+04	-8.200	0.000		
1.000	1.000	77.41	0.000	0.000	DI2_165_168_L_0							
43 D	15.83	1.0927E-03	52.80	79.17	134.4	81.15	UL-RL	2.2529E+04	-8.400	0.000		
1.000	1.000	79.17	0.000	0.000	DI2_165_168_L_0							
44 D	16.18	1.0870E-03	56.00	80.91	137.6	82.94	UL-RL	2.2529E+04	-8.600	0.000		
1.000	1.000	80.91	0.000	0.000	DI2_165_168_L_0							
45 D	16.53	1.0812E-03	59.20	82.63	140.8	84.70	UL-RL	2.2529E+04	-8.800	0.000		
1.000	1.000	82.63	0.000	0.000	DI2_165_168_L_0							
46 D	16.87	1.0752E-03	62.40	84.33	144.0	86.44	UL-RL	2.2529E+04	-9.000	0.000		
1.000	1.000	84.33	0.000	0.000	DI2_165_168_L_0							
47 D	17.20	1.0692E-03	65.60	86.02	147.2	88.18	UL-RL	2.2529E+04	-9.200	0.000		
1.000	1.000	86.02	0.000	0.000	DI2_165_168_L_0							
48 D	13.15	1.0632E-03	68.80	87.70	150.4	89.90	UL-RL	2.2529E+04	-9.400	0.000		
1.000	1.000	87.70	0.000	0.000	DI2_165_168_L_0							
49 D	4.427	1.0602E-03	70.40	88.54	152.0	90.76	UL-RL	2.2529E+04	-9.500	0.000		
1.000	1.000	88.54	0.000	0.000	DI2_165_168_L_0							

```
+-------------------------------------------------------------------------------------------------------------------------+
|                   PARATIEPLUS(TM)   NLS ENGINE RELEASE  2018.0    FULL VERSION  *Build date:Nov 13, 2017*              |
|                                                                                                                         |
|                                    NewProject.BaseDesignSection_28.SISMICAGEO_1273                                      |
|                                   Exe Time : 4 September 2018 18:02:12                                                  |
+-------------------------------------------------------------------------------------------------------------------------+
New Project


S T R E S S   R E S U L T S   F O R   G R O U P   N O.   3

WallElement_33                                                :
ELEMENT TYPE    2 NO.OF ELEMENTS. IN THIS GROUP   48
C U R R E N T   T I M E   I S     5.0000

 WALL2D ELEMENT

   EL      TA          TB          MA          MB
-------------------------------------------------------
    1 -121.00      121.00     1.99135E-11 -24.199
    2 -120.37      120.37      24.199     -48.274
    3 -117.07      117.07      48.274     -71.689
    4 -110.92      110.92      71.689     -93.873
    5 -102.09      102.09      93.873     -114.29
    6 -93.459      93.459      114.29     -132.98
    7 -85.051      85.051      132.98     -149.99
    8 -76.887      76.887      149.99     -165.37
    9 -68.969      68.969      165.37     -179.16
   10 -61.288      61.288      179.16     -191.42
   11 -53.833      53.833      191.42     -202.19
   12 -46.584      46.584      202.19     -211.51
   13 -39.520      39.520      211.51     -219.41
   14 -32.618      32.618      219.41     -225.93
   15 -25.854      25.854      225.93     -231.10
   16 -19.202      19.202      231.10     -234.94
   17 -12.637      12.637      234.94     -237.47
   18 -6.1332      6.1332      237.47     -238.70
   19 0.33642    -0.33642      238.70     -238.63
   20  6.7970     -6.7970      238.63     -237.27
   21  13.274     -13.274      237.27     -234.62
   22  19.792     -19.792      234.62     -230.66
   23  26.511     -26.511      230.66     -225.36
   24  33.492     -33.492      225.36     -218.66
   25  40.722     -40.722      218.66     -210.51
   26  47.453     -47.453      210.51     -201.02
   27  54.421     -54.421      201.02     -190.14
   28  61.394     -61.394      190.14     -177.86
   29  68.295     -68.295      177.86     -164.20
   30  71.765     -71.765      164.20     -149.85
   31  73.381     -73.381      149.85     -135.17
   32  73.028     -73.028      135.17     -120.57
   33  70.658     -70.658      120.57     -106.43
   34  67.056     -67.056      106.43     -93.023
   35  63.221     -63.221      93.023     -80.379
   36  59.181     -59.181      80.379     -68.543
   37  54.958     -54.958      68.543     -57.551
   38  50.571     -50.571      57.551     -47.437
   39  46.036     -46.036      47.437     -38.230
   40  41.364     -41.364      38.230     -29.957
   41  36.567     -36.567      29.957     -22.643
   42  31.653     -31.653      22.643     -16.313
   43  26.629     -26.629      16.313     -10.987
   44  21.500     -21.500      10.987     -6.6870
   45  16.271     -16.271      6.6870     -3.4328
   46  10.945     -10.945      3.4328     -1.2438
   47  5.5243     -5.5243      1.2438    -0.13897
   48  1.3896     -1.3896     0.13897    -7.09039E-11
```

```
+-------------------------------------------------------------------------------------------------------------------------------+
|                   PARATIEPLUS(TM)   NLS ENGINE RELEASE  2018.0    FULL VERSION  *Build date:Nov 13, 2017*                    |
|                                                                                                                               |
|                                    NewProject.BaseDesignSection_28.SISMICAGEO_1273                                            |
|                                   Exe Time : 4 September 2018 18:02:12                                                        |
+-------------------------------------------------------------------------------------------------------------------------------+
New Project


S T R E S S    R E S U L T S    F O R    G R O U P    N O.    4

Tieback_175                                                  :
ELEMENT TYPE    6 NO.OF ELEMENTS. IN THIS GROUP    1
C U R R E N T    T I M E    I S      5.0000

 POST-TENSION 2D-BOUNDARY ELEMENT

         EL    FORCE          d0          EDISPL     pl. eps          K     -ve limit   +ve limit
-----------------------------------------------------------------------------------------------------------
 ANCHOR    1   139.72     -1.38998E-03 -6.68679E-04   0.0000       1689.0       0.0000       0.0000     ELASTIC  ORIGINAL
YOUNG MODULUS

 ITER     0 RNORM = 0.000     RMNORM= 0.000
             RINORM=0.3590E+06 RIMNOR=0.2336E+07
             RENORM=0.2075E-08 REMNOR=0.3929E-19 RATIO =0.7602E-07 TOLER =0.1000E-03      CONVERGED !
             RFMAX = 121.0     RMMAX = 238.7
             RTSMAL=0.1000E-02 RMSMAL=0.1000E-02
             RDT   =0.3590E+06 RDR   =0.2336E+07
             RATIOT=0.7602E-07 RATIOR= 0.000
             MAX UN=0.4555E-04 IEQ=     1 NODE      1 DOF   1  Y-DISPL.F
             MIN UN=-.1417E-08 IEQ=    97 NODE     49 DOF   1  Y-DISPL.F
             NO. OF CONTACT CONSTRAINT VIOLATIONS     0


 ITER     1 RNORM = 0.000     RMNORM= 0.000
             RINORM=0.3590E+06 RIMNOR=0.2336E+07
             RENORM=0.9439E-17 REMNOR=0.2658E-19 RATIO =0.5128E-11 TOLER =0.1000E-03      CONVERGED !
             RFMAX = 121.0     RMMAX = 238.7
             RTSMAL=0.1000E-02 RMSMAL=0.1000E-02
             RDT   =0.3590E+06 RDR   =0.2336E+07
             RATIOT=0.5128E-11 RATIOR= 0.000
             MAX UN=0.1376E-08 IEQ=    69 NODE     35 DOF   1  Y-DISPL.F
             MIN UN=-.8674E-09 IEQ=    67 NODE     34 DOF   1  Y-DISPL.F
             NO. OF CONTACT CONSTRAINT VIOLATIONS     0


 ITER     2 RNORM = 0.000     RMNORM= 0.000
             RINORM=0.3590E+06 RIMNOR=0.2336E+07
             RENORM=0.6348E-17 REMNOR=0.2697E-19 RATIO =0.4205E-11 TOLER =0.1000E-03      CONVERGED !
             RFMAX = 121.0     RMMAX = 238.7
             RTSMAL=0.1000E-02 RMSMAL=0.1000E-02
             RDT   =0.3590E+06 RDR   =0.2336E+07
             RATIOT=0.4205E-11 RATIOR= 0.000
             MAX UN=0.1027E-08 IEQ=    83 NODE     42 DOF   1  Y-DISPL.F
             MIN UN=-.8566E-09 IEQ=    81 NODE     41 DOF   1  Y-DISPL.F
             NO. OF CONTACT CONSTRAINT VIOLATIONS     0
```

```
+-----------------------------------------------------------------------------------------------------------------------+
|                  PARATIEPLUS(TM)   NLS ENGINE RELEASE  2018.0    FULL VERSION  *Build date:Nov 13, 2017*              |
|                                                                                                                       |
|                                   NewProject.BaseDesignSection_28.SISMICAGEO_1273                                     |
|                                  Exe Time : 4 September 2018 18:02:12                                                 |
+-----------------------------------------------------------------------------------------------------------------------+
New Project
SOLUTION REACHED USING     2 ITERATIONS ON   40

P R I N T   O U T   F O R   T I M E   S T E P    6     ( AT TIME   6.000     )

PRINT OUT OF ACTIVE COMPONENTS (FIXED NODES ARE NOT PRINTED OUT)

          Y-DISPL.F        X-ROT. F
           (02)            (04)            (
    1  -6.5074679E-04   4.8020591E-04
    2  -5.5477107E-04   4.7922400E-04
    3  -4.5918777E-04   4.7628333E-04
    4  -3.6438620E-04   4.7141575E-04
    5  -2.7074482E-04   4.6469798E-04
    6  -1.7862225E-04   4.5625158E-04
    7  -8.8349984E-05   4.4621824E-04
    8  -2.3152533E-07   4.3473628E-04
    9   8.5456917E-05   4.2194016E-04
   10   1.6846563E-04   4.0796041E-04
   11   2.4857061E-04   3.9292360E-04
   12   3.2557279E-04   3.7695256E-04
   13   3.9929731E-04   3.6016663E-04
   14   4.6959286E-04   3.4268197E-04
   15   5.3633107E-04   3.2461189E-04
   16   5.9940598E-04   3.0606731E-04
   17   6.5873390E-04   2.8715699E-04
   18   7.1425186E-04   2.6798839E-04
   19   7.6591910E-04   2.4866746E-04
   20   8.1371571E-04   2.2929949E-04
   21   8.5764255E-04   2.0998950E-04
   22   8.9772213E-04   1.9084229E-04
   23   9.3399735E-04   1.7196342E-04
   24   9.6653255E-04   1.5346031E-04
   25   9.9541394E-04   1.3544413E-04
   26   1.0207504E-03   1.1803020E-04
   27   1.0426736E-03   1.0133191E-04
   28   1.0613381E-03   8.5460260E-05
   29   1.0769204E-03   7.0528467E-05
   30   1.0896197E-03   5.6649124E-05
   31   1.0996558E-03   4.3906394E-05
   32   1.1072607E-03   3.2341600E-05
   33   1.1126716E-03   2.1964873E-05
   34   1.1161244E-03   1.2754178E-05
   35   1.1178478E-03   4.6610538E-06
   36   1.1180593E-03  -2.3748504E-06
   37   1.1169641E-03  -8.4174137E-06
   38   1.1147541E-03  -1.3533753E-05
   39   1.1116077E-03  -1.7793705E-05
   40   1.1076889E-03  -2.1269679E-05
   41   1.1031471E-03  -2.4036392E-05
   42   1.0981165E-03  -2.6170683E-05
   43   1.0927157E-03  -2.7751359E-05
   44   1.0870475E-03  -2.8859069E-05
   45   1.0811982E-03  -2.9576202E-05
   46   1.0752375E-03  -2.9986822E-05
   47   1.0692181E-03  -3.0176580E-05
   48   1.0631757E-03  -3.0232688E-05
   49   1.0601522E-03  -3.0235508E-05
```

```
+-------------------------------------------------------------------------------------------------------------------------------+
|                   PARATIEPLUS(TM)   NLS ENGINE RELEASE  2018.0    FULL VERSION  *Build date:Nov 13, 2017*                    |
|                                                                                                                               |
|                                    NewProject.BaseDesignSection_28.SISMICAGEO_1273                                            |
|                                   Exe Time : 4 September 2018 18:02:12                                                        |
+-------------------------------------------------------------------------------------------------------------------------------+
New Project


S T R E S S   R E S U L T S   F O R   G R O U P   N O.   1

0_L                                                          :
ELEMENT TYPE    5 NO.OF ELEMENTS. IN THIS GROUP   49
C U R R E N T   T I M E   I S      6.0000

 HARDENING 2D SOIL ELEMENT

 ****** TOTAL STRESS FORMULATION *****

  EL *   FORCE     DISPL-Y  VERTICAL-P  HORIZON.-P     MAX-V-P     MAX-H-P           STATE   STIFFNESS Z-LEVEL      PORE
E FACTOR    UFACTOR       Peq           Su_a         Su_p     LAYER
 ------------------------------------------------------------------------------------------------------------------------------
-------------------------------------------------------------------------------------------
   1 D  2.3112E-03  6.5075E-04  5.5437E-02  2.3112E-02  5.5437E-02   1.866          UL-RL  1.1849E+04   0.000       0.000
1.000       1.000      2.3112E-02   0.000       0.000     DI1_164_167_L_0
   2 D  0.6227      5.5477E-04   3.300       3.114       3.300       13.14          UL-RL  1.1849E+04 -0.2000       0.000
1.000       1.000       3.114       0.000       0.000     DI1_164_167_L_0
   3 D   3.304      4.5919E-04   6.706       16.52       6.706       26.71          UL-RL  1.1849E+04 -0.4000       0.000
1.000       1.000       16.52       0.000       0.000     DI1_164_167_L_0
   4 D   6.150      3.6439E-04   10.32       30.75       10.32       41.10          UL-RL  1.1849E+04 -0.6000       0.000
1.000       1.000       30.75       0.000       0.000     DI1_164_167_L_0
   5 D   8.827      2.7074E-04   14.08       44.14       14.08       54.65          UL-RL  1.1849E+04 -0.8000       0.000
1.000       1.000       44.14       0.000       0.000     DI1_164_167_L_0
   6 D   8.635      1.7862E-04   17.91       43.18       17.91       53.85          UL-RL  1.1849E+04  -1.000       0.000
1.000       1.000       43.18       0.000       0.000     DI1_164_167_L_0
   7 D   8.408      8.8350E-05   21.73       42.04       21.73       52.87          UL-RL  1.1849E+04  -1.200       0.000
1.000       1.000       42.04       0.000       0.000     DI1_164_167_L_0
   8 D   8.164      2.3153E-07   25.78       40.82       25.78       51.81          UL-RL  1.1849E+04  -1.400       0.000
1.000       1.000       40.82       0.000       0.000     DI1_164_167_L_0
   9 D   7.918     -8.5457E-05   30.11       39.59       30.11       50.74          UL-RL  1.1849E+04  -1.600       0.000
1.000       1.000       39.59       0.000       0.000     DI1_164_167_L_0
  10 D   7.680     -1.6847E-04   34.05       38.40       34.05       49.70          UL-RL  1.1849E+04  -1.800       0.000
1.000       1.000       38.40       0.000       0.000     DI1_164_167_L_0
  11 D   7.456     -2.4857E-04   38.05       37.28       38.05       48.73          UL-RL  1.1849E+04  -2.000       0.000
1.000       1.000       37.28       0.000       0.000     DI1_164_167_L_0
  12 D   7.249     -3.2557E-04   41.94       36.25       41.94       47.84          UL-RL  1.1849E+04  -2.200       0.000
1.000       1.000       36.25       0.000       0.000     DI1_164_167_L_0
  13 D   7.064     -3.9930E-04   45.58       35.32       45.58       47.06          UL-RL  1.1849E+04  -2.400       0.000
1.000       1.000       35.32       0.000       0.000     DI1_164_167_L_0
  14 D   6.902     -4.6959E-04   49.31       34.51       49.31       46.38          UL-RL  1.1849E+04  -2.600       0.000
1.000       1.000       34.51       0.000       0.000     DI1_164_167_L_0
  15 D   6.764     -5.3633E-04   52.98       33.82       52.98       45.83          UL-RL  1.1849E+04  -2.800       0.000
1.000       1.000       33.82       0.000       0.000     DI1_164_167_L_0
  16 D   6.652     -5.9941E-04   56.59       33.26       56.59       45.39          UL-RL  1.1849E+04  -3.000       0.000
1.000       1.000       33.26       0.000       0.000     DI1_164_167_L_0
  17 D   6.565     -6.5873E-04   60.06       32.82       60.06       45.07          UL-RL  1.1849E+04  -3.200       0.000
1.000       1.000       32.82       0.000       0.000     DI1_164_167_L_0
  18 D   6.504     -7.1425E-04   63.61       32.52       63.61       44.87          UL-RL  1.1849E+04  -3.400       0.000
1.000       1.000       32.52       0.000       0.000     DI1_164_167_L_0
  19 D   6.470     -7.6592E-04   67.13       32.35       67.13       44.80          UL-RL  1.1849E+04  -3.600       0.000
1.000       1.000       32.35       0.000       0.000     DI1_164_167_L_0
  20 D   6.461     -8.1372E-04   70.62       32.30       70.62       44.84          UL-RL  1.1849E+04  -3.800       0.000
1.000       1.000       32.30       0.000       0.000     DI1_164_167_L_0
  21 D   6.477     -8.5764E-04   74.01       32.38       74.01       45.00          UL-RL  1.1849E+04  -4.000       0.000
1.000       1.000       32.38       0.000       0.000     DI1_164_167_L_0
  22 D   6.518     -8.9772E-04   77.47       32.59       77.47       45.28          UL-RL  1.1849E+04  -4.200       0.000
1.000       1.000       32.59       0.000       0.000     DI1_164_167_L_0
  23 D   6.719     -9.3400E-04   80.91       33.60       80.91       45.66          UL-RL  1.1849E+04  -4.400       0.000
1.000       1.000       33.60       0.000       0.000     DI1_164_167_L_0
  24 D   6.980     -9.6653E-04   84.03       34.90       84.03       46.14          UL-RL  1.1849E+04  -4.600       0.000
1.000       1.000       34.90       0.000       0.000     DI1_164_167_L_0
```

25 D	7.230	-9.9541E-04	87.01	36.15	87.01	46.73	UL-RL	1.1849E+04	-4.800	0.000	
1.000	1.000	36.15	0.000	0.000	DI1_164_167_L_0						
26 D	6.732	-1.0208E-03	90.00	33.66	90.00	50.45	UL-RL	2.8282E+04	-5.000	0.000	
1.000	1.000	33.66	0.000	0.000	DI2_165_168_L_0						
27 D	6.968	-1.0427E-03	93.01	34.84	93.01	50.17	UL-RL	2.8282E+04	-5.200	0.000	
1.000	1.000	34.84	0.000	0.000	DI2_165_168_L_0						
28 D	7.204	-1.0613E-03	96.03	36.02	96.03	50.08	UL-RL	2.8282E+04	-5.400	0.000	
1.000	1.000	36.02	0.000	0.000	DI2_165_168_L_0						
29 D	7.442	-1.0769E-03	99.06	37.21	99.06	50.17	UL-RL	2.8282E+04	-5.600	0.000	
1.000	1.000	37.21	0.000	0.000	DI2_165_168_L_0						
30 D	7.680	-1.0896E-03	102.1	38.40	102.1	51.34	UL-RL	2.8282E+04	-5.800	0.000	
1.000	1.000	38.40	0.000	0.000	DI2_165_168_L_0						
31 D	7.919	-1.0997E-03	105.2	39.59	105.2	52.88	UL-RL	2.8282E+04	-6.000	0.000	
1.000	1.000	39.59	0.000	0.000	DI2_165_168_L_0						
32 D	8.158	-1.1073E-03	108.2	40.79	108.2	54.43	UL-RL	2.8282E+04	-6.200	0.000	
1.000	1.000	40.79	0.000	0.000	DI2_165_168_L_0						
33 D	8.398	-1.1127E-03	111.3	41.99	111.3	55.97	UL-RL	2.8282E+04	-6.400	0.000	
1.000	1.000	41.99	0.000	0.000	DI2_165_168_L_0						
34 D	8.638	-1.1161E-03	114.4	43.19	114.4	57.52	UL-RL	2.8282E+04	-6.600	0.000	
1.000	1.000	43.19	0.000	0.000	DI2_165_168_L_0						
35 D	8.878	-1.1178E-03	117.5	44.39	117.5	59.08	UL-RL	2.8282E+04	-6.800	0.000	
1.000	1.000	44.39	0.000	0.000	DI2_165_168_L_0						
36 D	9.118	-1.1181E-03	120.6	45.59	120.6	60.63	UL-RL	2.8282E+04	-7.000	0.000	
1.000	1.000	45.59	0.000	0.000	DI2_165_168_L_0						
37 D	9.359	-1.1170E-03	123.7	46.80	123.7	62.19	UL-RL	2.8282E+04	-7.200	0.000	
1.000	1.000	46.80	0.000	0.000	DI2_165_168_L_0						
38 D	9.601	-1.1148E-03	126.8	48.00	126.8	63.75	UL-RL	2.8282E+04	-7.400	0.000	
1.000	1.000	48.00	0.000	0.000	DI2_165_168_L_0						
39 D	9.842	-1.1116E-03	129.9	49.21	129.9	65.31	UL-RL	2.8282E+04	-7.600	0.000	
1.000	1.000	49.21	0.000	0.000	DI2_165_168_L_0						
40 D	10.08	-1.1077E-03	133.0	50.42	133.0	66.87	UL-RL	2.8282E+04	-7.800	0.000	
1.000	1.000	50.42	0.000	0.000	DI2_165_168_L_0						
41 D	10.33	-1.1031E-03	136.1	51.63	136.1	68.43	UL-RL	2.8282E+04	-8.000	0.000	
1.000	1.000	51.63	0.000	0.000	DI2_165_168_L_0						
42 D	10.57	-1.0981E-03	139.3	52.84	139.3	69.99	UL-RL	2.8282E+04	-8.200	0.000	
1.000	1.000	52.84	0.000	0.000	DI2_165_168_L_0						
43 D	10.81	-1.0927E-03	142.4	54.05	142.4	71.56	UL-RL	2.8282E+04	-8.400	0.000	
1.000	1.000	54.05	0.000	0.000	DI2_165_168_L_0						
44 D	11.05	-1.0870E-03	145.5	55.27	145.5	73.12	UL-RL	2.8282E+04	-8.600	0.000	
1.000	1.000	55.27	0.000	0.000	DI2_165_168_L_0						
45 D	11.30	-1.0812E-03	148.7	56.48	148.7	74.69	UL-RL	2.8282E+04	-8.800	0.000	
1.000	1.000	56.48	0.000	0.000	DI2_165_168_L_0						
46 D	11.54	-1.0752E-03	151.8	57.70	151.8	76.25	UL-RL	2.8282E+04	-9.000	0.000	
1.000	1.000	57.70	0.000	0.000	DI2_165_168_L_0						
47 D	11.78	-1.0692E-03	154.9	58.92	154.9	77.82	UL-RL	2.8282E+04	-9.200	0.000	
1.000	1.000	58.92	0.000	0.000	DI2_165_168_L_0						
48 D	9.020	-1.0632E-03	158.1	60.13	158.1	79.38	UL-RL	2.8282E+04	-9.400	0.000	
1.000	1.000	60.13	0.000	0.000	DI2_165_168_L_0						
49 D	3.037	-1.0602E-03	159.7	60.74	159.7	80.16	UL-RL	2.8282E+04	-9.500	0.000	
1.000	1.000	60.74	0.000	0.000	DI2_165_168_L_0						

```
+-----------------------------------------------------------------------------------------------------------------------+
|                  PARATIEPLUS(TM)   NLS ENGINE RELEASE  2018.0    FULL VERSION  *Build date:Nov 13, 2017*              |
|                                                                                                                       |
|                                   NewProject.BaseDesignSection_28.SISMICAGEO_1273                                     |
|                                  Exe Time : 4 September 2018 18:02:12                                                 |
+-----------------------------------------------------------------------------------------------------------------------+
New Project


S T R E S S   R E S U L T S   F O R   G R O U P   N O.   2

0_R                                                                  :
ELEMENT TYPE    5 NO.OF ELEMENTS. IN THIS GROUP   49
C U R R E N T   T I M E   I S     6.0000

 HARDENING 2D SOIL ELEMENT

 ****** TOTAL STRESS FORMULATION *****

 EL *   FORCE     DISPL-Y  VERTICAL-P  HORIZON.-P     MAX-V-P     MAX-H-P          STATE   STIFFNESS Z-LEVEL      PORE
E FACTOR    UFACTOR       Peq          Su_a        Su_p     LAYER
 ---------------------------------------------------------------------------------------------------------------------------
-----------------------------------------------------------------------------------------------
   1     0.000         --          --          --          --          --          REMOVED     --        0.000       0.000
1.000       1.000       0.000       0.000       0.000     not available
   2     0.000         --          --          --          --          --          REMOVED     --      -0.2000       0.000
1.000       1.000       0.000       0.000       0.000     not available
   3     0.000         --          --          --          --          --          REMOVED     --      -0.4000       0.000
1.000       1.000       0.000       0.000       0.000     not available
   4     0.000         --          --          --          --          --          REMOVED     --      -0.6000       0.000
1.000       1.000       0.000       0.000       0.000     not available
   5     0.000         --          --          --          --          --          REMOVED     --      -0.8000       0.000
1.000       1.000       0.000       0.000       0.000     not available
   6     0.000         --          --          --          --          --          REMOVED     --       -1.000       0.000
1.000       1.000       0.000       0.000       0.000     not available
   7     0.000         --          --          --          --          --          REMOVED     --       -1.200       0.000
1.000       1.000       0.000       0.000       0.000     not available
   8     0.000         --          --          --          --          --          REMOVED     --       -1.400       0.000
1.000       1.000       0.000       0.000       0.000     not available
   9     0.000         --          --          --          --          --          REMOVED     --       -1.600       0.000
1.000       1.000       0.000       0.000       0.000     not available
  10     0.000         --          --          --          --          --          REMOVED     --       -1.800       0.000
1.000       1.000       0.000       0.000       0.000     not available
  11     0.000         --          --          --          --          --          REMOVED     --       -2.000       0.000
1.000       1.000       0.000       0.000       0.000     not available
  12     0.000         --          --          --          --          --          REMOVED     --       -2.200       0.000
1.000       1.000       0.000       0.000       0.000     not available
  13     0.000         --          --          --          --          --          REMOVED     --       -2.400       0.000
1.000       1.000       0.000       0.000       0.000     not available
  14     0.000         --          --          --          --          --          REMOVED     --       -2.600       0.000
1.000       1.000       0.000       0.000       0.000     not available
  15     0.000         --          --          --          --          --          REMOVED     --       -2.800       0.000
1.000       1.000       0.000       0.000       0.000     not available
  16     0.000         --          --          --          --          --          REMOVED     --       -3.000       0.000
1.000       1.000       0.000       0.000       0.000     not available
  17     0.000         --          --          --          --          --          REMOVED     --       -3.200       0.000
1.000       1.000       0.000       0.000       0.000     not available
  18     0.000         --          --          --          --          --          REMOVED     --       -3.400       0.000
1.000       1.000       0.000       0.000       0.000     not available
  19     0.000         --          --          --          --          --          REMOVED     --       -3.600       0.000
1.000       1.000       0.000       0.000       0.000     not available
  20     0.000         --          --          --          --          --          REMOVED     --       -3.800       0.000
1.000       1.000       0.000       0.000       0.000     not available
  21     0.000         --          --          --          --          --          REMOVED     --       -4.000       0.000
1.000       1.000       0.000       0.000       0.000     not available
  22     0.000         --          --          --          --          --          REMOVED     --       -4.200       0.000
1.000       1.000       0.000       0.000       0.000     not available
  23     0.000         --          --          --          --          --          REMOVED     --       -4.400       0.000
1.000       1.000       0.000       0.000       0.000     not available
  24     0.000         --          --          --          --          --          REMOVED     --       -4.600       0.000
1.000       1.000       0.000       0.000       0.000     not available
```

25	0.000	--	--	--	--	--	REMOVED	--	-4.800	0.000		
1.000	1.000	0.000	0.000	0.000	not available							
26	0.000	--	--	--	--	--	REMOVED	--	-5.000	0.000		
1.000	1.000	0.000	0.000	0.000	not available							
27 D	1.1842E-06	1.0427E-03	1.600	5.9208E-06	1.600	0.8000	UL-RL	2.2529E+04	-5.200	0.000		
1.000	1.000	5.9208E-06	0.000	0.000	DI2_165_168_L_0							
28 D	0.2316	1.0613E-03	4.800	1.158	4.800	2.400	UL-RL	2.2529E+04	-5.400	0.000		
1.000	1.000	1.158	0.000	0.000	DI2_165_168_L_0							
29 D	0.5406	1.0769E-03	8.000	2.703	8.000	4.000	UL-RL	2.2529E+04	-5.600	0.000		
1.000	1.000	2.703	0.000	0.000	DI2_165_168_L_0							
30 D	4.210	1.0896E-03	11.20	21.05	92.80	51.34	UL-RL	2.2529E+04	-5.800	0.000		
1.000	1.000	21.05	0.000	0.000	DI2_165_168_L_0							
31 D	6.303	1.0997E-03	14.40	31.52	96.00	53.10	UL-RL	2.2529E+04	-6.000	0.000		
1.000	1.000	31.52	0.000	0.000	DI2_165_168_L_0							
32 D	8.511	1.1073E-03	17.60	42.55	99.20	54.87	UL-RL	2.2529E+04	-6.200	0.000		
1.000	1.000	42.55	0.000	0.000	DI2_165_168_L_0							
33 D	10.77	1.1127E-03	20.80	53.84	102.4	56.61	UL-RL	2.2529E+04	-6.400	0.000		
1.000	1.000	53.84	0.000	0.000	DI2_165_168_L_0							
34 D	12.24	1.1161E-03	24.00	61.20	105.6	62.75	UL-RL	2.2529E+04	-6.600	0.000		
1.000	1.000	61.20	0.000	0.000	DI2_165_168_L_0							
35 D	12.71	1.1178E-03	27.20	63.56	108.8	65.17	UL-RL	2.2529E+04	-6.800	0.000		
1.000	1.000	63.56	0.000	0.000	DI2_165_168_L_0							
36 D	13.16	1.1181E-03	30.40	65.79	112.0	67.45	UL-RL	2.2529E+04	-7.000	0.000		
1.000	1.000	65.79	0.000	0.000	DI2_165_168_L_0							
37 D	13.58	1.1170E-03	33.60	67.91	115.2	69.61	UL-RL	2.2529E+04	-7.200	0.000		
1.000	1.000	67.91	0.000	0.000	DI2_165_168_L_0							
38 D	13.99	1.1148E-03	36.80	69.94	118.4	71.69	UL-RL	2.2529E+04	-7.400	0.000		
1.000	1.000	69.94	0.000	0.000	DI2_165_168_L_0							
39 D	14.38	1.1116E-03	40.00	71.89	121.6	73.69	UL-RL	2.2529E+04	-7.600	0.000		
1.000	1.000	71.89	0.000	0.000	DI2_165_168_L_0							
40 D	14.76	1.1077E-03	43.20	73.78	124.8	75.62	UL-RL	2.2529E+04	-7.800	0.000		
1.000	1.000	73.78	0.000	0.000	DI2_165_168_L_0							
41 D	15.12	1.1031E-03	46.40	75.61	128.0	77.50	UL-RL	2.2529E+04	-8.000	0.000		
1.000	1.000	75.61	0.000	0.000	DI2_165_168_L_0							
42 D	15.48	1.0981E-03	49.60	77.41	131.2	79.35	UL-RL	2.2529E+04	-8.200	0.000		
1.000	1.000	77.41	0.000	0.000	DI2_165_168_L_0							
43 D	15.83	1.0927E-03	52.80	79.17	134.4	81.15	UL-RL	2.2529E+04	-8.400	0.000		
1.000	1.000	79.17	0.000	0.000	DI2_165_168_L_0							
44 D	16.18	1.0870E-03	56.00	80.91	137.6	82.94	UL-RL	2.2529E+04	-8.600	0.000		
1.000	1.000	80.91	0.000	0.000	DI2_165_168_L_0							
45 D	16.53	1.0812E-03	59.20	82.63	140.8	84.70	UL-RL	2.2529E+04	-8.800	0.000		
1.000	1.000	82.63	0.000	0.000	DI2_165_168_L_0							
46 D	16.87	1.0752E-03	62.40	84.33	144.0	86.44	UL-RL	2.2529E+04	-9.000	0.000		
1.000	1.000	84.33	0.000	0.000	DI2_165_168_L_0							
47 D	17.20	1.0692E-03	65.60	86.02	147.2	88.18	UL-RL	2.2529E+04	-9.200	0.000		
1.000	1.000	86.02	0.000	0.000	DI2_165_168_L_0							
48 D	13.15	1.0632E-03	68.80	87.70	150.4	89.90	UL-RL	2.2529E+04	-9.400	0.000		
1.000	1.000	87.70	0.000	0.000	DI2_165_168_L_0							
49 D	4.427	1.0602E-03	70.40	88.54	152.0	90.76	UL-RL	2.2529E+04	-9.500	0.000		
1.000	1.000	88.54	0.000	0.000	DI2_165_168_L_0							

```
+-----------------------------------------------------------------------------------------------------------------------+
|                  PARATIEPLUS(TM)   NLS ENGINE RELEASE  2018.0    FULL VERSION  *Build date:Nov 13, 2017*              |
|                                                                                                                       |
|                                   NewProject.BaseDesignSection_28.SISMICAGEO_1273                                     |
|                                  Exe Time : 4 September 2018 18:02:12                                                 |
+-----------------------------------------------------------------------------------------------------------------------+
New Project


S T R E S S   R E S U L T S   F O R   G R O U P   N O.   3

WallElement_33                                                  :
ELEMENT TYPE    2 NO.OF ELEMENTS. IN THIS GROUP   48
C U R R E N T   T I M E   I S     6.0000

 WALL2D ELEMENT

   EL      TA          TB          MA          MB
-----------------------------------------------------
    1 -121.00      121.00    -1.48231E-11 -24.199
    2 -120.37      120.37      24.199     -48.274
    3 -117.07      117.07      48.274     -71.689
    4 -110.92      110.92      71.689     -93.873
    5 -102.09      102.09      93.873     -114.29
    6 -93.458      93.458      114.29     -132.98
    7 -85.051      85.051      132.98     -149.99
    8 -76.887      76.887      149.99     -165.37
    9 -68.969      68.969      165.37     -179.16
   10 -61.288      61.288      179.16     -191.42
   11 -53.833      53.833      191.42     -202.19
   12 -46.584      46.584      202.19     -211.51
   13 -39.520      39.520      211.51     -219.41
   14 -32.618      32.618      219.41     -225.93
   15 -25.854      25.854      225.93     -231.10
   16 -19.202      19.202      231.10     -234.94
   17 -12.637      12.637      234.94     -237.47
   18 -6.1332      6.1332      237.47     -238.70
   19 0.33642    -0.33642      238.70     -238.63
   20  6.7970     -6.7970      238.63     -237.27
   21  13.274     -13.274      237.27     -234.62
   22  19.792     -19.792      234.62     -230.66
   23  26.511     -26.511      230.66     -225.36
   24  33.492     -33.492      225.36     -218.66
   25  40.722     -40.722      218.66     -210.51
   26  47.453     -47.453      210.51     -201.02
   27  54.421     -54.421      201.02     -190.14
   28  61.394     -61.394      190.14     -177.86
   29  68.295     -68.295      177.86     -164.20
   30  71.765     -71.765      164.20     -149.85
   31  73.381     -73.381      149.85     -135.17
   32  73.028     -73.028      135.17     -120.57
   33  70.658     -70.658      120.57     -106.43
   34  67.056     -67.056      106.43     -93.023
   35  63.221     -63.221      93.023     -80.379
   36  59.181     -59.181      80.379     -68.543
   37  54.958     -54.958      68.543     -57.551
   38  50.571     -50.571      57.551     -47.437
   39  46.036     -46.036      47.437     -38.230
   40  41.364     -41.364      38.230     -29.957
   41  36.567     -36.567      29.957     -22.643
   42  31.653     -31.653      22.643     -16.313
   43  26.629     -26.629      16.313     -10.987
   44  21.500     -21.500      10.987     -6.6870
   45  16.271     -16.271      6.6870     -3.4328
   46  10.945     -10.945      3.4328     -1.2438
   47  5.5243     -5.5243      1.2438    -0.13897
   48  1.3896     -1.3896     0.13897    -5.31026E-12
```

```
+-------------------------------------------------------------------------------------------------------------------------------+
|                   PARATIEPLUS(TM)   NLS ENGINE RELEASE  2018.0    FULL VERSION  *Build date:Nov 13, 2017*                    |
|                                                                                                                               |
|                                    NewProject.BaseDesignSection_28.SISMICAGEO_1273                                            |
|                                   Exe Time : 4 September 2018 18:02:12                                                        |
+-------------------------------------------------------------------------------------------------------------------------------+
New Project


S T R E S S    R E S U L T S    F O R    G R O U P    N O.    4

Tieback_175                                                 :
ELEMENT TYPE    6 NO.OF ELEMENTS. IN THIS GROUP    1
C U R R E N T    T I M E    I S      6.0000

 POST-TENSION 2D-BOUNDARY ELEMENT

         EL    FORCE          d0          EDISPL     pl. eps          K     -ve limit   +ve limit
-------------------------------------------------------------------------------------------------------------
 ANCHOR    1   139.72     -1.38998E-03 -6.68678E-04   0.0000       1689.0       0.0000       0.0000     ELASTIC  ORIGINAL
YOUNG MODULUS
```

```
+-------------------------------------------------------------------------------------------------------------------------+
|                   PARATIEPLUS(TM)   NLS ENGINE RELEASE  2018.0    FULL VERSION  *Build date:Nov 13, 2017*               |
|                                                                                                                         |
|                                    NewProject.BaseDesignSection_28.SISMICAGEO_1273                                      |
|                                   Exe Time : 4 September 2018 18:02:12                                                  |
+-------------------------------------------------------------------------------------------------------------------------+

     F I N A L    I N C R E M E N T A L    A N A L Y S I S

                    S U M M A R Y

     STEP                                  NO. OF ITERATIONS

        1           CONVERGENCE :YES                      2
        2           CONVERGENCE :YES                      4
        3           CONVERGENCE :YES                      5
        4           CONVERGENCE :YES                      5
        5           CONVERGENCE :YES                      3
        6           CONVERGENCE :YES                      2


 END OF PROCESS FOR PROBLEM
New Project
NONLINEAR SOLUTION CPU TIME ....    0.10 [sec]
DATABASE  CREATION CPU TIME.....    0.32 [sec]
```

23 ALLEGATI PARATIA TIPO 3

Design Assumption : Nominal - File di Paratie - File di input (.d)

```
* PARATIE ANALYSIS FOR DESIGN SECTION:Base Design Section USING ASSUMPTION: Nominal
 * Time:martedì 4 settembre 2018 18:05:28
 * 1: Defining general settings
 UNIT  m kN
 TITLE New Project
 DELTA 0.2
 option param itemax 40
 option control hinges 0 0.0001 0.001

 * 2: Defining wall(s)
 WALL LeftWall_32 0 -11.5 0 1

 * 3: Defining surfaces for wall(s)
 SOIL 0_L LeftWall_32 -11.5 0 1 0
 SOIL 0_R LeftWall_32 -11.5 0 2 180

 * 4: Defining soil layers
 *
 * Soil Profile (Rilevato_2_8_L_0)
 *
 LDATA Rilevato_2_8_L_0 3 LeftWall_32
 ATREST 0.5 0.5 1
 WEIGHT 19 10 10
 PERMEABILITY 0.0001
 RESISTANCE 0 38 0 0 0
 YOUNG 1.5E+04 4.5E+04
 ENDL
 *
 * Soil Profile (DI1_164_167_L_0)
 *
 LDATA DI1_164_167_L_0 0 LeftWall_32
 ATREST 0.5 0.5 1
 WEIGHT 16 6 10
 PERMEABILITY 1E-05
 RESISTANCE 0 30 0 0 0
 YOUNG 3E+04 4.8E+04
 ENDL
 *
 * Soil Profile (DI2_165_168_L_0)
 *
 LDATA DI2_165_168_L_0 -5 LeftWall_32
 ATREST 0.5 0.5 1
 WEIGHT 16 6 10
 PERMEABILITY 1E-05
 RESISTANCE 1 33 0 0 0
 YOUNG 6.8E+04 1.088E+05
 ENDL

 * 5: Defining structural materials
 * Steel material: 108 Name=Fe360 E=206000200 kPa
 MATERIAL Fe360_108 2.06E+08
 * Concrete material: 104 Name=C25/30 E=31475800 kPa
 MATERIAL C2530_104 3.148E+07
 * Rebar material: 124 Name=acciaio armonico E=200100000 kPa
 MATERIAL acciaioarmonico_124 2.001E+08
 * Concrete material: 103 Name=C20/25 E=29962000 kPa
 MATERIAL C2025_103 2.996E+07

 * 6: Defining structural elements
 * 6.1: Beams and combined Wall Elements
 BEAM WallElement_33 LeftWall_32 -11.5 0 C2530_104 0.9794 00 00 0


 * 6.2: Supports
 WIRE Tieback_175 LeftWall_32 0 acciaioarmonico_124 8.441E-06 138.5 30 0 0
```

```
* 6.3: Strips
STRIP LeftWall_32 1 6 1 5 0 20 45
STRIP LeftWall_32 1 6 12 18 2.7 20 45

* 7: Defining Steps
STEP Stage1_31
CHANGE Rilevato_2_8_L_0 U-FRICT=38 LeftWall_32
CHANGE Rilevato_2_8_L_0 D-FRICT=38 LeftWall_32
CHANGE Rilevato_2_8_L_0 U-KA=0.238 LeftWall_32
CHANGE Rilevato_2_8_L_0 U-KP=7.232 LeftWall_32
CHANGE Rilevato_2_8_L_0 D-KA=0.238 LeftWall_32
CHANGE Rilevato_2_8_L_0 D-KP=7.232 LeftWall_32
CHANGE DI1_164_167_L_0 U-FRICT=30 LeftWall_32
CHANGE DI1_164_167_L_0 D-FRICT=30 LeftWall_32
CHANGE DI1_164_167_L_0 U-KA=0.333 LeftWall_32
CHANGE DI1_164_167_L_0 U-KP=5.286 LeftWall_32
CHANGE DI1_164_167_L_0 D-KA=0.333 LeftWall_32
CHANGE DI1_164_167_L_0 D-KP=4.288 LeftWall_32
CHANGE DI2_165_168_L_0 U-FRICT=33 LeftWall_32
CHANGE DI2_165_168_L_0 D-FRICT=33 LeftWall_32
CHANGE DI2_165_168_L_0 U-KA=0.295 LeftWall_32
CHANGE DI2_165_168_L_0 U-KP=6.462 LeftWall_32
CHANGE DI2_165_168_L_0 D-KA=0.295 LeftWall_32
CHANGE DI2_165_168_L_0 D-KP=5.16 LeftWall_32
CHANGE Rilevato_2_8_L_0 U-COHE=0 LeftWall_32
CHANGE Rilevato_2_8_L_0 U-ADHES=0 LeftWall_32
CHANGE Rilevato_2_8_L_0 D-COHE=0 LeftWall_32
CHANGE Rilevato_2_8_L_0 D-ADHES=0 LeftWall_32
CHANGE DI1_164_167_L_0 U-COHE=0 LeftWall_32
CHANGE DI1_164_167_L_0 U-ADHES=0 LeftWall_32
CHANGE DI1_164_167_L_0 D-COHE=0 LeftWall_32
CHANGE DI1_164_167_L_0 D-ADHES=0 LeftWall_32
CHANGE DI2_165_168_L_0 U-COHE=1 LeftWall_32
CHANGE DI2_165_168_L_0 U-ADHES=0 LeftWall_32
CHANGE DI2_165_168_L_0 D-COHE=1 LeftWall_32
CHANGE DI2_165_168_L_0 D-ADHES=0 LeftWall_32
SETWALL LeftWall_32
GEOM 0 0
WATER -18 0 -11.5 0 0
ADD WallElement_33
ENDSTEP

STEP Stage2_183
SETWALL LeftWall_32
GEOM 0 -1
WATER -18 0 -11.5 0 0
ENDSTEP

STEP Stage3_283
SETWALL LeftWall_32
GEOM 0 -1
WATER -18 0 -11.5 0 0
ADD Tieback_175
ENDSTEP

STEP Stage4_383
SETWALL LeftWall_32
GEOM 0 -6.8
WATER -18 0 -11.5 0 0
ENDSTEP

STEP Stage5_744
SETWALL LeftWall_32
GEOM 0 -6.3
WATER -18 0 -11.5 0 0
ENDSTEP

STEP Stage6_2841
SETWALL LeftWall_32
GEOM 0 -6.3
```

```
WATER -18 0 -11.5 0 0
CHANGE Rilevato_2_8_L_0 U-KAED=0.5012 LeftWall_32
CHANGE Rilevato_2_8_L_0 U-KAEW=0.9178 LeftWall_32
CHANGE Rilevato_2_8_L_0 U-KPED=6.81 LeftWall_32
CHANGE Rilevato_2_8_L_0 U-KPEW=4.494 LeftWall_32
CHANGE Rilevato_2_8_L_0 D-KAED=0.4503 LeftWall_32
CHANGE Rilevato_2_8_L_0 D-KAEW=1.409 LeftWall_32
CHANGE Rilevato_2_8_L_0 D-KPED=4.152 LeftWall_32
CHANGE Rilevato_2_8_L_0 D-KPEW=0.8263 LeftWall_32
CHANGE DI1_164_167_L_0 U-KAED=0.6631 LeftWall_32
CHANGE DI1_164_167_L_0 U-KAEW=1.865 LeftWall_32
CHANGE DI1_164_167_L_0 U-KPED=5.212 LeftWall_32
CHANGE DI1_164_167_L_0 U-KPEW=1.163 LeftWall_32
CHANGE DI1_164_167_L_0 D-KAED=0.6024 LeftWall_32
CHANGE DI1_164_167_L_0 D-KAEW=1.682 LeftWall_32
CHANGE DI1_164_167_L_0 D-KPED=2.205 LeftWall_32
CHANGE DI1_164_167_L_0 D-KPEW=0.8263 LeftWall_32
CHANGE DI2_165_168_L_0 U-KAED=0.5974 LeftWall_32
CHANGE DI2_165_168_L_0 U-KAEW=1.888 LeftWall_32
CHANGE DI2_165_168_L_0 U-KPED=6.44 LeftWall_32
CHANGE DI2_165_168_L_0 U-KPEW=3.182 LeftWall_32
CHANGE DI2_165_168_L_0 D-KAED=0.5379 LeftWall_32
CHANGE DI2_165_168_L_0 D-KAEW=1.735 LeftWall_32
CHANGE DI2_165_168_L_0 D-KPED=2.789 LeftWall_32
CHANGE DI2_165_168_L_0 D-KPEW=0.8263 LeftWall_32
EQK 0.3474 0.1737 -0.1737 0 0.5 0 0.5 0 0
WOOD 35.02 35.02 -6.3 0
* Include pressure contribution from wall: LeftWall_32
* Include wall contribution
DLOAD step LeftWall_32 -6.3 7.556 0 7.556
ENDSTEP
```

Design Assumption : Nominal - File di Paratie - File di output (.out)

```
+-------------------------------------------------------------------------------------------------------------------------+
|                   PARATIEPLUS(TM)   NLS ENGINE RELEASE  2018.0    FULL VERSION  *Build date:Nov 13, 2017*               |
|                                                                                                                         |
|                                      NewProject.BaseDesignSection_28.Nominal_63                                         |
|                                  Exe Time : 4 September 2018 18:05:28                                                   |
+-------------------------------------------------------------------------------------------------------------------------+

                  ********************************************************
                  *                                                      *
                  *  PARATIE PLUS Non-Linear Spring Engine               *
                  *                                                      *
                  *          AN ELASTOPLASTIC FINITE ELEMENT PROGRAM     *
                  *          FOR FLEXIBLE EARTH-RETAINING STRUCTURES     *
                  *                                                      *
                  *          Written by Ce.A.S. s.r.l. (ITALY)           *
                  *          with the scientific supervision of          *
                  *          Roberto Nova - full professor SOIL MECHANICS*
                  *          at Politecnico di Milano (ITALY)            *
                  *                                                      *
                  ********************************************************
                  *                                                      *
                  *  RELEASE   2018.0     *Build date:Nov 13, 2017*    *
                  *                                                      *
                  *                                                      *
                  *  Ce.A.S.     S.R.L   CENTRO DI ANALISI STRUTTURALE   *
                  *              VIALE   GIUSTINIANO 10                  *
                  *              20129   M I L A N O  (ITALIA)           *
                  *  TEL.        +39 02 2020221                          *
                  *                                                      *
                  *  email       bruno.becci@ceas.it                     *
                  *  Web Page    www.ceas.it     www.paratieplus.com     *
                  ********************************************************
```

```
 JOB : NewProject.BaseDesignSection_28.Nominal_63
 STARTING
ACCEPTED   <FILE,GENW                                                    >
ACCEPTED   <FILE,PLOTTER,BINARY                                          >
ACCEPTED   <SOLVE TOTAL_STRESS                                           >
ACCEPTED   <PARAM ITEMAX 40                                              >
ACCEPTED   <CONTROL HINGES 0 0.0001 0.001                                >


                ********************************************************
                *                                                      *
                *  WARNING : PORE PRESSURES ARE AUTOMATICALLY COMPUTED  *
                *    BY THE PROGRAM.                                   *
                ********************************************************

PRELIMINARY OPERATIONS CPU TIME     0.00 [sec]
```

```
+-------------------------------------------------------------------------------------------------------------------------+
|                   PARATIEPLUS(TM)   NLS ENGINE RELEASE  2018.0    FULL VERSION  *Build date:Nov 13, 2017*              |
|                                                                                                                         |
|                                      NewProject.BaseDesignSection_28.Nominal_63                                         |
|                                  Exe Time : 4 September 2018 18:05:28                                                   |
+-------------------------------------------------------------------------------------------------------------------------+


INPUT FILE HAS BEEN GENERATED BY WALGEN PROGRAM


New Project


NO. OF NODAL POINTS (NUMNP) ...................   59
NO. OF COORDINATES  (NCOORD)...................    2
NO. OF NODE DOFS    (NDOF).....................    2
NO. OF EQUATIONS    (NEQ)...................... 118
NO. OF CONSTRAINTS CARDS (NVINC)...............    0
NO. OF ELEMENT GROUPS (NEG).....................    4
NO. OF SOLUTION STEPS (NSTE)...................    6
NO. OF ELEMENT SETS ATTACHED TO SLAVE NODES ...    0
NO. OF RECORD FROM WALGEN ..................... 126
NO. OF LONG NAMES (LASTNAME) ..................   24
LENGTH UNIT CHOICE ............................    3 (M   )
FORCE  UNIT CHOICE ............................    3 (KN  )
MAX PORE PRESSURE TABLE LENGTH.................    1
NO. OF ELEMENT GROUPS REQUIRING ADD. SLIP DOF .    0


IDOFA (01) =  2  Y-DISPL.F
IDOFA (02) =  4   X-ROT. F

 RELEVANT ITEMS UNITS

 STRESSES                  kPa
 Y-DISPLACEMENTS           m
 ROTATIONS                 RADIANS
 BEAM AND SLAB MOMENTS     kN*m/m
 BEAM SHEAR FORCES         kN/m
 ANCHOR FORCES             kN/m
 AXIAL FORCES IN TRUSSES   kN/m
 AXIAL FORCES SPRINGS      kN/m
 Y-REACTIONS               kN/m
 X-MOMENT REACTIONS        kN*m/m
 ETC.
```

```
+-------------------------------------------------------------------------------------------------------------------------+
|                  PARATIEPLUS(TM)   NLS ENGINE RELEASE  2018.0    FULL VERSION  *Build date:Nov 13, 2017*              |
|                                                                                                                         |
|                                    NewProject.BaseDesignSection_28.Nominal_63                                           |
|                                 Exe Time : 4 September 2018 18:05:28                                                    |
+-------------------------------------------------------------------------------------------------------------------------+
                  P R E P R O C E S S O R    D A T A

                  N O.  O F   C O M M A N D S    126

   1 : UNIT  m kN
   2 : TITLE New Project
   3 : DELTA 0.2
   4 : option param itemax 40
   5 : option control hinges 0 0.0001 0.001
   6 : WALL LeftWall_32 0 -11.5 0 1
   7 : SOIL 0_L LeftWall_32 -11.5 0 1 0
   8 : SOIL 0_R LeftWall_32 -11.5 0 2 180
   9 : LDATA Rilevato_2_8_L_0 3 LeftWall_32
  10 : ATREST 0.5 0.5 1
  11 : WEIGHT 19 10 10
  12 : PERMEABILITY 0.0001
  13 : RESISTANCE 0 38 0 0 0
  14 : YOUNG 1.5E+04 4.5E+04
  15 : ENDL
  16 : LDATA DI1_164_167_L_0 0 LeftWall_32
  17 : ATREST 0.5 0.5 1
  18 : WEIGHT 16 6 10
  19 : PERMEABILITY 1E-05
  20 : RESISTANCE 0 30 0 0 0
  21 : YOUNG 3E+04 4.8E+04
  22 : ENDL
  23 : LDATA DI2_165_168_L_0 -5 LeftWall_32
  24 : ATREST 0.5 0.5 1
  25 : WEIGHT 16 6 10
  26 : PERMEABILITY 1E-05
  27 : RESISTANCE 1 33 0 0 0
  28 : YOUNG 6.8E+04 1.088E+05
  29 : ENDL
  30 : MATERIAL Fe360_108 2.06E+08
  31 : MATERIAL C2530_104 3.148E+07
  32 : MATERIAL acciaioarmonico_124 2.001E+08
  33 : MATERIAL C2025_103 2.996E+07
  34 : BEAM WallElement_33 LeftWall_32 -11.5 0 C2530_104 0.9794 00 00 0
  35 : WIRE Tieback_175 LeftWall_32 0 acciaioarmonico_124 8.441E-06 138.5 30 0 0
  36 : STRIP LeftWall_32 1 6 1 5 0 20 45
  37 : STRIP LeftWall_32 1 6 12 18 2.7 20 45
  38 : STEP Stage1_31
  39 : CHANGE Rilevato_2_8_L_0 U-FRICT=38 LeftWall_32
  40 : CHANGE Rilevato_2_8_L_0 D-FRICT=38 LeftWall_32
  41 : CHANGE Rilevato_2_8_L_0 U-KA=0.238 LeftWall_32
  42 : CHANGE Rilevato_2_8_L_0 U-KP=7.232 LeftWall_32
  43 : CHANGE Rilevato_2_8_L_0 D-KA=0.238 LeftWall_32
  44 : CHANGE Rilevato_2_8_L_0 D-KP=7.232 LeftWall_32
  45 : CHANGE DI1_164_167_L_0 U-FRICT=30 LeftWall_32
  46 : CHANGE DI1_164_167_L_0 D-FRICT=30 LeftWall_32
  47 : CHANGE DI1_164_167_L_0 U-KA=0.333 LeftWall_32
  48 : CHANGE DI1_164_167_L_0 U-KP=5.286 LeftWall_32
  49 : CHANGE DI1_164_167_L_0 D-KA=0.333 LeftWall_32
  50 : CHANGE DI1_164_167_L_0 D-KP=4.288 LeftWall_32
  51 : CHANGE DI2_165_168_L_0 U-FRICT=33 LeftWall_32
  52 : CHANGE DI2_165_168_L_0 D-FRICT=33 LeftWall_32
  53 : CHANGE DI2_165_168_L_0 U-KA=0.295 LeftWall_32
  54 : CHANGE DI2_165_168_L_0 U-KP=6.462 LeftWall_32
  55 : CHANGE DI2_165_168_L_0 D-KA=0.295 LeftWall_32
  56 : CHANGE DI2_165_168_L_0 D-KP=5.16 LeftWall_32
  57 : CHANGE Rilevato_2_8_L_0 U-COHE=0 LeftWall_32
  58 : CHANGE Rilevato_2_8_L_0 U-ADHES=0 LeftWall_32
  59 : CHANGE Rilevato_2_8_L_0 D-COHE=0 LeftWall_32
  60 : CHANGE Rilevato_2_8_L_0 D-ADHES=0 LeftWall_32
  61 : CHANGE DI1_164_167_L_0 U-COHE=0 LeftWall_32
```

```
 62 : CHANGE DI1_164_167_L_0 U-ADHES=0 LeftWall_32
 63 : CHANGE DI1_164_167_L_0 D-COHE=0 LeftWall_32
 64 : CHANGE DI1_164_167_L_0 D-ADHES=0 LeftWall_32
 65 : CHANGE DI2_165_168_L_0 U-COHE=1 LeftWall_32
 66 : CHANGE DI2_165_168_L_0 U-ADHES=0 LeftWall_32
 67 : CHANGE DI2_165_168_L_0 D-COHE=1 LeftWall_32
 68 : CHANGE DI2_165_168_L_0 D-ADHES=0 LeftWall_32
 69 : SETWALL LeftWall_32
 70 : GEOM 0 0
 71 : WATER -18 0 -11.5 0 0
 72 : ADD WallElement_33
 73 : ENDSTEP
 74 : STEP Stage2_183
 75 : SETWALL LeftWall_32
 76 : GEOM 0 -1
 77 : WATER -18 0 -11.5 0 0
 78 : ENDSTEP
 79 : STEP Stage3_283
 80 : SETWALL LeftWall_32
 81 : GEOM 0 -1
 82 : WATER -18 0 -11.5 0 0
 83 : ADD Tieback_175
 84 : ENDSTEP
 85 : STEP Stage4_383
 86 : SETWALL LeftWall_32
 87 : GEOM 0 -6.8
 88 : WATER -18 0 -11.5 0 0
 89 : ENDSTEP
 90 : STEP Stage5_744
 91 : SETWALL LeftWall_32
 92 : GEOM 0 -6.3
 93 : WATER -18 0 -11.5 0 0
 94 : ENDSTEP
 95 : STEP Stage6_2841
 96 : SETWALL LeftWall_32
 97 : GEOM 0 -6.3
 98 : WATER -18 0 -11.5 0 0
 99 : CHANGE Rilevato_2_8_L_0 U-KAED=0.5012 LeftWall_32
100 : CHANGE Rilevato_2_8_L_0 U-KAEW=0.9178 LeftWall_32
101 : CHANGE Rilevato_2_8_L_0 U-KPED=6.81 LeftWall_32
102 : CHANGE Rilevato_2_8_L_0 U-KPEW=4.494 LeftWall_32
103 : CHANGE Rilevato_2_8_L_0 D-KAED=0.4503 LeftWall_32
104 : CHANGE Rilevato_2_8_L_0 D-KAEW=1.409 LeftWall_32
105 : CHANGE Rilevato_2_8_L_0 D-KPED=4.152 LeftWall_32
106 : CHANGE Rilevato_2_8_L_0 D-KPEW=0.8263 LeftWall_32
107 : CHANGE DI1_164_167_L_0 U-KAED=0.6631 LeftWall_32
108 : CHANGE DI1_164_167_L_0 U-KAEW=1.865 LeftWall_32
109 : CHANGE DI1_164_167_L_0 U-KPED=5.212 LeftWall_32
110 : CHANGE DI1_164_167_L_0 U-KPEW=1.163 LeftWall_32
111 : CHANGE DI1_164_167_L_0 D-KAED=0.6024 LeftWall_32
112 : CHANGE DI1_164_167_L_0 D-KAEW=1.682 LeftWall_32
113 : CHANGE DI1_164_167_L_0 D-KPED=2.205 LeftWall_32
114 : CHANGE DI1_164_167_L_0 D-KPEW=0.8263 LeftWall_32
115 : CHANGE DI2_165_168_L_0 U-KAED=0.5974 LeftWall_32
116 : CHANGE DI2_165_168_L_0 U-KAEW=1.888 LeftWall_32
117 : CHANGE DI2_165_168_L_0 U-KPED=6.44 LeftWall_32
118 : CHANGE DI2_165_168_L_0 U-KPEW=3.182 LeftWall_32
119 : CHANGE DI2_165_168_L_0 D-KAED=0.5379 LeftWall_32
120 : CHANGE DI2_165_168_L_0 D-KAEW=1.735 LeftWall_32
121 : CHANGE DI2_165_168_L_0 D-KPED=2.789 LeftWall_32
122 : CHANGE DI2_165_168_L_0 D-KPEW=0.8263 LeftWall_32
123 : EQK 0.3474 0.1737 -0.1737 0 0.5 0 0.5 0 0
124 : WOOD 35.02 35.02 -6.3 0
125 : DLOAD step LeftWall_32 -6.3 7.556 0 7.556
126 : ENDSTEP
```

PARATIEPLUS(TM) NLS ENGINE RELEASE 2018.0 FULL VERSION *Build date:Nov 13, 2017*

NewProject.BaseDesignSection_28.Nominal_63

Exe Time : 4 September 2018 18:05:29

N O D A L P O I N T D A T A

NODE	Y-COORD	Z-COORD	/ NODE	Y-COORD	Z-COORD	/ NODE	Y-COORD	Z-COORD	/ NODE	Y-COORD	Z-COORD	/
1	0.0000	0.0000	/ 2	0.0000	-0.20000	/ 3	0.0000	-0.40000	/ 4	0.0000	-0.60000	/
5	0.0000	-0.80000	/ 6	0.0000	-1.0000	/ 7	0.0000	-1.2000	/ 8	0.0000	-1.4000	/
9	0.0000	-1.6000	/ 10	0.0000	-1.8000	/ 11	0.0000	-2.0000	/ 12	0.0000	-2.2000	/
13	0.0000	-2.4000	/ 14	0.0000	-2.6000	/ 15	0.0000	-2.8000	/ 16	0.0000	-3.0000	/
17	0.0000	-3.2000	/ 18	0.0000	-3.4000	/ 19	0.0000	-3.6000	/ 20	0.0000	-3.8000	/
21	0.0000	-4.0000	/ 22	0.0000	-4.2000	/ 23	0.0000	-4.4000	/ 24	0.0000	-4.6000	/
25	0.0000	-4.8000	/ 26	0.0000	-5.0000	/ 27	0.0000	-5.2000	/ 28	0.0000	-5.4000	/
29	0.0000	-5.6000	/ 30	0.0000	-5.8000	/ 31	0.0000	-6.0000	/ 32	0.0000	-6.2000	/
33	0.0000	-6.4000	/ 34	0.0000	-6.6000	/ 35	0.0000	-6.8000	/ 36	0.0000	-7.0000	/
37	0.0000	-7.2000	/ 38	0.0000	-7.4000	/ 39	0.0000	-7.6000	/ 40	0.0000	-7.8000	/
41	0.0000	-8.0000	/ 42	0.0000	-8.2000	/ 43	0.0000	-8.4000	/ 44	0.0000	-8.6000	/
45	0.0000	-8.8000	/ 46	0.0000	-9.0000	/ 47	0.0000	-9.2000	/ 48	0.0000	-9.4000	/
49	0.0000	-9.6000	/ 50	0.0000	-9.8000	/ 51	0.0000	-10.000	/ 52	0.0000	-10.200	/
53	0.0000	-10.400	/ 54	0.0000	-10.600	/ 55	0.0000	-10.800	/ 56	0.0000	-11.000	/
57	0.0000	-11.200	/ 58	0.0000	-11.400	/ 59	0.0000	-11.500	/			

```
+-----------------------------------------------------------------------------------------------------------------------+
|                   PARATIEPLUS(TM)   NLS ENGINE RELEASE  2018.0    FULL VERSION  *Build date:Nov 13, 2017*              |
|                                                                                                                       |
|                                       NewProject.BaseDesignSection_28.Nominal_63                                      |
|                                  Exe Time : 4 September 2018 18:05:29                                                 |
+-----------------------------------------------------------------------------------------------------------------------+
 ELEMENT GROUP NO.  1

0_L                                                                :
   5  59   0   1   0   0   0   0   0   0   0   0   0   0   0   3   0   0   0   0
....................................
..........2D PLASTIC SOIL ..........
....................................

element group behaviour throughout stage analysis

stage   status
-------------------
    1   active
    2   active
    3   active
    4   active
    5   active
    6   active

 material set no.    1

 prop( 1) angle              0.00000
 prop( 2) layer as foreseen  1.00000


 material set no.    2

 prop( 1) angle              0.00000
 prop( 2) layer as foreseen  2.00000


 material set no.    3

 prop( 1) angle              0.00000
 prop( 2) layer as foreseen  3.00000


 element data

   el    n  mat      area     .....     .....     .....      flag
-----------------------------------------------------------------

    1    1    2   0.1000     0.000     0.000     0.000     1.000
    2    2    2   0.2000     0.000     0.000     0.000     1.000
    3    3    2   0.2000     0.000     0.000     0.000     1.000
    4    4    2   0.2000     0.000     0.000     0.000     1.000
    5    5    2   0.2000     0.000     0.000     0.000     1.000
    6    6    2   0.2000     0.000     0.000     0.000     1.000
    7    7    2   0.2000     0.000     0.000     0.000     1.000
    8    8    2   0.2000     0.000     0.000     0.000     1.000
    9    9    2   0.2000     0.000     0.000     0.000     1.000
   10   10    2   0.2000     0.000     0.000     0.000     1.000
   11   11    2   0.2000     0.000     0.000     0.000     1.000
   12   12    2   0.2000     0.000     0.000     0.000     1.000
   13   13    2   0.2000     0.000     0.000     0.000     1.000
   14   14    2   0.2000     0.000     0.000     0.000     1.000
   15   15    2   0.2000     0.000     0.000     0.000     1.000
   16   16    2   0.2000     0.000     0.000     0.000     1.000
   17   17    2   0.2000     0.000     0.000     0.000     1.000
   18   18    2   0.2000     0.000     0.000     0.000     1.000
   19   19    2   0.2000     0.000     0.000     0.000     1.000
   20   20    2   0.2000     0.000     0.000     0.000     1.000
   21   21    2   0.2000     0.000     0.000     0.000     1.000
   22   22    2   0.2000     0.000     0.000     0.000     1.000
   23   23    2   0.2000     0.000     0.000     0.000     1.000
```

24	24	2	0.2000	0.000	0.000	0.000	1.000
25	25	2	0.2000	0.000	0.000	0.000	1.000
26	26	2	0.2000	0.000	0.000	0.000	1.000
27	27	3	0.2000	0.000	0.000	0.000	1.000
28	28	3	0.2000	0.000	0.000	0.000	1.000
29	29	3	0.2000	0.000	0.000	0.000	1.000
30	30	3	0.2000	0.000	0.000	0.000	1.000
31	31	3	0.2000	0.000	0.000	0.000	1.000
32	32	3	0.2000	0.000	0.000	0.000	1.000
33	33	3	0.2000	0.000	0.000	0.000	1.000
34	34	3	0.2000	0.000	0.000	0.000	1.000
35	35	3	0.2000	0.000	0.000	0.000	1.000
36	36	3	0.2000	0.000	0.000	0.000	1.000
37	37	3	0.2000	0.000	0.000	0.000	1.000
38	38	3	0.2000	0.000	0.000	0.000	1.000
39	39	3	0.2000	0.000	0.000	0.000	1.000
40	40	3	0.2000	0.000	0.000	0.000	1.000
41	41	3	0.2000	0.000	0.000	0.000	1.000
42	42	3	0.2000	0.000	0.000	0.000	1.000
43	43	3	0.2000	0.000	0.000	0.000	1.000
44	44	3	0.2000	0.000	0.000	0.000	1.000
45	45	3	0.2000	0.000	0.000	0.000	1.000
46	46	3	0.2000	0.000	0.000	0.000	1.000
47	47	3	0.2000	0.000	0.000	0.000	1.000
48	48	3	0.2000	0.000	0.000	0.000	1.000
49	49	3	0.2000	0.000	0.000	0.000	1.000
50	50	3	0.2000	0.000	0.000	0.000	1.000
51	51	3	0.2000	0.000	0.000	0.000	1.000
52	52	3	0.2000	0.000	0.000	0.000	1.000
53	53	3	0.2000	0.000	0.000	0.000	1.000
54	54	3	0.2000	0.000	0.000	0.000	1.000
55	55	3	0.2000	0.000	0.000	0.000	1.000
56	56	3	0.2000	0.000	0.000	0.000	1.000
57	57	3	0.2000	0.000	0.000	0.000	1.000
58	58	3	0.1500	0.000	0.000	0.000	1.000
59	59	3	0.5000E-01	0.000	0.000	0.000	1.000

```
+-------------------------------------------------------------------------------------------------------------------------------+
|                   PARATIEPLUS(TM)   NLS ENGINE RELEASE  2018.0    FULL VERSION  *Build date:Nov 13, 2017*                     |
|                                                                                                                               |
|                                      NewProject.BaseDesignSection_28.Nominal_63                                               |
|                                   Exe Time : 4 September 2018 18:05:29                                                        |
+-------------------------------------------------------------------------------------------------------------------------------+
 ELEMENT GROUP NO.  2

0_R                                                          :
   5  59   0   1   0   0   0   0   0   0   0   0   0   0   0   3   0   0   0   0
.....................................
.........2D PLASTIC SOIL ..........
.....................................

element group behaviour throughout stage analysis

stage   status
------------------
    1   active
    2   active
    3   active
    4   active
    5   active
    6   active

 material set no.    1

 prop( 1) angle              180.000
 prop( 2) layer as foreseen  1.00000


 material set no.    2

 prop( 1) angle              180.000
 prop( 2) layer as foreseen  2.00000


 material set no.    3

 prop( 1) angle              180.000
 prop( 2) layer as foreseen  3.00000


 element data

   el    n  mat      area      .....     .....     .....      flag
-------------------------------------------------------------------

    1    1    2   0.1000     0.000     0.000     0.000     2.000
    2    2    2   0.2000     0.000     0.000     0.000     2.000
    3    3    2   0.2000     0.000     0.000     0.000     2.000
    4    4    2   0.2000     0.000     0.000     0.000     2.000
    5    5    2   0.2000     0.000     0.000     0.000     2.000
    6    6    2   0.2000     0.000     0.000     0.000     2.000
    7    7    2   0.2000     0.000     0.000     0.000     2.000
    8    8    2   0.2000     0.000     0.000     0.000     2.000
    9    9    2   0.2000     0.000     0.000     0.000     2.000
   10   10    2   0.2000     0.000     0.000     0.000     2.000
   11   11    2   0.2000     0.000     0.000     0.000     2.000
   12   12    2   0.2000     0.000     0.000     0.000     2.000
   13   13    2   0.2000     0.000     0.000     0.000     2.000
   14   14    2   0.2000     0.000     0.000     0.000     2.000
   15   15    2   0.2000     0.000     0.000     0.000     2.000
   16   16    2   0.2000     0.000     0.000     0.000     2.000
   17   17    2   0.2000     0.000     0.000     0.000     2.000
   18   18    2   0.2000     0.000     0.000     0.000     2.000
   19   19    2   0.2000     0.000     0.000     0.000     2.000
   20   20    2   0.2000     0.000     0.000     0.000     2.000
   21   21    2   0.2000     0.000     0.000     0.000     2.000
   22   22    2   0.2000     0.000     0.000     0.000     2.000
   23   23    2   0.2000     0.000     0.000     0.000     2.000
```

24	24	2	0.2000	0.000	0.000	0.000	2.000
25	25	2	0.2000	0.000	0.000	0.000	2.000
26	26	2	0.2000	0.000	0.000	0.000	2.000
27	27	3	0.2000	0.000	0.000	0.000	2.000
28	28	3	0.2000	0.000	0.000	0.000	2.000
29	29	3	0.2000	0.000	0.000	0.000	2.000
30	30	3	0.2000	0.000	0.000	0.000	2.000
31	31	3	0.2000	0.000	0.000	0.000	2.000
32	32	3	0.2000	0.000	0.000	0.000	2.000
33	33	3	0.2000	0.000	0.000	0.000	2.000
34	34	3	0.2000	0.000	0.000	0.000	2.000
35	35	3	0.2000	0.000	0.000	0.000	2.000
36	36	3	0.2000	0.000	0.000	0.000	2.000
37	37	3	0.2000	0.000	0.000	0.000	2.000
38	38	3	0.2000	0.000	0.000	0.000	2.000
39	39	3	0.2000	0.000	0.000	0.000	2.000
40	40	3	0.2000	0.000	0.000	0.000	2.000
41	41	3	0.2000	0.000	0.000	0.000	2.000
42	42	3	0.2000	0.000	0.000	0.000	2.000
43	43	3	0.2000	0.000	0.000	0.000	2.000
44	44	3	0.2000	0.000	0.000	0.000	2.000
45	45	3	0.2000	0.000	0.000	0.000	2.000
46	46	3	0.2000	0.000	0.000	0.000	2.000
47	47	3	0.2000	0.000	0.000	0.000	2.000
48	48	3	0.2000	0.000	0.000	0.000	2.000
49	49	3	0.2000	0.000	0.000	0.000	2.000
50	50	3	0.2000	0.000	0.000	0.000	2.000
51	51	3	0.2000	0.000	0.000	0.000	2.000
52	52	3	0.2000	0.000	0.000	0.000	2.000
53	53	3	0.2000	0.000	0.000	0.000	2.000
54	54	3	0.2000	0.000	0.000	0.000	2.000
55	55	3	0.2000	0.000	0.000	0.000	2.000
56	56	3	0.2000	0.000	0.000	0.000	2.000
57	57	3	0.2000	0.000	0.000	0.000	2.000
58	58	3	0.1500	0.000	0.000	0.000	2.000
59	59	3	0.5000E-01	0.000	0.000	0.000	2.000

```
+-------------------------------------------------------------------------------------------------------------------------------+
|                   PARATIEPLUS(TM)   NLS ENGINE RELEASE  2018.0    FULL VERSION  *Build date:Nov 13, 2017*                     |
|                                                                                                                               |
|                                      NewProject.BaseDesignSection_28.Nominal_63                                               |
|                                   Exe Time : 4 September 2018 18:05:29                                                        |
+-------------------------------------------------------------------------------------------------------------------------------+
 ELEMENT GROUP NO.  3

WallElement_33                                                :
   2  58   0   1   0   0   0   0   0   0   0   0   0   0   0   1   0   0   1   0
.....................................
.........2D WALL ELEMENT...........
.....................................

element group behaviour throughout stage analysis

stage   status
------------------
    1   active
    2   active
    3   active
    4   active
    5   active
    6   active

 material set no.    1

 prop( 1) young modulus      0.314800E+08
 prop( 2) modification  time  0.00000
 prop( 3) new young modulus   0.00000
 prop( 4) poisson ratio       0.00000
 prop( 5) future .............0.294300E-43

 no. of step variable items:     1
 step  inertia multipier
--------------------------
    1   1.000
    2   1.000
    3   1.000
    4   1.000
    5   1.000
    6   1.000

 element data

   el   na   nb  mat      erc1      erc2     thick      by-i      by-j
-------------------------------------------------------------

    1    1    2    1    0.000     0.000    0.9794     0.000     0.000
    2    2    3    1    0.000     0.000    0.9794     0.000     0.000
    3    3    4    1    0.000     0.000    0.9794     0.000     0.000
    4    4    5    1    0.000     0.000    0.9794     0.000     0.000
    5    5    6    1    0.000     0.000    0.9794     0.000     0.000
    6    6    7    1    0.000     0.000    0.9794     0.000     0.000
    7    7    8    1    0.000     0.000    0.9794     0.000     0.000
    8    8    9    1    0.000     0.000    0.9794     0.000     0.000
    9    9   10    1    0.000     0.000    0.9794     0.000     0.000
   10   10   11    1    0.000     0.000    0.9794     0.000     0.000
   11   11   12    1    0.000     0.000    0.9794     0.000     0.000
   12   12   13    1    0.000     0.000    0.9794     0.000     0.000
   13   13   14    1    0.000     0.000    0.9794     0.000     0.000
   14   14   15    1    0.000     0.000    0.9794     0.000     0.000
   15   15   16    1    0.000     0.000    0.9794     0.000     0.000
   16   16   17    1    0.000     0.000    0.9794     0.000     0.000
   17   17   18    1    0.000     0.000    0.9794     0.000     0.000
   18   18   19    1    0.000     0.000    0.9794     0.000     0.000
   19   19   20    1    0.000     0.000    0.9794     0.000     0.000
   20   20   21    1    0.000     0.000    0.9794     0.000     0.000
   21   21   22    1    0.000     0.000    0.9794     0.000     0.000
   22   22   23    1    0.000     0.000    0.9794     0.000     0.000
   23   23   24    1    0.000     0.000    0.9794     0.000     0.000
```

24	24	25	1	0.000	0.000	0.9794	0.000	0.000
25	25	26	1	0.000	0.000	0.9794	0.000	0.000
26	26	27	1	0.000	0.000	0.9794	0.000	0.000
27	27	28	1	0.000	0.000	0.9794	0.000	0.000
28	28	29	1	0.000	0.000	0.9794	0.000	0.000
29	29	30	1	0.000	0.000	0.9794	0.000	0.000
30	30	31	1	0.000	0.000	0.9794	0.000	0.000
31	31	32	1	0.000	0.000	0.9794	0.000	0.000
32	32	33	1	0.000	0.000	0.9794	0.000	0.000
33	33	34	1	0.000	0.000	0.9794	0.000	0.000
34	34	35	1	0.000	0.000	0.9794	0.000	0.000
35	35	36	1	0.000	0.000	0.9794	0.000	0.000
36	36	37	1	0.000	0.000	0.9794	0.000	0.000
37	37	38	1	0.000	0.000	0.9794	0.000	0.000
38	38	39	1	0.000	0.000	0.9794	0.000	0.000
39	39	40	1	0.000	0.000	0.9794	0.000	0.000
40	40	41	1	0.000	0.000	0.9794	0.000	0.000
41	41	42	1	0.000	0.000	0.9794	0.000	0.000
42	42	43	1	0.000	0.000	0.9794	0.000	0.000
43	43	44	1	0.000	0.000	0.9794	0.000	0.000
44	44	45	1	0.000	0.000	0.9794	0.000	0.000
45	45	46	1	0.000	0.000	0.9794	0.000	0.000
46	46	47	1	0.000	0.000	0.9794	0.000	0.000
47	47	48	1	0.000	0.000	0.9794	0.000	0.000
48	48	49	1	0.000	0.000	0.9794	0.000	0.000
49	49	50	1	0.000	0.000	0.9794	0.000	0.000
50	50	51	1	0.000	0.000	0.9794	0.000	0.000
51	51	52	1	0.000	0.000	0.9794	0.000	0.000
52	52	53	1	0.000	0.000	0.9794	0.000	0.000
53	53	54	1	0.000	0.000	0.9794	0.000	0.000
54	54	55	1	0.000	0.000	0.9794	0.000	0.000
55	55	56	1	0.000	0.000	0.9794	0.000	0.000
56	56	57	1	0.000	0.000	0.9794	0.000	0.000
57	57	58	1	0.000	0.000	0.9794	0.000	0.000
58	58	59	1	0.000	0.000	0.9794	0.000	0.000

```
+-------------------------------------------------------------------------------------------------------------------------------+
|                   PARATIEPLUS(TM)   NLS ENGINE RELEASE  2018.0    FULL VERSION  *Build date:Nov 13, 2017*                    |
|                                                                                                                               |
|                                      NewProject.BaseDesignSection_28.Nominal_63                                               |
|                                   Exe Time : 4 September 2018 18:05:29                                                        |
+-------------------------------------------------------------------------------------------------------------------------------+
 ELEMENT GROUP NO.  4

Tieback_175                                                 :
   6   1   0   1   0   0   0   0   0   0   0   0   0   0   0   1   0   0   2   0
.....................................
.........2D POST-TENSION ANCHOR....
.....................................

element group behaviour throughout stage analysis

stage   status
------------------
    1  inactive
    2  inactive
    3   active
    4   active
    5   active
    6   active

 material set no.    1

 prop( 1) angle          30.0000
 prop( 2) young modulus 0.200100E+09
 prop( 3) modification  time  0.00000
 prop( 4) new young modulus   0.00000

 no. of step variable items:     2
 step   -ve lim     +ve lim
-----------------------------
    1   0.000       0.000
    2   0.000       0.000
    3   0.000       0.000
    4   0.000       0.000
    5   0.000       0.000
    6   0.000       0.000

 element data

   el    n  mat       a/l     pinit    yieldc    yieldt
-----------------------------------------------------------

    1    1    1   0.8441E-05 138.5     0.000     0.000
```

```
+-------------------------------------------------------------------------------------------------------------------------+
|                   PARATIEPLUS(TM)   NLS ENGINE RELEASE  2018.0    FULL VERSION  *Build date:Nov 13, 2017*              |
|                                                                                                                         |
|                                      NewProject.BaseDesignSection_28.Nominal_63                                         |
|                                   Exe Time : 4 September 2018 18:05:29                                                  |
+-------------------------------------------------------------------------------------------------------------------------+


NO. OF NODAL LOADS  (NLOAD) ...................    0
NO. OF LOAD CURVES  (NLCUR) ...................   12
MAXIMUM POINTS/LCURVE (NPTM)...................    5
```

```
+-------------------------------------------------------------------------------------------------------------------------+
|                  PARATIEPLUS(TM)   NLS ENGINE RELEASE  2018.0    FULL VERSION  *Build date:Nov 13, 2017*              |
|                                                                                                                         |
|                                     NewProject.BaseDesignSection_28.Nominal_63                                          |
|                                  Exe Time : 4 September 2018 18:05:29                                                   |
+-------------------------------------------------------------------------------------------------------------------------+
L O A D     D A T A


    LOAD FUNCTION NUMBER   =    1
    NUMBER OF TIME POINTS  =    5

    TIME VALUE      FUNCTION

       0.00000    0.0000E+00
       0.80000    0.0000E+00
       1.00000    0.1000E+01
       1.20000    0.0000E+00
       7.00000    0.0000E+00


    LOAD FUNCTION NUMBER   =    2
    NUMBER OF TIME POINTS  =    5

    TIME VALUE      FUNCTION

       0.00000    0.0000E+00
       1.80000    0.0000E+00
       2.00000    0.1000E+01
       2.20000    0.0000E+00
       7.00000    0.0000E+00


    LOAD FUNCTION NUMBER   =    3
    NUMBER OF TIME POINTS  =    5

    TIME VALUE      FUNCTION

       0.00000    0.0000E+00
       2.80000    0.0000E+00
       3.00000    0.1000E+01
       3.20000    0.0000E+00
       7.00000    0.0000E+00


    LOAD FUNCTION NUMBER   =    4
    NUMBER OF TIME POINTS  =    5

    TIME VALUE      FUNCTION

       0.00000    0.0000E+00
       3.80000    0.0000E+00
       4.00000    0.1000E+01
       4.20000    0.0000E+00
       7.00000    0.0000E+00


    LOAD FUNCTION NUMBER   =    5
    NUMBER OF TIME POINTS  =    5

    TIME VALUE      FUNCTION

       0.00000    0.0000E+00
       4.80000    0.0000E+00
       5.00000    0.1000E+01
       5.20000    0.0000E+00
```

```
   7.00000    0.0000E+00


LOAD FUNCTION NUMBER   =    6
NUMBER OF TIME POINTS  =    5

TIME VALUE      FUNCTION

   0.00000    0.0000E+00
   5.80000    0.0000E+00
   6.00000    0.1000E+01
   6.20000    0.0000E+00
   7.00000    0.0000E+00


LOAD FUNCTION NUMBER   =    7
NUMBER OF TIME POINTS  =    4

TIME VALUE      FUNCTION

   0.00000    0.0000E+00
   0.80000    0.0000E+00
   1.00000    0.1000E+01
   7.00000    0.1000E+01


LOAD FUNCTION NUMBER   =    8
NUMBER OF TIME POINTS  =    4

TIME VALUE      FUNCTION

   0.00000    0.0000E+00
   1.80000    0.0000E+00
   2.00000    0.1000E+01
   7.00000    0.1000E+01


LOAD FUNCTION NUMBER   =    9
NUMBER OF TIME POINTS  =    4

TIME VALUE      FUNCTION

   0.00000    0.0000E+00
   2.80000    0.0000E+00
   3.00000    0.1000E+01
   7.00000    0.1000E+01


LOAD FUNCTION NUMBER   =   10
NUMBER OF TIME POINTS  =    4

TIME VALUE      FUNCTION

   0.00000    0.0000E+00
   3.80000    0.0000E+00
   4.00000    0.1000E+01
   7.00000    0.1000E+01


LOAD FUNCTION NUMBER   =   11
NUMBER OF TIME POINTS  =    4

TIME VALUE      FUNCTION

   0.00000    0.0000E+00
   4.80000    0.0000E+00
   5.00000    0.1000E+01
   7.00000    0.1000E+01
```

```
     LOAD FUNCTION NUMBER   =   12
     NUMBER OF TIME POINTS  =    4

     TIME VALUE      FUNCTION

        0.00000    0.0000E+00
        5.80000    0.0000E+00
        6.00000    0.1000E+01
        7.00000    0.1000E+01


 PROCESSING DISTRIBUTED LOADS CARD NO.    1
  AT Y-COORD  0.000     Z-COORD -6.300     PRESSURE  7.556
                        Z-COORD  0.000     PRESSURE  7.556
  L.CURVE        6

 NO. OF GENERATED NODAL FORCES    32
 NODE          Z-LVL               FORCE /  NODE          Z-LVL               FORCE /  NODE          Z-LVL
FORCE /

   32     -.6200E+01       0.1139497E+01 /    31     -.6000E+01       0.1523384E+01 /    30     -.5800E+01
0.1523387E+01 /
   29     -.5600E+01       0.1523387E+01 /    28     -.5400E+01       0.1523387E+01 /    27     -.5200E+01
0.1523384E+01 /
   26     -.5000E+01       0.1523384E+01 /    25     -.4800E+01       0.1523387E+01 /    24     -.4600E+01
0.1523387E+01 /
   23     -.4400E+01       0.1523387E+01 /    22     -.4200E+01       0.1523387E+01 /    21     -.4000E+01
0.1523384E+01 /
   20     -.3800E+01       0.1523384E+01 /    19     -.3600E+01       0.1523387E+01 /    18     -.3400E+01
0.1523387E+01 /
   17     -.3200E+01       0.1523391E+01 /    16     -.3000E+01       0.1523391E+01 /    15     -.2800E+01
0.1523387E+01 /
   14     -.2600E+01       0.1523387E+01 /    13     -.2400E+01       0.1523387E+01 /    12     -.2200E+01
0.1523387E+01 /
   11     -.2000E+01       0.1523387E+01 /    10     -.1800E+01       0.1523387E+01 /     9     -.1600E+01
0.1523387E+01 /
    8     -.1400E+01       0.1523387E+01 /     7     -.1200E+01       0.1523387E+01 /     6     -.1000E+01
0.1523387E+01 /
    5     -.8000E+00       0.1523387E+01 /     4     -.6000E+00       0.1523387E+01 /     3     -.4000E+00
0.1523387E+01 /
    2     -.2000E+00       0.1523387E+01 /     1     0.0000E+00       0.7616937E+00 /

  OVERALL APPLIED Y FORCE FOR CURRENT DISTRIBUTED LOAD               47.603


 NO. OF DISTRIBUTED LOAD CARDS     1
```

```
+-------------------------------------------------------------------------------------------------------------------------+
|                   PARATIEPLUS(TM)   NLS ENGINE RELEASE  2018.0    FULL VERSION  *Build date:Nov 13, 2017*              |
|                                                                                                                         |
|                                      NewProject.BaseDesignSection_28.Nominal_63                                         |
|                                   Exe Time : 4 September 2018 18:05:29                                                  |
+-------------------------------------------------------------------------------------------------------------------------+
L O A D     B A L A N C E

STEP     1 TOTAL APPLIED LOAD IN DIR.  2  Y-DISPL.F       0.0000000
STEP     1 TOTAL APPLIED LOAD IN DIR.  4   X-ROT. F       0.0000000

STEP     2 TOTAL APPLIED LOAD IN DIR.  2  Y-DISPL.F       0.0000000
STEP     2 TOTAL APPLIED LOAD IN DIR.  4   X-ROT. F       0.0000000

STEP     3 TOTAL APPLIED LOAD IN DIR.  2  Y-DISPL.F       0.0000000
STEP     3 TOTAL APPLIED LOAD IN DIR.  4   X-ROT. F       0.0000000

STEP     4 TOTAL APPLIED LOAD IN DIR.  2  Y-DISPL.F       0.0000000
STEP     4 TOTAL APPLIED LOAD IN DIR.  4   X-ROT. F       0.0000000

STEP     5 TOTAL APPLIED LOAD IN DIR.  2  Y-DISPL.F       0.0000000
STEP     5 TOTAL APPLIED LOAD IN DIR.  4   X-ROT. F       0.0000000

STEP     6 TOTAL APPLIED LOAD IN DIR.  2  Y-DISPL.F       47.602800
STEP     6 TOTAL APPLIED LOAD IN DIR.  4   X-ROT. F       0.0000000


                        LOAD INPUT SECTION COMPLETED
```

```
+-------------------------------------------------------------------------------------------------------------------------+
|                   PARATIEPLUS(TM)   NLS ENGINE RELEASE  2018.0    FULL VERSION  *Build date:Nov 13, 2017*              |
|                                                                                                                         |
|                                      NewProject.BaseDesignSection_28.Nominal_63                                         |
|                                   Exe Time : 4 September 2018 18:05:29                                                  |
+-------------------------------------------------------------------------------------------------------------------------+


NO. OF LAYERS ..............................    3
NO. OF DATA PER LAYER.......................  100
```

```
+-------------------------------------------------------------------------------------------------------------------------+
|                   PARATIEPLUS(TM)   NLS ENGINE RELEASE  2018.0    FULL VERSION  *Build date:Nov 13, 2017*               |
|                                                                                                                         |
|                                      NewProject.BaseDesignSection_28.Nominal_63                                         |
|                                  Exe Time : 4 September 2018 18:05:29                                                   |
+-------------------------------------------------------------------------------------------------------------------------+

LAYER DESCRIPTORS FOR STEP NO.    1


 NON ZERO LAYER DESCRIPTORS FOR LAYER NO.    1 FOR STEP NO.    1

ITEM NO.   1<NAME    >=  16.000     (BOTH WALLS)
ITEM NO.   2<NATURE  >=  1.0000     (BOTH WALLS)
ITEM NO.   3<LEVEL   >=  3.0000     (BOTH WALLS)
ITEM NO.   4<WALL    >=  1.0000     (BOTH WALLS)
ITEM NO.   5<GAMMAD  >=  19.000     (BOTH WALLS)
ITEM NO.   6<GAMMAB  >=  10.000     (BOTH WALLS)
ITEM NO.   7<GAMMAW  >=  10.000     (BOTH WALLS)
ITEM NO.   9<U-FRICT >=  38.000     (BOTH WALLS)
ITEM NO.  10<U-KA    >= 0.23800     WALL NO.        1
ITEM NO.  11<U-KP    >=  7.2320     WALL NO.        1
ITEM NO.  12<K0-NC   >= 0.50000     (BOTH WALLS)
ITEM NO.  13<NEXP    >= 0.50000     (BOTH WALLS)
ITEM NO.  14<OCR     >=  1.0000     (BOTH WALLS)
ITEM NO.  16<MODEL   >=  1.0000     (BOTH WALLS)
ITEM NO.  17<EVC     >=  15000.     (BOTH WALLS)
ITEM NO.  18<EUR     >=  45000.     (BOTH WALLS)
ITEM NO.  27<U-PERM  >= 0.10000E-03 (BOTH WALLS)
ITEM NO.  52<D-NATURE>=  1.0000     (BOTH WALLS)
ITEM NO.  53<D-LEVEL >=  0.0000     (BOTH WALLS)
ITEM NO.  59<D-FRICT >=  38.000     (BOTH WALLS)
ITEM NO.  60<D-KA    >= 0.23800     WALL NO.        1
ITEM NO.  61<D-KP    >=  7.2320     WALL NO.        1
ITEM NO.  77<D-PERM  >= 0.10000E-03 (BOTH WALLS)

 NON ZERO LAYER DESCRIPTORS FOR LAYER NO.    2 FOR STEP NO.    1

ITEM NO.   1<NAME    >=  17.000     (BOTH WALLS)
ITEM NO.   2<NATURE  >=  1.0000     (BOTH WALLS)
ITEM NO.   3<LEVEL   >=  0.0000     (BOTH WALLS)
ITEM NO.   4<WALL    >=  1.0000     (BOTH WALLS)
ITEM NO.   5<GAMMAD  >=  16.000     (BOTH WALLS)
ITEM NO.   6<GAMMAB  >=  6.0000     (BOTH WALLS)
ITEM NO.   7<GAMMAW  >=  10.000     (BOTH WALLS)
ITEM NO.   9<U-FRICT >=  30.000     (BOTH WALLS)
ITEM NO.  10<U-KA    >= 0.33300     WALL NO.        1
ITEM NO.  11<U-KP    >=  5.2860     WALL NO.        1
ITEM NO.  12<K0-NC   >= 0.50000     (BOTH WALLS)
ITEM NO.  13<NEXP    >= 0.50000     (BOTH WALLS)
ITEM NO.  14<OCR     >=  1.0000     (BOTH WALLS)
ITEM NO.  16<MODEL   >=  1.0000     (BOTH WALLS)
ITEM NO.  17<EVC     >=  30000.     (BOTH WALLS)
ITEM NO.  18<EUR     >=  48000.     (BOTH WALLS)
ITEM NO.  27<U-PERM  >= 0.10000E-04 (BOTH WALLS)
ITEM NO.  52<D-NATURE>=  1.0000     (BOTH WALLS)
ITEM NO.  53<D-LEVEL >=  0.0000     (BOTH WALLS)
ITEM NO.  59<D-FRICT >=  30.000     (BOTH WALLS)
ITEM NO.  60<D-KA    >= 0.33300     WALL NO.        1
ITEM NO.  61<D-KP    >=  4.2880     WALL NO.        1
ITEM NO.  77<D-PERM  >= 0.10000E-04 (BOTH WALLS)

 NON ZERO LAYER DESCRIPTORS FOR LAYER NO.    3 FOR STEP NO.    1

ITEM NO.   1<NAME    >=  18.000     (BOTH WALLS)
ITEM NO.   2<NATURE  >=  1.0000     (BOTH WALLS)
ITEM NO.   3<LEVEL   >= -5.0000     (BOTH WALLS)
ITEM NO.   4<WALL    >=  1.0000     (BOTH WALLS)
ITEM NO.   5<GAMMAD  >=  16.000     (BOTH WALLS)
ITEM NO.   6<GAMMAB  >=  6.0000     (BOTH WALLS)
ITEM NO.   7<GAMMAW  >=  10.000     (BOTH WALLS)
```

```
ITEM NO.   8<U-COHE  >=  1.0000     (BOTH WALLS)
ITEM NO.   9<U-FRICT >=  33.000     (BOTH WALLS)
ITEM NO.  10<U-KA    >= 0.29500     WALL NO.        1
ITEM NO.  11<U-KP    >=  6.4620     WALL NO.        1
ITEM NO.  12<K0-NC   >= 0.50000     (BOTH WALLS)
ITEM NO.  13<NEXP    >= 0.50000     (BOTH WALLS)
ITEM NO.  14<OCR     >=  1.0000     (BOTH WALLS)
ITEM NO.  16<MODEL   >=  1.0000     (BOTH WALLS)
ITEM NO.  17<EVC     >=  68000.     (BOTH WALLS)
ITEM NO.  18<EUR     >= 0.10880E+06 (BOTH WALLS)
ITEM NO.  27<U-PERM  >= 0.10000E-04 (BOTH WALLS)
ITEM NO.  52<D-NATURE>=  1.0000     (BOTH WALLS)
ITEM NO.  53<D-LEVEL >=  0.0000     (BOTH WALLS)
ITEM NO.  58<D-COHE  >=  1.0000     (BOTH WALLS)
ITEM NO.  59<D-FRICT >=  33.000     (BOTH WALLS)
ITEM NO.  60<D-KA    >= 0.29500     WALL NO.        1
ITEM NO.  61<D-KP    >=  5.1600     WALL NO.        1
ITEM NO.  77<D-PERM  >= 0.10000E-04 (BOTH WALLS)

LAYER DESCRIPTORS FOR STEP NO.    2


 NON ZERO LAYER DESCRIPTORS FOR LAYER NO.    1 FOR STEP NO.    2

ITEM NO.   1<NAME    >=  16.000     (BOTH WALLS)
ITEM NO.   2<NATURE  >=  1.0000     (BOTH WALLS)
ITEM NO.   3<LEVEL   >=  3.0000     (BOTH WALLS)
ITEM NO.   4<WALL    >=  1.0000     (BOTH WALLS)
ITEM NO.   5<GAMMAD  >=  19.000     (BOTH WALLS)
ITEM NO.   6<GAMMAB  >=  10.000     (BOTH WALLS)
ITEM NO.   7<GAMMAW  >=  10.000     (BOTH WALLS)
ITEM NO.   9<U-FRICT >=  38.000     (BOTH WALLS)
ITEM NO.  10<U-KA    >= 0.23800     WALL NO.        1
ITEM NO.  11<U-KP    >=  7.2320     WALL NO.        1
ITEM NO.  12<K0-NC   >= 0.50000     (BOTH WALLS)
ITEM NO.  13<NEXP    >= 0.50000     (BOTH WALLS)
ITEM NO.  14<OCR     >=  1.0000     (BOTH WALLS)
ITEM NO.  16<MODEL   >=  1.0000     (BOTH WALLS)
ITEM NO.  17<EVC     >=  15000.     (BOTH WALLS)
ITEM NO.  18<EUR     >=  45000.     (BOTH WALLS)
ITEM NO.  27<U-PERM  >= 0.10000E-03 (BOTH WALLS)
ITEM NO.  52<D-NATURE>=  1.0000     (BOTH WALLS)
ITEM NO.  53<D-LEVEL >=  0.0000     (BOTH WALLS)
ITEM NO.  59<D-FRICT >=  38.000     (BOTH WALLS)
ITEM NO.  60<D-KA    >= 0.23800     WALL NO.        1
ITEM NO.  61<D-KP    >=  7.2320     WALL NO.        1
ITEM NO.  77<D-PERM  >= 0.10000E-03 (BOTH WALLS)

 NON ZERO LAYER DESCRIPTORS FOR LAYER NO.    2 FOR STEP NO.    2

ITEM NO.   1<NAME    >=  17.000     (BOTH WALLS)
ITEM NO.   2<NATURE  >=  1.0000     (BOTH WALLS)
ITEM NO.   3<LEVEL   >=  0.0000     (BOTH WALLS)
ITEM NO.   4<WALL    >=  1.0000     (BOTH WALLS)
ITEM NO.   5<GAMMAD  >=  16.000     (BOTH WALLS)
ITEM NO.   6<GAMMAB  >=  6.0000     (BOTH WALLS)
ITEM NO.   7<GAMMAW  >=  10.000     (BOTH WALLS)
ITEM NO.   9<U-FRICT >=  30.000     (BOTH WALLS)
ITEM NO.  10<U-KA    >= 0.33300     WALL NO.        1
ITEM NO.  11<U-KP    >=  5.2860     WALL NO.        1
ITEM NO.  12<K0-NC   >= 0.50000     (BOTH WALLS)
ITEM NO.  13<NEXP    >= 0.50000     (BOTH WALLS)
ITEM NO.  14<OCR     >=  1.0000     (BOTH WALLS)
ITEM NO.  16<MODEL   >=  1.0000     (BOTH WALLS)
ITEM NO.  17<EVC     >=  30000.     (BOTH WALLS)
ITEM NO.  18<EUR     >=  48000.     (BOTH WALLS)
ITEM NO.  27<U-PERM  >= 0.10000E-04 (BOTH WALLS)
ITEM NO.  52<D-NATURE>=  1.0000     (BOTH WALLS)
ITEM NO.  53<D-LEVEL >=  0.0000     (BOTH WALLS)
ITEM NO.  59<D-FRICT >=  30.000     (BOTH WALLS)
ITEM NO.  60<D-KA    >= 0.33300     WALL NO.        1
ITEM NO.  61<D-KP    >=  4.2880     WALL NO.        1
ITEM NO.  77<D-PERM  >= 0.10000E-04 (BOTH WALLS)
```

```
 NON ZERO LAYER DESCRIPTORS FOR LAYER NO.    3 FOR STEP NO.    2

ITEM NO.   1<NAME    >=  18.000     (BOTH WALLS)
ITEM NO.   2<NATURE  >=  1.0000     (BOTH WALLS)
ITEM NO.   3<LEVEL   >= -5.0000     (BOTH WALLS)
ITEM NO.   4<WALL    >=  1.0000     (BOTH WALLS)
ITEM NO.   5<GAMMAD  >=  16.000     (BOTH WALLS)
ITEM NO.   6<GAMMAB  >=  6.0000     (BOTH WALLS)
ITEM NO.   7<GAMMAW  >=  10.000     (BOTH WALLS)
ITEM NO.   8<U-COHE  >=  1.0000     (BOTH WALLS)
ITEM NO.   9<U-FRICT >=  33.000     (BOTH WALLS)
ITEM NO.  10<U-KA    >= 0.29500     WALL NO.        1
ITEM NO.  11<U-KP    >=  6.4620     WALL NO.        1
ITEM NO.  12<K0-NC   >= 0.50000     (BOTH WALLS)
ITEM NO.  13<NEXP    >= 0.50000     (BOTH WALLS)
ITEM NO.  14<OCR     >=  1.0000     (BOTH WALLS)
ITEM NO.  16<MODEL   >=  1.0000     (BOTH WALLS)
ITEM NO.  17<EVC     >=  68000.     (BOTH WALLS)
ITEM NO.  18<EUR     >= 0.10880E+06 (BOTH WALLS)
ITEM NO.  27<U-PERM  >= 0.10000E-04 (BOTH WALLS)
ITEM NO.  52<D-NATURE>=  1.0000     (BOTH WALLS)
ITEM NO.  53<D-LEVEL >=  0.0000     (BOTH WALLS)
ITEM NO.  58<D-COHE  >=  1.0000     (BOTH WALLS)
ITEM NO.  59<D-FRICT >=  33.000     (BOTH WALLS)
ITEM NO.  60<D-KA    >= 0.29500     WALL NO.        1
ITEM NO.  61<D-KP    >=  5.1600     WALL NO.        1
ITEM NO.  77<D-PERM  >= 0.10000E-04 (BOTH WALLS)

LAYER DESCRIPTORS FOR STEP NO.    3


 NON ZERO LAYER DESCRIPTORS FOR LAYER NO.    1 FOR STEP NO.    3

ITEM NO.   1<NAME    >=  16.000     (BOTH WALLS)
ITEM NO.   2<NATURE  >=  1.0000     (BOTH WALLS)
ITEM NO.   3<LEVEL   >=  3.0000     (BOTH WALLS)
ITEM NO.   4<WALL    >=  1.0000     (BOTH WALLS)
ITEM NO.   5<GAMMAD  >=  19.000     (BOTH WALLS)
ITEM NO.   6<GAMMAB  >=  10.000     (BOTH WALLS)
ITEM NO.   7<GAMMAW  >=  10.000     (BOTH WALLS)
ITEM NO.   9<U-FRICT >=  38.000     (BOTH WALLS)
ITEM NO.  10<U-KA    >= 0.23800     WALL NO.        1
ITEM NO.  11<U-KP    >=  7.2320     WALL NO.        1
ITEM NO.  12<K0-NC   >= 0.50000     (BOTH WALLS)
ITEM NO.  13<NEXP    >= 0.50000     (BOTH WALLS)
ITEM NO.  14<OCR     >=  1.0000     (BOTH WALLS)
ITEM NO.  16<MODEL   >=  1.0000     (BOTH WALLS)
ITEM NO.  17<EVC     >=  15000.     (BOTH WALLS)
ITEM NO.  18<EUR     >=  45000.     (BOTH WALLS)
ITEM NO.  27<U-PERM  >= 0.10000E-03 (BOTH WALLS)
ITEM NO.  52<D-NATURE>=  1.0000     (BOTH WALLS)
ITEM NO.  53<D-LEVEL >=  0.0000     (BOTH WALLS)
ITEM NO.  59<D-FRICT >=  38.000     (BOTH WALLS)
ITEM NO.  60<D-KA    >= 0.23800     WALL NO.        1
ITEM NO.  61<D-KP    >=  7.2320     WALL NO.        1
ITEM NO.  77<D-PERM  >= 0.10000E-03 (BOTH WALLS)

 NON ZERO LAYER DESCRIPTORS FOR LAYER NO.    2 FOR STEP NO.    3

ITEM NO.   1<NAME    >=  17.000     (BOTH WALLS)
ITEM NO.   2<NATURE  >=  1.0000     (BOTH WALLS)
ITEM NO.   3<LEVEL   >=  0.0000     (BOTH WALLS)
ITEM NO.   4<WALL    >=  1.0000     (BOTH WALLS)
ITEM NO.   5<GAMMAD  >=  16.000     (BOTH WALLS)
ITEM NO.   6<GAMMAB  >=  6.0000     (BOTH WALLS)
ITEM NO.   7<GAMMAW  >=  10.000     (BOTH WALLS)
ITEM NO.   9<U-FRICT >=  30.000     (BOTH WALLS)
ITEM NO.  10<U-KA    >= 0.33300     WALL NO.        1
ITEM NO.  11<U-KP    >=  5.2860     WALL NO.        1
ITEM NO.  12<K0-NC   >= 0.50000     (BOTH WALLS)
ITEM NO.  13<NEXP    >= 0.50000     (BOTH WALLS)
ITEM NO.  14<OCR     >=  1.0000     (BOTH WALLS)
ITEM NO.  16<MODEL   >=  1.0000     (BOTH WALLS)
ITEM NO.  17<EVC     >=  30000.     (BOTH WALLS)
```

```
ITEM NO.  18<EUR     >=  48000.     (BOTH WALLS)
ITEM NO.  27<U-PERM  >= 0.10000E-04 (BOTH WALLS)
ITEM NO.  52<D-NATURE>=  1.0000     (BOTH WALLS)
ITEM NO.  53<D-LEVEL >=  0.0000     (BOTH WALLS)
ITEM NO.  59<D-FRICT >=  30.000     (BOTH WALLS)
ITEM NO.  60<D-KA    >= 0.33300     WALL NO.        1
ITEM NO.  61<D-KP    >=  4.2880     WALL NO.        1
ITEM NO.  77<D-PERM  >= 0.10000E-04 (BOTH WALLS)

 NON ZERO LAYER DESCRIPTORS FOR LAYER NO.    3 FOR STEP NO.    3

ITEM NO.   1<NAME    >=  18.000     (BOTH WALLS)
ITEM NO.   2<NATURE  >=  1.0000     (BOTH WALLS)
ITEM NO.   3<LEVEL   >= -5.0000     (BOTH WALLS)
ITEM NO.   4<WALL    >=  1.0000     (BOTH WALLS)
ITEM NO.   5<GAMMAD  >=  16.000     (BOTH WALLS)
ITEM NO.   6<GAMMAB  >=  6.0000     (BOTH WALLS)
ITEM NO.   7<GAMMAW  >=  10.000     (BOTH WALLS)
ITEM NO.   8<U-COHE  >=  1.0000     (BOTH WALLS)
ITEM NO.   9<U-FRICT >=  33.000     (BOTH WALLS)
ITEM NO.  10<U-KA    >= 0.29500     WALL NO.        1
ITEM NO.  11<U-KP    >=  6.4620     WALL NO.        1
ITEM NO.  12<K0-NC   >= 0.50000     (BOTH WALLS)
ITEM NO.  13<NEXP    >= 0.50000     (BOTH WALLS)
ITEM NO.  14<OCR     >=  1.0000     (BOTH WALLS)
ITEM NO.  16<MODEL   >=  1.0000     (BOTH WALLS)
ITEM NO.  17<EVC     >=  68000.     (BOTH WALLS)
ITEM NO.  18<EUR     >= 0.10880E+06 (BOTH WALLS)
ITEM NO.  27<U-PERM  >= 0.10000E-04 (BOTH WALLS)
ITEM NO.  52<D-NATURE>=  1.0000     (BOTH WALLS)
ITEM NO.  53<D-LEVEL >=  0.0000     (BOTH WALLS)
ITEM NO.  58<D-COHE  >=  1.0000     (BOTH WALLS)
ITEM NO.  59<D-FRICT >=  33.000     (BOTH WALLS)
ITEM NO.  60<D-KA    >= 0.29500     WALL NO.        1
ITEM NO.  61<D-KP    >=  5.1600     WALL NO.        1
ITEM NO.  77<D-PERM  >= 0.10000E-04 (BOTH WALLS)

LAYER DESCRIPTORS FOR STEP NO.    4


 NON ZERO LAYER DESCRIPTORS FOR LAYER NO.    1 FOR STEP NO.    4

ITEM NO.   1<NAME    >=  16.000     (BOTH WALLS)
ITEM NO.   2<NATURE  >=  1.0000     (BOTH WALLS)
ITEM NO.   3<LEVEL   >=  3.0000     (BOTH WALLS)
ITEM NO.   4<WALL    >=  1.0000     (BOTH WALLS)
ITEM NO.   5<GAMMAD  >=  19.000     (BOTH WALLS)
ITEM NO.   6<GAMMAB  >=  10.000     (BOTH WALLS)
ITEM NO.   7<GAMMAW  >=  10.000     (BOTH WALLS)
ITEM NO.   9<U-FRICT >=  38.000     (BOTH WALLS)
ITEM NO.  10<U-KA    >= 0.23800     WALL NO.        1
ITEM NO.  11<U-KP    >=  7.2320     WALL NO.        1
ITEM NO.  12<K0-NC   >= 0.50000     (BOTH WALLS)
ITEM NO.  13<NEXP    >= 0.50000     (BOTH WALLS)
ITEM NO.  14<OCR     >=  1.0000     (BOTH WALLS)
ITEM NO.  16<MODEL   >=  1.0000     (BOTH WALLS)
ITEM NO.  17<EVC     >=  15000.     (BOTH WALLS)
ITEM NO.  18<EUR     >=  45000.     (BOTH WALLS)
ITEM NO.  27<U-PERM  >= 0.10000E-03 (BOTH WALLS)
ITEM NO.  52<D-NATURE>=  1.0000     (BOTH WALLS)
ITEM NO.  53<D-LEVEL >=  0.0000     (BOTH WALLS)
ITEM NO.  59<D-FRICT >=  38.000     (BOTH WALLS)
ITEM NO.  60<D-KA    >= 0.23800     WALL NO.        1
ITEM NO.  61<D-KP    >=  7.2320     WALL NO.        1
ITEM NO.  77<D-PERM  >= 0.10000E-03 (BOTH WALLS)

 NON ZERO LAYER DESCRIPTORS FOR LAYER NO.    2 FOR STEP NO.    4

ITEM NO.   1<NAME    >=  17.000     (BOTH WALLS)
ITEM NO.   2<NATURE  >=  1.0000     (BOTH WALLS)
ITEM NO.   3<LEVEL   >=  0.0000     (BOTH WALLS)
ITEM NO.   4<WALL    >=  1.0000     (BOTH WALLS)
ITEM NO.   5<GAMMAD  >=  16.000     (BOTH WALLS)
ITEM NO.   6<GAMMAB  >=  6.0000     (BOTH WALLS)
```

```
ITEM NO.   7<GAMMAW  >=  10.000     (BOTH WALLS)
ITEM NO.   9<U-FRICT >=  30.000     (BOTH WALLS)
ITEM NO.  10<U-KA    >= 0.33300     WALL NO.        1
ITEM NO.  11<U-KP    >=  5.2860     WALL NO.        1
ITEM NO.  12<K0-NC   >= 0.50000     (BOTH WALLS)
ITEM NO.  13<NEXP    >= 0.50000     (BOTH WALLS)
ITEM NO.  14<OCR     >=  1.0000     (BOTH WALLS)
ITEM NO.  16<MODEL   >=  1.0000     (BOTH WALLS)
ITEM NO.  17<EVC     >=  30000.     (BOTH WALLS)
ITEM NO.  18<EUR     >=  48000.     (BOTH WALLS)
ITEM NO.  27<U-PERM  >= 0.10000E-04 (BOTH WALLS)
ITEM NO.  52<D-NATURE>=  1.0000     (BOTH WALLS)
ITEM NO.  53<D-LEVEL >=  0.0000     (BOTH WALLS)
ITEM NO.  59<D-FRICT >=  30.000     (BOTH WALLS)
ITEM NO.  60<D-KA    >= 0.33300     WALL NO.        1
ITEM NO.  61<D-KP    >=  4.2880     WALL NO.        1
ITEM NO.  77<D-PERM  >= 0.10000E-04 (BOTH WALLS)

 NON ZERO LAYER DESCRIPTORS FOR LAYER NO.    3 FOR STEP NO.    4

ITEM NO.   1<NAME    >=  18.000     (BOTH WALLS)
ITEM NO.   2<NATURE  >=  1.0000     (BOTH WALLS)
ITEM NO.   3<LEVEL   >= -5.0000     (BOTH WALLS)
ITEM NO.   4<WALL    >=  1.0000     (BOTH WALLS)
ITEM NO.   5<GAMMAD  >=  16.000     (BOTH WALLS)
ITEM NO.   6<GAMMAB  >=  6.0000     (BOTH WALLS)
ITEM NO.   7<GAMMAW  >=  10.000     (BOTH WALLS)
ITEM NO.   8<U-COHE  >=  1.0000     (BOTH WALLS)
ITEM NO.   9<U-FRICT >=  33.000     (BOTH WALLS)
ITEM NO.  10<U-KA    >= 0.29500     WALL NO.        1
ITEM NO.  11<U-KP    >=  6.4620     WALL NO.        1
ITEM NO.  12<K0-NC   >= 0.50000     (BOTH WALLS)
ITEM NO.  13<NEXP    >= 0.50000     (BOTH WALLS)
ITEM NO.  14<OCR     >=  1.0000     (BOTH WALLS)
ITEM NO.  16<MODEL   >=  1.0000     (BOTH WALLS)
ITEM NO.  17<EVC     >=  68000.     (BOTH WALLS)
ITEM NO.  18<EUR     >= 0.10880E+06 (BOTH WALLS)
ITEM NO.  27<U-PERM  >= 0.10000E-04 (BOTH WALLS)
ITEM NO.  52<D-NATURE>=  1.0000     (BOTH WALLS)
ITEM NO.  53<D-LEVEL >=  0.0000     (BOTH WALLS)
ITEM NO.  58<D-COHE  >=  1.0000     (BOTH WALLS)
ITEM NO.  59<D-FRICT >=  33.000     (BOTH WALLS)
ITEM NO.  60<D-KA    >= 0.29500     WALL NO.        1
ITEM NO.  61<D-KP    >=  5.1600     WALL NO.        1
ITEM NO.  77<D-PERM  >= 0.10000E-04 (BOTH WALLS)

LAYER DESCRIPTORS FOR STEP NO.    5

 NON ZERO LAYER DESCRIPTORS FOR LAYER NO.    1 FOR STEP NO.    5

ITEM NO.   1<NAME    >=  16.000     (BOTH WALLS)
ITEM NO.   2<NATURE  >=  1.0000     (BOTH WALLS)
ITEM NO.   3<LEVEL   >=  3.0000     (BOTH WALLS)
ITEM NO.   4<WALL    >=  1.0000     (BOTH WALLS)
ITEM NO.   5<GAMMAD  >=  19.000     (BOTH WALLS)
ITEM NO.   6<GAMMAB  >=  10.000     (BOTH WALLS)
ITEM NO.   7<GAMMAW  >=  10.000     (BOTH WALLS)
ITEM NO.   9<U-FRICT >=  38.000     (BOTH WALLS)
ITEM NO.  10<U-KA    >= 0.23800     WALL NO.        1
ITEM NO.  11<U-KP    >=  7.2320     WALL NO.        1
ITEM NO.  12<K0-NC   >= 0.50000     (BOTH WALLS)
ITEM NO.  13<NEXP    >= 0.50000     (BOTH WALLS)
ITEM NO.  14<OCR     >=  1.0000     (BOTH WALLS)
ITEM NO.  16<MODEL   >=  1.0000     (BOTH WALLS)
ITEM NO.  17<EVC     >=  15000.     (BOTH WALLS)
ITEM NO.  18<EUR     >=  45000.     (BOTH WALLS)
ITEM NO.  27<U-PERM  >= 0.10000E-03 (BOTH WALLS)
ITEM NO.  52<D-NATURE>=  1.0000     (BOTH WALLS)
ITEM NO.  53<D-LEVEL >=  0.0000     (BOTH WALLS)
ITEM NO.  59<D-FRICT >=  38.000     (BOTH WALLS)
ITEM NO.  60<D-KA    >= 0.23800     WALL NO.        1
ITEM NO.  61<D-KP    >=  7.2320     WALL NO.        1
ITEM NO.  77<D-PERM  >= 0.10000E-03 (BOTH WALLS)
```

```
 NON ZERO LAYER DESCRIPTORS FOR LAYER NO.    2 FOR STEP NO.    5

ITEM NO.   1<NAME    >=  17.000     (BOTH WALLS)
ITEM NO.   2<NATURE  >=  1.0000     (BOTH WALLS)
ITEM NO.   3<LEVEL   >=  0.0000     (BOTH WALLS)
ITEM NO.   4<WALL    >=  1.0000     (BOTH WALLS)
ITEM NO.   5<GAMMAD  >=  16.000     (BOTH WALLS)
ITEM NO.   6<GAMMAB  >=  6.0000     (BOTH WALLS)
ITEM NO.   7<GAMMAW  >=  10.000     (BOTH WALLS)
ITEM NO.   9<U-FRICT >=  30.000     (BOTH WALLS)
ITEM NO.  10<U-KA    >= 0.33300     WALL NO.        1
ITEM NO.  11<U-KP    >=  5.2860     WALL NO.        1
ITEM NO.  12<K0-NC   >= 0.50000     (BOTH WALLS)
ITEM NO.  13<NEXP    >= 0.50000     (BOTH WALLS)
ITEM NO.  14<OCR     >=  1.0000     (BOTH WALLS)
ITEM NO.  16<MODEL   >=  1.0000     (BOTH WALLS)
ITEM NO.  17<EVC     >=  30000.     (BOTH WALLS)
ITEM NO.  18<EUR     >=  48000.     (BOTH WALLS)
ITEM NO.  27<U-PERM  >= 0.10000E-04 (BOTH WALLS)
ITEM NO.  52<D-NATURE>=  1.0000     (BOTH WALLS)
ITEM NO.  53<D-LEVEL >=  0.0000     (BOTH WALLS)
ITEM NO.  59<D-FRICT >=  30.000     (BOTH WALLS)
ITEM NO.  60<D-KA    >= 0.33300     WALL NO.        1
ITEM NO.  61<D-KP    >=  4.2880     WALL NO.        1
ITEM NO.  77<D-PERM  >= 0.10000E-04 (BOTH WALLS)

 NON ZERO LAYER DESCRIPTORS FOR LAYER NO.    3 FOR STEP NO.    5

ITEM NO.   1<NAME    >=  18.000     (BOTH WALLS)
ITEM NO.   2<NATURE  >=  1.0000     (BOTH WALLS)
ITEM NO.   3<LEVEL   >= -5.0000     (BOTH WALLS)
ITEM NO.   4<WALL    >=  1.0000     (BOTH WALLS)
ITEM NO.   5<GAMMAD  >=  16.000     (BOTH WALLS)
ITEM NO.   6<GAMMAB  >=  6.0000     (BOTH WALLS)
ITEM NO.   7<GAMMAW  >=  10.000     (BOTH WALLS)
ITEM NO.   8<U-COHE  >=  1.0000     (BOTH WALLS)
ITEM NO.   9<U-FRICT >=  33.000     (BOTH WALLS)
ITEM NO.  10<U-KA    >= 0.29500     WALL NO.        1
ITEM NO.  11<U-KP    >=  6.4620     WALL NO.        1
ITEM NO.  12<K0-NC   >= 0.50000     (BOTH WALLS)
ITEM NO.  13<NEXP    >= 0.50000     (BOTH WALLS)
ITEM NO.  14<OCR     >=  1.0000     (BOTH WALLS)
ITEM NO.  16<MODEL   >=  1.0000     (BOTH WALLS)
ITEM NO.  17<EVC     >=  68000.     (BOTH WALLS)
ITEM NO.  18<EUR     >= 0.10880E+06 (BOTH WALLS)
ITEM NO.  27<U-PERM  >= 0.10000E-04 (BOTH WALLS)
ITEM NO.  52<D-NATURE>=  1.0000     (BOTH WALLS)
ITEM NO.  53<D-LEVEL >=  0.0000     (BOTH WALLS)
ITEM NO.  58<D-COHE  >=  1.0000     (BOTH WALLS)
ITEM NO.  59<D-FRICT >=  33.000     (BOTH WALLS)
ITEM NO.  60<D-KA    >= 0.29500     WALL NO.        1
ITEM NO.  61<D-KP    >=  5.1600     WALL NO.        1
ITEM NO.  77<D-PERM  >= 0.10000E-04 (BOTH WALLS)

LAYER DESCRIPTORS FOR STEP NO.    6

 NON ZERO LAYER DESCRIPTORS FOR LAYER NO.    1 FOR STEP NO.    6

ITEM NO.   1<NAME    >=  16.000     (BOTH WALLS)
ITEM NO.   2<NATURE  >=  1.0000     (BOTH WALLS)
ITEM NO.   3<LEVEL   >=  3.0000     (BOTH WALLS)
ITEM NO.   4<WALL    >=  1.0000     (BOTH WALLS)
ITEM NO.   5<GAMMAD  >=  19.000     (BOTH WALLS)
ITEM NO.   6<GAMMAB  >=  10.000     (BOTH WALLS)
ITEM NO.   7<GAMMAW  >=  10.000     (BOTH WALLS)
ITEM NO.   9<U-FRICT >=  38.000     (BOTH WALLS)
ITEM NO.  10<U-KA    >= 0.23800     WALL NO.        1
ITEM NO.  11<U-KP    >=  7.2320     WALL NO.        1
ITEM NO.  12<K0-NC   >= 0.50000     (BOTH WALLS)
ITEM NO.  13<NEXP    >= 0.50000     (BOTH WALLS)
ITEM NO.  14<OCR     >=  1.0000     (BOTH WALLS)
ITEM NO.  16<MODEL   >=  1.0000     (BOTH WALLS)
```

```
ITEM NO.  17<EVC     >=  15000.     (BOTH WALLS)
ITEM NO.  18<EUR     >=  45000.     (BOTH WALLS)
ITEM NO.  27<U-PERM  >= 0.10000E-03 (BOTH WALLS)
ITEM NO.  45<U-KAED  >= 0.50120     WALL NO.        1
ITEM NO.  46<U-KAEW  >= 0.91780     WALL NO.        1
ITEM NO.  47<U-KPED  >=  6.8100     WALL NO.        1
ITEM NO.  48<U-KPEW  >=  4.4940     WALL NO.        1
ITEM NO.  52<D-NATURE>=  1.0000     (BOTH WALLS)
ITEM NO.  53<D-LEVEL >=  0.0000     (BOTH WALLS)
ITEM NO.  59<D-FRICT >=  38.000     (BOTH WALLS)
ITEM NO.  60<D-KA    >= 0.23800     WALL NO.        1
ITEM NO.  61<D-KP    >=  7.2320     WALL NO.        1
ITEM NO.  77<D-PERM  >= 0.10000E-03 (BOTH WALLS)
ITEM NO.  95<D-KAED  >= 0.45030     WALL NO.        1
ITEM NO.  96<D-KAEW  >=  1.4090     WALL NO.        1
ITEM NO.  97<D-KPED  >=  4.1520     WALL NO.        1
ITEM NO.  98<D-KPEW  >= 0.82630     WALL NO.        1

 NON ZERO LAYER DESCRIPTORS FOR LAYER NO.    2 FOR STEP NO.    6

ITEM NO.   1<NAME    >=  17.000     (BOTH WALLS)
ITEM NO.   2<NATURE  >=  1.0000     (BOTH WALLS)
ITEM NO.   3<LEVEL   >=  0.0000     (BOTH WALLS)
ITEM NO.   4<WALL    >=  1.0000     (BOTH WALLS)
ITEM NO.   5<GAMMAD  >=  16.000     (BOTH WALLS)
ITEM NO.   6<GAMMAB  >=  6.0000     (BOTH WALLS)
ITEM NO.   7<GAMMAW  >=  10.000     (BOTH WALLS)
ITEM NO.   9<U-FRICT >=  30.000     (BOTH WALLS)
ITEM NO.  10<U-KA    >= 0.33300     WALL NO.        1
ITEM NO.  11<U-KP    >=  5.2860     WALL NO.        1
ITEM NO.  12<K0-NC   >= 0.50000     (BOTH WALLS)
ITEM NO.  13<NEXP    >= 0.50000     (BOTH WALLS)
ITEM NO.  14<OCR     >=  1.0000     (BOTH WALLS)
ITEM NO.  16<MODEL   >=  1.0000     (BOTH WALLS)
ITEM NO.  17<EVC     >=  30000.     (BOTH WALLS)
ITEM NO.  18<EUR     >=  48000.     (BOTH WALLS)
ITEM NO.  27<U-PERM  >= 0.10000E-04 (BOTH WALLS)
ITEM NO.  45<U-KAED  >= 0.66310     WALL NO.        1
ITEM NO.  46<U-KAEW  >=  1.8650     WALL NO.        1
ITEM NO.  47<U-KPED  >=  5.2120     WALL NO.        1
ITEM NO.  48<U-KPEW  >=  1.1630     WALL NO.        1
ITEM NO.  52<D-NATURE>=  1.0000     (BOTH WALLS)
ITEM NO.  53<D-LEVEL >=  0.0000     (BOTH WALLS)
ITEM NO.  59<D-FRICT >=  30.000     (BOTH WALLS)
ITEM NO.  60<D-KA    >= 0.33300     WALL NO.        1
ITEM NO.  61<D-KP    >=  4.2880     WALL NO.        1
ITEM NO.  77<D-PERM  >= 0.10000E-04 (BOTH WALLS)
ITEM NO.  95<D-KAED  >= 0.60240     WALL NO.        1
ITEM NO.  96<D-KAEW  >=  1.6820     WALL NO.        1
ITEM NO.  97<D-KPED  >=  2.2050     WALL NO.        1
ITEM NO.  98<D-KPEW  >= 0.82630     WALL NO.        1

 NON ZERO LAYER DESCRIPTORS FOR LAYER NO.    3 FOR STEP NO.    6

ITEM NO.   1<NAME    >=  18.000     (BOTH WALLS)
ITEM NO.   2<NATURE  >=  1.0000     (BOTH WALLS)
ITEM NO.   3<LEVEL   >= -5.0000     (BOTH WALLS)
ITEM NO.   4<WALL    >=  1.0000     (BOTH WALLS)
ITEM NO.   5<GAMMAD  >=  16.000     (BOTH WALLS)
ITEM NO.   6<GAMMAB  >=  6.0000     (BOTH WALLS)
ITEM NO.   7<GAMMAW  >=  10.000     (BOTH WALLS)
ITEM NO.   8<U-COHE  >=  1.0000     (BOTH WALLS)
ITEM NO.   9<U-FRICT >=  33.000     (BOTH WALLS)
ITEM NO.  10<U-KA    >= 0.29500     WALL NO.        1
ITEM NO.  11<U-KP    >=  6.4620     WALL NO.        1
ITEM NO.  12<K0-NC   >= 0.50000     (BOTH WALLS)
ITEM NO.  13<NEXP    >= 0.50000     (BOTH WALLS)
ITEM NO.  14<OCR     >=  1.0000     (BOTH WALLS)
ITEM NO.  16<MODEL   >=  1.0000     (BOTH WALLS)
ITEM NO.  17<EVC     >=  68000.     (BOTH WALLS)
ITEM NO.  18<EUR     >= 0.10880E+06 (BOTH WALLS)
ITEM NO.  27<U-PERM  >= 0.10000E-04 (BOTH WALLS)
ITEM NO.  45<U-KAED  >= 0.59740     WALL NO.        1
ITEM NO.  46<U-KAEW  >=  1.8880     WALL NO.        1
```

```
ITEM NO.  47<U-KPED  >=  6.4400     WALL NO.        1
ITEM NO.  48<U-KPEW  >=  3.1820     WALL NO.        1
ITEM NO.  52<D-NATURE>=  1.0000     (BOTH WALLS)
ITEM NO.  53<D-LEVEL >=  0.0000     (BOTH WALLS)
ITEM NO.  58<D-COHE  >=  1.0000     (BOTH WALLS)
ITEM NO.  59<D-FRICT >=  33.000     (BOTH WALLS)
ITEM NO.  60<D-KA    >= 0.29500     WALL NO.        1
ITEM NO.  61<D-KP    >=  5.1600     WALL NO.        1
ITEM NO.  77<D-PERM  >= 0.10000E-04 (BOTH WALLS)
ITEM NO.  95<D-KAED  >= 0.53790     WALL NO.        1
ITEM NO.  96<D-KAEW  >=  1.7350     WALL NO.        1
ITEM NO.  97<D-KPED  >=  2.7890     WALL NO.        1
ITEM NO.  98<D-KPEW  >= 0.82630     WALL NO.        1


DEFAULT WATER UNIT WEIGHT =  10.000
AVERAGED ON    18 VALUES
```

```
+-------------------------------------------------------------------------------------------------------------------------+
|                   PARATIEPLUS(TM)   NLS ENGINE RELEASE  2018.0    FULL VERSION  *Build date:Nov 13, 2017*               |
|                                                                                                                         |
|                                      NewProject.BaseDesignSection_28.Nominal_63                                         |
|                                  Exe Time : 4 September 2018 18:05:29                                                   |
+-------------------------------------------------------------------------------------------------------------------------+

PHASE DESCRIPTORS


STEP  NO.     1
                                     LEFT WALL    RIGHT WALL
Y                                     0.000       -0.9990E+30
Z-PC                                  0.000         0.000
Z-EXCAVATION                          0.000         0.000
Z-WATER_TABLE                        -18.00       -0.9990E+30
Q_AT_THE_FREE_FIELD_LEVEL             0.000         0.000
ZQ                                    0.000         0.000
DZW_OF_THE_WATER_TABLE                0.000         0.000
QS_ON_THE_EXCAVATION_SIDE             0.000         0.000
ZQS                                  -0.9990E+30   -0.9990E+30
ZCUT                                  0.000         0.000
BALANCE LEVEL FOR PORE PRESSURES     -11.50        -11.50
WATER_BEHAVIOUR_FLAG (LINING OPT)     0.000         0.000
PORE_UPDATE_FLAG                      0.000         0.000
PORE_TAB. _FLAG (gt.0= use tabs)      0.000         0.000
lateral thrusts reduction elevatio    0.000         0.000
Downhill reduction factor for effe    0.000         0.000
Downhill reduction factor for pore    0.000         0.000
Uphill reduction factor for effect    0.000         0.000
Uphill reduction factor for pore p    0.000         0.000
SEISMIC HORIZONTAL ACCEL. Kh [g]      0.000         0.000
UPHILL VERTICAL ACCEL.  Kv_uh [g]     0.000         0.000
DOWNHILL VERTICAL ACCEL.Kv_dh [g]     0.000         0.000
UPHILL BETA ANGLE (SLOPE) [deg]       0.000         0.000
UPHILL DELTA/PHI RATIO                0.000         0.000
DOWNHILL BETA ANGLE (SLOPE) [deg]     0.000         0.000
DOWNHILL DELTA/PHI RATIO              0.000         0.000
DYN.WATER BEHAVIOUR                   0.000         0.000
Excess pore pressure RATIO Ru         0.000         0.000
SEISMIC PRESSURE LOWER VALUE          0.000         0.000
SEISMIC PRESSURE UPPER VALUE          0.000         0.000
SEISMIC PRESSURE LOWER LEVEL          0.000         0.000
SEISMIC PRESSURE UPPER LEVEL          0.000         0.000

=========================================================================================================end of step    1


STEP  NO.     2
                                     LEFT WALL    RIGHT WALL
Y                                     0.000       -0.9990E+30
Z-PC                                  0.000         0.000
Z-EXCAVATION                         -1.000         0.000
Z-WATER_TABLE                        -18.00       -0.9990E+30
Q_AT_THE_FREE_FIELD_LEVEL             0.000         0.000
ZQ                                    0.000         0.000
DZW_OF_THE_WATER_TABLE                0.000         0.000
QS_ON_THE_EXCAVATION_SIDE             0.000         0.000
ZQS                                  -0.9990E+30   -0.9990E+30
ZCUT                                  0.000         0.000
BALANCE LEVEL FOR PORE PRESSURES     -11.50        -11.50
WATER_BEHAVIOUR_FLAG (LINING OPT)     0.000         0.000
PORE_UPDATE_FLAG                      0.000         0.000
PORE_TAB. _FLAG (gt.0= use tabs)      0.000         0.000
lateral thrusts reduction elevatio    0.000         0.000
Downhill reduction factor for effe    0.000         0.000
Downhill reduction factor for pore    0.000         0.000
Uphill reduction factor for effect    0.000         0.000
Uphill reduction factor for pore p    0.000         0.000
SEISMIC HORIZONTAL ACCEL. Kh [g]      0.000         0.000
UPHILL VERTICAL ACCEL.  Kv_uh [g]     0.000         0.000
```

DOWNHILL VERTICAL ACCEL.Kv_dh [g]	0.000	0.000
UPHILL BETA ANGLE (SLOPE) [deg]	0.000	0.000
UPHILL DELTA/PHI RATIO	0.000	0.000
DOWNHILL BETA ANGLE (SLOPE) [deg]	0.000	0.000
DOWNHILL DELTA/PHI RATIO	0.000	0.000
DYN.WATER BEHAVIOUR	0.000	0.000
Excess pore pressure RATIO Ru	0.000	0.000
SEISMIC PRESSURE LOWER VALUE	0.000	0.000
SEISMIC PRESSURE UPPER VALUE	0.000	0.000
SEISMIC PRESSURE LOWER LEVEL	0.000	0.000
SEISMIC PRESSURE UPPER LEVEL	0.000	0.000

==========end of step 2

STEP NO. 3

	LEFT WALL	RIGHT WALL
Y	0.000	-0.9990E+30
Z-PC	0.000	0.000
Z-EXCAVATION	-1.000	0.000
Z-WATER_TABLE	-18.00	-0.9990E+30
Q_AT_THE_FREE_FIELD_LEVEL	0.000	0.000
ZQ	0.000	0.000
DZW_OF_THE_WATER_TABLE	0.000	0.000
QS_ON_THE_EXCAVATION_SIDE	0.000	0.000
ZQS	-0.9990E+30	-0.9990E+30
ZCUT	0.000	0.000
BALANCE LEVEL FOR PORE PRESSURES	-11.50	-11.50
WATER_BEHAVIOUR_FLAG (LINING OPT)	0.000	0.000
PORE_UPDATE_FLAG	0.000	0.000
PORE_TAB. _FLAG (gt.0= use tabs)	0.000	0.000
lateral thrusts reduction elevatio	0.000	0.000
Downhill reduction factor for effe	0.000	0.000
Downhill reduction factor for pore	0.000	0.000
Uphill reduction factor for effect	0.000	0.000
Uphill reduction factor for pore p	0.000	0.000
SEISMIC HORIZONTAL ACCEL. Kh [g]	0.000	0.000
UPHILL VERTICAL ACCEL. Kv_uh [g]	0.000	0.000
DOWNHILL VERTICAL ACCEL.Kv_dh [g]	0.000	0.000
UPHILL BETA ANGLE (SLOPE) [deg]	0.000	0.000
UPHILL DELTA/PHI RATIO	0.000	0.000
DOWNHILL BETA ANGLE (SLOPE) [deg]	0.000	0.000
DOWNHILL DELTA/PHI RATIO	0.000	0.000
DYN.WATER BEHAVIOUR	0.000	0.000
Excess pore pressure RATIO Ru	0.000	0.000
SEISMIC PRESSURE LOWER VALUE	0.000	0.000
SEISMIC PRESSURE UPPER VALUE	0.000	0.000
SEISMIC PRESSURE LOWER LEVEL	0.000	0.000
SEISMIC PRESSURE UPPER LEVEL	0.000	0.000

==========end of step 3

STEP NO. 4

	LEFT WALL	RIGHT WALL
Y	0.000	-0.9990E+30
Z-PC	0.000	0.000
Z-EXCAVATION	-6.800	0.000
Z-WATER_TABLE	-18.00	-0.9990E+30
Q_AT_THE_FREE_FIELD_LEVEL	0.000	0.000
ZQ	0.000	0.000
DZW_OF_THE_WATER_TABLE	0.000	0.000
QS_ON_THE_EXCAVATION_SIDE	0.000	0.000
ZQS	-0.9990E+30	-0.9990E+30
ZCUT	0.000	0.000
BALANCE LEVEL FOR PORE PRESSURES	-11.50	-11.50
WATER_BEHAVIOUR_FLAG (LINING OPT)	0.000	0.000
PORE_UPDATE_FLAG	0.000	0.000
PORE_TAB. _FLAG (gt.0= use tabs)	0.000	0.000
lateral thrusts reduction elevatio	0.000	0.000
Downhill reduction factor for effe	0.000	0.000
Downhill reduction factor for pore	0.000	0.000
Uphill reduction factor for effect	0.000	0.000
Uphill reduction factor for pore p	0.000	0.000

SEISMIC HORIZONTAL ACCEL. Kh [g]	0.000	0.000
UPHILL VERTICAL ACCEL. Kv_uh [g]	0.000	0.000
DOWNHILL VERTICAL ACCEL.Kv_dh [g]	0.000	0.000
UPHILL BETA ANGLE (SLOPE) [deg]	0.000	0.000
UPHILL DELTA/PHI RATIO	0.000	0.000
DOWNHILL BETA ANGLE (SLOPE) [deg]	0.000	0.000
DOWNHILL DELTA/PHI RATIO	0.000	0.000
DYN.WATER BEHAVIOUR	0.000	0.000
Excess pore pressure RATIO Ru	0.000	0.000
SEISMIC PRESSURE LOWER VALUE	0.000	0.000
SEISMIC PRESSURE UPPER VALUE	0.000	0.000
SEISMIC PRESSURE LOWER LEVEL	0.000	0.000
SEISMIC PRESSURE UPPER LEVEL	0.000	0.000

==========end of step 4

STEP NO. 5

	LEFT WALL	RIGHT WALL
Y	0.000	-0.9990E+30
Z-PC	0.000	0.000
Z-EXCAVATION	-6.300	0.000
Z-WATER_TABLE	-18.00	-0.9990E+30
Q_AT_THE_FREE_FIELD_LEVEL	0.000	0.000
ZQ	0.000	0.000
DZW_OF_THE_WATER_TABLE	0.000	0.000
QS_ON_THE_EXCAVATION_SIDE	0.000	0.000
ZQS	-0.9990E+30	-0.9990E+30
ZCUT	0.000	0.000
BALANCE LEVEL FOR PORE PRESSURES	-11.50	-11.50
WATER_BEHAVIOUR_FLAG (LINING OPT)	0.000	0.000
PORE_UPDATE_FLAG	0.000	0.000
PORE_TAB. _FLAG (gt.0= use tabs)	0.000	0.000
lateral thrusts reduction elevatio	0.000	0.000
Downhill reduction factor for effe	0.000	0.000
Downhill reduction factor for pore	0.000	0.000
Uphill reduction factor for effect	0.000	0.000
Uphill reduction factor for pore p	0.000	0.000
SEISMIC HORIZONTAL ACCEL. Kh [g]	0.000	0.000
UPHILL VERTICAL ACCEL. Kv_uh [g]	0.000	0.000
DOWNHILL VERTICAL ACCEL.Kv_dh [g]	0.000	0.000
UPHILL BETA ANGLE (SLOPE) [deg]	0.000	0.000
UPHILL DELTA/PHI RATIO	0.000	0.000
DOWNHILL BETA ANGLE (SLOPE) [deg]	0.000	0.000
DOWNHILL DELTA/PHI RATIO	0.000	0.000
DYN.WATER BEHAVIOUR	0.000	0.000
Excess pore pressure RATIO Ru	0.000	0.000
SEISMIC PRESSURE LOWER VALUE	0.000	0.000
SEISMIC PRESSURE UPPER VALUE	0.000	0.000
SEISMIC PRESSURE LOWER LEVEL	0.000	0.000
SEISMIC PRESSURE UPPER LEVEL	0.000	0.000

==========end of step 5

STEP NO. 6

	LEFT WALL	RIGHT WALL
Y	0.000	-0.9990E+30
Z-PC	0.000	0.000
Z-EXCAVATION	-6.300	0.000
Z-WATER_TABLE	-18.00	-0.9990E+30
Q_AT_THE_FREE_FIELD_LEVEL	0.000	0.000
ZQ	0.000	0.000
DZW_OF_THE_WATER_TABLE	0.000	0.000
QS_ON_THE_EXCAVATION_SIDE	0.000	0.000
ZQS	-0.9990E+30	-0.9990E+30
ZCUT	0.000	0.000
BALANCE LEVEL FOR PORE PRESSURES	-11.50	-11.50
WATER_BEHAVIOUR_FLAG (LINING OPT)	0.000	0.000
PORE_UPDATE_FLAG	0.000	0.000
PORE_TAB. _FLAG (gt.0= use tabs)	0.000	0.000
lateral thrusts reduction elevatio	0.000	0.000
Downhill reduction factor for effe	0.000	0.000
Downhill reduction factor for pore	0.000	0.000

```
Uphill reduction factor for effect      0.000         0.000
Uphill reduction factor for pore p      0.000         0.000
SEISMIC HORIZONTAL ACCEL. Kh [g]       0.3474         0.000
UPHILL VERTICAL ACCEL.  Kv_uh [g]      0.1737         0.000
DOWNHILL VERTICAL ACCEL.Kv_dh [g]     -0.1737         0.000
UPHILL BETA ANGLE (SLOPE) [deg]         0.000         0.000
UPHILL DELTA/PHI RATIO                 0.5000         0.000
DOWNHILL BETA ANGLE (SLOPE) [deg]       0.000         0.000
DOWNHILL DELTA/PHI RATIO               0.5000         0.000
DYN.WATER BEHAVIOUR                     0.000         0.000
Excess pore pressure RATIO Ru           0.000         0.000
SEISMIC PRESSURE LOWER VALUE            35.02         0.000
SEISMIC PRESSURE UPPER VALUE            35.02         0.000
SEISMIC PRESSURE LOWER LEVEL           -6.300         0.000
SEISMIC PRESSURE UPPER LEVEL            0.000         0.000

================================================================================================================end of step    6


 LEFT-HAND WALL

 LOWER  LEVEL         -11.50000
 UPPER  LEVEL           0.00000

 RIGHT-HAND WALL

 LOWER  LEVEL         -11.50000
 UPPER  LEVEL           0.00000
```

```
+-------------------------------------------------------------------------------------------------------------------------+
|                  PARATIEPLUS(TM)   NLS ENGINE RELEASE  2018.0    FULL VERSION  *Build date:Nov 13, 2017*              |
|                                                                                                                         |
|                                     NewProject.BaseDesignSection_28.Nominal_63                                          |
|                                  Exe Time : 4 September 2018 18:05:29                                                   |
+-------------------------------------------------------------------------------------------------------------------------+
 I N I T I A L   S T R E S S   T A B L E S

            S E C T I O N

 NUMBER OF DEFINED TABLES             2


INPUT DATA FOR INITIAL STRESS SET NO.    1
PERTAINING SOIL ELEMENTS AT Y-COORD    0.0000

ACTIVATION TIME                              1.0000
END TIME (TIME BEYOND WHICH IT IS REMOVED)   6.0000

TYPE BOUSSINESQ

 HORIZONTAL DISTANCE (DY)           1.00000000000000
 FOUNDATION WIDTH    (B)            5.00000000000000
 ZETA-F.....                   0.000000000000000E+000
 Q-F .....                      20.0000000000000
 BETA .....                     45.0000000000000
 BEHAVIOUR (0=FREE, 1=REFLECTING)  0.000000000000000E+000


INPUT DATA FOR INITIAL STRESS SET NO.    2
PERTAINING SOIL ELEMENTS AT Y-COORD    0.0000

ACTIVATION TIME                              1.0000
END TIME (TIME BEYOND WHICH IT IS REMOVED)   6.0000

TYPE BOUSSINESQ

 HORIZONTAL DISTANCE (DY)           12.0000000000000
 FOUNDATION WIDTH    (B)            18.0000000000000
 ZETA-F.....                    2.70000000000000
 Q-F .....                      20.0000000000000
 BETA .....                     45.0000000000000
 BEHAVIOUR (0=FREE, 1=REFLECTING)  0.000000000000000E+000


 ELEMENT GROUPS BACKUP AREA CAN STAY IN CORE AT
 POSITION        5195

 NO. OF D.P.W  FOR THIS AREA       7030
 MAX NO. OF D.P.W. AVAILABLE      81920
 ** MAX NO OF ITERATIONS SET TO          40

ITER     0 RNORM = 0.000     RMNORM= 0.000
           RINORM=0.1497E+05 RIMNOR= 0.000
           RENORM=0.1972E-28 REMNOR= 0.000     RATIO =0.3629E-16 TOLER =0.1000E-03      CONVERGED !
           RFMAX = 18.70     RMMAX = 0.000
           RTSMAL=0.1000E-03 RMSMAL= 0.000
           RDT   =0.1497E+05 RDR   = 0.000
           RATIOT=0.3629E-16 RATIOR= 0.000
           MAX UN=0.1776E-14 IEQ=    61 NODE     31 DOF   1  Y-DISPL.F
           MIN UN=-.3553E-14 IEQ=    75 NODE     38 DOF   1  Y-DISPL.F
           NO. OF CONTACT CONSTRAINT VIOLATIONS     0


ITER     1 RNORM = 0.000     RMNORM= 0.000
           RINORM=0.1497E+05 RIMNOR= 0.000
           RENORM=0.4073E-30 REMNOR=0.4861E-53 RATIO =0.5216E-17 TOLER =0.1000E-03      CONVERGED !
           RFMAX = 18.70     RMMAX = 0.000
           RTSMAL=0.1000E-03 RMSMAL= 0.000
           RDT   =0.1497E+05 RDR   = 0.000
           RATIOT=0.5216E-17 RATIOR= 0.000
```

```
  MAX UN=0.5678E-16 IEQ=     3 NODE      2 DOF   1  Y-DISPL.F
  MIN UN=-.1413E-15 IEQ=    83 NODE     42 DOF   1  Y-DISPL.F
  NO. OF CONTACT CONSTRAINT VIOLATIONS     0


ITER     2 RNORM = 0.000     RMNORM= 0.000
  RINORM=0.1497E+05 RIMNOR= 0.000
  RENORM=0.3490E-30 REMNOR=0.2211E-52 RATIO =0.4828E-17 TOLER =0.1000E-03      CONVERGED !
  RFMAX = 18.70     RMMAX = 0.000
  RTSMAL=0.1000E-03 RMSMAL= 0.000
  RDT   =0.1497E+05 RDR   = 0.000
  RATIOT=0.4828E-17 RATIOR= 0.000
  MAX UN=0.5699E-16 IEQ=     3 NODE      2 DOF   1  Y-DISPL.F
  MIN UN=-.1203E-15 IEQ=   113 NODE     57 DOF   1  Y-DISPL.F
  NO. OF CONTACT CONSTRAINT VIOLATIONS     0
```

```
+-------------------------------------------------------------------------------------------------------------------------+
|                   PARATIEPLUS(TM)   NLS ENGINE RELEASE  2018.0    FULL VERSION  *Build date:Nov 13, 2017*              |
|                                                                                                                         |
|                                     NewProject.BaseDesignSection_28.Nominal_63                                          |
|                                  Exe Time : 4 September 2018 18:05:29                                                   |
+-------------------------------------------------------------------------------------------------------------------------+
New Project
SOLUTION REACHED USING     2 ITERATIONS ON   40

P R I N T   O U T   F O R   T I M E   S T E P    1     ( AT TIME   1.000     )

PRINT OUT OF ACTIVE COMPONENTS (FIXED NODES ARE NOT PRINTED OUT)

          Y-DISPL.F        X-ROT. F
           (02)             (04)            (


ALL NODAL POINTS HAVE ZERO DISPLACEMENT COMPONENTS
```

```
+-------------------------------------------------------------------------------------------------------------------------------+
|                   PARATIEPLUS(TM)   NLS ENGINE RELEASE  2018.0    FULL VERSION  *Build date:Nov 13, 2017*                    |
|                                                                                                                               |
|                                      NewProject.BaseDesignSection_28.Nominal_63                                               |
|                                   Exe Time : 4 September 2018 18:05:29                                                        |
+-------------------------------------------------------------------------------------------------------------------------------+
New Project


S T R E S S   R E S U L T S   F O R   G R O U P   N O.   1

0_L                                                              :
ELEMENT TYPE    5 NO.OF ELEMENTS. IN THIS GROUP   59
C U R R E N T   T I M E   I S      1.0000

 HARDENING 2D SOIL ELEMENT

 ****** TOTAL STRESS FORMULATION *****

  EL *   FORCE     DISPL-Y  VERTICAL-P  HORIZON.-P     MAX-V-P     MAX-H-P           STATE   STIFFNESS Z-LEVEL      PORE
E FACTOR    UFACTOR       Peq           Su_a         Su_p     LAYER
 ------------------------------------------------------------------------------------------------------------------------------
-------------------------------------------------------------------------------------------
   1 D  0.1633     -1.0533E-20  4.2494E-02   1.633      4.2494E-02   1.633            V-C  3.3888E+04   0.000       0.000
1.000       1.000       1.633       0.000       0.000     DI1_164_167_L_0
   2 D   1.079     -1.0072E-20   3.284       5.397       3.284       5.397            V-C  3.3888E+04 -0.2000       0.000
1.000       1.000       5.397       0.000       0.000     DI1_164_167_L_0
   3 D   1.763     -9.6102E-21   6.689       8.816       6.689       8.816            V-C  3.3888E+04 -0.4000       0.000
1.000       1.000       8.816       0.000       0.000     DI1_164_167_L_0
   4 D   2.346     -9.1484E-21   10.30       11.73       10.30       11.73            V-C  3.3888E+04 -0.6000       0.000
1.000       1.000       11.73       0.000       0.000     DI1_164_167_L_0
   5 D   2.834     -8.6858E-21   14.07       14.17       14.07       14.17            V-C  3.3888E+04 -0.8000       0.000
1.000       1.000       14.17       0.000       0.000     DI1_164_167_L_0
   6 D   3.248     -8.2217E-21   17.90       16.24       17.90       16.24            V-C  3.3888E+04  -1.000       0.000
1.000       1.000       16.24       0.000       0.000     DI1_164_167_L_0
   7 D   3.612     -7.7553E-21   21.73       18.06       21.73       18.06            V-C  3.3888E+04  -1.200       0.000
1.000       1.000       18.06       0.000       0.000     DI1_164_167_L_0
   8 D   3.944     -7.2858E-21   25.59       19.72       25.59       19.72            V-C  3.3888E+04  -1.400       0.000
1.000       1.000       19.72       0.000       0.000     DI1_164_167_L_0
   9 D   4.255     -6.8120E-21   29.87       21.27       29.87       21.27            V-C  3.3888E+04  -1.600       0.000
1.000       1.000       21.27       0.000       0.000     DI1_164_167_L_0
  10 D   4.552     -6.3328E-21   33.96       22.76       33.96       22.76            V-C  3.3888E+04  -1.800       0.000
1.000       1.000       22.76       0.000       0.000     DI1_164_167_L_0
  11 D   4.842     -5.8469E-21   37.91       24.21       37.91       24.21            V-C  3.3888E+04  -2.000       0.000
1.000       1.000       24.21       0.000       0.000     DI1_164_167_L_0
  12 D   5.128     -5.3530E-21   41.75       25.64       41.75       25.64            V-C  3.3888E+04  -2.200       0.000
1.000       1.000       25.64       0.000       0.000     DI1_164_167_L_0
  13 D   5.411     -4.8494E-21   45.50       27.06       45.50       27.06            V-C  3.3888E+04  -2.400       0.000
1.000       1.000       27.06       0.000       0.000     DI1_164_167_L_0
  14 D   5.693     -4.3347E-21   49.18       28.47       49.18       28.47            V-C  3.3888E+04  -2.600       0.000
1.000       1.000       28.47       0.000       0.000     DI1_164_167_L_0
  15 D   5.975     -3.8077E-21   52.81       29.88       52.81       29.88            V-C  3.3888E+04  -2.800       0.000
1.000       1.000       29.88       0.000       0.000     DI1_164_167_L_0
  16 D   6.258     -3.2691E-21   56.40       31.29       56.40       31.29            V-C  3.3888E+04  -3.000       0.000
1.000       1.000       31.29       0.000       0.000     DI1_164_167_L_0
  17 D   6.542     -2.7200E-21   60.10       32.71       60.10       32.71            V-C  3.3888E+04  -3.200       0.000
1.000       1.000       32.71       0.000       0.000     DI1_164_167_L_0
  18 D   6.827     -2.1615E-21   63.60       34.14       63.60       34.14            V-C  3.3888E+04  -3.400       0.000
1.000       1.000       34.14       0.000       0.000     DI1_164_167_L_0
  19 D   7.113     -1.5946E-21   67.08       35.57       67.08       35.57            V-C  3.3888E+04  -3.600       0.000
1.000       1.000       35.57       0.000       0.000     DI1_164_167_L_0
  20 D   7.401     -1.0204E-21   70.54       37.01       70.54       37.01            V-C  3.3888E+04  -3.800       0.000
1.000       1.000       37.01       0.000       0.000     DI1_164_167_L_0
  21 D   7.691     -4.3995E-22   73.85       38.46       73.85       38.46            V-C  3.3888E+04  -4.000       0.000
1.000       1.000       38.46       0.000       0.000     DI1_164_167_L_0
  22 D   7.982      1.4585E-22   77.28       39.91       77.28       39.91            V-C  3.3888E+04  -4.200       0.000
1.000       1.000       39.91       0.000       0.000     DI1_164_167_L_0
  23 D   8.275      7.3593E-22   80.69       41.37       80.69       41.37            V-C  3.3888E+04  -4.400       0.000
1.000       1.000       41.37       0.000       0.000     DI1_164_167_L_0
  24 D   8.569      1.3292E-21   84.09       42.84       84.09       42.84            V-C  3.3888E+04  -4.600       0.000
1.000       1.000       42.84       0.000       0.000     DI1_164_167_L_0
```

25 D	8.864	1.9248E-21	87.48	44.32	87.48	44.32	V-C	3.3888E+04	-4.800	0.000
1.000	1.000	44.32	0.000	0.000	DI1_164_167_L_0					
26 D	9.161	2.5214E-21	90.86	45.81	90.86	45.81	V-C	8.1679E+04	-5.000	0.000
1.000	1.000	45.81	0.000	0.000	DI2_165_168_L_0					
27 D	9.460	3.1179E-21	94.22	47.30	94.22	47.30	V-C	8.1679E+04	-5.200	0.000
1.000	1.000	47.30	0.000	0.000	DI2_165_168_L_0					
28 D	9.759	3.7131E-21	97.58	48.79	97.58	48.79	V-C	8.1679E+04	-5.400	0.000
1.000	1.000	48.79	0.000	0.000	DI2_165_168_L_0					
29 D	10.06	4.3056E-21	100.9	50.30	100.9	50.30	V-C	8.1679E+04	-5.600	0.000
1.000	1.000	50.30	0.000	0.000	DI2_165_168_L_0					
30 D	10.36	4.8938E-21	104.3	51.80	104.3	51.80	V-C	8.1679E+04	-5.800	0.000
1.000	1.000	51.80	0.000	0.000	DI2_165_168_L_0					
31 D	10.66	5.4759E-21	107.6	53.32	107.6	53.32	V-C	8.1679E+04	-6.000	0.000
1.000	1.000	53.32	0.000	0.000	DI2_165_168_L_0					
32 D	10.97	6.0491E-21	110.6	54.83	110.6	54.83	V-C	8.1679E+04	-6.200	0.000
1.000	1.000	54.83	0.000	0.000	DI2_165_168_L_0					
33 D	11.27	6.6064E-21	113.7	56.35	113.7	56.35	V-C	8.1679E+04	-6.400	0.000
1.000	1.000	56.35	0.000	0.000	DI2_165_168_L_0					
34 D	11.58	7.1396E-21	116.7	57.88	116.7	57.88	V-C	8.1679E+04	-6.600	0.000
1.000	1.000	57.88	0.000	0.000	DI2_165_168_L_0					
35 D	11.88	7.6404E-21	119.7	59.41	119.7	59.41	V-C	8.1679E+04	-6.800	0.000
1.000	1.000	59.41	0.000	0.000	DI2_165_168_L_0					
36 D	12.19	8.1000E-21	122.8	60.94	122.8	60.94	V-C	8.1679E+04	-7.000	0.000
1.000	1.000	60.94	0.000	0.000	DI2_165_168_L_0					
37 D	12.49	8.5095E-21	125.8	62.47	125.8	62.47	V-C	8.1679E+04	-7.200	0.000
1.000	1.000	62.47	0.000	0.000	DI2_165_168_L_0					
38 D	12.80	8.8598E-21	128.9	64.01	128.9	64.01	V-C	8.1679E+04	-7.400	0.000
1.000	1.000	64.01	0.000	0.000	DI2_165_168_L_0					
39 D	13.11	9.1430E-21	132.0	65.55	132.0	65.55	V-C	8.1679E+04	-7.600	0.000
1.000	1.000	65.55	0.000	0.000	DI2_165_168_L_0					
40 D	13.42	9.3591E-21	135.0	67.09	135.0	67.09	V-C	8.1679E+04	-7.800	0.000
1.000	1.000	67.09	0.000	0.000	DI2_165_168_L_0					
41 D	13.73	9.5103E-21	138.1	68.64	138.1	68.64	V-C	8.1679E+04	-8.000	0.000
1.000	1.000	68.64	0.000	0.000	DI2_165_168_L_0					
42 D	14.04	9.6025E-21	141.2	70.18	141.2	70.18	V-C	8.1679E+04	-8.200	0.000
1.000	1.000	70.18	0.000	0.000	DI2_165_168_L_0					
43 D	14.35	9.6421E-21	144.3	71.73	144.3	71.73	V-C	8.1679E+04	-8.400	0.000
1.000	1.000	71.73	0.000	0.000	DI2_165_168_L_0					
44 D	14.66	9.6352E-21	147.4	73.28	147.4	73.28	V-C	8.1679E+04	-8.600	0.000
1.000	1.000	73.28	0.000	0.000	DI2_165_168_L_0					
45 D	14.97	9.5875E-21	150.5	74.83	150.5	74.83	V-C	8.1679E+04	-8.800	0.000
1.000	1.000	74.83	0.000	0.000	DI2_165_168_L_0					
46 D	15.28	9.5044E-21	153.6	76.38	153.6	76.38	V-C	8.1679E+04	-9.000	0.000
1.000	1.000	76.38	0.000	0.000	DI2_165_168_L_0					
47 D	15.59	9.3909E-21	156.7	77.93	156.7	77.93	V-C	8.1679E+04	-9.200	0.000
1.000	1.000	77.93	0.000	0.000	DI2_165_168_L_0					
48 D	15.90	9.2516E-21	159.8	79.48	159.8	79.48	V-C	8.1679E+04	-9.400	0.000
1.000	1.000	79.48	0.000	0.000	DI2_165_168_L_0					
49 D	16.21	9.0909E-21	163.0	81.04	163.0	81.04	V-C	8.1679E+04	-9.600	0.000
1.000	1.000	81.04	0.000	0.000	DI2_165_168_L_0					
50 D	16.52	8.9125E-21	166.1	82.59	166.1	82.59	V-C	8.1679E+04	-9.800	0.000
1.000	1.000	82.59	0.000	0.000	DI2_165_168_L_0					
51 D	16.83	8.7199E-21	169.2	84.15	169.2	84.15	V-C	8.1679E+04	-10.00	0.000
1.000	1.000	84.15	0.000	0.000	DI2_165_168_L_0					
52 D	17.14	8.5163E-21	172.3	85.71	172.3	85.71	V-C	8.1679E+04	-10.20	0.000
1.000	1.000	85.71	0.000	0.000	DI2_165_168_L_0					
53 D	17.45	8.3044E-21	175.5	87.27	175.5	87.27	V-C	8.1679E+04	-10.40	0.000
1.000	1.000	87.27	0.000	0.000	DI2_165_168_L_0					
54 D	17.76	8.0866E-21	178.6	88.82	178.6	88.82	V-C	8.1679E+04	-10.60	0.000
1.000	1.000	88.82	0.000	0.000	DI2_165_168_L_0					
55 D	18.08	7.8647E-21	181.8	90.38	181.8	90.38	V-C	8.1679E+04	-10.80	0.000
1.000	1.000	90.38	0.000	0.000	DI2_165_168_L_0					
56 D	18.39	7.6404E-21	184.9	91.94	184.9	91.94	V-C	8.1679E+04	-11.00	0.000
1.000	1.000	91.94	0.000	0.000	DI2_165_168_L_0					
57 D	18.70	7.4147E-21	188.0	93.50	188.0	93.50	V-C	8.1679E+04	-11.20	0.000
1.000	1.000	93.50	0.000	0.000	DI2_165_168_L_0					
58 D	14.26	7.1886E-21	191.2	95.06	191.2	95.06	V-C	8.1679E+04	-11.40	0.000
1.000	1.000	95.06	0.000	0.000	DI2_165_168_L_0					
59 D	4.792	7.0755E-21	192.8	95.84	192.8	95.84	V-C	8.1679E+04	-11.50	0.000
1.000	1.000	95.84	0.000	0.000	DI2_165_168_L_0					

```
+-------------------------------------------------------------------------------------------------------------------------------+
|                   PARATIEPLUS(TM)   NLS ENGINE RELEASE  2018.0    FULL VERSION  *Build date:Nov 13, 2017*                    |
|                                                                                                                               |
|                                      NewProject.BaseDesignSection_28.Nominal_63                                               |
|                                   Exe Time : 4 September 2018 18:05:29                                                        |
+-------------------------------------------------------------------------------------------------------------------------------+
New Project


S T R E S S   R E S U L T S   F O R   G R O U P   N O.   2

0_R                                                          :
ELEMENT TYPE    5 NO.OF ELEMENTS. IN THIS GROUP   59
C U R R E N T   T I M E   I S      1.0000

 HARDENING 2D SOIL ELEMENT

 ****** TOTAL STRESS FORMULATION *****

  EL *   FORCE     DISPL-Y  VERTICAL-P  HORIZON.-P     MAX-V-P     MAX-H-P           STATE   STIFFNESS Z-LEVEL      PORE
E FACTOR    UFACTOR       Peq           Su_a         Su_p     LAYER
 ------------------------------------------------------------------------------------------------------------------------------
-------------------------------------------------------------------------------------------
   1 D  0.1633      1.0533E-20   0.000       1.633       0.000       1.633            V-C  2.2592E+04   0.000       0.000
1.000       1.000       1.633       0.000       0.000     DI1_164_167_L_0
   2 D   1.079      1.0072E-20   3.200       5.397       3.200       5.397            V-C  2.2592E+04 -0.2000       0.000
1.000       1.000       5.397       0.000       0.000     DI1_164_167_L_0
   3 D   1.763      9.6102E-21   6.400       8.816       6.400       8.816            V-C  2.2592E+04 -0.4000       0.000
1.000       1.000       8.816       0.000       0.000     DI1_164_167_L_0
   4 D   2.346      9.1484E-21   9.600       11.73       9.600       11.73            V-C  2.2592E+04 -0.6000       0.000
1.000       1.000       11.73       0.000       0.000     DI1_164_167_L_0
   5 D   2.834      8.6858E-21   12.80       14.17       12.80       14.17            V-C  2.2592E+04 -0.8000       0.000
1.000       1.000       14.17       0.000       0.000     DI1_164_167_L_0
   6 D   3.248      8.2217E-21   16.00       16.24       16.00       16.24            V-C  2.2592E+04  -1.000       0.000
1.000       1.000       16.24       0.000       0.000     DI1_164_167_L_0
   7 D   3.612      7.7553E-21   19.20       18.06       19.20       18.06            V-C  2.2592E+04  -1.200       0.000
1.000       1.000       18.06       0.000       0.000     DI1_164_167_L_0
   8 D   3.944      7.2858E-21   22.40       19.72       22.40       19.72            V-C  2.2592E+04  -1.400       0.000
1.000       1.000       19.72       0.000       0.000     DI1_164_167_L_0
   9 D   4.255      6.8120E-21   25.60       21.27       25.60       21.27            V-C  2.2592E+04  -1.600       0.000
1.000       1.000       21.27       0.000       0.000     DI1_164_167_L_0
  10 D   4.552      6.3328E-21   28.80       22.76       28.80       22.76            V-C  2.2592E+04  -1.800       0.000
1.000       1.000       22.76       0.000       0.000     DI1_164_167_L_0
  11 D   4.842      5.8469E-21   32.00       24.21       32.00       24.21            V-C  2.2592E+04  -2.000       0.000
1.000       1.000       24.21       0.000       0.000     DI1_164_167_L_0
  12 D   5.128      5.3530E-21   35.20       25.64       35.20       25.64            V-C  2.2592E+04  -2.200       0.000
1.000       1.000       25.64       0.000       0.000     DI1_164_167_L_0
  13 D   5.411      4.8494E-21   38.40       27.06       38.40       27.06            V-C  2.2592E+04  -2.400       0.000
1.000       1.000       27.06       0.000       0.000     DI1_164_167_L_0
  14 D   5.693      4.3347E-21   41.60       28.47       41.60       28.47            V-C  2.2592E+04  -2.600       0.000
1.000       1.000       28.47       0.000       0.000     DI1_164_167_L_0
  15 D   5.975      3.8077E-21   44.80       29.88       44.80       29.88            V-C  2.2592E+04  -2.800       0.000
1.000       1.000       29.88       0.000       0.000     DI1_164_167_L_0
  16 D   6.258      3.2691E-21   48.00       31.29       48.00       31.29            V-C  2.2592E+04  -3.000       0.000
1.000       1.000       31.29       0.000       0.000     DI1_164_167_L_0
  17 D   6.542      2.7200E-21   51.20       32.71       51.20       32.71            V-C  2.2592E+04  -3.200       0.000
1.000       1.000       32.71       0.000       0.000     DI1_164_167_L_0
  18 D   6.827      2.1615E-21   54.40       34.14       54.40       34.14            V-C  2.2592E+04  -3.400       0.000
1.000       1.000       34.14       0.000       0.000     DI1_164_167_L_0
  19 D   7.113      1.5946E-21   57.60       35.57       57.60       35.57            V-C  2.2592E+04  -3.600       0.000
1.000       1.000       35.57       0.000       0.000     DI1_164_167_L_0
  20 D   7.401      1.0204E-21   60.80       37.01       60.80       37.01            V-C  2.2592E+04  -3.800       0.000
1.000       1.000       37.01       0.000       0.000     DI1_164_167_L_0
  21 D   7.691      4.3995E-22   64.00       38.46       64.00       38.46            V-C  2.2592E+04  -4.000       0.000
1.000       1.000       38.46       0.000       0.000     DI1_164_167_L_0
  22 D   7.982     -1.4585E-22   67.20       39.91       67.20       39.91            V-C  2.2592E+04  -4.200       0.000
1.000       1.000       39.91       0.000       0.000     DI1_164_167_L_0
  23 D   8.275     -7.3593E-22   70.40       41.37       70.40       41.37            V-C  2.2592E+04  -4.400       0.000
1.000       1.000       41.37       0.000       0.000     DI1_164_167_L_0
  24 D   8.569     -1.3292E-21   73.60       42.84       73.60       42.84            V-C  2.2592E+04  -4.600       0.000
1.000       1.000       42.84       0.000       0.000     DI1_164_167_L_0
```

25 D	8.864	-1.9248E-21	76.80	44.32	76.80	44.32	V-C	2.2592E+04	-4.800	0.000
1.000	1.000	44.32	0.000	0.000	DI1_164_167_L_0					
26 D	9.161	-2.5214E-21	80.00	45.81	80.00	45.81	V-C	4.8158E+04	-5.000	0.000
1.000	1.000	45.81	0.000	0.000	DI2_165_168_L_0					
27 D	9.460	-3.1179E-21	83.20	47.30	83.20	47.30	V-C	4.8158E+04	-5.200	0.000
1.000	1.000	47.30	0.000	0.000	DI2_165_168_L_0					
28 D	9.759	-3.7131E-21	86.40	48.79	86.40	48.79	V-C	4.8158E+04	-5.400	0.000
1.000	1.000	48.79	0.000	0.000	DI2_165_168_L_0					
29 D	10.06	-4.3056E-21	89.60	50.30	89.60	50.30	V-C	4.8158E+04	-5.600	0.000
1.000	1.000	50.30	0.000	0.000	DI2_165_168_L_0					
30 D	10.36	-4.8938E-21	92.80	51.80	92.80	51.80	V-C	4.8158E+04	-5.800	0.000
1.000	1.000	51.80	0.000	0.000	DI2_165_168_L_0					
31 D	10.66	-5.4759E-21	96.00	53.32	96.00	53.32	V-C	4.8158E+04	-6.000	0.000
1.000	1.000	53.32	0.000	0.000	DI2_165_168_L_0					
32 D	10.97	-6.0491E-21	99.20	54.83	99.20	54.83	V-C	4.8158E+04	-6.200	0.000
1.000	1.000	54.83	0.000	0.000	DI2_165_168_L_0					
33 D	11.27	-6.6064E-21	102.4	56.35	102.4	56.35	V-C	4.8158E+04	-6.400	0.000
1.000	1.000	56.35	0.000	0.000	DI2_165_168_L_0					
34 D	11.58	-7.1396E-21	105.6	57.88	105.6	57.88	V-C	4.8158E+04	-6.600	0.000
1.000	1.000	57.88	0.000	0.000	DI2_165_168_L_0					
35 D	11.88	-7.6404E-21	108.8	59.41	108.8	59.41	V-C	4.8158E+04	-6.800	0.000
1.000	1.000	59.41	0.000	0.000	DI2_165_168_L_0					
36 D	12.19	-8.1000E-21	112.0	60.94	112.0	60.94	V-C	4.8158E+04	-7.000	0.000
1.000	1.000	60.94	0.000	0.000	DI2_165_168_L_0					
37 D	12.49	-8.5095E-21	115.2	62.47	115.2	62.47	V-C	4.8158E+04	-7.200	0.000
1.000	1.000	62.47	0.000	0.000	DI2_165_168_L_0					
38 D	12.80	-8.8598E-21	118.4	64.01	118.4	64.01	V-C	4.8158E+04	-7.400	0.000
1.000	1.000	64.01	0.000	0.000	DI2_165_168_L_0					
39 D	13.11	-9.1430E-21	121.6	65.55	121.6	65.55	V-C	4.8158E+04	-7.600	0.000
1.000	1.000	65.55	0.000	0.000	DI2_165_168_L_0					
40 D	13.42	-9.3591E-21	124.8	67.09	124.8	67.09	V-C	4.8158E+04	-7.800	0.000
1.000	1.000	67.09	0.000	0.000	DI2_165_168_L_0					
41 D	13.73	-9.5103E-21	128.0	68.64	128.0	68.64	V-C	4.8158E+04	-8.000	0.000
1.000	1.000	68.64	0.000	0.000	DI2_165_168_L_0					
42 D	14.04	-9.6025E-21	131.2	70.18	131.2	70.18	V-C	4.8158E+04	-8.200	0.000
1.000	1.000	70.18	0.000	0.000	DI2_165_168_L_0					
43 D	14.35	-9.6421E-21	134.4	71.73	134.4	71.73	V-C	4.8158E+04	-8.400	0.000
1.000	1.000	71.73	0.000	0.000	DI2_165_168_L_0					
44 D	14.66	-9.6352E-21	137.6	73.28	137.6	73.28	V-C	4.8158E+04	-8.600	0.000
1.000	1.000	73.28	0.000	0.000	DI2_165_168_L_0					
45 D	14.97	-9.5875E-21	140.8	74.83	140.8	74.83	V-C	4.8158E+04	-8.800	0.000
1.000	1.000	74.83	0.000	0.000	DI2_165_168_L_0					
46 D	15.28	-9.5044E-21	144.0	76.38	144.0	76.38	V-C	4.8158E+04	-9.000	0.000
1.000	1.000	76.38	0.000	0.000	DI2_165_168_L_0					
47 D	15.59	-9.3909E-21	147.2	77.93	147.2	77.93	V-C	4.8158E+04	-9.200	0.000
1.000	1.000	77.93	0.000	0.000	DI2_165_168_L_0					
48 D	15.90	-9.2516E-21	150.4	79.48	150.4	79.48	V-C	4.8158E+04	-9.400	0.000
1.000	1.000	79.48	0.000	0.000	DI2_165_168_L_0					
49 D	16.21	-9.0909E-21	153.6	81.04	153.6	81.04	V-C	4.8158E+04	-9.600	0.000
1.000	1.000	81.04	0.000	0.000	DI2_165_168_L_0					
50 D	16.52	-8.9125E-21	156.8	82.59	156.8	82.59	V-C	4.8158E+04	-9.800	0.000
1.000	1.000	82.59	0.000	0.000	DI2_165_168_L_0					
51 D	16.83	-8.7199E-21	160.0	84.15	160.0	84.15	V-C	4.8158E+04	-10.00	0.000
1.000	1.000	84.15	0.000	0.000	DI2_165_168_L_0					
52 D	17.14	-8.5163E-21	163.2	85.71	163.2	85.71	V-C	4.8158E+04	-10.20	0.000
1.000	1.000	85.71	0.000	0.000	DI2_165_168_L_0					
53 D	17.45	-8.3044E-21	166.4	87.27	166.4	87.27	V-C	4.8158E+04	-10.40	0.000
1.000	1.000	87.27	0.000	0.000	DI2_165_168_L_0					
54 D	17.76	-8.0866E-21	169.6	88.82	169.6	88.82	V-C	4.8158E+04	-10.60	0.000
1.000	1.000	88.82	0.000	0.000	DI2_165_168_L_0					
55 D	18.08	-7.8647E-21	172.8	90.38	172.8	90.38	V-C	4.8158E+04	-10.80	0.000
1.000	1.000	90.38	0.000	0.000	DI2_165_168_L_0					
56 D	18.39	-7.6404E-21	176.0	91.94	176.0	91.94	V-C	4.8158E+04	-11.00	0.000
1.000	1.000	91.94	0.000	0.000	DI2_165_168_L_0					
57 D	18.70	-7.4147E-21	179.2	93.50	179.2	93.50	V-C	4.8158E+04	-11.20	0.000
1.000	1.000	93.50	0.000	0.000	DI2_165_168_L_0					
58 D	14.26	-7.1886E-21	182.4	95.06	182.4	95.06	V-C	4.8158E+04	-11.40	0.000
1.000	1.000	95.06	0.000	0.000	DI2_165_168_L_0					
59 D	4.792	-7.0755E-21	184.0	95.84	184.0	95.84	V-C	4.8158E+04	-11.50	0.000
1.000	1.000	95.84	0.000	0.000	DI2_165_168_L_0					

```
+-------------------------------------------------------------------------------------------------------------------------+
|                   PARATIEPLUS(TM)   NLS ENGINE RELEASE  2018.0    FULL VERSION  *Build date:Nov 13, 2017*              |
|                                                                                                                         |
|                                      NewProject.BaseDesignSection_28.Nominal_63                                         |
|                                   Exe Time : 4 September 2018 18:05:29                                                  |
+-------------------------------------------------------------------------------------------------------------------------+
New Project


S T R E S S   R E S U L T S   F O R   G R O U P   N O.   3

WallElement_33                                                :
ELEMENT TYPE    2 NO.OF ELEMENTS. IN THIS GROUP   58
C U R R E N T   T I M E   I S     1.0000

 WALL2D ELEMENT

   EL      TA          TB          MA          MB
-----------------------------------------------------
    1-3.00670E-17 3.00670E-17 6.43710E-28-6.01340E-18
    2-8.70564E-17 8.70564E-17 6.01340E-18-2.34247E-17
    3-1.40901E-16 1.40901E-16 2.34247E-17-5.16049E-17
    4-1.91601E-16 1.91601E-16 5.16049E-17-8.99252E-17
    5-2.39157E-16 2.39157E-16 8.99252E-17-1.37757E-16
    6-2.83568E-16 2.83568E-16 1.37757E-16-1.94470E-16
    7-3.24834E-16 3.24834E-16 1.94470E-16-2.59437E-16
    8-3.62957E-16 3.62957E-16 2.59437E-16-3.32028E-16
    9-3.97937E-16 3.97937E-16 3.32028E-16-4.11616E-16
   10-4.29776E-16 4.29776E-16 4.11616E-16-4.97571E-16
   11-4.58477E-16 4.58477E-16 4.97571E-16-5.89266E-16
   12-4.84043E-16 4.84043E-16 5.89266E-16-6.86075E-16
   13-5.06482E-16 5.06482E-16 6.86075E-16-7.87371E-16
   14 3.62379E-16-3.62379E-16 7.87371E-16-7.14896E-16
   15 3.46171E-16-3.46171E-16 7.14896E-16-6.45661E-16
   16 3.33062E-16-3.33062E-16 6.45661E-16-5.79049E-16
   17 3.23035E-16-3.23035E-16 5.79049E-16-5.14441E-16
   18 3.16072E-16-3.16072E-16 5.14441E-16-4.51227E-16
   19 3.12148E-16-3.12148E-16 4.51227E-16-3.88798E-16
   20 3.11237E-16-3.11237E-16 3.88798E-16-3.26551E-16
   21 3.13307E-16-3.13307E-16 3.26551E-16-2.63889E-16
   22 3.18320E-16-3.18320E-16 2.63889E-16-2.00225E-16
   23 3.26236E-16-3.26236E-16 2.00225E-16-1.34978E-16
   24 3.37006E-16-3.37006E-16 1.34978E-16-6.75768E-17
   25 3.50576E-16-3.50576E-16 6.75768E-17 2.53835E-18
   26 3.88071E-16-3.88071E-16-2.53835E-18 8.01522E-17
   27 4.31715E-16-4.31715E-16-8.01522E-17 1.66495E-16
   28 4.81340E-16-4.81340E-16-1.66495E-16 2.62763E-16
   29 5.36762E-16-5.36762E-16-2.62763E-16 3.70116E-16
   30 5.97784E-16-5.97784E-16-3.70116E-16 4.89672E-16
   31 2.44055E-15-2.44055E-15-4.89672E-16 9.77779E-16
   32 2.51210E-15-2.51210E-15-9.77779E-16 1.48020E-15
   33 2.58857E-15-2.58857E-15-1.48020E-15 1.99791E-15
   34 2.66968E-15-2.66968E-15-1.99791E-15 2.53185E-15
   35 2.75517E-15-2.75517E-15-2.53185E-15 3.08288E-15
   36 2.84476E-15-2.84476E-15-3.08288E-15 3.65183E-15
   37 2.93816E-15-2.93816E-15-3.65183E-15 4.23947E-15
   38-5.17646E-16 5.17646E-16-4.23947E-15 4.13594E-15
   39-4.17519E-16 4.17519E-16-4.13594E-15 4.05243E-15
   40-2.09083E-15 2.09083E-15-4.05243E-15 3.63427E-15
   41-1.98515E-15 1.98515E-15-3.63427E-15 3.23724E-15
   42-1.87712E-15 1.87712E-15-3.23724E-15 2.86181E-15
   43-1.76702E-15 1.76702E-15-2.86181E-15 2.50841E-15
   44-1.65512E-15 1.65512E-15-2.50841E-15 2.17739E-15
   45-1.54165E-15 1.54165E-15-2.17739E-15 1.86906E-15
   46-1.42684E-15 1.42684E-15-1.86906E-15 1.58369E-15
   47-1.31091E-15 1.31091E-15-1.58369E-15 1.32151E-15
   48-1.19405E-15 1.19405E-15-1.32151E-15 1.08270E-15
   49-1.07642E-15 1.07642E-15-1.08270E-15 8.67416E-16
   50-9.58159E-16 9.58159E-16-8.67416E-16 6.75785E-16
   51-8.39399E-16 8.39399E-16-6.75785E-16 5.07900E-16
   52-7.20239E-16 7.20239E-16-5.07900E-16 3.63860E-16
```

```
53-6.00755E-16 6.00755E-16-3.63860E-16 2.43709E-16
54-4.81009E-16 4.81009E-16-2.43709E-16 1.47507E-16
55-3.61041E-16 3.61041E-16-1.47507E-16 7.52988E-17
56-2.40879E-16 2.40879E-16-7.52988E-17 2.71229E-17
57-1.20538E-16 1.20538E-16-2.71229E-17 3.01536E-18
58-3.01506E-17 3.01506E-17-3.01536E-18-2.51173E-27
```

```
+-------------------------------------------------------------------------------------------------------------------------+
|                   PARATIEPLUS(TM)   NLS ENGINE RELEASE  2018.0    FULL VERSION  *Build date:Nov 13, 2017*              |
|                                                                                                                         |
|                                      NewProject.BaseDesignSection_28.Nominal_63                                         |
|                                   Exe Time : 4 September 2018 18:05:29                                                  |
+-------------------------------------------------------------------------------------------------------------------------+
New Project


S T R E S S    R E S U L T S    F O R    G R O U P    N O.    4

Tieback_175                                                 :
ELEMENT TYPE    6 NO.OF ELEMENTS. IN THIS GROUP    1
C U R R E N T    T I M E    I S      1.0000

 POST-TENSION 2D-BOUNDARY ELEMENT

         EL    FORCE          d0          EDISPL     pl. eps          K     -ve limit   +ve limit
-----------------------------------------------------------------------------------------------------

***** NO ONE ELEMENT ACTIVE AT CURRENT STEP *****

ITER     0 RNORM = 0.000     RMNORM= 0.000
           RINORM=0.1402E+05 RIMNOR=0.2922E-27
           RENORM= 66.56     REMNOR=0.2211E-52 RATIO =0.6891E-01 TOLER =0.1000E-03  NOT CONVERGED
           RFMAX = 18.70     RMMAX =0.4239E-14
           RTSMAL=0.1000E-03 RMSMAL=0.1000E-19
           RDT   =0.1402E+05 RDR   =0.1000E-19
           RATIOT=0.6891E-01 RATIOR= 0.000
           MAX UN= 3.248     IEQ=    11 NODE      6 DOF   1  Y-DISPL.F
           MIN UN=-.9021E-27 IEQ=    84 NODE     42 DOF   2   X-ROT. F
           NO. OF CONTACT CONSTRAINT VIOLATIONS     0


ITER     2 RNORM = 0.000     RMNORM= 0.000
           RINORM=0.1402E+05 RIMNOR=0.2922E-27
           RENORM=0.6325     REMNOR=0.7756E-21 RATIO =0.6717E-02 TOLER =0.1000E-03  NOT CONVERGED
           RFMAX = 18.70     RMMAX =0.4239E-14
           RTSMAL=0.1000E-03 RMSMAL=0.1000E-19
           RDT   =0.1402E+05 RDR   =0.1000E-19
           RATIOT=0.6717E-02 RATIOR= 0.000
           MAX UN=0.6000     IEQ=     1 NODE      1 DOF   1  Y-DISPL.F
           MIN UN=-.1088E-09 IEQ=    29 NODE     15 DOF   1  Y-DISPL.F
           NO. OF CONTACT CONSTRAINT VIOLATIONS     0


ITER     3 RNORM = 0.000     RMNORM= 0.000
           RINORM=0.1402E+05 RIMNOR=0.2922E-27
           RENORM=0.3742E-19 REMNOR=0.1391E-21 RATIO =0.1634E-11 TOLER =0.1000E-03      CONVERGED !
           RFMAX = 18.70     RMMAX =0.4239E-14
           RTSMAL=0.1000E-03 RMSMAL=0.1000E-19
           RDT   =0.1402E+05 RDR   =0.1000E-19
           RATIOT=0.1634E-11 RATIOR= 0.000
           MAX UN=0.8571E-10 IEQ=     9 NODE      5 DOF   1  Y-DISPL.F
           MIN UN=-.6518E-10 IEQ=     7 NODE      4 DOF   1  Y-DISPL.F
           NO. OF CONTACT CONSTRAINT VIOLATIONS     0
```

```
+-------------------------------------------------------------------------------------------------------------------------+
|                   PARATIEPLUS(TM)   NLS ENGINE RELEASE  2018.0    FULL VERSION  *Build date:Nov 13, 2017*              |
|                                                                                                                         |
|                                      NewProject.BaseDesignSection_28.Nominal_63                                         |
|                                  Exe Time : 4 September 2018 18:05:29                                                   |
+-------------------------------------------------------------------------------------------------------------------------+
New Project
SOLUTION REACHED USING     3 ITERATIONS ON   40

P R I N T   O U T   F O R   T I M E   S T E P    2     ( AT TIME   2.000     )

PRINT OUT OF ACTIVE COMPONENTS (FIXED NODES ARE NOT PRINTED OUT)

          Y-DISPL.F        X-ROT. F
            (02)             (04)           (
    1   1.2623553E-04  -2.2110625E-05
    2   1.2181340E-04  -2.2110613E-05
    3   1.1739140E-04  -2.2108804E-05
    4   1.1297038E-04  -2.2099443E-05
    5   1.0855300E-04  -2.2069455E-05
    6   1.0414548E-04  -2.1996298E-05
    7   9.9759401E-05  -2.1849334E-05
    8   9.5411699E-05  -2.1613100E-05
    9   9.1119627E-05  -2.1294865E-05
   10   8.6898496E-05  -2.0905472E-05
   11   8.2761498E-05  -2.0455188E-05
   12   7.8719848E-05  -1.9953501E-05
   13   7.4782951E-05  -1.9409019E-05
   14   7.0958581E-05  -1.8829428E-05
   15   6.7253071E-05  -1.8221465E-05
   16   6.3671500E-05  -1.7590920E-05
   17   6.0217868E-05  -1.6942636E-05
   18   5.6895349E-05  -1.6280546E-05
   19   5.3706369E-05  -1.5607668E-05
   20   5.0652858E-05  -1.4926150E-05
   21   4.7736413E-05  -1.4237294E-05
   22   4.4958412E-05  -1.3541580E-05
   23   4.2320257E-05  -1.2838717E-05
   24   3.9823471E-05  -1.2127661E-05
   25   3.7469856E-05  -1.1406662E-05
   26   3.5261631E-05  -1.0673296E-05
   27   3.3201128E-05  -9.9312260E-06
   28   3.1289106E-05  -9.1898366E-06
   29   2.9524609E-05  -8.4572121E-06
   30   2.7905179E-05  -7.7402216E-06
   31   2.6427095E-05  -7.0446181E-06
   32   2.5085597E-05  -6.3751371E-06
   33   2.3875052E-05  -5.7355749E-06
   34   2.2789174E-05  -5.1288976E-06
   35   2.1821154E-05  -4.5573124E-06
   36   2.0963808E-05  -4.0223516E-06
   37   2.0209713E-05  -3.5249508E-06
   38   1.9551301E-05  -3.0655105E-06
   39   1.8980981E-05  -2.6439769E-06
   40   1.8491213E-05  -2.2598932E-06
   41   1.8074581E-05  -1.9124579E-06
   42   1.7723860E-05  -1.6005762E-06
   43   1.7432070E-05  -1.3229063E-06
   44   1.7192520E-05  -1.0779006E-06
   45   1.6998847E-05  -8.6384388E-07
   46   1.6845043E-05  -6.7888160E-07
   47   1.6725485E-05  -5.2105482E-07
   48   1.6634949E-05  -3.8832030E-07
   49   1.6568625E-05  -2.7857255E-07
   50   1.6522131E-05  -1.8966184E-07
   51   1.6491516E-05  -1.1940695E-07
   52   1.6473270E-05  -6.5608419E-08
   53   1.6464323E-05  -2.6062544E-08
   54   1.6462043E-05   1.4464800E-09
   55   1.6464246E-05   1.9123800E-08
   56   1.6469184E-05   2.9170516E-08
```

```
57   1.6475552E-05   3.3779191E-08
58   1.6482479E-05   3.5132673E-08
59   1.6485997E-05   3.5200264E-08
```

```
+-------------------------------------------------------------------------------------------------------------------------------+
|                   PARATIEPLUS(TM)   NLS ENGINE RELEASE  2018.0    FULL VERSION  *Build date:Nov 13, 2017*                    |
|                                                                                                                               |
|                                      NewProject.BaseDesignSection_28.Nominal_63                                               |
|                                   Exe Time : 4 September 2018 18:05:29                                                        |
+-------------------------------------------------------------------------------------------------------------------------------+
New Project


S T R E S S   R E S U L T S   F O R   G R O U P   N O.   1

0_L                                                          :
ELEMENT TYPE    5 NO.OF ELEMENTS. IN THIS GROUP   59
C U R R E N T   T I M E   I S      2.0000

 HARDENING 2D SOIL ELEMENT

 ****** TOTAL STRESS FORMULATION *****

  EL *   FORCE     DISPL-Y  VERTICAL-P  HORIZON.-P     MAX-V-P     MAX-H-P           STATE   STIFFNESS Z-LEVEL      PORE
E FACTOR    UFACTOR       Peq           Su_a         Su_p     LAYER
 ------------------------------------------------------------------------------------------------------------------------------
-------------------------------------------------------------------------------------------
   1 D  1.4150E-03 -1.2624E-04  4.2494E-02  1.4150E-02  4.2494E-02   1.633          ACTIVE   0.000       0.000       0.000
1.000       1.000      1.4150E-02   0.000       0.000     DI1_164_167_L_0
   2 D  0.2187     -1.2181E-04   3.284       1.094       3.284       5.397          ACTIVE   0.000     -0.2000       0.000
1.000       1.000       1.094       0.000       0.000     DI1_164_167_L_0
   3 D  0.4902     -1.1739E-04   6.689       2.451       6.689       8.816           UL-RL  5.4221E+04 -0.4000       0.000
1.000       1.000       2.451       0.000       0.000     DI1_164_167_L_0
   4 D   1.121     -1.1297E-04   10.30       5.606       10.30       11.73           UL-RL  5.4221E+04 -0.6000       0.000
1.000       1.000       5.606       0.000       0.000     DI1_164_167_L_0
   5 D   1.657     -1.0855E-04   14.07       8.283       14.07       14.17           UL-RL  5.4221E+04 -0.8000       0.000
1.000       1.000       8.283       0.000       0.000     DI1_164_167_L_0
   6 D   2.119     -1.0415E-04   17.90       10.59       17.90       16.24           UL-RL  5.4221E+04  -1.000       0.000
1.000       1.000       10.59       0.000       0.000     DI1_164_167_L_0
   7 D   2.531     -9.9759E-05   21.73       12.65       21.73       18.06           UL-RL  5.4221E+04  -1.200       0.000
1.000       1.000       12.65       0.000       0.000     DI1_164_167_L_0
   8 D   2.909     -9.5412E-05   25.59       14.55       25.59       19.72           UL-RL  5.4221E+04  -1.400       0.000
1.000       1.000       14.55       0.000       0.000     DI1_164_167_L_0
   9 D   3.266     -9.1120E-05   29.87       16.33       29.87       21.27           UL-RL  5.4221E+04  -1.600       0.000
1.000       1.000       16.33       0.000       0.000     DI1_164_167_L_0
  10 D   3.610     -8.6898E-05   33.96       18.05       33.96       22.76           UL-RL  5.4221E+04  -1.800       0.000
1.000       1.000       18.05       0.000       0.000     DI1_164_167_L_0
  11 D   3.945     -8.2761E-05   37.91       19.72       37.91       24.21           UL-RL  5.4221E+04  -2.000       0.000
1.000       1.000       19.72       0.000       0.000     DI1_164_167_L_0
  12 D   4.274     -7.8720E-05   41.75       21.37       41.75       25.64           UL-RL  5.4221E+04  -2.200       0.000
1.000       1.000       21.37       0.000       0.000     DI1_164_167_L_0
  13 D   4.600     -7.4783E-05   45.50       23.00       45.50       27.06           UL-RL  5.4221E+04  -2.400       0.000
1.000       1.000       23.00       0.000       0.000     DI1_164_167_L_0
  14 D   4.924     -7.0959E-05   49.18       24.62       49.18       28.47           UL-RL  5.4221E+04  -2.600       0.000
1.000       1.000       24.62       0.000       0.000     DI1_164_167_L_0
  15 D   5.246     -6.7253E-05   52.81       26.23       52.81       29.88           UL-RL  5.4221E+04  -2.800       0.000
1.000       1.000       26.23       0.000       0.000     DI1_164_167_L_0
  16 D   5.568     -6.3672E-05   56.40       27.84       56.40       31.29           UL-RL  5.4221E+04  -3.000       0.000
1.000       1.000       27.84       0.000       0.000     DI1_164_167_L_0
  17 D   5.889     -6.0218E-05   60.10       29.44       60.10       32.71           UL-RL  5.4221E+04  -3.200       0.000
1.000       1.000       29.44       0.000       0.000     DI1_164_167_L_0
  18 D   6.210     -5.6895E-05   63.60       31.05       63.60       34.14           UL-RL  5.4221E+04  -3.400       0.000
1.000       1.000       31.05       0.000       0.000     DI1_164_167_L_0
  19 D   6.531     -5.3706E-05   67.08       32.66       67.08       35.57           UL-RL  5.4221E+04  -3.600       0.000
1.000       1.000       32.66       0.000       0.000     DI1_164_167_L_0
  20 D   6.852     -5.0653E-05   70.54       34.26       70.54       37.01           UL-RL  5.4221E+04  -3.800       0.000
1.000       1.000       34.26       0.000       0.000     DI1_164_167_L_0
  21 D   7.173     -4.7736E-05   73.85       35.87       73.85       38.46           UL-RL  5.4221E+04  -4.000       0.000
1.000       1.000       35.87       0.000       0.000     DI1_164_167_L_0
  22 D   7.495     -4.4958E-05   77.28       37.47       77.28       39.91           UL-RL  5.4221E+04  -4.200       0.000
1.000       1.000       37.47       0.000       0.000     DI1_164_167_L_0
  23 D   7.816     -4.2320E-05   80.69       39.08       80.69       41.37           UL-RL  5.4221E+04  -4.400       0.000
1.000       1.000       39.08       0.000       0.000     DI1_164_167_L_0
  24 D   8.137     -3.9823E-05   84.09       40.69       84.09       42.84           UL-RL  5.4221E+04  -4.600       0.000
1.000       1.000       40.69       0.000       0.000     DI1_164_167_L_0
```

25 D	8.458	-3.7470E-05	87.48	42.29	87.48	44.32	UL-RL	5.4221E+04	-4.800	0.000	
1.000	1.000	42.29	0.000	0.000	DI1_164_167_L_0						
26 D	8.240	-3.5262E-05	90.86	41.20	90.86	45.81	UL-RL	1.3069E+05	-5.000	0.000	
1.000	1.000	41.20	0.000	0.000	DI2_165_168_L_0						
27 D	8.592	-3.3201E-05	94.22	42.96	94.22	47.30	UL-RL	1.3069E+05	-5.200	0.000	
1.000	1.000	42.96	0.000	0.000	DI2_165_168_L_0						
28 D	8.941	-3.1289E-05	97.58	44.71	97.58	48.79	UL-RL	1.3069E+05	-5.400	0.000	
1.000	1.000	44.71	0.000	0.000	DI2_165_168_L_0						
29 D	9.288	-2.9525E-05	100.9	46.44	100.9	50.30	UL-RL	1.3069E+05	-5.600	0.000	
1.000	1.000	46.44	0.000	0.000	DI2_165_168_L_0						
30 D	9.632	-2.7905E-05	104.3	48.16	104.3	51.80	UL-RL	1.3069E+05	-5.800	0.000	
1.000	1.000	48.16	0.000	0.000	DI2_165_168_L_0						
31 D	9.973	-2.6427E-05	107.6	49.86	107.6	53.32	UL-RL	1.3069E+05	-6.000	0.000	
1.000	1.000	49.86	0.000	0.000	DI2_165_168_L_0						
32 D	10.31	-2.5086E-05	110.6	51.56	110.6	54.83	UL-RL	1.3069E+05	-6.200	0.000	
1.000	1.000	51.56	0.000	0.000	DI2_165_168_L_0						
33 D	10.65	-2.3875E-05	113.7	53.23	113.7	56.35	UL-RL	1.3069E+05	-6.400	0.000	
1.000	1.000	53.23	0.000	0.000	DI2_165_168_L_0						
34 D	10.98	-2.2789E-05	116.7	54.90	116.7	57.88	UL-RL	1.3069E+05	-6.600	0.000	
1.000	1.000	54.90	0.000	0.000	DI2_165_168_L_0						
35 D	11.31	-2.1821E-05	119.7	56.56	119.7	59.41	UL-RL	1.3069E+05	-6.800	0.000	
1.000	1.000	56.56	0.000	0.000	DI2_165_168_L_0						
36 D	11.64	-2.0964E-05	122.8	58.20	122.8	60.94	UL-RL	1.3069E+05	-7.000	0.000	
1.000	1.000	58.20	0.000	0.000	DI2_165_168_L_0						
37 D	11.97	-2.0210E-05	125.8	59.83	125.8	62.47	UL-RL	1.3069E+05	-7.200	0.000	
1.000	1.000	59.83	0.000	0.000	DI2_165_168_L_0						
38 D	12.29	-1.9551E-05	128.9	61.46	128.9	64.01	UL-RL	1.3069E+05	-7.400	0.000	
1.000	1.000	61.46	0.000	0.000	DI2_165_168_L_0						
39 D	12.61	-1.8981E-05	132.0	63.07	132.0	65.55	UL-RL	1.3069E+05	-7.600	0.000	
1.000	1.000	63.07	0.000	0.000	DI2_165_168_L_0						
40 D	12.94	-1.8491E-05	135.0	64.68	135.0	67.09	UL-RL	1.3069E+05	-7.800	0.000	
1.000	1.000	64.68	0.000	0.000	DI2_165_168_L_0						
41 D	13.25	-1.8075E-05	138.1	66.27	138.1	68.64	UL-RL	1.3069E+05	-8.000	0.000	
1.000	1.000	66.27	0.000	0.000	DI2_165_168_L_0						
42 D	13.57	-1.7724E-05	141.2	67.86	141.2	70.18	UL-RL	1.3069E+05	-8.200	0.000	
1.000	1.000	67.86	0.000	0.000	DI2_165_168_L_0						
43 D	13.89	-1.7432E-05	144.3	69.45	144.3	71.73	UL-RL	1.3069E+05	-8.400	0.000	
1.000	1.000	69.45	0.000	0.000	DI2_165_168_L_0						
44 D	14.21	-1.7193E-05	147.4	71.03	147.4	73.28	UL-RL	1.3069E+05	-8.600	0.000	
1.000	1.000	71.03	0.000	0.000	DI2_165_168_L_0						
45 D	14.52	-1.6999E-05	150.5	72.61	150.5	74.83	UL-RL	1.3069E+05	-8.800	0.000	
1.000	1.000	72.61	0.000	0.000	DI2_165_168_L_0						
46 D	14.84	-1.6845E-05	153.6	74.18	153.6	76.38	UL-RL	1.3069E+05	-9.000	0.000	
1.000	1.000	74.18	0.000	0.000	DI2_165_168_L_0						
47 D	15.15	-1.6725E-05	156.7	75.75	156.7	77.93	UL-RL	1.3069E+05	-9.200	0.000	
1.000	1.000	75.75	0.000	0.000	DI2_165_168_L_0						
48 D	15.46	-1.6635E-05	159.8	77.31	159.8	79.48	UL-RL	1.3069E+05	-9.400	0.000	
1.000	1.000	77.31	0.000	0.000	DI2_165_168_L_0						
49 D	15.77	-1.6569E-05	163.0	78.87	163.0	81.04	UL-RL	1.3069E+05	-9.600	0.000	
1.000	1.000	78.87	0.000	0.000	DI2_165_168_L_0						
50 D	16.09	-1.6522E-05	166.1	80.44	166.1	82.59	UL-RL	1.3069E+05	-9.800	0.000	
1.000	1.000	80.44	0.000	0.000	DI2_165_168_L_0						
51 D	16.40	-1.6492E-05	169.2	82.00	169.2	84.15	UL-RL	1.3069E+05	-10.00	0.000	
1.000	1.000	82.00	0.000	0.000	DI2_165_168_L_0						
52 D	16.71	-1.6473E-05	172.3	83.56	172.3	85.71	UL-RL	1.3069E+05	-10.20	0.000	
1.000	1.000	83.56	0.000	0.000	DI2_165_168_L_0						
53 D	17.02	-1.6464E-05	175.5	85.11	175.5	87.27	UL-RL	1.3069E+05	-10.40	0.000	
1.000	1.000	85.11	0.000	0.000	DI2_165_168_L_0						
54 D	17.33	-1.6462E-05	178.6	86.67	178.6	88.82	UL-RL	1.3069E+05	-10.60	0.000	
1.000	1.000	86.67	0.000	0.000	DI2_165_168_L_0						
55 D	17.65	-1.6464E-05	181.8	88.23	181.8	90.38	UL-RL	1.3069E+05	-10.80	0.000	
1.000	1.000	88.23	0.000	0.000	DI2_165_168_L_0						
56 D	17.96	-1.6469E-05	184.9	89.79	184.9	91.94	UL-RL	1.3069E+05	-11.00	0.000	
1.000	1.000	89.79	0.000	0.000	DI2_165_168_L_0						
57 D	18.27	-1.6476E-05	188.0	91.35	188.0	93.50	UL-RL	1.3069E+05	-11.20	0.000	
1.000	1.000	91.35	0.000	0.000	DI2_165_168_L_0						
58 D	13.94	-1.6482E-05	191.2	92.91	191.2	95.06	UL-RL	1.3069E+05	-11.40	0.000	
1.000	1.000	92.91	0.000	0.000	DI2_165_168_L_0						
59 D	4.684	-1.6486E-05	192.8	93.69	192.8	95.84	UL-RL	1.3069E+05	-11.50	0.000	
1.000	1.000	93.69	0.000	0.000	DI2_165_168_L_0						

```
+-------------------------------------------------------------------------------------------------------------------------------+
|                   PARATIEPLUS(TM)   NLS ENGINE RELEASE  2018.0    FULL VERSION  *Build date:Nov 13, 2017*                    |
|                                                                                                                               |
|                                      NewProject.BaseDesignSection_28.Nominal_63                                               |
|                                   Exe Time : 4 September 2018 18:05:29                                                        |
+-------------------------------------------------------------------------------------------------------------------------------+
New Project


S T R E S S   R E S U L T S   F O R   G R O U P   N O.   2

0_R                                                          :
ELEMENT TYPE    5 NO.OF ELEMENTS. IN THIS GROUP   59
C U R R E N T   T I M E   I S     2.0000

 HARDENING 2D SOIL ELEMENT

 ****** TOTAL STRESS FORMULATION *****

  EL *   FORCE     DISPL-Y  VERTICAL-P  HORIZON.-P     MAX-V-P     MAX-H-P           STATE   STIFFNESS Z-LEVEL      PORE
E FACTOR    UFACTOR       Peq           Su_a         Su_p     LAYER
 ------------------------------------------------------------------------------------------------------------------------------
-------------------------------------------------------------------------------------------
   1     0.000         --          --          --          --          --          REMOVED     --        0.000       0.000
1.000       1.000       0.000       0.000       0.000     not available
   2     0.000         --          --          --          --          --          REMOVED     --      -0.2000       0.000
1.000       1.000       0.000       0.000       0.000     not available
   3     0.000         --          --          --          --          --          REMOVED     --      -0.4000       0.000
1.000       1.000       0.000       0.000       0.000     not available
   4     0.000         --          --          --          --          --          REMOVED     --      -0.6000       0.000
1.000       1.000       0.000       0.000       0.000     not available
   5     0.000         --          --          --          --          --          REMOVED     --      -0.8000       0.000
1.000       1.000       0.000       0.000       0.000     not available
   6 D   0.000      1.0415E-04   0.000       0.000       16.00       16.24         PASSIVE   0.000      -1.000       0.000
1.000       1.000       0.000       0.000       0.000     DI1_164_167_L_0
   7 D   2.744      9.9759E-05   3.200       13.72       19.20       18.06         PASSIVE   0.000      -1.200       0.000
1.000       1.000       13.72       0.000       0.000     DI1_164_167_L_0
   8 D   3.591      9.5412E-05   6.400       17.95       22.40       19.72           UL-RL  3.6147E+04  -1.400       0.000
1.000       1.000       17.95       0.000       0.000     DI1_164_167_L_0
   9 D   3.921      9.1120E-05   9.600       19.60       25.60       21.27           UL-RL  3.6147E+04  -1.600       0.000
1.000       1.000       19.60       0.000       0.000     DI1_164_167_L_0
  10 D   4.221      8.6898E-05   12.80       21.10       28.80       22.76           UL-RL  3.6147E+04  -1.800       0.000
1.000       1.000       21.10       0.000       0.000     DI1_164_167_L_0
  11 D   4.503      8.2761E-05   16.00       22.52       32.00       24.21           UL-RL  3.6147E+04  -2.000       0.000
1.000       1.000       22.52       0.000       0.000     DI1_164_167_L_0
  12 D   4.777      7.8720E-05   19.20       23.88       35.20       25.64           UL-RL  3.6147E+04  -2.200       0.000
1.000       1.000       23.88       0.000       0.000     DI1_164_167_L_0
  13 D   5.045      7.4783E-05   22.40       25.22       38.40       27.06           UL-RL  3.6147E+04  -2.400       0.000
1.000       1.000       25.22       0.000       0.000     DI1_164_167_L_0
  14 D   5.310      7.0959E-05   25.60       26.55       41.60       28.47           UL-RL  3.6147E+04  -2.600       0.000
1.000       1.000       26.55       0.000       0.000     DI1_164_167_L_0
  15 D   5.574      6.7253E-05   28.80       27.87       44.80       29.88           UL-RL  3.6147E+04  -2.800       0.000
1.000       1.000       27.87       0.000       0.000     DI1_164_167_L_0
  16 D   5.838      6.3672E-05   32.00       29.19       48.00       31.29           UL-RL  3.6147E+04  -3.000       0.000
1.000       1.000       29.19       0.000       0.000     DI1_164_167_L_0
  17 D   6.103      6.0218E-05   35.20       30.51       51.20       32.71           UL-RL  3.6147E+04  -3.200       0.000
1.000       1.000       30.51       0.000       0.000     DI1_164_167_L_0
  18 D   6.369      5.6895E-05   38.40       31.84       54.40       34.14           UL-RL  3.6147E+04  -3.400       0.000
1.000       1.000       31.84       0.000       0.000     DI1_164_167_L_0
  19 D   6.637      5.3706E-05   41.60       33.18       57.60       35.57           UL-RL  3.6147E+04  -3.600       0.000
1.000       1.000       33.18       0.000       0.000     DI1_164_167_L_0
  20 D   6.907      5.0653E-05   44.80       34.53       60.80       37.01           UL-RL  3.6147E+04  -3.800       0.000
1.000       1.000       34.53       0.000       0.000     DI1_164_167_L_0
  21 D   7.179      4.7736E-05   48.00       35.89       64.00       38.46           UL-RL  3.6147E+04  -4.000       0.000
1.000       1.000       35.89       0.000       0.000     DI1_164_167_L_0
  22 D   7.453      4.4958E-05   51.20       37.26       67.20       39.91           UL-RL  3.6147E+04  -4.200       0.000
1.000       1.000       37.26       0.000       0.000     DI1_164_167_L_0
  23 D   7.729      4.2320E-05   54.40       38.65       70.40       41.37           UL-RL  3.6147E+04  -4.400       0.000
1.000       1.000       38.65       0.000       0.000     DI1_164_167_L_0
  24 D   8.008      3.9823E-05   57.60       40.04       73.60       42.84           UL-RL  3.6147E+04  -4.600       0.000
1.000       1.000       40.04       0.000       0.000     DI1_164_167_L_0
```

25 D	8.289	3.7470E-05	60.80	41.44	76.80	44.32	UL-RL	3.6147E+04	-4.800	0.000	
1.000	1.000	41.44	0.000	0.000	DI1_164_167_L_0						
26 D	8.860	3.5262E-05	64.00	44.30	80.00	45.81	UL-RL	7.7052E+04	-5.000	0.000	
1.000	1.000	44.30	0.000	0.000	DI2_165_168_L_0						
27 D	9.129	3.3201E-05	67.20	45.64	83.20	47.30	UL-RL	7.7052E+04	-5.200	0.000	
1.000	1.000	45.64	0.000	0.000	DI2_165_168_L_0						
28 D	9.400	3.1289E-05	70.40	47.00	86.40	48.79	UL-RL	7.7052E+04	-5.400	0.000	
1.000	1.000	47.00	0.000	0.000	DI2_165_168_L_0						
29 D	9.675	2.9525E-05	73.60	48.38	89.60	50.30	UL-RL	7.7052E+04	-5.600	0.000	
1.000	1.000	48.38	0.000	0.000	DI2_165_168_L_0						
30 D	9.953	2.7905E-05	76.80	49.77	92.80	51.80	UL-RL	7.7052E+04	-5.800	0.000	
1.000	1.000	49.77	0.000	0.000	DI2_165_168_L_0						
31 D	10.23	2.6427E-05	80.00	51.17	96.00	53.32	UL-RL	7.7052E+04	-6.000	0.000	
1.000	1.000	51.17	0.000	0.000	DI2_165_168_L_0						
32 D	10.52	2.5086E-05	83.20	52.59	99.20	54.83	UL-RL	7.7052E+04	-6.200	0.000	
1.000	1.000	52.59	0.000	0.000	DI2_165_168_L_0						
33 D	10.80	2.3875E-05	86.40	54.02	102.4	56.35	UL-RL	7.7052E+04	-6.400	0.000	
1.000	1.000	54.02	0.000	0.000	DI2_165_168_L_0						
34 D	11.09	2.2789E-05	89.60	55.47	105.6	57.88	UL-RL	7.7052E+04	-6.600	0.000	
1.000	1.000	55.47	0.000	0.000	DI2_165_168_L_0						
35 D	11.39	2.1821E-05	92.80	56.93	108.8	59.41	UL-RL	7.7052E+04	-6.800	0.000	
1.000	1.000	56.93	0.000	0.000	DI2_165_168_L_0						
36 D	11.68	2.0964E-05	96.00	58.40	112.0	60.94	UL-RL	7.7052E+04	-7.000	0.000	
1.000	1.000	58.40	0.000	0.000	DI2_165_168_L_0						
37 D	11.98	2.0210E-05	99.20	59.88	115.2	62.47	UL-RL	7.7052E+04	-7.200	0.000	
1.000	1.000	59.88	0.000	0.000	DI2_165_168_L_0						
38 D	12.27	1.9551E-05	102.4	61.37	118.4	64.01	UL-RL	7.7052E+04	-7.400	0.000	
1.000	1.000	61.37	0.000	0.000	DI2_165_168_L_0						
39 D	12.57	1.8981E-05	105.6	62.87	121.6	65.55	UL-RL	7.7052E+04	-7.600	0.000	
1.000	1.000	62.87	0.000	0.000	DI2_165_168_L_0						
40 D	12.88	1.8491E-05	108.8	64.38	124.8	67.09	UL-RL	7.7052E+04	-7.800	0.000	
1.000	1.000	64.38	0.000	0.000	DI2_165_168_L_0						
41 D	13.18	1.8075E-05	112.0	65.89	128.0	68.64	UL-RL	7.7052E+04	-8.000	0.000	
1.000	1.000	65.89	0.000	0.000	DI2_165_168_L_0						
42 D	13.48	1.7724E-05	115.2	67.42	131.2	70.18	UL-RL	7.7052E+04	-8.200	0.000	
1.000	1.000	67.42	0.000	0.000	DI2_165_168_L_0						
43 D	13.79	1.7432E-05	118.4	68.94	134.4	71.73	UL-RL	7.7052E+04	-8.400	0.000	
1.000	1.000	68.94	0.000	0.000	DI2_165_168_L_0						
44 D	14.10	1.7193E-05	121.6	70.48	137.6	73.28	UL-RL	7.7052E+04	-8.600	0.000	
1.000	1.000	70.48	0.000	0.000	DI2_165_168_L_0						
45 D	14.40	1.6999E-05	124.8	72.02	140.8	74.83	UL-RL	7.7052E+04	-8.800	0.000	
1.000	1.000	72.02	0.000	0.000	DI2_165_168_L_0						
46 D	14.71	1.6845E-05	128.0	73.56	144.0	76.38	UL-RL	7.7052E+04	-9.000	0.000	
1.000	1.000	73.56	0.000	0.000	DI2_165_168_L_0						
47 D	15.02	1.6725E-05	131.2	75.10	147.2	77.93	UL-RL	7.7052E+04	-9.200	0.000	
1.000	1.000	75.10	0.000	0.000	DI2_165_168_L_0						
48 D	15.33	1.6635E-05	134.4	76.65	150.4	79.48	UL-RL	7.7052E+04	-9.400	0.000	
1.000	1.000	76.65	0.000	0.000	DI2_165_168_L_0						
49 D	15.64	1.6569E-05	137.6	78.21	153.6	81.04	UL-RL	7.7052E+04	-9.600	0.000	
1.000	1.000	78.21	0.000	0.000	DI2_165_168_L_0						
50 D	15.95	1.6522E-05	140.8	79.76	156.8	82.59	UL-RL	7.7052E+04	-9.800	0.000	
1.000	1.000	79.76	0.000	0.000	DI2_165_168_L_0						
51 D	16.26	1.6492E-05	144.0	81.32	160.0	84.15	UL-RL	7.7052E+04	-10.00	0.000	
1.000	1.000	81.32	0.000	0.000	DI2_165_168_L_0						
52 D	16.57	1.6473E-05	147.2	82.87	163.2	85.71	UL-RL	7.7052E+04	-10.20	0.000	
1.000	1.000	82.87	0.000	0.000	DI2_165_168_L_0						
53 D	16.89	1.6464E-05	150.4	84.43	166.4	87.27	UL-RL	7.7052E+04	-10.40	0.000	
1.000	1.000	84.43	0.000	0.000	DI2_165_168_L_0						
54 D	17.20	1.6462E-05	153.6	85.99	169.6	88.82	UL-RL	7.7052E+04	-10.60	0.000	
1.000	1.000	85.99	0.000	0.000	DI2_165_168_L_0						
55 D	17.51	1.6464E-05	156.8	87.55	172.8	90.38	UL-RL	7.7052E+04	-10.80	0.000	
1.000	1.000	87.55	0.000	0.000	DI2_165_168_L_0						
56 D	17.82	1.6469E-05	160.0	89.12	176.0	91.94	UL-RL	7.7052E+04	-11.00	0.000	
1.000	1.000	89.12	0.000	0.000	DI2_165_168_L_0						
57 D	18.14	1.6476E-05	163.2	90.68	179.2	93.50	UL-RL	7.7052E+04	-11.20	0.000	
1.000	1.000	90.68	0.000	0.000	DI2_165_168_L_0						
58 D	13.84	1.6482E-05	166.4	92.24	182.4	95.06	UL-RL	7.7052E+04	-11.40	0.000	
1.000	1.000	92.24	0.000	0.000	DI2_165_168_L_0						
59 D	4.651	1.6486E-05	168.0	93.02	184.0	95.84	UL-RL	7.7052E+04	-11.50	0.000	
1.000	1.000	93.02	0.000	0.000	DI2_165_168_L_0						

```
+-------------------------------------------------------------------------------------------------------------------------+
|                   PARATIEPLUS(TM)   NLS ENGINE RELEASE  2018.0    FULL VERSION  *Build date:Nov 13, 2017*              |
|                                                                                                                         |
|                                      NewProject.BaseDesignSection_28.Nominal_63                                         |
|                                   Exe Time : 4 September 2018 18:05:29                                                  |
+-------------------------------------------------------------------------------------------------------------------------+
New Project


S T R E S S   R E S U L T S   F O R   G R O U P   N O.   3

WallElement_33                                                :
ELEMENT TYPE    2 NO.OF ELEMENTS. IN THIS GROUP   58
C U R R E N T   T I M E   I S     2.0000

 WALL2D ELEMENT

   EL      TA          TB          MA          MB
-------------------------------------------------------
    1 1.41504E-03-1.41504E-03 3.52429E-12 2.83008E-04
    2 0.22016    -0.22016    -2.83008E-04 4.43141E-02
    3 0.71035    -0.71035    -4.43141E-02 0.18638
    4  1.8315     -1.8315    -0.18638     0.55268
    5  3.4881     -3.4881    -0.55268      1.2503
    6  5.6070     -5.6070     -1.2503      2.3717
    7  5.3933     -5.3933     -2.3717      3.4503
    8  4.7115     -4.7115     -3.4503      4.3926
    9  4.0570     -4.0570     -4.3926      5.2040
   10  3.4464     -3.4464     -5.2040      5.8933
   11  2.8879     -2.8879     -5.8933      6.4709
   12  2.3854     -2.3854     -6.4709      6.9480
   13  1.9410     -1.9410     -6.9480      7.3362
   14  1.5551     -1.5551     -7.3362      7.6472
   15  1.2277     -1.2277     -7.6472      7.8928
   16 0.95770    -0.95770     -7.8928      8.0843
   17 0.74407    -0.74407     -8.0843      8.2331
   18 0.58525    -0.58525     -8.2331      8.3502
   19 0.47953    -0.47953     -8.3502      8.4461
   20 0.42501    -0.42501     -8.4461      8.5311
   21 0.41967    -0.41967     -8.5311      8.6150
   22 0.46142    -0.46142     -8.6150      8.7073
   23 0.54804    -0.54804     -8.7073      8.8169
   24 0.67725    -0.67725     -8.8169      8.9523
   25 0.84670    -0.84670     -8.9523      9.1217
   26 0.22625    -0.22625     -9.1217      9.1669
   27-0.31051     0.31051     -9.1669      9.1048
   28-0.76957     0.76957     -9.1048      8.9509
   29 -1.1569      1.1569     -8.9509      8.7195
   30 -1.4785      1.4785     -8.7195      8.4238
   31 -1.7401      1.7401     -8.4238      8.0758
   32 -1.9471      1.9471     -8.0758      7.6864
   33 -2.1051      2.1051     -7.6864      7.2654
   34 -2.2191      2.2191     -7.2654      6.8215
   35 -2.2940      2.2940     -6.8215      6.3627
   36 -2.3341      2.3341     -6.3627      5.8959
   37 -2.3439      2.3439     -5.8959      5.4271
   38 -2.3272      2.3272     -5.4271      4.9617
   39 -2.2876      2.2876     -4.9617      4.5042
   40 -2.2284      2.2284     -4.5042      4.0585
   41 -2.1527      2.1527     -4.0585      3.6279
   42 -2.0631      2.0631     -3.6279      3.2153
   43 -1.9620      1.9620     -3.2153      2.8229
   44 -1.8516      1.8516     -2.8229      2.4526
   45 -1.7337      1.7337     -2.4526      2.1058
   46 -1.6101      1.6101     -2.1058      1.7838
   47 -1.4820      1.4820     -1.7838      1.4874
   48 -1.3506      1.3506     -1.4874      1.2173
   49 -1.2170      1.2170     -1.2173     0.97392
   50 -1.0819      1.0819    -0.97392     0.75753
   51-0.94606     0.94606    -0.75753     0.56832
   52-0.80985     0.80985    -0.56832     0.40635
```

```
53-0.67369     0.67369    -0.40635     0.27161
54-0.53784     0.53784    -0.27161     0.16405
55-0.40246     0.40246    -0.16405     8.35564E-02
56-0.26765     0.26765    -8.35564E-02 3.00257E-02
57-0.13347     0.13347    -3.00257E-02 3.33126E-03
58-3.33093E-02 3.33093E-02-3.33126E-03 7.17648E-13
```

```
+-------------------------------------------------------------------------------------------------------------------------+
|                   PARATIEPLUS(TM)   NLS ENGINE RELEASE  2018.0    FULL VERSION  *Build date:Nov 13, 2017*              |
|                                                                                                                         |
|                                      NewProject.BaseDesignSection_28.Nominal_63                                         |
|                                   Exe Time : 4 September 2018 18:05:29                                                  |
+-------------------------------------------------------------------------------------------------------------------------+
New Project


S T R E S S    R E S U L T S    F O R    G R O U P    N O.    4

Tieback_175                                                 :
ELEMENT TYPE    6 NO.OF ELEMENTS. IN THIS GROUP    1
C U R R E N T    T I M E    I S      2.0000

 POST-TENSION 2D-BOUNDARY ELEMENT

         EL    FORCE          d0          EDISPL     pl. eps          K     -ve limit   +ve limit
-----------------------------------------------------------------------------------------------------

***** NO ONE ELEMENT ACTIVE AT CURRENT STEP *****

ITER     0 RNORM = 0.000     RMNORM= 0.000
           RINORM=0.2860E+05 RIMNOR= 3876.
           RENORM=0.1439E+05 REMNOR=0.1391E-21 RATIO =0.7092     TOLER =0.1000E-03  NOT CONVERGED
           RFMAX = 119.9     RMMAX = 9.167
           RTSMAL=0.1000E-02 RMSMAL=0.1000E-04
           RDT   =0.2860E+05 RDR   = 3876.
           RATIOT=0.7092     RATIOR= 0.000
           MAX UN=0.8571E-10 IEQ=     9 NODE      5 DOF   1  Y-DISPL.F
           MIN UN=-119.9     IEQ=     1 NODE      1 DOF   1  Y-DISPL.F
           NO. OF CONTACT CONSTRAINT VIOLATIONS     0


ITER     2 RNORM = 0.000     RMNORM= 0.000
           RINORM=0.2860E+05 RIMNOR= 3876.
           RENORM= 161.8     REMNOR=0.2186E-19 RATIO =0.7521E-01 TOLER =0.1000E-03  NOT CONVERGED
           RFMAX = 119.9     RMMAX = 9.167
           RTSMAL=0.1000E-02 RMSMAL=0.1000E-04
           RDT   =0.2860E+05 RDR   = 3876.
           RATIOT=0.7521E-01 RATIOR= 0.000
           MAX UN=0.3503E-01 IEQ=    75 NODE     38 DOF   1  Y-DISPL.F
           MIN UN=-7.025     IEQ=     3 NODE      2 DOF   1  Y-DISPL.F
           NO. OF CONTACT CONSTRAINT VIOLATIONS     0


ITER     3 RNORM = 0.000     RMNORM= 0.000
           RINORM=0.2860E+05 RIMNOR= 3876.
           RENORM= 11.97     REMNOR=0.2225E-19 RATIO =0.2045E-01 TOLER =0.1000E-03  NOT CONVERGED
           RFMAX = 119.9     RMMAX = 9.167
           RTSMAL=0.1000E-02 RMSMAL=0.1000E-04
           RDT   =0.2860E+05 RDR   = 3876.
           RATIOT=0.2045E-01 RATIOR= 0.000
           MAX UN=0.7856E-01 IEQ=    87 NODE     44 DOF   1  Y-DISPL.F
           MIN UN=-2.665     IEQ=     5 NODE      3 DOF   1  Y-DISPL.F
           NO. OF CONTACT CONSTRAINT VIOLATIONS     0


ITER     4 RNORM = 0.000     RMNORM= 0.000
           RINORM=0.2860E+05 RIMNOR= 3876.
           RENORM=0.2498E-03 REMNOR=0.7776E-20 RATIO =0.9346E-04 TOLER =0.1000E-03      CONVERGED !
           RFMAX = 119.9     RMMAX = 9.167
           RTSMAL=0.1000E-02 RMSMAL=0.1000E-04
           RDT   =0.2860E+05 RDR   = 3876.
           RATIOT=0.9346E-04 RATIOR= 0.000
           MAX UN=0.1464E-01 IEQ=    99 NODE     50 DOF   1  Y-DISPL.F
           MIN UN=-.3992E-09 IEQ=    21 NODE     11 DOF   1  Y-DISPL.F
           NO. OF CONTACT CONSTRAINT VIOLATIONS     0
```

```
+-------------------------------------------------------------------------------------------------------------------------+
|                   PARATIEPLUS(TM)   NLS ENGINE RELEASE  2018.0    FULL VERSION  *Build date:Nov 13, 2017*              |
|                                                                                                                         |
|                                      NewProject.BaseDesignSection_28.Nominal_63                                         |
|                                  Exe Time : 4 September 2018 18:05:29                                                   |
+-------------------------------------------------------------------------------------------------------------------------+
New Project
SOLUTION REACHED USING     4 ITERATIONS ON   40

P R I N T   O U T   F O R   T I M E   S T E P    3     ( AT TIME   3.000     )

PRINT OUT OF ACTIVE COMPONENTS (FIXED NODES ARE NOT PRINTED OUT)

          Y-DISPL.F        X-ROT. F
            (02)             (04)           (
    1  -1.3968938E-03   3.9399437E-04
    2  -1.3181598E-03   3.9302119E-04
    3  -1.2398132E-03   3.9012981E-04
    4  -1.1622300E-03   3.8540581E-04
    5  -1.0857637E-03   3.7898953E-04
    6  -1.0107360E-03   3.7104665E-04
    7  -9.3743581E-04   3.6174184E-04
    8  -8.6611931E-04   3.5123620E-04
    9  -7.9701103E-04   3.3968505E-04
   10  -7.3030503E-04   3.2723776E-04
   11  -6.6616611E-04   3.1403768E-04
   12  -6.0473098E-04   3.0022231E-04
   13  -5.4610942E-04   2.8592343E-04
   14  -4.9038542E-04   2.7126737E-04
   15  -4.3761820E-04   2.5637533E-04
   16  -3.8784327E-04   2.4136358E-04
   17  -3.4107331E-04   2.2634024E-04
   18  -2.9730122E-04   2.1140255E-04
   19  -2.5650080E-04   1.9663717E-04
   20  -2.1862974E-04   1.8212110E-04
   21  -1.8363138E-04   1.6792245E-04
   22  -1.5143580E-04   1.5410073E-04
   23  -1.2196248E-04   1.4070800E-04
   24  -9.5121011E-05   1.2778917E-04
   25  -7.0812655E-05   1.1538273E-04
   26  -4.8931586E-05   1.0352128E-04
   27  -2.9365608E-05   9.2239278E-05
   28  -1.1995095E-05   8.1570460E-05
   29   3.3050802E-06   7.1539206E-05
   30   1.6664132E-05   6.2161127E-05
   31   2.8213534E-05   5.3443100E-05
   32   3.8085228E-05   4.5383621E-05
   33   4.6410244E-05   3.7973819E-05
   34   5.3317074E-05   3.1198794E-05
   35   5.8930747E-05   2.5038558E-05
   36   6.3371883E-05   1.9469117E-05
   37   6.6755962E-05   1.4463427E-05
   38   6.9192860E-05   9.9920894E-06
   39   7.0786353E-05   6.0240829E-06
   40   7.1633900E-05   2.5271814E-06
   41   7.1826436E-05  -5.3155789E-07
   42   7.1448271E-05  -3.1853873E-06
   43   7.0577061E-05  -5.4675124E-06
   44   6.9283856E-05  -7.4107832E-06
   45   6.7633199E-05  -9.0474202E-06
   46   6.5683245E-05  -1.0408820E-05
   47   6.3485998E-05  -1.1525313E-05
   48   6.1087504E-05  -1.2426044E-05
   49   5.8528111E-05  -1.3138824E-05
   50   5.5842759E-05  -1.3690033E-05
   51   5.3061217E-05  -1.4104656E-05
   52   5.0208371E-05  -1.4406085E-05
   53   4.7304972E-05  -1.4615794E-05
   54   4.4367007E-05  -1.4753374E-05
   55   4.1407258E-05  -1.4836412E-05
   56   3.8435037E-05  -1.4880526E-05
```

```
57   3.5456734E-05  -1.4899339E-05
58   3.2476213E-05  -1.4904475E-05
59   3.0985601E-05  -1.4904713E-05
```

```
+-------------------------------------------------------------------------------------------------------------------------------+
|                   PARATIEPLUS(TM)   NLS ENGINE RELEASE  2018.0    FULL VERSION  *Build date:Nov 13, 2017*                    |
|                                                                                                                               |
|                                      NewProject.BaseDesignSection_28.Nominal_63                                               |
|                                   Exe Time : 4 September 2018 18:05:29                                                        |
+-------------------------------------------------------------------------------------------------------------------------------+
New Project


S T R E S S   R E S U L T S   F O R   G R O U P   N O.   1

0_L                                                          :
ELEMENT TYPE    5 NO.OF ELEMENTS. IN THIS GROUP   59
C U R R E N T   T I M E   I S      3.0000

 HARDENING 2D SOIL ELEMENT

 ****** TOTAL STRESS FORMULATION *****

  EL *   FORCE     DISPL-Y  VERTICAL-P  HORIZON.-P     MAX-V-P     MAX-H-P           STATE   STIFFNESS Z-LEVEL      PORE
E FACTOR    UFACTOR       Peq           Su_a         Su_p     LAYER
 ------------------------------------------------------------------------------------------------------------------------------
-------------------------------------------------------------------------------------------
   1 D  2.2462E-02  1.3969E-03  4.2494E-02  0.2246      4.2494E-02   1.633         PASSIVE   0.000       0.000       0.000
1.000       1.000      0.2246       0.000       0.000     DI1_164_167_L_0
   2 D   3.472      1.3182E-03   3.284       17.36       3.284       17.36         PASSIVE   0.000     -0.2000       0.000
1.000       1.000       17.36       0.000       0.000     DI1_164_167_L_0
   3 D   7.072      1.2398E-03   6.689       35.36       6.689       35.36         PASSIVE   0.000     -0.4000       0.000
1.000       1.000       35.36       0.000       0.000     DI1_164_167_L_0
   4 D   10.22      1.1622E-03   10.30       51.12       10.30       51.12           V-C  3.3888E+04 -0.6000       0.000
1.000       1.000       51.12       0.000       0.000     DI1_164_167_L_0
   5 D   10.19      1.0858E-03   14.07       50.96       14.07       50.96           V-C  3.3888E+04 -0.8000       0.000
1.000       1.000       50.96       0.000       0.000     DI1_164_167_L_0
   6 D   10.10      1.0107E-03   17.90       50.49       17.90       50.49           V-C  3.3888E+04  -1.000       0.000
1.000       1.000       50.49       0.000       0.000     DI1_164_167_L_0
   7 D   9.966      9.3744E-04   21.73       49.83       21.73       49.83           V-C  3.3888E+04  -1.200       0.000
1.000       1.000       49.83       0.000       0.000     DI1_164_167_L_0
   8 D   9.814      8.6612E-04   25.59       49.07       25.59       49.07           V-C  3.3888E+04  -1.400       0.000
1.000       1.000       49.07       0.000       0.000     DI1_164_167_L_0
   9 D   9.656      7.9701E-04   29.87       48.28       29.87       48.28           V-C  3.3888E+04  -1.600       0.000
1.000       1.000       48.28       0.000       0.000     DI1_164_167_L_0
  10 D   9.502      7.3031E-04   33.96       47.51       33.96       47.51           V-C  3.3888E+04  -1.800       0.000
1.000       1.000       47.51       0.000       0.000     DI1_164_167_L_0
  11 D   9.357      6.6617E-04   37.91       46.79       37.91       46.79           V-C  3.3888E+04  -2.000       0.000
1.000       1.000       46.79       0.000       0.000     DI1_164_167_L_0
  12 D   9.227      6.0473E-04   41.75       46.13       41.75       46.13           V-C  3.3888E+04  -2.200       0.000
1.000       1.000       46.13       0.000       0.000     DI1_164_167_L_0
  13 D   9.112      5.4611E-04   45.50       45.56       45.50       45.56           V-C  3.3888E+04  -2.400       0.000
1.000       1.000       45.56       0.000       0.000     DI1_164_167_L_0
  14 D   9.017      4.9039E-04   49.18       45.08       49.18       45.08           V-C  3.3888E+04  -2.600       0.000
1.000       1.000       45.08       0.000       0.000     DI1_164_167_L_0
  15 D   8.941      4.3762E-04   52.81       44.71       52.81       44.71           V-C  3.3888E+04  -2.800       0.000
1.000       1.000       44.71       0.000       0.000     DI1_164_167_L_0
  16 D   8.887      3.8784E-04   56.40       44.43       56.40       44.43           V-C  3.3888E+04  -3.000       0.000
1.000       1.000       44.43       0.000       0.000     DI1_164_167_L_0
  17 D   8.854      3.4107E-04   60.10       44.27       60.10       44.27           V-C  3.3888E+04  -3.200       0.000
1.000       1.000       44.27       0.000       0.000     DI1_164_167_L_0
  18 D   8.842      2.9730E-04   63.60       44.21       63.60       44.21           V-C  3.3888E+04  -3.400       0.000
1.000       1.000       44.21       0.000       0.000     DI1_164_167_L_0
  19 D   8.852      2.5650E-04   67.08       44.26       67.08       44.26           V-C  3.3888E+04  -3.600       0.000
1.000       1.000       44.26       0.000       0.000     DI1_164_167_L_0
  20 D   8.883      2.1863E-04   70.54       44.42       70.54       44.42           V-C  3.3888E+04  -3.800       0.000
1.000       1.000       44.42       0.000       0.000     DI1_164_167_L_0
  21 D   8.936      1.8363E-04   73.85       44.68       73.85       44.68           V-C  3.3888E+04  -4.000       0.000
1.000       1.000       44.68       0.000       0.000     DI1_164_167_L_0
  22 D   9.009      1.5144E-04   77.28       45.04       77.28       45.04           V-C  3.3888E+04  -4.200       0.000
1.000       1.000       45.04       0.000       0.000     DI1_164_167_L_0
  23 D   9.101      1.2196E-04   80.69       45.51       80.69       45.51           V-C  3.3888E+04  -4.400       0.000
1.000       1.000       45.51       0.000       0.000     DI1_164_167_L_0
  24 D   9.214      9.5121E-05   84.09       46.07       84.09       46.07           V-C  3.3888E+04  -4.600       0.000
1.000       1.000       46.07       0.000       0.000     DI1_164_167_L_0
```

25 D	9.344	7.0813E-05	87.48	46.72	87.48	46.72	V-C	3.3888E+04	-4.800	0.000
1.000	1.000	46.72	0.000	0.000	DI1_164_167_L_0					
26 D	9.961	4.8932E-05	90.86	49.80	90.86	49.80	V-C	8.1679E+04	-5.000	0.000
1.000	1.000	49.80	0.000	0.000	DI2_165_168_L_0					
27 D	9.939	2.9366E-05	94.22	49.70	94.22	49.70	V-C	8.1679E+04	-5.200	0.000
1.000	1.000	49.70	0.000	0.000	DI2_165_168_L_0					
28 D	9.955	1.1995E-05	97.58	49.77	97.58	49.77	V-C	8.1679E+04	-5.400	0.000
1.000	1.000	49.77	0.000	0.000	DI2_165_168_L_0					
29 D	9.973	-3.3051E-06	100.9	49.86	100.9	50.30	UL-RL	1.3069E+05	-5.600	0.000
1.000	1.000	49.86	0.000	0.000	DI2_165_168_L_0					
30 D	9.925	-1.6664E-05	104.3	49.63	104.3	51.80	UL-RL	1.3069E+05	-5.800	0.000
1.000	1.000	49.63	0.000	0.000	DI2_165_168_L_0					
31 D	9.926	-2.8214E-05	107.6	49.63	107.6	53.32	UL-RL	1.3069E+05	-6.000	0.000
1.000	1.000	49.63	0.000	0.000	DI2_165_168_L_0					
32 D	9.971	-3.8085E-05	110.6	49.86	110.6	54.83	UL-RL	1.3069E+05	-6.200	0.000
1.000	1.000	49.86	0.000	0.000	DI2_165_168_L_0					
33 D	10.06	-4.6410E-05	113.7	50.29	113.7	56.35	UL-RL	1.3069E+05	-6.400	0.000
1.000	1.000	50.29	0.000	0.000	DI2_165_168_L_0					
34 D	10.18	-5.3317E-05	116.7	50.91	116.7	57.88	UL-RL	1.3069E+05	-6.600	0.000
1.000	1.000	50.91	0.000	0.000	DI2_165_168_L_0					
35 D	10.34	-5.8931E-05	119.7	51.71	119.7	59.41	UL-RL	1.3069E+05	-6.800	0.000
1.000	1.000	51.71	0.000	0.000	DI2_165_168_L_0					
36 D	10.53	-6.3372E-05	122.8	52.66	122.8	60.94	UL-RL	1.3069E+05	-7.000	0.000
1.000	1.000	52.66	0.000	0.000	DI2_165_168_L_0					
37 D	10.75	-6.6756E-05	125.8	53.75	125.8	62.47	UL-RL	1.3069E+05	-7.200	0.000
1.000	1.000	53.75	0.000	0.000	DI2_165_168_L_0					
38 D	10.99	-6.9193E-05	128.9	54.97	128.9	64.01	UL-RL	1.3069E+05	-7.400	0.000
1.000	1.000	54.97	0.000	0.000	DI2_165_168_L_0					
39 D	11.26	-7.0786E-05	132.0	56.30	132.0	65.55	UL-RL	1.3069E+05	-7.600	0.000
1.000	1.000	56.30	0.000	0.000	DI2_165_168_L_0					
40 D	11.55	-7.1634E-05	135.0	57.73	135.0	67.09	UL-RL	1.3069E+05	-7.800	0.000
1.000	1.000	57.73	0.000	0.000	DI2_165_168_L_0					
41 D	11.85	-7.1826E-05	138.1	59.25	138.1	68.64	UL-RL	1.3069E+05	-8.000	0.000
1.000	1.000	59.25	0.000	0.000	DI2_165_168_L_0					
42 D	12.17	-7.1448E-05	141.2	60.84	141.2	70.18	UL-RL	1.3069E+05	-8.200	0.000
1.000	1.000	60.84	0.000	0.000	DI2_165_168_L_0					
43 D	12.50	-7.0577E-05	144.3	62.50	144.3	71.73	UL-RL	1.3069E+05	-8.400	0.000
1.000	1.000	62.50	0.000	0.000	DI2_165_168_L_0					
44 D	12.84	-6.9284E-05	147.4	64.22	147.4	73.28	UL-RL	1.3069E+05	-8.600	0.000
1.000	1.000	64.22	0.000	0.000	DI2_165_168_L_0					
45 D	13.20	-6.7633E-05	150.5	65.99	150.5	74.83	UL-RL	1.3069E+05	-8.800	0.000
1.000	1.000	65.99	0.000	0.000	DI2_165_168_L_0					
46 D	13.56	-6.5683E-05	153.6	67.79	153.6	76.38	UL-RL	1.3069E+05	-9.000	0.000
1.000	1.000	67.79	0.000	0.000	DI2_165_168_L_0					
47 D	13.93	-6.3486E-05	156.7	69.63	156.7	77.93	UL-RL	1.3069E+05	-9.200	0.000
1.000	1.000	69.63	0.000	0.000	DI2_165_168_L_0					
48 D	14.30	-6.1088E-05	159.8	71.50	159.8	79.48	UL-RL	1.3069E+05	-9.400	0.000
1.000	1.000	71.50	0.000	0.000	DI2_165_168_L_0					
49 D	14.68	-5.8528E-05	163.0	73.39	163.0	81.04	UL-RL	1.3069E+05	-9.600	0.000
1.000	1.000	73.39	0.000	0.000	DI2_165_168_L_0					
50 D	15.06	-5.5843E-05	166.1	75.30	166.1	82.59	UL-RL	1.3069E+05	-9.800	0.000
1.000	1.000	75.30	0.000	0.000	DI2_165_168_L_0					
51 D	15.44	-5.3061E-05	169.2	77.22	169.2	84.15	UL-RL	1.3069E+05	-10.00	0.000
1.000	1.000	77.22	0.000	0.000	DI2_165_168_L_0					
52 D	15.83	-5.0208E-05	172.3	79.15	172.3	85.71	UL-RL	1.3069E+05	-10.20	0.000
1.000	1.000	79.15	0.000	0.000	DI2_165_168_L_0					
53 D	16.22	-4.7305E-05	175.5	81.08	175.5	87.27	UL-RL	1.3069E+05	-10.40	0.000
1.000	1.000	81.08	0.000	0.000	DI2_165_168_L_0					
54 D	16.61	-4.4367E-05	178.6	83.03	178.6	88.82	UL-RL	1.3069E+05	-10.60	0.000
1.000	1.000	83.03	0.000	0.000	DI2_165_168_L_0					
55 D	16.99	-4.1407E-05	181.8	84.97	181.8	90.38	UL-RL	1.3069E+05	-10.80	0.000
1.000	1.000	84.97	0.000	0.000	DI2_165_168_L_0					
56 D	17.38	-3.8435E-05	184.9	86.92	184.9	91.94	UL-RL	1.3069E+05	-11.00	0.000
1.000	1.000	86.92	0.000	0.000	DI2_165_168_L_0					
57 D	17.77	-3.5457E-05	188.0	88.87	188.0	93.50	UL-RL	1.3069E+05	-11.20	0.000
1.000	1.000	88.87	0.000	0.000	DI2_165_168_L_0					
58 D	13.62	-3.2476E-05	191.2	90.82	191.2	95.06	UL-RL	1.3069E+05	-11.40	0.000
1.000	1.000	90.82	0.000	0.000	DI2_165_168_L_0					
59 D	4.590	-3.0986E-05	192.8	91.79	192.8	95.84	UL-RL	1.3069E+05	-11.50	0.000
1.000	1.000	91.79	0.000	0.000	DI2_165_168_L_0					

```
+-------------------------------------------------------------------------------------------------------------------------------+
|                   PARATIEPLUS(TM)   NLS ENGINE RELEASE  2018.0    FULL VERSION  *Build date:Nov 13, 2017*                    |
|                                                                                                                               |
|                                      NewProject.BaseDesignSection_28.Nominal_63                                               |
|                                   Exe Time : 4 September 2018 18:05:29                                                        |
+-------------------------------------------------------------------------------------------------------------------------------+
New Project


S T R E S S   R E S U L T S   F O R   G R O U P   N O.   2

0_R                                                          :
ELEMENT TYPE    5 NO.OF ELEMENTS. IN THIS GROUP   59
C U R R E N T   T I M E   I S      3.0000

 HARDENING 2D SOIL ELEMENT

 ****** TOTAL STRESS FORMULATION *****

  EL *   FORCE     DISPL-Y  VERTICAL-P  HORIZON.-P     MAX-V-P     MAX-H-P           STATE   STIFFNESS Z-LEVEL      PORE
E FACTOR    UFACTOR       Peq           Su_a         Su_p     LAYER
 ------------------------------------------------------------------------------------------------------------------------------
-------------------------------------------------------------------------------------------
   1     0.000         --          --          --          --          --          REMOVED     --        0.000       0.000
1.000       1.000       0.000       0.000       0.000     not available
   2     0.000         --          --          --          --          --          REMOVED     --      -0.2000       0.000
1.000       1.000       0.000       0.000       0.000     not available
   3     0.000         --          --          --          --          --          REMOVED     --      -0.4000       0.000
1.000       1.000       0.000       0.000       0.000     not available
   4     0.000         --          --          --          --          --          REMOVED     --      -0.6000       0.000
1.000       1.000       0.000       0.000       0.000     not available
   5     0.000         --          --          --          --          --          REMOVED     --      -0.8000       0.000
1.000       1.000       0.000       0.000       0.000     not available
   6 D   0.000    -1.0107E-03   0.000       0.000       16.00       16.24          ACTIVE   0.000      -1.000       0.000
1.000       1.000       0.000       0.000       0.000     DI1_164_167_L_0
   7 D  0.2131     -9.3744E-04   3.200       1.066       19.20       18.06          ACTIVE   0.000      -1.200       0.000
1.000       1.000       1.066       0.000       0.000     DI1_164_167_L_0
   8 D  0.4262     -8.6612E-04   6.400       2.131       22.40       19.72          ACTIVE   0.000      -1.400       0.000
1.000       1.000       2.131       0.000       0.000     DI1_164_167_L_0
   9 D  0.6394     -7.9701E-04   9.600       3.197       25.60       21.27          ACTIVE   0.000      -1.600       0.000
1.000       1.000       3.197       0.000       0.000     DI1_164_167_L_0
  10 D  0.8525     -7.3031E-04   12.80       4.262       28.80       22.76          ACTIVE   0.000      -1.800       0.000
1.000       1.000       4.262       0.000       0.000     DI1_164_167_L_0
  11 D   1.066     -6.6617E-04   16.00       5.328       32.00       24.21          ACTIVE   0.000      -2.000       0.000
1.000       1.000       5.328       0.000       0.000     DI1_164_167_L_0
  12 D   1.279     -6.0473E-04   19.20       6.394       35.20       25.64          ACTIVE   0.000      -2.200       0.000
1.000       1.000       6.394       0.000       0.000     DI1_164_167_L_0
  13 D   1.492     -5.4611E-04   22.40       7.459       38.40       27.06          ACTIVE   0.000      -2.400       0.000
1.000       1.000       7.459       0.000       0.000     DI1_164_167_L_0
  14 D   1.705     -4.9039E-04   25.60       8.525       41.60       28.47          ACTIVE   0.000      -2.600       0.000
1.000       1.000       8.525       0.000       0.000     DI1_164_167_L_0
  15 D   1.924     -4.3762E-04   28.80       9.618       44.80       29.88           UL-RL  3.6147E+04  -2.800       0.000
1.000       1.000       9.618       0.000       0.000     DI1_164_167_L_0
  16 D   2.573     -3.8784E-04   32.00       12.87       48.00       31.29           UL-RL  3.6147E+04  -3.000       0.000
1.000       1.000       12.87       0.000       0.000     DI1_164_167_L_0
  17 D   3.201     -3.4107E-04   35.20       16.01       51.20       32.71           UL-RL  3.6147E+04  -3.200       0.000
1.000       1.000       16.01       0.000       0.000     DI1_164_167_L_0
  18 D   3.808     -2.9730E-04   38.40       19.04       54.40       34.14           UL-RL  3.6147E+04  -3.400       0.000
1.000       1.000       19.04       0.000       0.000     DI1_164_167_L_0
  19 D   4.394     -2.5650E-04   41.60       21.97       57.60       35.57           UL-RL  3.6147E+04  -3.600       0.000
1.000       1.000       21.97       0.000       0.000     DI1_164_167_L_0
  20 D   4.960     -2.1863E-04   44.80       24.80       60.80       37.01           UL-RL  3.6147E+04  -3.800       0.000
1.000       1.000       24.80       0.000       0.000     DI1_164_167_L_0
  21 D   5.506     -1.8363E-04   48.00       27.53       64.00       38.46           UL-RL  3.6147E+04  -4.000       0.000
1.000       1.000       27.53       0.000       0.000     DI1_164_167_L_0
  22 D   6.033     -1.5144E-04   51.20       30.17       67.20       39.91           UL-RL  3.6147E+04  -4.200       0.000
1.000       1.000       30.17       0.000       0.000     DI1_164_167_L_0
  23 D   6.542     -1.2196E-04   54.40       32.71       70.40       41.37           UL-RL  3.6147E+04  -4.400       0.000
1.000       1.000       32.71       0.000       0.000     DI1_164_167_L_0
  24 D   7.032     -9.5121E-05   57.60       35.16       73.60       42.84           UL-RL  3.6147E+04  -4.600       0.000
1.000       1.000       35.16       0.000       0.000     DI1_164_167_L_0
```

25 D	7.506	-7.0813E-05	60.80	37.53	76.80	44.32	UL-RL	3.6147E+04	-4.800	0.000	
1.000	1.000	37.53	0.000	0.000	DI1_164_167_L_0						
26 D	7.563	-4.8932E-05	64.00	37.81	80.00	45.81	UL-RL	7.7052E+04	-5.000	0.000	
1.000	1.000	37.81	0.000	0.000	DI2_165_168_L_0						
27 D	8.164	-2.9366E-05	67.20	40.82	83.20	47.30	UL-RL	7.7052E+04	-5.200	0.000	
1.000	1.000	40.82	0.000	0.000	DI2_165_168_L_0						
28 D	8.733	-1.1995E-05	70.40	43.67	86.40	48.79	UL-RL	7.7052E+04	-5.400	0.000	
1.000	1.000	43.67	0.000	0.000	DI2_165_168_L_0						
29 D	9.271	3.3051E-06	73.60	46.35	89.60	50.30	UL-RL	7.7052E+04	-5.600	0.000	
1.000	1.000	46.35	0.000	0.000	DI2_165_168_L_0						
30 D	9.780	1.6664E-05	76.80	48.90	92.80	51.80	UL-RL	7.7052E+04	-5.800	0.000	
1.000	1.000	48.90	0.000	0.000	DI2_165_168_L_0						
31 D	10.26	2.8214E-05	80.00	51.31	96.00	53.32	UL-RL	7.7052E+04	-6.000	0.000	
1.000	1.000	51.31	0.000	0.000	DI2_165_168_L_0						
32 D	10.72	3.8085E-05	83.20	53.59	99.20	54.83	UL-RL	7.7052E+04	-6.200	0.000	
1.000	1.000	53.59	0.000	0.000	DI2_165_168_L_0						
33 D	11.15	4.6410E-05	86.40	55.76	102.4	56.35	UL-RL	7.7052E+04	-6.400	0.000	
1.000	1.000	55.76	0.000	0.000	DI2_165_168_L_0						
34 D	11.55	5.3317E-05	89.60	57.75	105.6	57.99	UL-RL	7.7052E+04	-6.600	0.000	
1.000	1.000	57.75	0.000	0.000	DI2_165_168_L_0						
35 D	11.92	5.8931E-05	92.80	59.62	108.8	59.69	UL-RL	7.7052E+04	-6.800	0.000	
1.000	1.000	59.62	0.000	0.000	DI2_165_168_L_0						
36 D	12.28	6.3372E-05	96.00	61.38	112.0	61.41	UL-RL	7.7052E+04	-7.000	0.000	
1.000	1.000	61.38	0.000	0.000	DI2_165_168_L_0						
37 D	12.62	6.6756E-05	99.20	63.09	115.2	63.09	V-C	4.8158E+04	-7.200	0.000	
1.000	1.000	63.09	0.000	0.000	DI2_165_168_L_0						
38 D	12.95	6.9193E-05	102.4	64.75	118.4	64.75	V-C	4.8158E+04	-7.400	0.000	
1.000	1.000	64.75	0.000	0.000	DI2_165_168_L_0						
39 D	13.27	7.0786E-05	105.6	66.37	121.6	66.37	V-C	4.8158E+04	-7.600	0.000	
1.000	1.000	66.37	0.000	0.000	DI2_165_168_L_0						
40 D	13.59	7.1634E-05	108.8	67.96	124.8	67.96	V-C	4.8158E+04	-7.800	0.000	
1.000	1.000	67.96	0.000	0.000	DI2_165_168_L_0						
41 D	13.90	7.1826E-05	112.0	69.51	128.0	69.51	V-C	4.8158E+04	-8.000	0.000	
1.000	1.000	69.51	0.000	0.000	DI2_165_168_L_0						
42 D	14.21	7.1448E-05	115.2	71.04	131.2	71.04	V-C	4.8158E+04	-8.200	0.000	
1.000	1.000	71.04	0.000	0.000	DI2_165_168_L_0						
43 D	14.51	7.0577E-05	118.4	72.55	134.4	72.55	V-C	4.8158E+04	-8.400	0.000	
1.000	1.000	72.55	0.000	0.000	DI2_165_168_L_0						
44 D	14.81	6.9284E-05	121.6	74.04	137.6	74.04	V-C	4.8158E+04	-8.600	0.000	
1.000	1.000	74.04	0.000	0.000	DI2_165_168_L_0						
45 D	15.10	6.7633E-05	124.8	75.51	140.8	75.51	V-C	4.8158E+04	-8.800	0.000	
1.000	1.000	75.51	0.000	0.000	DI2_165_168_L_0						
46 D	15.39	6.5683E-05	128.0	76.97	144.0	76.97	V-C	4.8158E+04	-9.000	0.000	
1.000	1.000	76.97	0.000	0.000	DI2_165_168_L_0						
47 D	15.68	6.3486E-05	131.2	78.42	147.2	78.42	V-C	4.8158E+04	-9.200	0.000	
1.000	1.000	78.42	0.000	0.000	DI2_165_168_L_0						
48 D	15.97	6.1088E-05	134.4	79.86	150.4	79.86	V-C	4.8158E+04	-9.400	0.000	
1.000	1.000	79.86	0.000	0.000	DI2_165_168_L_0						
49 D	16.26	5.8528E-05	137.6	81.29	153.6	81.29	V-C	4.8158E+04	-9.600	0.000	
1.000	1.000	81.29	0.000	0.000	DI2_165_168_L_0						
50 D	16.54	5.5843E-05	140.8	82.72	156.8	82.72	V-C	4.8158E+04	-9.800	0.000	
1.000	1.000	82.72	0.000	0.000	DI2_165_168_L_0						
51 D	16.83	5.3061E-05	144.0	84.13	160.0	84.15	UL-RL	7.7052E+04	-10.00	0.000	
1.000	1.000	84.13	0.000	0.000	DI2_165_168_L_0						
52 D	17.09	5.0208E-05	147.2	85.47	163.2	85.71	UL-RL	7.7052E+04	-10.20	0.000	
1.000	1.000	85.47	0.000	0.000	DI2_165_168_L_0						
53 D	17.36	4.7305E-05	150.4	86.81	166.4	87.27	UL-RL	7.7052E+04	-10.40	0.000	
1.000	1.000	86.81	0.000	0.000	DI2_165_168_L_0						
54 D	17.63	4.4367E-05	153.6	88.14	169.6	88.82	UL-RL	7.7052E+04	-10.60	0.000	
1.000	1.000	88.14	0.000	0.000	DI2_165_168_L_0						
55 D	17.90	4.1407E-05	156.8	89.48	172.8	90.38	UL-RL	7.7052E+04	-10.80	0.000	
1.000	1.000	89.48	0.000	0.000	DI2_165_168_L_0						
56 D	18.16	3.8435E-05	160.0	90.81	176.0	91.94	UL-RL	7.7052E+04	-11.00	0.000	
1.000	1.000	90.81	0.000	0.000	DI2_165_168_L_0						
57 D	18.43	3.5457E-05	163.2	92.14	179.2	93.50	UL-RL	7.7052E+04	-11.20	0.000	
1.000	1.000	92.14	0.000	0.000	DI2_165_168_L_0						
58 D	14.02	3.2476E-05	166.4	93.47	182.4	95.06	UL-RL	7.7052E+04	-11.40	0.000	
1.000	1.000	93.47	0.000	0.000	DI2_165_168_L_0						
59 D	4.707	3.0986E-05	168.0	94.14	184.0	95.84	UL-RL	7.7052E+04	-11.50	0.000	
1.000	1.000	94.14	0.000	0.000	DI2_165_168_L_0						

```
+-------------------------------------------------------------------------------------------------------------------------+
|                   PARATIEPLUS(TM)   NLS ENGINE RELEASE  2018.0    FULL VERSION  *Build date:Nov 13, 2017*               |
|                                                                                                                         |
|                                      NewProject.BaseDesignSection_28.Nominal_63                                         |
|                                   Exe Time : 4 September 2018 18:05:29                                                  |
+-------------------------------------------------------------------------------------------------------------------------+
New Project


S T R E S S   R E S U L T S   F O R   G R O U P   N O.   3

WallElement_33                                                :
ELEMENT TYPE    2 NO.OF ELEMENTS. IN THIS GROUP   58
C U R R E N T   T I M E   I S     3.0000

 WALL2D ELEMENT

   EL      TA          TB          MA          MB
-------------------------------------------------------
    1 -119.92      119.92    -2.31921E-11 -23.984
    2 -116.45      116.45      23.984     -47.274
    3 -109.38      109.38      47.274     -69.150
    4 -99.155      99.155      69.150     -88.981
    5 -88.962      88.962      88.981     -106.77
    6 -78.864      78.864      106.77     -122.55
    7 -69.111      69.111      122.55     -136.37
    8 -59.723      59.723      136.37     -148.31
    9 -50.706      50.706      148.31     -158.45
   10 -42.056      42.056      158.45     -166.87
   11 -33.765      33.765      166.87     -173.62
   12 -25.817      25.817      173.62     -178.78
   13 -18.196      18.196      178.78     -182.42
   14 -10.884      10.884      182.42     -184.60
   15 -3.8665      3.8665      184.60     -185.37
   16  2.4469     -2.4469      185.37     -184.88
   17  8.0990     -8.0990      184.88     -183.26
   18  13.133     -13.133      183.26     -180.64
   19  17.591     -17.591      180.64     -177.12
   20  21.514     -21.514      177.12     -172.81
   21  24.943     -24.943      172.81     -167.83
   22  27.919     -27.919      167.83     -162.24
   23  30.479     -30.479      162.24     -156.15
   24  32.660     -32.660      156.15     -149.61
   25  34.499     -34.499      149.61     -142.71
   26  36.897     -36.897      142.71     -135.34
   27  38.672     -38.672      135.34     -127.60
   28  39.893     -39.893      127.60     -119.62
   29  40.595     -40.595      119.62     -111.50
   30  40.741     -40.741      111.50     -103.36
   31  40.405     -40.405      103.36     -95.274
   32  39.658     -39.658      95.274     -87.343
   33  38.563     -38.563      87.343     -79.630
   34  37.195     -37.195      79.630     -72.191
   35  35.607     -35.607      72.191     -65.070
   36  33.859     -33.859      65.070     -58.298
   37  31.990     -31.990      58.298     -51.900
   38  30.033     -30.033      51.900     -45.893
   39  28.019     -28.019      45.893     -40.289
   40  25.974     -25.974      40.289     -35.094
   41  23.922     -23.922      35.094     -30.310
   42  21.882     -21.882      30.310     -25.934
   43  19.874     -19.874      25.934     -21.959
   44  17.911     -17.911      21.959     -18.377
   45  16.007     -16.007      18.377     -15.175
   46  14.172     -14.172      15.175     -12.341
   47  12.416     -12.416      12.341     -9.8578
   48  10.745     -10.745      9.8578     -7.7089
   49  9.1650     -9.1650      7.7089     -5.8759
   50  7.6664     -7.6664      5.8759     -4.3426
   51  6.2829     -6.2829      4.3426     -3.0860
   52  5.0174     -5.0174      3.0860     -2.0826
```

53	3.8723	-3.8723	2.0826	-1.3081
54	2.8487	-2.8487	1.3081	-0.73838
55	1.9478	-1.9478	0.73838	-0.34882
56	1.1700	-1.1700	0.34882	-0.11483
57	0.51551	-0.51551	0.11483	-1.17308E-02
58	0.11730	-0.11730	1.17308E-02	6.08047E-12

```
+-------------------------------------------------------------------------------------------------------------------------------+
|                   PARATIEPLUS(TM)   NLS ENGINE RELEASE  2018.0    FULL VERSION  *Build date:Nov 13, 2017*                    |
|                                                                                                                               |
|                                      NewProject.BaseDesignSection_28.Nominal_63                                               |
|                                   Exe Time : 4 September 2018 18:05:29                                                        |
+-------------------------------------------------------------------------------------------------------------------------------+
New Project


S T R E S S   R E S U L T S   F O R   G R O U P   N O.   4

Tieback_175                                                :
ELEMENT TYPE    6 NO.OF ELEMENTS. IN THIS GROUP    1
C U R R E N T   T I M E   I S      3.0000

 POST-TENSION 2D-BOUNDARY ELEMENT

         EL    FORCE          d0          EDISPL     pl. eps          K     -ve limit   +ve limit
-----------------------------------------------------------------------------------------------------------
 ANCHOR    1   138.50     -1.31907E-03 -1.31907E-03   0.0000       0.0000       0.0000       0.0000     BORN NOW JUST
ACTIVATED

 ITER     0 RNORM = 0.000     RMNORM= 0.000
             RINORM=0.2375E+06 RIMNOR=0.1402E+07
             RENORM= 2307.     REMNOR=0.7776E-20 RATIO =0.9856E-01 TOLER =0.1000E-03  NOT CONVERGED
             RFMAX = 119.9     RMMAX = 185.4
             RTSMAL=0.1000E-02 RMSMAL=0.1000E-02
             RDT   =0.2375E+06 RDR   =0.1402E+07
             RATIOT=0.9856E-01 RATIOR= 0.000
             MAX UN= 11.93     IEQ=    69 NODE     35 DOF   1  Y-DISPL.F
             MIN UN=-.3620E-09 IEQ=    11 NODE      6 DOF   1  Y-DISPL.F
             NO. OF CONTACT CONSTRAINT VIOLATIONS     0


 ITER     2 RNORM = 0.000     RMNORM= 0.000
             RINORM=0.2375E+06 RIMNOR=0.1402E+07
             RENORM= 119.0     REMNOR=0.3199E-18 RATIO =0.2239E-01 TOLER =0.1000E-03  NOT CONVERGED
             RFMAX = 119.9     RMMAX = 185.4
             RTSMAL=0.1000E-02 RMSMAL=0.1000E-02
             RDT   =0.2375E+06 RDR   =0.1402E+07
             RATIOT=0.2239E-01 RATIOR= 0.000
             MAX UN= 6.200     IEQ=    71 NODE     36 DOF   1  Y-DISPL.F
             MIN UN=-.2066E-08 IEQ=    25 NODE     13 DOF   1  Y-DISPL.F
             NO. OF CONTACT CONSTRAINT VIOLATIONS     0


 ITER     3 RNORM = 0.000     RMNORM= 0.000
             RINORM=0.2375E+06 RIMNOR=0.1402E+07
             RENORM= 1.496     REMNOR=0.5241E-19 RATIO =0.2510E-02 TOLER =0.1000E-03  NOT CONVERGED
             RFMAX = 119.9     RMMAX = 185.4
             RTSMAL=0.1000E-02 RMSMAL=0.1000E-02
             RDT   =0.2375E+06 RDR   =0.1402E+07
             RATIOT=0.2510E-02 RATIOR= 0.000
             MAX UN= 1.011     IEQ=    93 NODE     47 DOF   1  Y-DISPL.F
             MIN UN=-.1126E-08 IEQ=    55 NODE     28 DOF   1  Y-DISPL.F
             NO. OF CONTACT CONSTRAINT VIOLATIONS     0


 ITER     4 RNORM = 0.000     RMNORM= 0.000
             RINORM=0.2375E+06 RIMNOR=0.1402E+07
             RENORM=0.1933E-05 REMNOR=0.5012E-19 RATIO =0.2853E-05 TOLER =0.1000E-03      CONVERGED !
             RFMAX = 119.9     RMMAX = 185.4
             RTSMAL=0.1000E-02 RMSMAL=0.1000E-02
             RDT   =0.2375E+06 RDR   =0.1402E+07
             RATIOT=0.2853E-05 RATIOR= 0.000
             MAX UN=0.1390E-02 IEQ=     1 NODE      1 DOF   1  Y-DISPL.F
             MIN UN=-.1149E-08 IEQ=    41 NODE     21 DOF   1  Y-DISPL.F
             NO. OF CONTACT CONSTRAINT VIOLATIONS     0
```

```
+-------------------------------------------------------------------------------------------------------------------------+
|                   PARATIEPLUS(TM)   NLS ENGINE RELEASE  2018.0    FULL VERSION  *Build date:Nov 13, 2017*              |
|                                                                                                                         |
|                                      NewProject.BaseDesignSection_28.Nominal_63                                         |
|                                  Exe Time : 4 September 2018 18:05:29                                                   |
+-------------------------------------------------------------------------------------------------------------------------+
New Project
SOLUTION REACHED USING     4 ITERATIONS ON   40

P R I N T   O U T   F O R   T I M E   S T E P    4     ( AT TIME   4.000     )

PRINT OUT OF ACTIVE COMPONENTS (FIXED NODES ARE NOT PRINTED OUT)

          Y-DISPL.F        X-ROT. F
            (02)             (04)           (
    1  -8.1119652E-05   4.8289457E-04
    2   1.5393471E-05   4.8190769E-04
    3   1.1151215E-04   4.7895175E-04
    4   2.0684546E-04   4.7406507E-04
    5   3.0101563E-04   4.6734011E-04
    6   3.9366676E-04   4.5889404E-04
    7   4.8446621E-04   4.4884242E-04
    8   5.7310423E-04   4.3729831E-04
    9   6.5929338E-04   4.2437189E-04
   10   7.4276796E-04   4.1017019E-04
   11   8.2328337E-04   3.9479714E-04
   12   9.0061545E-04   3.7835363E-04
   13   9.7455999E-04   3.6093777E-04
   14   1.0449321E-03   3.4264512E-04
   15   1.1115658E-03   3.2356903E-04
   16   1.1743136E-03   3.0380093E-04
   17   1.2330463E-03   2.8343064E-04
   18   1.2876519E-03   2.6254713E-04
   19   1.3380368E-03   2.4123830E-04
   20   1.3841247E-03   2.1959179E-04
   21   1.4258567E-03   1.9769534E-04
   22   1.4631919E-03   1.7563682E-04
   23   1.4961065E-03   1.5350519E-04
   24   1.5245951E-03   1.3139054E-04
   25   1.5486700E-03   1.0938449E-04
   26   1.5683623E-03   8.7580651E-05
   27   1.5837216E-03   6.6068184E-05
   28   1.5948146E-03   4.4931965E-05
   29   1.6017254E-03   2.4260413E-05
   30   1.6045559E-03   4.1450523E-06
   31   1.6034268E-03  -1.5319384E-05
   32   1.5984781E-03  -3.4034871E-05
   33   1.5898695E-03  -5.1900620E-05
   34   1.5777814E-03  -6.8812673E-05
   35   1.5624151E-03  -8.4664269E-05
   36   1.5439937E-03  -9.9345742E-05
   37   1.5227602E-03  -1.1277862E-04
   38   1.4989669E-03  -1.2494267E-04
   39   1.4728657E-03  -1.3586722E-04
   40   1.4446989E-03  -1.4560843E-04
   41   1.4146972E-03  -1.5422667E-04
   42   1.3830789E-03  -1.6178566E-04
   43   1.3500492E-03  -1.6835182E-04
   44   1.3157998E-03  -1.7399376E-04
   45   1.2805088E-03  -1.7878187E-04
   46   1.2443393E-03  -1.8278807E-04
   47   1.2074408E-03  -1.8608539E-04
   48   1.1699475E-03  -1.8874787E-04
   49   1.1319790E-03  -1.9085033E-04
   50   1.0936399E-03  -1.9246820E-04
   51   1.0550192E-03  -1.9367700E-04
   52   1.0161905E-03  -1.9454904E-04
   53   9.7721857E-04  -1.9515041E-04
   54   9.3814639E-04  -1.9554096E-04
   55   8.9901269E-04  -1.9577390E-04
   56   8.5984422E-04  -1.9589592E-04
```

```
57   8.2065905E-04  -1.9594710E-04
58   7.8146788E-04  -1.9596082E-04
59   7.6186980E-04  -1.9596144E-04
```

```
+-------------------------------------------------------------------------------------------------------------------------------+
|                   PARATIEPLUS(TM)   NLS ENGINE RELEASE  2018.0    FULL VERSION  *Build date:Nov 13, 2017*                    |
|                                                                                                                               |
|                                      NewProject.BaseDesignSection_28.Nominal_63                                               |
|                                   Exe Time : 4 September 2018 18:05:29                                                        |
+-------------------------------------------------------------------------------------------------------------------------------+
New Project


S T R E S S   R E S U L T S   F O R   G R O U P   N O.   1

0_L                                                          :
ELEMENT TYPE    5 NO.OF ELEMENTS. IN THIS GROUP   59
C U R R E N T   T I M E   I S      4.0000

 HARDENING 2D SOIL ELEMENT

 ****** TOTAL STRESS FORMULATION *****

  EL *   FORCE     DISPL-Y  VERTICAL-P  HORIZON.-P     MAX-V-P     MAX-H-P           STATE   STIFFNESS Z-LEVEL      PORE
E FACTOR    UFACTOR       Peq           Su_a         Su_p     LAYER
 ------------------------------------------------------------------------------------------------------------------------------
-------------------------------------------------------------------------------------------
   1 D  2.8054E-03  8.1120E-05  4.2494E-02  2.8054E-02  4.2494E-02   1.633          UL-RL  1.0844E+04   0.000       0.000
1.000       1.000      2.8054E-02   0.000       0.000     DI1_164_167_L_0
   2 D  0.5800     -1.5393E-05   3.284       2.900       3.284       17.36         UL-RL  1.0844E+04 -0.2000       0.000
1.000       1.000       2.900       0.000       0.000     DI1_164_167_L_0
   3 D   4.141     -1.1151E-04   6.689       20.70       6.689       35.36         UL-RL  1.0844E+04 -0.4000       0.000
1.000       1.000       20.70       0.000       0.000     DI1_164_167_L_0
   4 D   7.254     -2.0685E-04   10.30       36.27       10.30       51.12         UL-RL  1.0844E+04 -0.6000       0.000
1.000       1.000       36.27       0.000       0.000     DI1_164_167_L_0
   5 D   7.185     -3.0102E-04   14.07       35.92       14.07       50.96         UL-RL  1.0844E+04 -0.8000       0.000
1.000       1.000       35.92       0.000       0.000     DI1_164_167_L_0
   6 D   7.053     -3.9367E-04   17.90       35.26       17.90       50.49         UL-RL  1.0844E+04  -1.000       0.000
1.000       1.000       35.26       0.000       0.000     DI1_164_167_L_0
   7 D   6.882     -4.8447E-04   21.73       34.41       21.73       49.83         UL-RL  1.0844E+04  -1.200       0.000
1.000       1.000       34.41       0.000       0.000     DI1_164_167_L_0
   8 D   6.693     -5.7310E-04   25.59       33.46       25.59       49.07         UL-RL  1.0844E+04  -1.400       0.000
1.000       1.000       33.46       0.000       0.000     DI1_164_167_L_0
   9 D   6.498     -6.5929E-04   29.87       32.49       29.87       48.28         UL-RL  1.0844E+04  -1.600       0.000
1.000       1.000       32.49       0.000       0.000     DI1_164_167_L_0
  10 D   6.307     -7.4277E-04   33.96       31.54       33.96       47.51         UL-RL  1.0844E+04  -1.800       0.000
1.000       1.000       31.54       0.000       0.000     DI1_164_167_L_0
  11 D   6.127     -8.2328E-04   37.91       30.64       37.91       46.79         UL-RL  1.0844E+04  -2.000       0.000
1.000       1.000       30.64       0.000       0.000     DI1_164_167_L_0
  12 D   5.962     -9.0062E-04   41.75       29.81       41.75       46.13         UL-RL  1.0844E+04  -2.200       0.000
1.000       1.000       29.81       0.000       0.000     DI1_164_167_L_0
  13 D   5.814     -9.7456E-04   45.50       29.07       45.50       45.56         UL-RL  1.0844E+04  -2.400       0.000
1.000       1.000       29.07       0.000       0.000     DI1_164_167_L_0
  14 D   5.687     -1.0449E-03   49.18       28.44       49.18       45.08         UL-RL  1.0844E+04  -2.600       0.000
1.000       1.000       28.44       0.000       0.000     DI1_164_167_L_0
  15 D   5.582     -1.1116E-03   52.81       27.91       52.81       44.71         UL-RL  1.0844E+04  -2.800       0.000
1.000       1.000       27.91       0.000       0.000     DI1_164_167_L_0
  16 D   5.499     -1.1743E-03   56.40       27.49       56.40       44.43         UL-RL  1.0844E+04  -3.000       0.000
1.000       1.000       27.49       0.000       0.000     DI1_164_167_L_0
  17 D   5.440     -1.2330E-03   60.10       27.20       60.10       44.27         UL-RL  1.0844E+04  -3.200       0.000
1.000       1.000       27.20       0.000       0.000     DI1_164_167_L_0
  18 D   5.404     -1.2877E-03   63.60       27.02       63.60       44.21         UL-RL  1.0844E+04  -3.400       0.000
1.000       1.000       27.02       0.000       0.000     DI1_164_167_L_0
  19 D   5.394     -1.3380E-03   67.08       26.97       67.08       44.26         UL-RL  1.0844E+04  -3.600       0.000
1.000       1.000       26.97       0.000       0.000     DI1_164_167_L_0
  20 D   5.407     -1.3841E-03   70.54       27.04       70.54       44.42         UL-RL  1.0844E+04  -3.800       0.000
1.000       1.000       27.04       0.000       0.000     DI1_164_167_L_0
  21 D   5.445     -1.4259E-03   73.85       27.22       73.85       44.68         UL-RL  1.0844E+04  -4.000       0.000
1.000       1.000       27.22       0.000       0.000     DI1_164_167_L_0
  22 D   5.507     -1.4632E-03   77.28       27.53       77.28       45.04         UL-RL  1.0844E+04  -4.200       0.000
1.000       1.000       27.53       0.000       0.000     DI1_164_167_L_0
  23 D   5.592     -1.4961E-03   80.69       27.96       80.69       45.51         UL-RL  1.0844E+04  -4.400       0.000
1.000       1.000       27.96       0.000       0.000     DI1_164_167_L_0
  24 D   5.701     -1.5246E-03   84.09       28.50       84.09       46.07         UL-RL  1.0844E+04  -4.600       0.000
1.000       1.000       28.50       0.000       0.000     DI1_164_167_L_0
```

25 D	5.832	-1.5487E-03	87.48	29.16	87.48	46.72	UL-RL	1.0844E+04	-4.800	0.000	
1.000	1.000	29.16	0.000	0.000	DI1_164_167_L_0						
26 D	5.143	-1.5684E-03	90.86	25.72	90.86	49.80	ACTIVE	0.000	-5.000	0.000	
1.000	1.000	25.72	0.000	0.000	DI2_165_168_L_0						
27 D	5.342	-1.5837E-03	94.22	26.71	94.22	49.70	ACTIVE	0.000	-5.200	0.000	
1.000	1.000	26.71	0.000	0.000	DI2_165_168_L_0						
28 D	5.540	-1.5948E-03	97.58	27.70	97.58	49.77	ACTIVE	0.000	-5.400	0.000	
1.000	1.000	27.70	0.000	0.000	DI2_165_168_L_0						
29 D	5.738	-1.6017E-03	100.9	28.69	100.9	50.30	ACTIVE	0.000	-5.600	0.000	
1.000	1.000	28.69	0.000	0.000	DI2_165_168_L_0						
30 D	5.935	-1.6046E-03	104.3	29.68	104.3	51.80	ACTIVE	0.000	-5.800	0.000	
1.000	1.000	29.68	0.000	0.000	DI2_165_168_L_0						
31 D	6.133	-1.6034E-03	107.6	30.66	107.6	53.32	ACTIVE	0.000	-6.000	0.000	
1.000	1.000	30.66	0.000	0.000	DI2_165_168_L_0						
32 D	6.310	-1.5985E-03	110.6	31.55	110.6	54.83	ACTIVE	0.000	-6.200	0.000	
1.000	1.000	31.55	0.000	0.000	DI2_165_168_L_0						
33 D	6.488	-1.5899E-03	113.7	32.44	113.7	56.35	ACTIVE	0.000	-6.400	0.000	
1.000	1.000	32.44	0.000	0.000	DI2_165_168_L_0						
34 D	6.667	-1.5778E-03	116.7	33.34	116.7	57.88	ACTIVE	0.000	-6.600	0.000	
1.000	1.000	33.34	0.000	0.000	DI2_165_168_L_0						
35 D	6.847	-1.5624E-03	119.7	34.23	119.7	59.41	ACTIVE	0.000	-6.800	0.000	
1.000	1.000	34.23	0.000	0.000	DI2_165_168_L_0						
36 D	7.026	-1.5440E-03	122.8	35.13	122.8	60.94	ACTIVE	0.000	-7.000	0.000	
1.000	1.000	35.13	0.000	0.000	DI2_165_168_L_0						
37 D	7.207	-1.5228E-03	125.8	36.03	125.8	62.47	ACTIVE	0.000	-7.200	0.000	
1.000	1.000	36.03	0.000	0.000	DI2_165_168_L_0						
38 D	7.387	-1.4990E-03	128.9	36.94	128.9	64.01	ACTIVE	0.000	-7.400	0.000	
1.000	1.000	36.94	0.000	0.000	DI2_165_168_L_0						
39 D	7.569	-1.4729E-03	132.0	37.84	132.0	65.55	ACTIVE	0.000	-7.600	0.000	
1.000	1.000	37.84	0.000	0.000	DI2_165_168_L_0						
40 D	7.750	-1.4447E-03	135.0	38.75	135.0	67.09	ACTIVE	0.000	-7.800	0.000	
1.000	1.000	38.75	0.000	0.000	DI2_165_168_L_0						
41 D	7.932	-1.4147E-03	138.1	39.66	138.1	68.64	ACTIVE	0.000	-8.000	0.000	
1.000	1.000	39.66	0.000	0.000	DI2_165_168_L_0						
42 D	8.114	-1.3831E-03	141.2	40.57	141.2	70.18	ACTIVE	0.000	-8.200	0.000	
1.000	1.000	40.57	0.000	0.000	DI2_165_168_L_0						
43 D	8.297	-1.3500E-03	144.3	41.48	144.3	71.73	ACTIVE	0.000	-8.400	0.000	
1.000	1.000	41.48	0.000	0.000	DI2_165_168_L_0						
44 D	8.480	-1.3158E-03	147.4	42.40	147.4	73.28	ACTIVE	0.000	-8.600	0.000	
1.000	1.000	42.40	0.000	0.000	DI2_165_168_L_0						
45 D	8.663	-1.2805E-03	150.5	43.31	150.5	74.83	ACTIVE	0.000	-8.800	0.000	
1.000	1.000	43.31	0.000	0.000	DI2_165_168_L_0						
46 D	8.846	-1.2443E-03	153.6	44.23	153.6	76.38	ACTIVE	0.000	-9.000	0.000	
1.000	1.000	44.23	0.000	0.000	DI2_165_168_L_0						
47 D	9.030	-1.2074E-03	156.7	45.15	156.7	77.93	ACTIVE	0.000	-9.200	0.000	
1.000	1.000	45.15	0.000	0.000	DI2_165_168_L_0						
48 D	9.214	-1.1699E-03	159.8	46.07	159.8	79.48	ACTIVE	0.000	-9.400	0.000	
1.000	1.000	46.07	0.000	0.000	DI2_165_168_L_0						
49 D	9.398	-1.1320E-03	163.0	46.99	163.0	81.04	ACTIVE	0.000	-9.600	0.000	
1.000	1.000	46.99	0.000	0.000	DI2_165_168_L_0						
50 D	9.634	-1.0936E-03	166.1	48.17	166.1	82.59	UL-RL	2.6137E+04	-9.800	0.000	
1.000	1.000	48.17	0.000	0.000	DI2_165_168_L_0						
51 D	10.21	-1.0550E-03	169.2	51.03	169.2	84.15	UL-RL	2.6137E+04	-10.00	0.000	
1.000	1.000	51.03	0.000	0.000	DI2_165_168_L_0						
52 D	10.78	-1.0162E-03	172.3	53.90	172.3	85.71	UL-RL	2.6137E+04	-10.20	0.000	
1.000	1.000	53.90	0.000	0.000	DI2_165_168_L_0						
53 D	11.36	-9.7722E-04	175.5	56.78	175.5	87.27	UL-RL	2.6137E+04	-10.40	0.000	
1.000	1.000	56.78	0.000	0.000	DI2_165_168_L_0						
54 D	11.93	-9.3815E-04	178.6	59.67	178.6	88.82	UL-RL	2.6137E+04	-10.60	0.000	
1.000	1.000	59.67	0.000	0.000	DI2_165_168_L_0						
55 D	12.51	-8.9901E-04	181.8	62.56	181.8	90.38	UL-RL	2.6137E+04	-10.80	0.000	
1.000	1.000	62.56	0.000	0.000	DI2_165_168_L_0						
56 D	13.09	-8.5984E-04	184.9	65.45	184.9	91.94	UL-RL	2.6137E+04	-11.00	0.000	
1.000	1.000	65.45	0.000	0.000	DI2_165_168_L_0						
57 D	13.67	-8.2066E-04	188.0	68.35	188.0	93.50	UL-RL	2.6137E+04	-11.20	0.000	
1.000	1.000	68.35	0.000	0.000	DI2_165_168_L_0						
58 D	10.69	-7.8147E-04	191.2	71.24	191.2	95.06	UL-RL	2.6137E+04	-11.40	0.000	
1.000	1.000	71.24	0.000	0.000	DI2_165_168_L_0						
59 D	3.635	-7.6187E-04	192.8	72.69	192.8	95.84	UL-RL	2.6137E+04	-11.50	0.000	
1.000	1.000	72.69	0.000	0.000	DI2_165_168_L_0						

```
+-----------------------------------------------------------------------------------------------------------------------+
|                  PARATIEPLUS(TM)   NLS ENGINE RELEASE  2018.0    FULL VERSION  *Build date:Nov 13, 2017*              |
|                                                                                                                       |
|                                      NewProject.BaseDesignSection_28.Nominal_63                                       |
|                                 Exe Time : 4 September 2018 18:05:29                                                  |
+-----------------------------------------------------------------------------------------------------------------------+
New Project


S T R E S S   R E S U L T S   F O R   G R O U P   N O.   2

0_R                                                                  :
ELEMENT TYPE    5 NO.OF ELEMENTS. IN THIS GROUP   59
C U R R E N T   T I M E   I S     4.0000

 HARDENING 2D SOIL ELEMENT

 ****** TOTAL STRESS FORMULATION *****

 EL *   FORCE     DISPL-Y  VERTICAL-P  HORIZON.-P     MAX-V-P     MAX-H-P          STATE   STIFFNESS Z-LEVEL      PORE
E FACTOR    UFACTOR       Peq          Su_a        Su_p     LAYER
 ---------------------------------------------------------------------------------------------------------------------------
-----------------------------------------------------------------------------------------------
   1     0.000         --          --          --          --          --          REMOVED     --        0.000       0.000
1.000       1.000       0.000       0.000       0.000     not available
   2     0.000         --          --          --          --          --          REMOVED     --      -0.2000       0.000
1.000       1.000       0.000       0.000       0.000     not available
   3     0.000         --          --          --          --          --          REMOVED     --      -0.4000       0.000
1.000       1.000       0.000       0.000       0.000     not available
   4     0.000         --          --          --          --          --          REMOVED     --      -0.6000       0.000
1.000       1.000       0.000       0.000       0.000     not available
   5     0.000         --          --          --          --          --          REMOVED     --      -0.8000       0.000
1.000       1.000       0.000       0.000       0.000     not available
   6     0.000         --          --          --          --          --          REMOVED     --       -1.000       0.000
1.000       1.000       0.000       0.000       0.000     not available
   7     0.000         --          --          --          --          --          REMOVED     --       -1.200       0.000
1.000       1.000       0.000       0.000       0.000     not available
   8     0.000         --          --          --          --          --          REMOVED     --       -1.400       0.000
1.000       1.000       0.000       0.000       0.000     not available
   9     0.000         --          --          --          --          --          REMOVED     --       -1.600       0.000
1.000       1.000       0.000       0.000       0.000     not available
  10     0.000         --          --          --          --          --          REMOVED     --       -1.800       0.000
1.000       1.000       0.000       0.000       0.000     not available
  11     0.000         --          --          --          --          --          REMOVED     --       -2.000       0.000
1.000       1.000       0.000       0.000       0.000     not available
  12     0.000         --          --          --          --          --          REMOVED     --       -2.200       0.000
1.000       1.000       0.000       0.000       0.000     not available
  13     0.000         --          --          --          --          --          REMOVED     --       -2.400       0.000
1.000       1.000       0.000       0.000       0.000     not available
  14     0.000         --          --          --          --          --          REMOVED     --       -2.600       0.000
1.000       1.000       0.000       0.000       0.000     not available
  15     0.000         --          --          --          --          --          REMOVED     --       -2.800       0.000
1.000       1.000       0.000       0.000       0.000     not available
  16     0.000         --          --          --          --          --          REMOVED     --       -3.000       0.000
1.000       1.000       0.000       0.000       0.000     not available
  17     0.000         --          --          --          --          --          REMOVED     --       -3.200       0.000
1.000       1.000       0.000       0.000       0.000     not available
  18     0.000         --          --          --          --          --          REMOVED     --       -3.400       0.000
1.000       1.000       0.000       0.000       0.000     not available
  19     0.000         --          --          --          --          --          REMOVED     --       -3.600       0.000
1.000       1.000       0.000       0.000       0.000     not available
  20     0.000         --          --          --          --          --          REMOVED     --       -3.800       0.000
1.000       1.000       0.000       0.000       0.000     not available
  21     0.000         --          --          --          --          --          REMOVED     --       -4.000       0.000
1.000       1.000       0.000       0.000       0.000     not available
  22     0.000         --          --          --          --          --          REMOVED     --       -4.200       0.000
1.000       1.000       0.000       0.000       0.000     not available
  23     0.000         --          --          --          --          --          REMOVED     --       -4.400       0.000
1.000       1.000       0.000       0.000       0.000     not available
  24     0.000         --          --          --          --          --          REMOVED     --       -4.600       0.000
1.000       1.000       0.000       0.000       0.000     not available
```

25	0.000	--	--	--	--	--	REMOVED	--	-4.800	0.000	
1.000	1.000	0.000	0.000	0.000	not available						
26	0.000	--	--	--	--	--	REMOVED	--	-5.000	0.000	
1.000	1.000	0.000	0.000	0.000	not available						
27	0.000	--	--	--	--	--	REMOVED	--	-5.200	0.000	
1.000	1.000	0.000	0.000	0.000	not available						
28	0.000	--	--	--	--	--	REMOVED	--	-5.400	0.000	
1.000	1.000	0.000	0.000	0.000	not available						
29	0.000	--	--	--	--	--	REMOVED	--	-5.600	0.000	
1.000	1.000	0.000	0.000	0.000	not available						
30	0.000	--	--	--	--	--	REMOVED	--	-5.800	0.000	
1.000	1.000	0.000	0.000	0.000	not available						
31	0.000	--	--	--	--	--	REMOVED	--	-6.000	0.000	
1.000	1.000	0.000	0.000	0.000	not available						
32	0.000	--	--	--	--	--	REMOVED	--	-6.200	0.000	
1.000	1.000	0.000	0.000	0.000	not available						
33	0.000	--	--	--	--	--	REMOVED	--	-6.400	0.000	
1.000	1.000	0.000	0.000	0.000	not available						
34	0.000	--	--	--	--	--	REMOVED	--	-6.600	0.000	
1.000	1.000	0.000	0.000	0.000	not available						
35	0.000	--	--	--	--	--	REMOVED	--	-6.800	0.000	
1.000	1.000	0.000	0.000	0.000	not available						
36 D	4.211	1.5440E-03	3.200	21.05	112.0	61.41	PASSIVE	0.000	-7.000	0.000	
1.000	1.000	21.05	0.000	0.000	DI2_165_168_L_0						
37 D	7.513	1.5228E-03	6.400	37.57	115.2	63.09	PASSIVE	0.000	-7.200	0.000	
1.000	1.000	37.57	0.000	0.000	DI2_165_168_L_0						
38 D	10.70	1.4990E-03	9.600	53.51	118.4	64.75	UL-RL	1.8853E+04	-7.400	0.000	
1.000	1.000	53.51	0.000	0.000	DI2_165_168_L_0						
39 D	11.17	1.4729E-03	12.80	55.87	121.6	66.37	UL-RL	1.8853E+04	-7.600	0.000	
1.000	1.000	55.87	0.000	0.000	DI2_165_168_L_0						
40 D	11.58	1.4447E-03	16.00	57.92	124.8	67.96	UL-RL	1.8853E+04	-7.800	0.000	
1.000	1.000	57.92	0.000	0.000	DI2_165_168_L_0						
41 D	11.95	1.4147E-03	19.20	59.75	128.0	69.51	UL-RL	1.8853E+04	-8.000	0.000	
1.000	1.000	59.75	0.000	0.000	DI2_165_168_L_0						
42 D	12.28	1.3831E-03	22.40	61.40	131.2	71.04	UL-RL	1.8853E+04	-8.200	0.000	
1.000	1.000	61.40	0.000	0.000	DI2_165_168_L_0						
43 D	12.59	1.3500E-03	25.60	62.93	134.4	72.55	UL-RL	1.8853E+04	-8.400	0.000	
1.000	1.000	62.93	0.000	0.000	DI2_165_168_L_0						
44 D	12.87	1.3158E-03	28.80	64.34	137.6	74.04	UL-RL	1.8853E+04	-8.600	0.000	
1.000	1.000	64.34	0.000	0.000	DI2_165_168_L_0						
45 D	13.13	1.2805E-03	32.00	65.66	140.8	75.51	UL-RL	1.8853E+04	-8.800	0.000	
1.000	1.000	65.66	0.000	0.000	DI2_165_168_L_0						
46 D	13.38	1.2443E-03	35.20	66.91	144.0	76.97	UL-RL	1.8853E+04	-9.000	0.000	
1.000	1.000	66.91	0.000	0.000	DI2_165_168_L_0						
47 D	13.62	1.2074E-03	38.40	68.09	147.2	78.42	UL-RL	1.8853E+04	-9.200	0.000	
1.000	1.000	68.09	0.000	0.000	DI2_165_168_L_0						
48 D	13.84	1.1699E-03	41.60	69.22	150.4	79.86	UL-RL	1.8853E+04	-9.400	0.000	
1.000	1.000	69.22	0.000	0.000	DI2_165_168_L_0						
49 D	14.06	1.1320E-03	44.80	70.31	153.6	81.29	UL-RL	1.8853E+04	-9.600	0.000	
1.000	1.000	70.31	0.000	0.000	DI2_165_168_L_0						
50 D	14.27	1.0936E-03	48.00	71.37	156.8	82.72	UL-RL	1.8853E+04	-9.800	0.000	
1.000	1.000	71.37	0.000	0.000	DI2_165_168_L_0						
51 D	14.48	1.0550E-03	51.20	72.38	160.0	84.15	UL-RL	1.8853E+04	-10.00	0.000	
1.000	1.000	72.38	0.000	0.000	DI2_165_168_L_0						
52 D	14.66	1.0162E-03	54.40	73.30	163.2	85.71	UL-RL	1.8853E+04	-10.20	0.000	
1.000	1.000	73.30	0.000	0.000	DI2_165_168_L_0						
53 D	14.84	9.7722E-04	57.60	74.19	166.4	87.27	UL-RL	1.8853E+04	-10.40	0.000	
1.000	1.000	74.19	0.000	0.000	DI2_165_168_L_0						
54 D	15.01	9.3815E-04	60.80	75.07	169.6	88.82	UL-RL	1.8853E+04	-10.60	0.000	
1.000	1.000	75.07	0.000	0.000	DI2_165_168_L_0						
55 D	15.18	8.9901E-04	64.00	75.92	172.8	90.38	UL-RL	1.8853E+04	-10.80	0.000	
1.000	1.000	75.92	0.000	0.000	DI2_165_168_L_0						
56 D	15.35	8.5984E-04	67.20	76.77	176.0	91.94	UL-RL	1.8853E+04	-11.00	0.000	
1.000	1.000	76.77	0.000	0.000	DI2_165_168_L_0						
57 D	15.52	8.2066E-04	70.40	77.60	179.2	93.50	UL-RL	1.8853E+04	-11.20	0.000	
1.000	1.000	77.60	0.000	0.000	DI2_165_168_L_0						
58 D	11.76	7.8147E-04	73.60	78.42	182.4	95.06	UL-RL	1.8853E+04	-11.40	0.000	
1.000	1.000	78.42	0.000	0.000	DI2_165_168_L_0						
59 D	3.941	7.6187E-04	75.20	78.83	184.0	95.84	UL-RL	1.8853E+04	-11.50	0.000	
1.000	1.000	78.83	0.000	0.000	DI2_165_168_L_0						

```
+-------------------------------------------------------------------------------------------------------------------------+
|                   PARATIEPLUS(TM)   NLS ENGINE RELEASE  2018.0    FULL VERSION  *Build date:Nov 13, 2017*              |
|                                                                                                                         |
|                                      NewProject.BaseDesignSection_28.Nominal_63                                         |
|                                   Exe Time : 4 September 2018 18:05:29                                                  |
+-------------------------------------------------------------------------------------------------------------------------+
New Project


S T R E S S   R E S U L T S   F O R   G R O U P   N O.   3

WallElement_33                                                  :
ELEMENT TYPE    2 NO.OF ELEMENTS. IN THIS GROUP   58
C U R R E N T   T I M E   I S     4.0000

 WALL2D ELEMENT

   EL      TA          TB          MA          MB
-------------------------------------------------------
    1 -121.61      121.61    -1.34293E-12 -24.322
    2 -121.03      121.03      24.322     -48.528
    3 -116.89      116.89      48.528     -71.906
    4 -109.64      109.64      71.906     -93.833
    5 -102.45      102.45      93.833     -114.32
    6 -95.397      95.397      114.32     -133.40
    7 -88.515      88.515      133.40     -151.11
    8 -81.823      81.823      151.11     -167.47
    9 -75.325      75.325      167.47     -182.53
   10 -69.018      69.018      182.53     -196.34
   11 -62.890      62.890      196.34     -208.92
   12 -56.929      56.929      208.92     -220.30
   13 -51.114      51.114      220.30     -230.53
   14 -45.427      45.427      230.53     -239.61
   15 -39.846      39.846      239.61     -247.58
   16 -34.347      34.347      247.58     -254.45
   17 -28.907      28.907      254.45     -260.23
   18 -23.503      23.503      260.23     -264.93
   19 -18.109      18.109      264.93     -268.55
   20 -12.702      12.702      268.55     -271.09
   21 -7.2572      7.2572      271.09     -272.55
   22 -1.7505      1.7505      272.55     -272.90
   23  3.8416     -3.8416      272.90     -272.13
   24  9.5423     -9.5423      272.13     -270.22
   25  15.374     -15.374      270.22     -267.14
   26  20.518     -20.518      267.14     -263.04
   27  25.859     -25.859      263.04     -257.87
   28  31.400     -31.400      257.87     -251.59
   29  37.138     -37.138      251.59     -244.16
   30  43.073     -43.073      244.16     -235.55
   31  49.206     -49.206      235.55     -225.70
   32  55.516     -55.516      225.70     -214.60
   33  62.005     -62.005      214.60     -202.20
   34  68.672     -68.672      202.20     -188.47
   35  75.518     -75.518      188.47     -173.36
   36  78.334     -78.334      173.36     -157.70
   37  78.027     -78.027      157.70     -142.09
   38  74.713     -74.713      142.09     -127.15
   39  71.107     -71.107      127.15     -112.93
   40  67.273     -67.273      112.93     -99.472
   41  63.255     -63.255      99.472     -86.821
   42  59.088     -59.088      86.821     -75.004
   43  54.800     -54.800      75.004     -64.044
   44  50.412     -50.412      64.044     -53.961
   45  45.943     -45.943      53.961     -44.773
   46  41.409     -41.409      44.773     -36.491
   47  36.820     -36.820      36.491     -29.127
   48  32.189     -32.189      29.127     -22.689
   49  27.524     -27.524      22.689     -17.184
   50  22.885     -22.885      17.184     -12.607
   51  18.614     -18.614      12.607     -8.8842
   52  14.734     -14.734      8.8842     -5.9376
```

53	11.251	-11.251	5.9376	-3.6875
54	8.1703	-8.1703	3.6875	-2.0534
55	5.4969	-5.4969	2.0534	-0.95403
56	3.2336	-3.2336	0.95403	-0.30731
57	1.3832	-1.3832	0.30731	-3.06762E-02
58	0.30673	-0.30673	3.06762E-02	9.22284E-12

```
+-------------------------------------------------------------------------------------------------------------------------------+
|                   PARATIEPLUS(TM)   NLS ENGINE RELEASE  2018.0    FULL VERSION  *Build date:Nov 13, 2017*                    |
|                                                                                                                               |
|                                      NewProject.BaseDesignSection_28.Nominal_63                                               |
|                                   Exe Time : 4 September 2018 18:05:29                                                        |
+-------------------------------------------------------------------------------------------------------------------------------+
New Project


S T R E S S   R E S U L T S   F O R   G R O U P   N O.   4

Tieback_175                                                  :
ELEMENT TYPE    6 NO.OF ELEMENTS. IN THIS GROUP    1
C U R R E N T   T I M E   I S      4.0000

 POST-TENSION 2D-BOUNDARY ELEMENT

         EL    FORCE          d0          EDISPL     pl. eps          K     -ve limit   +ve limit
-------------------------------------------------------------------------------------------------------
 ANCHOR    1   140.42     -1.31907E-03 -1.79575E-04   0.0000       1689.0       0.0000       0.0000     ELASTIC  ORIGINAL
YOUNG MODULUS

 ITER     0 RNORM = 0.000     RMNORM= 0.000
             RINORM=0.4034E+06 RIMNOR=0.3554E+07
             RENORM= 18.64     REMNOR=0.5012E-19 RATIO =0.6797E-02 TOLER =0.1000E-03  NOT CONVERGED
             RFMAX = 121.6     RMMAX = 272.9
             RTSMAL=0.1000E-02 RMSMAL=0.1000E-02
             RDT   =0.4034E+06 RDR   =0.3554E+07
             RATIOT=0.6797E-02 RATIOR= 0.000
             MAX UN=0.1390E-02 IEQ=     1 NODE      1 DOF   1  Y-DISPL.F
             MIN UN=-1.649     IEQ=    71 NODE     36 DOF   1  Y-DISPL.F
             NO. OF CONTACT CONSTRAINT VIOLATIONS     0


 ITER     2 RNORM = 0.000     RMNORM= 0.000
             RINORM=0.4034E+06 RIMNOR=0.3554E+07
             RENORM=0.2028E-02 REMNOR=0.4488E-19 RATIO =0.7091E-04 TOLER =0.1000E-03      CONVERGED !
             RFMAX = 121.6     RMMAX = 272.9
             RTSMAL=0.1000E-02 RMSMAL=0.1000E-02
             RDT   =0.4034E+06 RDR   =0.3554E+07
             RATIOT=0.7091E-04 RATIOR= 0.000
             MAX UN=0.1803E-01 IEQ=     1 NODE      1 DOF   1  Y-DISPL.F
             MIN UN=-.4127E-01 IEQ=    65 NODE     33 DOF   1  Y-DISPL.F
             NO. OF CONTACT CONSTRAINT VIOLATIONS     0
```

```
+-------------------------------------------------------------------------------------------------------------------------+
|                   PARATIEPLUS(TM)   NLS ENGINE RELEASE  2018.0    FULL VERSION  *Build date:Nov 13, 2017*              |
|                                                                                                                         |
|                                      NewProject.BaseDesignSection_28.Nominal_63                                         |
|                                  Exe Time : 4 September 2018 18:05:29                                                   |
+-------------------------------------------------------------------------------------------------------------------------+
New Project
SOLUTION REACHED USING     2 ITERATIONS ON   40

P R I N T   O U T   F O R   T I M E   S T E P    5     ( AT TIME   5.000     )

PRINT OUT OF ACTIVE COMPONENTS (FIXED NODES ARE NOT PRINTED OUT)

          Y-DISPL.F        X-ROT. F
            (02)             (04)           (
    1  -6.3206637E-05   4.7105012E-04
    2   3.0937573E-05   4.7006291E-04
    3   1.2468719E-04   4.6710570E-04
    4   2.1765104E-04   4.6221631E-04
    5   3.0945104E-04   4.5548678E-04
    6   3.9973087E-04   4.4703395E-04
    7   4.8815742E-04   4.3697310E-04
    8   5.7442044E-04   4.2541715E-04
    9   6.5823195E-04   4.1247616E-04
   10   7.3932570E-04   3.9825717E-04
   11   8.1745655E-04   3.8286419E-04
   12   8.9239985E-04   3.6639827E-04
   13   9.6395089E-04   3.4895778E-04
   14   1.0319244E-03   3.3063860E-04
   15   1.0961540E-03   3.1153448E-04
   16   1.1564920E-03   2.9173738E-04
   17   1.2128091E-03   2.7133768E-04
   18   1.2649931E-03   2.5042504E-04
   19   1.3129508E-03   2.2908811E-04
   20   1.3566060E-03   2.0741536E-04
   21   1.3959003E-03   1.8549547E-04
   22   1.4307934E-03   1.6341730E-04
   23   1.4612626E-03   1.4127093E-04
   24   1.4873033E-03   1.1914762E-04
   25   1.5089294E-03   9.7140274E-05
   26   1.5261735E-03   7.5343841E-05
   27   1.5390871E-03   5.3849983E-05
   28   1.5477395E-03   3.2747255E-05
   29   1.5522182E-03   1.2127967E-05
   30   1.5526293E-03  -7.9122592E-06
   31   1.5490985E-03  -2.7274388E-05
   32   1.5417716E-03  -4.5855888E-05
   33   1.5308152E-03  -6.3551257E-05
   34   1.5164175E-03  -8.0251294E-05
   35   1.4987884E-03  -9.5845993E-05
   36   1.4781600E-03  -1.1022732E-04
   37   1.4547830E-03  -1.2332759E-04
   38   1.4289148E-03  -1.3514160E-04
   39   1.4008094E-03  -1.4570970E-04
   40   1.3707097E-03  -1.5509658E-04
   41   1.3388451E-03  -1.6336932E-04
   42   1.3054316E-03  -1.7059694E-04
   43   1.2706713E-03  -1.7685001E-04
   44   1.2347518E-03  -1.8220034E-04
   45   1.1978467E-03  -1.8672067E-04
   46   1.1601141E-03  -1.9048451E-04
   47   1.1216983E-03  -1.9356589E-04
   48   1.0827283E-03  -1.9603921E-04
   49   1.0433182E-03  -1.9797911E-04
   50   1.0035675E-03  -1.9946038E-04
   51   9.6355988E-04  -2.0055741E-04
   52   9.2336438E-04  -2.0134097E-04
   53   8.8304113E-04  -2.0187518E-04
   54   8.4262911E-04  -2.0221756E-04
   55   8.0216353E-04  -2.0241861E-04
   56   7.6166818E-04  -2.0252200E-04
```

```
57   7.2115880E-04  -2.0256438E-04
58   6.8064451E-04  -2.0257545E-04
59   6.6038491E-04  -2.0257594E-04
```

```
+-------------------------------------------------------------------------------------------------------------------------------+
|                   PARATIEPLUS(TM)   NLS ENGINE RELEASE  2018.0    FULL VERSION  *Build date:Nov 13, 2017*                    |
|                                                                                                                               |
|                                      NewProject.BaseDesignSection_28.Nominal_63                                               |
|                                   Exe Time : 4 September 2018 18:05:29                                                        |
+-------------------------------------------------------------------------------------------------------------------------------+
New Project


S T R E S S   R E S U L T S   F O R   G R O U P   N O.   1

0_L                                                              :
ELEMENT TYPE    5 NO.OF ELEMENTS. IN THIS GROUP   59
C U R R E N T   T I M E   I S      5.0000

 HARDENING 2D SOIL ELEMENT

 ****** TOTAL STRESS FORMULATION *****

  EL *   FORCE     DISPL-Y  VERTICAL-P  HORIZON.-P     MAX-V-P     MAX-H-P           STATE   STIFFNESS Z-LEVEL      PORE
E FACTOR    UFACTOR       Peq           Su_a         Su_p     LAYER
 ------------------------------------------------------------------------------------------------------------------------------
-------------------------------------------------------------------------------------------
   1 D  1.4150E-03  6.3207E-05  4.2494E-02  1.4150E-02  4.2494E-02   1.633          ACTIVE   0.000       0.000       0.000
1.000       1.000      1.4150E-02   0.000       0.000     DI1_164_167_L_0
   2 D  0.5463     -3.0938E-05   3.284       2.731       3.284       17.36          UL-RL  1.0844E+04 -0.2000       0.000
1.000       1.000       2.731       0.000       0.000     DI1_164_167_L_0
   3 D   4.112     -1.2469E-04   6.689       20.56       6.689       35.36          UL-RL  1.0844E+04 -0.4000       0.000
1.000       1.000       20.56       0.000       0.000     DI1_164_167_L_0
   4 D   7.231     -2.1765E-04   10.30       36.15       10.30       51.12          UL-RL  1.0844E+04 -0.6000       0.000
1.000       1.000       36.15       0.000       0.000     DI1_164_167_L_0
   5 D   7.167     -3.0945E-04   14.07       35.83       14.07       50.96          UL-RL  1.0844E+04 -0.8000       0.000
1.000       1.000       35.83       0.000       0.000     DI1_164_167_L_0
   6 D   7.040     -3.9973E-04   17.90       35.20       17.90       50.49          UL-RL  1.0844E+04  -1.000       0.000
1.000       1.000       35.20       0.000       0.000     DI1_164_167_L_0
   7 D   6.874     -4.8816E-04   21.73       34.37       21.73       49.83          UL-RL  1.0844E+04  -1.200       0.000
1.000       1.000       34.37       0.000       0.000     DI1_164_167_L_0
   8 D   6.690     -5.7442E-04   25.59       33.45       25.59       49.07          UL-RL  1.0844E+04  -1.400       0.000
1.000       1.000       33.45       0.000       0.000     DI1_164_167_L_0
   9 D   6.500     -6.5823E-04   29.87       32.50       29.87       48.28          UL-RL  1.0844E+04  -1.600       0.000
1.000       1.000       32.50       0.000       0.000     DI1_164_167_L_0
  10 D   6.315     -7.3933E-04   33.96       31.57       33.96       47.51          UL-RL  1.0844E+04  -1.800       0.000
1.000       1.000       31.57       0.000       0.000     DI1_164_167_L_0
  11 D   6.140     -8.1746E-04   37.91       30.70       37.91       46.79          UL-RL  1.0844E+04  -2.000       0.000
1.000       1.000       30.70       0.000       0.000     DI1_164_167_L_0
  12 D   5.980     -8.9240E-04   41.75       29.90       41.75       46.13          UL-RL  1.0844E+04  -2.200       0.000
1.000       1.000       29.90       0.000       0.000     DI1_164_167_L_0
  13 D   5.837     -9.6395E-04   45.50       29.19       45.50       45.56          UL-RL  1.0844E+04  -2.400       0.000
1.000       1.000       29.19       0.000       0.000     DI1_164_167_L_0
  14 D   5.715     -1.0319E-03   49.18       28.58       49.18       45.08          UL-RL  1.0844E+04  -2.600       0.000
1.000       1.000       28.58       0.000       0.000     DI1_164_167_L_0
  15 D   5.615     -1.0962E-03   52.81       28.07       52.81       44.71          UL-RL  1.0844E+04  -2.800       0.000
1.000       1.000       28.07       0.000       0.000     DI1_164_167_L_0
  16 D   5.537     -1.1565E-03   56.40       27.69       56.40       44.43          UL-RL  1.0844E+04  -3.000       0.000
1.000       1.000       27.69       0.000       0.000     DI1_164_167_L_0
  17 D   5.484     -1.2128E-03   60.10       27.42       60.10       44.27          UL-RL  1.0844E+04  -3.200       0.000
1.000       1.000       27.42       0.000       0.000     DI1_164_167_L_0
  18 D   5.454     -1.2650E-03   63.60       27.27       63.60       44.21          UL-RL  1.0844E+04  -3.400       0.000
1.000       1.000       27.27       0.000       0.000     DI1_164_167_L_0
  19 D   5.448     -1.3130E-03   67.08       27.24       67.08       44.26          UL-RL  1.0844E+04  -3.600       0.000
1.000       1.000       27.24       0.000       0.000     DI1_164_167_L_0
  20 D   5.467     -1.3566E-03   70.54       27.33       70.54       44.42          UL-RL  1.0844E+04  -3.800       0.000
1.000       1.000       27.33       0.000       0.000     DI1_164_167_L_0
  21 D   5.510     -1.3959E-03   73.85       27.55       73.85       44.68          UL-RL  1.0844E+04  -4.000       0.000
1.000       1.000       27.55       0.000       0.000     DI1_164_167_L_0
  22 D   5.577     -1.4308E-03   77.28       27.88       77.28       45.04          UL-RL  1.0844E+04  -4.200       0.000
1.000       1.000       27.88       0.000       0.000     DI1_164_167_L_0
  23 D   5.668     -1.4613E-03   80.69       28.34       80.69       45.51          UL-RL  1.0844E+04  -4.400       0.000
1.000       1.000       28.34       0.000       0.000     DI1_164_167_L_0
  24 D   5.782     -1.4873E-03   84.09       28.91       84.09       46.07          UL-RL  1.0844E+04  -4.600       0.000
1.000       1.000       28.91       0.000       0.000     DI1_164_167_L_0
```

25 D	5.918	-1.5089E-03	87.48	29.59	87.48	46.72	UL-RL	1.0844E+04	-4.800	0.000	
1.000	1.000	29.59	0.000	0.000	DI1_164_167_L_0						
26 D	5.364	-1.5262E-03	90.86	26.82	90.86	49.80	UL-RL	2.6137E+04	-5.000	0.000	
1.000	1.000	26.82	0.000	0.000	DI2_165_168_L_0						
27 D	5.575	-1.5391E-03	94.22	27.88	94.22	49.70	UL-RL	2.6137E+04	-5.200	0.000	
1.000	1.000	27.88	0.000	0.000	DI2_165_168_L_0						
28 D	5.786	-1.5477E-03	97.58	28.93	97.58	49.77	UL-RL	2.6137E+04	-5.400	0.000	
1.000	1.000	28.93	0.000	0.000	DI2_165_168_L_0						
29 D	5.997	-1.5522E-03	100.9	29.98	100.9	50.30	UL-RL	2.6137E+04	-5.600	0.000	
1.000	1.000	29.98	0.000	0.000	DI2_165_168_L_0						
30 D	6.207	-1.5526E-03	104.3	31.03	104.3	51.80	UL-RL	2.6137E+04	-5.800	0.000	
1.000	1.000	31.03	0.000	0.000	DI2_165_168_L_0						
31 D	6.417	-1.5491E-03	107.6	32.08	107.6	53.32	UL-RL	2.6137E+04	-6.000	0.000	
1.000	1.000	32.08	0.000	0.000	DI2_165_168_L_0						
32 D	6.607	-1.5418E-03	110.6	33.03	110.6	54.83	UL-RL	2.6137E+04	-6.200	0.000	
1.000	1.000	33.03	0.000	0.000	DI2_165_168_L_0						
33 D	6.797	-1.5308E-03	113.7	33.99	113.7	56.35	UL-RL	2.6137E+04	-6.400	0.000	
1.000	1.000	33.99	0.000	0.000	DI2_165_168_L_0						
34 D	6.988	-1.5164E-03	116.7	34.94	116.7	57.88	UL-RL	2.6137E+04	-6.600	0.000	
1.000	1.000	34.94	0.000	0.000	DI2_165_168_L_0						
35 D	7.179	-1.4988E-03	119.7	35.90	119.7	59.41	UL-RL	2.6137E+04	-6.800	0.000	
1.000	1.000	35.90	0.000	0.000	DI2_165_168_L_0						
36 D	7.371	-1.4782E-03	122.8	36.85	122.8	60.94	UL-RL	2.6137E+04	-7.000	0.000	
1.000	1.000	36.85	0.000	0.000	DI2_165_168_L_0						
37 D	7.562	-1.4548E-03	125.8	37.81	125.8	62.47	UL-RL	2.6137E+04	-7.200	0.000	
1.000	1.000	37.81	0.000	0.000	DI2_165_168_L_0						
38 D	7.754	-1.4289E-03	128.9	38.77	128.9	64.01	UL-RL	2.6137E+04	-7.400	0.000	
1.000	1.000	38.77	0.000	0.000	DI2_165_168_L_0						
39 D	7.945	-1.4008E-03	132.0	39.73	132.0	65.55	UL-RL	2.6137E+04	-7.600	0.000	
1.000	1.000	39.73	0.000	0.000	DI2_165_168_L_0						
40 D	8.137	-1.3707E-03	135.0	40.68	135.0	67.09	UL-RL	2.6137E+04	-7.800	0.000	
1.000	1.000	40.68	0.000	0.000	DI2_165_168_L_0						
41 D	8.329	-1.3388E-03	138.1	41.64	138.1	68.64	UL-RL	2.6137E+04	-8.000	0.000	
1.000	1.000	41.64	0.000	0.000	DI2_165_168_L_0						
42 D	8.520	-1.3054E-03	141.2	42.60	141.2	70.18	UL-RL	2.6137E+04	-8.200	0.000	
1.000	1.000	42.60	0.000	0.000	DI2_165_168_L_0						
43 D	8.712	-1.2707E-03	144.3	43.56	144.3	71.73	UL-RL	2.6137E+04	-8.400	0.000	
1.000	1.000	43.56	0.000	0.000	DI2_165_168_L_0						
44 D	8.903	-1.2348E-03	147.4	44.52	147.4	73.28	UL-RL	2.6137E+04	-8.600	0.000	
1.000	1.000	44.52	0.000	0.000	DI2_165_168_L_0						
45 D	9.095	-1.1978E-03	150.5	45.47	150.5	74.83	UL-RL	2.6137E+04	-8.800	0.000	
1.000	1.000	45.47	0.000	0.000	DI2_165_168_L_0						
46 D	9.286	-1.1601E-03	153.6	46.43	153.6	76.38	UL-RL	2.6137E+04	-9.000	0.000	
1.000	1.000	46.43	0.000	0.000	DI2_165_168_L_0						
47 D	9.478	-1.1217E-03	156.7	47.39	156.7	77.93	UL-RL	2.6137E+04	-9.200	0.000	
1.000	1.000	47.39	0.000	0.000	DI2_165_168_L_0						
48 D	9.670	-1.0827E-03	159.8	48.35	159.8	79.48	UL-RL	2.6137E+04	-9.400	0.000	
1.000	1.000	48.35	0.000	0.000	DI2_165_168_L_0						
49 D	9.861	-1.0433E-03	163.0	49.31	163.0	81.04	UL-RL	2.6137E+04	-9.600	0.000	
1.000	1.000	49.31	0.000	0.000	DI2_165_168_L_0						
50 D	10.11	-1.0036E-03	166.1	50.53	166.1	82.59	UL-RL	2.6137E+04	-9.800	0.000	
1.000	1.000	50.53	0.000	0.000	DI2_165_168_L_0						
51 D	10.68	-9.6356E-04	169.2	53.42	169.2	84.15	UL-RL	2.6137E+04	-10.00	0.000	
1.000	1.000	53.42	0.000	0.000	DI2_165_168_L_0						
52 D	11.26	-9.2336E-04	172.3	56.32	172.3	85.71	UL-RL	2.6137E+04	-10.20	0.000	
1.000	1.000	56.32	0.000	0.000	DI2_165_168_L_0						
53 D	11.85	-8.8304E-04	175.5	59.24	175.5	87.27	UL-RL	2.6137E+04	-10.40	0.000	
1.000	1.000	59.24	0.000	0.000	DI2_165_168_L_0						
54 D	12.43	-8.4263E-04	178.6	62.16	178.6	88.82	UL-RL	2.6137E+04	-10.60	0.000	
1.000	1.000	62.16	0.000	0.000	DI2_165_168_L_0						
55 D	13.02	-8.0216E-04	181.8	65.09	181.8	90.38	UL-RL	2.6137E+04	-10.80	0.000	
1.000	1.000	65.09	0.000	0.000	DI2_165_168_L_0						
56 D	13.60	-7.6167E-04	184.9	68.02	184.9	91.94	UL-RL	2.6137E+04	-11.00	0.000	
1.000	1.000	68.02	0.000	0.000	DI2_165_168_L_0						
57 D	14.19	-7.2116E-04	188.0	70.95	188.0	93.50	UL-RL	2.6137E+04	-11.20	0.000	
1.000	1.000	70.95	0.000	0.000	DI2_165_168_L_0						
58 D	11.08	-6.8064E-04	191.2	73.88	191.2	95.06	UL-RL	2.6137E+04	-11.40	0.000	
1.000	1.000	73.88	0.000	0.000	DI2_165_168_L_0						
59 D	3.767	-6.6038E-04	192.8	75.34	192.8	95.84	UL-RL	2.6137E+04	-11.50	0.000	
1.000	1.000	75.34	0.000	0.000	DI2_165_168_L_0						

```
+-----------------------------------------------------------------------------------------------------------------------+
|                  PARATIEPLUS(TM)   NLS ENGINE RELEASE  2018.0    FULL VERSION  *Build date:Nov 13, 2017*              |
|                                                                                                                       |
|                                      NewProject.BaseDesignSection_28.Nominal_63                                       |
|                                 Exe Time : 4 September 2018 18:05:29                                                  |
+-----------------------------------------------------------------------------------------------------------------------+
New Project


S T R E S S   R E S U L T S   F O R   G R O U P   N O.   2

0_R                                                                  :
ELEMENT TYPE    5 NO.OF ELEMENTS. IN THIS GROUP   59
C U R R E N T   T I M E   I S     5.0000

 HARDENING 2D SOIL ELEMENT

 ****** TOTAL STRESS FORMULATION *****

 EL *   FORCE     DISPL-Y  VERTICAL-P  HORIZON.-P     MAX-V-P     MAX-H-P          STATE   STIFFNESS Z-LEVEL      PORE
E FACTOR    UFACTOR       Peq          Su_a        Su_p     LAYER
 ---------------------------------------------------------------------------------------------------------------------------
-----------------------------------------------------------------------------------------------
   1     0.000         --          --          --          --          --          REMOVED     --        0.000       0.000
1.000       1.000       0.000       0.000       0.000     not available
   2     0.000         --          --          --          --          --          REMOVED     --      -0.2000       0.000
1.000       1.000       0.000       0.000       0.000     not available
   3     0.000         --          --          --          --          --          REMOVED     --      -0.4000       0.000
1.000       1.000       0.000       0.000       0.000     not available
   4     0.000         --          --          --          --          --          REMOVED     --      -0.6000       0.000
1.000       1.000       0.000       0.000       0.000     not available
   5     0.000         --          --          --          --          --          REMOVED     --      -0.8000       0.000
1.000       1.000       0.000       0.000       0.000     not available
   6     0.000         --          --          --          --          --          REMOVED     --       -1.000       0.000
1.000       1.000       0.000       0.000       0.000     not available
   7     0.000         --          --          --          --          --          REMOVED     --       -1.200       0.000
1.000       1.000       0.000       0.000       0.000     not available
   8     0.000         --          --          --          --          --          REMOVED     --       -1.400       0.000
1.000       1.000       0.000       0.000       0.000     not available
   9     0.000         --          --          --          --          --          REMOVED     --       -1.600       0.000
1.000       1.000       0.000       0.000       0.000     not available
  10     0.000         --          --          --          --          --          REMOVED     --       -1.800       0.000
1.000       1.000       0.000       0.000       0.000     not available
  11     0.000         --          --          --          --          --          REMOVED     --       -2.000       0.000
1.000       1.000       0.000       0.000       0.000     not available
  12     0.000         --          --          --          --          --          REMOVED     --       -2.200       0.000
1.000       1.000       0.000       0.000       0.000     not available
  13     0.000         --          --          --          --          --          REMOVED     --       -2.400       0.000
1.000       1.000       0.000       0.000       0.000     not available
  14     0.000         --          --          --          --          --          REMOVED     --       -2.600       0.000
1.000       1.000       0.000       0.000       0.000     not available
  15     0.000         --          --          --          --          --          REMOVED     --       -2.800       0.000
1.000       1.000       0.000       0.000       0.000     not available
  16     0.000         --          --          --          --          --          REMOVED     --       -3.000       0.000
1.000       1.000       0.000       0.000       0.000     not available
  17     0.000         --          --          --          --          --          REMOVED     --       -3.200       0.000
1.000       1.000       0.000       0.000       0.000     not available
  18     0.000         --          --          --          --          --          REMOVED     --       -3.400       0.000
1.000       1.000       0.000       0.000       0.000     not available
  19     0.000         --          --          --          --          --          REMOVED     --       -3.600       0.000
1.000       1.000       0.000       0.000       0.000     not available
  20     0.000         --          --          --          --          --          REMOVED     --       -3.800       0.000
1.000       1.000       0.000       0.000       0.000     not available
  21     0.000         --          --          --          --          --          REMOVED     --       -4.000       0.000
1.000       1.000       0.000       0.000       0.000     not available
  22     0.000         --          --          --          --          --          REMOVED     --       -4.200       0.000
1.000       1.000       0.000       0.000       0.000     not available
  23     0.000         --          --          --          --          --          REMOVED     --       -4.400       0.000
1.000       1.000       0.000       0.000       0.000     not available
  24     0.000         --          --          --          --          --          REMOVED     --       -4.600       0.000
1.000       1.000       0.000       0.000       0.000     not available
```

25	0.000	--	--	--	--	--	REMOVED	--	-4.800	0.000	
1.000	1.000	0.000	0.000	0.000	not available						
26	0.000	--	--	--	--	--	REMOVED	--	-5.000	0.000	
1.000	1.000	0.000	0.000	0.000	not available						
27	0.000	--	--	--	--	--	REMOVED	--	-5.200	0.000	
1.000	1.000	0.000	0.000	0.000	not available						
28	0.000	--	--	--	--	--	REMOVED	--	-5.400	0.000	
1.000	1.000	0.000	0.000	0.000	not available						
29	0.000	--	--	--	--	--	REMOVED	--	-5.600	0.000	
1.000	1.000	0.000	0.000	0.000	not available						
30	0.000	--	--	--	--	--	REMOVED	--	-5.800	0.000	
1.000	1.000	0.000	0.000	0.000	not available						
31	0.000	--	--	--	--	--	REMOVED	--	-6.000	0.000	
1.000	1.000	0.000	0.000	0.000	not available						
32	0.000	--	--	--	--	--	REMOVED	--	-6.200	0.000	
1.000	1.000	0.000	0.000	0.000	not available						
33 D	0.000	1.5308E-03	1.600	0.000	1.600	0.8000	ACTIVE	0.000	-6.400	0.000	
1.000	1.000	0.000	0.000	0.000	DI2_165_168_L_0						
34 D	0.2709	1.5164E-03	4.800	1.354	4.800	2.400	UL-RL	1.7040E+04	-6.600	0.000	
1.000	1.000	1.354	0.000	0.000	DI2_165_168_L_0						
35 D	0.5832	1.4988E-03	8.000	2.916	8.000	4.000	UL-RL	1.7040E+04	-6.800	0.000	
1.000	1.000	2.916	0.000	0.000	DI2_165_168_L_0						
36 D	5.635	1.4782E-03	11.20	28.18	112.0	61.41	UL-RL	1.7040E+04	-7.000	0.000	
1.000	1.000	28.18	0.000	0.000	DI2_165_168_L_0						
37 D	8.639	1.4548E-03	14.40	43.20	115.2	63.09	UL-RL	1.7040E+04	-7.200	0.000	
1.000	1.000	43.20	0.000	0.000	DI2_165_168_L_0						
38 D	11.66	1.4289E-03	17.60	58.28	118.4	64.75	UL-RL	1.7040E+04	-7.400	0.000	
1.000	1.000	58.28	0.000	0.000	DI2_165_168_L_0						
39 D	12.01	1.4008E-03	20.80	60.06	121.6	66.37	UL-RL	1.7040E+04	-7.600	0.000	
1.000	1.000	60.06	0.000	0.000	DI2_165_168_L_0						
40 D	12.34	1.3707E-03	24.00	61.68	124.8	67.96	UL-RL	1.7040E+04	-7.800	0.000	
1.000	1.000	61.68	0.000	0.000	DI2_165_168_L_0						
41 D	12.63	1.3388E-03	27.20	63.17	128.0	69.51	UL-RL	1.7040E+04	-8.000	0.000	
1.000	1.000	63.17	0.000	0.000	DI2_165_168_L_0						
42 D	12.91	1.3054E-03	30.40	64.55	131.2	71.04	UL-RL	1.7040E+04	-8.200	0.000	
1.000	1.000	64.55	0.000	0.000	DI2_165_168_L_0						
43 D	13.17	1.2707E-03	33.60	65.84	134.4	72.55	UL-RL	1.7040E+04	-8.400	0.000	
1.000	1.000	65.84	0.000	0.000	DI2_165_168_L_0						
44 D	13.41	1.2348E-03	36.80	67.06	137.6	74.04	UL-RL	1.7040E+04	-8.600	0.000	
1.000	1.000	67.06	0.000	0.000	DI2_165_168_L_0						
45 D	13.64	1.1978E-03	40.00	68.21	140.8	75.51	UL-RL	1.7040E+04	-8.800	0.000	
1.000	1.000	68.21	0.000	0.000	DI2_165_168_L_0						
46 D	13.86	1.1601E-03	43.20	69.31	144.0	76.97	UL-RL	1.7040E+04	-9.000	0.000	
1.000	1.000	69.31	0.000	0.000	DI2_165_168_L_0						
47 D	14.07	1.1217E-03	46.40	70.36	147.2	78.42	UL-RL	1.7040E+04	-9.200	0.000	
1.000	1.000	70.36	0.000	0.000	DI2_165_168_L_0						
48 D	14.27	1.0827E-03	49.60	71.37	150.4	79.86	UL-RL	1.7040E+04	-9.400	0.000	
1.000	1.000	71.37	0.000	0.000	DI2_165_168_L_0						
49 D	14.47	1.0433E-03	52.80	72.35	153.6	81.29	UL-RL	1.7040E+04	-9.600	0.000	
1.000	1.000	72.35	0.000	0.000	DI2_165_168_L_0						
50 D	14.66	1.0036E-03	56.00	73.31	156.8	82.72	UL-RL	1.7040E+04	-9.800	0.000	
1.000	1.000	73.31	0.000	0.000	DI2_165_168_L_0						
51 D	14.85	9.6356E-04	59.20	74.23	160.0	84.15	UL-RL	1.7040E+04	-10.00	0.000	
1.000	1.000	74.23	0.000	0.000	DI2_165_168_L_0						
52 D	15.01	9.2336E-04	62.40	75.06	163.2	85.71	UL-RL	1.7040E+04	-10.20	0.000	
1.000	1.000	75.06	0.000	0.000	DI2_165_168_L_0						
53 D	15.18	8.8304E-04	65.60	75.88	166.4	87.27	UL-RL	1.7040E+04	-10.40	0.000	
1.000	1.000	75.88	0.000	0.000	DI2_165_168_L_0						
54 D	15.34	8.4263E-04	68.80	76.68	169.6	88.82	UL-RL	1.7040E+04	-10.60	0.000	
1.000	1.000	76.68	0.000	0.000	DI2_165_168_L_0						
55 D	15.49	8.0216E-04	72.00	77.46	172.8	90.38	UL-RL	1.7040E+04	-10.80	0.000	
1.000	1.000	77.46	0.000	0.000	DI2_165_168_L_0						
56 D	15.65	7.6167E-04	75.20	78.24	176.0	91.94	UL-RL	1.7040E+04	-11.00	0.000	
1.000	1.000	78.24	0.000	0.000	DI2_165_168_L_0						
57 D	15.80	7.2116E-04	78.40	79.01	179.2	93.50	UL-RL	1.7040E+04	-11.20	0.000	
1.000	1.000	79.01	0.000	0.000	DI2_165_168_L_0						
58 D	11.97	6.8064E-04	81.60	79.77	182.4	95.06	UL-RL	1.7040E+04	-11.40	0.000	
1.000	1.000	79.77	0.000	0.000	DI2_165_168_L_0						
59 D	4.007	6.6038E-04	83.20	80.15	184.0	95.84	UL-RL	1.7040E+04	-11.50	0.000	
1.000	1.000	80.15	0.000	0.000	DI2_165_168_L_0						

```
+-------------------------------------------------------------------------------------------------------------------------+
|                   PARATIEPLUS(TM)   NLS ENGINE RELEASE  2018.0    FULL VERSION  *Build date:Nov 13, 2017*              |
|                                                                                                                         |
|                                      NewProject.BaseDesignSection_28.Nominal_63                                         |
|                                   Exe Time : 4 September 2018 18:05:29                                                  |
+-------------------------------------------------------------------------------------------------------------------------+
New Project


S T R E S S   R E S U L T S   F O R   G R O U P   N O.   3

WallElement_33                                                  :
ELEMENT TYPE    2 NO.OF ELEMENTS. IN THIS GROUP   58
C U R R E N T   T I M E   I S     5.0000

 WALL2D ELEMENT

   EL      TA          TB          MA          MB
-------------------------------------------------------
    1 -121.65      121.65    -3.78719E-12 -24.330
    2 -121.10      121.10      24.330     -48.551
    3 -116.99      116.99      48.551     -71.949
    4 -109.76      109.76      71.949     -93.902
    5 -102.59      102.59      93.902     -114.42
    6 -95.555      95.555      114.42     -133.53
    7 -88.681      88.681      133.53     -151.27
    8 -81.991      81.991      151.27     -167.67
    9 -75.491      75.491      167.67     -182.76
   10 -69.177      69.177      182.76     -196.60
   11 -63.037      63.037      196.60     -209.21
   12 -57.057      57.057      209.21     -220.62
   13 -51.220      51.220      220.62     -230.86
   14 -45.505      45.505      230.86     -239.96
   15 -39.890      39.890      239.96     -247.94
   16 -34.352      34.352      247.94     -254.81
   17 -28.869      28.869      254.81     -260.59
   18 -23.415      23.415      260.59     -265.27
   19 -17.967      17.967      265.27     -268.86
   20 -12.500      12.500      268.86     -271.36
   21 -6.9903      6.9903      271.36     -272.76
   22 -1.4134      1.4134      272.76     -273.04
   23  4.2543     -4.2543      273.04     -272.19
   24  10.036     -10.036      272.19     -270.19
   25  15.954     -15.954      270.19     -266.99
   26  21.318     -21.318      266.99     -262.73
   27  26.893     -26.893      262.73     -257.35
   28  32.679     -32.679      257.35     -250.82
   29  38.676     -38.676      250.82     -243.08
   30  44.883     -44.883      243.08     -234.10
   31  51.300     -51.300      234.10     -223.84
   32  57.906     -57.906      223.84     -212.26
   33  64.745     -64.745      212.26     -199.31
   34  71.462     -71.462      199.31     -185.02
   35  78.058     -78.058      185.02     -169.41
   36  79.793     -79.793      169.41     -153.45
   37  78.716     -78.716      153.45     -137.71
   38  74.813     -74.813      137.71     -122.75
   39  70.746     -70.746      122.75     -108.60
   40  66.546     -66.546      108.60     -95.287
   41  62.240     -62.240      95.287     -82.839
   42  57.850     -57.850      82.839     -71.269
   43  53.392     -53.392      71.269     -60.591
   44  48.884     -48.884      60.591     -50.814
   45  44.337     -44.337      50.814     -41.947
   46  39.762     -39.762      41.947     -33.995
   47  35.168     -35.168      33.995     -26.961
   48  30.563     -30.563      26.961     -20.849
   49  25.953     -25.953      20.849     -15.658
   50  21.397     -21.397      15.658     -11.379
   51  17.234     -17.234      11.379     -7.9318
   52  13.486     -13.486      7.9318     -5.2348
```

53	10.158	-10.158	5.2348	-3.2031
54	7.2555	-7.2555	3.2031	-1.7520
55	4.7805	-4.7805	1.7520	-0.79591
56	2.7358	-2.7358	0.79591	-0.24875
57	1.1237	-1.1237	0.24875	-2.40132E-02
58	0.24011	-0.24011	2.40132E-02	1.51346E-11

```
+-------------------------------------------------------------------------------------------------------------------------------+
|                   PARATIEPLUS(TM)   NLS ENGINE RELEASE  2018.0    FULL VERSION  *Build date:Nov 13, 2017*                    |
|                                                                                                                               |
|                                      NewProject.BaseDesignSection_28.Nominal_63                                               |
|                                  Exe Time : 4 September 2018 18:05:29                                                         |
+-------------------------------------------------------------------------------------------------------------------------------+
New Project


S T R E S S   R E S U L T S   F O R   G R O U P   N O.   4

Tieback_175                                                  :
ELEMENT TYPE    6 NO.OF ELEMENTS. IN THIS GROUP    1
C U R R E N T   T I M E   I S      5.0000

 POST-TENSION 2D-BOUNDARY ELEMENT

         EL    FORCE          d0          EDISPL     pl. eps          K     -ve limit   +ve limit
-----------------------------------------------------------------------------------------------------------
 ANCHOR    1   140.45     -1.31907E-03 -1.64062E-04   0.0000       1689.0       0.0000       0.0000     ELASTIC  ORIGINAL
YOUNG MODULUS

 ITER     0 RNORM = 71.50     RMNORM= 0.000
             RINORM=0.4155E+06 RIMNOR=0.3526E+07
             RENORM= 3833.     REMNOR=0.4488E-19 RATIO =0.9605E-01 TOLER =0.1000E-03  NOT CONVERGED
             RFMAX = 121.7     RMMAX = 273.0
             RTSMAL=0.1000E-02 RMSMAL=0.1000E-02
             RDT   =0.4155E+06 RDR   =0.3526E+07
             RATIOT=0.9605E-01 RATIOR= 0.000
             MAX UN= 9.454     IEQ=    99 NODE     50 DOF   1  Y-DISPL.F
             MIN UN=-.6531E-10 IEQ=    64 NODE     32 DOF   2   X-ROT. F
             NO. OF CONTACT CONSTRAINT VIOLATIONS     0


 ITER     2 RNORM = 71.50     RMNORM= 0.000
             RINORM=0.4155E+06 RIMNOR=0.3526E+07
             RENORM= 1720.     REMNOR=0.4561E-17 RATIO =0.6433E-01 TOLER =0.1000E-03  NOT CONVERGED
             RFMAX = 121.7     RMMAX = 273.0
             RTSMAL=0.1000E-02 RMSMAL=0.1000E-02
             RDT   =0.4155E+06 RDR   =0.3526E+07
             RATIOT=0.6433E-01 RATIOR= 0.000
             MAX UN= 12.93     IEQ=    63 NODE     32 DOF   1  Y-DISPL.F
             MIN UN=-.3266E-08 IEQ=     9 NODE      5 DOF   1  Y-DISPL.F
             NO. OF CONTACT CONSTRAINT VIOLATIONS     0


 ITER     3 RNORM = 71.50     RMNORM= 0.000
             RINORM=0.4155E+06 RIMNOR=0.3526E+07
             RENORM= 557.8     REMNOR=0.1290E-16 RATIO =0.3664E-01 TOLER =0.1000E-03  NOT CONVERGED
             RFMAX = 121.7     RMMAX = 273.0
             RTSMAL=0.1000E-02 RMSMAL=0.1000E-02
             RDT   =0.4155E+06 RDR   =0.3526E+07
             RATIOT=0.3664E-01 RATIOR= 0.000
             MAX UN= 9.062     IEQ=    25 NODE     13 DOF   1  Y-DISPL.F
             MIN UN=-.1222E-07 IEQ=    65 NODE     33 DOF   1  Y-DISPL.F
             NO. OF CONTACT CONSTRAINT VIOLATIONS     0


 ITER     4 RNORM = 71.50     RMNORM= 0.000
             RINORM=0.4155E+06 RIMNOR=0.3526E+07
             RENORM= 356.1     REMNOR=0.1525E-15 RATIO =0.2928E-01 TOLER =0.1000E-03  NOT CONVERGED
             RFMAX = 121.7     RMMAX = 273.0
             RTSMAL=0.1000E-02 RMSMAL=0.1000E-02
             RDT   =0.4155E+06 RDR   =0.3526E+07
             RATIOT=0.2928E-01 RATIOR= 0.000
             MAX UN= 11.26     IEQ=    95 NODE     48 DOF   1  Y-DISPL.F
             MIN UN=-.8155E-07 IEQ=     5 NODE      3 DOF   1  Y-DISPL.F
             NO. OF CONTACT CONSTRAINT VIOLATIONS     0


 ITER     5 RNORM = 71.50     RMNORM= 0.000
```

```
  RINORM=0.4155E+06 RIMNOR=0.3526E+07
  RENORM= 46.29     REMNOR=0.3457E-16 RATIO =0.1056E-01 TOLER =0.1000E-03  NOT CONVERGED
  RFMAX = 121.7     RMMAX = 273.0
  RTSMAL=0.1000E-02 RMSMAL=0.1000E-02
  RDT   =0.4155E+06 RDR   =0.3526E+07
  RATIOT=0.1056E-01 RATIOR= 0.000
  MAX UN= 5.924     IEQ=   109 NODE     55 DOF   1  Y-DISPL.F
  MIN UN=-1.951     IEQ=   115 NODE     58 DOF   1  Y-DISPL.F
  NO. OF CONTACT CONSTRAINT VIOLATIONS     0


ITER      6 RNORM = 71.50     RMNORM= 0.000
  RINORM=0.4155E+06 RIMNOR=0.3526E+07
  RENORM=0.1257     REMNOR=0.4214E-16 RATIO =0.5501E-03 TOLER =0.1000E-03  NOT CONVERGED
  RFMAX = 121.7     RMMAX = 273.0
  RTSMAL=0.1000E-02 RMSMAL=0.1000E-02
  RDT   =0.4155E+06 RDR   =0.3526E+07
  RATIOT=0.5501E-03 RATIOR= 0.000
  MAX UN=0.3546     IEQ=   115 NODE     58 DOF   1  Y-DISPL.F
  MIN UN=-.3284E-07 IEQ=     7 NODE      4 DOF   1  Y-DISPL.F
  NO. OF CONTACT CONSTRAINT VIOLATIONS     0


ITER      7 RNORM = 71.50     RMNORM= 0.000
  RINORM=0.4155E+06 RIMNOR=0.3526E+07
  RENORM=0.2287E-02 REMNOR=0.4056E-16 RATIO =0.7419E-04 TOLER =0.1000E-03      CONVERGED !
  RFMAX = 121.7     RMMAX = 273.0
  RTSMAL=0.1000E-02 RMSMAL=0.1000E-02
  RDT   =0.4155E+06 RDR   =0.3526E+07
  RATIOT=0.7419E-04 RATIOR= 0.000
  MAX UN=0.1903E-01 IEQ=     3 NODE      2 DOF   1  Y-DISPL.F
  MIN UN=-.3331E-07 IEQ=    53 NODE     27 DOF   1  Y-DISPL.F
  NO. OF CONTACT CONSTRAINT VIOLATIONS     0
```

```
+-------------------------------------------------------------------------------------------------------------------------+
|                   PARATIEPLUS(TM)   NLS ENGINE RELEASE  2018.0    FULL VERSION  *Build date:Nov 13, 2017*              |
|                                                                                                                         |
|                                      NewProject.BaseDesignSection_28.Nominal_63                                         |
|                                  Exe Time : 4 September 2018 18:05:29                                                   |
+-------------------------------------------------------------------------------------------------------------------------+
New Project
SOLUTION REACHED USING     7 ITERATIONS ON   40

P R I N T   O U T   F O R   T I M E   S T E P    6     ( AT TIME   6.000     )

PRINT OUT OF ACTIVE COMPONENTS (FIXED NODES ARE NOT PRINTED OUT)

          Y-DISPL.F        X-ROT. F
            (02)             (04)           (
    1   4.9973306E-02  -3.0859867E-03
    2   4.9356009E-02  -3.0874820E-03
    3   4.8738115E-02  -3.0919519E-03
    4   4.8119032E-02  -3.0993609E-03
    5   4.7498178E-02  -3.1096661E-03
    6   4.6874976E-02  -3.1228164E-03
    7   4.6248865E-02  -3.1387528E-03
    8   4.5619294E-02  -3.1574079E-03
    9   4.4985726E-02  -3.1787060E-03
   10   4.4347641E-02  -3.2025627E-03
   11   4.3704537E-02  -3.2288845E-03
   12   4.3055930E-02  -3.2575695E-03
   13   4.2401359E-02  -3.2885071E-03
   14   4.1740385E-02  -3.3215787E-03
   15   4.1072593E-02  -3.3566576E-03
   16   4.0397597E-02  -3.3936095E-03
   17   3.9715031E-02  -3.4322921E-03
   18   3.9024571E-02  -3.4725551E-03
   19   3.8325914E-02  -3.5142408E-03
   20   3.7618791E-02  -3.5571838E-03
   21   3.6902972E-02  -3.6012111E-03
   22   3.6178250E-02  -3.6461429E-03
   23   3.5444467E-02  -3.6917917E-03
   24   3.4701498E-02  -3.7379627E-03
   25   3.3949260E-02  -3.7844540E-03
   26   3.3187709E-02  -3.8310560E-03
   27   3.2416848E-02  -3.8775640E-03
   28   3.1636707E-02  -3.9237789E-03
   29   3.0847370E-02  -3.9694943E-03
   30   3.0048957E-02  -4.0144976E-03
   31   2.9241633E-02  -4.0585699E-03
   32   2.8425610E-02  -4.1014853E-03
   33   2.7601135E-02  -4.1430156E-03
   34   2.6768510E-02  -4.1829518E-03
   35   2.5928072E-02  -4.2211161E-03
   36   2.5080192E-02  -4.2573536E-03
   37   2.4225272E-02  -4.2915327E-03
   38   2.3363728E-02  -4.3235450E-03
   39   2.2496005E-02  -4.3533047E-03
   40   2.1622560E-02  -4.3807495E-03
   41   2.0743862E-02  -4.4058396E-03
   42   1.9860382E-02  -4.4285586E-03
   43   1.8972596E-02  -4.4489129E-03
   44   1.8080973E-02  -4.4669319E-03
   45   1.7185980E-02  -4.4826680E-03
   46   1.6288057E-02  -4.4961967E-03
   47   1.5387642E-02  -4.5076161E-03
   48   1.4485143E-02  -4.5170476E-03
   49   1.3580946E-02  -4.5246352E-03
   50   1.2675406E-02  -4.5305460E-03
   51   1.1768831E-02  -4.5349701E-03
   52   1.0861480E-02  -4.5381204E-03
   53   9.9536748E-03  -4.5402326E-03
   54   9.0454853E-03  -4.5415495E-03
   55   8.1370932E-03  -4.5422929E-03
   56   7.2285938E-03  -4.5426519E-03
```

```
57   6.3200476E-03  -4.5427833E-03
58   5.4114874E-03  -4.5428110E-03
59   4.9571608E-03  -4.5428117E-03
```

```
+-------------------------------------------------------------------------------------------------------------------------------+
|                   PARATIEPLUS(TM)   NLS ENGINE RELEASE  2018.0    FULL VERSION  *Build date:Nov 13, 2017*                    |
|                                                                                                                               |
|                                      NewProject.BaseDesignSection_28.Nominal_63                                               |
|                                   Exe Time : 4 September 2018 18:05:29                                                        |
+-------------------------------------------------------------------------------------------------------------------------------+
New Project


S T R E S S   R E S U L T S   F O R   G R O U P   N O.   1

0_L                                                              :
ELEMENT TYPE    5 NO.OF ELEMENTS. IN THIS GROUP   59
C U R R E N T   T I M E   I S      6.0000

 HARDENING 2D SOIL ELEMENT

 ****** TOTAL STRESS FORMULATION *****

  EL *   FORCE     DISPL-Y  VERTICAL-P  HORIZON.-P     MAX-V-P     MAX-H-P           STATE   STIFFNESS Z-LEVEL      PORE
E FACTOR    UFACTOR       Peq           Su_a         Su_p     LAYER
 ------------------------------------------------------------------------------------------------------------------------------
-------------------------------------------------------------------------------------------
   1 D  1.2930E-02 -4.9973E-02  4.2494E-02  0.1293      4.2494E-02   1.633          UL-RL  1.0844E+04   0.000       0.000
1.000       1.000      0.1293       0.000       0.000     DI1_164_167_L_0
   2 D  0.4546     -4.9356E-02   3.284       2.273       3.284       17.36          UL-RL  1.0844E+04 -0.2000       0.000
1.000       1.000       2.273       0.000       0.000     DI1_164_167_L_0
   3 D  0.9049     -4.8738E-02   6.689       4.525       6.689       35.36          UL-RL  1.0844E+04 -0.4000       0.000
1.000       1.000       4.525       0.000       0.000     DI1_164_167_L_0
   4 D   1.383     -4.8119E-02   10.30       6.915       10.30       53.70          UL-RL  1.0844E+04 -0.6000       0.000
1.000       1.000       6.915       0.000       0.000     DI1_164_167_L_0
   5 D   1.881     -4.7498E-02   14.07       9.406       14.07       70.85          UL-RL  1.0844E+04 -0.8000       0.000
1.000       1.000       9.406       0.000       0.000     DI1_164_167_L_0
   6 D   2.388     -4.6875E-02   17.90       11.94       17.90       70.22          UL-RL  1.0844E+04  -1.000       0.000
1.000       1.000       11.94       0.000       0.000     DI1_164_167_L_0
   7 D   2.895     -4.6249E-02   21.73       14.48       21.73       69.39          UL-RL  1.0844E+04  -1.200       0.000
1.000       1.000       14.48       0.000       0.000     DI1_164_167_L_0
   8 D   3.406     -4.5619E-02   25.59       17.03       25.59       68.47          UL-RL  1.0844E+04  -1.400       0.000
1.000       1.000       17.03       0.000       0.000     DI1_164_167_L_0
   9 D   3.973     -4.4986E-02   29.87       19.86       29.87       67.52          UL-RL  1.0844E+04  -1.600       0.000
1.000       1.000       19.86       0.000       0.000     DI1_164_167_L_0
  10 D   4.514     -4.4348E-02   33.96       22.57       33.96       66.59          UL-RL  1.0844E+04  -1.800       0.000
1.000       1.000       22.57       0.000       0.000     DI1_164_167_L_0
  11 D   5.036     -4.3705E-02   37.91       25.18       37.91       65.72          UL-RL  1.0844E+04  -2.000       0.000
1.000       1.000       25.18       0.000       0.000     DI1_164_167_L_0
  12 D   5.544     -4.3056E-02   41.75       27.72       41.75       64.92          UL-RL  1.0844E+04  -2.200       0.000
1.000       1.000       27.72       0.000       0.000     DI1_164_167_L_0
  13 D   6.040     -4.2401E-02   45.50       30.20       45.50       64.21          UL-RL  1.0844E+04  -2.400       0.000
1.000       1.000       30.20       0.000       0.000     DI1_164_167_L_0
  14 D   6.528     -4.1740E-02   49.18       32.64       49.18       63.60          UL-RL  1.0844E+04  -2.600       0.000
1.000       1.000       32.64       0.000       0.000     DI1_164_167_L_0
  15 D   7.008     -4.1073E-02   52.81       35.04       52.81       63.09          UL-RL  1.0844E+04  -2.800       0.000
1.000       1.000       35.04       0.000       0.000     DI1_164_167_L_0
  16 D   7.481     -4.0398E-02   56.40       37.41       56.40       62.71          UL-RL  1.0844E+04  -3.000       0.000
1.000       1.000       37.41       0.000       0.000     DI1_164_167_L_0
  17 D   7.971     -3.9715E-02   60.10       39.86       60.10       62.44          UL-RL  1.0844E+04  -3.200       0.000
1.000       1.000       39.86       0.000       0.000     DI1_164_167_L_0
  18 D   8.435     -3.9025E-02   63.60       42.17       63.60       62.29          ACTIVE   0.000      -3.400       0.000
1.000       1.000       42.17       0.000       0.000     DI1_164_167_L_0
  19 D   8.896     -3.8326E-02   67.08       44.48       67.08       62.26          ACTIVE   0.000      -3.600       0.000
1.000       1.000       44.48       0.000       0.000     DI1_164_167_L_0
  20 D   9.355     -3.7619E-02   70.54       46.77       70.54       62.35          ACTIVE   0.000      -3.800       0.000
1.000       1.000       46.77       0.000       0.000     DI1_164_167_L_0
  21 D   9.794     -3.6903E-02   73.85       48.97       73.85       62.57          ACTIVE   0.000      -4.000       0.000
1.000       1.000       48.97       0.000       0.000     DI1_164_167_L_0
  22 D   10.25     -3.6178E-02   77.28       51.24       77.28       62.90          ACTIVE   0.000      -4.200       0.000
1.000       1.000       51.24       0.000       0.000     DI1_164_167_L_0
  23 D   10.70     -3.5444E-02   80.69       53.51       80.69       63.36          ACTIVE   0.000      -4.400       0.000
1.000       1.000       53.51       0.000       0.000     DI1_164_167_L_0
  24 D   11.15     -3.4701E-02   84.09       55.76       84.09       63.93          ACTIVE   0.000      -4.600       0.000
1.000       1.000       55.76       0.000       0.000     DI1_164_167_L_0
```

25 D	11.60	-3.3949E-02	87.48	58.01	87.48	64.61	ACTIVE	0.000	-4.800	0.000
1.000	1.000	58.01	0.000	0.000	DI1_164_167_L_0					
26 D	10.57	-3.3188E-02	90.86	52.85	90.86	61.84	ACTIVE	0.000	-5.000	0.000
1.000	1.000	52.85	0.000	0.000	DI2_165_168_L_0					
27 D	10.97	-3.2417E-02	94.22	54.86	94.22	62.90	ACTIVE	0.000	-5.200	0.000
1.000	1.000	54.86	0.000	0.000	DI2_165_168_L_0					
28 D	11.37	-3.1637E-02	97.58	56.87	97.58	63.95	ACTIVE	0.000	-5.400	0.000
1.000	1.000	56.87	0.000	0.000	DI2_165_168_L_0					
29 D	11.77	-3.0847E-02	100.9	58.87	100.9	65.00	ACTIVE	0.000	-5.600	0.000
1.000	1.000	58.87	0.000	0.000	DI2_165_168_L_0					
30 D	12.17	-3.0049E-02	104.3	60.87	104.3	66.05	ACTIVE	0.000	-5.800	0.000
1.000	1.000	60.87	0.000	0.000	DI2_165_168_L_0					
31 D	12.57	-2.9242E-02	107.6	62.87	107.6	67.10	ACTIVE	0.000	-6.000	0.000
1.000	1.000	62.87	0.000	0.000	DI2_165_168_L_0					
32 D	12.93	-2.8426E-02	110.6	64.67	110.6	68.05	ACTIVE	0.000	-6.200	0.000
1.000	1.000	64.67	0.000	0.000	DI2_165_168_L_0					
33 D	13.29	-2.7601E-02	113.7	66.47	113.7	66.47	ACTIVE	0.000	-6.400	0.000
1.000	1.000	66.47	0.000	0.000	DI2_165_168_L_0					
34 D	13.66	-2.6769E-02	116.7	68.28	116.7	68.28	ACTIVE	0.000	-6.600	0.000
1.000	1.000	68.28	0.000	0.000	DI2_165_168_L_0					
35 D	14.02	-2.5928E-02	119.7	70.10	119.7	70.10	ACTIVE	0.000	-6.800	0.000
1.000	1.000	70.10	0.000	0.000	DI2_165_168_L_0					
36 D	14.38	-2.5080E-02	122.8	71.92	122.8	71.92	ACTIVE	0.000	-7.000	0.000
1.000	1.000	71.92	0.000	0.000	DI2_165_168_L_0					
37 D	14.75	-2.4225E-02	125.8	73.74	125.8	73.74	ACTIVE	0.000	-7.200	0.000
1.000	1.000	73.74	0.000	0.000	DI2_165_168_L_0					
38 D	15.11	-2.3364E-02	128.9	75.57	128.9	75.57	ACTIVE	0.000	-7.400	0.000
1.000	1.000	75.57	0.000	0.000	DI2_165_168_L_0					
39 D	15.48	-2.2496E-02	132.0	77.41	132.0	77.41	ACTIVE	0.000	-7.600	0.000
1.000	1.000	77.41	0.000	0.000	DI2_165_168_L_0					
40 D	15.85	-2.1623E-02	135.0	79.25	135.0	79.25	ACTIVE	0.000	-7.800	0.000
1.000	1.000	79.25	0.000	0.000	DI2_165_168_L_0					
41 D	16.22	-2.0744E-02	138.1	81.09	138.1	81.09	ACTIVE	0.000	-8.000	0.000
1.000	1.000	81.09	0.000	0.000	DI2_165_168_L_0					
42 D	16.59	-1.9860E-02	141.2	82.93	141.2	82.93	ACTIVE	0.000	-8.200	0.000
1.000	1.000	82.93	0.000	0.000	DI2_165_168_L_0					
43 D	16.96	-1.8973E-02	144.3	84.78	144.3	84.78	ACTIVE	0.000	-8.400	0.000
1.000	1.000	84.78	0.000	0.000	DI2_165_168_L_0					
44 D	17.33	-1.8081E-02	147.4	86.63	147.4	86.63	ACTIVE	0.000	-8.600	0.000
1.000	1.000	86.63	0.000	0.000	DI2_165_168_L_0					
45 D	17.70	-1.7186E-02	150.5	88.49	150.5	88.49	ACTIVE	0.000	-8.800	0.000
1.000	1.000	88.49	0.000	0.000	DI2_165_168_L_0					
46 D	18.07	-1.6288E-02	153.6	90.34	153.6	90.34	ACTIVE	0.000	-9.000	0.000
1.000	1.000	90.34	0.000	0.000	DI2_165_168_L_0					
47 D	18.44	-1.5388E-02	156.7	92.20	156.7	92.20	ACTIVE	0.000	-9.200	0.000
1.000	1.000	92.20	0.000	0.000	DI2_165_168_L_0					
48 D	18.81	-1.4485E-02	159.8	94.07	159.8	94.07	ACTIVE	0.000	-9.400	0.000
1.000	1.000	94.07	0.000	0.000	DI2_165_168_L_0					
49 D	19.19	-1.3581E-02	163.0	95.93	163.0	95.93	ACTIVE	0.000	-9.600	0.000
1.000	1.000	95.93	0.000	0.000	DI2_165_168_L_0					
50 D	19.56	-1.2675E-02	166.1	97.80	166.1	97.80	ACTIVE	0.000	-9.800	0.000
1.000	1.000	97.80	0.000	0.000	DI2_165_168_L_0					
51 D	19.93	-1.1769E-02	169.2	99.66	169.2	99.66	ACTIVE	0.000	-10.00	0.000
1.000	1.000	99.66	0.000	0.000	DI2_165_168_L_0					
52 D	20.31	-1.0861E-02	172.3	101.5	172.3	101.5	ACTIVE	0.000	-10.20	0.000
1.000	1.000	101.5	0.000	0.000	DI2_165_168_L_0					
53 D	20.68	-9.9537E-03	175.5	103.4	175.5	103.4	ACTIVE	0.000	-10.40	0.000
1.000	1.000	103.4	0.000	0.000	DI2_165_168_L_0					
54 D	21.06	-9.0455E-03	178.6	105.3	178.6	105.3	ACTIVE	0.000	-10.60	0.000
1.000	1.000	105.3	0.000	0.000	DI2_165_168_L_0					
55 D	21.43	-8.1371E-03	181.8	107.2	181.8	108.4	ACTIVE	0.000	-10.80	0.000
1.000	1.000	107.2	0.000	0.000	DI2_165_168_L_0					
56 D	21.81	-7.2286E-03	184.9	109.0	184.9	122.9	ACTIVE	0.000	-11.00	0.000
1.000	1.000	109.0	0.000	0.000	DI2_165_168_L_0					
57 D	22.18	-6.3200E-03	188.0	110.9	188.0	137.3	ACTIVE	0.000	-11.20	0.000
1.000	1.000	110.9	0.000	0.000	DI2_165_168_L_0					
58 D	16.92	-5.4115E-03	191.2	112.8	191.2	151.8	ACTIVE	0.000	-11.40	0.000
1.000	1.000	112.8	0.000	0.000	DI2_165_168_L_0					
59 D	5.864	-4.9572E-03	192.8	117.3	192.8	159.0	UL-RL	2.6137E+04	-11.50	0.000
1.000	1.000	117.3	0.000	0.000	DI2_165_168_L_0					

```
+-----------------------------------------------------------------------------------------------------------------------+
|                  PARATIEPLUS(TM)   NLS ENGINE RELEASE  2018.0    FULL VERSION  *Build date:Nov 13, 2017*              |
|                                                                                                                       |
|                                      NewProject.BaseDesignSection_28.Nominal_63                                       |
|                                 Exe Time : 4 September 2018 18:05:29                                                  |
+-----------------------------------------------------------------------------------------------------------------------+
New Project


S T R E S S   R E S U L T S   F O R   G R O U P   N O.   2

0_R                                                                :
ELEMENT TYPE    5 NO.OF ELEMENTS. IN THIS GROUP   59
C U R R E N T   T I M E   I S     6.0000

 HARDENING 2D SOIL ELEMENT

 ****** TOTAL STRESS FORMULATION *****

 EL *   FORCE     DISPL-Y  VERTICAL-P  HORIZON.-P     MAX-V-P     MAX-H-P          STATE   STIFFNESS Z-LEVEL      PORE
E FACTOR    UFACTOR       Peq          Su_a        Su_p     LAYER
 ---------------------------------------------------------------------------------------------------------------------------
-----------------------------------------------------------------------------------------------
   1     0.000         --          --          --          --          --          REMOVED     --        0.000       0.000
1.000       1.000       0.000       0.000       0.000     not available
   2     0.000         --          --          --          --          --          REMOVED     --      -0.2000       0.000
1.000       1.000       0.000       0.000       0.000     not available
   3     0.000         --          --          --          --          --          REMOVED     --      -0.4000       0.000
1.000       1.000       0.000       0.000       0.000     not available
   4     0.000         --          --          --          --          --          REMOVED     --      -0.6000       0.000
1.000       1.000       0.000       0.000       0.000     not available
   5     0.000         --          --          --          --          --          REMOVED     --      -0.8000       0.000
1.000       1.000       0.000       0.000       0.000     not available
   6     0.000         --          --          --          --          --          REMOVED     --       -1.000       0.000
1.000       1.000       0.000       0.000       0.000     not available
   7     0.000         --          --          --          --          --          REMOVED     --       -1.200       0.000
1.000       1.000       0.000       0.000       0.000     not available
   8     0.000         --          --          --          --          --          REMOVED     --       -1.400       0.000
1.000       1.000       0.000       0.000       0.000     not available
   9     0.000         --          --          --          --          --          REMOVED     --       -1.600       0.000
1.000       1.000       0.000       0.000       0.000     not available
  10     0.000         --          --          --          --          --          REMOVED     --       -1.800       0.000
1.000       1.000       0.000       0.000       0.000     not available
  11     0.000         --          --          --          --          --          REMOVED     --       -2.000       0.000
1.000       1.000       0.000       0.000       0.000     not available
  12     0.000         --          --          --          --          --          REMOVED     --       -2.200       0.000
1.000       1.000       0.000       0.000       0.000     not available
  13     0.000         --          --          --          --          --          REMOVED     --       -2.400       0.000
1.000       1.000       0.000       0.000       0.000     not available
  14     0.000         --          --          --          --          --          REMOVED     --       -2.600       0.000
1.000       1.000       0.000       0.000       0.000     not available
  15     0.000         --          --          --          --          --          REMOVED     --       -2.800       0.000
1.000       1.000       0.000       0.000       0.000     not available
  16     0.000         --          --          --          --          --          REMOVED     --       -3.000       0.000
1.000       1.000       0.000       0.000       0.000     not available
  17     0.000         --          --          --          --          --          REMOVED     --       -3.200       0.000
1.000       1.000       0.000       0.000       0.000     not available
  18     0.000         --          --          --          --          --          REMOVED     --       -3.400       0.000
1.000       1.000       0.000       0.000       0.000     not available
  19     0.000         --          --          --          --          --          REMOVED     --       -3.600       0.000
1.000       1.000       0.000       0.000       0.000     not available
  20     0.000         --          --          --          --          --          REMOVED     --       -3.800       0.000
1.000       1.000       0.000       0.000       0.000     not available
  21     0.000         --          --          --          --          --          REMOVED     --       -4.000       0.000
1.000       1.000       0.000       0.000       0.000     not available
  22     0.000         --          --          --          --          --          REMOVED     --       -4.200       0.000
1.000       1.000       0.000       0.000       0.000     not available
  23     0.000         --          --          --          --          --          REMOVED     --       -4.400       0.000
1.000       1.000       0.000       0.000       0.000     not available
  24     0.000         --          --          --          --          --          REMOVED     --       -4.600       0.000
1.000       1.000       0.000       0.000       0.000     not available
```

25	0.000	--	--	--	--	--	REMOVED	--	-4.800	0.000	
1.000	1.000	0.000	0.000	0.000	not available						
26	0.000	--	--	--	--	--	REMOVED	--	-5.000	0.000	
1.000	1.000	0.000	0.000	0.000	not available						
27	0.000	--	--	--	--	--	REMOVED	--	-5.200	0.000	
1.000	1.000	0.000	0.000	0.000	not available						
28	0.000	--	--	--	--	--	REMOVED	--	-5.400	0.000	
1.000	1.000	0.000	0.000	0.000	not available						
29	0.000	--	--	--	--	--	REMOVED	--	-5.600	0.000	
1.000	1.000	0.000	0.000	0.000	not available						
30	0.000	--	--	--	--	--	REMOVED	--	-5.800	0.000	
1.000	1.000	0.000	0.000	0.000	not available						
31	0.000	--	--	--	--	--	REMOVED	--	-6.000	0.000	
1.000	1.000	0.000	0.000	0.000	not available						
32	0.000	--	--	--	--	--	REMOVED	--	-6.200	0.000	
1.000	1.000	0.000	0.000	0.000	not available						
33 D	1.627	2.7601E-02	1.600	8.137	1.600	8.137	PASSIVE	0.000	-6.400	0.000	
1.000	1.000	8.137	0.000	0.000	DI2_165_168_L_0						
34 D	3.412	2.6769E-02	4.800	17.06	4.800	17.06	PASSIVE	0.000	-6.600	0.000	
1.000	1.000	17.06	0.000	0.000	DI2_165_168_L_0						
35 D	5.197	2.5928E-02	8.000	25.99	8.000	25.99	PASSIVE	0.000	-6.800	0.000	
1.000	1.000	25.99	0.000	0.000	DI2_165_168_L_0						
36 D	6.982	2.5080E-02	11.20	34.91	112.0	61.41	PASSIVE	0.000	-7.000	0.000	
1.000	1.000	34.91	0.000	0.000	DI2_165_168_L_0						
37 D	8.767	2.4225E-02	14.40	43.84	115.2	63.09	PASSIVE	0.000	-7.200	0.000	
1.000	1.000	43.84	0.000	0.000	DI2_165_168_L_0						
38 D	10.55	2.3364E-02	17.60	52.76	118.4	64.75	PASSIVE	0.000	-7.400	0.000	
1.000	1.000	52.76	0.000	0.000	DI2_165_168_L_0						
39 D	12.34	2.2496E-02	20.80	61.69	121.6	66.37	PASSIVE	0.000	-7.600	0.000	
1.000	1.000	61.69	0.000	0.000	DI2_165_168_L_0						
40 D	14.12	2.1623E-02	24.00	70.61	124.8	70.61	PASSIVE	0.000	-7.800	0.000	
1.000	1.000	70.61	0.000	0.000	DI2_165_168_L_0						
41 D	15.91	2.0744E-02	27.20	79.54	128.0	79.54	PASSIVE	0.000	-8.000	0.000	
1.000	1.000	79.54	0.000	0.000	DI2_165_168_L_0						
42 D	17.69	1.9860E-02	30.40	88.46	131.2	88.46	PASSIVE	0.000	-8.200	0.000	
1.000	1.000	88.46	0.000	0.000	DI2_165_168_L_0						
43 D	19.48	1.8973E-02	33.60	97.38	134.4	97.38	PASSIVE	0.000	-8.400	0.000	
1.000	1.000	97.38	0.000	0.000	DI2_165_168_L_0						
44 D	21.26	1.8081E-02	36.80	106.3	137.6	106.3	PASSIVE	0.000	-8.600	0.000	
1.000	1.000	106.3	0.000	0.000	DI2_165_168_L_0						
45 D	23.05	1.7186E-02	40.00	115.2	140.8	115.2	PASSIVE	0.000	-8.800	0.000	
1.000	1.000	115.2	0.000	0.000	DI2_165_168_L_0						
46 D	24.83	1.6288E-02	43.20	124.2	144.0	124.2	PASSIVE	0.000	-9.000	0.000	
1.000	1.000	124.2	0.000	0.000	DI2_165_168_L_0						
47 D	26.62	1.5388E-02	46.40	133.1	147.2	133.1	PASSIVE	0.000	-9.200	0.000	
1.000	1.000	133.1	0.000	0.000	DI2_165_168_L_0						
48 D	28.40	1.4485E-02	49.60	142.0	150.4	142.0	PASSIVE	0.000	-9.400	0.000	
1.000	1.000	142.0	0.000	0.000	DI2_165_168_L_0						
49 D	30.19	1.3581E-02	52.80	150.9	153.6	150.9	PASSIVE	0.000	-9.600	0.000	
1.000	1.000	150.9	0.000	0.000	DI2_165_168_L_0						
50 D	31.97	1.2675E-02	56.00	159.9	156.8	159.9	PASSIVE	0.000	-9.800	0.000	
1.000	1.000	159.9	0.000	0.000	DI2_165_168_L_0						
51 D	33.76	1.1769E-02	59.20	168.8	160.0	168.8	PASSIVE	0.000	-10.00	0.000	
1.000	1.000	168.8	0.000	0.000	DI2_165_168_L_0						
52 D	35.54	1.0861E-02	62.40	177.7	163.2	177.7	PASSIVE	0.000	-10.20	0.000	
1.000	1.000	177.7	0.000	0.000	DI2_165_168_L_0						
53 D	35.35	9.9537E-03	65.60	176.8	166.4	176.8	V-C	1.0650E+04	-10.40	0.000	
1.000	1.000	176.8	0.000	0.000	DI2_165_168_L_0						
54 D	33.72	9.0455E-03	68.80	168.6	169.6	168.6	V-C	1.0650E+04	-10.60	0.000	
1.000	1.000	168.6	0.000	0.000	DI2_165_168_L_0						
55 D	32.09	8.1371E-03	72.00	160.4	172.8	160.4	V-C	1.0650E+04	-10.80	0.000	
1.000	1.000	160.4	0.000	0.000	DI2_165_168_L_0						
56 D	30.45	7.2286E-03	75.20	152.3	176.0	152.3	V-C	1.0650E+04	-11.00	0.000	
1.000	1.000	152.3	0.000	0.000	DI2_165_168_L_0						
57 D	28.81	6.3200E-03	78.40	144.1	179.2	144.1	V-C	1.0650E+04	-11.20	0.000	
1.000	1.000	144.1	0.000	0.000	DI2_165_168_L_0						
58 D	19.63	5.4115E-03	81.60	130.9	182.4	144.2	UL-RL	1.7040E+04	-11.40	0.000	
1.000	1.000	130.9	0.000	0.000	DI2_165_168_L_0						
59 D	6.214	4.9572E-03	83.20	124.3	184.0	144.3	UL-RL	1.7040E+04	-11.50	0.000	
1.000	1.000	124.3	0.000	0.000	DI2_165_168_L_0						

```
+-------------------------------------------------------------------------------------------------------------------------+
|                   PARATIEPLUS(TM)   NLS ENGINE RELEASE  2018.0    FULL VERSION  *Build date:Nov 13, 2017*              |
|                                                                                                                         |
|                                      NewProject.BaseDesignSection_28.Nominal_63                                         |
|                                   Exe Time : 4 September 2018 18:05:29                                                  |
+-------------------------------------------------------------------------------------------------------------------------+
New Project


S T R E S S   R E S U L T S   F O R   G R O U P   N O.   3

WallElement_33                                                :
ELEMENT TYPE    2 NO.OF ELEMENTS. IN THIS GROUP   58
C U R R E N T   T I M E   I S     6.0000

 WALL2D ELEMENT

   EL      TA          TB          MA          MB
-------------------------------------------------------
    1 -184.25      184.25     8.77243E-10 -36.851
    2 -182.30      182.30      36.851     -73.310
    3 -179.89      179.89      73.310     -109.29
    4 -177.00      177.00      109.29     -144.69
    5 -173.61      173.61      144.69     -179.41
    6 -169.71      169.71      179.41     -213.35
    7 -165.30      165.30      213.35     -246.41
    8 -160.39      160.39      246.41     -278.49
    9 -154.90      154.90      278.49     -309.47
   10 -148.87      148.87      309.47     -339.24
   11 -142.32      142.32      339.24     -367.71
   12 -135.26      135.26      367.71     -394.76
   13 -127.70      127.70      394.76     -420.30
   14 -119.66      119.66      420.30     -444.23
   15 -111.13      111.13      444.23     -466.46
   16 -102.13      102.13      466.46     -486.88
   17 -92.635      92.635      486.88     -505.41
   18 -82.677      82.677      505.41     -521.95
   19 -72.257      72.257      521.95     -536.40
   20 -61.379      61.379      536.40     -548.67
   21 -50.062      50.062      548.67     -558.68
   22 -38.290      38.290      558.68     -566.34
   23 -26.065      26.065      566.34     -571.56
   24 -13.390      13.390      571.56     -574.23
   25-0.26533     0.26533      574.23     -574.29
   26  11.828     -11.828      574.29     -571.92
   27  24.324     -24.324      571.92     -567.06
   28  37.221     -37.221      567.06     -559.61
   29  50.519     -50.519      559.61     -549.51
   30  64.217     -64.217      549.51     -536.66
   31  78.314     -78.314      536.66     -521.00
   32  92.387     -92.387      521.00     -502.52
   33  104.05     -104.05      502.52     -481.71
   34  114.30     -114.30      481.71     -458.85
   35  123.12     -123.12      458.85     -434.23
   36  130.52     -130.52      434.23     -408.13
   37  136.50     -136.50      408.13     -380.83
   38  141.07     -141.07      380.83     -352.61
   39  144.21     -144.21      352.61     -323.77
   40  145.94     -145.94      323.77     -294.58
   41  146.25     -146.25      294.58     -265.33
   42  145.14     -145.14      265.33     -236.30
   43  142.62     -142.62      236.30     -207.78
   44  138.69     -138.69      207.78     -180.04
   45  133.34     -133.34      180.04     -153.38
   46  126.57     -126.57      153.38     -128.06
   47  118.40     -118.40      128.06     -104.38
   48  108.81     -108.81      104.38     -82.618
   49  97.810     -97.810      82.618     -63.056
   50  85.397     -85.397      63.056     -45.977
   51  71.573     -71.573      45.977     -31.662
   52  56.339     -56.339      31.662     -20.395
```

53	41.669	-41.669	20.395	-12.061
54	29.006	-29.006	12.061	-6.2598
55	18.352	-18.352	6.2598	-2.5895
56	9.7071	-9.7071	2.5895	-0.64809
57	3.0656	-3.0656	0.64809	-3.49708E-02
58	0.34967	-0.34967	3.49708E-02	-1.76598E-10

```
+-------------------------------------------------------------------------------------------------------------------------------+
|                   PARATIEPLUS(TM)   NLS ENGINE RELEASE  2018.0    FULL VERSION  *Build date:Nov 13, 2017*                    |
|                                                                                                                               |
|                                      NewProject.BaseDesignSection_28.Nominal_63                                               |
|                                   Exe Time : 4 September 2018 18:05:29                                                        |
+-------------------------------------------------------------------------------------------------------------------------------+
New Project


S T R E S S    R E S U L T S    F O R    G R O U P    N O.    4

Tieback_175                                                 :
ELEMENT TYPE    6 NO.OF ELEMENTS. IN THIS GROUP    1
C U R R E N T    T I M E    I S      6.0000

 POST-TENSION 2D-BOUNDARY ELEMENT

         EL    FORCE          d0          EDISPL     pl. eps          K     -ve limit   +ve limit
-------------------------------------------------------------------------------------------------------------
 ANCHOR    1   213.64     -1.31907E-03  4.31688E-02   0.0000       1689.0       0.0000       0.0000     ELASTIC  ORIGINAL
YOUNG MODULUS
```

```
+-------------------------------------------------------------------------------------------------------------------------+
|                  PARATIEPLUS(TM)   NLS ENGINE RELEASE  2018.0    FULL VERSION  *Build date:Nov 13, 2017*              |
|                                                                                                                         |
|                                     NewProject.BaseDesignSection_28.Nominal_63                                          |
|                                  Exe Time : 4 September 2018 18:05:29                                                   |
+-------------------------------------------------------------------------------------------------------------------------+


     F I N A L    I N C R E M E N T A L    A N A L Y S I S

                    S U M M A R Y

     STEP                                    NO. OF ITERATIONS

        1           CONVERGENCE :YES                        2
        2           CONVERGENCE :YES                        3
        3           CONVERGENCE :YES                        4
        4           CONVERGENCE :YES                        4
        5           CONVERGENCE :YES                        2
        6           CONVERGENCE :YES                        7


 END OF PROCESS FOR PROBLEM
New Project
NONLINEAR SOLUTION CPU TIME ....    0.11 [sec]
DATABASE  CREATION CPU TIME.....    0.37 [sec]
```

Design Assumption : SLE (Rara/Frequente/Quasi Permanente) - File di Paratie - File di input (.d)

```
* PARATIE ANALYSIS FOR DESIGN SECTION:Base Design Section USING ASSUMPTION: SLE (Rara/Frequente/Quasi Permanente)
 * Time:martedì 4 settembre 2018 18:05:29
 * 1: Defining general settings
 UNIT  m kN
 TITLE New Project
 DELTA 0.2
 option param itemax 40
 option control hinges 0 0.0001 0.001

 * 2: Defining wall(s)
 WALL LeftWall_32 0 -11.5 0 1

 * 3: Defining surfaces for wall(s)
 SOIL 0_L LeftWall_32 -11.5 0 1 0
 SOIL 0_R LeftWall_32 -11.5 0 2 180

 * 4: Defining soil layers
 *
 * Soil Profile (Rilevato_2_8_L_0)
 *
 LDATA Rilevato_2_8_L_0 3 LeftWall_32
 ATREST 0.5 0.5 1
 WEIGHT 19 10 10
 PERMEABILITY 0.0001
 RESISTANCE 0 38 0 0 0
 YOUNG 1.5E+04 4.5E+04
 ENDL
 *
 * Soil Profile (DI1_164_167_L_0)
 *
 LDATA DI1_164_167_L_0 0 LeftWall_32
 ATREST 0.5 0.5 1
 WEIGHT 16 6 10
 PERMEABILITY 1E-05
 RESISTANCE 0 30 0 0 0
 YOUNG 3E+04 4.8E+04
 ENDL
 *
 * Soil Profile (DI2_165_168_L_0)
 *
 LDATA DI2_165_168_L_0 -5 LeftWall_32
 ATREST 0.5 0.5 1
 WEIGHT 16 6 10
 PERMEABILITY 1E-05
 RESISTANCE 1 33 0 0 0
 YOUNG 6.8E+04 1.088E+05
 ENDL

 * 5: Defining structural materials
 * Steel material: 108 Name=Fe360 E=206000200 kPa
 MATERIAL Fe360_108 2.06E+08
 * Concrete material: 104 Name=C25/30 E=31475800 kPa
 MATERIAL C2530_104 3.148E+07
 * Rebar material: 124 Name=acciaio armonico E=200100000 kPa
 MATERIAL acciaioarmonico_124 2.001E+08
 * Concrete material: 103 Name=C20/25 E=29962000 kPa
 MATERIAL C2025_103 2.996E+07

 * 6: Defining structural elements
 * 6.1: Beams and combined Wall Elements
 BEAM WallElement_33 LeftWall_32 -11.5 0 C2530_104 0.9794 00 00 0


 * 6.2: Supports
 WIRE Tieback_175 LeftWall_32 0 acciaioarmonico_124 8.441E-06 138.5 30 0 0
```

```
* 6.3: Strips
STRIP LeftWall_32 1 6 1 5 0 20 45
STRIP LeftWall_32 1 6 12 18 2.7 20 45

* 7: Defining Steps
STEP Stage1_31
CHANGE Rilevato_2_8_L_0 U-FRICT=38 LeftWall_32
CHANGE Rilevato_2_8_L_0 D-FRICT=38 LeftWall_32
CHANGE Rilevato_2_8_L_0 U-KA=0.238 LeftWall_32
CHANGE Rilevato_2_8_L_0 U-KP=7.232 LeftWall_32
CHANGE Rilevato_2_8_L_0 D-KA=0.238 LeftWall_32
CHANGE Rilevato_2_8_L_0 D-KP=7.232 LeftWall_32
CHANGE DI1_164_167_L_0 U-FRICT=30 LeftWall_32
CHANGE DI1_164_167_L_0 D-FRICT=30 LeftWall_32
CHANGE DI1_164_167_L_0 U-KA=0.333 LeftWall_32
CHANGE DI1_164_167_L_0 U-KP=5.286 LeftWall_32
CHANGE DI1_164_167_L_0 D-KA=0.333 LeftWall_32
CHANGE DI1_164_167_L_0 D-KP=4.288 LeftWall_32
CHANGE DI2_165_168_L_0 U-FRICT=33 LeftWall_32
CHANGE DI2_165_168_L_0 D-FRICT=33 LeftWall_32
CHANGE DI2_165_168_L_0 U-KA=0.295 LeftWall_32
CHANGE DI2_165_168_L_0 U-KP=6.462 LeftWall_32
CHANGE DI2_165_168_L_0 D-KA=0.295 LeftWall_32
CHANGE DI2_165_168_L_0 D-KP=5.16 LeftWall_32
CHANGE Rilevato_2_8_L_0 U-COHE=0 LeftWall_32
CHANGE Rilevato_2_8_L_0 U-ADHES=0 LeftWall_32
CHANGE Rilevato_2_8_L_0 D-COHE=0 LeftWall_32
CHANGE Rilevato_2_8_L_0 D-ADHES=0 LeftWall_32
CHANGE DI1_164_167_L_0 U-COHE=0 LeftWall_32
CHANGE DI1_164_167_L_0 U-ADHES=0 LeftWall_32
CHANGE DI1_164_167_L_0 D-COHE=0 LeftWall_32
CHANGE DI1_164_167_L_0 D-ADHES=0 LeftWall_32
CHANGE DI2_165_168_L_0 U-COHE=1 LeftWall_32
CHANGE DI2_165_168_L_0 U-ADHES=0 LeftWall_32
CHANGE DI2_165_168_L_0 D-COHE=1 LeftWall_32
CHANGE DI2_165_168_L_0 D-ADHES=0 LeftWall_32
SETWALL LeftWall_32
GEOM 0 0
WATER -18 0 -11.5 0 0
ADD WallElement_33
ENDSTEP

STEP Stage2_183
SETWALL LeftWall_32
GEOM 0 -1
WATER -18 0 -11.5 0 0
ENDSTEP

STEP Stage3_283
SETWALL LeftWall_32
GEOM 0 -1
WATER -18 0 -11.5 0 0
ADD Tieback_175
ENDSTEP

STEP Stage4_383
SETWALL LeftWall_32
GEOM 0 -6.8
WATER -18 0 -11.5 0 0
ENDSTEP

STEP Stage5_744
SETWALL LeftWall_32
GEOM 0 -6.3
WATER -18 0 -11.5 0 0
ENDSTEP

STEP Stage6_2841
SETWALL LeftWall_32
```

```
GEOM 0 -6.3
WATER -18 0 -11.5 0 0
ENDSTEP
```

Design Assumption : SLE (Rara/Frequente/Quasi Permanente) - File di Paratie - File di output (.out)

```
+-------------------------------------------------------------------------------------------------------------------------+
|                   PARATIEPLUS(TM)   NLS ENGINE RELEASE  2018.0    FULL VERSION  *Build date:Nov 13, 2017*               |
|                                                                                                                         |
|                          NewProject.BaseDesignSection_28.SLERaraFrequenteQuasiPermanente_1153                           |
|                                    Exe Time : 4 September 2018 18:05:29                                                 |
+-------------------------------------------------------------------------------------------------------------------------+

                  ***********************************************************
                  *                                                         *
                  *  PARATIE PLUS Non-Linear Spring Engine                  *
                  *                                                         *
                  *          AN ELASTOPLASTIC FINITE ELEMENT PROGRAM        *
                  *          FOR FLEXIBLE EARTH-RETAINING STRUCTURES        *
                  *                                                         *
                  *          Written by Ce.A.S. s.r.l. (ITALY)              *
                  *          with the scientific supervision of             *
                  *          Roberto Nova - full professor SOIL MECHANICS   *
                  *          at Politecnico di Milano (ITALY)               *
                  *                                                         *
                  ***********************************************************
                  *                                                         *
                  *  RELEASE   2018.0     *Build date:Nov 13, 2017*    *    *
                  *                                                         *
                  *                                                         *
                  *  Ce.A.S.     S.R.L   CENTRO DI ANALISI STRUTTURALE      *
                  *              VIALE   GIUSTINIANO 10                     *
                  *              20129   M I L A N O  (ITALIA)              *
                  *  TEL.        +39 02 2020221                             *
                  *                                                         *
                  *  email       bruno.becci@ceas.it                        *
                  *  Web Page    www.ceas.it     www.paratieplus.com        *
                  ***********************************************************



 JOB : NewProject.BaseDesignSection_28.SLERaraFrequenteQuasiPermanente_1153
 STARTING
ACCEPTED   <FILE,GENW                                                       >
ACCEPTED   <FILE,PLOTTER,BINARY                                             >
ACCEPTED   <SOLVE TOTAL_STRESS                                              >
ACCEPTED   <PARAM ITEMAX 40                                                 >
ACCEPTED   <CONTROL HINGES 0 0.0001 0.001                                   >


                  ***********************************************************
                  *                                                         *
                  *  WARNING : PORE PRESSURES ARE AUTOMATICALLY COMPUTED    *
                  *    BY THE PROGRAM.                                      *
                  ***********************************************************

PRELIMINARY OPERATIONS CPU TIME     0.00 [sec]
```

```
+-------------------------------------------------------------------------------------------------------------------------+
|                   PARATIEPLUS(TM)   NLS ENGINE RELEASE  2018.0    FULL VERSION  *Build date:Nov 13, 2017*               |
|                                                                                                                         |
|                          NewProject.BaseDesignSection_28.SLERaraFrequenteQuasiPermanente_1153                           |
|                                   Exe Time : 4 September 2018 18:05:29                                                  |
+-------------------------------------------------------------------------------------------------------------------------+


INPUT FILE HAS BEEN GENERATED BY WALGEN PROGRAM


New Project


NO. OF NODAL POINTS (NUMNP) ...................   59
NO. OF COORDINATES  (NCOORD)...................    2
NO. OF NODE DOFS    (NDOF).....................    2
NO. OF EQUATIONS    (NEQ)...................... 118
NO. OF CONSTRAINTS CARDS (NVINC)...............    0
NO. OF ELEMENT GROUPS (NEG)....................    4
NO. OF SOLUTION STEPS (NSTE)...................    6
NO. OF ELEMENT SETS ATTACHED TO SLAVE NODES ...    0
NO. OF RECORD FROM WALGEN .....................   99
NO. OF LONG NAMES (LASTNAME) ..................   24
LENGTH UNIT CHOICE ............................    3 (M   )
FORCE  UNIT CHOICE ............................    3 (KN  )
MAX PORE PRESSURE TABLE LENGTH.................    1
NO. OF ELEMENT GROUPS REQUIRING ADD. SLIP DOF .    0


IDOFA (01) =  2  Y-DISPL.F
IDOFA (02) =  4   X-ROT. F

 RELEVANT ITEMS UNITS

 STRESSES                  kPa
 Y-DISPLACEMENTS           m
 ROTATIONS                 RADIANS
 BEAM AND SLAB MOMENTS     kN*m/m
 BEAM SHEAR FORCES         kN/m
 ANCHOR FORCES             kN/m
 AXIAL FORCES IN TRUSSES   kN/m
 AXIAL FORCES SPRINGS      kN/m
 Y-REACTIONS               kN/m
 X-MOMENT REACTIONS        kN*m/m
 ETC.
```

```
+-------------------------------------------------------------------------------------------------------------------------+
|                   PARATIEPLUS(TM)   NLS ENGINE RELEASE  2018.0    FULL VERSION  *Build date:Nov 13, 2017*               |
|                                                                                                                         |
|                         NewProject.BaseDesignSection_28.SLERaraFrequenteQuasiPermanente_1153                            |
|                                  Exe Time : 4 September 2018 18:05:29                                                   |
+-------------------------------------------------------------------------------------------------------------------------+
                   P R E P R O C E S S O R    D A T A

                   N O.  O F   C O M M A N D S     99

    1 : UNIT  m kN
    2 : TITLE New Project
    3 : DELTA 0.2
    4 : option param itemax 40
    5 : option control hinges 0 0.0001 0.001
    6 : WALL LeftWall_32 0 -11.5 0 1
    7 : SOIL 0_L LeftWall_32 -11.5 0 1 0
    8 : SOIL 0_R LeftWall_32 -11.5 0 2 180
    9 : LDATA Rilevato_2_8_L_0 3 LeftWall_32
   10 : ATREST 0.5 0.5 1
   11 : WEIGHT 19 10 10
   12 : PERMEABILITY 0.0001
   13 : RESISTANCE 0 38 0 0 0
   14 : YOUNG 1.5E+04 4.5E+04
   15 : ENDL
   16 : LDATA DI1_164_167_L_0 0 LeftWall_32
   17 : ATREST 0.5 0.5 1
   18 : WEIGHT 16 6 10
   19 : PERMEABILITY 1E-05
   20 : RESISTANCE 0 30 0 0 0
   21 : YOUNG 3E+04 4.8E+04
   22 : ENDL
   23 : LDATA DI2_165_168_L_0 -5 LeftWall_32
   24 : ATREST 0.5 0.5 1
   25 : WEIGHT 16 6 10
   26 : PERMEABILITY 1E-05
   27 : RESISTANCE 1 33 0 0 0
   28 : YOUNG 6.8E+04 1.088E+05
   29 : ENDL
   30 : MATERIAL Fe360_108 2.06E+08
   31 : MATERIAL C2530_104 3.148E+07
   32 : MATERIAL acciaioarmonico_124 2.001E+08
   33 : MATERIAL C2025_103 2.996E+07
   34 : BEAM WallElement_33 LeftWall_32 -11.5 0 C2530_104 0.9794 00 00 0
   35 : WIRE Tieback_175 LeftWall_32 0 acciaioarmonico_124 8.441E-06 138.5 30 0 0
   36 : STRIP LeftWall_32 1 6 1 5 0 20 45
   37 : STRIP LeftWall_32 1 6 12 18 2.7 20 45
   38 : STEP Stage1_31
   39 : CHANGE Rilevato_2_8_L_0 U-FRICT=38 LeftWall_32
   40 : CHANGE Rilevato_2_8_L_0 D-FRICT=38 LeftWall_32
   41 : CHANGE Rilevato_2_8_L_0 U-KA=0.238 LeftWall_32
   42 : CHANGE Rilevato_2_8_L_0 U-KP=7.232 LeftWall_32
   43 : CHANGE Rilevato_2_8_L_0 D-KA=0.238 LeftWall_32
   44 : CHANGE Rilevato_2_8_L_0 D-KP=7.232 LeftWall_32
   45 : CHANGE DI1_164_167_L_0 U-FRICT=30 LeftWall_32
   46 : CHANGE DI1_164_167_L_0 D-FRICT=30 LeftWall_32
   47 : CHANGE DI1_164_167_L_0 U-KA=0.333 LeftWall_32
   48 : CHANGE DI1_164_167_L_0 U-KP=5.286 LeftWall_32
   49 : CHANGE DI1_164_167_L_0 D-KA=0.333 LeftWall_32
   50 : CHANGE DI1_164_167_L_0 D-KP=4.288 LeftWall_32
   51 : CHANGE DI2_165_168_L_0 U-FRICT=33 LeftWall_32
   52 : CHANGE DI2_165_168_L_0 D-FRICT=33 LeftWall_32
   53 : CHANGE DI2_165_168_L_0 U-KA=0.295 LeftWall_32
   54 : CHANGE DI2_165_168_L_0 U-KP=6.462 LeftWall_32
   55 : CHANGE DI2_165_168_L_0 D-KA=0.295 LeftWall_32
   56 : CHANGE DI2_165_168_L_0 D-KP=5.16 LeftWall_32
   57 : CHANGE Rilevato_2_8_L_0 U-COHE=0 LeftWall_32
   58 : CHANGE Rilevato_2_8_L_0 U-ADHES=0 LeftWall_32
   59 : CHANGE Rilevato_2_8_L_0 D-COHE=0 LeftWall_32
   60 : CHANGE Rilevato_2_8_L_0 D-ADHES=0 LeftWall_32
   61 : CHANGE DI1_164_167_L_0 U-COHE=0 LeftWall_32
```

```
62 : CHANGE DI1_164_167_L_0 U-ADHES=0 LeftWall_32
63 : CHANGE DI1_164_167_L_0 D-COHE=0 LeftWall_32
64 : CHANGE DI1_164_167_L_0 D-ADHES=0 LeftWall_32
65 : CHANGE DI2_165_168_L_0 U-COHE=1 LeftWall_32
66 : CHANGE DI2_165_168_L_0 U-ADHES=0 LeftWall_32
67 : CHANGE DI2_165_168_L_0 D-COHE=1 LeftWall_32
68 : CHANGE DI2_165_168_L_0 D-ADHES=0 LeftWall_32
69 : SETWALL LeftWall_32
70 : GEOM 0 0
71 : WATER -18 0 -11.5 0 0
72 : ADD WallElement_33
73 : ENDSTEP
74 : STEP Stage2_183
75 : SETWALL LeftWall_32
76 : GEOM 0 -1
77 : WATER -18 0 -11.5 0 0
78 : ENDSTEP
79 : STEP Stage3_283
80 : SETWALL LeftWall_32
81 : GEOM 0 -1
82 : WATER -18 0 -11.5 0 0
83 : ADD Tieback_175
84 : ENDSTEP
85 : STEP Stage4_383
86 : SETWALL LeftWall_32
87 : GEOM 0 -6.8
88 : WATER -18 0 -11.5 0 0
89 : ENDSTEP
90 : STEP Stage5_744
91 : SETWALL LeftWall_32
92 : GEOM 0 -6.3
93 : WATER -18 0 -11.5 0 0
94 : ENDSTEP
95 : STEP Stage6_2841
96 : SETWALL LeftWall_32
97 : GEOM 0 -6.3
98 : WATER -18 0 -11.5 0 0
99 : ENDSTEP
```

```
+-----------------------------------------------------------------------------------------------------------------------+
|                  PARATIEPLUS(TM)   NLS ENGINE RELEASE  2018.0    FULL VERSION  *Build date:Nov 13, 2017*              |
|                                                                                                                       |
|                         NewProject.BaseDesignSection_28.SLERaraFrequenteQuasiPermanente_1153                          |
|                                 Exe Time : 4 September 2018 18:05:29                                                  |
+-----------------------------------------------------------------------------------------------------------------------+
N O D A L   P O I N T   D A T A
--------------------------------

NODE     Y-COORD     Z-COORD / NODE     Y-COORD     Z-COORD / NODE     Y-COORD     Z-COORD / NODE     Y-COORD     Z-COORD /

   1  0.0000      0.0000     /    2  0.0000    -0.20000     /    3  0.0000    -0.40000     /    4  0.0000    -0.60000     /
   5  0.0000    -0.80000     /    6  0.0000     -1.0000     /    7  0.0000     -1.2000     /    8  0.0000     -1.4000     /
   9  0.0000     -1.6000     /   10  0.0000     -1.8000     /   11  0.0000     -2.0000     /   12  0.0000     -2.2000     /
  13  0.0000     -2.4000     /   14  0.0000     -2.6000     /   15  0.0000     -2.8000     /   16  0.0000     -3.0000     /
  17  0.0000     -3.2000     /   18  0.0000     -3.4000     /   19  0.0000     -3.6000     /   20  0.0000     -3.8000     /
  21  0.0000     -4.0000     /   22  0.0000     -4.2000     /   23  0.0000     -4.4000     /   24  0.0000     -4.6000     /
  25  0.0000     -4.8000     /   26  0.0000     -5.0000     /   27  0.0000     -5.2000     /   28  0.0000     -5.4000     /
  29  0.0000     -5.6000     /   30  0.0000     -5.8000     /   31  0.0000     -6.0000     /   32  0.0000     -6.2000     /
  33  0.0000     -6.4000     /   34  0.0000     -6.6000     /   35  0.0000     -6.8000     /   36  0.0000     -7.0000     /
  37  0.0000     -7.2000     /   38  0.0000     -7.4000     /   39  0.0000     -7.6000     /   40  0.0000     -7.8000     /
  41  0.0000     -8.0000     /   42  0.0000     -8.2000     /   43  0.0000     -8.4000     /   44  0.0000     -8.6000     /
  45  0.0000     -8.8000     /   46  0.0000     -9.0000     /   47  0.0000     -9.2000     /   48  0.0000     -9.4000     /
  49  0.0000     -9.6000     /   50  0.0000     -9.8000     /   51  0.0000     -10.000     /   52  0.0000     -10.200     /
  53  0.0000     -10.400     /   54  0.0000     -10.600     /   55  0.0000     -10.800     /   56  0.0000     -11.000     /
  57  0.0000     -11.200     /   58  0.0000     -11.400     /   59  0.0000     -11.500     /
```

```
+-----------------------------------------------------------------------------------------------------------------------+
|                   PARATIEPLUS(TM)   NLS ENGINE RELEASE  2018.0    FULL VERSION  *Build date:Nov 13, 2017*              |
|                                                                                                                       |
|                          NewProject.BaseDesignSection_28.SLERaraFrequenteQuasiPermanente_1153                          |
|                                   Exe Time : 4 September 2018 18:05:29                                                |
+-----------------------------------------------------------------------------------------------------------------------+
 ELEMENT GROUP NO.  1

0_L                                                                  :
   5  59   0   1   0   0   0   0   0   0   0   0   0   0   0   3   0   0   0   0
....................................
..........2D PLASTIC SOIL ..........
....................................

element group behaviour throughout stage analysis

stage   status
-------------------
    1   active
    2   active
    3   active
    4   active
    5   active
    6   active

 material set no.    1

 prop( 1) angle              0.00000
 prop( 2) layer as foreseen  1.00000


 material set no.    2

 prop( 1) angle              0.00000
 prop( 2) layer as foreseen  2.00000


 material set no.    3

 prop( 1) angle              0.00000
 prop( 2) layer as foreseen  3.00000


 element data

   el    n  mat      area     .....     .....     .....      flag
-----------------------------------------------------------------

    1    1    2   0.1000     0.000     0.000     0.000     1.000
    2    2    2   0.2000     0.000     0.000     0.000     1.000
    3    3    2   0.2000     0.000     0.000     0.000     1.000
    4    4    2   0.2000     0.000     0.000     0.000     1.000
    5    5    2   0.2000     0.000     0.000     0.000     1.000
    6    6    2   0.2000     0.000     0.000     0.000     1.000
    7    7    2   0.2000     0.000     0.000     0.000     1.000
    8    8    2   0.2000     0.000     0.000     0.000     1.000
    9    9    2   0.2000     0.000     0.000     0.000     1.000
   10   10    2   0.2000     0.000     0.000     0.000     1.000
   11   11    2   0.2000     0.000     0.000     0.000     1.000
   12   12    2   0.2000     0.000     0.000     0.000     1.000
   13   13    2   0.2000     0.000     0.000     0.000     1.000
   14   14    2   0.2000     0.000     0.000     0.000     1.000
   15   15    2   0.2000     0.000     0.000     0.000     1.000
   16   16    2   0.2000     0.000     0.000     0.000     1.000
   17   17    2   0.2000     0.000     0.000     0.000     1.000
   18   18    2   0.2000     0.000     0.000     0.000     1.000
   19   19    2   0.2000     0.000     0.000     0.000     1.000
   20   20    2   0.2000     0.000     0.000     0.000     1.000
   21   21    2   0.2000     0.000     0.000     0.000     1.000
   22   22    2   0.2000     0.000     0.000     0.000     1.000
   23   23    2   0.2000     0.000     0.000     0.000     1.000
```

24	24	2	0.2000	0.000	0.000	0.000	1.000
25	25	2	0.2000	0.000	0.000	0.000	1.000
26	26	2	0.2000	0.000	0.000	0.000	1.000
27	27	3	0.2000	0.000	0.000	0.000	1.000
28	28	3	0.2000	0.000	0.000	0.000	1.000
29	29	3	0.2000	0.000	0.000	0.000	1.000
30	30	3	0.2000	0.000	0.000	0.000	1.000
31	31	3	0.2000	0.000	0.000	0.000	1.000
32	32	3	0.2000	0.000	0.000	0.000	1.000
33	33	3	0.2000	0.000	0.000	0.000	1.000
34	34	3	0.2000	0.000	0.000	0.000	1.000
35	35	3	0.2000	0.000	0.000	0.000	1.000
36	36	3	0.2000	0.000	0.000	0.000	1.000
37	37	3	0.2000	0.000	0.000	0.000	1.000
38	38	3	0.2000	0.000	0.000	0.000	1.000
39	39	3	0.2000	0.000	0.000	0.000	1.000
40	40	3	0.2000	0.000	0.000	0.000	1.000
41	41	3	0.2000	0.000	0.000	0.000	1.000
42	42	3	0.2000	0.000	0.000	0.000	1.000
43	43	3	0.2000	0.000	0.000	0.000	1.000
44	44	3	0.2000	0.000	0.000	0.000	1.000
45	45	3	0.2000	0.000	0.000	0.000	1.000
46	46	3	0.2000	0.000	0.000	0.000	1.000
47	47	3	0.2000	0.000	0.000	0.000	1.000
48	48	3	0.2000	0.000	0.000	0.000	1.000
49	49	3	0.2000	0.000	0.000	0.000	1.000
50	50	3	0.2000	0.000	0.000	0.000	1.000
51	51	3	0.2000	0.000	0.000	0.000	1.000
52	52	3	0.2000	0.000	0.000	0.000	1.000
53	53	3	0.2000	0.000	0.000	0.000	1.000
54	54	3	0.2000	0.000	0.000	0.000	1.000
55	55	3	0.2000	0.000	0.000	0.000	1.000
56	56	3	0.2000	0.000	0.000	0.000	1.000
57	57	3	0.2000	0.000	0.000	0.000	1.000
58	58	3	0.1500	0.000	0.000	0.000	1.000
59	59	3	0.5000E-01	0.000	0.000	0.000	1.000

```
+-------------------------------------------------------------------------------------------------------------------------------+
|                   PARATIEPLUS(TM)   NLS ENGINE RELEASE  2018.0    FULL VERSION  *Build date:Nov 13, 2017*                    |
|                                                                                                                               |
|                          NewProject.BaseDesignSection_28.SLERaraFrequenteQuasiPermanente_1153                                 |
|                                   Exe Time : 4 September 2018 18:05:29                                                        |
+-------------------------------------------------------------------------------------------------------------------------------+
 ELEMENT GROUP NO.  2

0_R                                                    :
   5  59   0   1   0   0   0   0   0   0   0   0   0   0   0   3   0   0   0   0
.....................................
.........2D PLASTIC SOIL ..........
.....................................

element group behaviour throughout stage analysis

stage   status
------------------
    1   active
    2   active
    3   active
    4   active
    5   active
    6   active

 material set no.    1

 prop( 1) angle              180.000
 prop( 2) layer as foreseen  1.00000


 material set no.    2

 prop( 1) angle              180.000
 prop( 2) layer as foreseen  2.00000


 material set no.    3

 prop( 1) angle              180.000
 prop( 2) layer as foreseen  3.00000


 element data

   el    n  mat      area      .....     .....     .....      flag
-------------------------------------------------------------------

    1    1    2   0.1000     0.000     0.000     0.000     2.000
    2    2    2   0.2000     0.000     0.000     0.000     2.000
    3    3    2   0.2000     0.000     0.000     0.000     2.000
    4    4    2   0.2000     0.000     0.000     0.000     2.000
    5    5    2   0.2000     0.000     0.000     0.000     2.000
    6    6    2   0.2000     0.000     0.000     0.000     2.000
    7    7    2   0.2000     0.000     0.000     0.000     2.000
    8    8    2   0.2000     0.000     0.000     0.000     2.000
    9    9    2   0.2000     0.000     0.000     0.000     2.000
   10   10    2   0.2000     0.000     0.000     0.000     2.000
   11   11    2   0.2000     0.000     0.000     0.000     2.000
   12   12    2   0.2000     0.000     0.000     0.000     2.000
   13   13    2   0.2000     0.000     0.000     0.000     2.000
   14   14    2   0.2000     0.000     0.000     0.000     2.000
   15   15    2   0.2000     0.000     0.000     0.000     2.000
   16   16    2   0.2000     0.000     0.000     0.000     2.000
   17   17    2   0.2000     0.000     0.000     0.000     2.000
   18   18    2   0.2000     0.000     0.000     0.000     2.000
   19   19    2   0.2000     0.000     0.000     0.000     2.000
   20   20    2   0.2000     0.000     0.000     0.000     2.000
   21   21    2   0.2000     0.000     0.000     0.000     2.000
   22   22    2   0.2000     0.000     0.000     0.000     2.000
   23   23    2   0.2000     0.000     0.000     0.000     2.000
```

24	24	2	0.2000	0.000	0.000	0.000	2.000
25	25	2	0.2000	0.000	0.000	0.000	2.000
26	26	2	0.2000	0.000	0.000	0.000	2.000
27	27	3	0.2000	0.000	0.000	0.000	2.000
28	28	3	0.2000	0.000	0.000	0.000	2.000
29	29	3	0.2000	0.000	0.000	0.000	2.000
30	30	3	0.2000	0.000	0.000	0.000	2.000
31	31	3	0.2000	0.000	0.000	0.000	2.000
32	32	3	0.2000	0.000	0.000	0.000	2.000
33	33	3	0.2000	0.000	0.000	0.000	2.000
34	34	3	0.2000	0.000	0.000	0.000	2.000
35	35	3	0.2000	0.000	0.000	0.000	2.000
36	36	3	0.2000	0.000	0.000	0.000	2.000
37	37	3	0.2000	0.000	0.000	0.000	2.000
38	38	3	0.2000	0.000	0.000	0.000	2.000
39	39	3	0.2000	0.000	0.000	0.000	2.000
40	40	3	0.2000	0.000	0.000	0.000	2.000
41	41	3	0.2000	0.000	0.000	0.000	2.000
42	42	3	0.2000	0.000	0.000	0.000	2.000
43	43	3	0.2000	0.000	0.000	0.000	2.000
44	44	3	0.2000	0.000	0.000	0.000	2.000
45	45	3	0.2000	0.000	0.000	0.000	2.000
46	46	3	0.2000	0.000	0.000	0.000	2.000
47	47	3	0.2000	0.000	0.000	0.000	2.000
48	48	3	0.2000	0.000	0.000	0.000	2.000
49	49	3	0.2000	0.000	0.000	0.000	2.000
50	50	3	0.2000	0.000	0.000	0.000	2.000
51	51	3	0.2000	0.000	0.000	0.000	2.000
52	52	3	0.2000	0.000	0.000	0.000	2.000
53	53	3	0.2000	0.000	0.000	0.000	2.000
54	54	3	0.2000	0.000	0.000	0.000	2.000
55	55	3	0.2000	0.000	0.000	0.000	2.000
56	56	3	0.2000	0.000	0.000	0.000	2.000
57	57	3	0.2000	0.000	0.000	0.000	2.000
58	58	3	0.1500	0.000	0.000	0.000	2.000
59	59	3	0.5000E-01	0.000	0.000	0.000	2.000

```
+-------------------------------------------------------------------------------------------------------------------------------+
|                   PARATIEPLUS(TM)   NLS ENGINE RELEASE  2018.0    FULL VERSION  *Build date:Nov 13, 2017*                    |
|                                                                                                                               |
|                          NewProject.BaseDesignSection_28.SLERaraFrequenteQuasiPermanente_1153                                 |
|                                   Exe Time : 4 September 2018 18:05:29                                                        |
+-------------------------------------------------------------------------------------------------------------------------------+
 ELEMENT GROUP NO.  3

WallElement_33                                          :
   2  58   0   1   0   0   0   0   0   0   0   0   0   0   1   0   0   1   0
.....................................
.........2D WALL ELEMENT...........
.....................................

element group behaviour throughout stage analysis

stage   status
------------------
    1   active
    2   active
    3   active
    4   active
    5   active
    6   active

 material set no.    1

 prop( 1) young modulus      0.314800E+08
 prop( 2) modification  time  0.00000
 prop( 3) new young modulus   0.00000
 prop( 4) poisson ratio       0.00000
 prop( 5) future ............0.294300E-43

 no. of step variable items:     1
 step  inertia multipier
--------------------------
    1   1.000
    2   1.000
    3   1.000
    4   1.000
    5   1.000
    6   1.000

 element data

   el   na   nb  mat      erc1      erc2     thick      by-i      by-j
-------------------------------------------------------------

    1    1    2    1    0.000     0.000    0.9794     0.000     0.000
    2    2    3    1    0.000     0.000    0.9794     0.000     0.000
    3    3    4    1    0.000     0.000    0.9794     0.000     0.000
    4    4    5    1    0.000     0.000    0.9794     0.000     0.000
    5    5    6    1    0.000     0.000    0.9794     0.000     0.000
    6    6    7    1    0.000     0.000    0.9794     0.000     0.000
    7    7    8    1    0.000     0.000    0.9794     0.000     0.000
    8    8    9    1    0.000     0.000    0.9794     0.000     0.000
    9    9   10    1    0.000     0.000    0.9794     0.000     0.000
   10   10   11    1    0.000     0.000    0.9794     0.000     0.000
   11   11   12    1    0.000     0.000    0.9794     0.000     0.000
   12   12   13    1    0.000     0.000    0.9794     0.000     0.000
   13   13   14    1    0.000     0.000    0.9794     0.000     0.000
   14   14   15    1    0.000     0.000    0.9794     0.000     0.000
   15   15   16    1    0.000     0.000    0.9794     0.000     0.000
   16   16   17    1    0.000     0.000    0.9794     0.000     0.000
   17   17   18    1    0.000     0.000    0.9794     0.000     0.000
   18   18   19    1    0.000     0.000    0.9794     0.000     0.000
   19   19   20    1    0.000     0.000    0.9794     0.000     0.000
   20   20   21    1    0.000     0.000    0.9794     0.000     0.000
   21   21   22    1    0.000     0.000    0.9794     0.000     0.000
   22   22   23    1    0.000     0.000    0.9794     0.000     0.000
   23   23   24    1    0.000     0.000    0.9794     0.000     0.000
```

24	24	25	1	0.000	0.000	0.9794	0.000	0.000
25	25	26	1	0.000	0.000	0.9794	0.000	0.000
26	26	27	1	0.000	0.000	0.9794	0.000	0.000
27	27	28	1	0.000	0.000	0.9794	0.000	0.000
28	28	29	1	0.000	0.000	0.9794	0.000	0.000
29	29	30	1	0.000	0.000	0.9794	0.000	0.000
30	30	31	1	0.000	0.000	0.9794	0.000	0.000
31	31	32	1	0.000	0.000	0.9794	0.000	0.000
32	32	33	1	0.000	0.000	0.9794	0.000	0.000
33	33	34	1	0.000	0.000	0.9794	0.000	0.000
34	34	35	1	0.000	0.000	0.9794	0.000	0.000
35	35	36	1	0.000	0.000	0.9794	0.000	0.000
36	36	37	1	0.000	0.000	0.9794	0.000	0.000
37	37	38	1	0.000	0.000	0.9794	0.000	0.000
38	38	39	1	0.000	0.000	0.9794	0.000	0.000
39	39	40	1	0.000	0.000	0.9794	0.000	0.000
40	40	41	1	0.000	0.000	0.9794	0.000	0.000
41	41	42	1	0.000	0.000	0.9794	0.000	0.000
42	42	43	1	0.000	0.000	0.9794	0.000	0.000
43	43	44	1	0.000	0.000	0.9794	0.000	0.000
44	44	45	1	0.000	0.000	0.9794	0.000	0.000
45	45	46	1	0.000	0.000	0.9794	0.000	0.000
46	46	47	1	0.000	0.000	0.9794	0.000	0.000
47	47	48	1	0.000	0.000	0.9794	0.000	0.000
48	48	49	1	0.000	0.000	0.9794	0.000	0.000
49	49	50	1	0.000	0.000	0.9794	0.000	0.000
50	50	51	1	0.000	0.000	0.9794	0.000	0.000
51	51	52	1	0.000	0.000	0.9794	0.000	0.000
52	52	53	1	0.000	0.000	0.9794	0.000	0.000
53	53	54	1	0.000	0.000	0.9794	0.000	0.000
54	54	55	1	0.000	0.000	0.9794	0.000	0.000
55	55	56	1	0.000	0.000	0.9794	0.000	0.000
56	56	57	1	0.000	0.000	0.9794	0.000	0.000
57	57	58	1	0.000	0.000	0.9794	0.000	0.000
58	58	59	1	0.000	0.000	0.9794	0.000	0.000

```
+-------------------------------------------------------------------------------------------------------------------------------+
|                   PARATIEPLUS(TM)   NLS ENGINE RELEASE  2018.0    FULL VERSION  *Build date:Nov 13, 2017*                    |
|                                                                                                                               |
|                          NewProject.BaseDesignSection_28.SLERaraFrequenteQuasiPermanente_1153                                 |
|                                   Exe Time : 4 September 2018 18:05:29                                                        |
+-------------------------------------------------------------------------------------------------------------------------------+
 ELEMENT GROUP NO.  4

Tieback_175                                                 :
   6   1   0   1   0   0   0   0   0   0   0   0   0   0   0   1   0   0   2   0
.....................................
.........2D POST-TENSION ANCHOR....
.....................................

element group behaviour throughout stage analysis

stage   status
------------------
    1  inactive
    2  inactive
    3   active
    4   active
    5   active
    6   active

 material set no.    1

 prop( 1) angle          30.0000
 prop( 2) young modulus 0.200100E+09
 prop( 3) modification  time  0.00000
 prop( 4) new young modulus   0.00000

 no. of step variable items:     2
 step   -ve lim     +ve lim
-----------------------------
    1   0.000       0.000
    2   0.000       0.000
    3   0.000       0.000
    4   0.000       0.000
    5   0.000       0.000
    6   0.000       0.000

 element data

   el    n  mat       a/l     pinit    yieldc    yieldt
-----------------------------------------------------------

    1    1    1   0.8441E-05 138.5     0.000     0.000
```

```
+-------------------------------------------------------------------------------------------------------------------------+
|                   PARATIEPLUS(TM)   NLS ENGINE RELEASE  2018.0    FULL VERSION  *Build date:Nov 13, 2017*              |
|                                                                                                                         |
|                          NewProject.BaseDesignSection_28.SLERaraFrequenteQuasiPermanente_1153                           |
|                                   Exe Time : 4 September 2018 18:05:29                                                  |
+-------------------------------------------------------------------------------------------------------------------------+


NO. OF NODAL LOADS  (NLOAD) ...................    0
NO. OF LOAD CURVES  (NLCUR) ...................   12
MAXIMUM POINTS/LCURVE (NPTM)...................    5
```

```
+-------------------------------------------------------------------------------------------------------------------------+
|                  PARATIEPLUS(TM)   NLS ENGINE RELEASE  2018.0    FULL VERSION  *Build date:Nov 13, 2017*              |
|                                                                                                                         |
|                          NewProject.BaseDesignSection_28.SLERaraFrequenteQuasiPermanente_1153                           |
|                                   Exe Time : 4 September 2018 18:05:29                                                  |
+-------------------------------------------------------------------------------------------------------------------------+
L O A D     D A T A


    LOAD FUNCTION NUMBER   =    1
    NUMBER OF TIME POINTS  =    5

    TIME VALUE      FUNCTION

       0.00000    0.0000E+00
       0.80000    0.0000E+00
       1.00000    0.1000E+01
       1.20000    0.0000E+00
       7.00000    0.0000E+00


    LOAD FUNCTION NUMBER   =    2
    NUMBER OF TIME POINTS  =    5

    TIME VALUE      FUNCTION

       0.00000    0.0000E+00
       1.80000    0.0000E+00
       2.00000    0.1000E+01
       2.20000    0.0000E+00
       7.00000    0.0000E+00


    LOAD FUNCTION NUMBER   =    3
    NUMBER OF TIME POINTS  =    5

    TIME VALUE      FUNCTION

       0.00000    0.0000E+00
       2.80000    0.0000E+00
       3.00000    0.1000E+01
       3.20000    0.0000E+00
       7.00000    0.0000E+00


    LOAD FUNCTION NUMBER   =    4
    NUMBER OF TIME POINTS  =    5

    TIME VALUE      FUNCTION

       0.00000    0.0000E+00
       3.80000    0.0000E+00
       4.00000    0.1000E+01
       4.20000    0.0000E+00
       7.00000    0.0000E+00


    LOAD FUNCTION NUMBER   =    5
    NUMBER OF TIME POINTS  =    5

    TIME VALUE      FUNCTION

       0.00000    0.0000E+00
       4.80000    0.0000E+00
       5.00000    0.1000E+01
       5.20000    0.0000E+00
```

```
   7.00000    0.0000E+00


LOAD FUNCTION NUMBER   =    6
NUMBER OF TIME POINTS  =    5

TIME VALUE      FUNCTION

   0.00000    0.0000E+00
   5.80000    0.0000E+00
   6.00000    0.1000E+01
   6.20000    0.0000E+00
   7.00000    0.0000E+00


LOAD FUNCTION NUMBER   =    7
NUMBER OF TIME POINTS  =    4

TIME VALUE      FUNCTION

   0.00000    0.0000E+00
   0.80000    0.0000E+00
   1.00000    0.1000E+01
   7.00000    0.1000E+01


LOAD FUNCTION NUMBER   =    8
NUMBER OF TIME POINTS  =    4

TIME VALUE      FUNCTION

   0.00000    0.0000E+00
   1.80000    0.0000E+00
   2.00000    0.1000E+01
   7.00000    0.1000E+01


LOAD FUNCTION NUMBER   =    9
NUMBER OF TIME POINTS  =    4

TIME VALUE      FUNCTION

   0.00000    0.0000E+00
   2.80000    0.0000E+00
   3.00000    0.1000E+01
   7.00000    0.1000E+01


LOAD FUNCTION NUMBER   =   10
NUMBER OF TIME POINTS  =    4

TIME VALUE      FUNCTION

   0.00000    0.0000E+00
   3.80000    0.0000E+00
   4.00000    0.1000E+01
   7.00000    0.1000E+01


LOAD FUNCTION NUMBER   =   11
NUMBER OF TIME POINTS  =    4

TIME VALUE      FUNCTION

   0.00000    0.0000E+00
   4.80000    0.0000E+00
   5.00000    0.1000E+01
   7.00000    0.1000E+01
```

```
     LOAD FUNCTION NUMBER   =   12
     NUMBER OF TIME POINTS  =    4

     TIME VALUE      FUNCTION

        0.00000    0.0000E+00
        5.80000    0.0000E+00
        6.00000    0.1000E+01
        7.00000    0.1000E+01


 NO. OF DISTRIBUTED LOAD CARDS     0
```

```
+-------------------------------------------------------------------------------------------------------------------------+
|                   PARATIEPLUS(TM)   NLS ENGINE RELEASE  2018.0    FULL VERSION  *Build date:Nov 13, 2017*               |
|                                                                                                                         |
|                          NewProject.BaseDesignSection_28.SLERaraFrequenteQuasiPermanente_1153                           |
|                                   Exe Time : 4 September 2018 18:05:29                                                  |
+-------------------------------------------------------------------------------------------------------------------------+
L O A D     B A L A N C E

STEP     1 TOTAL APPLIED LOAD IN DIR.  2  Y-DISPL.F       0.0000000
STEP     1 TOTAL APPLIED LOAD IN DIR.  4   X-ROT. F       0.0000000

STEP     2 TOTAL APPLIED LOAD IN DIR.  2  Y-DISPL.F       0.0000000
STEP     2 TOTAL APPLIED LOAD IN DIR.  4   X-ROT. F       0.0000000

STEP     3 TOTAL APPLIED LOAD IN DIR.  2  Y-DISPL.F       0.0000000
STEP     3 TOTAL APPLIED LOAD IN DIR.  4   X-ROT. F       0.0000000

STEP     4 TOTAL APPLIED LOAD IN DIR.  2  Y-DISPL.F       0.0000000
STEP     4 TOTAL APPLIED LOAD IN DIR.  4   X-ROT. F       0.0000000

STEP     5 TOTAL APPLIED LOAD IN DIR.  2  Y-DISPL.F       0.0000000
STEP     5 TOTAL APPLIED LOAD IN DIR.  4   X-ROT. F       0.0000000

STEP     6 TOTAL APPLIED LOAD IN DIR.  2  Y-DISPL.F       0.0000000
STEP     6 TOTAL APPLIED LOAD IN DIR.  4   X-ROT. F       0.0000000


                        LOAD INPUT SECTION COMPLETED
```

```
+-------------------------------------------------------------------------------------------------------------------------+
|                   PARATIEPLUS(TM)   NLS ENGINE RELEASE  2018.0    FULL VERSION  *Build date:Nov 13, 2017*              |
|                                                                                                                         |
|                          NewProject.BaseDesignSection_28.SLERaraFrequenteQuasiPermanente_1153                           |
|                                   Exe Time : 4 September 2018 18:05:29                                                  |
+-------------------------------------------------------------------------------------------------------------------------+


NO. OF LAYERS ..............................    3
NO. OF DATA PER LAYER.......................  100
```

```
+-------------------------------------------------------------------------------------------------------------------------+
|                   PARATIEPLUS(TM)   NLS ENGINE RELEASE  2018.0    FULL VERSION  *Build date:Nov 13, 2017*              |
|                                                                                                                         |
|                          NewProject.BaseDesignSection_28.SLERaraFrequenteQuasiPermanente_1153                           |
|                                   Exe Time : 4 September 2018 18:05:29                                                  |
+-------------------------------------------------------------------------------------------------------------------------+

LAYER DESCRIPTORS FOR STEP NO.    1


 NON ZERO LAYER DESCRIPTORS FOR LAYER NO.    1 FOR STEP NO.    1

ITEM NO.   1<NAME    >=  16.000     (BOTH WALLS)
ITEM NO.   2<NATURE  >=  1.0000     (BOTH WALLS)
ITEM NO.   3<LEVEL   >=  3.0000     (BOTH WALLS)
ITEM NO.   4<WALL    >=  1.0000     (BOTH WALLS)
ITEM NO.   5<GAMMAD  >=  19.000     (BOTH WALLS)
ITEM NO.   6<GAMMAB  >=  10.000     (BOTH WALLS)
ITEM NO.   7<GAMMAW  >=  10.000     (BOTH WALLS)
ITEM NO.   9<U-FRICT >=  38.000     (BOTH WALLS)
ITEM NO.  10<U-KA    >= 0.23800     WALL NO.        1
ITEM NO.  11<U-KP    >=  7.2320     WALL NO.        1
ITEM NO.  12<K0-NC   >= 0.50000     (BOTH WALLS)
ITEM NO.  13<NEXP    >= 0.50000     (BOTH WALLS)
ITEM NO.  14<OCR     >=  1.0000     (BOTH WALLS)
ITEM NO.  16<MODEL   >=  1.0000     (BOTH WALLS)
ITEM NO.  17<EVC     >=  15000.     (BOTH WALLS)
ITEM NO.  18<EUR     >=  45000.     (BOTH WALLS)
ITEM NO.  27<U-PERM  >= 0.10000E-03 (BOTH WALLS)
ITEM NO.  52<D-NATURE>=  1.0000     (BOTH WALLS)
ITEM NO.  53<D-LEVEL >=  0.0000     (BOTH WALLS)
ITEM NO.  59<D-FRICT >=  38.000     (BOTH WALLS)
ITEM NO.  60<D-KA    >= 0.23800     WALL NO.        1
ITEM NO.  61<D-KP    >=  7.2320     WALL NO.        1
ITEM NO.  77<D-PERM  >= 0.10000E-03 (BOTH WALLS)

 NON ZERO LAYER DESCRIPTORS FOR LAYER NO.    2 FOR STEP NO.    1

ITEM NO.   1<NAME    >=  17.000     (BOTH WALLS)
ITEM NO.   2<NATURE  >=  1.0000     (BOTH WALLS)
ITEM NO.   3<LEVEL   >=  0.0000     (BOTH WALLS)
ITEM NO.   4<WALL    >=  1.0000     (BOTH WALLS)
ITEM NO.   5<GAMMAD  >=  16.000     (BOTH WALLS)
ITEM NO.   6<GAMMAB  >=  6.0000     (BOTH WALLS)
ITEM NO.   7<GAMMAW  >=  10.000     (BOTH WALLS)
ITEM NO.   9<U-FRICT >=  30.000     (BOTH WALLS)
ITEM NO.  10<U-KA    >= 0.33300     WALL NO.        1
ITEM NO.  11<U-KP    >=  5.2860     WALL NO.        1
ITEM NO.  12<K0-NC   >= 0.50000     (BOTH WALLS)
ITEM NO.  13<NEXP    >= 0.50000     (BOTH WALLS)
ITEM NO.  14<OCR     >=  1.0000     (BOTH WALLS)
ITEM NO.  16<MODEL   >=  1.0000     (BOTH WALLS)
ITEM NO.  17<EVC     >=  30000.     (BOTH WALLS)
ITEM NO.  18<EUR     >=  48000.     (BOTH WALLS)
ITEM NO.  27<U-PERM  >= 0.10000E-04 (BOTH WALLS)
ITEM NO.  52<D-NATURE>=  1.0000     (BOTH WALLS)
ITEM NO.  53<D-LEVEL >=  0.0000     (BOTH WALLS)
ITEM NO.  59<D-FRICT >=  30.000     (BOTH WALLS)
ITEM NO.  60<D-KA    >= 0.33300     WALL NO.        1
ITEM NO.  61<D-KP    >=  4.2880     WALL NO.        1
ITEM NO.  77<D-PERM  >= 0.10000E-04 (BOTH WALLS)

 NON ZERO LAYER DESCRIPTORS FOR LAYER NO.    3 FOR STEP NO.    1

ITEM NO.   1<NAME    >=  18.000     (BOTH WALLS)
ITEM NO.   2<NATURE  >=  1.0000     (BOTH WALLS)
ITEM NO.   3<LEVEL   >= -5.0000     (BOTH WALLS)
ITEM NO.   4<WALL    >=  1.0000     (BOTH WALLS)
ITEM NO.   5<GAMMAD  >=  16.000     (BOTH WALLS)
ITEM NO.   6<GAMMAB  >=  6.0000     (BOTH WALLS)
ITEM NO.   7<GAMMAW  >=  10.000     (BOTH WALLS)
```

```
ITEM NO.   8<U-COHE  >=  1.0000     (BOTH WALLS)
ITEM NO.   9<U-FRICT >=  33.000     (BOTH WALLS)
ITEM NO.  10<U-KA    >= 0.29500     WALL NO.        1
ITEM NO.  11<U-KP    >=  6.4620     WALL NO.        1
ITEM NO.  12<K0-NC   >= 0.50000     (BOTH WALLS)
ITEM NO.  13<NEXP    >= 0.50000     (BOTH WALLS)
ITEM NO.  14<OCR     >=  1.0000     (BOTH WALLS)
ITEM NO.  16<MODEL   >=  1.0000     (BOTH WALLS)
ITEM NO.  17<EVC     >=  68000.     (BOTH WALLS)
ITEM NO.  18<EUR     >= 0.10880E+06 (BOTH WALLS)
ITEM NO.  27<U-PERM  >= 0.10000E-04 (BOTH WALLS)
ITEM NO.  52<D-NATURE>=  1.0000     (BOTH WALLS)
ITEM NO.  53<D-LEVEL >=  0.0000     (BOTH WALLS)
ITEM NO.  58<D-COHE  >=  1.0000     (BOTH WALLS)
ITEM NO.  59<D-FRICT >=  33.000     (BOTH WALLS)
ITEM NO.  60<D-KA    >= 0.29500     WALL NO.        1
ITEM NO.  61<D-KP    >=  5.1600     WALL NO.        1
ITEM NO.  77<D-PERM  >= 0.10000E-04 (BOTH WALLS)

LAYER DESCRIPTORS FOR STEP NO.    2


 NON ZERO LAYER DESCRIPTORS FOR LAYER NO.    1 FOR STEP NO.    2

ITEM NO.   1<NAME    >=  16.000     (BOTH WALLS)
ITEM NO.   2<NATURE  >=  1.0000     (BOTH WALLS)
ITEM NO.   3<LEVEL   >=  3.0000     (BOTH WALLS)
ITEM NO.   4<WALL    >=  1.0000     (BOTH WALLS)
ITEM NO.   5<GAMMAD  >=  19.000     (BOTH WALLS)
ITEM NO.   6<GAMMAB  >=  10.000     (BOTH WALLS)
ITEM NO.   7<GAMMAW  >=  10.000     (BOTH WALLS)
ITEM NO.   9<U-FRICT >=  38.000     (BOTH WALLS)
ITEM NO.  10<U-KA    >= 0.23800     WALL NO.        1
ITEM NO.  11<U-KP    >=  7.2320     WALL NO.        1
ITEM NO.  12<K0-NC   >= 0.50000     (BOTH WALLS)
ITEM NO.  13<NEXP    >= 0.50000     (BOTH WALLS)
ITEM NO.  14<OCR     >=  1.0000     (BOTH WALLS)
ITEM NO.  16<MODEL   >=  1.0000     (BOTH WALLS)
ITEM NO.  17<EVC     >=  15000.     (BOTH WALLS)
ITEM NO.  18<EUR     >=  45000.     (BOTH WALLS)
ITEM NO.  27<U-PERM  >= 0.10000E-03 (BOTH WALLS)
ITEM NO.  52<D-NATURE>=  1.0000     (BOTH WALLS)
ITEM NO.  53<D-LEVEL >=  0.0000     (BOTH WALLS)
ITEM NO.  59<D-FRICT >=  38.000     (BOTH WALLS)
ITEM NO.  60<D-KA    >= 0.23800     WALL NO.        1
ITEM NO.  61<D-KP    >=  7.2320     WALL NO.        1
ITEM NO.  77<D-PERM  >= 0.10000E-03 (BOTH WALLS)

 NON ZERO LAYER DESCRIPTORS FOR LAYER NO.    2 FOR STEP NO.    2

ITEM NO.   1<NAME    >=  17.000     (BOTH WALLS)
ITEM NO.   2<NATURE  >=  1.0000     (BOTH WALLS)
ITEM NO.   3<LEVEL   >=  0.0000     (BOTH WALLS)
ITEM NO.   4<WALL    >=  1.0000     (BOTH WALLS)
ITEM NO.   5<GAMMAD  >=  16.000     (BOTH WALLS)
ITEM NO.   6<GAMMAB  >=  6.0000     (BOTH WALLS)
ITEM NO.   7<GAMMAW  >=  10.000     (BOTH WALLS)
ITEM NO.   9<U-FRICT >=  30.000     (BOTH WALLS)
ITEM NO.  10<U-KA    >= 0.33300     WALL NO.        1
ITEM NO.  11<U-KP    >=  5.2860     WALL NO.        1
ITEM NO.  12<K0-NC   >= 0.50000     (BOTH WALLS)
ITEM NO.  13<NEXP    >= 0.50000     (BOTH WALLS)
ITEM NO.  14<OCR     >=  1.0000     (BOTH WALLS)
ITEM NO.  16<MODEL   >=  1.0000     (BOTH WALLS)
ITEM NO.  17<EVC     >=  30000.     (BOTH WALLS)
ITEM NO.  18<EUR     >=  48000.     (BOTH WALLS)
ITEM NO.  27<U-PERM  >= 0.10000E-04 (BOTH WALLS)
ITEM NO.  52<D-NATURE>=  1.0000     (BOTH WALLS)
ITEM NO.  53<D-LEVEL >=  0.0000     (BOTH WALLS)
ITEM NO.  59<D-FRICT >=  30.000     (BOTH WALLS)
ITEM NO.  60<D-KA    >= 0.33300     WALL NO.        1
ITEM NO.  61<D-KP    >=  4.2880     WALL NO.        1
ITEM NO.  77<D-PERM  >= 0.10000E-04 (BOTH WALLS)
```

```
 NON ZERO LAYER DESCRIPTORS FOR LAYER NO.    3 FOR STEP NO.    2

ITEM NO.   1<NAME    >=  18.000     (BOTH WALLS)
ITEM NO.   2<NATURE  >=  1.0000     (BOTH WALLS)
ITEM NO.   3<LEVEL   >= -5.0000     (BOTH WALLS)
ITEM NO.   4<WALL    >=  1.0000     (BOTH WALLS)
ITEM NO.   5<GAMMAD  >=  16.000     (BOTH WALLS)
ITEM NO.   6<GAMMAB  >=  6.0000     (BOTH WALLS)
ITEM NO.   7<GAMMAW  >=  10.000     (BOTH WALLS)
ITEM NO.   8<U-COHE  >=  1.0000     (BOTH WALLS)
ITEM NO.   9<U-FRICT >=  33.000     (BOTH WALLS)
ITEM NO.  10<U-KA    >= 0.29500     WALL NO.        1
ITEM NO.  11<U-KP    >=  6.4620     WALL NO.        1
ITEM NO.  12<K0-NC   >= 0.50000     (BOTH WALLS)
ITEM NO.  13<NEXP    >= 0.50000     (BOTH WALLS)
ITEM NO.  14<OCR     >=  1.0000     (BOTH WALLS)
ITEM NO.  16<MODEL   >=  1.0000     (BOTH WALLS)
ITEM NO.  17<EVC     >=  68000.     (BOTH WALLS)
ITEM NO.  18<EUR     >= 0.10880E+06 (BOTH WALLS)
ITEM NO.  27<U-PERM  >= 0.10000E-04 (BOTH WALLS)
ITEM NO.  52<D-NATURE>=  1.0000     (BOTH WALLS)
ITEM NO.  53<D-LEVEL >=  0.0000     (BOTH WALLS)
ITEM NO.  58<D-COHE  >=  1.0000     (BOTH WALLS)
ITEM NO.  59<D-FRICT >=  33.000     (BOTH WALLS)
ITEM NO.  60<D-KA    >= 0.29500     WALL NO.        1
ITEM NO.  61<D-KP    >=  5.1600     WALL NO.        1
ITEM NO.  77<D-PERM  >= 0.10000E-04 (BOTH WALLS)

LAYER DESCRIPTORS FOR STEP NO.    3


 NON ZERO LAYER DESCRIPTORS FOR LAYER NO.    1 FOR STEP NO.    3

ITEM NO.   1<NAME    >=  16.000     (BOTH WALLS)
ITEM NO.   2<NATURE  >=  1.0000     (BOTH WALLS)
ITEM NO.   3<LEVEL   >=  3.0000     (BOTH WALLS)
ITEM NO.   4<WALL    >=  1.0000     (BOTH WALLS)
ITEM NO.   5<GAMMAD  >=  19.000     (BOTH WALLS)
ITEM NO.   6<GAMMAB  >=  10.000     (BOTH WALLS)
ITEM NO.   7<GAMMAW  >=  10.000     (BOTH WALLS)
ITEM NO.   9<U-FRICT >=  38.000     (BOTH WALLS)
ITEM NO.  10<U-KA    >= 0.23800     WALL NO.        1
ITEM NO.  11<U-KP    >=  7.2320     WALL NO.        1
ITEM NO.  12<K0-NC   >= 0.50000     (BOTH WALLS)
ITEM NO.  13<NEXP    >= 0.50000     (BOTH WALLS)
ITEM NO.  14<OCR     >=  1.0000     (BOTH WALLS)
ITEM NO.  16<MODEL   >=  1.0000     (BOTH WALLS)
ITEM NO.  17<EVC     >=  15000.     (BOTH WALLS)
ITEM NO.  18<EUR     >=  45000.     (BOTH WALLS)
ITEM NO.  27<U-PERM  >= 0.10000E-03 (BOTH WALLS)
ITEM NO.  52<D-NATURE>=  1.0000     (BOTH WALLS)
ITEM NO.  53<D-LEVEL >=  0.0000     (BOTH WALLS)
ITEM NO.  59<D-FRICT >=  38.000     (BOTH WALLS)
ITEM NO.  60<D-KA    >= 0.23800     WALL NO.        1
ITEM NO.  61<D-KP    >=  7.2320     WALL NO.        1
ITEM NO.  77<D-PERM  >= 0.10000E-03 (BOTH WALLS)

 NON ZERO LAYER DESCRIPTORS FOR LAYER NO.    2 FOR STEP NO.    3

ITEM NO.   1<NAME    >=  17.000     (BOTH WALLS)
ITEM NO.   2<NATURE  >=  1.0000     (BOTH WALLS)
ITEM NO.   3<LEVEL   >=  0.0000     (BOTH WALLS)
ITEM NO.   4<WALL    >=  1.0000     (BOTH WALLS)
ITEM NO.   5<GAMMAD  >=  16.000     (BOTH WALLS)
ITEM NO.   6<GAMMAB  >=  6.0000     (BOTH WALLS)
ITEM NO.   7<GAMMAW  >=  10.000     (BOTH WALLS)
ITEM NO.   9<U-FRICT >=  30.000     (BOTH WALLS)
ITEM NO.  10<U-KA    >= 0.33300     WALL NO.        1
ITEM NO.  11<U-KP    >=  5.2860     WALL NO.        1
ITEM NO.  12<K0-NC   >= 0.50000     (BOTH WALLS)
ITEM NO.  13<NEXP    >= 0.50000     (BOTH WALLS)
ITEM NO.  14<OCR     >=  1.0000     (BOTH WALLS)
ITEM NO.  16<MODEL   >=  1.0000     (BOTH WALLS)
ITEM NO.  17<EVC     >=  30000.     (BOTH WALLS)
```

```
ITEM NO.  18<EUR     >=  48000.     (BOTH WALLS)
ITEM NO.  27<U-PERM  >= 0.10000E-04 (BOTH WALLS)
ITEM NO.  52<D-NATURE>=  1.0000     (BOTH WALLS)
ITEM NO.  53<D-LEVEL >=  0.0000     (BOTH WALLS)
ITEM NO.  59<D-FRICT >=  30.000     (BOTH WALLS)
ITEM NO.  60<D-KA    >= 0.33300     WALL NO.        1
ITEM NO.  61<D-KP    >=  4.2880     WALL NO.        1
ITEM NO.  77<D-PERM  >= 0.10000E-04 (BOTH WALLS)

 NON ZERO LAYER DESCRIPTORS FOR LAYER NO.    3 FOR STEP NO.    3

ITEM NO.   1<NAME    >=  18.000     (BOTH WALLS)
ITEM NO.   2<NATURE  >=  1.0000     (BOTH WALLS)
ITEM NO.   3<LEVEL   >= -5.0000     (BOTH WALLS)
ITEM NO.   4<WALL    >=  1.0000     (BOTH WALLS)
ITEM NO.   5<GAMMAD  >=  16.000     (BOTH WALLS)
ITEM NO.   6<GAMMAB  >=  6.0000     (BOTH WALLS)
ITEM NO.   7<GAMMAW  >=  10.000     (BOTH WALLS)
ITEM NO.   8<U-COHE  >=  1.0000     (BOTH WALLS)
ITEM NO.   9<U-FRICT >=  33.000     (BOTH WALLS)
ITEM NO.  10<U-KA    >= 0.29500     WALL NO.        1
ITEM NO.  11<U-KP    >=  6.4620     WALL NO.        1
ITEM NO.  12<K0-NC   >= 0.50000     (BOTH WALLS)
ITEM NO.  13<NEXP    >= 0.50000     (BOTH WALLS)
ITEM NO.  14<OCR     >=  1.0000     (BOTH WALLS)
ITEM NO.  16<MODEL   >=  1.0000     (BOTH WALLS)
ITEM NO.  17<EVC     >=  68000.     (BOTH WALLS)
ITEM NO.  18<EUR     >= 0.10880E+06 (BOTH WALLS)
ITEM NO.  27<U-PERM  >= 0.10000E-04 (BOTH WALLS)
ITEM NO.  52<D-NATURE>=  1.0000     (BOTH WALLS)
ITEM NO.  53<D-LEVEL >=  0.0000     (BOTH WALLS)
ITEM NO.  58<D-COHE  >=  1.0000     (BOTH WALLS)
ITEM NO.  59<D-FRICT >=  33.000     (BOTH WALLS)
ITEM NO.  60<D-KA    >= 0.29500     WALL NO.        1
ITEM NO.  61<D-KP    >=  5.1600     WALL NO.        1
ITEM NO.  77<D-PERM  >= 0.10000E-04 (BOTH WALLS)

LAYER DESCRIPTORS FOR STEP NO.    4


 NON ZERO LAYER DESCRIPTORS FOR LAYER NO.    1 FOR STEP NO.    4

ITEM NO.   1<NAME    >=  16.000     (BOTH WALLS)
ITEM NO.   2<NATURE  >=  1.0000     (BOTH WALLS)
ITEM NO.   3<LEVEL   >=  3.0000     (BOTH WALLS)
ITEM NO.   4<WALL    >=  1.0000     (BOTH WALLS)
ITEM NO.   5<GAMMAD  >=  19.000     (BOTH WALLS)
ITEM NO.   6<GAMMAB  >=  10.000     (BOTH WALLS)
ITEM NO.   7<GAMMAW  >=  10.000     (BOTH WALLS)
ITEM NO.   9<U-FRICT >=  38.000     (BOTH WALLS)
ITEM NO.  10<U-KA    >= 0.23800     WALL NO.        1
ITEM NO.  11<U-KP    >=  7.2320     WALL NO.        1
ITEM NO.  12<K0-NC   >= 0.50000     (BOTH WALLS)
ITEM NO.  13<NEXP    >= 0.50000     (BOTH WALLS)
ITEM NO.  14<OCR     >=  1.0000     (BOTH WALLS)
ITEM NO.  16<MODEL   >=  1.0000     (BOTH WALLS)
ITEM NO.  17<EVC     >=  15000.     (BOTH WALLS)
ITEM NO.  18<EUR     >=  45000.     (BOTH WALLS)
ITEM NO.  27<U-PERM  >= 0.10000E-03 (BOTH WALLS)
ITEM NO.  52<D-NATURE>=  1.0000     (BOTH WALLS)
ITEM NO.  53<D-LEVEL >=  0.0000     (BOTH WALLS)
ITEM NO.  59<D-FRICT >=  38.000     (BOTH WALLS)
ITEM NO.  60<D-KA    >= 0.23800     WALL NO.        1
ITEM NO.  61<D-KP    >=  7.2320     WALL NO.        1
ITEM NO.  77<D-PERM  >= 0.10000E-03 (BOTH WALLS)

 NON ZERO LAYER DESCRIPTORS FOR LAYER NO.    2 FOR STEP NO.    4

ITEM NO.   1<NAME    >=  17.000     (BOTH WALLS)
ITEM NO.   2<NATURE  >=  1.0000     (BOTH WALLS)
ITEM NO.   3<LEVEL   >=  0.0000     (BOTH WALLS)
ITEM NO.   4<WALL    >=  1.0000     (BOTH WALLS)
ITEM NO.   5<GAMMAD  >=  16.000     (BOTH WALLS)
ITEM NO.   6<GAMMAB  >=  6.0000     (BOTH WALLS)
```

```
ITEM NO.   7<GAMMAW  >=  10.000     (BOTH WALLS)
ITEM NO.   9<U-FRICT >=  30.000     (BOTH WALLS)
ITEM NO.  10<U-KA    >= 0.33300     WALL NO.        1
ITEM NO.  11<U-KP    >=  5.2860     WALL NO.        1
ITEM NO.  12<K0-NC   >= 0.50000     (BOTH WALLS)
ITEM NO.  13<NEXP    >= 0.50000     (BOTH WALLS)
ITEM NO.  14<OCR     >=  1.0000     (BOTH WALLS)
ITEM NO.  16<MODEL   >=  1.0000     (BOTH WALLS)
ITEM NO.  17<EVC     >=  30000.     (BOTH WALLS)
ITEM NO.  18<EUR     >=  48000.     (BOTH WALLS)
ITEM NO.  27<U-PERM  >= 0.10000E-04 (BOTH WALLS)
ITEM NO.  52<D-NATURE>=  1.0000     (BOTH WALLS)
ITEM NO.  53<D-LEVEL >=  0.0000     (BOTH WALLS)
ITEM NO.  59<D-FRICT >=  30.000     (BOTH WALLS)
ITEM NO.  60<D-KA    >= 0.33300     WALL NO.        1
ITEM NO.  61<D-KP    >=  4.2880     WALL NO.        1
ITEM NO.  77<D-PERM  >= 0.10000E-04 (BOTH WALLS)

 NON ZERO LAYER DESCRIPTORS FOR LAYER NO.    3 FOR STEP NO.    4

ITEM NO.   1<NAME    >=  18.000     (BOTH WALLS)
ITEM NO.   2<NATURE  >=  1.0000     (BOTH WALLS)
ITEM NO.   3<LEVEL   >= -5.0000     (BOTH WALLS)
ITEM NO.   4<WALL    >=  1.0000     (BOTH WALLS)
ITEM NO.   5<GAMMAD  >=  16.000     (BOTH WALLS)
ITEM NO.   6<GAMMAB  >=  6.0000     (BOTH WALLS)
ITEM NO.   7<GAMMAW  >=  10.000     (BOTH WALLS)
ITEM NO.   8<U-COHE  >=  1.0000     (BOTH WALLS)
ITEM NO.   9<U-FRICT >=  33.000     (BOTH WALLS)
ITEM NO.  10<U-KA    >= 0.29500     WALL NO.        1
ITEM NO.  11<U-KP    >=  6.4620     WALL NO.        1
ITEM NO.  12<K0-NC   >= 0.50000     (BOTH WALLS)
ITEM NO.  13<NEXP    >= 0.50000     (BOTH WALLS)
ITEM NO.  14<OCR     >=  1.0000     (BOTH WALLS)
ITEM NO.  16<MODEL   >=  1.0000     (BOTH WALLS)
ITEM NO.  17<EVC     >=  68000.     (BOTH WALLS)
ITEM NO.  18<EUR     >= 0.10880E+06 (BOTH WALLS)
ITEM NO.  27<U-PERM  >= 0.10000E-04 (BOTH WALLS)
ITEM NO.  52<D-NATURE>=  1.0000     (BOTH WALLS)
ITEM NO.  53<D-LEVEL >=  0.0000     (BOTH WALLS)
ITEM NO.  58<D-COHE  >=  1.0000     (BOTH WALLS)
ITEM NO.  59<D-FRICT >=  33.000     (BOTH WALLS)
ITEM NO.  60<D-KA    >= 0.29500     WALL NO.        1
ITEM NO.  61<D-KP    >=  5.1600     WALL NO.        1
ITEM NO.  77<D-PERM  >= 0.10000E-04 (BOTH WALLS)

LAYER DESCRIPTORS FOR STEP NO.    5

 NON ZERO LAYER DESCRIPTORS FOR LAYER NO.    1 FOR STEP NO.    5

ITEM NO.   1<NAME    >=  16.000     (BOTH WALLS)
ITEM NO.   2<NATURE  >=  1.0000     (BOTH WALLS)
ITEM NO.   3<LEVEL   >=  3.0000     (BOTH WALLS)
ITEM NO.   4<WALL    >=  1.0000     (BOTH WALLS)
ITEM NO.   5<GAMMAD  >=  19.000     (BOTH WALLS)
ITEM NO.   6<GAMMAB  >=  10.000     (BOTH WALLS)
ITEM NO.   7<GAMMAW  >=  10.000     (BOTH WALLS)
ITEM NO.   9<U-FRICT >=  38.000     (BOTH WALLS)
ITEM NO.  10<U-KA    >= 0.23800     WALL NO.        1
ITEM NO.  11<U-KP    >=  7.2320     WALL NO.        1
ITEM NO.  12<K0-NC   >= 0.50000     (BOTH WALLS)
ITEM NO.  13<NEXP    >= 0.50000     (BOTH WALLS)
ITEM NO.  14<OCR     >=  1.0000     (BOTH WALLS)
ITEM NO.  16<MODEL   >=  1.0000     (BOTH WALLS)
ITEM NO.  17<EVC     >=  15000.     (BOTH WALLS)
ITEM NO.  18<EUR     >=  45000.     (BOTH WALLS)
ITEM NO.  27<U-PERM  >= 0.10000E-03 (BOTH WALLS)
ITEM NO.  52<D-NATURE>=  1.0000     (BOTH WALLS)
ITEM NO.  53<D-LEVEL >=  0.0000     (BOTH WALLS)
ITEM NO.  59<D-FRICT >=  38.000     (BOTH WALLS)
ITEM NO.  60<D-KA    >= 0.23800     WALL NO.        1
ITEM NO.  61<D-KP    >=  7.2320     WALL NO.        1
ITEM NO.  77<D-PERM  >= 0.10000E-03 (BOTH WALLS)
```

NON ZERO LAYER DESCRIPTORS FOR LAYER NO. 2 FOR STEP NO. 5

ITEM NO. 1<NAME >= 17.000 (BOTH WALLS)
ITEM NO. 2<NATURE >= 1.0000 (BOTH WALLS)
ITEM NO. 3<LEVEL >= 0.0000 (BOTH WALLS)
ITEM NO. 4<WALL >= 1.0000 (BOTH WALLS)
ITEM NO. 5<GAMMAD >= 16.000 (BOTH WALLS)
ITEM NO. 6<GAMMAB >= 6.0000 (BOTH WALLS)
ITEM NO. 7<GAMMAW >= 10.000 (BOTH WALLS)
ITEM NO. 9<U-FRICT >= 30.000 (BOTH WALLS)
ITEM NO. 10<U-KA >= 0.33300 WALL NO. 1
ITEM NO. 11<U-KP >= 5.2860 WALL NO. 1
ITEM NO. 12<K0-NC >= 0.50000 (BOTH WALLS)
ITEM NO. 13<NEXP >= 0.50000 (BOTH WALLS)
ITEM NO. 14<OCR >= 1.0000 (BOTH WALLS)
ITEM NO. 16<MODEL >= 1.0000 (BOTH WALLS)
ITEM NO. 17<EVC >= 30000. (BOTH WALLS)
ITEM NO. 18<EUR >= 48000. (BOTH WALLS)
ITEM NO. 27<U-PERM >= 0.10000E-04 (BOTH WALLS)
ITEM NO. 52<D-NATURE>= 1.0000 (BOTH WALLS)
ITEM NO. 53<D-LEVEL >= 0.0000 (BOTH WALLS)
ITEM NO. 59<D-FRICT >= 30.000 (BOTH WALLS)
ITEM NO. 60<D-KA >= 0.33300 WALL NO. 1
ITEM NO. 61<D-KP >= 4.2880 WALL NO. 1
ITEM NO. 77<D-PERM >= 0.10000E-04 (BOTH WALLS)

NON ZERO LAYER DESCRIPTORS FOR LAYER NO. 3 FOR STEP NO. 5

ITEM NO. 1<NAME >= 18.000 (BOTH WALLS)
ITEM NO. 2<NATURE >= 1.0000 (BOTH WALLS)
ITEM NO. 3<LEVEL >= -5.0000 (BOTH WALLS)
ITEM NO. 4<WALL >= 1.0000 (BOTH WALLS)
ITEM NO. 5<GAMMAD >= 16.000 (BOTH WALLS)
ITEM NO. 6<GAMMAB >= 6.0000 (BOTH WALLS)
ITEM NO. 7<GAMMAW >= 10.000 (BOTH WALLS)
ITEM NO. 8<U-COHE >= 1.0000 (BOTH WALLS)
ITEM NO. 9<U-FRICT >= 33.000 (BOTH WALLS)
ITEM NO. 10<U-KA >= 0.29500 WALL NO. 1
ITEM NO. 11<U-KP >= 6.4620 WALL NO. 1
ITEM NO. 12<K0-NC >= 0.50000 (BOTH WALLS)
ITEM NO. 13<NEXP >= 0.50000 (BOTH WALLS)
ITEM NO. 14<OCR >= 1.0000 (BOTH WALLS)
ITEM NO. 16<MODEL >= 1.0000 (BOTH WALLS)
ITEM NO. 17<EVC >= 68000. (BOTH WALLS)
ITEM NO. 18<EUR >= 0.10880E+06 (BOTH WALLS)
ITEM NO. 27<U-PERM >= 0.10000E-04 (BOTH WALLS)
ITEM NO. 52<D-NATURE>= 1.0000 (BOTH WALLS)
ITEM NO. 53<D-LEVEL >= 0.0000 (BOTH WALLS)
ITEM NO. 58<D-COHE >= 1.0000 (BOTH WALLS)
ITEM NO. 59<D-FRICT >= 33.000 (BOTH WALLS)
ITEM NO. 60<D-KA >= 0.29500 WALL NO. 1
ITEM NO. 61<D-KP >= 5.1600 WALL NO. 1
ITEM NO. 77<D-PERM >= 0.10000E-04 (BOTH WALLS)

LAYER DESCRIPTORS FOR STEP NO. 6

NON ZERO LAYER DESCRIPTORS FOR LAYER NO. 1 FOR STEP NO. 6

ITEM NO. 1<NAME >= 16.000 (BOTH WALLS)
ITEM NO. 2<NATURE >= 1.0000 (BOTH WALLS)
ITEM NO. 3<LEVEL >= 3.0000 (BOTH WALLS)
ITEM NO. 4<WALL >= 1.0000 (BOTH WALLS)
ITEM NO. 5<GAMMAD >= 19.000 (BOTH WALLS)
ITEM NO. 6<GAMMAB >= 10.000 (BOTH WALLS)
ITEM NO. 7<GAMMAW >= 10.000 (BOTH WALLS)
ITEM NO. 9<U-FRICT >= 38.000 (BOTH WALLS)
ITEM NO. 10<U-KA >= 0.23800 WALL NO. 1
ITEM NO. 11<U-KP >= 7.2320 WALL NO. 1
ITEM NO. 12<K0-NC >= 0.50000 (BOTH WALLS)
ITEM NO. 13<NEXP >= 0.50000 (BOTH WALLS)
ITEM NO. 14<OCR >= 1.0000 (BOTH WALLS)
ITEM NO. 16<MODEL >= 1.0000 (BOTH WALLS)

```
ITEM NO.  17<EVC     >=  15000.     (BOTH WALLS)
ITEM NO.  18<EUR     >=  45000.     (BOTH WALLS)
ITEM NO.  27<U-PERM  >= 0.10000E-03 (BOTH WALLS)
ITEM NO.  52<D-NATURE>=  1.0000     (BOTH WALLS)
ITEM NO.  53<D-LEVEL >=  0.0000     (BOTH WALLS)
ITEM NO.  59<D-FRICT >=  38.000     (BOTH WALLS)
ITEM NO.  60<D-KA    >= 0.23800     WALL NO.        1
ITEM NO.  61<D-KP    >=  7.2320     WALL NO.        1
ITEM NO.  77<D-PERM  >= 0.10000E-03 (BOTH WALLS)

 NON ZERO LAYER DESCRIPTORS FOR LAYER NO.    2 FOR STEP NO.    6

ITEM NO.   1<NAME    >=  17.000     (BOTH WALLS)
ITEM NO.   2<NATURE  >=  1.0000     (BOTH WALLS)
ITEM NO.   3<LEVEL   >=  0.0000     (BOTH WALLS)
ITEM NO.   4<WALL    >=  1.0000     (BOTH WALLS)
ITEM NO.   5<GAMMAD  >=  16.000     (BOTH WALLS)
ITEM NO.   6<GAMMAB  >=  6.0000     (BOTH WALLS)
ITEM NO.   7<GAMMAW  >=  10.000     (BOTH WALLS)
ITEM NO.   9<U-FRICT >=  30.000     (BOTH WALLS)
ITEM NO.  10<U-KA    >= 0.33300     WALL NO.        1
ITEM NO.  11<U-KP    >=  5.2860     WALL NO.        1
ITEM NO.  12<K0-NC   >= 0.50000     (BOTH WALLS)
ITEM NO.  13<NEXP    >= 0.50000     (BOTH WALLS)
ITEM NO.  14<OCR     >=  1.0000     (BOTH WALLS)
ITEM NO.  16<MODEL   >=  1.0000     (BOTH WALLS)
ITEM NO.  17<EVC     >=  30000.     (BOTH WALLS)
ITEM NO.  18<EUR     >=  48000.     (BOTH WALLS)
ITEM NO.  27<U-PERM  >= 0.10000E-04 (BOTH WALLS)
ITEM NO.  52<D-NATURE>=  1.0000     (BOTH WALLS)
ITEM NO.  53<D-LEVEL >=  0.0000     (BOTH WALLS)
ITEM NO.  59<D-FRICT >=  30.000     (BOTH WALLS)
ITEM NO.  60<D-KA    >= 0.33300     WALL NO.        1
ITEM NO.  61<D-KP    >=  4.2880     WALL NO.        1
ITEM NO.  77<D-PERM  >= 0.10000E-04 (BOTH WALLS)

 NON ZERO LAYER DESCRIPTORS FOR LAYER NO.    3 FOR STEP NO.    6

ITEM NO.   1<NAME    >=  18.000     (BOTH WALLS)
ITEM NO.   2<NATURE  >=  1.0000     (BOTH WALLS)
ITEM NO.   3<LEVEL   >= -5.0000     (BOTH WALLS)
ITEM NO.   4<WALL    >=  1.0000     (BOTH WALLS)
ITEM NO.   5<GAMMAD  >=  16.000     (BOTH WALLS)
ITEM NO.   6<GAMMAB  >=  6.0000     (BOTH WALLS)
ITEM NO.   7<GAMMAW  >=  10.000     (BOTH WALLS)
ITEM NO.   8<U-COHE  >=  1.0000     (BOTH WALLS)
ITEM NO.   9<U-FRICT >=  33.000     (BOTH WALLS)
ITEM NO.  10<U-KA    >= 0.29500     WALL NO.        1
ITEM NO.  11<U-KP    >=  6.4620     WALL NO.        1
ITEM NO.  12<K0-NC   >= 0.50000     (BOTH WALLS)
ITEM NO.  13<NEXP    >= 0.50000     (BOTH WALLS)
ITEM NO.  14<OCR     >=  1.0000     (BOTH WALLS)
ITEM NO.  16<MODEL   >=  1.0000     (BOTH WALLS)
ITEM NO.  17<EVC     >=  68000.     (BOTH WALLS)
ITEM NO.  18<EUR     >= 0.10880E+06 (BOTH WALLS)
ITEM NO.  27<U-PERM  >= 0.10000E-04 (BOTH WALLS)
ITEM NO.  52<D-NATURE>=  1.0000     (BOTH WALLS)
ITEM NO.  53<D-LEVEL >=  0.0000     (BOTH WALLS)
ITEM NO.  58<D-COHE  >=  1.0000     (BOTH WALLS)
ITEM NO.  59<D-FRICT >=  33.000     (BOTH WALLS)
ITEM NO.  60<D-KA    >= 0.29500     WALL NO.        1
ITEM NO.  61<D-KP    >=  5.1600     WALL NO.        1
ITEM NO.  77<D-PERM  >= 0.10000E-04 (BOTH WALLS)


DEFAULT WATER UNIT WEIGHT =  10.000
AVERAGED ON    18 VALUES
```

```
+-----------------------------------------------------------------------------------------------------------------------+
|                   PARATIEPLUS(TM)   NLS ENGINE RELEASE  2018.0    FULL VERSION  *Build date:Nov 13, 2017*              |
|                                                                                                                       |
|                          NewProject.BaseDesignSection_28.SLERaraFrequenteQuasiPermanente_1153                          |
|                                   Exe Time : 4 September 2018 18:05:29                                                |
+-----------------------------------------------------------------------------------------------------------------------+

PHASE DESCRIPTORS


STEP  NO.     1
                                        LEFT WALL    RIGHT WALL
Y                                        0.000       -0.9990E+30
Z-PC                                     0.000         0.000
Z-EXCAVATION                             0.000         0.000
Z-WATER_TABLE                           -18.00       -0.9990E+30
Q_AT_THE_FREE_FIELD_LEVEL                0.000         0.000
ZQ                                       0.000         0.000
DZW_OF_THE_WATER_TABLE                   0.000         0.000
QS_ON_THE_EXCAVATION_SIDE                0.000         0.000
ZQS                                     -0.9990E+30   -0.9990E+30
ZCUT                                     0.000         0.000
BALANCE LEVEL FOR PORE PRESSURES        -11.50        -11.50
WATER_BEHAVIOUR_FLAG (LINING OPT)        0.000         0.000
PORE_UPDATE_FLAG                         0.000         0.000
PORE_TAB. _FLAG (gt.0= use tabs)         0.000         0.000
lateral thrusts reduction elevatio       0.000         0.000
Downhill reduction factor for effe       0.000         0.000
Downhill reduction factor for pore       0.000         0.000
Uphill reduction factor for effect       0.000         0.000
Uphill reduction factor for pore p       0.000         0.000
SEISMIC HORIZONTAL ACCEL. Kh [g]         0.000         0.000
UPHILL VERTICAL ACCEL.  Kv_uh [g]        0.000         0.000
DOWNHILL VERTICAL ACCEL.Kv_dh [g]        0.000         0.000
UPHILL BETA ANGLE (SLOPE) [deg]          0.000         0.000
UPHILL DELTA/PHI RATIO                   0.000         0.000
DOWNHILL BETA ANGLE (SLOPE) [deg]        0.000         0.000
DOWNHILL DELTA/PHI RATIO                 0.000         0.000
DYN.WATER BEHAVIOUR                      0.000         0.000
Excess pore pressure RATIO Ru            0.000         0.000
SEISMIC PRESSURE LOWER VALUE             0.000         0.000
SEISMIC PRESSURE UPPER VALUE             0.000         0.000
SEISMIC PRESSURE LOWER LEVEL             0.000         0.000
SEISMIC PRESSURE UPPER LEVEL             0.000         0.000

=========================================================================================================end of step    1


STEP  NO.     2
                                        LEFT WALL    RIGHT WALL
Y                                        0.000       -0.9990E+30
Z-PC                                     0.000         0.000
Z-EXCAVATION                            -1.000         0.000
Z-WATER_TABLE                           -18.00       -0.9990E+30
Q_AT_THE_FREE_FIELD_LEVEL                0.000         0.000
ZQ                                       0.000         0.000
DZW_OF_THE_WATER_TABLE                   0.000         0.000
QS_ON_THE_EXCAVATION_SIDE                0.000         0.000
ZQS                                     -0.9990E+30   -0.9990E+30
ZCUT                                     0.000         0.000
BALANCE LEVEL FOR PORE PRESSURES        -11.50        -11.50
WATER_BEHAVIOUR_FLAG (LINING OPT)        0.000         0.000
PORE_UPDATE_FLAG                         0.000         0.000
PORE_TAB. _FLAG (gt.0= use tabs)         0.000         0.000
lateral thrusts reduction elevatio       0.000         0.000
Downhill reduction factor for effe       0.000         0.000
Downhill reduction factor for pore       0.000         0.000
Uphill reduction factor for effect       0.000         0.000
Uphill reduction factor for pore p       0.000         0.000
SEISMIC HORIZONTAL ACCEL. Kh [g]         0.000         0.000
UPHILL VERTICAL ACCEL.  Kv_uh [g]        0.000         0.000
```

DOWNHILL VERTICAL ACCEL.Kv_dh [g]	0.000	0.000
UPHILL BETA ANGLE (SLOPE) [deg]	0.000	0.000
UPHILL DELTA/PHI RATIO	0.000	0.000
DOWNHILL BETA ANGLE (SLOPE) [deg]	0.000	0.000
DOWNHILL DELTA/PHI RATIO	0.000	0.000
DYN.WATER BEHAVIOUR	0.000	0.000
Excess pore pressure RATIO Ru	0.000	0.000
SEISMIC PRESSURE LOWER VALUE	0.000	0.000
SEISMIC PRESSURE UPPER VALUE	0.000	0.000
SEISMIC PRESSURE LOWER LEVEL	0.000	0.000
SEISMIC PRESSURE UPPER LEVEL	0.000	0.000

==========end of step 2

STEP NO. 3

	LEFT WALL	RIGHT WALL
Y	0.000	-0.9990E+30
Z-PC	0.000	0.000
Z-EXCAVATION	-1.000	0.000
Z-WATER_TABLE	-18.00	-0.9990E+30
Q_AT_THE_FREE_FIELD_LEVEL	0.000	0.000
ZQ	0.000	0.000
DZW_OF_THE_WATER_TABLE	0.000	0.000
QS_ON_THE_EXCAVATION_SIDE	0.000	0.000
ZQS	-0.9990E+30	-0.9990E+30
ZCUT	0.000	0.000
BALANCE LEVEL FOR PORE PRESSURES	-11.50	-11.50
WATER_BEHAVIOUR_FLAG (LINING OPT)	0.000	0.000
PORE_UPDATE_FLAG	0.000	0.000
PORE_TAB. _FLAG (gt.0= use tabs)	0.000	0.000
lateral thrusts reduction elevatio	0.000	0.000
Downhill reduction factor for effe	0.000	0.000
Downhill reduction factor for pore	0.000	0.000
Uphill reduction factor for effect	0.000	0.000
Uphill reduction factor for pore p	0.000	0.000
SEISMIC HORIZONTAL ACCEL. Kh [g]	0.000	0.000
UPHILL VERTICAL ACCEL. Kv_uh [g]	0.000	0.000
DOWNHILL VERTICAL ACCEL.Kv_dh [g]	0.000	0.000
UPHILL BETA ANGLE (SLOPE) [deg]	0.000	0.000
UPHILL DELTA/PHI RATIO	0.000	0.000
DOWNHILL BETA ANGLE (SLOPE) [deg]	0.000	0.000
DOWNHILL DELTA/PHI RATIO	0.000	0.000
DYN.WATER BEHAVIOUR	0.000	0.000
Excess pore pressure RATIO Ru	0.000	0.000
SEISMIC PRESSURE LOWER VALUE	0.000	0.000
SEISMIC PRESSURE UPPER VALUE	0.000	0.000
SEISMIC PRESSURE LOWER LEVEL	0.000	0.000
SEISMIC PRESSURE UPPER LEVEL	0.000	0.000

==========end of step 3

STEP NO. 4

	LEFT WALL	RIGHT WALL
Y	0.000	-0.9990E+30
Z-PC	0.000	0.000
Z-EXCAVATION	-6.800	0.000
Z-WATER_TABLE	-18.00	-0.9990E+30
Q_AT_THE_FREE_FIELD_LEVEL	0.000	0.000
ZQ	0.000	0.000
DZW_OF_THE_WATER_TABLE	0.000	0.000
QS_ON_THE_EXCAVATION_SIDE	0.000	0.000
ZQS	-0.9990E+30	-0.9990E+30
ZCUT	0.000	0.000
BALANCE LEVEL FOR PORE PRESSURES	-11.50	-11.50
WATER_BEHAVIOUR_FLAG (LINING OPT)	0.000	0.000
PORE_UPDATE_FLAG	0.000	0.000
PORE_TAB. _FLAG (gt.0= use tabs)	0.000	0.000
lateral thrusts reduction elevatio	0.000	0.000
Downhill reduction factor for effe	0.000	0.000
Downhill reduction factor for pore	0.000	0.000
Uphill reduction factor for effect	0.000	0.000
Uphill reduction factor for pore p	0.000	0.000

SEISMIC HORIZONTAL ACCEL. Kh [g]	0.000	0.000
UPHILL VERTICAL ACCEL. Kv_uh [g]	0.000	0.000
DOWNHILL VERTICAL ACCEL.Kv_dh [g]	0.000	0.000
UPHILL BETA ANGLE (SLOPE) [deg]	0.000	0.000
UPHILL DELTA/PHI RATIO	0.000	0.000
DOWNHILL BETA ANGLE (SLOPE) [deg]	0.000	0.000
DOWNHILL DELTA/PHI RATIO	0.000	0.000
DYN.WATER BEHAVIOUR	0.000	0.000
Excess pore pressure RATIO Ru	0.000	0.000
SEISMIC PRESSURE LOWER VALUE	0.000	0.000
SEISMIC PRESSURE UPPER VALUE	0.000	0.000
SEISMIC PRESSURE LOWER LEVEL	0.000	0.000
SEISMIC PRESSURE UPPER LEVEL	0.000	0.000

==========end of step 4

STEP NO. 5

	LEFT WALL	RIGHT WALL
Y	0.000	-0.9990E+30
Z-PC	0.000	0.000
Z-EXCAVATION	-6.300	0.000
Z-WATER_TABLE	-18.00	-0.9990E+30
Q_AT_THE_FREE_FIELD_LEVEL	0.000	0.000
ZQ	0.000	0.000
DZW_OF_THE_WATER_TABLE	0.000	0.000
QS_ON_THE_EXCAVATION_SIDE	0.000	0.000
ZQS	-0.9990E+30	-0.9990E+30
ZCUT	0.000	0.000
BALANCE LEVEL FOR PORE PRESSURES	-11.50	-11.50
WATER_BEHAVIOUR_FLAG (LINING OPT)	0.000	0.000
PORE_UPDATE_FLAG	0.000	0.000
PORE_TAB. _FLAG (gt.0= use tabs)	0.000	0.000
lateral thrusts reduction elevatio	0.000	0.000
Downhill reduction factor for effe	0.000	0.000
Downhill reduction factor for pore	0.000	0.000
Uphill reduction factor for effect	0.000	0.000
Uphill reduction factor for pore p	0.000	0.000
SEISMIC HORIZONTAL ACCEL. Kh [g]	0.000	0.000
UPHILL VERTICAL ACCEL. Kv_uh [g]	0.000	0.000
DOWNHILL VERTICAL ACCEL.Kv_dh [g]	0.000	0.000
UPHILL BETA ANGLE (SLOPE) [deg]	0.000	0.000
UPHILL DELTA/PHI RATIO	0.000	0.000
DOWNHILL BETA ANGLE (SLOPE) [deg]	0.000	0.000
DOWNHILL DELTA/PHI RATIO	0.000	0.000
DYN.WATER BEHAVIOUR	0.000	0.000
Excess pore pressure RATIO Ru	0.000	0.000
SEISMIC PRESSURE LOWER VALUE	0.000	0.000
SEISMIC PRESSURE UPPER VALUE	0.000	0.000
SEISMIC PRESSURE LOWER LEVEL	0.000	0.000
SEISMIC PRESSURE UPPER LEVEL	0.000	0.000

==========end of step 5

STEP NO. 6

	LEFT WALL	RIGHT WALL
Y	0.000	-0.9990E+30
Z-PC	0.000	0.000
Z-EXCAVATION	-6.300	0.000
Z-WATER_TABLE	-18.00	-0.9990E+30
Q_AT_THE_FREE_FIELD_LEVEL	0.000	0.000
ZQ	0.000	0.000
DZW_OF_THE_WATER_TABLE	0.000	0.000
QS_ON_THE_EXCAVATION_SIDE	0.000	0.000
ZQS	-0.9990E+30	-0.9990E+30
ZCUT	0.000	0.000
BALANCE LEVEL FOR PORE PRESSURES	-11.50	-11.50
WATER_BEHAVIOUR_FLAG (LINING OPT)	0.000	0.000
PORE_UPDATE_FLAG	0.000	0.000
PORE_TAB. _FLAG (gt.0= use tabs)	0.000	0.000
lateral thrusts reduction elevatio	0.000	0.000
Downhill reduction factor for effe	0.000	0.000
Downhill reduction factor for pore	0.000	0.000

```
Uphill reduction factor for effect      0.000         0.000
Uphill reduction factor for pore p      0.000         0.000
SEISMIC HORIZONTAL ACCEL. Kh [g]        0.000         0.000
UPHILL VERTICAL ACCEL.  Kv_uh [g]       0.000         0.000
DOWNHILL VERTICAL ACCEL.Kv_dh [g]       0.000         0.000
UPHILL BETA ANGLE (SLOPE) [deg]         0.000         0.000
UPHILL DELTA/PHI RATIO                  0.000         0.000
DOWNHILL BETA ANGLE (SLOPE) [deg]       0.000         0.000
DOWNHILL DELTA/PHI RATIO                0.000         0.000
DYN.WATER BEHAVIOUR                     0.000         0.000
Excess pore pressure RATIO Ru           0.000         0.000
SEISMIC PRESSURE LOWER VALUE            0.000         0.000
SEISMIC PRESSURE UPPER VALUE            0.000         0.000
SEISMIC PRESSURE LOWER LEVEL            0.000         0.000
SEISMIC PRESSURE UPPER LEVEL            0.000         0.000

================================================================================================================end of step    6


 LEFT-HAND WALL

 LOWER  LEVEL         -11.50000
 UPPER  LEVEL           0.00000

 RIGHT-HAND WALL

 LOWER  LEVEL         -11.50000
 UPPER  LEVEL           0.00000
```

```
+-------------------------------------------------------------------------------------------------------------------------+
|                  PARATIEPLUS(TM)   NLS ENGINE RELEASE  2018.0    FULL VERSION  *Build date:Nov 13, 2017*              |
|                                                                                                                         |
|                          NewProject.BaseDesignSection_28.SLERaraFrequenteQuasiPermanente_1153                           |
|                                   Exe Time : 4 September 2018 18:05:29                                                  |
+-------------------------------------------------------------------------------------------------------------------------+
 I N I T I A L   S T R E S S   T A B L E S

            S E C T I O N

 NUMBER OF DEFINED TABLES             2


INPUT DATA FOR INITIAL STRESS SET NO.    1
PERTAINING SOIL ELEMENTS AT Y-COORD    0.0000

ACTIVATION TIME                              1.0000
END TIME (TIME BEYOND WHICH IT IS REMOVED)   6.0000

TYPE BOUSSINESQ

 HORIZONTAL DISTANCE (DY)           1.00000000000000
 FOUNDATION WIDTH    (B)            5.00000000000000
 ZETA-F.....                   0.000000000000000E+000
 Q-F .....                      20.0000000000000
 BETA .....                     45.0000000000000
 BEHAVIOUR (0=FREE, 1=REFLECTING)  0.000000000000000E+000


INPUT DATA FOR INITIAL STRESS SET NO.    2
PERTAINING SOIL ELEMENTS AT Y-COORD    0.0000

ACTIVATION TIME                              1.0000
END TIME (TIME BEYOND WHICH IT IS REMOVED)   6.0000

TYPE BOUSSINESQ

 HORIZONTAL DISTANCE (DY)           12.0000000000000
 FOUNDATION WIDTH    (B)            18.0000000000000
 ZETA-F.....                    2.70000000000000
 Q-F .....                      20.0000000000000
 BETA .....                     45.0000000000000
 BEHAVIOUR (0=FREE, 1=REFLECTING)  0.000000000000000E+000


 ELEMENT GROUPS BACKUP AREA CAN STAY IN CORE AT
 POSITION        5195

 NO. OF D.P.W  FOR THIS AREA       7030
 MAX NO. OF D.P.W. AVAILABLE      81920
 ** MAX NO OF ITERATIONS SET TO          40

ITER     0 RNORM = 0.000     RMNORM= 0.000
           RINORM=0.1497E+05 RIMNOR= 0.000
           RENORM=0.1972E-28 REMNOR= 0.000     RATIO =0.3629E-16 TOLER =0.1000E-03      CONVERGED !
           RFMAX = 18.70     RMMAX = 0.000
           RTSMAL=0.1000E-03 RMSMAL= 0.000
           RDT   =0.1497E+05 RDR   = 0.000
           RATIOT=0.3629E-16 RATIOR= 0.000
           MAX UN=0.1776E-14 IEQ=    61 NODE     31 DOF   1  Y-DISPL.F
           MIN UN=-.3553E-14 IEQ=    75 NODE     38 DOF   1  Y-DISPL.F
           NO. OF CONTACT CONSTRAINT VIOLATIONS     0


ITER     1 RNORM = 0.000     RMNORM= 0.000
           RINORM=0.1497E+05 RIMNOR= 0.000
           RENORM=0.4073E-30 REMNOR=0.4861E-53 RATIO =0.5216E-17 TOLER =0.1000E-03      CONVERGED !
           RFMAX = 18.70     RMMAX = 0.000
           RTSMAL=0.1000E-03 RMSMAL= 0.000
           RDT   =0.1497E+05 RDR   = 0.000
           RATIOT=0.5216E-17 RATIOR= 0.000
```

```
  MAX UN=0.5678E-16 IEQ=     3 NODE      2 DOF   1  Y-DISPL.F
  MIN UN=-.1413E-15 IEQ=    83 NODE     42 DOF   1  Y-DISPL.F
  NO. OF CONTACT CONSTRAINT VIOLATIONS     0


ITER     2 RNORM = 0.000     RMNORM= 0.000
  RINORM=0.1497E+05 RIMNOR= 0.000
  RENORM=0.3490E-30 REMNOR=0.2211E-52 RATIO =0.4828E-17 TOLER =0.1000E-03      CONVERGED !
  RFMAX = 18.70     RMMAX = 0.000
  RTSMAL=0.1000E-03 RMSMAL= 0.000
  RDT   =0.1497E+05 RDR   = 0.000
  RATIOT=0.4828E-17 RATIOR= 0.000
  MAX UN=0.5699E-16 IEQ=     3 NODE      2 DOF   1  Y-DISPL.F
  MIN UN=-.1203E-15 IEQ=   113 NODE     57 DOF   1  Y-DISPL.F
  NO. OF CONTACT CONSTRAINT VIOLATIONS     0
```

```
+-------------------------------------------------------------------------------------------------------------------------------+
|                   PARATIEPLUS(TM)   NLS ENGINE RELEASE  2018.0    FULL VERSION  *Build date:Nov 13, 2017*                     |
|                                                                                                                               |
|                          NewProject.BaseDesignSection_28.SLERaraFrequenteQuasiPermanente_1153                                 |
|                                   Exe Time : 4 September 2018 18:05:29                                                        |
+-------------------------------------------------------------------------------------------------------------------------------+
New Project
SOLUTION REACHED USING     2 ITERATIONS ON   40

P R I N T   O U T   F O R   T I M E   S T E P    1     ( AT TIME   1.000     )

PRINT OUT OF ACTIVE COMPONENTS (FIXED NODES ARE NOT PRINTED OUT)

          Y-DISPL.F        X-ROT. F
           (02)             (04)            (


ALL NODAL POINTS HAVE ZERO DISPLACEMENT COMPONENTS
```

```
+-------------------------------------------------------------------------------------------------------------------------------+
|                   PARATIEPLUS(TM)   NLS ENGINE RELEASE  2018.0    FULL VERSION  *Build date:Nov 13, 2017*                    |
|                                                                                                                               |
|                          NewProject.BaseDesignSection_28.SLERaraFrequenteQuasiPermanente_1153                                 |
|                                   Exe Time : 4 September 2018 18:05:29                                                        |
+-------------------------------------------------------------------------------------------------------------------------------+
New Project


S T R E S S   R E S U L T S   F O R   G R O U P   N O.   1

0_L                                                              :
ELEMENT TYPE    5 NO.OF ELEMENTS. IN THIS GROUP   59
C U R R E N T   T I M E   I S      1.0000

 HARDENING 2D SOIL ELEMENT

 ****** TOTAL STRESS FORMULATION *****

  EL *   FORCE     DISPL-Y  VERTICAL-P  HORIZON.-P     MAX-V-P     MAX-H-P           STATE   STIFFNESS Z-LEVEL      PORE
E FACTOR    UFACTOR       Peq           Su_a         Su_p     LAYER
 ------------------------------------------------------------------------------------------------------------------------------
-------------------------------------------------------------------------------------------
   1 D  0.1633     -1.0533E-20  4.2494E-02   1.633      4.2494E-02   1.633            V-C  3.3888E+04   0.000       0.000
1.000       1.000       1.633       0.000       0.000     DI1_164_167_L_0
   2 D   1.079     -1.0072E-20   3.284       5.397       3.284       5.397            V-C  3.3888E+04 -0.2000       0.000
1.000       1.000       5.397       0.000       0.000     DI1_164_167_L_0
   3 D   1.763     -9.6102E-21   6.689       8.816       6.689       8.816            V-C  3.3888E+04 -0.4000       0.000
1.000       1.000       8.816       0.000       0.000     DI1_164_167_L_0
   4 D   2.346     -9.1484E-21   10.30       11.73       10.30       11.73            V-C  3.3888E+04 -0.6000       0.000
1.000       1.000       11.73       0.000       0.000     DI1_164_167_L_0
   5 D   2.834     -8.6858E-21   14.07       14.17       14.07       14.17            V-C  3.3888E+04 -0.8000       0.000
1.000       1.000       14.17       0.000       0.000     DI1_164_167_L_0
   6 D   3.248     -8.2217E-21   17.90       16.24       17.90       16.24            V-C  3.3888E+04  -1.000       0.000
1.000       1.000       16.24       0.000       0.000     DI1_164_167_L_0
   7 D   3.612     -7.7553E-21   21.73       18.06       21.73       18.06            V-C  3.3888E+04  -1.200       0.000
1.000       1.000       18.06       0.000       0.000     DI1_164_167_L_0
   8 D   3.944     -7.2858E-21   25.59       19.72       25.59       19.72            V-C  3.3888E+04  -1.400       0.000
1.000       1.000       19.72       0.000       0.000     DI1_164_167_L_0
   9 D   4.255     -6.8120E-21   29.87       21.27       29.87       21.27            V-C  3.3888E+04  -1.600       0.000
1.000       1.000       21.27       0.000       0.000     DI1_164_167_L_0
  10 D   4.552     -6.3328E-21   33.96       22.76       33.96       22.76            V-C  3.3888E+04  -1.800       0.000
1.000       1.000       22.76       0.000       0.000     DI1_164_167_L_0
  11 D   4.842     -5.8469E-21   37.91       24.21       37.91       24.21            V-C  3.3888E+04  -2.000       0.000
1.000       1.000       24.21       0.000       0.000     DI1_164_167_L_0
  12 D   5.128     -5.3530E-21   41.75       25.64       41.75       25.64            V-C  3.3888E+04  -2.200       0.000
1.000       1.000       25.64       0.000       0.000     DI1_164_167_L_0
  13 D   5.411     -4.8494E-21   45.50       27.06       45.50       27.06            V-C  3.3888E+04  -2.400       0.000
1.000       1.000       27.06       0.000       0.000     DI1_164_167_L_0
  14 D   5.693     -4.3347E-21   49.18       28.47       49.18       28.47            V-C  3.3888E+04  -2.600       0.000
1.000       1.000       28.47       0.000       0.000     DI1_164_167_L_0
  15 D   5.975     -3.8077E-21   52.81       29.88       52.81       29.88            V-C  3.3888E+04  -2.800       0.000
1.000       1.000       29.88       0.000       0.000     DI1_164_167_L_0
  16 D   6.258     -3.2691E-21   56.40       31.29       56.40       31.29            V-C  3.3888E+04  -3.000       0.000
1.000       1.000       31.29       0.000       0.000     DI1_164_167_L_0
  17 D   6.542     -2.7200E-21   60.10       32.71       60.10       32.71            V-C  3.3888E+04  -3.200       0.000
1.000       1.000       32.71       0.000       0.000     DI1_164_167_L_0
  18 D   6.827     -2.1615E-21   63.60       34.14       63.60       34.14            V-C  3.3888E+04  -3.400       0.000
1.000       1.000       34.14       0.000       0.000     DI1_164_167_L_0
  19 D   7.113     -1.5946E-21   67.08       35.57       67.08       35.57            V-C  3.3888E+04  -3.600       0.000
1.000       1.000       35.57       0.000       0.000     DI1_164_167_L_0
  20 D   7.401     -1.0204E-21   70.54       37.01       70.54       37.01            V-C  3.3888E+04  -3.800       0.000
1.000       1.000       37.01       0.000       0.000     DI1_164_167_L_0
  21 D   7.691     -4.3995E-22   73.85       38.46       73.85       38.46            V-C  3.3888E+04  -4.000       0.000
1.000       1.000       38.46       0.000       0.000     DI1_164_167_L_0
  22 D   7.982      1.4585E-22   77.28       39.91       77.28       39.91            V-C  3.3888E+04  -4.200       0.000
1.000       1.000       39.91       0.000       0.000     DI1_164_167_L_0
  23 D   8.275      7.3593E-22   80.69       41.37       80.69       41.37            V-C  3.3888E+04  -4.400       0.000
1.000       1.000       41.37       0.000       0.000     DI1_164_167_L_0
  24 D   8.569      1.3292E-21   84.09       42.84       84.09       42.84            V-C  3.3888E+04  -4.600       0.000
1.000       1.000       42.84       0.000       0.000     DI1_164_167_L_0
```

25 D	8.864	1.9248E-21	87.48	44.32	87.48	44.32	V-C	3.3888E+04	-4.800	0.000
1.000	1.000	44.32	0.000	0.000	DI1_164_167_L_0					
26 D	9.161	2.5214E-21	90.86	45.81	90.86	45.81	V-C	8.1679E+04	-5.000	0.000
1.000	1.000	45.81	0.000	0.000	DI2_165_168_L_0					
27 D	9.460	3.1179E-21	94.22	47.30	94.22	47.30	V-C	8.1679E+04	-5.200	0.000
1.000	1.000	47.30	0.000	0.000	DI2_165_168_L_0					
28 D	9.759	3.7131E-21	97.58	48.79	97.58	48.79	V-C	8.1679E+04	-5.400	0.000
1.000	1.000	48.79	0.000	0.000	DI2_165_168_L_0					
29 D	10.06	4.3056E-21	100.9	50.30	100.9	50.30	V-C	8.1679E+04	-5.600	0.000
1.000	1.000	50.30	0.000	0.000	DI2_165_168_L_0					
30 D	10.36	4.8938E-21	104.3	51.80	104.3	51.80	V-C	8.1679E+04	-5.800	0.000
1.000	1.000	51.80	0.000	0.000	DI2_165_168_L_0					
31 D	10.66	5.4759E-21	107.6	53.32	107.6	53.32	V-C	8.1679E+04	-6.000	0.000
1.000	1.000	53.32	0.000	0.000	DI2_165_168_L_0					
32 D	10.97	6.0491E-21	110.6	54.83	110.6	54.83	V-C	8.1679E+04	-6.200	0.000
1.000	1.000	54.83	0.000	0.000	DI2_165_168_L_0					
33 D	11.27	6.6064E-21	113.7	56.35	113.7	56.35	V-C	8.1679E+04	-6.400	0.000
1.000	1.000	56.35	0.000	0.000	DI2_165_168_L_0					
34 D	11.58	7.1396E-21	116.7	57.88	116.7	57.88	V-C	8.1679E+04	-6.600	0.000
1.000	1.000	57.88	0.000	0.000	DI2_165_168_L_0					
35 D	11.88	7.6404E-21	119.7	59.41	119.7	59.41	V-C	8.1679E+04	-6.800	0.000
1.000	1.000	59.41	0.000	0.000	DI2_165_168_L_0					
36 D	12.19	8.1000E-21	122.8	60.94	122.8	60.94	V-C	8.1679E+04	-7.000	0.000
1.000	1.000	60.94	0.000	0.000	DI2_165_168_L_0					
37 D	12.49	8.5095E-21	125.8	62.47	125.8	62.47	V-C	8.1679E+04	-7.200	0.000
1.000	1.000	62.47	0.000	0.000	DI2_165_168_L_0					
38 D	12.80	8.8598E-21	128.9	64.01	128.9	64.01	V-C	8.1679E+04	-7.400	0.000
1.000	1.000	64.01	0.000	0.000	DI2_165_168_L_0					
39 D	13.11	9.1430E-21	132.0	65.55	132.0	65.55	V-C	8.1679E+04	-7.600	0.000
1.000	1.000	65.55	0.000	0.000	DI2_165_168_L_0					
40 D	13.42	9.3591E-21	135.0	67.09	135.0	67.09	V-C	8.1679E+04	-7.800	0.000
1.000	1.000	67.09	0.000	0.000	DI2_165_168_L_0					
41 D	13.73	9.5103E-21	138.1	68.64	138.1	68.64	V-C	8.1679E+04	-8.000	0.000
1.000	1.000	68.64	0.000	0.000	DI2_165_168_L_0					
42 D	14.04	9.6025E-21	141.2	70.18	141.2	70.18	V-C	8.1679E+04	-8.200	0.000
1.000	1.000	70.18	0.000	0.000	DI2_165_168_L_0					
43 D	14.35	9.6421E-21	144.3	71.73	144.3	71.73	V-C	8.1679E+04	-8.400	0.000
1.000	1.000	71.73	0.000	0.000	DI2_165_168_L_0					
44 D	14.66	9.6352E-21	147.4	73.28	147.4	73.28	V-C	8.1679E+04	-8.600	0.000
1.000	1.000	73.28	0.000	0.000	DI2_165_168_L_0					
45 D	14.97	9.5875E-21	150.5	74.83	150.5	74.83	V-C	8.1679E+04	-8.800	0.000
1.000	1.000	74.83	0.000	0.000	DI2_165_168_L_0					
46 D	15.28	9.5044E-21	153.6	76.38	153.6	76.38	V-C	8.1679E+04	-9.000	0.000
1.000	1.000	76.38	0.000	0.000	DI2_165_168_L_0					
47 D	15.59	9.3909E-21	156.7	77.93	156.7	77.93	V-C	8.1679E+04	-9.200	0.000
1.000	1.000	77.93	0.000	0.000	DI2_165_168_L_0					
48 D	15.90	9.2516E-21	159.8	79.48	159.8	79.48	V-C	8.1679E+04	-9.400	0.000
1.000	1.000	79.48	0.000	0.000	DI2_165_168_L_0					
49 D	16.21	9.0909E-21	163.0	81.04	163.0	81.04	V-C	8.1679E+04	-9.600	0.000
1.000	1.000	81.04	0.000	0.000	DI2_165_168_L_0					
50 D	16.52	8.9125E-21	166.1	82.59	166.1	82.59	V-C	8.1679E+04	-9.800	0.000
1.000	1.000	82.59	0.000	0.000	DI2_165_168_L_0					
51 D	16.83	8.7199E-21	169.2	84.15	169.2	84.15	V-C	8.1679E+04	-10.00	0.000
1.000	1.000	84.15	0.000	0.000	DI2_165_168_L_0					
52 D	17.14	8.5163E-21	172.3	85.71	172.3	85.71	V-C	8.1679E+04	-10.20	0.000
1.000	1.000	85.71	0.000	0.000	DI2_165_168_L_0					
53 D	17.45	8.3044E-21	175.5	87.27	175.5	87.27	V-C	8.1679E+04	-10.40	0.000
1.000	1.000	87.27	0.000	0.000	DI2_165_168_L_0					
54 D	17.76	8.0866E-21	178.6	88.82	178.6	88.82	V-C	8.1679E+04	-10.60	0.000
1.000	1.000	88.82	0.000	0.000	DI2_165_168_L_0					
55 D	18.08	7.8647E-21	181.8	90.38	181.8	90.38	V-C	8.1679E+04	-10.80	0.000
1.000	1.000	90.38	0.000	0.000	DI2_165_168_L_0					
56 D	18.39	7.6404E-21	184.9	91.94	184.9	91.94	V-C	8.1679E+04	-11.00	0.000
1.000	1.000	91.94	0.000	0.000	DI2_165_168_L_0					
57 D	18.70	7.4147E-21	188.0	93.50	188.0	93.50	V-C	8.1679E+04	-11.20	0.000
1.000	1.000	93.50	0.000	0.000	DI2_165_168_L_0					
58 D	14.26	7.1886E-21	191.2	95.06	191.2	95.06	V-C	8.1679E+04	-11.40	0.000
1.000	1.000	95.06	0.000	0.000	DI2_165_168_L_0					
59 D	4.792	7.0755E-21	192.8	95.84	192.8	95.84	V-C	8.1679E+04	-11.50	0.000
1.000	1.000	95.84	0.000	0.000	DI2_165_168_L_0					

```
+-------------------------------------------------------------------------------------------------------------------------------+
|                   PARATIEPLUS(TM)   NLS ENGINE RELEASE  2018.0    FULL VERSION  *Build date:Nov 13, 2017*                    |
|                                                                                                                               |
|                          NewProject.BaseDesignSection_28.SLERaraFrequenteQuasiPermanente_1153                                 |
|                                   Exe Time : 4 September 2018 18:05:29                                                        |
+-------------------------------------------------------------------------------------------------------------------------------+
New Project


S T R E S S   R E S U L T S   F O R   G R O U P   N O.   2

0_R                                                              :
ELEMENT TYPE    5 NO.OF ELEMENTS. IN THIS GROUP   59
C U R R E N T   T I M E   I S      1.0000

 HARDENING 2D SOIL ELEMENT

 ****** TOTAL STRESS FORMULATION *****

  EL *   FORCE     DISPL-Y  VERTICAL-P  HORIZON.-P     MAX-V-P     MAX-H-P           STATE   STIFFNESS Z-LEVEL      PORE
E FACTOR    UFACTOR        Peq           Su_a         Su_p     LAYER
 ------------------------------------------------------------------------------------------------------------------------------
-------------------------------------------------------------------------------------------
   1 D  0.1633      1.0533E-20   0.000       1.633       0.000       1.633            V-C  2.2592E+04   0.000       0.000
1.000       1.000       1.633       0.000       0.000     DI1_164_167_L_0
   2 D   1.079      1.0072E-20   3.200       5.397       3.200       5.397            V-C  2.2592E+04 -0.2000       0.000
1.000       1.000       5.397       0.000       0.000     DI1_164_167_L_0
   3 D   1.763      9.6102E-21   6.400       8.816       6.400       8.816            V-C  2.2592E+04 -0.4000       0.000
1.000       1.000       8.816       0.000       0.000     DI1_164_167_L_0
   4 D   2.346      9.1484E-21   9.600       11.73       9.600       11.73            V-C  2.2592E+04 -0.6000       0.000
1.000       1.000       11.73       0.000       0.000     DI1_164_167_L_0
   5 D   2.834      8.6858E-21   12.80       14.17       12.80       14.17            V-C  2.2592E+04 -0.8000       0.000
1.000       1.000       14.17       0.000       0.000     DI1_164_167_L_0
   6 D   3.248      8.2217E-21   16.00       16.24       16.00       16.24            V-C  2.2592E+04  -1.000       0.000
1.000       1.000       16.24       0.000       0.000     DI1_164_167_L_0
   7 D   3.612      7.7553E-21   19.20       18.06       19.20       18.06            V-C  2.2592E+04  -1.200       0.000
1.000       1.000       18.06       0.000       0.000     DI1_164_167_L_0
   8 D   3.944      7.2858E-21   22.40       19.72       22.40       19.72            V-C  2.2592E+04  -1.400       0.000
1.000       1.000       19.72       0.000       0.000     DI1_164_167_L_0
   9 D   4.255      6.8120E-21   25.60       21.27       25.60       21.27            V-C  2.2592E+04  -1.600       0.000
1.000       1.000       21.27       0.000       0.000     DI1_164_167_L_0
  10 D   4.552      6.3328E-21   28.80       22.76       28.80       22.76            V-C  2.2592E+04  -1.800       0.000
1.000       1.000       22.76       0.000       0.000     DI1_164_167_L_0
  11 D   4.842      5.8469E-21   32.00       24.21       32.00       24.21            V-C  2.2592E+04  -2.000       0.000
1.000       1.000       24.21       0.000       0.000     DI1_164_167_L_0
  12 D   5.128      5.3530E-21   35.20       25.64       35.20       25.64            V-C  2.2592E+04  -2.200       0.000
1.000       1.000       25.64       0.000       0.000     DI1_164_167_L_0
  13 D   5.411      4.8494E-21   38.40       27.06       38.40       27.06            V-C  2.2592E+04  -2.400       0.000
1.000       1.000       27.06       0.000       0.000     DI1_164_167_L_0
  14 D   5.693      4.3347E-21   41.60       28.47       41.60       28.47            V-C  2.2592E+04  -2.600       0.000
1.000       1.000       28.47       0.000       0.000     DI1_164_167_L_0
  15 D   5.975      3.8077E-21   44.80       29.88       44.80       29.88            V-C  2.2592E+04  -2.800       0.000
1.000       1.000       29.88       0.000       0.000     DI1_164_167_L_0
  16 D   6.258      3.2691E-21   48.00       31.29       48.00       31.29            V-C  2.2592E+04  -3.000       0.000
1.000       1.000       31.29       0.000       0.000     DI1_164_167_L_0
  17 D   6.542      2.7200E-21   51.20       32.71       51.20       32.71            V-C  2.2592E+04  -3.200       0.000
1.000       1.000       32.71       0.000       0.000     DI1_164_167_L_0
  18 D   6.827      2.1615E-21   54.40       34.14       54.40       34.14            V-C  2.2592E+04  -3.400       0.000
1.000       1.000       34.14       0.000       0.000     DI1_164_167_L_0
  19 D   7.113      1.5946E-21   57.60       35.57       57.60       35.57            V-C  2.2592E+04  -3.600       0.000
1.000       1.000       35.57       0.000       0.000     DI1_164_167_L_0
  20 D   7.401      1.0204E-21   60.80       37.01       60.80       37.01            V-C  2.2592E+04  -3.800       0.000
1.000       1.000       37.01       0.000       0.000     DI1_164_167_L_0
  21 D   7.691      4.3995E-22   64.00       38.46       64.00       38.46            V-C  2.2592E+04  -4.000       0.000
1.000       1.000       38.46       0.000       0.000     DI1_164_167_L_0
  22 D   7.982     -1.4585E-22   67.20       39.91       67.20       39.91            V-C  2.2592E+04  -4.200       0.000
1.000       1.000       39.91       0.000       0.000     DI1_164_167_L_0
  23 D   8.275     -7.3593E-22   70.40       41.37       70.40       41.37            V-C  2.2592E+04  -4.400       0.000
1.000       1.000       41.37       0.000       0.000     DI1_164_167_L_0
  24 D   8.569     -1.3292E-21   73.60       42.84       73.60       42.84            V-C  2.2592E+04  -4.600       0.000
1.000       1.000       42.84       0.000       0.000     DI1_164_167_L_0
```

```
  25 D   8.864     -1.9248E-21   76.80       44.32       76.80       44.32          V-C  2.2592E+04  -4.800       0.000
1.000       1.000       44.32       0.000       0.000     DI1_164_167_L_0
  26 D   9.161     -2.5214E-21   80.00       45.81       80.00       45.81          V-C  4.8158E+04  -5.000       0.000
1.000       1.000       45.81       0.000       0.000     DI2_165_168_L_0
  27 D   9.460     -3.1179E-21   83.20       47.30       83.20       47.30          V-C  4.8158E+04  -5.200       0.000
1.000       1.000       47.30       0.000       0.000     DI2_165_168_L_0
  28 D   9.759     -3.7131E-21   86.40       48.79       86.40       48.79          V-C  4.8158E+04  -5.400       0.000
1.000       1.000       48.79       0.000       0.000     DI2_165_168_L_0
  29 D   10.06     -4.3056E-21   89.60       50.30       89.60       50.30          V-C  4.8158E+04  -5.600       0.000
1.000       1.000       50.30       0.000       0.000     DI2_165_168_L_0
  30 D   10.36     -4.8938E-21   92.80       51.80       92.80       51.80          V-C  4.8158E+04  -5.800       0.000
1.000       1.000       51.80       0.000       0.000     DI2_165_168_L_0
  31 D   10.66     -5.4759E-21   96.00       53.32       96.00       53.32          V-C  4.8158E+04  -6.000       0.000
1.000       1.000       53.32       0.000       0.000     DI2_165_168_L_0
  32 D   10.97     -6.0491E-21   99.20       54.83       99.20       54.83          V-C  4.8158E+04  -6.200       0.000
1.000       1.000       54.83       0.000       0.000     DI2_165_168_L_0
  33 D   11.27     -6.6064E-21   102.4       56.35       102.4       56.35          V-C  4.8158E+04  -6.400       0.000
1.000       1.000       56.35       0.000       0.000     DI2_165_168_L_0
  34 D   11.58     -7.1396E-21   105.6       57.88       105.6       57.88          V-C  4.8158E+04  -6.600       0.000
1.000       1.000       57.88       0.000       0.000     DI2_165_168_L_0
  35 D   11.88     -7.6404E-21   108.8       59.41       108.8       59.41          V-C  4.8158E+04  -6.800       0.000
1.000       1.000       59.41       0.000       0.000     DI2_165_168_L_0
  36 D   12.19     -8.1000E-21   112.0       60.94       112.0       60.94          V-C  4.8158E+04  -7.000       0.000
1.000       1.000       60.94       0.000       0.000     DI2_165_168_L_0
  37 D   12.49     -8.5095E-21   115.2       62.47       115.2       62.47          V-C  4.8158E+04  -7.200       0.000
1.000       1.000       62.47       0.000       0.000     DI2_165_168_L_0
  38 D   12.80     -8.8598E-21   118.4       64.01       118.4       64.01          V-C  4.8158E+04  -7.400       0.000
1.000       1.000       64.01       0.000       0.000     DI2_165_168_L_0
  39 D   13.11     -9.1430E-21   121.6       65.55       121.6       65.55          V-C  4.8158E+04  -7.600       0.000
1.000       1.000       65.55       0.000       0.000     DI2_165_168_L_0
  40 D   13.42     -9.3591E-21   124.8       67.09       124.8       67.09          V-C  4.8158E+04  -7.800       0.000
1.000       1.000       67.09       0.000       0.000     DI2_165_168_L_0
  41 D   13.73     -9.5103E-21   128.0       68.64       128.0       68.64          V-C  4.8158E+04  -8.000       0.000
1.000       1.000       68.64       0.000       0.000     DI2_165_168_L_0
  42 D   14.04     -9.6025E-21   131.2       70.18       131.2       70.18          V-C  4.8158E+04  -8.200       0.000
1.000       1.000       70.18       0.000       0.000     DI2_165_168_L_0
  43 D   14.35     -9.6421E-21   134.4       71.73       134.4       71.73          V-C  4.8158E+04  -8.400       0.000
1.000       1.000       71.73       0.000       0.000     DI2_165_168_L_0
  44 D   14.66     -9.6352E-21   137.6       73.28       137.6       73.28          V-C  4.8158E+04  -8.600       0.000
1.000       1.000       73.28       0.000       0.000     DI2_165_168_L_0
  45 D   14.97     -9.5875E-21   140.8       74.83       140.8       74.83          V-C  4.8158E+04  -8.800       0.000
1.000       1.000       74.83       0.000       0.000     DI2_165_168_L_0
  46 D   15.28     -9.5044E-21   144.0       76.38       144.0       76.38          V-C  4.8158E+04  -9.000       0.000
1.000       1.000       76.38       0.000       0.000     DI2_165_168_L_0
  47 D   15.59     -9.3909E-21   147.2       77.93       147.2       77.93          V-C  4.8158E+04  -9.200       0.000
1.000       1.000       77.93       0.000       0.000     DI2_165_168_L_0
  48 D   15.90     -9.2516E-21   150.4       79.48       150.4       79.48          V-C  4.8158E+04  -9.400       0.000
1.000       1.000       79.48       0.000       0.000     DI2_165_168_L_0
  49 D   16.21     -9.0909E-21   153.6       81.04       153.6       81.04          V-C  4.8158E+04  -9.600       0.000
1.000       1.000       81.04       0.000       0.000     DI2_165_168_L_0
  50 D   16.52     -8.9125E-21   156.8       82.59       156.8       82.59          V-C  4.8158E+04  -9.800       0.000
1.000       1.000       82.59       0.000       0.000     DI2_165_168_L_0
  51 D   16.83     -8.7199E-21   160.0       84.15       160.0       84.15          V-C  4.8158E+04  -10.00       0.000
1.000       1.000       84.15       0.000       0.000     DI2_165_168_L_0
  52 D   17.14     -8.5163E-21   163.2       85.71       163.2       85.71          V-C  4.8158E+04  -10.20       0.000
1.000       1.000       85.71       0.000       0.000     DI2_165_168_L_0
  53 D   17.45     -8.3044E-21   166.4       87.27       166.4       87.27          V-C  4.8158E+04  -10.40       0.000
1.000       1.000       87.27       0.000       0.000     DI2_165_168_L_0
  54 D   17.76     -8.0866E-21   169.6       88.82       169.6       88.82          V-C  4.8158E+04  -10.60       0.000
1.000       1.000       88.82       0.000       0.000     DI2_165_168_L_0
  55 D   18.08     -7.8647E-21   172.8       90.38       172.8       90.38          V-C  4.8158E+04  -10.80       0.000
1.000       1.000       90.38       0.000       0.000     DI2_165_168_L_0
  56 D   18.39     -7.6404E-21   176.0       91.94       176.0       91.94          V-C  4.8158E+04  -11.00       0.000
1.000       1.000       91.94       0.000       0.000     DI2_165_168_L_0
  57 D   18.70     -7.4147E-21   179.2       93.50       179.2       93.50          V-C  4.8158E+04  -11.20       0.000
1.000       1.000       93.50       0.000       0.000     DI2_165_168_L_0
  58 D   14.26     -7.1886E-21   182.4       95.06       182.4       95.06          V-C  4.8158E+04  -11.40       0.000
1.000       1.000       95.06       0.000       0.000     DI2_165_168_L_0
  59 D   4.792     -7.0755E-21   184.0       95.84       184.0       95.84          V-C  4.8158E+04  -11.50       0.000
1.000       1.000       95.84       0.000       0.000     DI2_165_168_L_0
```

```
+-------------------------------------------------------------------------------------------------------------------------+
|                   PARATIEPLUS(TM)   NLS ENGINE RELEASE  2018.0    FULL VERSION  *Build date:Nov 13, 2017*               |
|                                                                                                                         |
|                          NewProject.BaseDesignSection_28.SLERaraFrequenteQuasiPermanente_1153                           |
|                                   Exe Time : 4 September 2018 18:05:29                                                  |
+-------------------------------------------------------------------------------------------------------------------------+
New Project


S T R E S S   R E S U L T S   F O R   G R O U P   N O.   3

WallElement_33                                                :
ELEMENT TYPE    2 NO.OF ELEMENTS. IN THIS GROUP   58
C U R R E N T   T I M E   I S      1.0000

 WALL2D ELEMENT

   EL      TA          TB          MA          MB
-----------------------------------------------------
    1-3.00670E-17 3.00670E-17 6.43710E-28-6.01340E-18
    2-8.70564E-17 8.70564E-17 6.01340E-18-2.34247E-17
    3-1.40901E-16 1.40901E-16 2.34247E-17-5.16049E-17
    4-1.91601E-16 1.91601E-16 5.16049E-17-8.99252E-17
    5-2.39157E-16 2.39157E-16 8.99252E-17-1.37757E-16
    6-2.83568E-16 2.83568E-16 1.37757E-16-1.94470E-16
    7-3.24834E-16 3.24834E-16 1.94470E-16-2.59437E-16
    8-3.62957E-16 3.62957E-16 2.59437E-16-3.32028E-16
    9-3.97937E-16 3.97937E-16 3.32028E-16-4.11616E-16
   10-4.29776E-16 4.29776E-16 4.11616E-16-4.97571E-16
   11-4.58477E-16 4.58477E-16 4.97571E-16-5.89266E-16
   12-4.84043E-16 4.84043E-16 5.89266E-16-6.86075E-16
   13-5.06482E-16 5.06482E-16 6.86075E-16-7.87371E-16
   14 3.62379E-16-3.62379E-16 7.87371E-16-7.14896E-16
   15 3.46171E-16-3.46171E-16 7.14896E-16-6.45661E-16
   16 3.33062E-16-3.33062E-16 6.45661E-16-5.79049E-16
   17 3.23035E-16-3.23035E-16 5.79049E-16-5.14441E-16
   18 3.16072E-16-3.16072E-16 5.14441E-16-4.51227E-16
   19 3.12148E-16-3.12148E-16 4.51227E-16-3.88798E-16
   20 3.11237E-16-3.11237E-16 3.88798E-16-3.26551E-16
   21 3.13307E-16-3.13307E-16 3.26551E-16-2.63889E-16
   22 3.18320E-16-3.18320E-16 2.63889E-16-2.00225E-16
   23 3.26236E-16-3.26236E-16 2.00225E-16-1.34978E-16
   24 3.37006E-16-3.37006E-16 1.34978E-16-6.75768E-17
   25 3.50576E-16-3.50576E-16 6.75768E-17 2.53835E-18
   26 3.88071E-16-3.88071E-16-2.53835E-18 8.01522E-17
   27 4.31715E-16-4.31715E-16-8.01522E-17 1.66495E-16
   28 4.81340E-16-4.81340E-16-1.66495E-16 2.62763E-16
   29 5.36762E-16-5.36762E-16-2.62763E-16 3.70116E-16
   30 5.97784E-16-5.97784E-16-3.70116E-16 4.89672E-16
   31 2.44055E-15-2.44055E-15-4.89672E-16 9.77779E-16
   32 2.51210E-15-2.51210E-15-9.77779E-16 1.48020E-15
   33 2.58857E-15-2.58857E-15-1.48020E-15 1.99791E-15
   34 2.66968E-15-2.66968E-15-1.99791E-15 2.53185E-15
   35 2.75517E-15-2.75517E-15-2.53185E-15 3.08288E-15
   36 2.84476E-15-2.84476E-15-3.08288E-15 3.65183E-15
   37 2.93816E-15-2.93816E-15-3.65183E-15 4.23947E-15
   38-5.17646E-16 5.17646E-16-4.23947E-15 4.13594E-15
   39-4.17519E-16 4.17519E-16-4.13594E-15 4.05243E-15
   40-2.09083E-15 2.09083E-15-4.05243E-15 3.63427E-15
   41-1.98515E-15 1.98515E-15-3.63427E-15 3.23724E-15
   42-1.87712E-15 1.87712E-15-3.23724E-15 2.86181E-15
   43-1.76702E-15 1.76702E-15-2.86181E-15 2.50841E-15
   44-1.65512E-15 1.65512E-15-2.50841E-15 2.17739E-15
   45-1.54165E-15 1.54165E-15-2.17739E-15 1.86906E-15
   46-1.42684E-15 1.42684E-15-1.86906E-15 1.58369E-15
   47-1.31091E-15 1.31091E-15-1.58369E-15 1.32151E-15
   48-1.19405E-15 1.19405E-15-1.32151E-15 1.08270E-15
   49-1.07642E-15 1.07642E-15-1.08270E-15 8.67416E-16
   50-9.58159E-16 9.58159E-16-8.67416E-16 6.75785E-16
   51-8.39399E-16 8.39399E-16-6.75785E-16 5.07900E-16
   52-7.20239E-16 7.20239E-16-5.07900E-16 3.63860E-16
```

```
53-6.00755E-16 6.00755E-16-3.63860E-16 2.43709E-16
54-4.81009E-16 4.81009E-16-2.43709E-16 1.47507E-16
55-3.61041E-16 3.61041E-16-1.47507E-16 7.52988E-17
56-2.40879E-16 2.40879E-16-7.52988E-17 2.71229E-17
57-1.20538E-16 1.20538E-16-2.71229E-17 3.01536E-18
58-3.01506E-17 3.01506E-17-3.01536E-18-2.51173E-27
```

```
+-----------------------------------------------------------------------------------------------------------------------+
|                   PARATIEPLUS(TM)   NLS ENGINE RELEASE  2018.0    FULL VERSION  *Build date:Nov 13, 2017*             |
|                                                                                                                       |
|                          NewProject.BaseDesignSection_28.SLERaraFrequenteQuasiPermanente_1153                         |
|                                   Exe Time : 4 September 2018 18:05:29                                                |
+-----------------------------------------------------------------------------------------------------------------------+
New Project


S T R E S S    R E S U L T S    F O R    G R O U P    N O.    4

Tieback_175                                                 :
ELEMENT TYPE    6 NO.OF ELEMENTS. IN THIS GROUP    1
C U R R E N T    T I M E    I S      1.0000

 POST-TENSION 2D-BOUNDARY ELEMENT

         EL    FORCE          d0          EDISPL     pl. eps          K     -ve limit   +ve limit
-------------------------------------------------------------------------------------------------------

***** NO ONE ELEMENT ACTIVE AT CURRENT STEP *****

ITER     0 RNORM = 0.000     RMNORM= 0.000
           RINORM=0.1402E+05 RIMNOR=0.2922E-27
           RENORM= 66.56     REMNOR=0.2211E-52 RATIO =0.6891E-01 TOLER =0.1000E-03  NOT CONVERGED
           RFMAX = 18.70     RMMAX =0.4239E-14
           RTSMAL=0.1000E-03 RMSMAL=0.1000E-19
           RDT   =0.1402E+05 RDR   =0.1000E-19
           RATIOT=0.6891E-01 RATIOR= 0.000
           MAX UN= 3.248     IEQ=    11 NODE      6 DOF   1  Y-DISPL.F
           MIN UN=-.9021E-27 IEQ=    84 NODE     42 DOF   2   X-ROT. F
           NO. OF CONTACT CONSTRAINT VIOLATIONS     0


ITER     2 RNORM = 0.000     RMNORM= 0.000
           RINORM=0.1402E+05 RIMNOR=0.2922E-27
           RENORM=0.6325     REMNOR=0.7756E-21 RATIO =0.6717E-02 TOLER =0.1000E-03  NOT CONVERGED
           RFMAX = 18.70     RMMAX =0.4239E-14
           RTSMAL=0.1000E-03 RMSMAL=0.1000E-19
           RDT   =0.1402E+05 RDR   =0.1000E-19
           RATIOT=0.6717E-02 RATIOR= 0.000
           MAX UN=0.6000     IEQ=     1 NODE      1 DOF   1  Y-DISPL.F
           MIN UN=-.1088E-09 IEQ=    29 NODE     15 DOF   1  Y-DISPL.F
           NO. OF CONTACT CONSTRAINT VIOLATIONS     0


ITER     3 RNORM = 0.000     RMNORM= 0.000
           RINORM=0.1402E+05 RIMNOR=0.2922E-27
           RENORM=0.3742E-19 REMNOR=0.1391E-21 RATIO =0.1634E-11 TOLER =0.1000E-03      CONVERGED !
           RFMAX = 18.70     RMMAX =0.4239E-14
           RTSMAL=0.1000E-03 RMSMAL=0.1000E-19
           RDT   =0.1402E+05 RDR   =0.1000E-19
           RATIOT=0.1634E-11 RATIOR= 0.000
           MAX UN=0.8571E-10 IEQ=     9 NODE      5 DOF   1  Y-DISPL.F
           MIN UN=-.6518E-10 IEQ=     7 NODE      4 DOF   1  Y-DISPL.F
           NO. OF CONTACT CONSTRAINT VIOLATIONS     0
```

```
+-------------------------------------------------------------------------------------------------------------------------+
|                   PARATIEPLUS(TM)   NLS ENGINE RELEASE  2018.0    FULL VERSION  *Build date:Nov 13, 2017*              |
|                                                                                                                         |
|                            NewProject.BaseDesignSection_28.SLERaraFrequenteQuasiPermanente_1153                         |
|                                     Exe Time : 4 September 2018 18:05:29                                                |
+-------------------------------------------------------------------------------------------------------------------------+
New Project
SOLUTION REACHED USING     3 ITERATIONS ON   40

P R I N T   O U T   F O R   T I M E   S T E P    2     ( AT TIME   2.000     )

PRINT OUT OF ACTIVE COMPONENTS (FIXED NODES ARE NOT PRINTED OUT)

          Y-DISPL.F        X-ROT. F
            (02)             (04)           (
    1   1.2623553E-04  -2.2110625E-05
    2   1.2181340E-04  -2.2110613E-05
    3   1.1739140E-04  -2.2108804E-05
    4   1.1297038E-04  -2.2099443E-05
    5   1.0855300E-04  -2.2069455E-05
    6   1.0414548E-04  -2.1996298E-05
    7   9.9759401E-05  -2.1849334E-05
    8   9.5411699E-05  -2.1613100E-05
    9   9.1119627E-05  -2.1294865E-05
   10   8.6898496E-05  -2.0905472E-05
   11   8.2761498E-05  -2.0455188E-05
   12   7.8719848E-05  -1.9953501E-05
   13   7.4782951E-05  -1.9409019E-05
   14   7.0958581E-05  -1.8829428E-05
   15   6.7253071E-05  -1.8221465E-05
   16   6.3671500E-05  -1.7590920E-05
   17   6.0217868E-05  -1.6942636E-05
   18   5.6895349E-05  -1.6280546E-05
   19   5.3706369E-05  -1.5607668E-05
   20   5.0652858E-05  -1.4926150E-05
   21   4.7736413E-05  -1.4237294E-05
   22   4.4958412E-05  -1.3541580E-05
   23   4.2320257E-05  -1.2838717E-05
   24   3.9823471E-05  -1.2127661E-05
   25   3.7469856E-05  -1.1406662E-05
   26   3.5261631E-05  -1.0673296E-05
   27   3.3201128E-05  -9.9312260E-06
   28   3.1289106E-05  -9.1898366E-06
   29   2.9524609E-05  -8.4572121E-06
   30   2.7905179E-05  -7.7402216E-06
   31   2.6427095E-05  -7.0446181E-06
   32   2.5085597E-05  -6.3751371E-06
   33   2.3875052E-05  -5.7355749E-06
   34   2.2789174E-05  -5.1288976E-06
   35   2.1821154E-05  -4.5573124E-06
   36   2.0963808E-05  -4.0223516E-06
   37   2.0209713E-05  -3.5249508E-06
   38   1.9551301E-05  -3.0655105E-06
   39   1.8980981E-05  -2.6439769E-06
   40   1.8491213E-05  -2.2598932E-06
   41   1.8074581E-05  -1.9124579E-06
   42   1.7723860E-05  -1.6005762E-06
   43   1.7432070E-05  -1.3229063E-06
   44   1.7192520E-05  -1.0779006E-06
   45   1.6998847E-05  -8.6384388E-07
   46   1.6845043E-05  -6.7888160E-07
   47   1.6725485E-05  -5.2105482E-07
   48   1.6634949E-05  -3.8832030E-07
   49   1.6568625E-05  -2.7857255E-07
   50   1.6522131E-05  -1.8966184E-07
   51   1.6491516E-05  -1.1940695E-07
   52   1.6473270E-05  -6.5608419E-08
   53   1.6464323E-05  -2.6062544E-08
   54   1.6462043E-05   1.4464800E-09
   55   1.6464246E-05   1.9123800E-08
   56   1.6469184E-05   2.9170516E-08
```

```
57   1.6475552E-05   3.3779191E-08
58   1.6482479E-05   3.5132673E-08
59   1.6485997E-05   3.5200264E-08
```

```
+-------------------------------------------------------------------------------------------------------------------------------+
|                   PARATIEPLUS(TM)   NLS ENGINE RELEASE  2018.0    FULL VERSION  *Build date:Nov 13, 2017*                    |
|                                                                                                                               |
|                            NewProject.BaseDesignSection_28.SLERaraFrequenteQuasiPermanente_1153                               |
|                                     Exe Time : 4 September 2018 18:05:29                                                      |
+-------------------------------------------------------------------------------------------------------------------------------+
New Project


S T R E S S   R E S U L T S   F O R   G R O U P   N O.   1

0_L                                                              :
ELEMENT TYPE    5 NO.OF ELEMENTS. IN THIS GROUP   59
C U R R E N T   T I M E   I S      2.0000

 HARDENING 2D SOIL ELEMENT

 ****** TOTAL STRESS FORMULATION *****

  EL *   FORCE     DISPL-Y  VERTICAL-P  HORIZON.-P     MAX-V-P     MAX-H-P           STATE   STIFFNESS Z-LEVEL      PORE
E FACTOR    UFACTOR       Peq           Su_a         Su_p     LAYER
 ------------------------------------------------------------------------------------------------------------------------------
-------------------------------------------------------------------------------------------
   1 D  1.4150E-03 -1.2624E-04  4.2494E-02  1.4150E-02  4.2494E-02   1.633          ACTIVE   0.000       0.000       0.000
1.000       1.000      1.4150E-02   0.000       0.000     DI1_164_167_L_0
   2 D  0.2187     -1.2181E-04   3.284       1.094       3.284       5.397          ACTIVE   0.000     -0.2000       0.000
1.000       1.000       1.094       0.000       0.000     DI1_164_167_L_0
   3 D  0.4902     -1.1739E-04   6.689       2.451       6.689       8.816           UL-RL  5.4221E+04 -0.4000       0.000
1.000       1.000       2.451       0.000       0.000     DI1_164_167_L_0
   4 D   1.121     -1.1297E-04   10.30       5.606       10.30       11.73           UL-RL  5.4221E+04 -0.6000       0.000
1.000       1.000       5.606       0.000       0.000     DI1_164_167_L_0
   5 D   1.657     -1.0855E-04   14.07       8.283       14.07       14.17           UL-RL  5.4221E+04 -0.8000       0.000
1.000       1.000       8.283       0.000       0.000     DI1_164_167_L_0
   6 D   2.119     -1.0415E-04   17.90       10.59       17.90       16.24           UL-RL  5.4221E+04  -1.000       0.000
1.000       1.000       10.59       0.000       0.000     DI1_164_167_L_0
   7 D   2.531     -9.9759E-05   21.73       12.65       21.73       18.06           UL-RL  5.4221E+04  -1.200       0.000
1.000       1.000       12.65       0.000       0.000     DI1_164_167_L_0
   8 D   2.909     -9.5412E-05   25.59       14.55       25.59       19.72           UL-RL  5.4221E+04  -1.400       0.000
1.000       1.000       14.55       0.000       0.000     DI1_164_167_L_0
   9 D   3.266     -9.1120E-05   29.87       16.33       29.87       21.27           UL-RL  5.4221E+04  -1.600       0.000
1.000       1.000       16.33       0.000       0.000     DI1_164_167_L_0
  10 D   3.610     -8.6898E-05   33.96       18.05       33.96       22.76           UL-RL  5.4221E+04  -1.800       0.000
1.000       1.000       18.05       0.000       0.000     DI1_164_167_L_0
  11 D   3.945     -8.2761E-05   37.91       19.72       37.91       24.21           UL-RL  5.4221E+04  -2.000       0.000
1.000       1.000       19.72       0.000       0.000     DI1_164_167_L_0
  12 D   4.274     -7.8720E-05   41.75       21.37       41.75       25.64           UL-RL  5.4221E+04  -2.200       0.000
1.000       1.000       21.37       0.000       0.000     DI1_164_167_L_0
  13 D   4.600     -7.4783E-05   45.50       23.00       45.50       27.06           UL-RL  5.4221E+04  -2.400       0.000
1.000       1.000       23.00       0.000       0.000     DI1_164_167_L_0
  14 D   4.924     -7.0959E-05   49.18       24.62       49.18       28.47           UL-RL  5.4221E+04  -2.600       0.000
1.000       1.000       24.62       0.000       0.000     DI1_164_167_L_0
  15 D   5.246     -6.7253E-05   52.81       26.23       52.81       29.88           UL-RL  5.4221E+04  -2.800       0.000
1.000       1.000       26.23       0.000       0.000     DI1_164_167_L_0
  16 D   5.568     -6.3672E-05   56.40       27.84       56.40       31.29           UL-RL  5.4221E+04  -3.000       0.000
1.000       1.000       27.84       0.000       0.000     DI1_164_167_L_0
  17 D   5.889     -6.0218E-05   60.10       29.44       60.10       32.71           UL-RL  5.4221E+04  -3.200       0.000
1.000       1.000       29.44       0.000       0.000     DI1_164_167_L_0
  18 D   6.210     -5.6895E-05   63.60       31.05       63.60       34.14           UL-RL  5.4221E+04  -3.400       0.000
1.000       1.000       31.05       0.000       0.000     DI1_164_167_L_0
  19 D   6.531     -5.3706E-05   67.08       32.66       67.08       35.57           UL-RL  5.4221E+04  -3.600       0.000
1.000       1.000       32.66       0.000       0.000     DI1_164_167_L_0
  20 D   6.852     -5.0653E-05   70.54       34.26       70.54       37.01           UL-RL  5.4221E+04  -3.800       0.000
1.000       1.000       34.26       0.000       0.000     DI1_164_167_L_0
  21 D   7.173     -4.7736E-05   73.85       35.87       73.85       38.46           UL-RL  5.4221E+04  -4.000       0.000
1.000       1.000       35.87       0.000       0.000     DI1_164_167_L_0
  22 D   7.495     -4.4958E-05   77.28       37.47       77.28       39.91           UL-RL  5.4221E+04  -4.200       0.000
1.000       1.000       37.47       0.000       0.000     DI1_164_167_L_0
  23 D   7.816     -4.2320E-05   80.69       39.08       80.69       41.37           UL-RL  5.4221E+04  -4.400       0.000
1.000       1.000       39.08       0.000       0.000     DI1_164_167_L_0
  24 D   8.137     -3.9823E-05   84.09       40.69       84.09       42.84           UL-RL  5.4221E+04  -4.600       0.000
1.000       1.000       40.69       0.000       0.000     DI1_164_167_L_0
```

25 D	8.458	-3.7470E-05	87.48	42.29	87.48	44.32	UL-RL	5.4221E+04	-4.800	0.000	
1.000	1.000	42.29	0.000	0.000	DI1_164_167_L_0						
26 D	8.240	-3.5262E-05	90.86	41.20	90.86	45.81	UL-RL	1.3069E+05	-5.000	0.000	
1.000	1.000	41.20	0.000	0.000	DI2_165_168_L_0						
27 D	8.592	-3.3201E-05	94.22	42.96	94.22	47.30	UL-RL	1.3069E+05	-5.200	0.000	
1.000	1.000	42.96	0.000	0.000	DI2_165_168_L_0						
28 D	8.941	-3.1289E-05	97.58	44.71	97.58	48.79	UL-RL	1.3069E+05	-5.400	0.000	
1.000	1.000	44.71	0.000	0.000	DI2_165_168_L_0						
29 D	9.288	-2.9525E-05	100.9	46.44	100.9	50.30	UL-RL	1.3069E+05	-5.600	0.000	
1.000	1.000	46.44	0.000	0.000	DI2_165_168_L_0						
30 D	9.632	-2.7905E-05	104.3	48.16	104.3	51.80	UL-RL	1.3069E+05	-5.800	0.000	
1.000	1.000	48.16	0.000	0.000	DI2_165_168_L_0						
31 D	9.973	-2.6427E-05	107.6	49.86	107.6	53.32	UL-RL	1.3069E+05	-6.000	0.000	
1.000	1.000	49.86	0.000	0.000	DI2_165_168_L_0						
32 D	10.31	-2.5086E-05	110.6	51.56	110.6	54.83	UL-RL	1.3069E+05	-6.200	0.000	
1.000	1.000	51.56	0.000	0.000	DI2_165_168_L_0						
33 D	10.65	-2.3875E-05	113.7	53.23	113.7	56.35	UL-RL	1.3069E+05	-6.400	0.000	
1.000	1.000	53.23	0.000	0.000	DI2_165_168_L_0						
34 D	10.98	-2.2789E-05	116.7	54.90	116.7	57.88	UL-RL	1.3069E+05	-6.600	0.000	
1.000	1.000	54.90	0.000	0.000	DI2_165_168_L_0						
35 D	11.31	-2.1821E-05	119.7	56.56	119.7	59.41	UL-RL	1.3069E+05	-6.800	0.000	
1.000	1.000	56.56	0.000	0.000	DI2_165_168_L_0						
36 D	11.64	-2.0964E-05	122.8	58.20	122.8	60.94	UL-RL	1.3069E+05	-7.000	0.000	
1.000	1.000	58.20	0.000	0.000	DI2_165_168_L_0						
37 D	11.97	-2.0210E-05	125.8	59.83	125.8	62.47	UL-RL	1.3069E+05	-7.200	0.000	
1.000	1.000	59.83	0.000	0.000	DI2_165_168_L_0						
38 D	12.29	-1.9551E-05	128.9	61.46	128.9	64.01	UL-RL	1.3069E+05	-7.400	0.000	
1.000	1.000	61.46	0.000	0.000	DI2_165_168_L_0						
39 D	12.61	-1.8981E-05	132.0	63.07	132.0	65.55	UL-RL	1.3069E+05	-7.600	0.000	
1.000	1.000	63.07	0.000	0.000	DI2_165_168_L_0						
40 D	12.94	-1.8491E-05	135.0	64.68	135.0	67.09	UL-RL	1.3069E+05	-7.800	0.000	
1.000	1.000	64.68	0.000	0.000	DI2_165_168_L_0						
41 D	13.25	-1.8075E-05	138.1	66.27	138.1	68.64	UL-RL	1.3069E+05	-8.000	0.000	
1.000	1.000	66.27	0.000	0.000	DI2_165_168_L_0						
42 D	13.57	-1.7724E-05	141.2	67.86	141.2	70.18	UL-RL	1.3069E+05	-8.200	0.000	
1.000	1.000	67.86	0.000	0.000	DI2_165_168_L_0						
43 D	13.89	-1.7432E-05	144.3	69.45	144.3	71.73	UL-RL	1.3069E+05	-8.400	0.000	
1.000	1.000	69.45	0.000	0.000	DI2_165_168_L_0						
44 D	14.21	-1.7193E-05	147.4	71.03	147.4	73.28	UL-RL	1.3069E+05	-8.600	0.000	
1.000	1.000	71.03	0.000	0.000	DI2_165_168_L_0						
45 D	14.52	-1.6999E-05	150.5	72.61	150.5	74.83	UL-RL	1.3069E+05	-8.800	0.000	
1.000	1.000	72.61	0.000	0.000	DI2_165_168_L_0						
46 D	14.84	-1.6845E-05	153.6	74.18	153.6	76.38	UL-RL	1.3069E+05	-9.000	0.000	
1.000	1.000	74.18	0.000	0.000	DI2_165_168_L_0						
47 D	15.15	-1.6725E-05	156.7	75.75	156.7	77.93	UL-RL	1.3069E+05	-9.200	0.000	
1.000	1.000	75.75	0.000	0.000	DI2_165_168_L_0						
48 D	15.46	-1.6635E-05	159.8	77.31	159.8	79.48	UL-RL	1.3069E+05	-9.400	0.000	
1.000	1.000	77.31	0.000	0.000	DI2_165_168_L_0						
49 D	15.77	-1.6569E-05	163.0	78.87	163.0	81.04	UL-RL	1.3069E+05	-9.600	0.000	
1.000	1.000	78.87	0.000	0.000	DI2_165_168_L_0						
50 D	16.09	-1.6522E-05	166.1	80.44	166.1	82.59	UL-RL	1.3069E+05	-9.800	0.000	
1.000	1.000	80.44	0.000	0.000	DI2_165_168_L_0						
51 D	16.40	-1.6492E-05	169.2	82.00	169.2	84.15	UL-RL	1.3069E+05	-10.00	0.000	
1.000	1.000	82.00	0.000	0.000	DI2_165_168_L_0						
52 D	16.71	-1.6473E-05	172.3	83.56	172.3	85.71	UL-RL	1.3069E+05	-10.20	0.000	
1.000	1.000	83.56	0.000	0.000	DI2_165_168_L_0						
53 D	17.02	-1.6464E-05	175.5	85.11	175.5	87.27	UL-RL	1.3069E+05	-10.40	0.000	
1.000	1.000	85.11	0.000	0.000	DI2_165_168_L_0						
54 D	17.33	-1.6462E-05	178.6	86.67	178.6	88.82	UL-RL	1.3069E+05	-10.60	0.000	
1.000	1.000	86.67	0.000	0.000	DI2_165_168_L_0						
55 D	17.65	-1.6464E-05	181.8	88.23	181.8	90.38	UL-RL	1.3069E+05	-10.80	0.000	
1.000	1.000	88.23	0.000	0.000	DI2_165_168_L_0						
56 D	17.96	-1.6469E-05	184.9	89.79	184.9	91.94	UL-RL	1.3069E+05	-11.00	0.000	
1.000	1.000	89.79	0.000	0.000	DI2_165_168_L_0						
57 D	18.27	-1.6476E-05	188.0	91.35	188.0	93.50	UL-RL	1.3069E+05	-11.20	0.000	
1.000	1.000	91.35	0.000	0.000	DI2_165_168_L_0						
58 D	13.94	-1.6482E-05	191.2	92.91	191.2	95.06	UL-RL	1.3069E+05	-11.40	0.000	
1.000	1.000	92.91	0.000	0.000	DI2_165_168_L_0						
59 D	4.684	-1.6486E-05	192.8	93.69	192.8	95.84	UL-RL	1.3069E+05	-11.50	0.000	
1.000	1.000	93.69	0.000	0.000	DI2_165_168_L_0						

```
+-------------------------------------------------------------------------------------------------------------------------------+
|                   PARATIEPLUS(TM)   NLS ENGINE RELEASE  2018.0    FULL VERSION  *Build date:Nov 13, 2017*                    |
|                                                                                                                               |
|                            NewProject.BaseDesignSection_28.SLERaraFrequenteQuasiPermanente_1153                               |
|                                     Exe Time : 4 September 2018 18:05:29                                                      |
+-------------------------------------------------------------------------------------------------------------------------------+
New Project


S T R E S S   R E S U L T S   F O R   G R O U P   N O.   2

0_R                                                              :
ELEMENT TYPE    5 NO.OF ELEMENTS. IN THIS GROUP   59
C U R R E N T   T I M E   I S      2.0000

 HARDENING 2D SOIL ELEMENT

 ****** TOTAL STRESS FORMULATION *****

  EL *   FORCE     DISPL-Y  VERTICAL-P  HORIZON.-P     MAX-V-P     MAX-H-P           STATE   STIFFNESS Z-LEVEL      PORE
E FACTOR    UFACTOR       Peq           Su_a         Su_p     LAYER
 ------------------------------------------------------------------------------------------------------------------------------
-------------------------------------------------------------------------------------------
   1     0.000         --          --          --          --          --          REMOVED     --        0.000       0.000
1.000       1.000       0.000       0.000       0.000     not available
   2     0.000         --          --          --          --          --          REMOVED     --      -0.2000       0.000
1.000       1.000       0.000       0.000       0.000     not available
   3     0.000         --          --          --          --          --          REMOVED     --      -0.4000       0.000
1.000       1.000       0.000       0.000       0.000     not available
   4     0.000         --          --          --          --          --          REMOVED     --      -0.6000       0.000
1.000       1.000       0.000       0.000       0.000     not available
   5     0.000         --          --          --          --          --          REMOVED     --      -0.8000       0.000
1.000       1.000       0.000       0.000       0.000     not available
   6 D   0.000      1.0415E-04   0.000       0.000       16.00       16.24         PASSIVE   0.000      -1.000       0.000
1.000       1.000       0.000       0.000       0.000     DI1_164_167_L_0
   7 D   2.744      9.9759E-05   3.200       13.72       19.20       18.06         PASSIVE   0.000      -1.200       0.000
1.000       1.000       13.72       0.000       0.000     DI1_164_167_L_0
   8 D   3.591      9.5412E-05   6.400       17.95       22.40       19.72           UL-RL  3.6147E+04  -1.400       0.000
1.000       1.000       17.95       0.000       0.000     DI1_164_167_L_0
   9 D   3.921      9.1120E-05   9.600       19.60       25.60       21.27           UL-RL  3.6147E+04  -1.600       0.000
1.000       1.000       19.60       0.000       0.000     DI1_164_167_L_0
  10 D   4.221      8.6898E-05   12.80       21.10       28.80       22.76           UL-RL  3.6147E+04  -1.800       0.000
1.000       1.000       21.10       0.000       0.000     DI1_164_167_L_0
  11 D   4.503      8.2761E-05   16.00       22.52       32.00       24.21           UL-RL  3.6147E+04  -2.000       0.000
1.000       1.000       22.52       0.000       0.000     DI1_164_167_L_0
  12 D   4.777      7.8720E-05   19.20       23.88       35.20       25.64           UL-RL  3.6147E+04  -2.200       0.000
1.000       1.000       23.88       0.000       0.000     DI1_164_167_L_0
  13 D   5.045      7.4783E-05   22.40       25.22       38.40       27.06           UL-RL  3.6147E+04  -2.400       0.000
1.000       1.000       25.22       0.000       0.000     DI1_164_167_L_0
  14 D   5.310      7.0959E-05   25.60       26.55       41.60       28.47           UL-RL  3.6147E+04  -2.600       0.000
1.000       1.000       26.55       0.000       0.000     DI1_164_167_L_0
  15 D   5.574      6.7253E-05   28.80       27.87       44.80       29.88           UL-RL  3.6147E+04  -2.800       0.000
1.000       1.000       27.87       0.000       0.000     DI1_164_167_L_0
  16 D   5.838      6.3672E-05   32.00       29.19       48.00       31.29           UL-RL  3.6147E+04  -3.000       0.000
1.000       1.000       29.19       0.000       0.000     DI1_164_167_L_0
  17 D   6.103      6.0218E-05   35.20       30.51       51.20       32.71           UL-RL  3.6147E+04  -3.200       0.000
1.000       1.000       30.51       0.000       0.000     DI1_164_167_L_0
  18 D   6.369      5.6895E-05   38.40       31.84       54.40       34.14           UL-RL  3.6147E+04  -3.400       0.000
1.000       1.000       31.84       0.000       0.000     DI1_164_167_L_0
  19 D   6.637      5.3706E-05   41.60       33.18       57.60       35.57           UL-RL  3.6147E+04  -3.600       0.000
1.000       1.000       33.18       0.000       0.000     DI1_164_167_L_0
  20 D   6.907      5.0653E-05   44.80       34.53       60.80       37.01           UL-RL  3.6147E+04  -3.800       0.000
1.000       1.000       34.53       0.000       0.000     DI1_164_167_L_0
  21 D   7.179      4.7736E-05   48.00       35.89       64.00       38.46           UL-RL  3.6147E+04  -4.000       0.000
1.000       1.000       35.89       0.000       0.000     DI1_164_167_L_0
  22 D   7.453      4.4958E-05   51.20       37.26       67.20       39.91           UL-RL  3.6147E+04  -4.200       0.000
1.000       1.000       37.26       0.000       0.000     DI1_164_167_L_0
  23 D   7.729      4.2320E-05   54.40       38.65       70.40       41.37           UL-RL  3.6147E+04  -4.400       0.000
1.000       1.000       38.65       0.000       0.000     DI1_164_167_L_0
  24 D   8.008      3.9823E-05   57.60       40.04       73.60       42.84           UL-RL  3.6147E+04  -4.600       0.000
1.000       1.000       40.04       0.000       0.000     DI1_164_167_L_0
```

25 D	8.289	3.7470E-05	60.80	41.44	76.80	44.32	UL-RL	3.6147E+04	-4.800	0.000	
1.000	1.000	41.44	0.000	0.000	DI1_164_167_L_0						
26 D	8.860	3.5262E-05	64.00	44.30	80.00	45.81	UL-RL	7.7052E+04	-5.000	0.000	
1.000	1.000	44.30	0.000	0.000	DI2_165_168_L_0						
27 D	9.129	3.3201E-05	67.20	45.64	83.20	47.30	UL-RL	7.7052E+04	-5.200	0.000	
1.000	1.000	45.64	0.000	0.000	DI2_165_168_L_0						
28 D	9.400	3.1289E-05	70.40	47.00	86.40	48.79	UL-RL	7.7052E+04	-5.400	0.000	
1.000	1.000	47.00	0.000	0.000	DI2_165_168_L_0						
29 D	9.675	2.9525E-05	73.60	48.38	89.60	50.30	UL-RL	7.7052E+04	-5.600	0.000	
1.000	1.000	48.38	0.000	0.000	DI2_165_168_L_0						
30 D	9.953	2.7905E-05	76.80	49.77	92.80	51.80	UL-RL	7.7052E+04	-5.800	0.000	
1.000	1.000	49.77	0.000	0.000	DI2_165_168_L_0						
31 D	10.23	2.6427E-05	80.00	51.17	96.00	53.32	UL-RL	7.7052E+04	-6.000	0.000	
1.000	1.000	51.17	0.000	0.000	DI2_165_168_L_0						
32 D	10.52	2.5086E-05	83.20	52.59	99.20	54.83	UL-RL	7.7052E+04	-6.200	0.000	
1.000	1.000	52.59	0.000	0.000	DI2_165_168_L_0						
33 D	10.80	2.3875E-05	86.40	54.02	102.4	56.35	UL-RL	7.7052E+04	-6.400	0.000	
1.000	1.000	54.02	0.000	0.000	DI2_165_168_L_0						
34 D	11.09	2.2789E-05	89.60	55.47	105.6	57.88	UL-RL	7.7052E+04	-6.600	0.000	
1.000	1.000	55.47	0.000	0.000	DI2_165_168_L_0						
35 D	11.39	2.1821E-05	92.80	56.93	108.8	59.41	UL-RL	7.7052E+04	-6.800	0.000	
1.000	1.000	56.93	0.000	0.000	DI2_165_168_L_0						
36 D	11.68	2.0964E-05	96.00	58.40	112.0	60.94	UL-RL	7.7052E+04	-7.000	0.000	
1.000	1.000	58.40	0.000	0.000	DI2_165_168_L_0						
37 D	11.98	2.0210E-05	99.20	59.88	115.2	62.47	UL-RL	7.7052E+04	-7.200	0.000	
1.000	1.000	59.88	0.000	0.000	DI2_165_168_L_0						
38 D	12.27	1.9551E-05	102.4	61.37	118.4	64.01	UL-RL	7.7052E+04	-7.400	0.000	
1.000	1.000	61.37	0.000	0.000	DI2_165_168_L_0						
39 D	12.57	1.8981E-05	105.6	62.87	121.6	65.55	UL-RL	7.7052E+04	-7.600	0.000	
1.000	1.000	62.87	0.000	0.000	DI2_165_168_L_0						
40 D	12.88	1.8491E-05	108.8	64.38	124.8	67.09	UL-RL	7.7052E+04	-7.800	0.000	
1.000	1.000	64.38	0.000	0.000	DI2_165_168_L_0						
41 D	13.18	1.8075E-05	112.0	65.89	128.0	68.64	UL-RL	7.7052E+04	-8.000	0.000	
1.000	1.000	65.89	0.000	0.000	DI2_165_168_L_0						
42 D	13.48	1.7724E-05	115.2	67.42	131.2	70.18	UL-RL	7.7052E+04	-8.200	0.000	
1.000	1.000	67.42	0.000	0.000	DI2_165_168_L_0						
43 D	13.79	1.7432E-05	118.4	68.94	134.4	71.73	UL-RL	7.7052E+04	-8.400	0.000	
1.000	1.000	68.94	0.000	0.000	DI2_165_168_L_0						
44 D	14.10	1.7193E-05	121.6	70.48	137.6	73.28	UL-RL	7.7052E+04	-8.600	0.000	
1.000	1.000	70.48	0.000	0.000	DI2_165_168_L_0						
45 D	14.40	1.6999E-05	124.8	72.02	140.8	74.83	UL-RL	7.7052E+04	-8.800	0.000	
1.000	1.000	72.02	0.000	0.000	DI2_165_168_L_0						
46 D	14.71	1.6845E-05	128.0	73.56	144.0	76.38	UL-RL	7.7052E+04	-9.000	0.000	
1.000	1.000	73.56	0.000	0.000	DI2_165_168_L_0						
47 D	15.02	1.6725E-05	131.2	75.10	147.2	77.93	UL-RL	7.7052E+04	-9.200	0.000	
1.000	1.000	75.10	0.000	0.000	DI2_165_168_L_0						
48 D	15.33	1.6635E-05	134.4	76.65	150.4	79.48	UL-RL	7.7052E+04	-9.400	0.000	
1.000	1.000	76.65	0.000	0.000	DI2_165_168_L_0						
49 D	15.64	1.6569E-05	137.6	78.21	153.6	81.04	UL-RL	7.7052E+04	-9.600	0.000	
1.000	1.000	78.21	0.000	0.000	DI2_165_168_L_0						
50 D	15.95	1.6522E-05	140.8	79.76	156.8	82.59	UL-RL	7.7052E+04	-9.800	0.000	
1.000	1.000	79.76	0.000	0.000	DI2_165_168_L_0						
51 D	16.26	1.6492E-05	144.0	81.32	160.0	84.15	UL-RL	7.7052E+04	-10.00	0.000	
1.000	1.000	81.32	0.000	0.000	DI2_165_168_L_0						
52 D	16.57	1.6473E-05	147.2	82.87	163.2	85.71	UL-RL	7.7052E+04	-10.20	0.000	
1.000	1.000	82.87	0.000	0.000	DI2_165_168_L_0						
53 D	16.89	1.6464E-05	150.4	84.43	166.4	87.27	UL-RL	7.7052E+04	-10.40	0.000	
1.000	1.000	84.43	0.000	0.000	DI2_165_168_L_0						
54 D	17.20	1.6462E-05	153.6	85.99	169.6	88.82	UL-RL	7.7052E+04	-10.60	0.000	
1.000	1.000	85.99	0.000	0.000	DI2_165_168_L_0						
55 D	17.51	1.6464E-05	156.8	87.55	172.8	90.38	UL-RL	7.7052E+04	-10.80	0.000	
1.000	1.000	87.55	0.000	0.000	DI2_165_168_L_0						
56 D	17.82	1.6469E-05	160.0	89.12	176.0	91.94	UL-RL	7.7052E+04	-11.00	0.000	
1.000	1.000	89.12	0.000	0.000	DI2_165_168_L_0						
57 D	18.14	1.6476E-05	163.2	90.68	179.2	93.50	UL-RL	7.7052E+04	-11.20	0.000	
1.000	1.000	90.68	0.000	0.000	DI2_165_168_L_0						
58 D	13.84	1.6482E-05	166.4	92.24	182.4	95.06	UL-RL	7.7052E+04	-11.40	0.000	
1.000	1.000	92.24	0.000	0.000	DI2_165_168_L_0						
59 D	4.651	1.6486E-05	168.0	93.02	184.0	95.84	UL-RL	7.7052E+04	-11.50	0.000	
1.000	1.000	93.02	0.000	0.000	DI2_165_168_L_0						

```
+-----------------------------------------------------------------------------------------------------------------------+
|                   PARATIEPLUS(TM)   NLS ENGINE RELEASE  2018.0    FULL VERSION  *Build date:Nov 13, 2017*             |
|                                                                                                                       |
|                          NewProject.BaseDesignSection_28.SLERaraFrequenteQuasiPermanente_1153                         |
|                                   Exe Time : 4 September 2018 18:05:29                                                |
+-----------------------------------------------------------------------------------------------------------------------+
New Project


S T R E S S   R E S U L T S   F O R   G R O U P   N O.   3

WallElement_33                                                :
ELEMENT TYPE    2 NO.OF ELEMENTS. IN THIS GROUP   58
C U R R E N T   T I M E   I S     2.0000

 WALL2D ELEMENT

   EL      TA          TB          MA          MB
-------------------------------------------------------
    1 1.41504E-03-1.41504E-03 3.52429E-12 2.83008E-04
    2 0.22016    -0.22016    -2.83008E-04 4.43141E-02
    3 0.71035    -0.71035    -4.43141E-02 0.18638
    4  1.8315     -1.8315    -0.18638     0.55268
    5  3.4881     -3.4881    -0.55268      1.2503
    6  5.6070     -5.6070     -1.2503      2.3717
    7  5.3933     -5.3933     -2.3717      3.4503
    8  4.7115     -4.7115     -3.4503      4.3926
    9  4.0570     -4.0570     -4.3926      5.2040
   10  3.4464     -3.4464     -5.2040      5.8933
   11  2.8879     -2.8879     -5.8933      6.4709
   12  2.3854     -2.3854     -6.4709      6.9480
   13  1.9410     -1.9410     -6.9480      7.3362
   14  1.5551     -1.5551     -7.3362      7.6472
   15  1.2277     -1.2277     -7.6472      7.8928
   16 0.95770    -0.95770     -7.8928      8.0843
   17 0.74407    -0.74407     -8.0843      8.2331
   18 0.58525    -0.58525     -8.2331      8.3502
   19 0.47953    -0.47953     -8.3502      8.4461
   20 0.42501    -0.42501     -8.4461      8.5311
   21 0.41967    -0.41967     -8.5311      8.6150
   22 0.46142    -0.46142     -8.6150      8.7073
   23 0.54804    -0.54804     -8.7073      8.8169
   24 0.67725    -0.67725     -8.8169      8.9523
   25 0.84670    -0.84670     -8.9523      9.1217
   26 0.22625    -0.22625     -9.1217      9.1669
   27-0.31051     0.31051     -9.1669      9.1048
   28-0.76957     0.76957     -9.1048      8.9509
   29 -1.1569      1.1569     -8.9509      8.7195
   30 -1.4785      1.4785     -8.7195      8.4238
   31 -1.7401      1.7401     -8.4238      8.0758
   32 -1.9471      1.9471     -8.0758      7.6864
   33 -2.1051      2.1051     -7.6864      7.2654
   34 -2.2191      2.2191     -7.2654      6.8215
   35 -2.2940      2.2940     -6.8215      6.3627
   36 -2.3341      2.3341     -6.3627      5.8959
   37 -2.3439      2.3439     -5.8959      5.4271
   38 -2.3272      2.3272     -5.4271      4.9617
   39 -2.2876      2.2876     -4.9617      4.5042
   40 -2.2284      2.2284     -4.5042      4.0585
   41 -2.1527      2.1527     -4.0585      3.6279
   42 -2.0631      2.0631     -3.6279      3.2153
   43 -1.9620      1.9620     -3.2153      2.8229
   44 -1.8516      1.8516     -2.8229      2.4526
   45 -1.7337      1.7337     -2.4526      2.1058
   46 -1.6101      1.6101     -2.1058      1.7838
   47 -1.4820      1.4820     -1.7838      1.4874
   48 -1.3506      1.3506     -1.4874      1.2173
   49 -1.2170      1.2170     -1.2173     0.97392
   50 -1.0819      1.0819    -0.97392     0.75753
   51-0.94606     0.94606    -0.75753     0.56832
   52-0.80985     0.80985    -0.56832     0.40635
```

```
53-0.67369     0.67369    -0.40635     0.27161
54-0.53784     0.53784    -0.27161     0.16405
55-0.40246     0.40246    -0.16405     8.35564E-02
56-0.26765     0.26765    -8.35564E-02 3.00257E-02
57-0.13347     0.13347    -3.00257E-02 3.33126E-03
58-3.33093E-02 3.33093E-02-3.33126E-03 7.17648E-13
```

```
+-----------------------------------------------------------------------------------------------------------------------+
|                   PARATIEPLUS(TM)   NLS ENGINE RELEASE  2018.0    FULL VERSION  *Build date:Nov 13, 2017*             |
|                                                                                                                       |
|                          NewProject.BaseDesignSection_28.SLERaraFrequenteQuasiPermanente_1153                         |
|                                   Exe Time : 4 September 2018 18:05:29                                                |
+-----------------------------------------------------------------------------------------------------------------------+
New Project


S T R E S S   R E S U L T S   F O R   G R O U P   N O.   4

Tieback_175                                                 :
ELEMENT TYPE    6 NO.OF ELEMENTS. IN THIS GROUP    1
C U R R E N T   T I M E   I S      2.0000

 POST-TENSION 2D-BOUNDARY ELEMENT

         EL    FORCE          d0          EDISPL     pl. eps          K     -ve limit   +ve limit
-------------------------------------------------------------------------------------------------------

***** NO ONE ELEMENT ACTIVE AT CURRENT STEP *****

ITER     0 RNORM = 0.000     RMNORM= 0.000
           RINORM=0.2860E+05 RIMNOR= 3876.
           RENORM=0.1439E+05 REMNOR=0.1391E-21 RATIO =0.7092     TOLER =0.1000E-03  NOT CONVERGED
           RFMAX = 119.9     RMMAX = 9.167
           RTSMAL=0.1000E-02 RMSMAL=0.1000E-04
           RDT   =0.2860E+05 RDR   = 3876.
           RATIOT=0.7092     RATIOR= 0.000
           MAX UN=0.8571E-10 IEQ=     9 NODE      5 DOF   1  Y-DISPL.F
           MIN UN=-119.9     IEQ=     1 NODE      1 DOF   1  Y-DISPL.F
           NO. OF CONTACT CONSTRAINT VIOLATIONS     0


ITER     2 RNORM = 0.000     RMNORM= 0.000
           RINORM=0.2860E+05 RIMNOR= 3876.
           RENORM= 161.8     REMNOR=0.2186E-19 RATIO =0.7521E-01 TOLER =0.1000E-03  NOT CONVERGED
           RFMAX = 119.9     RMMAX = 9.167
           RTSMAL=0.1000E-02 RMSMAL=0.1000E-04
           RDT   =0.2860E+05 RDR   = 3876.
           RATIOT=0.7521E-01 RATIOR= 0.000
           MAX UN=0.3503E-01 IEQ=    75 NODE     38 DOF   1  Y-DISPL.F
           MIN UN=-7.025     IEQ=     3 NODE      2 DOF   1  Y-DISPL.F
           NO. OF CONTACT CONSTRAINT VIOLATIONS     0


ITER     3 RNORM = 0.000     RMNORM= 0.000
           RINORM=0.2860E+05 RIMNOR= 3876.
           RENORM= 11.97     REMNOR=0.2225E-19 RATIO =0.2045E-01 TOLER =0.1000E-03  NOT CONVERGED
           RFMAX = 119.9     RMMAX = 9.167
           RTSMAL=0.1000E-02 RMSMAL=0.1000E-04
           RDT   =0.2860E+05 RDR   = 3876.
           RATIOT=0.2045E-01 RATIOR= 0.000
           MAX UN=0.7856E-01 IEQ=    87 NODE     44 DOF   1  Y-DISPL.F
           MIN UN=-2.665     IEQ=     5 NODE      3 DOF   1  Y-DISPL.F
           NO. OF CONTACT CONSTRAINT VIOLATIONS     0


ITER     4 RNORM = 0.000     RMNORM= 0.000
           RINORM=0.2860E+05 RIMNOR= 3876.
           RENORM=0.2498E-03 REMNOR=0.7776E-20 RATIO =0.9346E-04 TOLER =0.1000E-03      CONVERGED !
           RFMAX = 119.9     RMMAX = 9.167
           RTSMAL=0.1000E-02 RMSMAL=0.1000E-04
           RDT   =0.2860E+05 RDR   = 3876.
           RATIOT=0.9346E-04 RATIOR= 0.000
           MAX UN=0.1464E-01 IEQ=    99 NODE     50 DOF   1  Y-DISPL.F
           MIN UN=-.3992E-09 IEQ=    21 NODE     11 DOF   1  Y-DISPL.F
           NO. OF CONTACT CONSTRAINT VIOLATIONS     0
```

```
+-------------------------------------------------------------------------------------------------------------------------+
|                   PARATIEPLUS(TM)   NLS ENGINE RELEASE  2018.0    FULL VERSION  *Build date:Nov 13, 2017*              |
|                                                                                                                         |
|                            NewProject.BaseDesignSection_28.SLERaraFrequenteQuasiPermanente_1153                         |
|                                     Exe Time : 4 September 2018 18:05:29                                                |
+-------------------------------------------------------------------------------------------------------------------------+
New Project
SOLUTION REACHED USING     4 ITERATIONS ON   40

P R I N T   O U T   F O R   T I M E   S T E P    3     ( AT TIME   3.000     )

PRINT OUT OF ACTIVE COMPONENTS (FIXED NODES ARE NOT PRINTED OUT)

          Y-DISPL.F        X-ROT. F
            (02)             (04)           (
    1  -1.3968938E-03   3.9399437E-04
    2  -1.3181598E-03   3.9302119E-04
    3  -1.2398132E-03   3.9012981E-04
    4  -1.1622300E-03   3.8540581E-04
    5  -1.0857637E-03   3.7898953E-04
    6  -1.0107360E-03   3.7104665E-04
    7  -9.3743581E-04   3.6174184E-04
    8  -8.6611931E-04   3.5123620E-04
    9  -7.9701103E-04   3.3968505E-04
   10  -7.3030503E-04   3.2723776E-04
   11  -6.6616611E-04   3.1403768E-04
   12  -6.0473098E-04   3.0022231E-04
   13  -5.4610942E-04   2.8592343E-04
   14  -4.9038542E-04   2.7126737E-04
   15  -4.3761820E-04   2.5637533E-04
   16  -3.8784327E-04   2.4136358E-04
   17  -3.4107331E-04   2.2634024E-04
   18  -2.9730122E-04   2.1140255E-04
   19  -2.5650080E-04   1.9663717E-04
   20  -2.1862974E-04   1.8212110E-04
   21  -1.8363138E-04   1.6792245E-04
   22  -1.5143580E-04   1.5410073E-04
   23  -1.2196248E-04   1.4070800E-04
   24  -9.5121011E-05   1.2778917E-04
   25  -7.0812655E-05   1.1538273E-04
   26  -4.8931586E-05   1.0352128E-04
   27  -2.9365608E-05   9.2239278E-05
   28  -1.1995095E-05   8.1570460E-05
   29   3.3050802E-06   7.1539206E-05
   30   1.6664132E-05   6.2161127E-05
   31   2.8213534E-05   5.3443100E-05
   32   3.8085228E-05   4.5383621E-05
   33   4.6410244E-05   3.7973819E-05
   34   5.3317074E-05   3.1198794E-05
   35   5.8930747E-05   2.5038558E-05
   36   6.3371883E-05   1.9469117E-05
   37   6.6755962E-05   1.4463427E-05
   38   6.9192860E-05   9.9920894E-06
   39   7.0786353E-05   6.0240829E-06
   40   7.1633900E-05   2.5271814E-06
   41   7.1826436E-05  -5.3155789E-07
   42   7.1448271E-05  -3.1853873E-06
   43   7.0577061E-05  -5.4675124E-06
   44   6.9283856E-05  -7.4107832E-06
   45   6.7633199E-05  -9.0474202E-06
   46   6.5683245E-05  -1.0408820E-05
   47   6.3485998E-05  -1.1525313E-05
   48   6.1087504E-05  -1.2426044E-05
   49   5.8528111E-05  -1.3138824E-05
   50   5.5842759E-05  -1.3690033E-05
   51   5.3061217E-05  -1.4104656E-05
   52   5.0208371E-05  -1.4406085E-05
   53   4.7304972E-05  -1.4615794E-05
   54   4.4367007E-05  -1.4753374E-05
   55   4.1407258E-05  -1.4836412E-05
   56   3.8435037E-05  -1.4880526E-05
```

```
57   3.5456734E-05  -1.4899339E-05
58   3.2476213E-05  -1.4904475E-05
59   3.0985601E-05  -1.4904713E-05
```

```
+-------------------------------------------------------------------------------------------------------------------------------+
|                   PARATIEPLUS(TM)   NLS ENGINE RELEASE  2018.0    FULL VERSION  *Build date:Nov 13, 2017*                    |
|                                                                                                                               |
|                              NewProject.BaseDesignSection_28.SLERaraFrequenteQuasiPermanente_1153                             |
|                                       Exe Time : 4 September 2018 18:05:29                                                    |
+-------------------------------------------------------------------------------------------------------------------------------+
New Project


S T R E S S   R E S U L T S   F O R   G R O U P   N O.   1

0_L                                                              :
ELEMENT TYPE    5 NO.OF ELEMENTS. IN THIS GROUP   59
C U R R E N T   T I M E   I S      3.0000

 HARDENING 2D SOIL ELEMENT

 ****** TOTAL STRESS FORMULATION *****

  EL *   FORCE     DISPL-Y  VERTICAL-P  HORIZON.-P     MAX-V-P     MAX-H-P           STATE   STIFFNESS Z-LEVEL      PORE
E FACTOR    UFACTOR       Peq           Su_a         Su_p     LAYER
 ------------------------------------------------------------------------------------------------------------------------------
-------------------------------------------------------------------------------------------
   1 D  2.2462E-02  1.3969E-03  4.2494E-02  0.2246      4.2494E-02   1.633         PASSIVE   0.000       0.000       0.000
1.000       1.000      0.2246       0.000       0.000     DI1_164_167_L_0
   2 D   3.472      1.3182E-03   3.284       17.36       3.284       17.36         PASSIVE   0.000     -0.2000       0.000
1.000       1.000       17.36       0.000       0.000     DI1_164_167_L_0
   3 D   7.072      1.2398E-03   6.689       35.36       6.689       35.36         PASSIVE   0.000     -0.4000       0.000
1.000       1.000       35.36       0.000       0.000     DI1_164_167_L_0
   4 D   10.22      1.1622E-03   10.30       51.12       10.30       51.12           V-C  3.3888E+04 -0.6000       0.000
1.000       1.000       51.12       0.000       0.000     DI1_164_167_L_0
   5 D   10.19      1.0858E-03   14.07       50.96       14.07       50.96           V-C  3.3888E+04 -0.8000       0.000
1.000       1.000       50.96       0.000       0.000     DI1_164_167_L_0
   6 D   10.10      1.0107E-03   17.90       50.49       17.90       50.49           V-C  3.3888E+04  -1.000       0.000
1.000       1.000       50.49       0.000       0.000     DI1_164_167_L_0
   7 D   9.966      9.3744E-04   21.73       49.83       21.73       49.83           V-C  3.3888E+04  -1.200       0.000
1.000       1.000       49.83       0.000       0.000     DI1_164_167_L_0
   8 D   9.814      8.6612E-04   25.59       49.07       25.59       49.07           V-C  3.3888E+04  -1.400       0.000
1.000       1.000       49.07       0.000       0.000     DI1_164_167_L_0
   9 D   9.656      7.9701E-04   29.87       48.28       29.87       48.28           V-C  3.3888E+04  -1.600       0.000
1.000       1.000       48.28       0.000       0.000     DI1_164_167_L_0
  10 D   9.502      7.3031E-04   33.96       47.51       33.96       47.51           V-C  3.3888E+04  -1.800       0.000
1.000       1.000       47.51       0.000       0.000     DI1_164_167_L_0
  11 D   9.357      6.6617E-04   37.91       46.79       37.91       46.79           V-C  3.3888E+04  -2.000       0.000
1.000       1.000       46.79       0.000       0.000     DI1_164_167_L_0
  12 D   9.227      6.0473E-04   41.75       46.13       41.75       46.13           V-C  3.3888E+04  -2.200       0.000
1.000       1.000       46.13       0.000       0.000     DI1_164_167_L_0
  13 D   9.112      5.4611E-04   45.50       45.56       45.50       45.56           V-C  3.3888E+04  -2.400       0.000
1.000       1.000       45.56       0.000       0.000     DI1_164_167_L_0
  14 D   9.017      4.9039E-04   49.18       45.08       49.18       45.08           V-C  3.3888E+04  -2.600       0.000
1.000       1.000       45.08       0.000       0.000     DI1_164_167_L_0
  15 D   8.941      4.3762E-04   52.81       44.71       52.81       44.71           V-C  3.3888E+04  -2.800       0.000
1.000       1.000       44.71       0.000       0.000     DI1_164_167_L_0
  16 D   8.887      3.8784E-04   56.40       44.43       56.40       44.43           V-C  3.3888E+04  -3.000       0.000
1.000       1.000       44.43       0.000       0.000     DI1_164_167_L_0
  17 D   8.854      3.4107E-04   60.10       44.27       60.10       44.27           V-C  3.3888E+04  -3.200       0.000
1.000       1.000       44.27       0.000       0.000     DI1_164_167_L_0
  18 D   8.842      2.9730E-04   63.60       44.21       63.60       44.21           V-C  3.3888E+04  -3.400       0.000
1.000       1.000       44.21       0.000       0.000     DI1_164_167_L_0
  19 D   8.852      2.5650E-04   67.08       44.26       67.08       44.26           V-C  3.3888E+04  -3.600       0.000
1.000       1.000       44.26       0.000       0.000     DI1_164_167_L_0
  20 D   8.883      2.1863E-04   70.54       44.42       70.54       44.42           V-C  3.3888E+04  -3.800       0.000
1.000       1.000       44.42       0.000       0.000     DI1_164_167_L_0
  21 D   8.936      1.8363E-04   73.85       44.68       73.85       44.68           V-C  3.3888E+04  -4.000       0.000
1.000       1.000       44.68       0.000       0.000     DI1_164_167_L_0
  22 D   9.009      1.5144E-04   77.28       45.04       77.28       45.04           V-C  3.3888E+04  -4.200       0.000
1.000       1.000       45.04       0.000       0.000     DI1_164_167_L_0
  23 D   9.101      1.2196E-04   80.69       45.51       80.69       45.51           V-C  3.3888E+04  -4.400       0.000
1.000       1.000       45.51       0.000       0.000     DI1_164_167_L_0
  24 D   9.214      9.5121E-05   84.09       46.07       84.09       46.07           V-C  3.3888E+04  -4.600       0.000
1.000       1.000       46.07       0.000       0.000     DI1_164_167_L_0
```

25 D	9.344	7.0813E-05	87.48	46.72	87.48	46.72	V-C	3.3888E+04	-4.800	0.000	
1.000	1.000	46.72	0.000	0.000	DI1_164_167_L_0						
26 D	9.961	4.8932E-05	90.86	49.80	90.86	49.80	V-C	8.1679E+04	-5.000	0.000	
1.000	1.000	49.80	0.000	0.000	DI2_165_168_L_0						
27 D	9.939	2.9366E-05	94.22	49.70	94.22	49.70	V-C	8.1679E+04	-5.200	0.000	
1.000	1.000	49.70	0.000	0.000	DI2_165_168_L_0						
28 D	9.955	1.1995E-05	97.58	49.77	97.58	49.77	V-C	8.1679E+04	-5.400	0.000	
1.000	1.000	49.77	0.000	0.000	DI2_165_168_L_0						
29 D	9.973	-3.3051E-06	100.9	49.86	100.9	50.30	UL-RL	1.3069E+05	-5.600	0.000	
1.000	1.000	49.86	0.000	0.000	DI2_165_168_L_0						
30 D	9.925	-1.6664E-05	104.3	49.63	104.3	51.80	UL-RL	1.3069E+05	-5.800	0.000	
1.000	1.000	49.63	0.000	0.000	DI2_165_168_L_0						
31 D	9.926	-2.8214E-05	107.6	49.63	107.6	53.32	UL-RL	1.3069E+05	-6.000	0.000	
1.000	1.000	49.63	0.000	0.000	DI2_165_168_L_0						
32 D	9.971	-3.8085E-05	110.6	49.86	110.6	54.83	UL-RL	1.3069E+05	-6.200	0.000	
1.000	1.000	49.86	0.000	0.000	DI2_165_168_L_0						
33 D	10.06	-4.6410E-05	113.7	50.29	113.7	56.35	UL-RL	1.3069E+05	-6.400	0.000	
1.000	1.000	50.29	0.000	0.000	DI2_165_168_L_0						
34 D	10.18	-5.3317E-05	116.7	50.91	116.7	57.88	UL-RL	1.3069E+05	-6.600	0.000	
1.000	1.000	50.91	0.000	0.000	DI2_165_168_L_0						
35 D	10.34	-5.8931E-05	119.7	51.71	119.7	59.41	UL-RL	1.3069E+05	-6.800	0.000	
1.000	1.000	51.71	0.000	0.000	DI2_165_168_L_0						
36 D	10.53	-6.3372E-05	122.8	52.66	122.8	60.94	UL-RL	1.3069E+05	-7.000	0.000	
1.000	1.000	52.66	0.000	0.000	DI2_165_168_L_0						
37 D	10.75	-6.6756E-05	125.8	53.75	125.8	62.47	UL-RL	1.3069E+05	-7.200	0.000	
1.000	1.000	53.75	0.000	0.000	DI2_165_168_L_0						
38 D	10.99	-6.9193E-05	128.9	54.97	128.9	64.01	UL-RL	1.3069E+05	-7.400	0.000	
1.000	1.000	54.97	0.000	0.000	DI2_165_168_L_0						
39 D	11.26	-7.0786E-05	132.0	56.30	132.0	65.55	UL-RL	1.3069E+05	-7.600	0.000	
1.000	1.000	56.30	0.000	0.000	DI2_165_168_L_0						
40 D	11.55	-7.1634E-05	135.0	57.73	135.0	67.09	UL-RL	1.3069E+05	-7.800	0.000	
1.000	1.000	57.73	0.000	0.000	DI2_165_168_L_0						
41 D	11.85	-7.1826E-05	138.1	59.25	138.1	68.64	UL-RL	1.3069E+05	-8.000	0.000	
1.000	1.000	59.25	0.000	0.000	DI2_165_168_L_0						
42 D	12.17	-7.1448E-05	141.2	60.84	141.2	70.18	UL-RL	1.3069E+05	-8.200	0.000	
1.000	1.000	60.84	0.000	0.000	DI2_165_168_L_0						
43 D	12.50	-7.0577E-05	144.3	62.50	144.3	71.73	UL-RL	1.3069E+05	-8.400	0.000	
1.000	1.000	62.50	0.000	0.000	DI2_165_168_L_0						
44 D	12.84	-6.9284E-05	147.4	64.22	147.4	73.28	UL-RL	1.3069E+05	-8.600	0.000	
1.000	1.000	64.22	0.000	0.000	DI2_165_168_L_0						
45 D	13.20	-6.7633E-05	150.5	65.99	150.5	74.83	UL-RL	1.3069E+05	-8.800	0.000	
1.000	1.000	65.99	0.000	0.000	DI2_165_168_L_0						
46 D	13.56	-6.5683E-05	153.6	67.79	153.6	76.38	UL-RL	1.3069E+05	-9.000	0.000	
1.000	1.000	67.79	0.000	0.000	DI2_165_168_L_0						
47 D	13.93	-6.3486E-05	156.7	69.63	156.7	77.93	UL-RL	1.3069E+05	-9.200	0.000	
1.000	1.000	69.63	0.000	0.000	DI2_165_168_L_0						
48 D	14.30	-6.1088E-05	159.8	71.50	159.8	79.48	UL-RL	1.3069E+05	-9.400	0.000	
1.000	1.000	71.50	0.000	0.000	DI2_165_168_L_0						
49 D	14.68	-5.8528E-05	163.0	73.39	163.0	81.04	UL-RL	1.3069E+05	-9.600	0.000	
1.000	1.000	73.39	0.000	0.000	DI2_165_168_L_0						
50 D	15.06	-5.5843E-05	166.1	75.30	166.1	82.59	UL-RL	1.3069E+05	-9.800	0.000	
1.000	1.000	75.30	0.000	0.000	DI2_165_168_L_0						
51 D	15.44	-5.3061E-05	169.2	77.22	169.2	84.15	UL-RL	1.3069E+05	-10.00	0.000	
1.000	1.000	77.22	0.000	0.000	DI2_165_168_L_0						
52 D	15.83	-5.0208E-05	172.3	79.15	172.3	85.71	UL-RL	1.3069E+05	-10.20	0.000	
1.000	1.000	79.15	0.000	0.000	DI2_165_168_L_0						
53 D	16.22	-4.7305E-05	175.5	81.08	175.5	87.27	UL-RL	1.3069E+05	-10.40	0.000	
1.000	1.000	81.08	0.000	0.000	DI2_165_168_L_0						
54 D	16.61	-4.4367E-05	178.6	83.03	178.6	88.82	UL-RL	1.3069E+05	-10.60	0.000	
1.000	1.000	83.03	0.000	0.000	DI2_165_168_L_0						
55 D	16.99	-4.1407E-05	181.8	84.97	181.8	90.38	UL-RL	1.3069E+05	-10.80	0.000	
1.000	1.000	84.97	0.000	0.000	DI2_165_168_L_0						
56 D	17.38	-3.8435E-05	184.9	86.92	184.9	91.94	UL-RL	1.3069E+05	-11.00	0.000	
1.000	1.000	86.92	0.000	0.000	DI2_165_168_L_0						
57 D	17.77	-3.5457E-05	188.0	88.87	188.0	93.50	UL-RL	1.3069E+05	-11.20	0.000	
1.000	1.000	88.87	0.000	0.000	DI2_165_168_L_0						
58 D	13.62	-3.2476E-05	191.2	90.82	191.2	95.06	UL-RL	1.3069E+05	-11.40	0.000	
1.000	1.000	90.82	0.000	0.000	DI2_165_168_L_0						
59 D	4.590	-3.0986E-05	192.8	91.79	192.8	95.84	UL-RL	1.3069E+05	-11.50	0.000	
1.000	1.000	91.79	0.000	0.000	DI2_165_168_L_0						

```
+-------------------------------------------------------------------------------------------------------------------------------+
|                   PARATIEPLUS(TM)   NLS ENGINE RELEASE  2018.0    FULL VERSION  *Build date:Nov 13, 2017*                    |
|                                                                                                                               |
|                          NewProject.BaseDesignSection_28.SLERaraFrequenteQuasiPermanente_1153                                 |
|                                   Exe Time : 4 September 2018 18:05:29                                                        |
+-------------------------------------------------------------------------------------------------------------------------------+
New Project


S T R E S S   R E S U L T S   F O R   G R O U P   N O.   2

0_R                                                              :
ELEMENT TYPE    5 NO.OF ELEMENTS. IN THIS GROUP   59
C U R R E N T   T I M E   I S      3.0000

 HARDENING 2D SOIL ELEMENT

 ****** TOTAL STRESS FORMULATION *****

  EL *   FORCE     DISPL-Y  VERTICAL-P  HORIZON.-P     MAX-V-P     MAX-H-P           STATE   STIFFNESS Z-LEVEL      PORE
E FACTOR    UFACTOR       Peq           Su_a         Su_p     LAYER
 ------------------------------------------------------------------------------------------------------------------------------
-------------------------------------------------------------------------------------------
   1     0.000         --          --          --          --          --          REMOVED     --        0.000       0.000
1.000       1.000       0.000       0.000       0.000     not available
   2     0.000         --          --          --          --          --          REMOVED     --      -0.2000       0.000
1.000       1.000       0.000       0.000       0.000     not available
   3     0.000         --          --          --          --          --          REMOVED     --      -0.4000       0.000
1.000       1.000       0.000       0.000       0.000     not available
   4     0.000         --          --          --          --          --          REMOVED     --      -0.6000       0.000
1.000       1.000       0.000       0.000       0.000     not available
   5     0.000         --          --          --          --          --          REMOVED     --      -0.8000       0.000
1.000       1.000       0.000       0.000       0.000     not available
   6 D   0.000    -1.0107E-03   0.000       0.000       16.00       16.24          ACTIVE   0.000      -1.000       0.000
1.000       1.000       0.000       0.000       0.000     DI1_164_167_L_0
   7 D  0.2131    -9.3744E-04   3.200       1.066       19.20       18.06          ACTIVE   0.000      -1.200       0.000
1.000       1.000       1.066       0.000       0.000     DI1_164_167_L_0
   8 D  0.4262    -8.6612E-04   6.400       2.131       22.40       19.72          ACTIVE   0.000      -1.400       0.000
1.000       1.000       2.131       0.000       0.000     DI1_164_167_L_0
   9 D  0.6394    -7.9701E-04   9.600       3.197       25.60       21.27          ACTIVE   0.000      -1.600       0.000
1.000       1.000       3.197       0.000       0.000     DI1_164_167_L_0
  10 D  0.8525    -7.3031E-04   12.80       4.262       28.80       22.76          ACTIVE   0.000      -1.800       0.000
1.000       1.000       4.262       0.000       0.000     DI1_164_167_L_0
  11 D   1.066    -6.6617E-04   16.00       5.328       32.00       24.21          ACTIVE   0.000      -2.000       0.000
1.000       1.000       5.328       0.000       0.000     DI1_164_167_L_0
  12 D   1.279    -6.0473E-04   19.20       6.394       35.20       25.64          ACTIVE   0.000      -2.200       0.000
1.000       1.000       6.394       0.000       0.000     DI1_164_167_L_0
  13 D   1.492    -5.4611E-04   22.40       7.459       38.40       27.06          ACTIVE   0.000      -2.400       0.000
1.000       1.000       7.459       0.000       0.000     DI1_164_167_L_0
  14 D   1.705    -4.9039E-04   25.60       8.525       41.60       28.47          ACTIVE   0.000      -2.600       0.000
1.000       1.000       8.525       0.000       0.000     DI1_164_167_L_0
  15 D   1.924    -4.3762E-04   28.80       9.618       44.80       29.88           UL-RL  3.6147E+04  -2.800       0.000
1.000       1.000       9.618       0.000       0.000     DI1_164_167_L_0
  16 D   2.573    -3.8784E-04   32.00       12.87       48.00       31.29           UL-RL  3.6147E+04  -3.000       0.000
1.000       1.000       12.87       0.000       0.000     DI1_164_167_L_0
  17 D   3.201    -3.4107E-04   35.20       16.01       51.20       32.71           UL-RL  3.6147E+04  -3.200       0.000
1.000       1.000       16.01       0.000       0.000     DI1_164_167_L_0
  18 D   3.808    -2.9730E-04   38.40       19.04       54.40       34.14           UL-RL  3.6147E+04  -3.400       0.000
1.000       1.000       19.04       0.000       0.000     DI1_164_167_L_0
  19 D   4.394    -2.5650E-04   41.60       21.97       57.60       35.57           UL-RL  3.6147E+04  -3.600       0.000
1.000       1.000       21.97       0.000       0.000     DI1_164_167_L_0
  20 D   4.960    -2.1863E-04   44.80       24.80       60.80       37.01           UL-RL  3.6147E+04  -3.800       0.000
1.000       1.000       24.80       0.000       0.000     DI1_164_167_L_0
  21 D   5.506    -1.8363E-04   48.00       27.53       64.00       38.46           UL-RL  3.6147E+04  -4.000       0.000
1.000       1.000       27.53       0.000       0.000     DI1_164_167_L_0
  22 D   6.033    -1.5144E-04   51.20       30.17       67.20       39.91           UL-RL  3.6147E+04  -4.200       0.000
1.000       1.000       30.17       0.000       0.000     DI1_164_167_L_0
  23 D   6.542    -1.2196E-04   54.40       32.71       70.40       41.37           UL-RL  3.6147E+04  -4.400       0.000
1.000       1.000       32.71       0.000       0.000     DI1_164_167_L_0
  24 D   7.032    -9.5121E-05   57.60       35.16       73.60       42.84           UL-RL  3.6147E+04  -4.600       0.000
1.000       1.000       35.16       0.000       0.000     DI1_164_167_L_0
```

25 D	7.506	-7.0813E-05	60.80	37.53	76.80	44.32	UL-RL	3.6147E+04	-4.800	0.000	
1.000	1.000	37.53	0.000	0.000	DI1_164_167_L_0						
26 D	7.563	-4.8932E-05	64.00	37.81	80.00	45.81	UL-RL	7.7052E+04	-5.000	0.000	
1.000	1.000	37.81	0.000	0.000	DI2_165_168_L_0						
27 D	8.164	-2.9366E-05	67.20	40.82	83.20	47.30	UL-RL	7.7052E+04	-5.200	0.000	
1.000	1.000	40.82	0.000	0.000	DI2_165_168_L_0						
28 D	8.733	-1.1995E-05	70.40	43.67	86.40	48.79	UL-RL	7.7052E+04	-5.400	0.000	
1.000	1.000	43.67	0.000	0.000	DI2_165_168_L_0						
29 D	9.271	3.3051E-06	73.60	46.35	89.60	50.30	UL-RL	7.7052E+04	-5.600	0.000	
1.000	1.000	46.35	0.000	0.000	DI2_165_168_L_0						
30 D	9.780	1.6664E-05	76.80	48.90	92.80	51.80	UL-RL	7.7052E+04	-5.800	0.000	
1.000	1.000	48.90	0.000	0.000	DI2_165_168_L_0						
31 D	10.26	2.8214E-05	80.00	51.31	96.00	53.32	UL-RL	7.7052E+04	-6.000	0.000	
1.000	1.000	51.31	0.000	0.000	DI2_165_168_L_0						
32 D	10.72	3.8085E-05	83.20	53.59	99.20	54.83	UL-RL	7.7052E+04	-6.200	0.000	
1.000	1.000	53.59	0.000	0.000	DI2_165_168_L_0						
33 D	11.15	4.6410E-05	86.40	55.76	102.4	56.35	UL-RL	7.7052E+04	-6.400	0.000	
1.000	1.000	55.76	0.000	0.000	DI2_165_168_L_0						
34 D	11.55	5.3317E-05	89.60	57.75	105.6	57.99	UL-RL	7.7052E+04	-6.600	0.000	
1.000	1.000	57.75	0.000	0.000	DI2_165_168_L_0						
35 D	11.92	5.8931E-05	92.80	59.62	108.8	59.69	UL-RL	7.7052E+04	-6.800	0.000	
1.000	1.000	59.62	0.000	0.000	DI2_165_168_L_0						
36 D	12.28	6.3372E-05	96.00	61.38	112.0	61.41	UL-RL	7.7052E+04	-7.000	0.000	
1.000	1.000	61.38	0.000	0.000	DI2_165_168_L_0						
37 D	12.62	6.6756E-05	99.20	63.09	115.2	63.09	V-C	4.8158E+04	-7.200	0.000	
1.000	1.000	63.09	0.000	0.000	DI2_165_168_L_0						
38 D	12.95	6.9193E-05	102.4	64.75	118.4	64.75	V-C	4.8158E+04	-7.400	0.000	
1.000	1.000	64.75	0.000	0.000	DI2_165_168_L_0						
39 D	13.27	7.0786E-05	105.6	66.37	121.6	66.37	V-C	4.8158E+04	-7.600	0.000	
1.000	1.000	66.37	0.000	0.000	DI2_165_168_L_0						
40 D	13.59	7.1634E-05	108.8	67.96	124.8	67.96	V-C	4.8158E+04	-7.800	0.000	
1.000	1.000	67.96	0.000	0.000	DI2_165_168_L_0						
41 D	13.90	7.1826E-05	112.0	69.51	128.0	69.51	V-C	4.8158E+04	-8.000	0.000	
1.000	1.000	69.51	0.000	0.000	DI2_165_168_L_0						
42 D	14.21	7.1448E-05	115.2	71.04	131.2	71.04	V-C	4.8158E+04	-8.200	0.000	
1.000	1.000	71.04	0.000	0.000	DI2_165_168_L_0						
43 D	14.51	7.0577E-05	118.4	72.55	134.4	72.55	V-C	4.8158E+04	-8.400	0.000	
1.000	1.000	72.55	0.000	0.000	DI2_165_168_L_0						
44 D	14.81	6.9284E-05	121.6	74.04	137.6	74.04	V-C	4.8158E+04	-8.600	0.000	
1.000	1.000	74.04	0.000	0.000	DI2_165_168_L_0						
45 D	15.10	6.7633E-05	124.8	75.51	140.8	75.51	V-C	4.8158E+04	-8.800	0.000	
1.000	1.000	75.51	0.000	0.000	DI2_165_168_L_0						
46 D	15.39	6.5683E-05	128.0	76.97	144.0	76.97	V-C	4.8158E+04	-9.000	0.000	
1.000	1.000	76.97	0.000	0.000	DI2_165_168_L_0						
47 D	15.68	6.3486E-05	131.2	78.42	147.2	78.42	V-C	4.8158E+04	-9.200	0.000	
1.000	1.000	78.42	0.000	0.000	DI2_165_168_L_0						
48 D	15.97	6.1088E-05	134.4	79.86	150.4	79.86	V-C	4.8158E+04	-9.400	0.000	
1.000	1.000	79.86	0.000	0.000	DI2_165_168_L_0						
49 D	16.26	5.8528E-05	137.6	81.29	153.6	81.29	V-C	4.8158E+04	-9.600	0.000	
1.000	1.000	81.29	0.000	0.000	DI2_165_168_L_0						
50 D	16.54	5.5843E-05	140.8	82.72	156.8	82.72	V-C	4.8158E+04	-9.800	0.000	
1.000	1.000	82.72	0.000	0.000	DI2_165_168_L_0						
51 D	16.83	5.3061E-05	144.0	84.13	160.0	84.15	UL-RL	7.7052E+04	-10.00	0.000	
1.000	1.000	84.13	0.000	0.000	DI2_165_168_L_0						
52 D	17.09	5.0208E-05	147.2	85.47	163.2	85.71	UL-RL	7.7052E+04	-10.20	0.000	
1.000	1.000	85.47	0.000	0.000	DI2_165_168_L_0						
53 D	17.36	4.7305E-05	150.4	86.81	166.4	87.27	UL-RL	7.7052E+04	-10.40	0.000	
1.000	1.000	86.81	0.000	0.000	DI2_165_168_L_0						
54 D	17.63	4.4367E-05	153.6	88.14	169.6	88.82	UL-RL	7.7052E+04	-10.60	0.000	
1.000	1.000	88.14	0.000	0.000	DI2_165_168_L_0						
55 D	17.90	4.1407E-05	156.8	89.48	172.8	90.38	UL-RL	7.7052E+04	-10.80	0.000	
1.000	1.000	89.48	0.000	0.000	DI2_165_168_L_0						
56 D	18.16	3.8435E-05	160.0	90.81	176.0	91.94	UL-RL	7.7052E+04	-11.00	0.000	
1.000	1.000	90.81	0.000	0.000	DI2_165_168_L_0						
57 D	18.43	3.5457E-05	163.2	92.14	179.2	93.50	UL-RL	7.7052E+04	-11.20	0.000	
1.000	1.000	92.14	0.000	0.000	DI2_165_168_L_0						
58 D	14.02	3.2476E-05	166.4	93.47	182.4	95.06	UL-RL	7.7052E+04	-11.40	0.000	
1.000	1.000	93.47	0.000	0.000	DI2_165_168_L_0						
59 D	4.707	3.0986E-05	168.0	94.14	184.0	95.84	UL-RL	7.7052E+04	-11.50	0.000	
1.000	1.000	94.14	0.000	0.000	DI2_165_168_L_0						

```
+-------------------------------------------------------------------------------------------------------------------------+
|                   PARATIEPLUS(TM)   NLS ENGINE RELEASE  2018.0    FULL VERSION  *Build date:Nov 13, 2017*               |
|                                                                                                                         |
|                          NewProject.BaseDesignSection_28.SLERaraFrequenteQuasiPermanente_1153                           |
|                                   Exe Time : 4 September 2018 18:05:29                                                  |
+-------------------------------------------------------------------------------------------------------------------------+
New Project


S T R E S S   R E S U L T S   F O R   G R O U P   N O.   3

WallElement_33                                                :
ELEMENT TYPE    2 NO.OF ELEMENTS. IN THIS GROUP   58
C U R R E N T   T I M E   I S     3.0000

 WALL2D ELEMENT

   EL      TA          TB          MA          MB
-------------------------------------------------------
    1 -119.92      119.92    -2.31921E-11 -23.984
    2 -116.45      116.45      23.984     -47.274
    3 -109.38      109.38      47.274     -69.150
    4 -99.155      99.155      69.150     -88.981
    5 -88.962      88.962      88.981     -106.77
    6 -78.864      78.864      106.77     -122.55
    7 -69.111      69.111      122.55     -136.37
    8 -59.723      59.723      136.37     -148.31
    9 -50.706      50.706      148.31     -158.45
   10 -42.056      42.056      158.45     -166.87
   11 -33.765      33.765      166.87     -173.62
   12 -25.817      25.817      173.62     -178.78
   13 -18.196      18.196      178.78     -182.42
   14 -10.884      10.884      182.42     -184.60
   15 -3.8665      3.8665      184.60     -185.37
   16  2.4469     -2.4469      185.37     -184.88
   17  8.0990     -8.0990      184.88     -183.26
   18  13.133     -13.133      183.26     -180.64
   19  17.591     -17.591      180.64     -177.12
   20  21.514     -21.514      177.12     -172.81
   21  24.943     -24.943      172.81     -167.83
   22  27.919     -27.919      167.83     -162.24
   23  30.479     -30.479      162.24     -156.15
   24  32.660     -32.660      156.15     -149.61
   25  34.499     -34.499      149.61     -142.71
   26  36.897     -36.897      142.71     -135.34
   27  38.672     -38.672      135.34     -127.60
   28  39.893     -39.893      127.60     -119.62
   29  40.595     -40.595      119.62     -111.50
   30  40.741     -40.741      111.50     -103.36
   31  40.405     -40.405      103.36     -95.274
   32  39.658     -39.658      95.274     -87.343
   33  38.563     -38.563      87.343     -79.630
   34  37.195     -37.195      79.630     -72.191
   35  35.607     -35.607      72.191     -65.070
   36  33.859     -33.859      65.070     -58.298
   37  31.990     -31.990      58.298     -51.900
   38  30.033     -30.033      51.900     -45.893
   39  28.019     -28.019      45.893     -40.289
   40  25.974     -25.974      40.289     -35.094
   41  23.922     -23.922      35.094     -30.310
   42  21.882     -21.882      30.310     -25.934
   43  19.874     -19.874      25.934     -21.959
   44  17.911     -17.911      21.959     -18.377
   45  16.007     -16.007      18.377     -15.175
   46  14.172     -14.172      15.175     -12.341
   47  12.416     -12.416      12.341     -9.8578
   48  10.745     -10.745      9.8578     -7.7089
   49  9.1650     -9.1650      7.7089     -5.8759
   50  7.6664     -7.6664      5.8759     -4.3426
   51  6.2829     -6.2829      4.3426     -3.0860
   52  5.0174     -5.0174      3.0860     -2.0826
```

53	3.8723	-3.8723	2.0826	-1.3081
54	2.8487	-2.8487	1.3081	-0.73838
55	1.9478	-1.9478	0.73838	-0.34882
56	1.1700	-1.1700	0.34882	-0.11483
57	0.51551	-0.51551	0.11483	-1.17308E-02
58	0.11730	-0.11730	1.17308E-02	6.08047E-12

```
+-------------------------------------------------------------------------------------------------------------------------------+
|                   PARATIEPLUS(TM)   NLS ENGINE RELEASE  2018.0    FULL VERSION  *Build date:Nov 13, 2017*                    |
|                                                                                                                               |
|                          NewProject.BaseDesignSection_28.SLERaraFrequenteQuasiPermanente_1153                                 |
|                                   Exe Time : 4 September 2018 18:05:29                                                        |
+-------------------------------------------------------------------------------------------------------------------------------+
New Project


S T R E S S    R E S U L T S    F O R    G R O U P    N O.    4

Tieback_175                                                  :
ELEMENT TYPE    6 NO.OF ELEMENTS. IN THIS GROUP    1
C U R R E N T    T I M E    I S      3.0000

 POST-TENSION 2D-BOUNDARY ELEMENT

         EL    FORCE          d0          EDISPL     pl. eps          K     -ve limit   +ve limit
-----------------------------------------------------------------------------------------------------------
 ANCHOR    1   138.50     -1.31907E-03 -1.31907E-03   0.0000       0.0000       0.0000       0.0000     BORN NOW JUST
ACTIVATED

 ITER     0 RNORM = 0.000     RMNORM= 0.000
             RINORM=0.2375E+06 RIMNOR=0.1402E+07
             RENORM= 2307.     REMNOR=0.7776E-20 RATIO =0.9856E-01 TOLER =0.1000E-03  NOT CONVERGED
             RFMAX = 119.9     RMMAX = 185.4
             RTSMAL=0.1000E-02 RMSMAL=0.1000E-02
             RDT   =0.2375E+06 RDR   =0.1402E+07
             RATIOT=0.9856E-01 RATIOR= 0.000
             MAX UN= 11.93     IEQ=    69 NODE     35 DOF   1  Y-DISPL.F
             MIN UN=-.3620E-09 IEQ=    11 NODE      6 DOF   1  Y-DISPL.F
             NO. OF CONTACT CONSTRAINT VIOLATIONS     0


 ITER     2 RNORM = 0.000     RMNORM= 0.000
             RINORM=0.2375E+06 RIMNOR=0.1402E+07
             RENORM= 119.0     REMNOR=0.3199E-18 RATIO =0.2239E-01 TOLER =0.1000E-03  NOT CONVERGED
             RFMAX = 119.9     RMMAX = 185.4
             RTSMAL=0.1000E-02 RMSMAL=0.1000E-02
             RDT   =0.2375E+06 RDR   =0.1402E+07
             RATIOT=0.2239E-01 RATIOR= 0.000
             MAX UN= 6.200     IEQ=    71 NODE     36 DOF   1  Y-DISPL.F
             MIN UN=-.2066E-08 IEQ=    25 NODE     13 DOF   1  Y-DISPL.F
             NO. OF CONTACT CONSTRAINT VIOLATIONS     0


 ITER     3 RNORM = 0.000     RMNORM= 0.000
             RINORM=0.2375E+06 RIMNOR=0.1402E+07
             RENORM= 1.496     REMNOR=0.5241E-19 RATIO =0.2510E-02 TOLER =0.1000E-03  NOT CONVERGED
             RFMAX = 119.9     RMMAX = 185.4
             RTSMAL=0.1000E-02 RMSMAL=0.1000E-02
             RDT   =0.2375E+06 RDR   =0.1402E+07
             RATIOT=0.2510E-02 RATIOR= 0.000
             MAX UN= 1.011     IEQ=    93 NODE     47 DOF   1  Y-DISPL.F
             MIN UN=-.1126E-08 IEQ=    55 NODE     28 DOF   1  Y-DISPL.F
             NO. OF CONTACT CONSTRAINT VIOLATIONS     0


 ITER     4 RNORM = 0.000     RMNORM= 0.000
             RINORM=0.2375E+06 RIMNOR=0.1402E+07
             RENORM=0.1933E-05 REMNOR=0.5012E-19 RATIO =0.2853E-05 TOLER =0.1000E-03      CONVERGED !
             RFMAX = 119.9     RMMAX = 185.4
             RTSMAL=0.1000E-02 RMSMAL=0.1000E-02
             RDT   =0.2375E+06 RDR   =0.1402E+07
             RATIOT=0.2853E-05 RATIOR= 0.000
             MAX UN=0.1390E-02 IEQ=     1 NODE      1 DOF   1  Y-DISPL.F
             MIN UN=-.1149E-08 IEQ=    41 NODE     21 DOF   1  Y-DISPL.F
             NO. OF CONTACT CONSTRAINT VIOLATIONS     0
```

```
+-------------------------------------------------------------------------------------------------------------------------+
|                   PARATIEPLUS(TM)   NLS ENGINE RELEASE  2018.0    FULL VERSION  *Build date:Nov 13, 2017*              |
|                                                                                                                         |
|                            NewProject.BaseDesignSection_28.SLERaraFrequenteQuasiPermanente_1153                         |
|                                     Exe Time : 4 September 2018 18:05:29                                                |
+-------------------------------------------------------------------------------------------------------------------------+
New Project
SOLUTION REACHED USING     4 ITERATIONS ON   40

P R I N T   O U T   F O R   T I M E   S T E P    4     ( AT TIME   4.000     )

PRINT OUT OF ACTIVE COMPONENTS (FIXED NODES ARE NOT PRINTED OUT)

          Y-DISPL.F        X-ROT. F
            (02)             (04)           (
    1  -8.1119652E-05   4.8289457E-04
    2   1.5393471E-05   4.8190769E-04
    3   1.1151215E-04   4.7895175E-04
    4   2.0684546E-04   4.7406507E-04
    5   3.0101563E-04   4.6734011E-04
    6   3.9366676E-04   4.5889404E-04
    7   4.8446621E-04   4.4884242E-04
    8   5.7310423E-04   4.3729831E-04
    9   6.5929338E-04   4.2437189E-04
   10   7.4276796E-04   4.1017019E-04
   11   8.2328337E-04   3.9479714E-04
   12   9.0061545E-04   3.7835363E-04
   13   9.7455999E-04   3.6093777E-04
   14   1.0449321E-03   3.4264512E-04
   15   1.1115658E-03   3.2356903E-04
   16   1.1743136E-03   3.0380093E-04
   17   1.2330463E-03   2.8343064E-04
   18   1.2876519E-03   2.6254713E-04
   19   1.3380368E-03   2.4123830E-04
   20   1.3841247E-03   2.1959179E-04
   21   1.4258567E-03   1.9769534E-04
   22   1.4631919E-03   1.7563682E-04
   23   1.4961065E-03   1.5350519E-04
   24   1.5245951E-03   1.3139054E-04
   25   1.5486700E-03   1.0938449E-04
   26   1.5683623E-03   8.7580651E-05
   27   1.5837216E-03   6.6068184E-05
   28   1.5948146E-03   4.4931965E-05
   29   1.6017254E-03   2.4260413E-05
   30   1.6045559E-03   4.1450523E-06
   31   1.6034268E-03  -1.5319384E-05
   32   1.5984781E-03  -3.4034871E-05
   33   1.5898695E-03  -5.1900620E-05
   34   1.5777814E-03  -6.8812673E-05
   35   1.5624151E-03  -8.4664269E-05
   36   1.5439937E-03  -9.9345742E-05
   37   1.5227602E-03  -1.1277862E-04
   38   1.4989669E-03  -1.2494267E-04
   39   1.4728657E-03  -1.3586722E-04
   40   1.4446989E-03  -1.4560843E-04
   41   1.4146972E-03  -1.5422667E-04
   42   1.3830789E-03  -1.6178566E-04
   43   1.3500492E-03  -1.6835182E-04
   44   1.3157998E-03  -1.7399376E-04
   45   1.2805088E-03  -1.7878187E-04
   46   1.2443393E-03  -1.8278807E-04
   47   1.2074408E-03  -1.8608539E-04
   48   1.1699475E-03  -1.8874787E-04
   49   1.1319790E-03  -1.9085033E-04
   50   1.0936399E-03  -1.9246820E-04
   51   1.0550192E-03  -1.9367700E-04
   52   1.0161905E-03  -1.9454904E-04
   53   9.7721857E-04  -1.9515041E-04
   54   9.3814639E-04  -1.9554096E-04
   55   8.9901269E-04  -1.9577390E-04
   56   8.5984422E-04  -1.9589592E-04
```

```
57   8.2065905E-04  -1.9594710E-04
58   7.8146788E-04  -1.9596082E-04
59   7.6186980E-04  -1.9596144E-04
```

```
+-------------------------------------------------------------------------------------------------------------------------------+
|                   PARATIEPLUS(TM)   NLS ENGINE RELEASE  2018.0    FULL VERSION  *Build date:Nov 13, 2017*                    |
|                                                                                                                               |
|                            NewProject.BaseDesignSection_28.SLERaraFrequenteQuasiPermanente_1153                               |
|                                     Exe Time : 4 September 2018 18:05:29                                                      |
+-------------------------------------------------------------------------------------------------------------------------------+
New Project


S T R E S S   R E S U L T S   F O R   G R O U P   N O.   1

0_L                                                              :
ELEMENT TYPE    5 NO.OF ELEMENTS. IN THIS GROUP   59
C U R R E N T   T I M E   I S      4.0000

 HARDENING 2D SOIL ELEMENT

 ****** TOTAL STRESS FORMULATION *****

  EL *   FORCE     DISPL-Y  VERTICAL-P  HORIZON.-P     MAX-V-P     MAX-H-P           STATE   STIFFNESS Z-LEVEL      PORE
E FACTOR    UFACTOR       Peq           Su_a         Su_p     LAYER
 ------------------------------------------------------------------------------------------------------------------------------
-------------------------------------------------------------------------------------------
   1 D  2.8054E-03  8.1120E-05  4.2494E-02  2.8054E-02  4.2494E-02   1.633          UL-RL  1.0844E+04   0.000       0.000
1.000       1.000      2.8054E-02   0.000       0.000     DI1_164_167_L_0
   2 D  0.5800     -1.5393E-05   3.284       2.900       3.284       17.36         UL-RL  1.0844E+04 -0.2000       0.000
1.000       1.000       2.900       0.000       0.000     DI1_164_167_L_0
   3 D   4.141     -1.1151E-04   6.689       20.70       6.689       35.36         UL-RL  1.0844E+04 -0.4000       0.000
1.000       1.000       20.70       0.000       0.000     DI1_164_167_L_0
   4 D   7.254     -2.0685E-04   10.30       36.27       10.30       51.12         UL-RL  1.0844E+04 -0.6000       0.000
1.000       1.000       36.27       0.000       0.000     DI1_164_167_L_0
   5 D   7.185     -3.0102E-04   14.07       35.92       14.07       50.96         UL-RL  1.0844E+04 -0.8000       0.000
1.000       1.000       35.92       0.000       0.000     DI1_164_167_L_0
   6 D   7.053     -3.9367E-04   17.90       35.26       17.90       50.49         UL-RL  1.0844E+04  -1.000       0.000
1.000       1.000       35.26       0.000       0.000     DI1_164_167_L_0
   7 D   6.882     -4.8447E-04   21.73       34.41       21.73       49.83         UL-RL  1.0844E+04  -1.200       0.000
1.000       1.000       34.41       0.000       0.000     DI1_164_167_L_0
   8 D   6.693     -5.7310E-04   25.59       33.46       25.59       49.07         UL-RL  1.0844E+04  -1.400       0.000
1.000       1.000       33.46       0.000       0.000     DI1_164_167_L_0
   9 D   6.498     -6.5929E-04   29.87       32.49       29.87       48.28         UL-RL  1.0844E+04  -1.600       0.000
1.000       1.000       32.49       0.000       0.000     DI1_164_167_L_0
  10 D   6.307     -7.4277E-04   33.96       31.54       33.96       47.51         UL-RL  1.0844E+04  -1.800       0.000
1.000       1.000       31.54       0.000       0.000     DI1_164_167_L_0
  11 D   6.127     -8.2328E-04   37.91       30.64       37.91       46.79         UL-RL  1.0844E+04  -2.000       0.000
1.000       1.000       30.64       0.000       0.000     DI1_164_167_L_0
  12 D   5.962     -9.0062E-04   41.75       29.81       41.75       46.13         UL-RL  1.0844E+04  -2.200       0.000
1.000       1.000       29.81       0.000       0.000     DI1_164_167_L_0
  13 D   5.814     -9.7456E-04   45.50       29.07       45.50       45.56         UL-RL  1.0844E+04  -2.400       0.000
1.000       1.000       29.07       0.000       0.000     DI1_164_167_L_0
  14 D   5.687     -1.0449E-03   49.18       28.44       49.18       45.08         UL-RL  1.0844E+04  -2.600       0.000
1.000       1.000       28.44       0.000       0.000     DI1_164_167_L_0
  15 D   5.582     -1.1116E-03   52.81       27.91       52.81       44.71         UL-RL  1.0844E+04  -2.800       0.000
1.000       1.000       27.91       0.000       0.000     DI1_164_167_L_0
  16 D   5.499     -1.1743E-03   56.40       27.49       56.40       44.43         UL-RL  1.0844E+04  -3.000       0.000
1.000       1.000       27.49       0.000       0.000     DI1_164_167_L_0
  17 D   5.440     -1.2330E-03   60.10       27.20       60.10       44.27         UL-RL  1.0844E+04  -3.200       0.000
1.000       1.000       27.20       0.000       0.000     DI1_164_167_L_0
  18 D   5.404     -1.2877E-03   63.60       27.02       63.60       44.21         UL-RL  1.0844E+04  -3.400       0.000
1.000       1.000       27.02       0.000       0.000     DI1_164_167_L_0
  19 D   5.394     -1.3380E-03   67.08       26.97       67.08       44.26         UL-RL  1.0844E+04  -3.600       0.000
1.000       1.000       26.97       0.000       0.000     DI1_164_167_L_0
  20 D   5.407     -1.3841E-03   70.54       27.04       70.54       44.42         UL-RL  1.0844E+04  -3.800       0.000
1.000       1.000       27.04       0.000       0.000     DI1_164_167_L_0
  21 D   5.445     -1.4259E-03   73.85       27.22       73.85       44.68         UL-RL  1.0844E+04  -4.000       0.000
1.000       1.000       27.22       0.000       0.000     DI1_164_167_L_0
  22 D   5.507     -1.4632E-03   77.28       27.53       77.28       45.04         UL-RL  1.0844E+04  -4.200       0.000
1.000       1.000       27.53       0.000       0.000     DI1_164_167_L_0
  23 D   5.592     -1.4961E-03   80.69       27.96       80.69       45.51         UL-RL  1.0844E+04  -4.400       0.000
1.000       1.000       27.96       0.000       0.000     DI1_164_167_L_0
  24 D   5.701     -1.5246E-03   84.09       28.50       84.09       46.07         UL-RL  1.0844E+04  -4.600       0.000
1.000       1.000       28.50       0.000       0.000     DI1_164_167_L_0
```

25 D	5.832	-1.5487E-03	87.48	29.16	87.48	46.72	UL-RL	1.0844E+04	-4.800	0.000	
1.000	1.000	29.16	0.000	0.000	DI1_164_167_L_0						
26 D	5.143	-1.5684E-03	90.86	25.72	90.86	49.80	ACTIVE	0.000	-5.000	0.000	
1.000	1.000	25.72	0.000	0.000	DI2_165_168_L_0						
27 D	5.342	-1.5837E-03	94.22	26.71	94.22	49.70	ACTIVE	0.000	-5.200	0.000	
1.000	1.000	26.71	0.000	0.000	DI2_165_168_L_0						
28 D	5.540	-1.5948E-03	97.58	27.70	97.58	49.77	ACTIVE	0.000	-5.400	0.000	
1.000	1.000	27.70	0.000	0.000	DI2_165_168_L_0						
29 D	5.738	-1.6017E-03	100.9	28.69	100.9	50.30	ACTIVE	0.000	-5.600	0.000	
1.000	1.000	28.69	0.000	0.000	DI2_165_168_L_0						
30 D	5.935	-1.6046E-03	104.3	29.68	104.3	51.80	ACTIVE	0.000	-5.800	0.000	
1.000	1.000	29.68	0.000	0.000	DI2_165_168_L_0						
31 D	6.133	-1.6034E-03	107.6	30.66	107.6	53.32	ACTIVE	0.000	-6.000	0.000	
1.000	1.000	30.66	0.000	0.000	DI2_165_168_L_0						
32 D	6.310	-1.5985E-03	110.6	31.55	110.6	54.83	ACTIVE	0.000	-6.200	0.000	
1.000	1.000	31.55	0.000	0.000	DI2_165_168_L_0						
33 D	6.488	-1.5899E-03	113.7	32.44	113.7	56.35	ACTIVE	0.000	-6.400	0.000	
1.000	1.000	32.44	0.000	0.000	DI2_165_168_L_0						
34 D	6.667	-1.5778E-03	116.7	33.34	116.7	57.88	ACTIVE	0.000	-6.600	0.000	
1.000	1.000	33.34	0.000	0.000	DI2_165_168_L_0						
35 D	6.847	-1.5624E-03	119.7	34.23	119.7	59.41	ACTIVE	0.000	-6.800	0.000	
1.000	1.000	34.23	0.000	0.000	DI2_165_168_L_0						
36 D	7.026	-1.5440E-03	122.8	35.13	122.8	60.94	ACTIVE	0.000	-7.000	0.000	
1.000	1.000	35.13	0.000	0.000	DI2_165_168_L_0						
37 D	7.207	-1.5228E-03	125.8	36.03	125.8	62.47	ACTIVE	0.000	-7.200	0.000	
1.000	1.000	36.03	0.000	0.000	DI2_165_168_L_0						
38 D	7.387	-1.4990E-03	128.9	36.94	128.9	64.01	ACTIVE	0.000	-7.400	0.000	
1.000	1.000	36.94	0.000	0.000	DI2_165_168_L_0						
39 D	7.569	-1.4729E-03	132.0	37.84	132.0	65.55	ACTIVE	0.000	-7.600	0.000	
1.000	1.000	37.84	0.000	0.000	DI2_165_168_L_0						
40 D	7.750	-1.4447E-03	135.0	38.75	135.0	67.09	ACTIVE	0.000	-7.800	0.000	
1.000	1.000	38.75	0.000	0.000	DI2_165_168_L_0						
41 D	7.932	-1.4147E-03	138.1	39.66	138.1	68.64	ACTIVE	0.000	-8.000	0.000	
1.000	1.000	39.66	0.000	0.000	DI2_165_168_L_0						
42 D	8.114	-1.3831E-03	141.2	40.57	141.2	70.18	ACTIVE	0.000	-8.200	0.000	
1.000	1.000	40.57	0.000	0.000	DI2_165_168_L_0						
43 D	8.297	-1.3500E-03	144.3	41.48	144.3	71.73	ACTIVE	0.000	-8.400	0.000	
1.000	1.000	41.48	0.000	0.000	DI2_165_168_L_0						
44 D	8.480	-1.3158E-03	147.4	42.40	147.4	73.28	ACTIVE	0.000	-8.600	0.000	
1.000	1.000	42.40	0.000	0.000	DI2_165_168_L_0						
45 D	8.663	-1.2805E-03	150.5	43.31	150.5	74.83	ACTIVE	0.000	-8.800	0.000	
1.000	1.000	43.31	0.000	0.000	DI2_165_168_L_0						
46 D	8.846	-1.2443E-03	153.6	44.23	153.6	76.38	ACTIVE	0.000	-9.000	0.000	
1.000	1.000	44.23	0.000	0.000	DI2_165_168_L_0						
47 D	9.030	-1.2074E-03	156.7	45.15	156.7	77.93	ACTIVE	0.000	-9.200	0.000	
1.000	1.000	45.15	0.000	0.000	DI2_165_168_L_0						
48 D	9.214	-1.1699E-03	159.8	46.07	159.8	79.48	ACTIVE	0.000	-9.400	0.000	
1.000	1.000	46.07	0.000	0.000	DI2_165_168_L_0						
49 D	9.398	-1.1320E-03	163.0	46.99	163.0	81.04	ACTIVE	0.000	-9.600	0.000	
1.000	1.000	46.99	0.000	0.000	DI2_165_168_L_0						
50 D	9.634	-1.0936E-03	166.1	48.17	166.1	82.59	UL-RL	2.6137E+04	-9.800	0.000	
1.000	1.000	48.17	0.000	0.000	DI2_165_168_L_0						
51 D	10.21	-1.0550E-03	169.2	51.03	169.2	84.15	UL-RL	2.6137E+04	-10.00	0.000	
1.000	1.000	51.03	0.000	0.000	DI2_165_168_L_0						
52 D	10.78	-1.0162E-03	172.3	53.90	172.3	85.71	UL-RL	2.6137E+04	-10.20	0.000	
1.000	1.000	53.90	0.000	0.000	DI2_165_168_L_0						
53 D	11.36	-9.7722E-04	175.5	56.78	175.5	87.27	UL-RL	2.6137E+04	-10.40	0.000	
1.000	1.000	56.78	0.000	0.000	DI2_165_168_L_0						
54 D	11.93	-9.3815E-04	178.6	59.67	178.6	88.82	UL-RL	2.6137E+04	-10.60	0.000	
1.000	1.000	59.67	0.000	0.000	DI2_165_168_L_0						
55 D	12.51	-8.9901E-04	181.8	62.56	181.8	90.38	UL-RL	2.6137E+04	-10.80	0.000	
1.000	1.000	62.56	0.000	0.000	DI2_165_168_L_0						
56 D	13.09	-8.5984E-04	184.9	65.45	184.9	91.94	UL-RL	2.6137E+04	-11.00	0.000	
1.000	1.000	65.45	0.000	0.000	DI2_165_168_L_0						
57 D	13.67	-8.2066E-04	188.0	68.35	188.0	93.50	UL-RL	2.6137E+04	-11.20	0.000	
1.000	1.000	68.35	0.000	0.000	DI2_165_168_L_0						
58 D	10.69	-7.8147E-04	191.2	71.24	191.2	95.06	UL-RL	2.6137E+04	-11.40	0.000	
1.000	1.000	71.24	0.000	0.000	DI2_165_168_L_0						
59 D	3.635	-7.6187E-04	192.8	72.69	192.8	95.84	UL-RL	2.6137E+04	-11.50	0.000	
1.000	1.000	72.69	0.000	0.000	DI2_165_168_L_0						

PARATIEPLUS(TM) NLS ENGINE RELEASE 2018.0 FULL VERSION *Build date:Nov 13, 2017*

NewProject.BaseDesignSection_28.SLERaraFrequenteQuasiPermanente_1153

Exe Time : 4 September 2018 18:05:29

New Project

S T R E S S R E S U L T S F O R G R O U P N O. 2

0_R :

ELEMENT TYPE 5 NO.OF ELEMENTS. IN THIS GROUP 59

C U R R E N T T I M E I S 4.0000

HARDENING 2D SOIL ELEMENT

****** TOTAL STRESS FORMULATION *****

EL * E FACTOR	FORCE UFACTOR	DISPL-Y Peq	VERTICAL-P Su_a	HORIZON.-P Su_p	MAX-V-P LAYER	MAX-H-P	STATE	STIFFNESS	Z-LEVEL	PORE
1	0.000	--	--	--	--	--	REMOVED	--	0.000	0.000
1.000	1.000	0.000	0.000	0.000	not available					
2	0.000	--	--	--	--	--	REMOVED	--	-0.2000	0.000
1.000	1.000	0.000	0.000	0.000	not available					
3	0.000	--	--	--	--	--	REMOVED	--	-0.4000	0.000
1.000	1.000	0.000	0.000	0.000	not available					
4	0.000	--	--	--	--	--	REMOVED	--	-0.6000	0.000
1.000	1.000	0.000	0.000	0.000	not available					
5	0.000	--	--	--	--	--	REMOVED	--	-0.8000	0.000
1.000	1.000	0.000	0.000	0.000	not available					
6	0.000	--	--	--	--	--	REMOVED	--	-1.000	0.000
1.000	1.000	0.000	0.000	0.000	not available					
7	0.000	--	--	--	--	--	REMOVED	--	-1.200	0.000
1.000	1.000	0.000	0.000	0.000	not available					
8	0.000	--	--	--	--	--	REMOVED	--	-1.400	0.000
1.000	1.000	0.000	0.000	0.000	not available					
9	0.000	--	--	--	--	--	REMOVED	--	-1.600	0.000
1.000	1.000	0.000	0.000	0.000	not available					
10	0.000	--	--	--	--	--	REMOVED	--	-1.800	0.000
1.000	1.000	0.000	0.000	0.000	not available					
11	0.000	--	--	--	--	--	REMOVED	--	-2.000	0.000
1.000	1.000	0.000	0.000	0.000	not available					
12	0.000	--	--	--	--	--	REMOVED	--	-2.200	0.000
1.000	1.000	0.000	0.000	0.000	not available					
13	0.000	--	--	--	--	--	REMOVED	--	-2.400	0.000
1.000	1.000	0.000	0.000	0.000	not available					
14	0.000	--	--	--	--	--	REMOVED	--	-2.600	0.000
1.000	1.000	0.000	0.000	0.000	not available					
15	0.000	--	--	--	--	--	REMOVED	--	-2.800	0.000
1.000	1.000	0.000	0.000	0.000	not available					
16	0.000	--	--	--	--	--	REMOVED	--	-3.000	0.000
1.000	1.000	0.000	0.000	0.000	not available					
17	0.000	--	--	--	--	--	REMOVED	--	-3.200	0.000
1.000	1.000	0.000	0.000	0.000	not available					
18	0.000	--	--	--	--	--	REMOVED	--	-3.400	0.000
1.000	1.000	0.000	0.000	0.000	not available					
19	0.000	--	--	--	--	--	REMOVED	--	-3.600	0.000
1.000	1.000	0.000	0.000	0.000	not available					
20	0.000	--	--	--	--	--	REMOVED	--	-3.800	0.000
1.000	1.000	0.000	0.000	0.000	not available					
21	0.000	--	--	--	--	--	REMOVED	--	-4.000	0.000
1.000	1.000	0.000	0.000	0.000	not available					
22	0.000	--	--	--	--	--	REMOVED	--	-4.200	0.000
1.000	1.000	0.000	0.000	0.000	not available					
23	0.000	--	--	--	--	--	REMOVED	--	-4.400	0.000
1.000	1.000	0.000	0.000	0.000	not available					
24	0.000	--	--	--	--	--	REMOVED	--	-4.600	0.000
1.000	1.000	0.000	0.000	0.000	not available					

25	0.000	--	--	--	--	--	REMOVED	--	-4.800	0.000	
1.000	1.000	0.000	0.000	0.000	not available						
26	0.000	--	--	--	--	--	REMOVED	--	-5.000	0.000	
1.000	1.000	0.000	0.000	0.000	not available						
27	0.000	--	--	--	--	--	REMOVED	--	-5.200	0.000	
1.000	1.000	0.000	0.000	0.000	not available						
28	0.000	--	--	--	--	--	REMOVED	--	-5.400	0.000	
1.000	1.000	0.000	0.000	0.000	not available						
29	0.000	--	--	--	--	--	REMOVED	--	-5.600	0.000	
1.000	1.000	0.000	0.000	0.000	not available						
30	0.000	--	--	--	--	--	REMOVED	--	-5.800	0.000	
1.000	1.000	0.000	0.000	0.000	not available						
31	0.000	--	--	--	--	--	REMOVED	--	-6.000	0.000	
1.000	1.000	0.000	0.000	0.000	not available						
32	0.000	--	--	--	--	--	REMOVED	--	-6.200	0.000	
1.000	1.000	0.000	0.000	0.000	not available						
33	0.000	--	--	--	--	--	REMOVED	--	-6.400	0.000	
1.000	1.000	0.000	0.000	0.000	not available						
34	0.000	--	--	--	--	--	REMOVED	--	-6.600	0.000	
1.000	1.000	0.000	0.000	0.000	not available						
35	0.000	--	--	--	--	--	REMOVED	--	-6.800	0.000	
1.000	1.000	0.000	0.000	0.000	not available						
36 D	4.211	1.5440E-03	3.200	21.05	112.0	61.41	PASSIVE	0.000	-7.000	0.000	
1.000	1.000	21.05	0.000	0.000	DI2_165_168_L_0						
37 D	7.513	1.5228E-03	6.400	37.57	115.2	63.09	PASSIVE	0.000	-7.200	0.000	
1.000	1.000	37.57	0.000	0.000	DI2_165_168_L_0						
38 D	10.70	1.4990E-03	9.600	53.51	118.4	64.75	UL-RL	1.8853E+04	-7.400	0.000	
1.000	1.000	53.51	0.000	0.000	DI2_165_168_L_0						
39 D	11.17	1.4729E-03	12.80	55.87	121.6	66.37	UL-RL	1.8853E+04	-7.600	0.000	
1.000	1.000	55.87	0.000	0.000	DI2_165_168_L_0						
40 D	11.58	1.4447E-03	16.00	57.92	124.8	67.96	UL-RL	1.8853E+04	-7.800	0.000	
1.000	1.000	57.92	0.000	0.000	DI2_165_168_L_0						
41 D	11.95	1.4147E-03	19.20	59.75	128.0	69.51	UL-RL	1.8853E+04	-8.000	0.000	
1.000	1.000	59.75	0.000	0.000	DI2_165_168_L_0						
42 D	12.28	1.3831E-03	22.40	61.40	131.2	71.04	UL-RL	1.8853E+04	-8.200	0.000	
1.000	1.000	61.40	0.000	0.000	DI2_165_168_L_0						
43 D	12.59	1.3500E-03	25.60	62.93	134.4	72.55	UL-RL	1.8853E+04	-8.400	0.000	
1.000	1.000	62.93	0.000	0.000	DI2_165_168_L_0						
44 D	12.87	1.3158E-03	28.80	64.34	137.6	74.04	UL-RL	1.8853E+04	-8.600	0.000	
1.000	1.000	64.34	0.000	0.000	DI2_165_168_L_0						
45 D	13.13	1.2805E-03	32.00	65.66	140.8	75.51	UL-RL	1.8853E+04	-8.800	0.000	
1.000	1.000	65.66	0.000	0.000	DI2_165_168_L_0						
46 D	13.38	1.2443E-03	35.20	66.91	144.0	76.97	UL-RL	1.8853E+04	-9.000	0.000	
1.000	1.000	66.91	0.000	0.000	DI2_165_168_L_0						
47 D	13.62	1.2074E-03	38.40	68.09	147.2	78.42	UL-RL	1.8853E+04	-9.200	0.000	
1.000	1.000	68.09	0.000	0.000	DI2_165_168_L_0						
48 D	13.84	1.1699E-03	41.60	69.22	150.4	79.86	UL-RL	1.8853E+04	-9.400	0.000	
1.000	1.000	69.22	0.000	0.000	DI2_165_168_L_0						
49 D	14.06	1.1320E-03	44.80	70.31	153.6	81.29	UL-RL	1.8853E+04	-9.600	0.000	
1.000	1.000	70.31	0.000	0.000	DI2_165_168_L_0						
50 D	14.27	1.0936E-03	48.00	71.37	156.8	82.72	UL-RL	1.8853E+04	-9.800	0.000	
1.000	1.000	71.37	0.000	0.000	DI2_165_168_L_0						
51 D	14.48	1.0550E-03	51.20	72.38	160.0	84.15	UL-RL	1.8853E+04	-10.00	0.000	
1.000	1.000	72.38	0.000	0.000	DI2_165_168_L_0						
52 D	14.66	1.0162E-03	54.40	73.30	163.2	85.71	UL-RL	1.8853E+04	-10.20	0.000	
1.000	1.000	73.30	0.000	0.000	DI2_165_168_L_0						
53 D	14.84	9.7722E-04	57.60	74.19	166.4	87.27	UL-RL	1.8853E+04	-10.40	0.000	
1.000	1.000	74.19	0.000	0.000	DI2_165_168_L_0						
54 D	15.01	9.3815E-04	60.80	75.07	169.6	88.82	UL-RL	1.8853E+04	-10.60	0.000	
1.000	1.000	75.07	0.000	0.000	DI2_165_168_L_0						
55 D	15.18	8.9901E-04	64.00	75.92	172.8	90.38	UL-RL	1.8853E+04	-10.80	0.000	
1.000	1.000	75.92	0.000	0.000	DI2_165_168_L_0						
56 D	15.35	8.5984E-04	67.20	76.77	176.0	91.94	UL-RL	1.8853E+04	-11.00	0.000	
1.000	1.000	76.77	0.000	0.000	DI2_165_168_L_0						
57 D	15.52	8.2066E-04	70.40	77.60	179.2	93.50	UL-RL	1.8853E+04	-11.20	0.000	
1.000	1.000	77.60	0.000	0.000	DI2_165_168_L_0						
58 D	11.76	7.8147E-04	73.60	78.42	182.4	95.06	UL-RL	1.8853E+04	-11.40	0.000	
1.000	1.000	78.42	0.000	0.000	DI2_165_168_L_0						
59 D	3.941	7.6187E-04	75.20	78.83	184.0	95.84	UL-RL	1.8853E+04	-11.50	0.000	
1.000	1.000	78.83	0.000	0.000	DI2_165_168_L_0						

```
+-----------------------------------------------------------------------------------------------------------------------+
|                  PARATIEPLUS(TM)   NLS ENGINE RELEASE  2018.0    FULL VERSION  *Build date:Nov 13, 2017*              |
|                                                                                                                       |
|                         NewProject.BaseDesignSection_28.SLERaraFrequenteQuasiPermanente_1153                          |
|                                 Exe Time : 4 September 2018 18:05:29                                                  |
+-----------------------------------------------------------------------------------------------------------------------+
New Project


S T R E S S   R E S U L T S   F O R   G R O U P   N O.   3

WallElement_33                                                  :
ELEMENT TYPE    2 NO.OF ELEMENTS. IN THIS GROUP   58
C U R R E N T   T I M E   I S     4.0000

 WALL2D ELEMENT

   EL      TA          TB          MA          MB
-----------------------------------------------------
    1 -121.61      121.61    -1.34293E-12 -24.322
    2 -121.03      121.03      24.322     -48.528
    3 -116.89      116.89      48.528     -71.906
    4 -109.64      109.64      71.906     -93.833
    5 -102.45      102.45      93.833     -114.32
    6 -95.397      95.397      114.32     -133.40
    7 -88.515      88.515      133.40     -151.11
    8 -81.823      81.823      151.11     -167.47
    9 -75.325      75.325      167.47     -182.53
   10 -69.018      69.018      182.53     -196.34
   11 -62.890      62.890      196.34     -208.92
   12 -56.929      56.929      208.92     -220.30
   13 -51.114      51.114      220.30     -230.53
   14 -45.427      45.427      230.53     -239.61
   15 -39.846      39.846      239.61     -247.58
   16 -34.347      34.347      247.58     -254.45
   17 -28.907      28.907      254.45     -260.23
   18 -23.503      23.503      260.23     -264.93
   19 -18.109      18.109      264.93     -268.55
   20 -12.702      12.702      268.55     -271.09
   21 -7.2572      7.2572      271.09     -272.55
   22 -1.7505      1.7505      272.55     -272.90
   23  3.8416     -3.8416      272.90     -272.13
   24  9.5423     -9.5423      272.13     -270.22
   25  15.374     -15.374      270.22     -267.14
   26  20.518     -20.518      267.14     -263.04
   27  25.859     -25.859      263.04     -257.87
   28  31.400     -31.400      257.87     -251.59
   29  37.138     -37.138      251.59     -244.16
   30  43.073     -43.073      244.16     -235.55
   31  49.206     -49.206      235.55     -225.70
   32  55.516     -55.516      225.70     -214.60
   33  62.005     -62.005      214.60     -202.20
   34  68.672     -68.672      202.20     -188.47
   35  75.518     -75.518      188.47     -173.36
   36  78.334     -78.334      173.36     -157.70
   37  78.027     -78.027      157.70     -142.09
   38  74.713     -74.713      142.09     -127.15
   39  71.107     -71.107      127.15     -112.93
   40  67.273     -67.273      112.93     -99.472
   41  63.255     -63.255      99.472     -86.821
   42  59.088     -59.088      86.821     -75.004
   43  54.800     -54.800      75.004     -64.044
   44  50.412     -50.412      64.044     -53.961
   45  45.943     -45.943      53.961     -44.773
   46  41.409     -41.409      44.773     -36.491
   47  36.820     -36.820      36.491     -29.127
   48  32.189     -32.189      29.127     -22.689
   49  27.524     -27.524      22.689     -17.184
   50  22.885     -22.885      17.184     -12.607
   51  18.614     -18.614      12.607     -8.8842
   52  14.734     -14.734      8.8842     -5.9376
```

53	11.251	-11.251	5.9376	-3.6875
54	8.1703	-8.1703	3.6875	-2.0534
55	5.4969	-5.4969	2.0534	-0.95403
56	3.2336	-3.2336	0.95403	-0.30731
57	1.3832	-1.3832	0.30731	-3.06762E-02
58	0.30673	-0.30673	3.06762E-02	9.22284E-12

```
+-------------------------------------------------------------------------------------------------------------------------------+
|                   PARATIEPLUS(TM)   NLS ENGINE RELEASE  2018.0    FULL VERSION  *Build date:Nov 13, 2017*                    |
|                                                                                                                               |
|                          NewProject.BaseDesignSection_28.SLERaraFrequenteQuasiPermanente_1153                                 |
|                                   Exe Time : 4 September 2018 18:05:29                                                        |
+-------------------------------------------------------------------------------------------------------------------------------+
New Project


S T R E S S    R E S U L T S    F O R    G R O U P    N O.    4

Tieback_175                                                 :
ELEMENT TYPE    6 NO.OF ELEMENTS. IN THIS GROUP    1
C U R R E N T    T I M E    I S      4.0000

 POST-TENSION 2D-BOUNDARY ELEMENT

         EL    FORCE          d0          EDISPL     pl. eps          K     -ve limit   +ve limit
-------------------------------------------------------------------------------------------------------
 ANCHOR    1   140.42     -1.31907E-03 -1.79575E-04   0.0000       1689.0       0.0000       0.0000     ELASTIC  ORIGINAL
YOUNG MODULUS

 ITER     0 RNORM = 0.000     RMNORM= 0.000
             RINORM=0.4034E+06 RIMNOR=0.3554E+07
             RENORM= 18.64     REMNOR=0.5012E-19 RATIO =0.6797E-02 TOLER =0.1000E-03  NOT CONVERGED
             RFMAX = 121.6     RMMAX = 272.9
             RTSMAL=0.1000E-02 RMSMAL=0.1000E-02
             RDT   =0.4034E+06 RDR   =0.3554E+07
             RATIOT=0.6797E-02 RATIOR= 0.000
             MAX UN=0.1390E-02 IEQ=     1 NODE      1 DOF   1  Y-DISPL.F
             MIN UN=-1.649     IEQ=    71 NODE     36 DOF   1  Y-DISPL.F
             NO. OF CONTACT CONSTRAINT VIOLATIONS     0


 ITER     2 RNORM = 0.000     RMNORM= 0.000
             RINORM=0.4034E+06 RIMNOR=0.3554E+07
             RENORM=0.2028E-02 REMNOR=0.4488E-19 RATIO =0.7091E-04 TOLER =0.1000E-03      CONVERGED !
             RFMAX = 121.6     RMMAX = 272.9
             RTSMAL=0.1000E-02 RMSMAL=0.1000E-02
             RDT   =0.4034E+06 RDR   =0.3554E+07
             RATIOT=0.7091E-04 RATIOR= 0.000
             MAX UN=0.1803E-01 IEQ=     1 NODE      1 DOF   1  Y-DISPL.F
             MIN UN=-.4127E-01 IEQ=    65 NODE     33 DOF   1  Y-DISPL.F
             NO. OF CONTACT CONSTRAINT VIOLATIONS     0
```

```
+-------------------------------------------------------------------------------------------------------------------------+
|                   PARATIEPLUS(TM)   NLS ENGINE RELEASE  2018.0    FULL VERSION  *Build date:Nov 13, 2017*              |
|                                                                                                                         |
|                            NewProject.BaseDesignSection_28.SLERaraFrequenteQuasiPermanente_1153                         |
|                                     Exe Time : 4 September 2018 18:05:29                                                |
+-------------------------------------------------------------------------------------------------------------------------+
New Project
SOLUTION REACHED USING     2 ITERATIONS ON   40

P R I N T   O U T   F O R   T I M E   S T E P    5     ( AT TIME   5.000     )

PRINT OUT OF ACTIVE COMPONENTS (FIXED NODES ARE NOT PRINTED OUT)

          Y-DISPL.F        X-ROT. F
            (02)             (04)           (
    1  -6.3206637E-05   4.7105012E-04
    2   3.0937573E-05   4.7006291E-04
    3   1.2468719E-04   4.6710570E-04
    4   2.1765104E-04   4.6221631E-04
    5   3.0945104E-04   4.5548678E-04
    6   3.9973087E-04   4.4703395E-04
    7   4.8815742E-04   4.3697310E-04
    8   5.7442044E-04   4.2541715E-04
    9   6.5823195E-04   4.1247616E-04
   10   7.3932570E-04   3.9825717E-04
   11   8.1745655E-04   3.8286419E-04
   12   8.9239985E-04   3.6639827E-04
   13   9.6395089E-04   3.4895778E-04
   14   1.0319244E-03   3.3063860E-04
   15   1.0961540E-03   3.1153448E-04
   16   1.1564920E-03   2.9173738E-04
   17   1.2128091E-03   2.7133768E-04
   18   1.2649931E-03   2.5042504E-04
   19   1.3129508E-03   2.2908811E-04
   20   1.3566060E-03   2.0741536E-04
   21   1.3959003E-03   1.8549547E-04
   22   1.4307934E-03   1.6341730E-04
   23   1.4612626E-03   1.4127093E-04
   24   1.4873033E-03   1.1914762E-04
   25   1.5089294E-03   9.7140274E-05
   26   1.5261735E-03   7.5343841E-05
   27   1.5390871E-03   5.3849983E-05
   28   1.5477395E-03   3.2747255E-05
   29   1.5522182E-03   1.2127967E-05
   30   1.5526293E-03  -7.9122592E-06
   31   1.5490985E-03  -2.7274388E-05
   32   1.5417716E-03  -4.5855888E-05
   33   1.5308152E-03  -6.3551257E-05
   34   1.5164175E-03  -8.0251294E-05
   35   1.4987884E-03  -9.5845993E-05
   36   1.4781600E-03  -1.1022732E-04
   37   1.4547830E-03  -1.2332759E-04
   38   1.4289148E-03  -1.3514160E-04
   39   1.4008094E-03  -1.4570970E-04
   40   1.3707097E-03  -1.5509658E-04
   41   1.3388451E-03  -1.6336932E-04
   42   1.3054316E-03  -1.7059694E-04
   43   1.2706713E-03  -1.7685001E-04
   44   1.2347518E-03  -1.8220034E-04
   45   1.1978467E-03  -1.8672067E-04
   46   1.1601141E-03  -1.9048451E-04
   47   1.1216983E-03  -1.9356589E-04
   48   1.0827283E-03  -1.9603921E-04
   49   1.0433182E-03  -1.9797911E-04
   50   1.0035675E-03  -1.9946038E-04
   51   9.6355988E-04  -2.0055741E-04
   52   9.2336438E-04  -2.0134097E-04
   53   8.8304113E-04  -2.0187518E-04
   54   8.4262911E-04  -2.0221756E-04
   55   8.0216353E-04  -2.0241861E-04
   56   7.6166818E-04  -2.0252200E-04
```

```
57   7.2115880E-04  -2.0256438E-04
58   6.8064451E-04  -2.0257545E-04
59   6.6038491E-04  -2.0257594E-04
```

```
+-------------------------------------------------------------------------------------------------------------------------------+
|                   PARATIEPLUS(TM)   NLS ENGINE RELEASE  2018.0    FULL VERSION  *Build date:Nov 13, 2017*                    |
|                                                                                                                               |
|                          NewProject.BaseDesignSection_28.SLERaraFrequenteQuasiPermanente_1153                                 |
|                                   Exe Time : 4 September 2018 18:05:29                                                        |
+-------------------------------------------------------------------------------------------------------------------------------+
New Project


S T R E S S   R E S U L T S   F O R   G R O U P   N O.   1

0_L                                                              :
ELEMENT TYPE    5 NO.OF ELEMENTS. IN THIS GROUP   59
C U R R E N T   T I M E   I S      5.0000

 HARDENING 2D SOIL ELEMENT

 ****** TOTAL STRESS FORMULATION *****

  EL *   FORCE     DISPL-Y  VERTICAL-P  HORIZON.-P     MAX-V-P     MAX-H-P           STATE   STIFFNESS Z-LEVEL      PORE
E FACTOR    UFACTOR       Peq           Su_a         Su_p     LAYER
 ------------------------------------------------------------------------------------------------------------------------------
-------------------------------------------------------------------------------------------
   1 D  1.4150E-03  6.3207E-05  4.2494E-02  1.4150E-02  4.2494E-02   1.633          ACTIVE   0.000       0.000       0.000
1.000       1.000      1.4150E-02   0.000       0.000     DI1_164_167_L_0
   2 D  0.5463     -3.0938E-05   3.284       2.731       3.284       17.36          UL-RL  1.0844E+04 -0.2000       0.000
1.000       1.000       2.731       0.000       0.000     DI1_164_167_L_0
   3 D   4.112     -1.2469E-04   6.689       20.56       6.689       35.36          UL-RL  1.0844E+04 -0.4000       0.000
1.000       1.000       20.56       0.000       0.000     DI1_164_167_L_0
   4 D   7.231     -2.1765E-04   10.30       36.15       10.30       51.12          UL-RL  1.0844E+04 -0.6000       0.000
1.000       1.000       36.15       0.000       0.000     DI1_164_167_L_0
   5 D   7.167     -3.0945E-04   14.07       35.83       14.07       50.96          UL-RL  1.0844E+04 -0.8000       0.000
1.000       1.000       35.83       0.000       0.000     DI1_164_167_L_0
   6 D   7.040     -3.9973E-04   17.90       35.20       17.90       50.49          UL-RL  1.0844E+04  -1.000       0.000
1.000       1.000       35.20       0.000       0.000     DI1_164_167_L_0
   7 D   6.874     -4.8816E-04   21.73       34.37       21.73       49.83          UL-RL  1.0844E+04  -1.200       0.000
1.000       1.000       34.37       0.000       0.000     DI1_164_167_L_0
   8 D   6.690     -5.7442E-04   25.59       33.45       25.59       49.07          UL-RL  1.0844E+04  -1.400       0.000
1.000       1.000       33.45       0.000       0.000     DI1_164_167_L_0
   9 D   6.500     -6.5823E-04   29.87       32.50       29.87       48.28          UL-RL  1.0844E+04  -1.600       0.000
1.000       1.000       32.50       0.000       0.000     DI1_164_167_L_0
  10 D   6.315     -7.3933E-04   33.96       31.57       33.96       47.51          UL-RL  1.0844E+04  -1.800       0.000
1.000       1.000       31.57       0.000       0.000     DI1_164_167_L_0
  11 D   6.140     -8.1746E-04   37.91       30.70       37.91       46.79          UL-RL  1.0844E+04  -2.000       0.000
1.000       1.000       30.70       0.000       0.000     DI1_164_167_L_0
  12 D   5.980     -8.9240E-04   41.75       29.90       41.75       46.13          UL-RL  1.0844E+04  -2.200       0.000
1.000       1.000       29.90       0.000       0.000     DI1_164_167_L_0
  13 D   5.837     -9.6395E-04   45.50       29.19       45.50       45.56          UL-RL  1.0844E+04  -2.400       0.000
1.000       1.000       29.19       0.000       0.000     DI1_164_167_L_0
  14 D   5.715     -1.0319E-03   49.18       28.58       49.18       45.08          UL-RL  1.0844E+04  -2.600       0.000
1.000       1.000       28.58       0.000       0.000     DI1_164_167_L_0
  15 D   5.615     -1.0962E-03   52.81       28.07       52.81       44.71          UL-RL  1.0844E+04  -2.800       0.000
1.000       1.000       28.07       0.000       0.000     DI1_164_167_L_0
  16 D   5.537     -1.1565E-03   56.40       27.69       56.40       44.43          UL-RL  1.0844E+04  -3.000       0.000
1.000       1.000       27.69       0.000       0.000     DI1_164_167_L_0
  17 D   5.484     -1.2128E-03   60.10       27.42       60.10       44.27          UL-RL  1.0844E+04  -3.200       0.000
1.000       1.000       27.42       0.000       0.000     DI1_164_167_L_0
  18 D   5.454     -1.2650E-03   63.60       27.27       63.60       44.21          UL-RL  1.0844E+04  -3.400       0.000
1.000       1.000       27.27       0.000       0.000     DI1_164_167_L_0
  19 D   5.448     -1.3130E-03   67.08       27.24       67.08       44.26          UL-RL  1.0844E+04  -3.600       0.000
1.000       1.000       27.24       0.000       0.000     DI1_164_167_L_0
  20 D   5.467     -1.3566E-03   70.54       27.33       70.54       44.42          UL-RL  1.0844E+04  -3.800       0.000
1.000       1.000       27.33       0.000       0.000     DI1_164_167_L_0
  21 D   5.510     -1.3959E-03   73.85       27.55       73.85       44.68          UL-RL  1.0844E+04  -4.000       0.000
1.000       1.000       27.55       0.000       0.000     DI1_164_167_L_0
  22 D   5.577     -1.4308E-03   77.28       27.88       77.28       45.04          UL-RL  1.0844E+04  -4.200       0.000
1.000       1.000       27.88       0.000       0.000     DI1_164_167_L_0
  23 D   5.668     -1.4613E-03   80.69       28.34       80.69       45.51          UL-RL  1.0844E+04  -4.400       0.000
1.000       1.000       28.34       0.000       0.000     DI1_164_167_L_0
  24 D   5.782     -1.4873E-03   84.09       28.91       84.09       46.07          UL-RL  1.0844E+04  -4.600       0.000
1.000       1.000       28.91       0.000       0.000     DI1_164_167_L_0
```

25 D	5.918	-1.5089E-03	87.48	29.59	87.48	46.72	UL-RL	1.0844E+04	-4.800	0.000	
1.000	1.000	29.59	0.000	0.000	DI1_164_167_L_0						
26 D	5.364	-1.5262E-03	90.86	26.82	90.86	49.80	UL-RL	2.6137E+04	-5.000	0.000	
1.000	1.000	26.82	0.000	0.000	DI2_165_168_L_0						
27 D	5.575	-1.5391E-03	94.22	27.88	94.22	49.70	UL-RL	2.6137E+04	-5.200	0.000	
1.000	1.000	27.88	0.000	0.000	DI2_165_168_L_0						
28 D	5.786	-1.5477E-03	97.58	28.93	97.58	49.77	UL-RL	2.6137E+04	-5.400	0.000	
1.000	1.000	28.93	0.000	0.000	DI2_165_168_L_0						
29 D	5.997	-1.5522E-03	100.9	29.98	100.9	50.30	UL-RL	2.6137E+04	-5.600	0.000	
1.000	1.000	29.98	0.000	0.000	DI2_165_168_L_0						
30 D	6.207	-1.5526E-03	104.3	31.03	104.3	51.80	UL-RL	2.6137E+04	-5.800	0.000	
1.000	1.000	31.03	0.000	0.000	DI2_165_168_L_0						
31 D	6.417	-1.5491E-03	107.6	32.08	107.6	53.32	UL-RL	2.6137E+04	-6.000	0.000	
1.000	1.000	32.08	0.000	0.000	DI2_165_168_L_0						
32 D	6.607	-1.5418E-03	110.6	33.03	110.6	54.83	UL-RL	2.6137E+04	-6.200	0.000	
1.000	1.000	33.03	0.000	0.000	DI2_165_168_L_0						
33 D	6.797	-1.5308E-03	113.7	33.99	113.7	56.35	UL-RL	2.6137E+04	-6.400	0.000	
1.000	1.000	33.99	0.000	0.000	DI2_165_168_L_0						
34 D	6.988	-1.5164E-03	116.7	34.94	116.7	57.88	UL-RL	2.6137E+04	-6.600	0.000	
1.000	1.000	34.94	0.000	0.000	DI2_165_168_L_0						
35 D	7.179	-1.4988E-03	119.7	35.90	119.7	59.41	UL-RL	2.6137E+04	-6.800	0.000	
1.000	1.000	35.90	0.000	0.000	DI2_165_168_L_0						
36 D	7.371	-1.4782E-03	122.8	36.85	122.8	60.94	UL-RL	2.6137E+04	-7.000	0.000	
1.000	1.000	36.85	0.000	0.000	DI2_165_168_L_0						
37 D	7.562	-1.4548E-03	125.8	37.81	125.8	62.47	UL-RL	2.6137E+04	-7.200	0.000	
1.000	1.000	37.81	0.000	0.000	DI2_165_168_L_0						
38 D	7.754	-1.4289E-03	128.9	38.77	128.9	64.01	UL-RL	2.6137E+04	-7.400	0.000	
1.000	1.000	38.77	0.000	0.000	DI2_165_168_L_0						
39 D	7.945	-1.4008E-03	132.0	39.73	132.0	65.55	UL-RL	2.6137E+04	-7.600	0.000	
1.000	1.000	39.73	0.000	0.000	DI2_165_168_L_0						
40 D	8.137	-1.3707E-03	135.0	40.68	135.0	67.09	UL-RL	2.6137E+04	-7.800	0.000	
1.000	1.000	40.68	0.000	0.000	DI2_165_168_L_0						
41 D	8.329	-1.3388E-03	138.1	41.64	138.1	68.64	UL-RL	2.6137E+04	-8.000	0.000	
1.000	1.000	41.64	0.000	0.000	DI2_165_168_L_0						
42 D	8.520	-1.3054E-03	141.2	42.60	141.2	70.18	UL-RL	2.6137E+04	-8.200	0.000	
1.000	1.000	42.60	0.000	0.000	DI2_165_168_L_0						
43 D	8.712	-1.2707E-03	144.3	43.56	144.3	71.73	UL-RL	2.6137E+04	-8.400	0.000	
1.000	1.000	43.56	0.000	0.000	DI2_165_168_L_0						
44 D	8.903	-1.2348E-03	147.4	44.52	147.4	73.28	UL-RL	2.6137E+04	-8.600	0.000	
1.000	1.000	44.52	0.000	0.000	DI2_165_168_L_0						
45 D	9.095	-1.1978E-03	150.5	45.47	150.5	74.83	UL-RL	2.6137E+04	-8.800	0.000	
1.000	1.000	45.47	0.000	0.000	DI2_165_168_L_0						
46 D	9.286	-1.1601E-03	153.6	46.43	153.6	76.38	UL-RL	2.6137E+04	-9.000	0.000	
1.000	1.000	46.43	0.000	0.000	DI2_165_168_L_0						
47 D	9.478	-1.1217E-03	156.7	47.39	156.7	77.93	UL-RL	2.6137E+04	-9.200	0.000	
1.000	1.000	47.39	0.000	0.000	DI2_165_168_L_0						
48 D	9.670	-1.0827E-03	159.8	48.35	159.8	79.48	UL-RL	2.6137E+04	-9.400	0.000	
1.000	1.000	48.35	0.000	0.000	DI2_165_168_L_0						
49 D	9.861	-1.0433E-03	163.0	49.31	163.0	81.04	UL-RL	2.6137E+04	-9.600	0.000	
1.000	1.000	49.31	0.000	0.000	DI2_165_168_L_0						
50 D	10.11	-1.0036E-03	166.1	50.53	166.1	82.59	UL-RL	2.6137E+04	-9.800	0.000	
1.000	1.000	50.53	0.000	0.000	DI2_165_168_L_0						
51 D	10.68	-9.6356E-04	169.2	53.42	169.2	84.15	UL-RL	2.6137E+04	-10.00	0.000	
1.000	1.000	53.42	0.000	0.000	DI2_165_168_L_0						
52 D	11.26	-9.2336E-04	172.3	56.32	172.3	85.71	UL-RL	2.6137E+04	-10.20	0.000	
1.000	1.000	56.32	0.000	0.000	DI2_165_168_L_0						
53 D	11.85	-8.8304E-04	175.5	59.24	175.5	87.27	UL-RL	2.6137E+04	-10.40	0.000	
1.000	1.000	59.24	0.000	0.000	DI2_165_168_L_0						
54 D	12.43	-8.4263E-04	178.6	62.16	178.6	88.82	UL-RL	2.6137E+04	-10.60	0.000	
1.000	1.000	62.16	0.000	0.000	DI2_165_168_L_0						
55 D	13.02	-8.0216E-04	181.8	65.09	181.8	90.38	UL-RL	2.6137E+04	-10.80	0.000	
1.000	1.000	65.09	0.000	0.000	DI2_165_168_L_0						
56 D	13.60	-7.6167E-04	184.9	68.02	184.9	91.94	UL-RL	2.6137E+04	-11.00	0.000	
1.000	1.000	68.02	0.000	0.000	DI2_165_168_L_0						
57 D	14.19	-7.2116E-04	188.0	70.95	188.0	93.50	UL-RL	2.6137E+04	-11.20	0.000	
1.000	1.000	70.95	0.000	0.000	DI2_165_168_L_0						
58 D	11.08	-6.8064E-04	191.2	73.88	191.2	95.06	UL-RL	2.6137E+04	-11.40	0.000	
1.000	1.000	73.88	0.000	0.000	DI2_165_168_L_0						
59 D	3.767	-6.6038E-04	192.8	75.34	192.8	95.84	UL-RL	2.6137E+04	-11.50	0.000	
1.000	1.000	75.34	0.000	0.000	DI2_165_168_L_0						

```
+-----------------------------------------------------------------------------------------------------------------------+
|                  PARATIEPLUS(TM)   NLS ENGINE RELEASE  2018.0    FULL VERSION  *Build date:Nov 13, 2017*              |
|                                                                                                                       |
|                         NewProject.BaseDesignSection_28.SLERaraFrequenteQuasiPermanente_1153                          |
|                                 Exe Time : 4 September 2018 18:05:30                                                  |
+-----------------------------------------------------------------------------------------------------------------------+
New Project


S T R E S S   R E S U L T S   F O R   G R O U P   N O.   2

0_R                                                                  :
ELEMENT TYPE    5 NO.OF ELEMENTS. IN THIS GROUP   59
C U R R E N T   T I M E   I S     5.0000

 HARDENING 2D SOIL ELEMENT

 ****** TOTAL STRESS FORMULATION *****

 EL *   FORCE     DISPL-Y  VERTICAL-P  HORIZON.-P     MAX-V-P     MAX-H-P          STATE   STIFFNESS Z-LEVEL      PORE
E FACTOR    UFACTOR       Peq          Su_a        Su_p     LAYER
 ---------------------------------------------------------------------------------------------------------------------------
-----------------------------------------------------------------------------------------------
   1     0.000         --          --          --          --          --          REMOVED     --        0.000       0.000
1.000       1.000       0.000       0.000       0.000     not available
   2     0.000         --          --          --          --          --          REMOVED     --      -0.2000       0.000
1.000       1.000       0.000       0.000       0.000     not available
   3     0.000         --          --          --          --          --          REMOVED     --      -0.4000       0.000
1.000       1.000       0.000       0.000       0.000     not available
   4     0.000         --          --          --          --          --          REMOVED     --      -0.6000       0.000
1.000       1.000       0.000       0.000       0.000     not available
   5     0.000         --          --          --          --          --          REMOVED     --      -0.8000       0.000
1.000       1.000       0.000       0.000       0.000     not available
   6     0.000         --          --          --          --          --          REMOVED     --       -1.000       0.000
1.000       1.000       0.000       0.000       0.000     not available
   7     0.000         --          --          --          --          --          REMOVED     --       -1.200       0.000
1.000       1.000       0.000       0.000       0.000     not available
   8     0.000         --          --          --          --          --          REMOVED     --       -1.400       0.000
1.000       1.000       0.000       0.000       0.000     not available
   9     0.000         --          --          --          --          --          REMOVED     --       -1.600       0.000
1.000       1.000       0.000       0.000       0.000     not available
  10     0.000         --          --          --          --          --          REMOVED     --       -1.800       0.000
1.000       1.000       0.000       0.000       0.000     not available
  11     0.000         --          --          --          --          --          REMOVED     --       -2.000       0.000
1.000       1.000       0.000       0.000       0.000     not available
  12     0.000         --          --          --          --          --          REMOVED     --       -2.200       0.000
1.000       1.000       0.000       0.000       0.000     not available
  13     0.000         --          --          --          --          --          REMOVED     --       -2.400       0.000
1.000       1.000       0.000       0.000       0.000     not available
  14     0.000         --          --          --          --          --          REMOVED     --       -2.600       0.000
1.000       1.000       0.000       0.000       0.000     not available
  15     0.000         --          --          --          --          --          REMOVED     --       -2.800       0.000
1.000       1.000       0.000       0.000       0.000     not available
  16     0.000         --          --          --          --          --          REMOVED     --       -3.000       0.000
1.000       1.000       0.000       0.000       0.000     not available
  17     0.000         --          --          --          --          --          REMOVED     --       -3.200       0.000
1.000       1.000       0.000       0.000       0.000     not available
  18     0.000         --          --          --          --          --          REMOVED     --       -3.400       0.000
1.000       1.000       0.000       0.000       0.000     not available
  19     0.000         --          --          --          --          --          REMOVED     --       -3.600       0.000
1.000       1.000       0.000       0.000       0.000     not available
  20     0.000         --          --          --          --          --          REMOVED     --       -3.800       0.000
1.000       1.000       0.000       0.000       0.000     not available
  21     0.000         --          --          --          --          --          REMOVED     --       -4.000       0.000
1.000       1.000       0.000       0.000       0.000     not available
  22     0.000         --          --          --          --          --          REMOVED     --       -4.200       0.000
1.000       1.000       0.000       0.000       0.000     not available
  23     0.000         --          --          --          --          --          REMOVED     --       -4.400       0.000
1.000       1.000       0.000       0.000       0.000     not available
  24     0.000         --          --          --          --          --          REMOVED     --       -4.600       0.000
1.000       1.000       0.000       0.000       0.000     not available
```

25	0.000	--	--	--	--	--	REMOVED	--	-4.800	0.000	
1.000	1.000	0.000	0.000	0.000	not available						
26	0.000	--	--	--	--	--	REMOVED	--	-5.000	0.000	
1.000	1.000	0.000	0.000	0.000	not available						
27	0.000	--	--	--	--	--	REMOVED	--	-5.200	0.000	
1.000	1.000	0.000	0.000	0.000	not available						
28	0.000	--	--	--	--	--	REMOVED	--	-5.400	0.000	
1.000	1.000	0.000	0.000	0.000	not available						
29	0.000	--	--	--	--	--	REMOVED	--	-5.600	0.000	
1.000	1.000	0.000	0.000	0.000	not available						
30	0.000	--	--	--	--	--	REMOVED	--	-5.800	0.000	
1.000	1.000	0.000	0.000	0.000	not available						
31	0.000	--	--	--	--	--	REMOVED	--	-6.000	0.000	
1.000	1.000	0.000	0.000	0.000	not available						
32	0.000	--	--	--	--	--	REMOVED	--	-6.200	0.000	
1.000	1.000	0.000	0.000	0.000	not available						
33 D	0.000	1.5308E-03	1.600	0.000	1.600	0.8000	ACTIVE	0.000	-6.400	0.000	
1.000	1.000	0.000	0.000	0.000	DI2_165_168_L_0						
34 D	0.2709	1.5164E-03	4.800	1.354	4.800	2.400	UL-RL	1.7040E+04	-6.600	0.000	
1.000	1.000	1.354	0.000	0.000	DI2_165_168_L_0						
35 D	0.5832	1.4988E-03	8.000	2.916	8.000	4.000	UL-RL	1.7040E+04	-6.800	0.000	
1.000	1.000	2.916	0.000	0.000	DI2_165_168_L_0						
36 D	5.635	1.4782E-03	11.20	28.18	112.0	61.41	UL-RL	1.7040E+04	-7.000	0.000	
1.000	1.000	28.18	0.000	0.000	DI2_165_168_L_0						
37 D	8.639	1.4548E-03	14.40	43.20	115.2	63.09	UL-RL	1.7040E+04	-7.200	0.000	
1.000	1.000	43.20	0.000	0.000	DI2_165_168_L_0						
38 D	11.66	1.4289E-03	17.60	58.28	118.4	64.75	UL-RL	1.7040E+04	-7.400	0.000	
1.000	1.000	58.28	0.000	0.000	DI2_165_168_L_0						
39 D	12.01	1.4008E-03	20.80	60.06	121.6	66.37	UL-RL	1.7040E+04	-7.600	0.000	
1.000	1.000	60.06	0.000	0.000	DI2_165_168_L_0						
40 D	12.34	1.3707E-03	24.00	61.68	124.8	67.96	UL-RL	1.7040E+04	-7.800	0.000	
1.000	1.000	61.68	0.000	0.000	DI2_165_168_L_0						
41 D	12.63	1.3388E-03	27.20	63.17	128.0	69.51	UL-RL	1.7040E+04	-8.000	0.000	
1.000	1.000	63.17	0.000	0.000	DI2_165_168_L_0						
42 D	12.91	1.3054E-03	30.40	64.55	131.2	71.04	UL-RL	1.7040E+04	-8.200	0.000	
1.000	1.000	64.55	0.000	0.000	DI2_165_168_L_0						
43 D	13.17	1.2707E-03	33.60	65.84	134.4	72.55	UL-RL	1.7040E+04	-8.400	0.000	
1.000	1.000	65.84	0.000	0.000	DI2_165_168_L_0						
44 D	13.41	1.2348E-03	36.80	67.06	137.6	74.04	UL-RL	1.7040E+04	-8.600	0.000	
1.000	1.000	67.06	0.000	0.000	DI2_165_168_L_0						
45 D	13.64	1.1978E-03	40.00	68.21	140.8	75.51	UL-RL	1.7040E+04	-8.800	0.000	
1.000	1.000	68.21	0.000	0.000	DI2_165_168_L_0						
46 D	13.86	1.1601E-03	43.20	69.31	144.0	76.97	UL-RL	1.7040E+04	-9.000	0.000	
1.000	1.000	69.31	0.000	0.000	DI2_165_168_L_0						
47 D	14.07	1.1217E-03	46.40	70.36	147.2	78.42	UL-RL	1.7040E+04	-9.200	0.000	
1.000	1.000	70.36	0.000	0.000	DI2_165_168_L_0						
48 D	14.27	1.0827E-03	49.60	71.37	150.4	79.86	UL-RL	1.7040E+04	-9.400	0.000	
1.000	1.000	71.37	0.000	0.000	DI2_165_168_L_0						
49 D	14.47	1.0433E-03	52.80	72.35	153.6	81.29	UL-RL	1.7040E+04	-9.600	0.000	
1.000	1.000	72.35	0.000	0.000	DI2_165_168_L_0						
50 D	14.66	1.0036E-03	56.00	73.31	156.8	82.72	UL-RL	1.7040E+04	-9.800	0.000	
1.000	1.000	73.31	0.000	0.000	DI2_165_168_L_0						
51 D	14.85	9.6356E-04	59.20	74.23	160.0	84.15	UL-RL	1.7040E+04	-10.00	0.000	
1.000	1.000	74.23	0.000	0.000	DI2_165_168_L_0						
52 D	15.01	9.2336E-04	62.40	75.06	163.2	85.71	UL-RL	1.7040E+04	-10.20	0.000	
1.000	1.000	75.06	0.000	0.000	DI2_165_168_L_0						
53 D	15.18	8.8304E-04	65.60	75.88	166.4	87.27	UL-RL	1.7040E+04	-10.40	0.000	
1.000	1.000	75.88	0.000	0.000	DI2_165_168_L_0						
54 D	15.34	8.4263E-04	68.80	76.68	169.6	88.82	UL-RL	1.7040E+04	-10.60	0.000	
1.000	1.000	76.68	0.000	0.000	DI2_165_168_L_0						
55 D	15.49	8.0216E-04	72.00	77.46	172.8	90.38	UL-RL	1.7040E+04	-10.80	0.000	
1.000	1.000	77.46	0.000	0.000	DI2_165_168_L_0						
56 D	15.65	7.6167E-04	75.20	78.24	176.0	91.94	UL-RL	1.7040E+04	-11.00	0.000	
1.000	1.000	78.24	0.000	0.000	DI2_165_168_L_0						
57 D	15.80	7.2116E-04	78.40	79.01	179.2	93.50	UL-RL	1.7040E+04	-11.20	0.000	
1.000	1.000	79.01	0.000	0.000	DI2_165_168_L_0						
58 D	11.97	6.8064E-04	81.60	79.77	182.4	95.06	UL-RL	1.7040E+04	-11.40	0.000	
1.000	1.000	79.77	0.000	0.000	DI2_165_168_L_0						
59 D	4.007	6.6038E-04	83.20	80.15	184.0	95.84	UL-RL	1.7040E+04	-11.50	0.000	
1.000	1.000	80.15	0.000	0.000	DI2_165_168_L_0						

```
+-----------------------------------------------------------------------------------------------------------------------+
|                  PARATIEPLUS(TM)   NLS ENGINE RELEASE  2018.0    FULL VERSION  *Build date:Nov 13, 2017*              |
|                                                                                                                       |
|                         NewProject.BaseDesignSection_28.SLERaraFrequenteQuasiPermanente_1153                          |
|                                 Exe Time : 4 September 2018 18:05:30                                                  |
+-----------------------------------------------------------------------------------------------------------------------+
New Project


S T R E S S   R E S U L T S   F O R   G R O U P   N O.   3

WallElement_33                                                  :
ELEMENT TYPE    2 NO.OF ELEMENTS. IN THIS GROUP   58
C U R R E N T   T I M E   I S     5.0000

 WALL2D ELEMENT

   EL      TA          TB          MA          MB
-----------------------------------------------------
    1 -121.65      121.65    -3.78719E-12 -24.330
    2 -121.10      121.10      24.330     -48.551
    3 -116.99      116.99      48.551     -71.949
    4 -109.76      109.76      71.949     -93.902
    5 -102.59      102.59      93.902     -114.42
    6 -95.555      95.555      114.42     -133.53
    7 -88.681      88.681      133.53     -151.27
    8 -81.991      81.991      151.27     -167.67
    9 -75.491      75.491      167.67     -182.76
   10 -69.177      69.177      182.76     -196.60
   11 -63.037      63.037      196.60     -209.21
   12 -57.057      57.057      209.21     -220.62
   13 -51.220      51.220      220.62     -230.86
   14 -45.505      45.505      230.86     -239.96
   15 -39.890      39.890      239.96     -247.94
   16 -34.352      34.352      247.94     -254.81
   17 -28.869      28.869      254.81     -260.59
   18 -23.415      23.415      260.59     -265.27
   19 -17.967      17.967      265.27     -268.86
   20 -12.500      12.500      268.86     -271.36
   21 -6.9903      6.9903      271.36     -272.76
   22 -1.4134      1.4134      272.76     -273.04
   23  4.2543     -4.2543      273.04     -272.19
   24  10.036     -10.036      272.19     -270.19
   25  15.954     -15.954      270.19     -266.99
   26  21.318     -21.318      266.99     -262.73
   27  26.893     -26.893      262.73     -257.35
   28  32.679     -32.679      257.35     -250.82
   29  38.676     -38.676      250.82     -243.08
   30  44.883     -44.883      243.08     -234.10
   31  51.300     -51.300      234.10     -223.84
   32  57.906     -57.906      223.84     -212.26
   33  64.745     -64.745      212.26     -199.31
   34  71.462     -71.462      199.31     -185.02
   35  78.058     -78.058      185.02     -169.41
   36  79.793     -79.793      169.41     -153.45
   37  78.716     -78.716      153.45     -137.71
   38  74.813     -74.813      137.71     -122.75
   39  70.746     -70.746      122.75     -108.60
   40  66.546     -66.546      108.60     -95.287
   41  62.240     -62.240      95.287     -82.839
   42  57.850     -57.850      82.839     -71.269
   43  53.392     -53.392      71.269     -60.591
   44  48.884     -48.884      60.591     -50.814
   45  44.337     -44.337      50.814     -41.947
   46  39.762     -39.762      41.947     -33.995
   47  35.168     -35.168      33.995     -26.961
   48  30.563     -30.563      26.961     -20.849
   49  25.953     -25.953      20.849     -15.658
   50  21.397     -21.397      15.658     -11.379
   51  17.234     -17.234      11.379     -7.9318
   52  13.486     -13.486      7.9318     -5.2348
```

53	10.158	-10.158	5.2348	-3.2031
54	7.2555	-7.2555	3.2031	-1.7520
55	4.7805	-4.7805	1.7520	-0.79591
56	2.7358	-2.7358	0.79591	-0.24875
57	1.1237	-1.1237	0.24875	-2.40132E-02
58	0.24011	-0.24011	2.40132E-02	1.51346E-11

```
+-------------------------------------------------------------------------------------------------------------------------------+
|                   PARATIEPLUS(TM)   NLS ENGINE RELEASE  2018.0    FULL VERSION  *Build date:Nov 13, 2017*                    |
|                                                                                                                               |
|                            NewProject.BaseDesignSection_28.SLERaraFrequenteQuasiPermanente_1153                               |
|                                     Exe Time : 4 September 2018 18:05:30                                                      |
+-------------------------------------------------------------------------------------------------------------------------------+
New Project


S T R E S S    R E S U L T S    F O R    G R O U P    N O.    4

Tieback_175                                                 :
ELEMENT TYPE    6 NO.OF ELEMENTS. IN THIS GROUP    1
C U R R E N T    T I M E    I S      5.0000

 POST-TENSION 2D-BOUNDARY ELEMENT

         EL    FORCE          d0          EDISPL     pl. eps          K     -ve limit   +ve limit
-------------------------------------------------------------------------------------------------------
 ANCHOR    1   140.45     -1.31907E-03 -1.64062E-04   0.0000       1689.0       0.0000       0.0000     ELASTIC  ORIGINAL
YOUNG MODULUS

 ITER     0 RNORM = 0.000     RMNORM= 0.000
             RINORM=0.4058E+06 RIMNOR=0.3526E+07
             RENORM=0.2028E-02 REMNOR=0.4488E-19 RATIO =0.7069E-04 TOLER =0.1000E-03      CONVERGED !
             RFMAX = 121.7     RMMAX = 273.0
             RTSMAL=0.1000E-02 RMSMAL=0.1000E-02
             RDT   =0.4058E+06 RDR   =0.3526E+07
             RATIOT=0.7069E-04 RATIOR= 0.000
             MAX UN=0.1803E-01 IEQ=     1 NODE      1 DOF   1  Y-DISPL.F
             MIN UN=-.4127E-01 IEQ=    65 NODE     33 DOF   1  Y-DISPL.F
             NO. OF CONTACT CONSTRAINT VIOLATIONS     0


 ITER     1 RNORM = 0.000     RMNORM= 0.000
             RINORM=0.4058E+06 RIMNOR=0.3526E+07
             RENORM=0.4244E-06 REMNOR=0.3951E-19 RATIO =0.1023E-05 TOLER =0.1000E-03      CONVERGED !
             RFMAX = 121.7     RMMAX = 273.0
             RTSMAL=0.1000E-02 RMSMAL=0.1000E-02
             RDT   =0.4058E+06 RDR   =0.3526E+07
             RATIOT=0.1023E-05 RATIOR= 0.000
             MAX UN=0.4790E-03 IEQ=     1 NODE      1 DOF   1  Y-DISPL.F
             MIN UN=-.4415E-03 IEQ=    65 NODE     33 DOF   1  Y-DISPL.F
             NO. OF CONTACT CONSTRAINT VIOLATIONS     0


 ITER     2 RNORM = 0.000     RMNORM= 0.000
             RINORM=0.4058E+06 RIMNOR=0.3526E+07
             RENORM=0.2618E-16 REMNOR=0.5628E-19 RATIO =0.8032E-11 TOLER =0.1000E-03      CONVERGED !
             RFMAX = 121.7     RMMAX = 273.0
             RTSMAL=0.1000E-02 RMSMAL=0.1000E-02
             RDT   =0.4058E+06 RDR   =0.3526E+07
             RATIOT=0.8032E-11 RATIOR= 0.000
             MAX UN=0.2164E-08 IEQ=   117 NODE     59 DOF   1  Y-DISPL.F
             MIN UN=-.2246E-08 IEQ=   115 NODE     58 DOF   1  Y-DISPL.F
             NO. OF CONTACT CONSTRAINT VIOLATIONS     0
```

```
+-------------------------------------------------------------------------------------------------------------------------+
|                   PARATIEPLUS(TM)   NLS ENGINE RELEASE  2018.0    FULL VERSION  *Build date:Nov 13, 2017*               |
|                                                                                                                         |
|                            NewProject.BaseDesignSection_28.SLERaraFrequenteQuasiPermanente_1153                         |
|                                     Exe Time : 4 September 2018 18:05:30                                                |
+-------------------------------------------------------------------------------------------------------------------------+
New Project
SOLUTION REACHED USING     2 ITERATIONS ON   40

P R I N T   O U T   F O R   T I M E   S T E P    6     ( AT TIME   6.000     )

PRINT OUT OF ACTIVE COMPONENTS (FIXED NODES ARE NOT PRINTED OUT)

          Y-DISPL.F        X-ROT. F
            (02)             (04)           (
    1  -6.2750444E-05   4.7092332E-04
    2   3.1368415E-05   4.6993625E-04
    3   1.2509274E-04   4.6697946E-04
    4   2.1803140E-04   4.6209075E-04
    5   3.0980638E-04   4.5536214E-04
    6   4.0006139E-04   4.4691047E-04
    7   4.8846338E-04   4.3685100E-04
    8   5.7470213E-04   4.2529664E-04
    9   6.5848972E-04   4.1235744E-04
   10   7.3955992E-04   3.9814045E-04
   11   8.1766764E-04   3.8274963E-04
   12   8.9258826E-04   3.6628606E-04
   13   9.6411710E-04   3.4884807E-04
   14   1.0320689E-03   3.3053156E-04
   15   1.0962774E-03   3.1143027E-04
   16   1.1565948E-03   2.9163614E-04
   17   1.2128920E-03   2.7123958E-04
   18   1.2650568E-03   2.5033020E-04
   19   1.3129958E-03   2.2899668E-04
   20   1.3566331E-03   2.0732748E-04
   21   1.3959101E-03   1.8541128E-04
   22   1.4307868E-03   1.6333693E-04
   23   1.4612404E-03   1.4119453E-04
   24   1.4872662E-03   1.1907532E-04
   25   1.5088782E-03   9.7072213E-05
   26   1.5261091E-03   7.5280161E-05
   27   1.5390104E-03   5.3790827E-05
   28   1.5476515E-03   3.2692774E-05
   29   1.5521198E-03   1.2078318E-05
   30   1.5525214E-03  -7.9569108E-06
   31   1.5489822E-03  -2.7313869E-05
   32   1.5416480E-03  -4.5890014E-05
   33   1.5306853E-03  -6.3579836E-05
   34   1.5162824E-03  -8.0274456E-05
   35   1.4986492E-03  -9.5864188E-05
   36   1.4780176E-03  -1.1024097E-04
   37   1.4546383E-03  -1.2333712E-04
   38   1.4287686E-03  -1.3514740E-04
   39   1.4006624E-03  -1.4571215E-04
   40   1.3705624E-03  -1.5509601E-04
   41   1.3386982E-03  -1.6336606E-04
   42   1.3052857E-03  -1.7059131E-04
   43   1.2705267E-03  -1.7684231E-04
   44   1.2346089E-03  -1.8219082E-04
   45   1.1977058E-03  -1.8670958E-04
   46   1.1599757E-03  -1.9047209E-04
   47   1.1215625E-03  -1.9355234E-04
   48   1.0825953E-03  -1.9602471E-04
   49   1.0431881E-03  -1.9796385E-04
   50   1.0034405E-03  -1.9944450E-04
   51   9.6343615E-04  -2.0054105E-04
   52   9.2324395E-04  -2.0132424E-04
   53   8.8292408E-04  -2.0185819E-04
   54   8.4251548E-04  -2.0220038E-04
   55   8.0205335E-04  -2.0240132E-04
   56   7.6156146E-04  -2.0250464E-04
```

```
57   7.2105556E-04  -2.0254699E-04
58   6.8054475E-04  -2.0255805E-04
59   6.6028688E-04  -2.0255854E-04
```

```
+-------------------------------------------------------------------------------------------------------------------------------+
|                   PARATIEPLUS(TM)   NLS ENGINE RELEASE  2018.0    FULL VERSION  *Build date:Nov 13, 2017*                    |
|                                                                                                                               |
|                          NewProject.BaseDesignSection_28.SLERaraFrequenteQuasiPermanente_1153                                 |
|                                   Exe Time : 4 September 2018 18:05:30                                                        |
+-------------------------------------------------------------------------------------------------------------------------------+
New Project


S T R E S S   R E S U L T S   F O R   G R O U P   N O.   1

0_L                                                          :
ELEMENT TYPE    5 NO.OF ELEMENTS. IN THIS GROUP   59
C U R R E N T   T I M E   I S      6.0000

 HARDENING 2D SOIL ELEMENT

 ****** TOTAL STRESS FORMULATION *****

  EL *   FORCE     DISPL-Y  VERTICAL-P  HORIZON.-P     MAX-V-P     MAX-H-P           STATE   STIFFNESS Z-LEVEL      PORE
E FACTOR    UFACTOR       Peq           Su_a         Su_p     LAYER
 ------------------------------------------------------------------------------------------------------------------------------
-------------------------------------------------------------------------------------------
   1 D  1.4150E-03  6.2750E-05  4.2494E-02  1.4150E-02  4.2494E-02   1.633          ACTIVE   0.000       0.000       0.000
1.000       1.000      1.4150E-02   0.000       0.000     DI1_164_167_L_0
   2 D  0.5454     -3.1368E-05   3.284       2.727       3.284       17.36          UL-RL  1.0844E+04 -0.2000       0.000
1.000       1.000       2.727       0.000       0.000     DI1_164_167_L_0
   3 D   4.111     -1.2509E-04   6.689       20.56       6.689       35.36          UL-RL  1.0844E+04 -0.4000       0.000
1.000       1.000       20.56       0.000       0.000     DI1_164_167_L_0
   4 D   7.230     -2.1803E-04   10.30       36.15       10.30       51.12          UL-RL  1.0844E+04 -0.6000       0.000
1.000       1.000       36.15       0.000       0.000     DI1_164_167_L_0
   5 D   7.166     -3.0981E-04   14.07       35.83       14.07       50.96          UL-RL  1.0844E+04 -0.8000       0.000
1.000       1.000       35.83       0.000       0.000     DI1_164_167_L_0
   6 D   7.039     -4.0006E-04   17.90       35.19       17.90       50.49          UL-RL  1.0844E+04  -1.000       0.000
1.000       1.000       35.19       0.000       0.000     DI1_164_167_L_0
   7 D   6.873     -4.8846E-04   21.73       34.37       21.73       49.83          UL-RL  1.0844E+04  -1.200       0.000
1.000       1.000       34.37       0.000       0.000     DI1_164_167_L_0
   8 D   6.689     -5.7470E-04   25.59       33.45       25.59       49.07          UL-RL  1.0844E+04  -1.400       0.000
1.000       1.000       33.45       0.000       0.000     DI1_164_167_L_0
   9 D   6.500     -6.5849E-04   29.87       32.50       29.87       48.28          UL-RL  1.0844E+04  -1.600       0.000
1.000       1.000       32.50       0.000       0.000     DI1_164_167_L_0
  10 D   6.314     -7.3956E-04   33.96       31.57       33.96       47.51          UL-RL  1.0844E+04  -1.800       0.000
1.000       1.000       31.57       0.000       0.000     DI1_164_167_L_0
  11 D   6.139     -8.1767E-04   37.91       30.70       37.91       46.79          UL-RL  1.0844E+04  -2.000       0.000
1.000       1.000       30.70       0.000       0.000     DI1_164_167_L_0
  12 D   5.979     -8.9259E-04   41.75       29.90       41.75       46.13          UL-RL  1.0844E+04  -2.200       0.000
1.000       1.000       29.90       0.000       0.000     DI1_164_167_L_0
  13 D   5.837     -9.6412E-04   45.50       29.18       45.50       45.56          UL-RL  1.0844E+04  -2.400       0.000
1.000       1.000       29.18       0.000       0.000     DI1_164_167_L_0
  14 D   5.715     -1.0321E-03   49.18       28.57       49.18       45.08          UL-RL  1.0844E+04  -2.600       0.000
1.000       1.000       28.57       0.000       0.000     DI1_164_167_L_0
  15 D   5.615     -1.0963E-03   52.81       28.07       52.81       44.71          UL-RL  1.0844E+04  -2.800       0.000
1.000       1.000       28.07       0.000       0.000     DI1_164_167_L_0
  16 D   5.537     -1.1566E-03   56.40       27.69       56.40       44.43          UL-RL  1.0844E+04  -3.000       0.000
1.000       1.000       27.69       0.000       0.000     DI1_164_167_L_0
  17 D   5.483     -1.2129E-03   60.10       27.42       60.10       44.27          UL-RL  1.0844E+04  -3.200       0.000
1.000       1.000       27.42       0.000       0.000     DI1_164_167_L_0
  18 D   5.454     -1.2651E-03   63.60       27.27       63.60       44.21          UL-RL  1.0844E+04  -3.400       0.000
1.000       1.000       27.27       0.000       0.000     DI1_164_167_L_0
  19 D   5.448     -1.3130E-03   67.08       27.24       67.08       44.26          UL-RL  1.0844E+04  -3.600       0.000
1.000       1.000       27.24       0.000       0.000     DI1_164_167_L_0
  20 D   5.467     -1.3566E-03   70.54       27.33       70.54       44.42          UL-RL  1.0844E+04  -3.800       0.000
1.000       1.000       27.33       0.000       0.000     DI1_164_167_L_0
  21 D   5.510     -1.3959E-03   73.85       27.55       73.85       44.68          UL-RL  1.0844E+04  -4.000       0.000
1.000       1.000       27.55       0.000       0.000     DI1_164_167_L_0
  22 D   5.577     -1.4308E-03   77.28       27.88       77.28       45.04          UL-RL  1.0844E+04  -4.200       0.000
1.000       1.000       27.88       0.000       0.000     DI1_164_167_L_0
  23 D   5.668     -1.4612E-03   80.69       28.34       80.69       45.51          UL-RL  1.0844E+04  -4.400       0.000
1.000       1.000       28.34       0.000       0.000     DI1_164_167_L_0
  24 D   5.782     -1.4873E-03   84.09       28.91       84.09       46.07          UL-RL  1.0844E+04  -4.600       0.000
1.000       1.000       28.91       0.000       0.000     DI1_164_167_L_0
```

25 D	5.918	-1.5089E-03	87.48	29.59	87.48	46.72	UL-RL	1.0844E+04	-4.800	0.000	
1.000	1.000	29.59	0.000	0.000	DI1_164_167_L_0						
26 D	5.364	-1.5261E-03	90.86	26.82	90.86	49.80	UL-RL	2.6137E+04	-5.000	0.000	
1.000	1.000	26.82	0.000	0.000	DI2_165_168_L_0						
27 D	5.576	-1.5390E-03	94.22	27.88	94.22	49.70	UL-RL	2.6137E+04	-5.200	0.000	
1.000	1.000	27.88	0.000	0.000	DI2_165_168_L_0						
28 D	5.787	-1.5477E-03	97.58	28.93	97.58	49.77	UL-RL	2.6137E+04	-5.400	0.000	
1.000	1.000	28.93	0.000	0.000	DI2_165_168_L_0						
29 D	5.997	-1.5521E-03	100.9	29.99	100.9	50.30	UL-RL	2.6137E+04	-5.600	0.000	
1.000	1.000	29.99	0.000	0.000	DI2_165_168_L_0						
30 D	6.208	-1.5525E-03	104.3	31.04	104.3	51.80	UL-RL	2.6137E+04	-5.800	0.000	
1.000	1.000	31.04	0.000	0.000	DI2_165_168_L_0						
31 D	6.417	-1.5490E-03	107.6	32.09	107.6	53.32	UL-RL	2.6137E+04	-6.000	0.000	
1.000	1.000	32.09	0.000	0.000	DI2_165_168_L_0						
32 D	6.607	-1.5416E-03	110.6	33.04	110.6	54.83	UL-RL	2.6137E+04	-6.200	0.000	
1.000	1.000	33.04	0.000	0.000	DI2_165_168_L_0						
33 D	6.798	-1.5307E-03	113.7	33.99	113.7	56.35	UL-RL	2.6137E+04	-6.400	0.000	
1.000	1.000	33.99	0.000	0.000	DI2_165_168_L_0						
34 D	6.989	-1.5163E-03	116.7	34.94	116.7	57.88	UL-RL	2.6137E+04	-6.600	0.000	
1.000	1.000	34.94	0.000	0.000	DI2_165_168_L_0						
35 D	7.180	-1.4986E-03	119.7	35.90	119.7	59.41	UL-RL	2.6137E+04	-6.800	0.000	
1.000	1.000	35.90	0.000	0.000	DI2_165_168_L_0						
36 D	7.371	-1.4780E-03	122.8	36.86	122.8	60.94	UL-RL	2.6137E+04	-7.000	0.000	
1.000	1.000	36.86	0.000	0.000	DI2_165_168_L_0						
37 D	7.563	-1.4546E-03	125.8	37.81	125.8	62.47	UL-RL	2.6137E+04	-7.200	0.000	
1.000	1.000	37.81	0.000	0.000	DI2_165_168_L_0						
38 D	7.754	-1.4288E-03	128.9	38.77	128.9	64.01	UL-RL	2.6137E+04	-7.400	0.000	
1.000	1.000	38.77	0.000	0.000	DI2_165_168_L_0						
39 D	7.946	-1.4007E-03	132.0	39.73	132.0	65.55	UL-RL	2.6137E+04	-7.600	0.000	
1.000	1.000	39.73	0.000	0.000	DI2_165_168_L_0						
40 D	8.138	-1.3706E-03	135.0	40.69	135.0	67.09	UL-RL	2.6137E+04	-7.800	0.000	
1.000	1.000	40.69	0.000	0.000	DI2_165_168_L_0						
41 D	8.329	-1.3387E-03	138.1	41.65	138.1	68.64	UL-RL	2.6137E+04	-8.000	0.000	
1.000	1.000	41.65	0.000	0.000	DI2_165_168_L_0						
42 D	8.521	-1.3053E-03	141.2	42.60	141.2	70.18	UL-RL	2.6137E+04	-8.200	0.000	
1.000	1.000	42.60	0.000	0.000	DI2_165_168_L_0						
43 D	8.713	-1.2705E-03	144.3	43.56	144.3	71.73	UL-RL	2.6137E+04	-8.400	0.000	
1.000	1.000	43.56	0.000	0.000	DI2_165_168_L_0						
44 D	8.904	-1.2346E-03	147.4	44.52	147.4	73.28	UL-RL	2.6137E+04	-8.600	0.000	
1.000	1.000	44.52	0.000	0.000	DI2_165_168_L_0						
45 D	9.096	-1.1977E-03	150.5	45.48	150.5	74.83	UL-RL	2.6137E+04	-8.800	0.000	
1.000	1.000	45.48	0.000	0.000	DI2_165_168_L_0						
46 D	9.287	-1.1600E-03	153.6	46.44	153.6	76.38	UL-RL	2.6137E+04	-9.000	0.000	
1.000	1.000	46.44	0.000	0.000	DI2_165_168_L_0						
47 D	9.479	-1.1216E-03	156.7	47.39	156.7	77.93	UL-RL	2.6137E+04	-9.200	0.000	
1.000	1.000	47.39	0.000	0.000	DI2_165_168_L_0						
48 D	9.670	-1.0826E-03	159.8	48.35	159.8	79.48	UL-RL	2.6137E+04	-9.400	0.000	
1.000	1.000	48.35	0.000	0.000	DI2_165_168_L_0						
49 D	9.862	-1.0432E-03	163.0	49.31	163.0	81.04	UL-RL	2.6137E+04	-9.600	0.000	
1.000	1.000	49.31	0.000	0.000	DI2_165_168_L_0						
50 D	10.11	-1.0034E-03	166.1	50.53	166.1	82.59	UL-RL	2.6137E+04	-9.800	0.000	
1.000	1.000	50.53	0.000	0.000	DI2_165_168_L_0						
51 D	10.68	-9.6344E-04	169.2	53.42	169.2	84.15	UL-RL	2.6137E+04	-10.00	0.000	
1.000	1.000	53.42	0.000	0.000	DI2_165_168_L_0						
52 D	11.27	-9.2324E-04	172.3	56.33	172.3	85.71	UL-RL	2.6137E+04	-10.20	0.000	
1.000	1.000	56.33	0.000	0.000	DI2_165_168_L_0						
53 D	11.85	-8.8292E-04	175.5	59.24	175.5	87.27	UL-RL	2.6137E+04	-10.40	0.000	
1.000	1.000	59.24	0.000	0.000	DI2_165_168_L_0						
54 D	12.43	-8.4252E-04	178.6	62.16	178.6	88.82	UL-RL	2.6137E+04	-10.60	0.000	
1.000	1.000	62.16	0.000	0.000	DI2_165_168_L_0						
55 D	13.02	-8.0205E-04	181.8	65.09	181.8	90.38	UL-RL	2.6137E+04	-10.80	0.000	
1.000	1.000	65.09	0.000	0.000	DI2_165_168_L_0						
56 D	13.60	-7.6156E-04	184.9	68.02	184.9	91.94	UL-RL	2.6137E+04	-11.00	0.000	
1.000	1.000	68.02	0.000	0.000	DI2_165_168_L_0						
57 D	14.19	-7.2106E-04	188.0	70.95	188.0	93.50	UL-RL	2.6137E+04	-11.20	0.000	
1.000	1.000	70.95	0.000	0.000	DI2_165_168_L_0						
58 D	11.08	-6.8054E-04	191.2	73.88	191.2	95.06	UL-RL	2.6137E+04	-11.40	0.000	
1.000	1.000	73.88	0.000	0.000	DI2_165_168_L_0						
59 D	3.767	-6.6029E-04	192.8	75.35	192.8	95.84	UL-RL	2.6137E+04	-11.50	0.000	
1.000	1.000	75.35	0.000	0.000	DI2_165_168_L_0						

```
+-----------------------------------------------------------------------------------------------------------------------+
|                  PARATIEPLUS(TM)   NLS ENGINE RELEASE  2018.0    FULL VERSION  *Build date:Nov 13, 2017*              |
|                                                                                                                       |
|                         NewProject.BaseDesignSection_28.SLERaraFrequenteQuasiPermanente_1153                          |
|                                 Exe Time : 4 September 2018 18:05:30                                                  |
+-----------------------------------------------------------------------------------------------------------------------+
New Project


S T R E S S   R E S U L T S   F O R   G R O U P   N O.   2

0_R                                                                  :
ELEMENT TYPE    5 NO.OF ELEMENTS. IN THIS GROUP   59
C U R R E N T   T I M E   I S     6.0000

 HARDENING 2D SOIL ELEMENT

 ****** TOTAL STRESS FORMULATION *****

 EL *   FORCE     DISPL-Y  VERTICAL-P  HORIZON.-P     MAX-V-P     MAX-H-P          STATE   STIFFNESS Z-LEVEL      PORE
E FACTOR    UFACTOR       Peq          Su_a        Su_p     LAYER
 ---------------------------------------------------------------------------------------------------------------------------
-----------------------------------------------------------------------------------------------
   1     0.000         --          --          --          --          --          REMOVED     --        0.000       0.000
1.000       1.000       0.000       0.000       0.000     not available
   2     0.000         --          --          --          --          --          REMOVED     --      -0.2000       0.000
1.000       1.000       0.000       0.000       0.000     not available
   3     0.000         --          --          --          --          --          REMOVED     --      -0.4000       0.000
1.000       1.000       0.000       0.000       0.000     not available
   4     0.000         --          --          --          --          --          REMOVED     --      -0.6000       0.000
1.000       1.000       0.000       0.000       0.000     not available
   5     0.000         --          --          --          --          --          REMOVED     --      -0.8000       0.000
1.000       1.000       0.000       0.000       0.000     not available
   6     0.000         --          --          --          --          --          REMOVED     --       -1.000       0.000
1.000       1.000       0.000       0.000       0.000     not available
   7     0.000         --          --          --          --          --          REMOVED     --       -1.200       0.000
1.000       1.000       0.000       0.000       0.000     not available
   8     0.000         --          --          --          --          --          REMOVED     --       -1.400       0.000
1.000       1.000       0.000       0.000       0.000     not available
   9     0.000         --          --          --          --          --          REMOVED     --       -1.600       0.000
1.000       1.000       0.000       0.000       0.000     not available
  10     0.000         --          --          --          --          --          REMOVED     --       -1.800       0.000
1.000       1.000       0.000       0.000       0.000     not available
  11     0.000         --          --          --          --          --          REMOVED     --       -2.000       0.000
1.000       1.000       0.000       0.000       0.000     not available
  12     0.000         --          --          --          --          --          REMOVED     --       -2.200       0.000
1.000       1.000       0.000       0.000       0.000     not available
  13     0.000         --          --          --          --          --          REMOVED     --       -2.400       0.000
1.000       1.000       0.000       0.000       0.000     not available
  14     0.000         --          --          --          --          --          REMOVED     --       -2.600       0.000
1.000       1.000       0.000       0.000       0.000     not available
  15     0.000         --          --          --          --          --          REMOVED     --       -2.800       0.000
1.000       1.000       0.000       0.000       0.000     not available
  16     0.000         --          --          --          --          --          REMOVED     --       -3.000       0.000
1.000       1.000       0.000       0.000       0.000     not available
  17     0.000         --          --          --          --          --          REMOVED     --       -3.200       0.000
1.000       1.000       0.000       0.000       0.000     not available
  18     0.000         --          --          --          --          --          REMOVED     --       -3.400       0.000
1.000       1.000       0.000       0.000       0.000     not available
  19     0.000         --          --          --          --          --          REMOVED     --       -3.600       0.000
1.000       1.000       0.000       0.000       0.000     not available
  20     0.000         --          --          --          --          --          REMOVED     --       -3.800       0.000
1.000       1.000       0.000       0.000       0.000     not available
  21     0.000         --          --          --          --          --          REMOVED     --       -4.000       0.000
1.000       1.000       0.000       0.000       0.000     not available
  22     0.000         --          --          --          --          --          REMOVED     --       -4.200       0.000
1.000       1.000       0.000       0.000       0.000     not available
  23     0.000         --          --          --          --          --          REMOVED     --       -4.400       0.000
1.000       1.000       0.000       0.000       0.000     not available
  24     0.000         --          --          --          --          --          REMOVED     --       -4.600       0.000
1.000       1.000       0.000       0.000       0.000     not available
```

25	0.000	--	--	--	--	--	REMOVED	--	-4.800	0.000	
1.000	1.000	0.000	0.000	0.000	not available						
26	0.000	--	--	--	--	--	REMOVED	--	-5.000	0.000	
1.000	1.000	0.000	0.000	0.000	not available						
27	0.000	--	--	--	--	--	REMOVED	--	-5.200	0.000	
1.000	1.000	0.000	0.000	0.000	not available						
28	0.000	--	--	--	--	--	REMOVED	--	-5.400	0.000	
1.000	1.000	0.000	0.000	0.000	not available						
29	0.000	--	--	--	--	--	REMOVED	--	-5.600	0.000	
1.000	1.000	0.000	0.000	0.000	not available						
30	0.000	--	--	--	--	--	REMOVED	--	-5.800	0.000	
1.000	1.000	0.000	0.000	0.000	not available						
31	0.000	--	--	--	--	--	REMOVED	--	-6.000	0.000	
1.000	1.000	0.000	0.000	0.000	not available						
32	0.000	--	--	--	--	--	REMOVED	--	-6.200	0.000	
1.000	1.000	0.000	0.000	0.000	not available						
33 D	0.000	1.5307E-03	1.600	0.000	1.600	0.8000	ACTIVE	0.000	-6.400	0.000	
1.000	1.000	0.000	0.000	0.000	DI2_165_168_L_0						
34 D	0.2704	1.5163E-03	4.800	1.352	4.800	2.400	UL-RL	1.7040E+04	-6.600	0.000	
1.000	1.000	1.352	0.000	0.000	DI2_165_168_L_0						
35 D	0.5827	1.4986E-03	8.000	2.913	8.000	4.000	UL-RL	1.7040E+04	-6.800	0.000	
1.000	1.000	2.913	0.000	0.000	DI2_165_168_L_0						
36 D	5.635	1.4780E-03	11.20	28.17	112.0	61.41	UL-RL	1.7040E+04	-7.000	0.000	
1.000	1.000	28.17	0.000	0.000	DI2_165_168_L_0						
37 D	8.639	1.4546E-03	14.40	43.19	115.2	63.09	UL-RL	1.7040E+04	-7.200	0.000	
1.000	1.000	43.19	0.000	0.000	DI2_165_168_L_0						
38 D	11.66	1.4288E-03	17.60	58.28	118.4	64.75	UL-RL	1.7040E+04	-7.400	0.000	
1.000	1.000	58.28	0.000	0.000	DI2_165_168_L_0						
39 D	12.01	1.4007E-03	20.80	60.06	121.6	66.37	UL-RL	1.7040E+04	-7.600	0.000	
1.000	1.000	60.06	0.000	0.000	DI2_165_168_L_0						
40 D	12.34	1.3706E-03	24.00	61.68	124.8	67.96	UL-RL	1.7040E+04	-7.800	0.000	
1.000	1.000	61.68	0.000	0.000	DI2_165_168_L_0						
41 D	12.63	1.3387E-03	27.20	63.17	128.0	69.51	UL-RL	1.7040E+04	-8.000	0.000	
1.000	1.000	63.17	0.000	0.000	DI2_165_168_L_0						
42 D	12.91	1.3053E-03	30.40	64.55	131.2	71.04	UL-RL	1.7040E+04	-8.200	0.000	
1.000	1.000	64.55	0.000	0.000	DI2_165_168_L_0						
43 D	13.17	1.2705E-03	33.60	65.84	134.4	72.55	UL-RL	1.7040E+04	-8.400	0.000	
1.000	1.000	65.84	0.000	0.000	DI2_165_168_L_0						
44 D	13.41	1.2346E-03	36.80	67.06	137.6	74.04	UL-RL	1.7040E+04	-8.600	0.000	
1.000	1.000	67.06	0.000	0.000	DI2_165_168_L_0						
45 D	13.64	1.1977E-03	40.00	68.21	140.8	75.51	UL-RL	1.7040E+04	-8.800	0.000	
1.000	1.000	68.21	0.000	0.000	DI2_165_168_L_0						
46 D	13.86	1.1600E-03	43.20	69.31	144.0	76.97	UL-RL	1.7040E+04	-9.000	0.000	
1.000	1.000	69.31	0.000	0.000	DI2_165_168_L_0						
47 D	14.07	1.1216E-03	46.40	70.36	147.2	78.42	UL-RL	1.7040E+04	-9.200	0.000	
1.000	1.000	70.36	0.000	0.000	DI2_165_168_L_0						
48 D	14.27	1.0826E-03	49.60	71.37	150.4	79.86	UL-RL	1.7040E+04	-9.400	0.000	
1.000	1.000	71.37	0.000	0.000	DI2_165_168_L_0						
49 D	14.47	1.0432E-03	52.80	72.35	153.6	81.29	UL-RL	1.7040E+04	-9.600	0.000	
1.000	1.000	72.35	0.000	0.000	DI2_165_168_L_0						
50 D	14.66	1.0034E-03	56.00	73.31	156.8	82.72	UL-RL	1.7040E+04	-9.800	0.000	
1.000	1.000	73.31	0.000	0.000	DI2_165_168_L_0						
51 D	14.85	9.6344E-04	59.20	74.23	160.0	84.15	UL-RL	1.7040E+04	-10.00	0.000	
1.000	1.000	74.23	0.000	0.000	DI2_165_168_L_0						
52 D	15.01	9.2324E-04	62.40	75.06	163.2	85.71	UL-RL	1.7040E+04	-10.20	0.000	
1.000	1.000	75.06	0.000	0.000	DI2_165_168_L_0						
53 D	15.18	8.8292E-04	65.60	75.88	166.4	87.27	UL-RL	1.7040E+04	-10.40	0.000	
1.000	1.000	75.88	0.000	0.000	DI2_165_168_L_0						
54 D	15.33	8.4252E-04	68.80	76.67	169.6	88.82	UL-RL	1.7040E+04	-10.60	0.000	
1.000	1.000	76.67	0.000	0.000	DI2_165_168_L_0						
55 D	15.49	8.0205E-04	72.00	77.46	172.8	90.38	UL-RL	1.7040E+04	-10.80	0.000	
1.000	1.000	77.46	0.000	0.000	DI2_165_168_L_0						
56 D	15.65	7.6156E-04	75.20	78.24	176.0	91.94	UL-RL	1.7040E+04	-11.00	0.000	
1.000	1.000	78.24	0.000	0.000	DI2_165_168_L_0						
57 D	15.80	7.2106E-04	78.40	79.01	179.2	93.50	UL-RL	1.7040E+04	-11.20	0.000	
1.000	1.000	79.01	0.000	0.000	DI2_165_168_L_0						
58 D	11.96	6.8054E-04	81.60	79.77	182.4	95.06	UL-RL	1.7040E+04	-11.40	0.000	
1.000	1.000	79.77	0.000	0.000	DI2_165_168_L_0						
59 D	4.007	6.6029E-04	83.20	80.14	184.0	95.84	UL-RL	1.7040E+04	-11.50	0.000	
1.000	1.000	80.14	0.000	0.000	DI2_165_168_L_0						

```
+-----------------------------------------------------------------------------------------------------------------------+
|                   PARATIEPLUS(TM)   NLS ENGINE RELEASE  2018.0    FULL VERSION  *Build date:Nov 13, 2017*             |
|                                                                                                                       |
|                          NewProject.BaseDesignSection_28.SLERaraFrequenteQuasiPermanente_1153                         |
|                                   Exe Time : 4 September 2018 18:05:30                                                |
+-----------------------------------------------------------------------------------------------------------------------+
New Project


S T R E S S   R E S U L T S   F O R   G R O U P   N O.   3

WallElement_33                                                  :
ELEMENT TYPE    2 NO.OF ELEMENTS. IN THIS GROUP   58
C U R R E N T   T I M E   I S     6.0000

 WALL2D ELEMENT

   EL      TA          TB          MA          MB
-------------------------------------------------------
    1 -121.63      121.63    -1.64624E-12 -24.327
    2 -121.09      121.09      24.327     -48.544
    3 -116.98      116.98      48.544     -71.939
    4 -109.75      109.75      71.939     -93.889
    5 -102.58      102.58      93.889     -114.41
    6 -95.542      95.542      114.41     -133.51
    7 -88.669      88.669      133.51     -151.25
    8 -81.979      81.979      151.25     -167.64
    9 -75.480      75.480      167.64     -182.74
   10 -69.166      69.166      182.74     -196.57
   11 -63.026      63.026      196.57     -209.18
   12 -57.047      57.047      209.18     -220.59
   13 -51.210      51.210      220.59     -230.83
   14 -45.495      45.495      230.83     -239.93
   15 -39.881      39.881      239.93     -247.90
   16 -34.343      34.343      247.90     -254.77
   17 -28.860      28.860      254.77     -260.54
   18 -23.407      23.407      260.54     -265.23
   19 -17.959      17.959      265.23     -268.82
   20 -12.492      12.492      268.82     -271.32
   21 -6.9819      6.9819      271.32     -272.71
   22 -1.4049      1.4049      272.71     -272.99
   23  4.2628     -4.2628      272.99     -272.14
   24  10.045     -10.045      272.14     -270.13
   25  15.963     -15.963      270.13     -266.94
   26  21.327     -21.327      266.94     -262.67
   27  26.903     -26.903      262.67     -257.29
   28  32.689     -32.689      257.29     -250.76
   29  38.687     -38.687      250.76     -243.02
   30  44.894     -44.894      243.02     -234.04
   31  51.311     -51.311      234.04     -223.78
   32  57.919     -57.919      223.78     -212.19
   33  64.717     -64.717      212.19     -199.25
   34  71.435     -71.435      199.25     -184.96
   35  78.032     -78.032      184.96     -169.36
   36  79.769     -79.769      169.36     -153.40
   37  78.693     -78.693      153.40     -137.66
   38  74.791     -74.791      137.66     -122.71
   39  70.725     -70.725      122.71     -108.56
   40  66.526     -66.526      108.56     -95.256
   41  62.222     -62.222      95.256     -82.812
   42  57.832     -57.832      82.812     -71.246
   43  53.377     -53.377      71.246     -60.570
   44  48.869     -48.869      60.570     -50.796
   45  44.323     -44.323      50.796     -41.932
   46  39.749     -39.749      41.932     -33.982
   47  35.157     -35.157      33.982     -26.951
   48  30.553     -30.553      26.951     -20.840
   49  25.944     -25.944      20.840     -15.651
   50  21.389     -21.389      15.651     -11.373
   51  17.227     -17.227      11.373     -7.9280
   52  13.480     -13.480      7.9280     -5.2321
```

53	10.154	-10.154	5.2321	-3.2013
54	7.2519	-7.2519	3.2013	-1.7509
55	4.7778	-4.7778	1.7509	-0.79537
56	2.7341	-2.7341	0.79537	-0.24855
57	1.1228	-1.1228	0.24855	-2.39920E-02
58	0.23990	-0.23990	2.39920E-02	1.08166E-10

```
+-------------------------------------------------------------------------------------------------------------------------------+
|                   PARATIEPLUS(TM)   NLS ENGINE RELEASE  2018.0    FULL VERSION  *Build date:Nov 13, 2017*                    |
|                                                                                                                               |
|                          NewProject.BaseDesignSection_28.SLERaraFrequenteQuasiPermanente_1153                                 |
|                                   Exe Time : 4 September 2018 18:05:30                                                        |
+-------------------------------------------------------------------------------------------------------------------------------+
New Project


S T R E S S    R E S U L T S    F O R    G R O U P    N O.    4

Tieback_175                                                :
ELEMENT TYPE    6 NO.OF ELEMENTS. IN THIS GROUP    1
C U R R E N T    T I M E    I S      6.0000

 POST-TENSION 2D-BOUNDARY ELEMENT

         EL    FORCE          d0          EDISPL     pl. eps          K     -ve limit   +ve limit
-------------------------------------------------------------------------------------------------------------
 ANCHOR    1   140.45     -1.31907E-03 -1.63667E-04   0.0000       1689.0       0.0000       0.0000     ELASTIC  ORIGINAL
YOUNG MODULUS
```

```
+-------------------------------------------------------------------------------------------------------------------------+
|                   PARATIEPLUS(TM)   NLS ENGINE RELEASE  2018.0    FULL VERSION  *Build date:Nov 13, 2017*               |
|                                                                                                                         |
|                         NewProject.BaseDesignSection_28.SLERaraFrequenteQuasiPermanente_1153                            |
|                                  Exe Time : 4 September 2018 18:05:30                                                   |
+-------------------------------------------------------------------------------------------------------------------------+


     F I N A L    I N C R E M E N T A L    A N A L Y S I S

                    S U M M A R Y

     STEP                                  NO. OF ITERATIONS

        1           CONVERGENCE :YES                      2
        2           CONVERGENCE :YES                      3
        3           CONVERGENCE :YES                      4
        4           CONVERGENCE :YES                      4
        5           CONVERGENCE :YES                      2
        6           CONVERGENCE :YES                      2


 END OF PROCESS FOR PROBLEM
New Project
NONLINEAR SOLUTION CPU TIME ....    0.11 [sec]
DATABASE  CREATION CPU TIME.....    0.36 [sec]
```

Design Assumption : A1+M1+R1 - File di Paratie - File di input (.d)

```
* PARATIE ANALYSIS FOR DESIGN SECTION:Base Design Section USING ASSUMPTION: A1+M1+R1
 * Time:martedì 4 settembre 2018 18:05:30
 * 1: Defining general settings
 UNIT  m kN
 TITLE New Project
 DELTA 0.2
 option param itemax 40
 option control hinges 0 0.0001 0.001

 * 2: Defining wall(s)
 WALL LeftWall_32 0 -11.5 0 1

 * 3: Defining surfaces for wall(s)
 SOIL 0_L LeftWall_32 -11.5 0 1 0
 SOIL 0_R LeftWall_32 -11.5 0 2 180

 * 4: Defining soil layers
 *
 * Soil Profile (Rilevato_2_8_L_0)
 *
 LDATA Rilevato_2_8_L_0 3 LeftWall_32
 ATREST 0.5 0.5 1
 WEIGHT 19 10 10
 PERMEABILITY 0.0001
 RESISTANCE 0 38 0 0 0
 YOUNG 1.5E+04 4.5E+04
 ENDL
 *
 * Soil Profile (DI1_164_167_L_0)
 *
 LDATA DI1_164_167_L_0 0 LeftWall_32
 ATREST 0.5 0.5 1
 WEIGHT 16 6 10
 PERMEABILITY 1E-05
 RESISTANCE 0 30 0 0 0
 YOUNG 3E+04 4.8E+04
 ENDL
 *
 * Soil Profile (DI2_165_168_L_0)
 *
 LDATA DI2_165_168_L_0 -5 LeftWall_32
 ATREST 0.5 0.5 1
 WEIGHT 16 6 10
 PERMEABILITY 1E-05
 RESISTANCE 1 33 0 0 0
 YOUNG 6.8E+04 1.088E+05
 ENDL

 * 5: Defining structural materials
 * Steel material: 108 Name=Fe360 E=206000200 kPa
 MATERIAL Fe360_108 2.06E+08
 * Concrete material: 104 Name=C25/30 E=31475800 kPa
 MATERIAL C2530_104 3.148E+07
 * Rebar material: 124 Name=acciaio armonico E=200100000 kPa
 MATERIAL acciaioarmonico_124 2.001E+08
 * Concrete material: 103 Name=C20/25 E=29962000 kPa
 MATERIAL C2025_103 2.996E+07

 * 6: Defining structural elements
 * 6.1: Beams and combined Wall Elements
 BEAM WallElement_33 LeftWall_32 -11.5 0 C2530_104 0.9794 00 00 0


 * 6.2: Supports
 WIRE Tieback_175 LeftWall_32 0 acciaioarmonico_124 8.441E-06 138.5 30 0 0
```

```
* 6.3: Strips
STRIP LeftWall_32 1 6 1 5 0 23.08 45
STRIP LeftWall_32 1 6 12 18 2.7 23.08 45

* 7: Defining Steps
STEP Stage1_31
CHANGE Rilevato_2_8_L_0 U-FRICT=38 LeftWall_32
CHANGE Rilevato_2_8_L_0 D-FRICT=38 LeftWall_32
CHANGE Rilevato_2_8_L_0 U-KA=0.238 LeftWall_32
CHANGE Rilevato_2_8_L_0 U-KP=7.232 LeftWall_32
CHANGE Rilevato_2_8_L_0 D-KA=0.238 LeftWall_32
CHANGE Rilevato_2_8_L_0 D-KP=7.232 LeftWall_32
CHANGE DI1_164_167_L_0 U-FRICT=30 LeftWall_32
CHANGE DI1_164_167_L_0 D-FRICT=30 LeftWall_32
CHANGE DI1_164_167_L_0 U-KA=0.333 LeftWall_32
CHANGE DI1_164_167_L_0 U-KP=5.286 LeftWall_32
CHANGE DI1_164_167_L_0 D-KA=0.333 LeftWall_32
CHANGE DI1_164_167_L_0 D-KP=4.288 LeftWall_32
CHANGE DI2_165_168_L_0 U-FRICT=33 LeftWall_32
CHANGE DI2_165_168_L_0 D-FRICT=33 LeftWall_32
CHANGE DI2_165_168_L_0 U-KA=0.295 LeftWall_32
CHANGE DI2_165_168_L_0 U-KP=6.462 LeftWall_32
CHANGE DI2_165_168_L_0 D-KA=0.295 LeftWall_32
CHANGE DI2_165_168_L_0 D-KP=5.16 LeftWall_32
CHANGE Rilevato_2_8_L_0 U-COHE=0 LeftWall_32
CHANGE Rilevato_2_8_L_0 U-ADHES=0 LeftWall_32
CHANGE Rilevato_2_8_L_0 D-COHE=0 LeftWall_32
CHANGE Rilevato_2_8_L_0 D-ADHES=0 LeftWall_32
CHANGE DI1_164_167_L_0 U-COHE=0 LeftWall_32
CHANGE DI1_164_167_L_0 U-ADHES=0 LeftWall_32
CHANGE DI1_164_167_L_0 D-COHE=0 LeftWall_32
CHANGE DI1_164_167_L_0 D-ADHES=0 LeftWall_32
CHANGE DI2_165_168_L_0 U-COHE=1 LeftWall_32
CHANGE DI2_165_168_L_0 U-ADHES=0 LeftWall_32
CHANGE DI2_165_168_L_0 D-COHE=1 LeftWall_32
CHANGE DI2_165_168_L_0 D-ADHES=0 LeftWall_32
SETWALL LeftWall_32
GEOM 0 0
WATER -18 0 -11.5 0 0
ADD WallElement_33
ENDSTEP

STEP Stage2_183
SETWALL LeftWall_32
GEOM 0 -1
WATER -18 0 -11.5 0 0
ENDSTEP

STEP Stage3_283
SETWALL LeftWall_32
GEOM 0 -1
WATER -18 0 -11.5 0 0
ADD Tieback_175
ENDSTEP

STEP Stage4_383
SETWALL LeftWall_32
GEOM 0 -6.8
WATER -18 0 -11.5 0 0
ENDSTEP

STEP Stage5_744
SETWALL LeftWall_32
GEOM 0 -6.3
WATER -18 0 -11.5 0 0
ENDSTEP

STEP Stage6_2841
SETWALL LeftWall_32
GEOM 0 -6.3
WATER -18 0 -11.5 0 0
```

```
ENDSTEP
```

Design Assumption : A1+M1+R1 - File di Paratie - File di output (.out)

```
+-------------------------------------------------------------------------------------------------------------------------+
|                   PARATIEPLUS(TM)   NLS ENGINE RELEASE  2018.0    FULL VERSION  *Build date:Nov 13, 2017*               |
|                                                                                                                         |
|                                    NewProject.BaseDesignSection_28.A1M1R1_1183                                          |
|                                  Exe Time : 4 September 2018 18:05:30                                                   |
+-------------------------------------------------------------------------------------------------------------------------+

                  ************************************************************
                  *                                                          *
                  *  PARATIE PLUS Non-Linear Spring Engine                   *
                  *                                                          *
                  *          AN ELASTOPLASTIC FINITE ELEMENT PROGRAM         *
                  *          FOR FLEXIBLE EARTH-RETAINING STRUCTURES         *
                  *                                                          *
                  *          Written by Ce.A.S. s.r.l. (ITALY)               *
                  *          with the scientific supervision of              *
                  *          Roberto Nova - full professor SOIL MECHANICS    *
                  *          at Politecnico di Milano (ITALY)                *
                  *                                                          *
                  ************************************************************
                  *                                                          *
                  *  RELEASE   2018.0     *Build date:Nov 13, 2017*    *     
                  *                                                         *
                  *                                                          *
                  *  Ce.A.S.     S.R.L   CENTRO DI ANALISI STRUTTURALE       *
                  *              VIALE   GIUSTINIANO 10                      *
                  *              20129   M I L A N O  (ITALIA)               *
                  *  TEL.        +39 02 2020221                              *
                  *                                                          *
                  *  email       bruno.becci@ceas.it                         *
                  *  Web Page    www.ceas.it     www.paratieplus.com         *
                  ************************************************************



 JOB : NewProject.BaseDesignSection_28.A1M1R1_1183
 STARTING
ACCEPTED   <FILE,GENW                                                        >
ACCEPTED   <FILE,PLOTTER,BINARY                                              >
ACCEPTED   <SOLVE TOTAL_STRESS                                               >
ACCEPTED   <PARAM ITEMAX 40                                                  >
ACCEPTED   <CONTROL HINGES 0 0.0001 0.001                                    >


                  ************************************************************
                  *                                                          *
                  *  WARNING : PORE PRESSURES ARE AUTOMATICALLY COMPUTED     *
                  *    BY THE PROGRAM.                                       *
                  ************************************************************

PRELIMINARY OPERATIONS CPU TIME     0.00 [sec]
```

```
+-------------------------------------------------------------------------------------------------------------------------+
|                   PARATIEPLUS(TM)   NLS ENGINE RELEASE  2018.0    FULL VERSION  *Build date:Nov 13, 2017*              |
|                                                                                                                         |
|                                      NewProject.BaseDesignSection_28.A1M1R1_1183                                        |
|                                   Exe Time : 4 September 2018 18:05:30                                                  |
+-------------------------------------------------------------------------------------------------------------------------+


INPUT FILE HAS BEEN GENERATED BY WALGEN PROGRAM


New Project


NO. OF NODAL POINTS (NUMNP) ...................   59
NO. OF COORDINATES  (NCOORD)...................    2
NO. OF NODE DOFS    (NDOF).....................    2
NO. OF EQUATIONS    (NEQ)...................... 118
NO. OF CONSTRAINTS CARDS (NVINC)...............    0
NO. OF ELEMENT GROUPS (NEG).....................    4
NO. OF SOLUTION STEPS (NSTE)...................    6
NO. OF ELEMENT SETS ATTACHED TO SLAVE NODES ...    0
NO. OF RECORD FROM WALGEN .....................   99
NO. OF LONG NAMES (LASTNAME) ..................   24
LENGTH UNIT CHOICE ............................    3 (M   )
FORCE  UNIT CHOICE ............................    3 (KN  )
MAX PORE PRESSURE TABLE LENGTH.................    1
NO. OF ELEMENT GROUPS REQUIRING ADD. SLIP DOF .    0


IDOFA (01) =  2  Y-DISPL.F
IDOFA (02) =  4   X-ROT. F

 RELEVANT ITEMS UNITS

 STRESSES                  kPa
 Y-DISPLACEMENTS           m
 ROTATIONS                 RADIANS
 BEAM AND SLAB MOMENTS     kN*m/m
 BEAM SHEAR FORCES         kN/m
 ANCHOR FORCES             kN/m
 AXIAL FORCES IN TRUSSES   kN/m
 AXIAL FORCES SPRINGS      kN/m
 Y-REACTIONS               kN/m
 X-MOMENT REACTIONS        kN*m/m
 ETC.
```

```
+-----------------------------------------------------------------------------------------------------------------------+
|                  PARATIEPLUS(TM)   NLS ENGINE RELEASE  2018.0    FULL VERSION  *Build date:Nov 13, 2017*             |
|                                                                                                                       |
|                                    NewProject.BaseDesignSection_28.A1M1R1_1183                                        |
|                                 Exe Time : 4 September 2018 18:05:30                                                  |
+-----------------------------------------------------------------------------------------------------------------------+
                  P R E P R O C E S S O R     D A T A

                  N O.  O F   C O M M A N D S     99

   1 : UNIT  m kN
   2 : TITLE New Project
   3 : DELTA 0.2
   4 : option param itemax 40
   5 : option control hinges 0 0.0001 0.001
   6 : WALL LeftWall_32 0 -11.5 0 1
   7 : SOIL 0_L LeftWall_32 -11.5 0 1 0
   8 : SOIL 0_R LeftWall_32 -11.5 0 2 180
   9 : LDATA Rilevato_2_8_L_0 3 LeftWall_32
  10 : ATREST 0.5 0.5 1
  11 : WEIGHT 19 10 10
  12 : PERMEABILITY 0.0001
  13 : RESISTANCE 0 38 0 0 0
  14 : YOUNG 1.5E+04 4.5E+04
  15 : ENDL
  16 : LDATA DI1_164_167_L_0 0 LeftWall_32
  17 : ATREST 0.5 0.5 1
  18 : WEIGHT 16 6 10
  19 : PERMEABILITY 1E-05
  20 : RESISTANCE 0 30 0 0 0
  21 : YOUNG 3E+04 4.8E+04
  22 : ENDL
  23 : LDATA DI2_165_168_L_0 -5 LeftWall_32
  24 : ATREST 0.5 0.5 1
  25 : WEIGHT 16 6 10
  26 : PERMEABILITY 1E-05
  27 : RESISTANCE 1 33 0 0 0
  28 : YOUNG 6.8E+04 1.088E+05
  29 : ENDL
  30 : MATERIAL Fe360_108 2.06E+08
  31 : MATERIAL C2530_104 3.148E+07
  32 : MATERIAL acciaioarmonico_124 2.001E+08
  33 : MATERIAL C2025_103 2.996E+07
  34 : BEAM WallElement_33 LeftWall_32 -11.5 0 C2530_104 0.9794 00 00 0
  35 : WIRE Tieback_175 LeftWall_32 0 acciaioarmonico_124 8.441E-06 138.5 30 0 0
  36 : STRIP LeftWall_32 1 6 1 5 0 23.08 45
  37 : STRIP LeftWall_32 1 6 12 18 2.7 23.08 45
  38 : STEP Stage1_31
  39 : CHANGE Rilevato_2_8_L_0 U-FRICT=38 LeftWall_32
  40 : CHANGE Rilevato_2_8_L_0 D-FRICT=38 LeftWall_32
  41 : CHANGE Rilevato_2_8_L_0 U-KA=0.238 LeftWall_32
  42 : CHANGE Rilevato_2_8_L_0 U-KP=7.232 LeftWall_32
  43 : CHANGE Rilevato_2_8_L_0 D-KA=0.238 LeftWall_32
  44 : CHANGE Rilevato_2_8_L_0 D-KP=7.232 LeftWall_32
  45 : CHANGE DI1_164_167_L_0 U-FRICT=30 LeftWall_32
  46 : CHANGE DI1_164_167_L_0 D-FRICT=30 LeftWall_32
  47 : CHANGE DI1_164_167_L_0 U-KA=0.333 LeftWall_32
  48 : CHANGE DI1_164_167_L_0 U-KP=5.286 LeftWall_32
  49 : CHANGE DI1_164_167_L_0 D-KA=0.333 LeftWall_32
  50 : CHANGE DI1_164_167_L_0 D-KP=4.288 LeftWall_32
  51 : CHANGE DI2_165_168_L_0 U-FRICT=33 LeftWall_32
  52 : CHANGE DI2_165_168_L_0 D-FRICT=33 LeftWall_32
  53 : CHANGE DI2_165_168_L_0 U-KA=0.295 LeftWall_32
  54 : CHANGE DI2_165_168_L_0 U-KP=6.462 LeftWall_32
  55 : CHANGE DI2_165_168_L_0 D-KA=0.295 LeftWall_32
  56 : CHANGE DI2_165_168_L_0 D-KP=5.16 LeftWall_32
  57 : CHANGE Rilevato_2_8_L_0 U-COHE=0 LeftWall_32
  58 : CHANGE Rilevato_2_8_L_0 U-ADHES=0 LeftWall_32
  59 : CHANGE Rilevato_2_8_L_0 D-COHE=0 LeftWall_32
  60 : CHANGE Rilevato_2_8_L_0 D-ADHES=0 LeftWall_32
  61 : CHANGE DI1_164_167_L_0 U-COHE=0 LeftWall_32
```

```
62 : CHANGE DI1_164_167_L_0 U-ADHES=0 LeftWall_32
63 : CHANGE DI1_164_167_L_0 D-COHE=0 LeftWall_32
64 : CHANGE DI1_164_167_L_0 D-ADHES=0 LeftWall_32
65 : CHANGE DI2_165_168_L_0 U-COHE=1 LeftWall_32
66 : CHANGE DI2_165_168_L_0 U-ADHES=0 LeftWall_32
67 : CHANGE DI2_165_168_L_0 D-COHE=1 LeftWall_32
68 : CHANGE DI2_165_168_L_0 D-ADHES=0 LeftWall_32
69 : SETWALL LeftWall_32
70 : GEOM 0 0
71 : WATER -18 0 -11.5 0 0
72 : ADD WallElement_33
73 : ENDSTEP
74 : STEP Stage2_183
75 : SETWALL LeftWall_32
76 : GEOM 0 -1
77 : WATER -18 0 -11.5 0 0
78 : ENDSTEP
79 : STEP Stage3_283
80 : SETWALL LeftWall_32
81 : GEOM 0 -1
82 : WATER -18 0 -11.5 0 0
83 : ADD Tieback_175
84 : ENDSTEP
85 : STEP Stage4_383
86 : SETWALL LeftWall_32
87 : GEOM 0 -6.8
88 : WATER -18 0 -11.5 0 0
89 : ENDSTEP
90 : STEP Stage5_744
91 : SETWALL LeftWall_32
92 : GEOM 0 -6.3
93 : WATER -18 0 -11.5 0 0
94 : ENDSTEP
95 : STEP Stage6_2841
96 : SETWALL LeftWall_32
97 : GEOM 0 -6.3
98 : WATER -18 0 -11.5 0 0
99 : ENDSTEP
```

PARATIEPLUS(TM) NLS ENGINE RELEASE 2018.0 FULL VERSION *Build date:Nov 13, 2017*

NewProject.BaseDesignSection_28.A1M1R1_1183

Exe Time : 4 September 2018 18:05:30

N O D A L P O I N T D A T A

NODE	Y-COORD	Z-COORD	NODE	Y-COORD	Z-COORD	NODE	Y-COORD	Z-COORD	NODE	Y-COORD	Z-COORD
1	0.0000	0.0000	2	0.0000	-0.20000	3	0.0000	-0.40000	4	0.0000	-0.60000
5	0.0000	-0.80000	6	0.0000	-1.0000	7	0.0000	-1.2000	8	0.0000	-1.4000
9	0.0000	-1.6000	10	0.0000	-1.8000	11	0.0000	-2.0000	12	0.0000	-2.2000
13	0.0000	-2.4000	14	0.0000	-2.6000	15	0.0000	-2.8000	16	0.0000	-3.0000
17	0.0000	-3.2000	18	0.0000	-3.4000	19	0.0000	-3.6000	20	0.0000	-3.8000
21	0.0000	-4.0000	22	0.0000	-4.2000	23	0.0000	-4.4000	24	0.0000	-4.6000
25	0.0000	-4.8000	26	0.0000	-5.0000	27	0.0000	-5.2000	28	0.0000	-5.4000
29	0.0000	-5.6000	30	0.0000	-5.8000	31	0.0000	-6.0000	32	0.0000	-6.2000
33	0.0000	-6.4000	34	0.0000	-6.6000	35	0.0000	-6.8000	36	0.0000	-7.0000
37	0.0000	-7.2000	38	0.0000	-7.4000	39	0.0000	-7.6000	40	0.0000	-7.8000
41	0.0000	-8.0000	42	0.0000	-8.2000	43	0.0000	-8.4000	44	0.0000	-8.6000
45	0.0000	-8.8000	46	0.0000	-9.0000	47	0.0000	-9.2000	48	0.0000	-9.4000
49	0.0000	-9.6000	50	0.0000	-9.8000	51	0.0000	-10.000	52	0.0000	-10.200
53	0.0000	-10.400	54	0.0000	-10.600	55	0.0000	-10.800	56	0.0000	-11.000
57	0.0000	-11.200	58	0.0000	-11.400	59	0.0000	-11.500			

```
+-------------------------------------------------------------------------------------------------------------------------+
|                   PARATIEPLUS(TM)   NLS ENGINE RELEASE  2018.0    FULL VERSION  *Build date:Nov 13, 2017*               |
|                                                                                                                         |
|                                     NewProject.BaseDesignSection_28.A1M1R1_1183                                         |
|                                  Exe Time : 4 September 2018 18:05:30                                                   |
+-------------------------------------------------------------------------------------------------------------------------+
 ELEMENT GROUP NO.  1

0_L                                                          :
   5  59   0   1   0   0   0   0   0   0   0   0   0   0   0   3   0   0   0   0
.....................................
.........2D PLASTIC SOIL ..........
.....................................

element group behaviour throughout stage analysis

stage   status
------------------
    1   active
    2   active
    3   active
    4   active
    5   active
    6   active

 material set no.    1

 prop( 1) angle              0.00000
 prop( 2) layer as foreseen  1.00000


 material set no.    2

 prop( 1) angle              0.00000
 prop( 2) layer as foreseen  2.00000


 material set no.    3

 prop( 1) angle              0.00000
 prop( 2) layer as foreseen  3.00000


 element data

   el    n  mat      area      .....     .....     .....      flag
-------------------------------------------------------------------

    1    1    2   0.1000     0.000     0.000     0.000     1.000
    2    2    2   0.2000     0.000     0.000     0.000     1.000
    3    3    2   0.2000     0.000     0.000     0.000     1.000
    4    4    2   0.2000     0.000     0.000     0.000     1.000
    5    5    2   0.2000     0.000     0.000     0.000     1.000
    6    6    2   0.2000     0.000     0.000     0.000     1.000
    7    7    2   0.2000     0.000     0.000     0.000     1.000
    8    8    2   0.2000     0.000     0.000     0.000     1.000
    9    9    2   0.2000     0.000     0.000     0.000     1.000
   10   10    2   0.2000     0.000     0.000     0.000     1.000
   11   11    2   0.2000     0.000     0.000     0.000     1.000
   12   12    2   0.2000     0.000     0.000     0.000     1.000
   13   13    2   0.2000     0.000     0.000     0.000     1.000
   14   14    2   0.2000     0.000     0.000     0.000     1.000
   15   15    2   0.2000     0.000     0.000     0.000     1.000
   16   16    2   0.2000     0.000     0.000     0.000     1.000
   17   17    2   0.2000     0.000     0.000     0.000     1.000
   18   18    2   0.2000     0.000     0.000     0.000     1.000
   19   19    2   0.2000     0.000     0.000     0.000     1.000
   20   20    2   0.2000     0.000     0.000     0.000     1.000
   21   21    2   0.2000     0.000     0.000     0.000     1.000
   22   22    2   0.2000     0.000     0.000     0.000     1.000
   23   23    2   0.2000     0.000     0.000     0.000     1.000
```

24	24	2	0.2000	0.000	0.000	0.000	1.000
25	25	2	0.2000	0.000	0.000	0.000	1.000
26	26	2	0.2000	0.000	0.000	0.000	1.000
27	27	3	0.2000	0.000	0.000	0.000	1.000
28	28	3	0.2000	0.000	0.000	0.000	1.000
29	29	3	0.2000	0.000	0.000	0.000	1.000
30	30	3	0.2000	0.000	0.000	0.000	1.000
31	31	3	0.2000	0.000	0.000	0.000	1.000
32	32	3	0.2000	0.000	0.000	0.000	1.000
33	33	3	0.2000	0.000	0.000	0.000	1.000
34	34	3	0.2000	0.000	0.000	0.000	1.000
35	35	3	0.2000	0.000	0.000	0.000	1.000
36	36	3	0.2000	0.000	0.000	0.000	1.000
37	37	3	0.2000	0.000	0.000	0.000	1.000
38	38	3	0.2000	0.000	0.000	0.000	1.000
39	39	3	0.2000	0.000	0.000	0.000	1.000
40	40	3	0.2000	0.000	0.000	0.000	1.000
41	41	3	0.2000	0.000	0.000	0.000	1.000
42	42	3	0.2000	0.000	0.000	0.000	1.000
43	43	3	0.2000	0.000	0.000	0.000	1.000
44	44	3	0.2000	0.000	0.000	0.000	1.000
45	45	3	0.2000	0.000	0.000	0.000	1.000
46	46	3	0.2000	0.000	0.000	0.000	1.000
47	47	3	0.2000	0.000	0.000	0.000	1.000
48	48	3	0.2000	0.000	0.000	0.000	1.000
49	49	3	0.2000	0.000	0.000	0.000	1.000
50	50	3	0.2000	0.000	0.000	0.000	1.000
51	51	3	0.2000	0.000	0.000	0.000	1.000
52	52	3	0.2000	0.000	0.000	0.000	1.000
53	53	3	0.2000	0.000	0.000	0.000	1.000
54	54	3	0.2000	0.000	0.000	0.000	1.000
55	55	3	0.2000	0.000	0.000	0.000	1.000
56	56	3	0.2000	0.000	0.000	0.000	1.000
57	57	3	0.2000	0.000	0.000	0.000	1.000
58	58	3	0.1500	0.000	0.000	0.000	1.000
59	59	3	0.5000E-01	0.000	0.000	0.000	1.000

```
+-------------------------------------------------------------------------------------------------------------------------+
|                   PARATIEPLUS(TM)   NLS ENGINE RELEASE  2018.0    FULL VERSION  *Build date:Nov 13, 2017*               |
|                                                                                                                         |
|                                     NewProject.BaseDesignSection_28.A1M1R1_1183                                         |
|                                  Exe Time : 4 September 2018 18:05:30                                                   |
+-------------------------------------------------------------------------------------------------------------------------+
 ELEMENT GROUP NO.  2

0_R                                                          :
   5  59   0   1   0   0   0   0   0   0   0   0   0   0   0   3   0   0   0   0
.....................................
.........2D PLASTIC SOIL ..........
.....................................

element group behaviour throughout stage analysis

stage   status
------------------
    1   active
    2   active
    3   active
    4   active
    5   active
    6   active

 material set no.    1

 prop( 1) angle              180.000
 prop( 2) layer as foreseen  1.00000


 material set no.    2

 prop( 1) angle              180.000
 prop( 2) layer as foreseen  2.00000


 material set no.    3

 prop( 1) angle              180.000
 prop( 2) layer as foreseen  3.00000


 element data

   el    n  mat      area      .....     .....     .....      flag
-------------------------------------------------------------------

    1    1    2   0.1000     0.000     0.000     0.000     2.000
    2    2    2   0.2000     0.000     0.000     0.000     2.000
    3    3    2   0.2000     0.000     0.000     0.000     2.000
    4    4    2   0.2000     0.000     0.000     0.000     2.000
    5    5    2   0.2000     0.000     0.000     0.000     2.000
    6    6    2   0.2000     0.000     0.000     0.000     2.000
    7    7    2   0.2000     0.000     0.000     0.000     2.000
    8    8    2   0.2000     0.000     0.000     0.000     2.000
    9    9    2   0.2000     0.000     0.000     0.000     2.000
   10   10    2   0.2000     0.000     0.000     0.000     2.000
   11   11    2   0.2000     0.000     0.000     0.000     2.000
   12   12    2   0.2000     0.000     0.000     0.000     2.000
   13   13    2   0.2000     0.000     0.000     0.000     2.000
   14   14    2   0.2000     0.000     0.000     0.000     2.000
   15   15    2   0.2000     0.000     0.000     0.000     2.000
   16   16    2   0.2000     0.000     0.000     0.000     2.000
   17   17    2   0.2000     0.000     0.000     0.000     2.000
   18   18    2   0.2000     0.000     0.000     0.000     2.000
   19   19    2   0.2000     0.000     0.000     0.000     2.000
   20   20    2   0.2000     0.000     0.000     0.000     2.000
   21   21    2   0.2000     0.000     0.000     0.000     2.000
   22   22    2   0.2000     0.000     0.000     0.000     2.000
   23   23    2   0.2000     0.000     0.000     0.000     2.000
```

24	24	2	0.2000	0.000	0.000	0.000	2.000
25	25	2	0.2000	0.000	0.000	0.000	2.000
26	26	2	0.2000	0.000	0.000	0.000	2.000
27	27	3	0.2000	0.000	0.000	0.000	2.000
28	28	3	0.2000	0.000	0.000	0.000	2.000
29	29	3	0.2000	0.000	0.000	0.000	2.000
30	30	3	0.2000	0.000	0.000	0.000	2.000
31	31	3	0.2000	0.000	0.000	0.000	2.000
32	32	3	0.2000	0.000	0.000	0.000	2.000
33	33	3	0.2000	0.000	0.000	0.000	2.000
34	34	3	0.2000	0.000	0.000	0.000	2.000
35	35	3	0.2000	0.000	0.000	0.000	2.000
36	36	3	0.2000	0.000	0.000	0.000	2.000
37	37	3	0.2000	0.000	0.000	0.000	2.000
38	38	3	0.2000	0.000	0.000	0.000	2.000
39	39	3	0.2000	0.000	0.000	0.000	2.000
40	40	3	0.2000	0.000	0.000	0.000	2.000
41	41	3	0.2000	0.000	0.000	0.000	2.000
42	42	3	0.2000	0.000	0.000	0.000	2.000
43	43	3	0.2000	0.000	0.000	0.000	2.000
44	44	3	0.2000	0.000	0.000	0.000	2.000
45	45	3	0.2000	0.000	0.000	0.000	2.000
46	46	3	0.2000	0.000	0.000	0.000	2.000
47	47	3	0.2000	0.000	0.000	0.000	2.000
48	48	3	0.2000	0.000	0.000	0.000	2.000
49	49	3	0.2000	0.000	0.000	0.000	2.000
50	50	3	0.2000	0.000	0.000	0.000	2.000
51	51	3	0.2000	0.000	0.000	0.000	2.000
52	52	3	0.2000	0.000	0.000	0.000	2.000
53	53	3	0.2000	0.000	0.000	0.000	2.000
54	54	3	0.2000	0.000	0.000	0.000	2.000
55	55	3	0.2000	0.000	0.000	0.000	2.000
56	56	3	0.2000	0.000	0.000	0.000	2.000
57	57	3	0.2000	0.000	0.000	0.000	2.000
58	58	3	0.1500	0.000	0.000	0.000	2.000
59	59	3	0.5000E-01	0.000	0.000	0.000	2.000

```
+-------------------------------------------------------------------------------------------------------------------------------+
|                   PARATIEPLUS(TM)   NLS ENGINE RELEASE  2018.0    FULL VERSION  *Build date:Nov 13, 2017*                    |
|                                                                                                                               |
|                                     NewProject.BaseDesignSection_28.A1M1R1_1183                                               |
|                                  Exe Time : 4 September 2018 18:05:30                                                         |
+-------------------------------------------------------------------------------------------------------------------------------+
 ELEMENT GROUP NO.  3

WallElement_33                                                :
   2  58   0   1   0   0   0   0   0   0   0   0   0   0   0   1   0   0   1   0
.....................................
.........2D WALL ELEMENT...........
.....................................

element group behaviour throughout stage analysis

stage   status
------------------
    1   active
    2   active
    3   active
    4   active
    5   active
    6   active

 material set no.    1

 prop( 1) young modulus      0.314800E+08
 prop( 2) modification  time  0.00000
 prop( 3) new young modulus   0.00000
 prop( 4) poisson ratio       0.00000
 prop( 5) future .............0.294300E-43

 no. of step variable items:     1
 step  inertia multipier
--------------------------
    1   1.000
    2   1.000
    3   1.000
    4   1.000
    5   1.000
    6   1.000

 element data

   el   na   nb  mat      erc1      erc2     thick      by-i      by-j
-------------------------------------------------------------

    1    1    2    1    0.000     0.000    0.9794     0.000     0.000
    2    2    3    1    0.000     0.000    0.9794     0.000     0.000
    3    3    4    1    0.000     0.000    0.9794     0.000     0.000
    4    4    5    1    0.000     0.000    0.9794     0.000     0.000
    5    5    6    1    0.000     0.000    0.9794     0.000     0.000
    6    6    7    1    0.000     0.000    0.9794     0.000     0.000
    7    7    8    1    0.000     0.000    0.9794     0.000     0.000
    8    8    9    1    0.000     0.000    0.9794     0.000     0.000
    9    9   10    1    0.000     0.000    0.9794     0.000     0.000
   10   10   11    1    0.000     0.000    0.9794     0.000     0.000
   11   11   12    1    0.000     0.000    0.9794     0.000     0.000
   12   12   13    1    0.000     0.000    0.9794     0.000     0.000
   13   13   14    1    0.000     0.000    0.9794     0.000     0.000
   14   14   15    1    0.000     0.000    0.9794     0.000     0.000
   15   15   16    1    0.000     0.000    0.9794     0.000     0.000
   16   16   17    1    0.000     0.000    0.9794     0.000     0.000
   17   17   18    1    0.000     0.000    0.9794     0.000     0.000
   18   18   19    1    0.000     0.000    0.9794     0.000     0.000
   19   19   20    1    0.000     0.000    0.9794     0.000     0.000
   20   20   21    1    0.000     0.000    0.9794     0.000     0.000
   21   21   22    1    0.000     0.000    0.9794     0.000     0.000
   22   22   23    1    0.000     0.000    0.9794     0.000     0.000
   23   23   24    1    0.000     0.000    0.9794     0.000     0.000
```

24	24	25	1	0.000	0.000	0.9794	0.000	0.000
25	25	26	1	0.000	0.000	0.9794	0.000	0.000
26	26	27	1	0.000	0.000	0.9794	0.000	0.000
27	27	28	1	0.000	0.000	0.9794	0.000	0.000
28	28	29	1	0.000	0.000	0.9794	0.000	0.000
29	29	30	1	0.000	0.000	0.9794	0.000	0.000
30	30	31	1	0.000	0.000	0.9794	0.000	0.000
31	31	32	1	0.000	0.000	0.9794	0.000	0.000
32	32	33	1	0.000	0.000	0.9794	0.000	0.000
33	33	34	1	0.000	0.000	0.9794	0.000	0.000
34	34	35	1	0.000	0.000	0.9794	0.000	0.000
35	35	36	1	0.000	0.000	0.9794	0.000	0.000
36	36	37	1	0.000	0.000	0.9794	0.000	0.000
37	37	38	1	0.000	0.000	0.9794	0.000	0.000
38	38	39	1	0.000	0.000	0.9794	0.000	0.000
39	39	40	1	0.000	0.000	0.9794	0.000	0.000
40	40	41	1	0.000	0.000	0.9794	0.000	0.000
41	41	42	1	0.000	0.000	0.9794	0.000	0.000
42	42	43	1	0.000	0.000	0.9794	0.000	0.000
43	43	44	1	0.000	0.000	0.9794	0.000	0.000
44	44	45	1	0.000	0.000	0.9794	0.000	0.000
45	45	46	1	0.000	0.000	0.9794	0.000	0.000
46	46	47	1	0.000	0.000	0.9794	0.000	0.000
47	47	48	1	0.000	0.000	0.9794	0.000	0.000
48	48	49	1	0.000	0.000	0.9794	0.000	0.000
49	49	50	1	0.000	0.000	0.9794	0.000	0.000
50	50	51	1	0.000	0.000	0.9794	0.000	0.000
51	51	52	1	0.000	0.000	0.9794	0.000	0.000
52	52	53	1	0.000	0.000	0.9794	0.000	0.000
53	53	54	1	0.000	0.000	0.9794	0.000	0.000
54	54	55	1	0.000	0.000	0.9794	0.000	0.000
55	55	56	1	0.000	0.000	0.9794	0.000	0.000
56	56	57	1	0.000	0.000	0.9794	0.000	0.000
57	57	58	1	0.000	0.000	0.9794	0.000	0.000
58	58	59	1	0.000	0.000	0.9794	0.000	0.000

```
+-------------------------------------------------------------------------------------------------------------------------+
|                   PARATIEPLUS(TM)   NLS ENGINE RELEASE  2018.0    FULL VERSION  *Build date:Nov 13, 2017*              |
|                                                                                                                         |
|                                     NewProject.BaseDesignSection_28.A1M1R1_1183                                         |
|                                  Exe Time : 4 September 2018 18:05:30                                                   |
+-------------------------------------------------------------------------------------------------------------------------+
 ELEMENT GROUP NO.  4

Tieback_175                                                 :
   6   1   0   1   0   0   0   0   0   0   0   0   0   0   0   1   0   0   2   0
.....................................
.........2D POST-TENSION ANCHOR....
.....................................

element group behaviour throughout stage analysis

stage   status
------------------
    1  inactive
    2  inactive
    3   active
    4   active
    5   active
    6   active

 material set no.    1

 prop( 1) angle          30.0000
 prop( 2) young modulus 0.200100E+09
 prop( 3) modification  time  0.00000
 prop( 4) new young modulus   0.00000

 no. of step variable items:     2
 step   -ve lim     +ve lim
-----------------------------
    1   0.000       0.000
    2   0.000       0.000
    3   0.000       0.000
    4   0.000       0.000
    5   0.000       0.000
    6   0.000       0.000

 element data

   el    n  mat       a/l     pinit    yieldc    yieldt
-----------------------------------------------------------

    1    1    1   0.8441E-05 138.5     0.000     0.000
```

```
+-------------------------------------------------------------------------------------------------------------------------+
|                   PARATIEPLUS(TM)   NLS ENGINE RELEASE  2018.0    FULL VERSION  *Build date:Nov 13, 2017*              |
|                                                                                                                         |
|                                     NewProject.BaseDesignSection_28.A1M1R1_1183                                         |
|                                  Exe Time : 4 September 2018 18:05:30                                                   |
+-------------------------------------------------------------------------------------------------------------------------+


NO. OF NODAL LOADS  (NLOAD) ...................    0
NO. OF LOAD CURVES  (NLCUR) ...................   12
MAXIMUM POINTS/LCURVE (NPTM)...................    5
```

```
+-------------------------------------------------------------------------------------------------------------------------+
|                  PARATIEPLUS(TM)   NLS ENGINE RELEASE  2018.0    FULL VERSION  *Build date:Nov 13, 2017*              |
|                                                                                                                         |
|                                    NewProject.BaseDesignSection_28.A1M1R1_1183                                          |
|                                 Exe Time : 4 September 2018 18:05:30                                                    |
+-------------------------------------------------------------------------------------------------------------------------+
L O A D     D A T A


    LOAD FUNCTION NUMBER   =    1
    NUMBER OF TIME POINTS  =    5

    TIME VALUE      FUNCTION

       0.00000    0.0000E+00
       0.80000    0.0000E+00
       1.00000    0.1000E+01
       1.20000    0.0000E+00
       7.00000    0.0000E+00


    LOAD FUNCTION NUMBER   =    2
    NUMBER OF TIME POINTS  =    5

    TIME VALUE      FUNCTION

       0.00000    0.0000E+00
       1.80000    0.0000E+00
       2.00000    0.1000E+01
       2.20000    0.0000E+00
       7.00000    0.0000E+00


    LOAD FUNCTION NUMBER   =    3
    NUMBER OF TIME POINTS  =    5

    TIME VALUE      FUNCTION

       0.00000    0.0000E+00
       2.80000    0.0000E+00
       3.00000    0.1000E+01
       3.20000    0.0000E+00
       7.00000    0.0000E+00


    LOAD FUNCTION NUMBER   =    4
    NUMBER OF TIME POINTS  =    5

    TIME VALUE      FUNCTION

       0.00000    0.0000E+00
       3.80000    0.0000E+00
       4.00000    0.1000E+01
       4.20000    0.0000E+00
       7.00000    0.0000E+00


    LOAD FUNCTION NUMBER   =    5
    NUMBER OF TIME POINTS  =    5

    TIME VALUE      FUNCTION

       0.00000    0.0000E+00
       4.80000    0.0000E+00
       5.00000    0.1000E+01
       5.20000    0.0000E+00
```

```
   7.00000    0.0000E+00


LOAD FUNCTION NUMBER   =    6
NUMBER OF TIME POINTS  =    5

TIME VALUE      FUNCTION

   0.00000    0.0000E+00
   5.80000    0.0000E+00
   6.00000    0.1000E+01
   6.20000    0.0000E+00
   7.00000    0.0000E+00


LOAD FUNCTION NUMBER   =    7
NUMBER OF TIME POINTS  =    4

TIME VALUE      FUNCTION

   0.00000    0.0000E+00
   0.80000    0.0000E+00
   1.00000    0.1000E+01
   7.00000    0.1000E+01


LOAD FUNCTION NUMBER   =    8
NUMBER OF TIME POINTS  =    4

TIME VALUE      FUNCTION

   0.00000    0.0000E+00
   1.80000    0.0000E+00
   2.00000    0.1000E+01
   7.00000    0.1000E+01


LOAD FUNCTION NUMBER   =    9
NUMBER OF TIME POINTS  =    4

TIME VALUE      FUNCTION

   0.00000    0.0000E+00
   2.80000    0.0000E+00
   3.00000    0.1000E+01
   7.00000    0.1000E+01


LOAD FUNCTION NUMBER   =   10
NUMBER OF TIME POINTS  =    4

TIME VALUE      FUNCTION

   0.00000    0.0000E+00
   3.80000    0.0000E+00
   4.00000    0.1000E+01
   7.00000    0.1000E+01


LOAD FUNCTION NUMBER   =   11
NUMBER OF TIME POINTS  =    4

TIME VALUE      FUNCTION

   0.00000    0.0000E+00
   4.80000    0.0000E+00
   5.00000    0.1000E+01
   7.00000    0.1000E+01
```

```
     LOAD FUNCTION NUMBER   =   12
     NUMBER OF TIME POINTS  =    4

     TIME VALUE      FUNCTION

        0.00000    0.0000E+00
        5.80000    0.0000E+00
        6.00000    0.1000E+01
        7.00000    0.1000E+01


 NO. OF DISTRIBUTED LOAD CARDS     0
```

```
+-------------------------------------------------------------------------------------------------------------------------+
|                   PARATIEPLUS(TM)   NLS ENGINE RELEASE  2018.0    FULL VERSION  *Build date:Nov 13, 2017*              |
|                                                                                                                         |
|                                     NewProject.BaseDesignSection_28.A1M1R1_1183                                         |
|                                  Exe Time : 4 September 2018 18:05:30                                                   |
+-------------------------------------------------------------------------------------------------------------------------+
L O A D     B A L A N C E

STEP     1 TOTAL APPLIED LOAD IN DIR.  2  Y-DISPL.F       0.0000000
STEP     1 TOTAL APPLIED LOAD IN DIR.  4   X-ROT. F       0.0000000

STEP     2 TOTAL APPLIED LOAD IN DIR.  2  Y-DISPL.F       0.0000000
STEP     2 TOTAL APPLIED LOAD IN DIR.  4   X-ROT. F       0.0000000

STEP     3 TOTAL APPLIED LOAD IN DIR.  2  Y-DISPL.F       0.0000000
STEP     3 TOTAL APPLIED LOAD IN DIR.  4   X-ROT. F       0.0000000

STEP     4 TOTAL APPLIED LOAD IN DIR.  2  Y-DISPL.F       0.0000000
STEP     4 TOTAL APPLIED LOAD IN DIR.  4   X-ROT. F       0.0000000

STEP     5 TOTAL APPLIED LOAD IN DIR.  2  Y-DISPL.F       0.0000000
STEP     5 TOTAL APPLIED LOAD IN DIR.  4   X-ROT. F       0.0000000

STEP     6 TOTAL APPLIED LOAD IN DIR.  2  Y-DISPL.F       0.0000000
STEP     6 TOTAL APPLIED LOAD IN DIR.  4   X-ROT. F       0.0000000


                    LOAD INPUT SECTION COMPLETED
```

```
+-------------------------------------------------------------------------------------------------------------------------+
|                   PARATIEPLUS(TM)   NLS ENGINE RELEASE  2018.0    FULL VERSION  *Build date:Nov 13, 2017*              |
|                                                                                                                         |
|                                     NewProject.BaseDesignSection_28.A1M1R1_1183                                         |
|                                  Exe Time : 4 September 2018 18:05:30                                                   |
+-------------------------------------------------------------------------------------------------------------------------+


NO. OF LAYERS ..............................    3
NO. OF DATA PER LAYER.......................  100
```

```
+-------------------------------------------------------------------------------------------------------------------------+
|                   PARATIEPLUS(TM)   NLS ENGINE RELEASE  2018.0    FULL VERSION  *Build date:Nov 13, 2017*               |
|                                                                                                                         |
|                                     NewProject.BaseDesignSection_28.A1M1R1_1183                                         |
|                                  Exe Time : 4 September 2018 18:05:30                                                   |
+-------------------------------------------------------------------------------------------------------------------------+

LAYER DESCRIPTORS FOR STEP NO.    1


 NON ZERO LAYER DESCRIPTORS FOR LAYER NO.    1 FOR STEP NO.    1

ITEM NO.   1<NAME    >=  16.000     (BOTH WALLS)
ITEM NO.   2<NATURE  >=  1.0000     (BOTH WALLS)
ITEM NO.   3<LEVEL   >=  3.0000     (BOTH WALLS)
ITEM NO.   4<WALL    >=  1.0000     (BOTH WALLS)
ITEM NO.   5<GAMMAD  >=  19.000     (BOTH WALLS)
ITEM NO.   6<GAMMAB  >=  10.000     (BOTH WALLS)
ITEM NO.   7<GAMMAW  >=  10.000     (BOTH WALLS)
ITEM NO.   9<U-FRICT >=  38.000     (BOTH WALLS)
ITEM NO.  10<U-KA    >= 0.23800     WALL NO.        1
ITEM NO.  11<U-KP    >=  7.2320     WALL NO.        1
ITEM NO.  12<K0-NC   >= 0.50000     (BOTH WALLS)
ITEM NO.  13<NEXP    >= 0.50000     (BOTH WALLS)
ITEM NO.  14<OCR     >=  1.0000     (BOTH WALLS)
ITEM NO.  16<MODEL   >=  1.0000     (BOTH WALLS)
ITEM NO.  17<EVC     >=  15000.     (BOTH WALLS)
ITEM NO.  18<EUR     >=  45000.     (BOTH WALLS)
ITEM NO.  27<U-PERM  >= 0.10000E-03 (BOTH WALLS)
ITEM NO.  52<D-NATURE>=  1.0000     (BOTH WALLS)
ITEM NO.  53<D-LEVEL >=  0.0000     (BOTH WALLS)
ITEM NO.  59<D-FRICT >=  38.000     (BOTH WALLS)
ITEM NO.  60<D-KA    >= 0.23800     WALL NO.        1
ITEM NO.  61<D-KP    >=  7.2320     WALL NO.        1
ITEM NO.  77<D-PERM  >= 0.10000E-03 (BOTH WALLS)

 NON ZERO LAYER DESCRIPTORS FOR LAYER NO.    2 FOR STEP NO.    1

ITEM NO.   1<NAME    >=  17.000     (BOTH WALLS)
ITEM NO.   2<NATURE  >=  1.0000     (BOTH WALLS)
ITEM NO.   3<LEVEL   >=  0.0000     (BOTH WALLS)
ITEM NO.   4<WALL    >=  1.0000     (BOTH WALLS)
ITEM NO.   5<GAMMAD  >=  16.000     (BOTH WALLS)
ITEM NO.   6<GAMMAB  >=  6.0000     (BOTH WALLS)
ITEM NO.   7<GAMMAW  >=  10.000     (BOTH WALLS)
ITEM NO.   9<U-FRICT >=  30.000     (BOTH WALLS)
ITEM NO.  10<U-KA    >= 0.33300     WALL NO.        1
ITEM NO.  11<U-KP    >=  5.2860     WALL NO.        1
ITEM NO.  12<K0-NC   >= 0.50000     (BOTH WALLS)
ITEM NO.  13<NEXP    >= 0.50000     (BOTH WALLS)
ITEM NO.  14<OCR     >=  1.0000     (BOTH WALLS)
ITEM NO.  16<MODEL   >=  1.0000     (BOTH WALLS)
ITEM NO.  17<EVC     >=  30000.     (BOTH WALLS)
ITEM NO.  18<EUR     >=  48000.     (BOTH WALLS)
ITEM NO.  27<U-PERM  >= 0.10000E-04 (BOTH WALLS)
ITEM NO.  52<D-NATURE>=  1.0000     (BOTH WALLS)
ITEM NO.  53<D-LEVEL >=  0.0000     (BOTH WALLS)
ITEM NO.  59<D-FRICT >=  30.000     (BOTH WALLS)
ITEM NO.  60<D-KA    >= 0.33300     WALL NO.        1
ITEM NO.  61<D-KP    >=  4.2880     WALL NO.        1
ITEM NO.  77<D-PERM  >= 0.10000E-04 (BOTH WALLS)

 NON ZERO LAYER DESCRIPTORS FOR LAYER NO.    3 FOR STEP NO.    1

ITEM NO.   1<NAME    >=  18.000     (BOTH WALLS)
ITEM NO.   2<NATURE  >=  1.0000     (BOTH WALLS)
ITEM NO.   3<LEVEL   >= -5.0000     (BOTH WALLS)
ITEM NO.   4<WALL    >=  1.0000     (BOTH WALLS)
ITEM NO.   5<GAMMAD  >=  16.000     (BOTH WALLS)
ITEM NO.   6<GAMMAB  >=  6.0000     (BOTH WALLS)
ITEM NO.   7<GAMMAW  >=  10.000     (BOTH WALLS)
```

```
ITEM NO.   8<U-COHE  >=  1.0000     (BOTH WALLS)
ITEM NO.   9<U-FRICT >=  33.000     (BOTH WALLS)
ITEM NO.  10<U-KA    >= 0.29500     WALL NO.        1
ITEM NO.  11<U-KP    >=  6.4620     WALL NO.        1
ITEM NO.  12<K0-NC   >= 0.50000     (BOTH WALLS)
ITEM NO.  13<NEXP    >= 0.50000     (BOTH WALLS)
ITEM NO.  14<OCR     >=  1.0000     (BOTH WALLS)
ITEM NO.  16<MODEL   >=  1.0000     (BOTH WALLS)
ITEM NO.  17<EVC     >=  68000.     (BOTH WALLS)
ITEM NO.  18<EUR     >= 0.10880E+06 (BOTH WALLS)
ITEM NO.  27<U-PERM  >= 0.10000E-04 (BOTH WALLS)
ITEM NO.  52<D-NATURE>=  1.0000     (BOTH WALLS)
ITEM NO.  53<D-LEVEL >=  0.0000     (BOTH WALLS)
ITEM NO.  58<D-COHE  >=  1.0000     (BOTH WALLS)
ITEM NO.  59<D-FRICT >=  33.000     (BOTH WALLS)
ITEM NO.  60<D-KA    >= 0.29500     WALL NO.        1
ITEM NO.  61<D-KP    >=  5.1600     WALL NO.        1
ITEM NO.  77<D-PERM  >= 0.10000E-04 (BOTH WALLS)

LAYER DESCRIPTORS FOR STEP NO.    2


 NON ZERO LAYER DESCRIPTORS FOR LAYER NO.    1 FOR STEP NO.    2

ITEM NO.   1<NAME    >=  16.000     (BOTH WALLS)
ITEM NO.   2<NATURE  >=  1.0000     (BOTH WALLS)
ITEM NO.   3<LEVEL   >=  3.0000     (BOTH WALLS)
ITEM NO.   4<WALL    >=  1.0000     (BOTH WALLS)
ITEM NO.   5<GAMMAD  >=  19.000     (BOTH WALLS)
ITEM NO.   6<GAMMAB  >=  10.000     (BOTH WALLS)
ITEM NO.   7<GAMMAW  >=  10.000     (BOTH WALLS)
ITEM NO.   9<U-FRICT >=  38.000     (BOTH WALLS)
ITEM NO.  10<U-KA    >= 0.23800     WALL NO.        1
ITEM NO.  11<U-KP    >=  7.2320     WALL NO.        1
ITEM NO.  12<K0-NC   >= 0.50000     (BOTH WALLS)
ITEM NO.  13<NEXP    >= 0.50000     (BOTH WALLS)
ITEM NO.  14<OCR     >=  1.0000     (BOTH WALLS)
ITEM NO.  16<MODEL   >=  1.0000     (BOTH WALLS)
ITEM NO.  17<EVC     >=  15000.     (BOTH WALLS)
ITEM NO.  18<EUR     >=  45000.     (BOTH WALLS)
ITEM NO.  27<U-PERM  >= 0.10000E-03 (BOTH WALLS)
ITEM NO.  52<D-NATURE>=  1.0000     (BOTH WALLS)
ITEM NO.  53<D-LEVEL >=  0.0000     (BOTH WALLS)
ITEM NO.  59<D-FRICT >=  38.000     (BOTH WALLS)
ITEM NO.  60<D-KA    >= 0.23800     WALL NO.        1
ITEM NO.  61<D-KP    >=  7.2320     WALL NO.        1
ITEM NO.  77<D-PERM  >= 0.10000E-03 (BOTH WALLS)

 NON ZERO LAYER DESCRIPTORS FOR LAYER NO.    2 FOR STEP NO.    2

ITEM NO.   1<NAME    >=  17.000     (BOTH WALLS)
ITEM NO.   2<NATURE  >=  1.0000     (BOTH WALLS)
ITEM NO.   3<LEVEL   >=  0.0000     (BOTH WALLS)
ITEM NO.   4<WALL    >=  1.0000     (BOTH WALLS)
ITEM NO.   5<GAMMAD  >=  16.000     (BOTH WALLS)
ITEM NO.   6<GAMMAB  >=  6.0000     (BOTH WALLS)
ITEM NO.   7<GAMMAW  >=  10.000     (BOTH WALLS)
ITEM NO.   9<U-FRICT >=  30.000     (BOTH WALLS)
ITEM NO.  10<U-KA    >= 0.33300     WALL NO.        1
ITEM NO.  11<U-KP    >=  5.2860     WALL NO.        1
ITEM NO.  12<K0-NC   >= 0.50000     (BOTH WALLS)
ITEM NO.  13<NEXP    >= 0.50000     (BOTH WALLS)
ITEM NO.  14<OCR     >=  1.0000     (BOTH WALLS)
ITEM NO.  16<MODEL   >=  1.0000     (BOTH WALLS)
ITEM NO.  17<EVC     >=  30000.     (BOTH WALLS)
ITEM NO.  18<EUR     >=  48000.     (BOTH WALLS)
ITEM NO.  27<U-PERM  >= 0.10000E-04 (BOTH WALLS)
ITEM NO.  52<D-NATURE>=  1.0000     (BOTH WALLS)
ITEM NO.  53<D-LEVEL >=  0.0000     (BOTH WALLS)
ITEM NO.  59<D-FRICT >=  30.000     (BOTH WALLS)
ITEM NO.  60<D-KA    >= 0.33300     WALL NO.        1
ITEM NO.  61<D-KP    >=  4.2880     WALL NO.        1
ITEM NO.  77<D-PERM  >= 0.10000E-04 (BOTH WALLS)
```

```
 NON ZERO LAYER DESCRIPTORS FOR LAYER NO.    3 FOR STEP NO.    2

ITEM NO.   1<NAME    >=  18.000     (BOTH WALLS)
ITEM NO.   2<NATURE  >=  1.0000     (BOTH WALLS)
ITEM NO.   3<LEVEL   >= -5.0000     (BOTH WALLS)
ITEM NO.   4<WALL    >=  1.0000     (BOTH WALLS)
ITEM NO.   5<GAMMAD  >=  16.000     (BOTH WALLS)
ITEM NO.   6<GAMMAB  >=  6.0000     (BOTH WALLS)
ITEM NO.   7<GAMMAW  >=  10.000     (BOTH WALLS)
ITEM NO.   8<U-COHE  >=  1.0000     (BOTH WALLS)
ITEM NO.   9<U-FRICT >=  33.000     (BOTH WALLS)
ITEM NO.  10<U-KA    >= 0.29500     WALL NO.        1
ITEM NO.  11<U-KP    >=  6.4620     WALL NO.        1
ITEM NO.  12<K0-NC   >= 0.50000     (BOTH WALLS)
ITEM NO.  13<NEXP    >= 0.50000     (BOTH WALLS)
ITEM NO.  14<OCR     >=  1.0000     (BOTH WALLS)
ITEM NO.  16<MODEL   >=  1.0000     (BOTH WALLS)
ITEM NO.  17<EVC     >=  68000.     (BOTH WALLS)
ITEM NO.  18<EUR     >= 0.10880E+06 (BOTH WALLS)
ITEM NO.  27<U-PERM  >= 0.10000E-04 (BOTH WALLS)
ITEM NO.  52<D-NATURE>=  1.0000     (BOTH WALLS)
ITEM NO.  53<D-LEVEL >=  0.0000     (BOTH WALLS)
ITEM NO.  58<D-COHE  >=  1.0000     (BOTH WALLS)
ITEM NO.  59<D-FRICT >=  33.000     (BOTH WALLS)
ITEM NO.  60<D-KA    >= 0.29500     WALL NO.        1
ITEM NO.  61<D-KP    >=  5.1600     WALL NO.        1
ITEM NO.  77<D-PERM  >= 0.10000E-04 (BOTH WALLS)

LAYER DESCRIPTORS FOR STEP NO.    3


 NON ZERO LAYER DESCRIPTORS FOR LAYER NO.    1 FOR STEP NO.    3

ITEM NO.   1<NAME    >=  16.000     (BOTH WALLS)
ITEM NO.   2<NATURE  >=  1.0000     (BOTH WALLS)
ITEM NO.   3<LEVEL   >=  3.0000     (BOTH WALLS)
ITEM NO.   4<WALL    >=  1.0000     (BOTH WALLS)
ITEM NO.   5<GAMMAD  >=  19.000     (BOTH WALLS)
ITEM NO.   6<GAMMAB  >=  10.000     (BOTH WALLS)
ITEM NO.   7<GAMMAW  >=  10.000     (BOTH WALLS)
ITEM NO.   9<U-FRICT >=  38.000     (BOTH WALLS)
ITEM NO.  10<U-KA    >= 0.23800     WALL NO.        1
ITEM NO.  11<U-KP    >=  7.2320     WALL NO.        1
ITEM NO.  12<K0-NC   >= 0.50000     (BOTH WALLS)
ITEM NO.  13<NEXP    >= 0.50000     (BOTH WALLS)
ITEM NO.  14<OCR     >=  1.0000     (BOTH WALLS)
ITEM NO.  16<MODEL   >=  1.0000     (BOTH WALLS)
ITEM NO.  17<EVC     >=  15000.     (BOTH WALLS)
ITEM NO.  18<EUR     >=  45000.     (BOTH WALLS)
ITEM NO.  27<U-PERM  >= 0.10000E-03 (BOTH WALLS)
ITEM NO.  52<D-NATURE>=  1.0000     (BOTH WALLS)
ITEM NO.  53<D-LEVEL >=  0.0000     (BOTH WALLS)
ITEM NO.  59<D-FRICT >=  38.000     (BOTH WALLS)
ITEM NO.  60<D-KA    >= 0.23800     WALL NO.        1
ITEM NO.  61<D-KP    >=  7.2320     WALL NO.        1
ITEM NO.  77<D-PERM  >= 0.10000E-03 (BOTH WALLS)

 NON ZERO LAYER DESCRIPTORS FOR LAYER NO.    2 FOR STEP NO.    3

ITEM NO.   1<NAME    >=  17.000     (BOTH WALLS)
ITEM NO.   2<NATURE  >=  1.0000     (BOTH WALLS)
ITEM NO.   3<LEVEL   >=  0.0000     (BOTH WALLS)
ITEM NO.   4<WALL    >=  1.0000     (BOTH WALLS)
ITEM NO.   5<GAMMAD  >=  16.000     (BOTH WALLS)
ITEM NO.   6<GAMMAB  >=  6.0000     (BOTH WALLS)
ITEM NO.   7<GAMMAW  >=  10.000     (BOTH WALLS)
ITEM NO.   9<U-FRICT >=  30.000     (BOTH WALLS)
ITEM NO.  10<U-KA    >= 0.33300     WALL NO.        1
ITEM NO.  11<U-KP    >=  5.2860     WALL NO.        1
ITEM NO.  12<K0-NC   >= 0.50000     (BOTH WALLS)
ITEM NO.  13<NEXP    >= 0.50000     (BOTH WALLS)
ITEM NO.  14<OCR     >=  1.0000     (BOTH WALLS)
ITEM NO.  16<MODEL   >=  1.0000     (BOTH WALLS)
ITEM NO.  17<EVC     >=  30000.     (BOTH WALLS)
```

```
ITEM NO.  18<EUR     >=  48000.     (BOTH WALLS)
ITEM NO.  27<U-PERM  >= 0.10000E-04 (BOTH WALLS)
ITEM NO.  52<D-NATURE>=  1.0000     (BOTH WALLS)
ITEM NO.  53<D-LEVEL >=  0.0000     (BOTH WALLS)
ITEM NO.  59<D-FRICT >=  30.000     (BOTH WALLS)
ITEM NO.  60<D-KA    >= 0.33300     WALL NO.        1
ITEM NO.  61<D-KP    >=  4.2880     WALL NO.        1
ITEM NO.  77<D-PERM  >= 0.10000E-04 (BOTH WALLS)

 NON ZERO LAYER DESCRIPTORS FOR LAYER NO.    3 FOR STEP NO.    3

ITEM NO.   1<NAME    >=  18.000     (BOTH WALLS)
ITEM NO.   2<NATURE  >=  1.0000     (BOTH WALLS)
ITEM NO.   3<LEVEL   >= -5.0000     (BOTH WALLS)
ITEM NO.   4<WALL    >=  1.0000     (BOTH WALLS)
ITEM NO.   5<GAMMAD  >=  16.000     (BOTH WALLS)
ITEM NO.   6<GAMMAB  >=  6.0000     (BOTH WALLS)
ITEM NO.   7<GAMMAW  >=  10.000     (BOTH WALLS)
ITEM NO.   8<U-COHE  >=  1.0000     (BOTH WALLS)
ITEM NO.   9<U-FRICT >=  33.000     (BOTH WALLS)
ITEM NO.  10<U-KA    >= 0.29500     WALL NO.        1
ITEM NO.  11<U-KP    >=  6.4620     WALL NO.        1
ITEM NO.  12<K0-NC   >= 0.50000     (BOTH WALLS)
ITEM NO.  13<NEXP    >= 0.50000     (BOTH WALLS)
ITEM NO.  14<OCR     >=  1.0000     (BOTH WALLS)
ITEM NO.  16<MODEL   >=  1.0000     (BOTH WALLS)
ITEM NO.  17<EVC     >=  68000.     (BOTH WALLS)
ITEM NO.  18<EUR     >= 0.10880E+06 (BOTH WALLS)
ITEM NO.  27<U-PERM  >= 0.10000E-04 (BOTH WALLS)
ITEM NO.  52<D-NATURE>=  1.0000     (BOTH WALLS)
ITEM NO.  53<D-LEVEL >=  0.0000     (BOTH WALLS)
ITEM NO.  58<D-COHE  >=  1.0000     (BOTH WALLS)
ITEM NO.  59<D-FRICT >=  33.000     (BOTH WALLS)
ITEM NO.  60<D-KA    >= 0.29500     WALL NO.        1
ITEM NO.  61<D-KP    >=  5.1600     WALL NO.        1
ITEM NO.  77<D-PERM  >= 0.10000E-04 (BOTH WALLS)

LAYER DESCRIPTORS FOR STEP NO.    4


 NON ZERO LAYER DESCRIPTORS FOR LAYER NO.    1 FOR STEP NO.    4

ITEM NO.   1<NAME    >=  16.000     (BOTH WALLS)
ITEM NO.   2<NATURE  >=  1.0000     (BOTH WALLS)
ITEM NO.   3<LEVEL   >=  3.0000     (BOTH WALLS)
ITEM NO.   4<WALL    >=  1.0000     (BOTH WALLS)
ITEM NO.   5<GAMMAD  >=  19.000     (BOTH WALLS)
ITEM NO.   6<GAMMAB  >=  10.000     (BOTH WALLS)
ITEM NO.   7<GAMMAW  >=  10.000     (BOTH WALLS)
ITEM NO.   9<U-FRICT >=  38.000     (BOTH WALLS)
ITEM NO.  10<U-KA    >= 0.23800     WALL NO.        1
ITEM NO.  11<U-KP    >=  7.2320     WALL NO.        1
ITEM NO.  12<K0-NC   >= 0.50000     (BOTH WALLS)
ITEM NO.  13<NEXP    >= 0.50000     (BOTH WALLS)
ITEM NO.  14<OCR     >=  1.0000     (BOTH WALLS)
ITEM NO.  16<MODEL   >=  1.0000     (BOTH WALLS)
ITEM NO.  17<EVC     >=  15000.     (BOTH WALLS)
ITEM NO.  18<EUR     >=  45000.     (BOTH WALLS)
ITEM NO.  27<U-PERM  >= 0.10000E-03 (BOTH WALLS)
ITEM NO.  52<D-NATURE>=  1.0000     (BOTH WALLS)
ITEM NO.  53<D-LEVEL >=  0.0000     (BOTH WALLS)
ITEM NO.  59<D-FRICT >=  38.000     (BOTH WALLS)
ITEM NO.  60<D-KA    >= 0.23800     WALL NO.        1
ITEM NO.  61<D-KP    >=  7.2320     WALL NO.        1
ITEM NO.  77<D-PERM  >= 0.10000E-03 (BOTH WALLS)

 NON ZERO LAYER DESCRIPTORS FOR LAYER NO.    2 FOR STEP NO.    4

ITEM NO.   1<NAME    >=  17.000     (BOTH WALLS)
ITEM NO.   2<NATURE  >=  1.0000     (BOTH WALLS)
ITEM NO.   3<LEVEL   >=  0.0000     (BOTH WALLS)
ITEM NO.   4<WALL    >=  1.0000     (BOTH WALLS)
ITEM NO.   5<GAMMAD  >=  16.000     (BOTH WALLS)
ITEM NO.   6<GAMMAB  >=  6.0000     (BOTH WALLS)
```

```
ITEM NO.   7<GAMMAW  >=  10.000     (BOTH WALLS)
ITEM NO.   9<U-FRICT >=  30.000     (BOTH WALLS)
ITEM NO.  10<U-KA    >= 0.33300     WALL NO.        1
ITEM NO.  11<U-KP    >=  5.2860     WALL NO.        1
ITEM NO.  12<K0-NC   >= 0.50000     (BOTH WALLS)
ITEM NO.  13<NEXP    >= 0.50000     (BOTH WALLS)
ITEM NO.  14<OCR     >=  1.0000     (BOTH WALLS)
ITEM NO.  16<MODEL   >=  1.0000     (BOTH WALLS)
ITEM NO.  17<EVC     >=  30000.     (BOTH WALLS)
ITEM NO.  18<EUR     >=  48000.     (BOTH WALLS)
ITEM NO.  27<U-PERM  >= 0.10000E-04 (BOTH WALLS)
ITEM NO.  52<D-NATURE>=  1.0000     (BOTH WALLS)
ITEM NO.  53<D-LEVEL >=  0.0000     (BOTH WALLS)
ITEM NO.  59<D-FRICT >=  30.000     (BOTH WALLS)
ITEM NO.  60<D-KA    >= 0.33300     WALL NO.        1
ITEM NO.  61<D-KP    >=  4.2880     WALL NO.        1
ITEM NO.  77<D-PERM  >= 0.10000E-04 (BOTH WALLS)

 NON ZERO LAYER DESCRIPTORS FOR LAYER NO.    3 FOR STEP NO.    4

ITEM NO.   1<NAME    >=  18.000     (BOTH WALLS)
ITEM NO.   2<NATURE  >=  1.0000     (BOTH WALLS)
ITEM NO.   3<LEVEL   >= -5.0000     (BOTH WALLS)
ITEM NO.   4<WALL    >=  1.0000     (BOTH WALLS)
ITEM NO.   5<GAMMAD  >=  16.000     (BOTH WALLS)
ITEM NO.   6<GAMMAB  >=  6.0000     (BOTH WALLS)
ITEM NO.   7<GAMMAW  >=  10.000     (BOTH WALLS)
ITEM NO.   8<U-COHE  >=  1.0000     (BOTH WALLS)
ITEM NO.   9<U-FRICT >=  33.000     (BOTH WALLS)
ITEM NO.  10<U-KA    >= 0.29500     WALL NO.        1
ITEM NO.  11<U-KP    >=  6.4620     WALL NO.        1
ITEM NO.  12<K0-NC   >= 0.50000     (BOTH WALLS)
ITEM NO.  13<NEXP    >= 0.50000     (BOTH WALLS)
ITEM NO.  14<OCR     >=  1.0000     (BOTH WALLS)
ITEM NO.  16<MODEL   >=  1.0000     (BOTH WALLS)
ITEM NO.  17<EVC     >=  68000.     (BOTH WALLS)
ITEM NO.  18<EUR     >= 0.10880E+06 (BOTH WALLS)
ITEM NO.  27<U-PERM  >= 0.10000E-04 (BOTH WALLS)
ITEM NO.  52<D-NATURE>=  1.0000     (BOTH WALLS)
ITEM NO.  53<D-LEVEL >=  0.0000     (BOTH WALLS)
ITEM NO.  58<D-COHE  >=  1.0000     (BOTH WALLS)
ITEM NO.  59<D-FRICT >=  33.000     (BOTH WALLS)
ITEM NO.  60<D-KA    >= 0.29500     WALL NO.        1
ITEM NO.  61<D-KP    >=  5.1600     WALL NO.        1
ITEM NO.  77<D-PERM  >= 0.10000E-04 (BOTH WALLS)

LAYER DESCRIPTORS FOR STEP NO.    5

 NON ZERO LAYER DESCRIPTORS FOR LAYER NO.    1 FOR STEP NO.    5

ITEM NO.   1<NAME    >=  16.000     (BOTH WALLS)
ITEM NO.   2<NATURE  >=  1.0000     (BOTH WALLS)
ITEM NO.   3<LEVEL   >=  3.0000     (BOTH WALLS)
ITEM NO.   4<WALL    >=  1.0000     (BOTH WALLS)
ITEM NO.   5<GAMMAD  >=  19.000     (BOTH WALLS)
ITEM NO.   6<GAMMAB  >=  10.000     (BOTH WALLS)
ITEM NO.   7<GAMMAW  >=  10.000     (BOTH WALLS)
ITEM NO.   9<U-FRICT >=  38.000     (BOTH WALLS)
ITEM NO.  10<U-KA    >= 0.23800     WALL NO.        1
ITEM NO.  11<U-KP    >=  7.2320     WALL NO.        1
ITEM NO.  12<K0-NC   >= 0.50000     (BOTH WALLS)
ITEM NO.  13<NEXP    >= 0.50000     (BOTH WALLS)
ITEM NO.  14<OCR     >=  1.0000     (BOTH WALLS)
ITEM NO.  16<MODEL   >=  1.0000     (BOTH WALLS)
ITEM NO.  17<EVC     >=  15000.     (BOTH WALLS)
ITEM NO.  18<EUR     >=  45000.     (BOTH WALLS)
ITEM NO.  27<U-PERM  >= 0.10000E-03 (BOTH WALLS)
ITEM NO.  52<D-NATURE>=  1.0000     (BOTH WALLS)
ITEM NO.  53<D-LEVEL >=  0.0000     (BOTH WALLS)
ITEM NO.  59<D-FRICT >=  38.000     (BOTH WALLS)
ITEM NO.  60<D-KA    >= 0.23800     WALL NO.        1
ITEM NO.  61<D-KP    >=  7.2320     WALL NO.        1
ITEM NO.  77<D-PERM  >= 0.10000E-03 (BOTH WALLS)
```

```
 NON ZERO LAYER DESCRIPTORS FOR LAYER NO.    2 FOR STEP NO.    5

ITEM NO.   1<NAME    >=  17.000     (BOTH WALLS)
ITEM NO.   2<NATURE  >=  1.0000     (BOTH WALLS)
ITEM NO.   3<LEVEL   >=  0.0000     (BOTH WALLS)
ITEM NO.   4<WALL    >=  1.0000     (BOTH WALLS)
ITEM NO.   5<GAMMAD  >=  16.000     (BOTH WALLS)
ITEM NO.   6<GAMMAB  >=  6.0000     (BOTH WALLS)
ITEM NO.   7<GAMMAW  >=  10.000     (BOTH WALLS)
ITEM NO.   9<U-FRICT >=  30.000     (BOTH WALLS)
ITEM NO.  10<U-KA    >= 0.33300     WALL NO.        1
ITEM NO.  11<U-KP    >=  5.2860     WALL NO.        1
ITEM NO.  12<K0-NC   >= 0.50000     (BOTH WALLS)
ITEM NO.  13<NEXP    >= 0.50000     (BOTH WALLS)
ITEM NO.  14<OCR     >=  1.0000     (BOTH WALLS)
ITEM NO.  16<MODEL   >=  1.0000     (BOTH WALLS)
ITEM NO.  17<EVC     >=  30000.     (BOTH WALLS)
ITEM NO.  18<EUR     >=  48000.     (BOTH WALLS)
ITEM NO.  27<U-PERM  >= 0.10000E-04 (BOTH WALLS)
ITEM NO.  52<D-NATURE>=  1.0000     (BOTH WALLS)
ITEM NO.  53<D-LEVEL >=  0.0000     (BOTH WALLS)
ITEM NO.  59<D-FRICT >=  30.000     (BOTH WALLS)
ITEM NO.  60<D-KA    >= 0.33300     WALL NO.        1
ITEM NO.  61<D-KP    >=  4.2880     WALL NO.        1
ITEM NO.  77<D-PERM  >= 0.10000E-04 (BOTH WALLS)

 NON ZERO LAYER DESCRIPTORS FOR LAYER NO.    3 FOR STEP NO.    5

ITEM NO.   1<NAME    >=  18.000     (BOTH WALLS)
ITEM NO.   2<NATURE  >=  1.0000     (BOTH WALLS)
ITEM NO.   3<LEVEL   >= -5.0000     (BOTH WALLS)
ITEM NO.   4<WALL    >=  1.0000     (BOTH WALLS)
ITEM NO.   5<GAMMAD  >=  16.000     (BOTH WALLS)
ITEM NO.   6<GAMMAB  >=  6.0000     (BOTH WALLS)
ITEM NO.   7<GAMMAW  >=  10.000     (BOTH WALLS)
ITEM NO.   8<U-COHE  >=  1.0000     (BOTH WALLS)
ITEM NO.   9<U-FRICT >=  33.000     (BOTH WALLS)
ITEM NO.  10<U-KA    >= 0.29500     WALL NO.        1
ITEM NO.  11<U-KP    >=  6.4620     WALL NO.        1
ITEM NO.  12<K0-NC   >= 0.50000     (BOTH WALLS)
ITEM NO.  13<NEXP    >= 0.50000     (BOTH WALLS)
ITEM NO.  14<OCR     >=  1.0000     (BOTH WALLS)
ITEM NO.  16<MODEL   >=  1.0000     (BOTH WALLS)
ITEM NO.  17<EVC     >=  68000.     (BOTH WALLS)
ITEM NO.  18<EUR     >= 0.10880E+06 (BOTH WALLS)
ITEM NO.  27<U-PERM  >= 0.10000E-04 (BOTH WALLS)
ITEM NO.  52<D-NATURE>=  1.0000     (BOTH WALLS)
ITEM NO.  53<D-LEVEL >=  0.0000     (BOTH WALLS)
ITEM NO.  58<D-COHE  >=  1.0000     (BOTH WALLS)
ITEM NO.  59<D-FRICT >=  33.000     (BOTH WALLS)
ITEM NO.  60<D-KA    >= 0.29500     WALL NO.        1
ITEM NO.  61<D-KP    >=  5.1600     WALL NO.        1
ITEM NO.  77<D-PERM  >= 0.10000E-04 (BOTH WALLS)

LAYER DESCRIPTORS FOR STEP NO.    6

 NON ZERO LAYER DESCRIPTORS FOR LAYER NO.    1 FOR STEP NO.    6

ITEM NO.   1<NAME    >=  16.000     (BOTH WALLS)
ITEM NO.   2<NATURE  >=  1.0000     (BOTH WALLS)
ITEM NO.   3<LEVEL   >=  3.0000     (BOTH WALLS)
ITEM NO.   4<WALL    >=  1.0000     (BOTH WALLS)
ITEM NO.   5<GAMMAD  >=  19.000     (BOTH WALLS)
ITEM NO.   6<GAMMAB  >=  10.000     (BOTH WALLS)
ITEM NO.   7<GAMMAW  >=  10.000     (BOTH WALLS)
ITEM NO.   9<U-FRICT >=  38.000     (BOTH WALLS)
ITEM NO.  10<U-KA    >= 0.23800     WALL NO.        1
ITEM NO.  11<U-KP    >=  7.2320     WALL NO.        1
ITEM NO.  12<K0-NC   >= 0.50000     (BOTH WALLS)
ITEM NO.  13<NEXP    >= 0.50000     (BOTH WALLS)
ITEM NO.  14<OCR     >=  1.0000     (BOTH WALLS)
ITEM NO.  16<MODEL   >=  1.0000     (BOTH WALLS)
```

```
ITEM NO.  17<EVC     >=  15000.     (BOTH WALLS)
ITEM NO.  18<EUR     >=  45000.     (BOTH WALLS)
ITEM NO.  27<U-PERM  >= 0.10000E-03 (BOTH WALLS)
ITEM NO.  52<D-NATURE>=  1.0000     (BOTH WALLS)
ITEM NO.  53<D-LEVEL >=  0.0000     (BOTH WALLS)
ITEM NO.  59<D-FRICT >=  38.000     (BOTH WALLS)
ITEM NO.  60<D-KA    >= 0.23800     WALL NO.        1
ITEM NO.  61<D-KP    >=  7.2320     WALL NO.        1
ITEM NO.  77<D-PERM  >= 0.10000E-03 (BOTH WALLS)

 NON ZERO LAYER DESCRIPTORS FOR LAYER NO.    2 FOR STEP NO.    6

ITEM NO.   1<NAME    >=  17.000     (BOTH WALLS)
ITEM NO.   2<NATURE  >=  1.0000     (BOTH WALLS)
ITEM NO.   3<LEVEL   >=  0.0000     (BOTH WALLS)
ITEM NO.   4<WALL    >=  1.0000     (BOTH WALLS)
ITEM NO.   5<GAMMAD  >=  16.000     (BOTH WALLS)
ITEM NO.   6<GAMMAB  >=  6.0000     (BOTH WALLS)
ITEM NO.   7<GAMMAW  >=  10.000     (BOTH WALLS)
ITEM NO.   9<U-FRICT >=  30.000     (BOTH WALLS)
ITEM NO.  10<U-KA    >= 0.33300     WALL NO.        1
ITEM NO.  11<U-KP    >=  5.2860     WALL NO.        1
ITEM NO.  12<K0-NC   >= 0.50000     (BOTH WALLS)
ITEM NO.  13<NEXP    >= 0.50000     (BOTH WALLS)
ITEM NO.  14<OCR     >=  1.0000     (BOTH WALLS)
ITEM NO.  16<MODEL   >=  1.0000     (BOTH WALLS)
ITEM NO.  17<EVC     >=  30000.     (BOTH WALLS)
ITEM NO.  18<EUR     >=  48000.     (BOTH WALLS)
ITEM NO.  27<U-PERM  >= 0.10000E-04 (BOTH WALLS)
ITEM NO.  52<D-NATURE>=  1.0000     (BOTH WALLS)
ITEM NO.  53<D-LEVEL >=  0.0000     (BOTH WALLS)
ITEM NO.  59<D-FRICT >=  30.000     (BOTH WALLS)
ITEM NO.  60<D-KA    >= 0.33300     WALL NO.        1
ITEM NO.  61<D-KP    >=  4.2880     WALL NO.        1
ITEM NO.  77<D-PERM  >= 0.10000E-04 (BOTH WALLS)

 NON ZERO LAYER DESCRIPTORS FOR LAYER NO.    3 FOR STEP NO.    6

ITEM NO.   1<NAME    >=  18.000     (BOTH WALLS)
ITEM NO.   2<NATURE  >=  1.0000     (BOTH WALLS)
ITEM NO.   3<LEVEL   >= -5.0000     (BOTH WALLS)
ITEM NO.   4<WALL    >=  1.0000     (BOTH WALLS)
ITEM NO.   5<GAMMAD  >=  16.000     (BOTH WALLS)
ITEM NO.   6<GAMMAB  >=  6.0000     (BOTH WALLS)
ITEM NO.   7<GAMMAW  >=  10.000     (BOTH WALLS)
ITEM NO.   8<U-COHE  >=  1.0000     (BOTH WALLS)
ITEM NO.   9<U-FRICT >=  33.000     (BOTH WALLS)
ITEM NO.  10<U-KA    >= 0.29500     WALL NO.        1
ITEM NO.  11<U-KP    >=  6.4620     WALL NO.        1
ITEM NO.  12<K0-NC   >= 0.50000     (BOTH WALLS)
ITEM NO.  13<NEXP    >= 0.50000     (BOTH WALLS)
ITEM NO.  14<OCR     >=  1.0000     (BOTH WALLS)
ITEM NO.  16<MODEL   >=  1.0000     (BOTH WALLS)
ITEM NO.  17<EVC     >=  68000.     (BOTH WALLS)
ITEM NO.  18<EUR     >= 0.10880E+06 (BOTH WALLS)
ITEM NO.  27<U-PERM  >= 0.10000E-04 (BOTH WALLS)
ITEM NO.  52<D-NATURE>=  1.0000     (BOTH WALLS)
ITEM NO.  53<D-LEVEL >=  0.0000     (BOTH WALLS)
ITEM NO.  58<D-COHE  >=  1.0000     (BOTH WALLS)
ITEM NO.  59<D-FRICT >=  33.000     (BOTH WALLS)
ITEM NO.  60<D-KA    >= 0.29500     WALL NO.        1
ITEM NO.  61<D-KP    >=  5.1600     WALL NO.        1
ITEM NO.  77<D-PERM  >= 0.10000E-04 (BOTH WALLS)


DEFAULT WATER UNIT WEIGHT =  10.000
AVERAGED ON    18 VALUES
```

```
+-----------------------------------------------------------------------------------------------------------------------+
|                   PARATIEPLUS(TM)   NLS ENGINE RELEASE  2018.0    FULL VERSION  *Build date:Nov 13, 2017*              |
|                                                                                                                       |
|                                     NewProject.BaseDesignSection_28.A1M1R1_1183                                       |
|                                  Exe Time : 4 September 2018 18:05:30                                                 |
+-----------------------------------------------------------------------------------------------------------------------+

PHASE DESCRIPTORS


STEP  NO.     1
                                     LEFT WALL    RIGHT WALL
Y                                     0.000       -0.9990E+30
Z-PC                                  0.000         0.000
Z-EXCAVATION                          0.000         0.000
Z-WATER_TABLE                        -18.00       -0.9990E+30
Q_AT_THE_FREE_FIELD_LEVEL             0.000         0.000
ZQ                                    0.000         0.000
DZW_OF_THE_WATER_TABLE                0.000         0.000
QS_ON_THE_EXCAVATION_SIDE             0.000         0.000
ZQS                                  -0.9990E+30   -0.9990E+30
ZCUT                                  0.000         0.000
BALANCE LEVEL FOR PORE PRESSURES     -11.50        -11.50
WATER_BEHAVIOUR_FLAG (LINING OPT)     0.000         0.000
PORE_UPDATE_FLAG                      0.000         0.000
PORE_TAB. _FLAG (gt.0= use tabs)      0.000         0.000
lateral thrusts reduction elevatio    0.000         0.000
Downhill reduction factor for effe    0.000         0.000
Downhill reduction factor for pore    0.000         0.000
Uphill reduction factor for effect    0.000         0.000
Uphill reduction factor for pore p    0.000         0.000
SEISMIC HORIZONTAL ACCEL. Kh [g]      0.000         0.000
UPHILL VERTICAL ACCEL.  Kv_uh [g]     0.000         0.000
DOWNHILL VERTICAL ACCEL.Kv_dh [g]     0.000         0.000
UPHILL BETA ANGLE (SLOPE) [deg]       0.000         0.000
UPHILL DELTA/PHI RATIO                0.000         0.000
DOWNHILL BETA ANGLE (SLOPE) [deg]     0.000         0.000
DOWNHILL DELTA/PHI RATIO              0.000         0.000
DYN.WATER BEHAVIOUR                   0.000         0.000
Excess pore pressure RATIO Ru         0.000         0.000
SEISMIC PRESSURE LOWER VALUE          0.000         0.000
SEISMIC PRESSURE UPPER VALUE          0.000         0.000
SEISMIC PRESSURE LOWER LEVEL          0.000         0.000
SEISMIC PRESSURE UPPER LEVEL          0.000         0.000

=============================================================================================================end of step    1


STEP  NO.     2
                                     LEFT WALL    RIGHT WALL
Y                                     0.000       -0.9990E+30
Z-PC                                  0.000         0.000
Z-EXCAVATION                         -1.000         0.000
Z-WATER_TABLE                        -18.00       -0.9990E+30
Q_AT_THE_FREE_FIELD_LEVEL             0.000         0.000
ZQ                                    0.000         0.000
DZW_OF_THE_WATER_TABLE                0.000         0.000
QS_ON_THE_EXCAVATION_SIDE             0.000         0.000
ZQS                                  -0.9990E+30   -0.9990E+30
ZCUT                                  0.000         0.000
BALANCE LEVEL FOR PORE PRESSURES     -11.50        -11.50
WATER_BEHAVIOUR_FLAG (LINING OPT)     0.000         0.000
PORE_UPDATE_FLAG                      0.000         0.000
PORE_TAB. _FLAG (gt.0= use tabs)      0.000         0.000
lateral thrusts reduction elevatio    0.000         0.000
Downhill reduction factor for effe    0.000         0.000
Downhill reduction factor for pore    0.000         0.000
Uphill reduction factor for effect    0.000         0.000
Uphill reduction factor for pore p    0.000         0.000
SEISMIC HORIZONTAL ACCEL. Kh [g]      0.000         0.000
UPHILL VERTICAL ACCEL.  Kv_uh [g]     0.000         0.000
```

DOWNHILL VERTICAL ACCEL.Kv_dh [g]	0.000	0.000
UPHILL BETA ANGLE (SLOPE) [deg]	0.000	0.000
UPHILL DELTA/PHI RATIO	0.000	0.000
DOWNHILL BETA ANGLE (SLOPE) [deg]	0.000	0.000
DOWNHILL DELTA/PHI RATIO	0.000	0.000
DYN.WATER BEHAVIOUR	0.000	0.000
Excess pore pressure RATIO Ru	0.000	0.000
SEISMIC PRESSURE LOWER VALUE	0.000	0.000
SEISMIC PRESSURE UPPER VALUE	0.000	0.000
SEISMIC PRESSURE LOWER LEVEL	0.000	0.000
SEISMIC PRESSURE UPPER LEVEL	0.000	0.000

==========end of step 2

STEP NO. 3

	LEFT WALL	RIGHT WALL
Y	0.000	-0.9990E+30
Z-PC	0.000	0.000
Z-EXCAVATION	-1.000	0.000
Z-WATER_TABLE	-18.00	-0.9990E+30
Q_AT_THE_FREE_FIELD_LEVEL	0.000	0.000
ZQ	0.000	0.000
DZW_OF_THE_WATER_TABLE	0.000	0.000
QS_ON_THE_EXCAVATION_SIDE	0.000	0.000
ZQS	-0.9990E+30	-0.9990E+30
ZCUT	0.000	0.000
BALANCE LEVEL FOR PORE PRESSURES	-11.50	-11.50
WATER_BEHAVIOUR_FLAG (LINING OPT)	0.000	0.000
PORE_UPDATE_FLAG	0.000	0.000
PORE_TAB. _FLAG (gt.0= use tabs)	0.000	0.000
lateral thrusts reduction elevatio	0.000	0.000
Downhill reduction factor for effe	0.000	0.000
Downhill reduction factor for pore	0.000	0.000
Uphill reduction factor for effect	0.000	0.000
Uphill reduction factor for pore p	0.000	0.000
SEISMIC HORIZONTAL ACCEL. Kh [g]	0.000	0.000
UPHILL VERTICAL ACCEL. Kv_uh [g]	0.000	0.000
DOWNHILL VERTICAL ACCEL.Kv_dh [g]	0.000	0.000
UPHILL BETA ANGLE (SLOPE) [deg]	0.000	0.000
UPHILL DELTA/PHI RATIO	0.000	0.000
DOWNHILL BETA ANGLE (SLOPE) [deg]	0.000	0.000
DOWNHILL DELTA/PHI RATIO	0.000	0.000
DYN.WATER BEHAVIOUR	0.000	0.000
Excess pore pressure RATIO Ru	0.000	0.000
SEISMIC PRESSURE LOWER VALUE	0.000	0.000
SEISMIC PRESSURE UPPER VALUE	0.000	0.000
SEISMIC PRESSURE LOWER LEVEL	0.000	0.000
SEISMIC PRESSURE UPPER LEVEL	0.000	0.000

==========end of step 3

STEP NO. 4

	LEFT WALL	RIGHT WALL
Y	0.000	-0.9990E+30
Z-PC	0.000	0.000
Z-EXCAVATION	-6.800	0.000
Z-WATER_TABLE	-18.00	-0.9990E+30
Q_AT_THE_FREE_FIELD_LEVEL	0.000	0.000
ZQ	0.000	0.000
DZW_OF_THE_WATER_TABLE	0.000	0.000
QS_ON_THE_EXCAVATION_SIDE	0.000	0.000
ZQS	-0.9990E+30	-0.9990E+30
ZCUT	0.000	0.000
BALANCE LEVEL FOR PORE PRESSURES	-11.50	-11.50
WATER_BEHAVIOUR_FLAG (LINING OPT)	0.000	0.000
PORE_UPDATE_FLAG	0.000	0.000
PORE_TAB. _FLAG (gt.0= use tabs)	0.000	0.000
lateral thrusts reduction elevatio	0.000	0.000
Downhill reduction factor for effe	0.000	0.000
Downhill reduction factor for pore	0.000	0.000
Uphill reduction factor for effect	0.000	0.000
Uphill reduction factor for pore p	0.000	0.000

SEISMIC HORIZONTAL ACCEL. Kh [g]	0.000	0.000
UPHILL VERTICAL ACCEL. Kv_uh [g]	0.000	0.000
DOWNHILL VERTICAL ACCEL.Kv_dh [g]	0.000	0.000
UPHILL BETA ANGLE (SLOPE) [deg]	0.000	0.000
UPHILL DELTA/PHI RATIO	0.000	0.000
DOWNHILL BETA ANGLE (SLOPE) [deg]	0.000	0.000
DOWNHILL DELTA/PHI RATIO	0.000	0.000
DYN.WATER BEHAVIOUR	0.000	0.000
Excess pore pressure RATIO Ru	0.000	0.000
SEISMIC PRESSURE LOWER VALUE	0.000	0.000
SEISMIC PRESSURE UPPER VALUE	0.000	0.000
SEISMIC PRESSURE LOWER LEVEL	0.000	0.000
SEISMIC PRESSURE UPPER LEVEL	0.000	0.000

==========end of step 4

STEP NO. 5

	LEFT WALL	RIGHT WALL
Y	0.000	-0.9990E+30
Z-PC	0.000	0.000
Z-EXCAVATION	-6.300	0.000
Z-WATER_TABLE	-18.00	-0.9990E+30
Q_AT_THE_FREE_FIELD_LEVEL	0.000	0.000
ZQ	0.000	0.000
DZW_OF_THE_WATER_TABLE	0.000	0.000
QS_ON_THE_EXCAVATION_SIDE	0.000	0.000
ZQS	-0.9990E+30	-0.9990E+30
ZCUT	0.000	0.000
BALANCE LEVEL FOR PORE PRESSURES	-11.50	-11.50
WATER_BEHAVIOUR_FLAG (LINING OPT)	0.000	0.000
PORE_UPDATE_FLAG	0.000	0.000
PORE_TAB. _FLAG (gt.0= use tabs)	0.000	0.000
lateral thrusts reduction elevatio	0.000	0.000
Downhill reduction factor for effe	0.000	0.000
Downhill reduction factor for pore	0.000	0.000
Uphill reduction factor for effect	0.000	0.000
Uphill reduction factor for pore p	0.000	0.000
SEISMIC HORIZONTAL ACCEL. Kh [g]	0.000	0.000
UPHILL VERTICAL ACCEL. Kv_uh [g]	0.000	0.000
DOWNHILL VERTICAL ACCEL.Kv_dh [g]	0.000	0.000
UPHILL BETA ANGLE (SLOPE) [deg]	0.000	0.000
UPHILL DELTA/PHI RATIO	0.000	0.000
DOWNHILL BETA ANGLE (SLOPE) [deg]	0.000	0.000
DOWNHILL DELTA/PHI RATIO	0.000	0.000
DYN.WATER BEHAVIOUR	0.000	0.000
Excess pore pressure RATIO Ru	0.000	0.000
SEISMIC PRESSURE LOWER VALUE	0.000	0.000
SEISMIC PRESSURE UPPER VALUE	0.000	0.000
SEISMIC PRESSURE LOWER LEVEL	0.000	0.000
SEISMIC PRESSURE UPPER LEVEL	0.000	0.000

==========end of step 5

STEP NO. 6

	LEFT WALL	RIGHT WALL
Y	0.000	-0.9990E+30
Z-PC	0.000	0.000
Z-EXCAVATION	-6.300	0.000
Z-WATER_TABLE	-18.00	-0.9990E+30
Q_AT_THE_FREE_FIELD_LEVEL	0.000	0.000
ZQ	0.000	0.000
DZW_OF_THE_WATER_TABLE	0.000	0.000
QS_ON_THE_EXCAVATION_SIDE	0.000	0.000
ZQS	-0.9990E+30	-0.9990E+30
ZCUT	0.000	0.000
BALANCE LEVEL FOR PORE PRESSURES	-11.50	-11.50
WATER_BEHAVIOUR_FLAG (LINING OPT)	0.000	0.000
PORE_UPDATE_FLAG	0.000	0.000
PORE_TAB. _FLAG (gt.0= use tabs)	0.000	0.000
lateral thrusts reduction elevatio	0.000	0.000
Downhill reduction factor for effe	0.000	0.000
Downhill reduction factor for pore	0.000	0.000

```
Uphill reduction factor for effect      0.000         0.000
Uphill reduction factor for pore p      0.000         0.000
SEISMIC HORIZONTAL ACCEL. Kh [g]        0.000         0.000
UPHILL VERTICAL ACCEL.  Kv_uh [g]       0.000         0.000
DOWNHILL VERTICAL ACCEL.Kv_dh [g]       0.000         0.000
UPHILL BETA ANGLE (SLOPE) [deg]         0.000         0.000
UPHILL DELTA/PHI RATIO                  0.000         0.000
DOWNHILL BETA ANGLE (SLOPE) [deg]       0.000         0.000
DOWNHILL DELTA/PHI RATIO                0.000         0.000
DYN.WATER BEHAVIOUR                     0.000         0.000
Excess pore pressure RATIO Ru           0.000         0.000
SEISMIC PRESSURE LOWER VALUE            0.000         0.000
SEISMIC PRESSURE UPPER VALUE            0.000         0.000
SEISMIC PRESSURE LOWER LEVEL            0.000         0.000
SEISMIC PRESSURE UPPER LEVEL            0.000         0.000

================================================================================================================end of step    6


 LEFT-HAND WALL

 LOWER  LEVEL         -11.50000
 UPPER  LEVEL           0.00000

 RIGHT-HAND WALL

 LOWER  LEVEL         -11.50000
 UPPER  LEVEL           0.00000
```

```
+-------------------------------------------------------------------------------------------------------------------------------+
|                  PARATIEPLUS(TM)   NLS ENGINE RELEASE  2018.0    FULL VERSION  *Build date:Nov 13, 2017*                    |
|                                                                                                                               |
|                                    NewProject.BaseDesignSection_28.A1M1R1_1183                                                |
|                                  Exe Time : 4 September 2018 18:05:30                                                         |
+-------------------------------------------------------------------------------------------------------------------------------+
 I N I T I A L   S T R E S S   T A B L E S

            S E C T I O N

 NUMBER OF DEFINED TABLES             2


INPUT DATA FOR INITIAL STRESS SET NO.    1
PERTAINING SOIL ELEMENTS AT Y-COORD    0.0000

ACTIVATION TIME                              1.0000
END TIME (TIME BEYOND WHICH IT IS REMOVED)   6.0000

TYPE BOUSSINESQ

 HORIZONTAL DISTANCE (DY)           1.00000000000000
 FOUNDATION WIDTH    (B)            5.00000000000000
 ZETA-F.....                   0.000000000000000E+000
 Q-F .....                      23.0800000000000
 BETA .....                     45.0000000000000
 BEHAVIOUR (0=FREE, 1=REFLECTING)  0.000000000000000E+000


INPUT DATA FOR INITIAL STRESS SET NO.    2
PERTAINING SOIL ELEMENTS AT Y-COORD    0.0000

ACTIVATION TIME                              1.0000
END TIME (TIME BEYOND WHICH IT IS REMOVED)   6.0000

TYPE BOUSSINESQ

 HORIZONTAL DISTANCE (DY)           12.0000000000000
 FOUNDATION WIDTH    (B)            18.0000000000000
 ZETA-F.....                    2.70000000000000
 Q-F .....                      23.0800000000000
 BETA .....                     45.0000000000000
 BEHAVIOUR (0=FREE, 1=REFLECTING)  0.000000000000000E+000


 ELEMENT GROUPS BACKUP AREA CAN STAY IN CORE AT
 POSITION        5195

 NO. OF D.P.W  FOR THIS AREA       7030
 MAX NO. OF D.P.W. AVAILABLE      81920
 ** MAX NO OF ITERATIONS SET TO          40

ITER     0 RNORM = 0.000     RMNORM= 0.000
           RINORM=0.1535E+05 RIMNOR= 0.000
           RENORM=0.1735E-28 REMNOR= 0.000     RATIO =0.3363E-16 TOLER =0.1000E-03      CONVERGED !
           RFMAX = 18.82     RMMAX = 0.000
           RTSMAL=0.1000E-03 RMSMAL= 0.000
           RDT   =0.1535E+05 RDR   = 0.000
           RATIOT=0.3363E-16 RATIOR= 0.000
           MAX UN=0.1776E-14 IEQ=   115 NODE     58 DOF   1  Y-DISPL.F
           MIN UN=-.3553E-14 IEQ=    79 NODE     40 DOF   1  Y-DISPL.F
           NO. OF CONTACT CONSTRAINT VIOLATIONS     0


ITER     1 RNORM = 0.000     RMNORM= 0.000
           RINORM=0.1535E+05 RIMNOR= 0.000
           RENORM=0.6577E-30 REMNOR=0.1573E-52 RATIO =0.6546E-17 TOLER =0.1000E-03      CONVERGED !
           RFMAX = 18.82     RMMAX = 0.000
           RTSMAL=0.1000E-03 RMSMAL= 0.000
           RDT   =0.1535E+05 RDR   = 0.000
           RATIOT=0.6546E-17 RATIOR= 0.000
```

```
  MAX UN=0.1810E-15 IEQ=   113 NODE     57 DOF   1  Y-DISPL.F
  MIN UN=-.1687E-15 IEQ=    51 NODE     26 DOF   1  Y-DISPL.F
  NO. OF CONTACT CONSTRAINT VIOLATIONS     0


ITER     2 RNORM = 0.000     RMNORM= 0.000
  RINORM=0.1535E+05 RIMNOR= 0.000
  RENORM=0.4899E-30 REMNOR=0.3952E-52 RATIO =0.5650E-17 TOLER =0.1000E-03      CONVERGED !
  RFMAX = 18.82     RMMAX = 0.000
  RTSMAL=0.1000E-03 RMSMAL= 0.000
  RDT   =0.1535E+05 RDR   = 0.000
  RATIOT=0.5650E-17 RATIOR= 0.000
  MAX UN=0.1108E-15 IEQ=   113 NODE     57 DOF   1  Y-DISPL.F
  MIN UN=-.1654E-15 IEQ=    51 NODE     26 DOF   1  Y-DISPL.F
  NO. OF CONTACT CONSTRAINT VIOLATIONS     0
```

```
+-------------------------------------------------------------------------------------------------------------------------+
|                   PARATIEPLUS(TM)   NLS ENGINE RELEASE  2018.0    FULL VERSION  *Build date:Nov 13, 2017*              |
|                                                                                                                         |
|                                     NewProject.BaseDesignSection_28.A1M1R1_1183                                         |
|                                  Exe Time : 4 September 2018 18:05:30                                                   |
+-------------------------------------------------------------------------------------------------------------------------+
New Project
SOLUTION REACHED USING     2 ITERATIONS ON   40

P R I N T   O U T   F O R   T I M E   S T E P    1     ( AT TIME   1.000     )

PRINT OUT OF ACTIVE COMPONENTS (FIXED NODES ARE NOT PRINTED OUT)

          Y-DISPL.F        X-ROT. F
           (02)             (04)            (


ALL NODAL POINTS HAVE ZERO DISPLACEMENT COMPONENTS
```

```
+-------------------------------------------------------------------------------------------------------------------------------+
|                   PARATIEPLUS(TM)   NLS ENGINE RELEASE  2018.0    FULL VERSION  *Build date:Nov 13, 2017*                    |
|                                                                                                                               |
|                                    NewProject.BaseDesignSection_28.A1M1R1_1183                                                |
|                                  Exe Time : 4 September 2018 18:05:30                                                         |
+-------------------------------------------------------------------------------------------------------------------------------+
New Project


S T R E S S   R E S U L T S   F O R   G R O U P   N O.   1

0_L                                                              :
ELEMENT TYPE    5 NO.OF ELEMENTS. IN THIS GROUP   59
C U R R E N T   T I M E   I S      1.0000

 HARDENING 2D SOIL ELEMENT

 ****** TOTAL STRESS FORMULATION *****

  EL *   FORCE     DISPL-Y  VERTICAL-P  HORIZON.-P     MAX-V-P     MAX-H-P           STATE   STIFFNESS Z-LEVEL      PORE
E FACTOR    UFACTOR       Peq           Su_a         Su_p     LAYER
 ------------------------------------------------------------------------------------------------------------------------------
-------------------------------------------------------------------------------------------
   1 D  0.1884      1.3175E-20  4.9038E-02   1.884      4.9038E-02   1.884            V-C  3.3888E+04   0.000       0.000
1.000       1.000       1.884       0.000       0.000     DI1_164_167_L_0
   2 D   1.196      1.3251E-20   3.297       5.981       3.297       5.981            V-C  3.3888E+04 -0.2000       0.000
1.000       1.000       5.981       0.000       0.000     DI1_164_167_L_0
   3 D   1.936      1.3327E-20   6.733       9.681       6.733       9.681            V-C  3.3888E+04 -0.4000       0.000
1.000       1.000       9.681       0.000       0.000     DI1_164_167_L_0
   4 D   2.560      1.3402E-20   10.41       12.80       10.41       12.80            V-C  3.3888E+04 -0.6000       0.000
1.000       1.000       12.80       0.000       0.000     DI1_164_167_L_0
   5 D   3.073      1.3476E-20   14.26       15.37       14.26       15.37            V-C  3.3888E+04 -0.8000       0.000
1.000       1.000       15.37       0.000       0.000     DI1_164_167_L_0
   6 D   3.502      1.3548E-20   18.19       17.51       18.19       17.51            V-C  3.3888E+04  -1.000       0.000
1.000       1.000       17.51       0.000       0.000     DI1_164_167_L_0
   7 D   3.873      1.3616E-20   22.12       19.37       22.12       19.37            V-C  3.3888E+04  -1.200       0.000
1.000       1.000       19.37       0.000       0.000     DI1_164_167_L_0
   8 D   4.206      1.3680E-20   26.08       21.03       26.08       21.03            V-C  3.3888E+04  -1.400       0.000
1.000       1.000       21.03       0.000       0.000     DI1_164_167_L_0
   9 D   4.516      1.3737E-20   30.53       22.58       30.53       22.58            V-C  3.3888E+04  -1.600       0.000
1.000       1.000       22.58       0.000       0.000     DI1_164_167_L_0
  10 D   4.810      1.3784E-20   34.76       24.05       34.76       24.05            V-C  3.3888E+04  -1.800       0.000
1.000       1.000       24.05       0.000       0.000     DI1_164_167_L_0
  11 D   5.095      1.3822E-20   38.82       25.48       38.82       25.48            V-C  3.3888E+04  -2.000       0.000
1.000       1.000       25.48       0.000       0.000     DI1_164_167_L_0
  12 D   5.376      1.3848E-20   42.76       26.88       42.76       26.88            V-C  3.3888E+04  -2.200       0.000
1.000       1.000       26.88       0.000       0.000     DI1_164_167_L_0
  13 D   5.653      1.3864E-20   46.59       28.27       46.59       28.27            V-C  3.3888E+04  -2.400       0.000
1.000       1.000       28.27       0.000       0.000     DI1_164_167_L_0
  14 D   5.929      1.3869E-20   50.35       29.65       50.35       29.65            V-C  3.3888E+04  -2.600       0.000
1.000       1.000       29.65       0.000       0.000     DI1_164_167_L_0
  15 D   6.206      1.3862E-20   54.05       31.03       54.05       31.03            V-C  3.3888E+04  -2.800       0.000
1.000       1.000       31.03       0.000       0.000     DI1_164_167_L_0
  16 D   6.483      1.3843E-20   57.69       32.41       57.69       32.41            V-C  3.3888E+04  -3.000       0.000
1.000       1.000       32.41       0.000       0.000     DI1_164_167_L_0
  17 D   6.761      1.3810E-20   61.47       33.80       61.47       33.80            V-C  3.3888E+04  -3.200       0.000
1.000       1.000       33.80       0.000       0.000     DI1_164_167_L_0
  18 D   7.041      1.3763E-20   65.02       35.20       65.02       35.20            V-C  3.3888E+04  -3.400       0.000
1.000       1.000       35.20       0.000       0.000     DI1_164_167_L_0
  19 D   7.322      1.3701E-20   68.54       36.61       68.54       36.61            V-C  3.3888E+04  -3.600       0.000
1.000       1.000       36.61       0.000       0.000     DI1_164_167_L_0
  20 D   7.605      1.3623E-20   72.04       38.02       72.04       38.02            V-C  3.3888E+04  -3.800       0.000
1.000       1.000       38.02       0.000       0.000     DI1_164_167_L_0
  21 D   7.890      1.3531E-20   75.37       39.45       75.37       39.45            V-C  3.3888E+04  -4.000       0.000
1.000       1.000       39.45       0.000       0.000     DI1_164_167_L_0
  22 D   8.177      1.3425E-20   78.83       40.88       78.83       40.88            V-C  3.3888E+04  -4.200       0.000
1.000       1.000       40.88       0.000       0.000     DI1_164_167_L_0
  23 D   8.465      1.3306E-20   82.27       42.32       82.27       42.32            V-C  3.3888E+04  -4.400       0.000
1.000       1.000       42.32       0.000       0.000     DI1_164_167_L_0
  24 D   8.755      1.3173E-20   85.70       43.78       85.70       43.78            V-C  3.3888E+04  -4.600       0.000
1.000       1.000       43.78       0.000       0.000     DI1_164_167_L_0
```

25 D	9.047	1.3027E-20	89.12	45.23	89.12	45.23	V-C	3.3888E+04	-4.800	0.000
1.000	1.000	45.23	0.000	0.000	DI1_164_167_L_0					
26 D	9.340	1.2866E-20	92.53	46.70	92.53	46.70	V-C	8.1679E+04	-5.000	0.000
1.000	1.000	46.70	0.000	0.000	DI2_165_168_L_0					
27 D	9.635	1.2691E-20	95.92	48.18	95.92	48.18	V-C	8.1679E+04	-5.200	0.000
1.000	1.000	48.18	0.000	0.000	DI2_165_168_L_0					
28 D	9.931	1.2500E-20	99.31	49.66	99.31	49.66	V-C	8.1679E+04	-5.400	0.000
1.000	1.000	49.66	0.000	0.000	DI2_165_168_L_0					
29 D	10.23	1.2292E-20	102.7	51.14	102.7	51.14	V-C	8.1679E+04	-5.600	0.000
1.000	1.000	51.14	0.000	0.000	DI2_165_168_L_0					
30 D	10.53	1.2063E-20	106.1	52.64	106.1	52.64	V-C	8.1679E+04	-5.800	0.000
1.000	1.000	52.64	0.000	0.000	DI2_165_168_L_0					
31 D	10.83	1.1812E-20	109.4	54.14	109.4	54.14	V-C	8.1679E+04	-6.000	0.000
1.000	1.000	54.14	0.000	0.000	DI2_165_168_L_0					
32 D	11.13	1.1535E-20	112.4	55.64	112.4	55.64	V-C	8.1679E+04	-6.200	0.000
1.000	1.000	55.64	0.000	0.000	DI2_165_168_L_0					
33 D	11.43	1.1228E-20	115.4	57.15	115.4	57.15	V-C	8.1679E+04	-6.400	0.000
1.000	1.000	57.15	0.000	0.000	DI2_165_168_L_0					
34 D	11.73	1.0887E-20	118.4	58.66	118.4	58.66	V-C	8.1679E+04	-6.600	0.000
1.000	1.000	58.66	0.000	0.000	DI2_165_168_L_0					
35 D	12.04	1.0508E-20	121.4	60.18	121.4	60.18	V-C	8.1679E+04	-6.800	0.000
1.000	1.000	60.18	0.000	0.000	DI2_165_168_L_0					
36 D	12.34	1.0086E-20	124.4	61.70	124.4	61.70	V-C	8.1679E+04	-7.000	0.000
1.000	1.000	61.70	0.000	0.000	DI2_165_168_L_0					
37 D	12.64	9.6149E-21	127.5	63.22	127.5	63.22	V-C	8.1679E+04	-7.200	0.000
1.000	1.000	63.22	0.000	0.000	DI2_165_168_L_0					
38 D	12.95	9.0893E-21	130.5	64.75	130.5	64.75	V-C	8.1679E+04	-7.400	0.000
1.000	1.000	64.75	0.000	0.000	DI2_165_168_L_0					
39 D	13.26	8.5031E-21	133.6	66.28	133.6	66.28	V-C	8.1679E+04	-7.600	0.000
1.000	1.000	66.28	0.000	0.000	DI2_165_168_L_0					
40 D	13.56	7.8499E-21	136.6	67.81	136.6	67.81	V-C	8.1679E+04	-7.800	0.000
1.000	1.000	67.81	0.000	0.000	DI2_165_168_L_0					
41 D	13.87	7.1249E-21	139.7	69.35	139.7	69.35	V-C	8.1679E+04	-8.000	0.000
1.000	1.000	69.35	0.000	0.000	DI2_165_168_L_0					
42 D	14.18	6.3306E-21	142.8	70.89	142.8	70.89	V-C	8.1679E+04	-8.200	0.000
1.000	1.000	70.89	0.000	0.000	DI2_165_168_L_0					
43 D	14.49	5.4715E-21	145.8	72.43	145.8	72.43	V-C	8.1679E+04	-8.400	0.000
1.000	1.000	72.43	0.000	0.000	DI2_165_168_L_0					
44 D	14.79	4.5515E-21	148.9	73.97	148.9	73.97	V-C	8.1679E+04	-8.600	0.000
1.000	1.000	73.97	0.000	0.000	DI2_165_168_L_0					
45 D	15.10	3.5746E-21	152.0	75.51	152.0	75.51	V-C	8.1679E+04	-8.800	0.000
1.000	1.000	75.51	0.000	0.000	DI2_165_168_L_0					
46 D	15.41	2.5447E-21	155.1	77.05	155.1	77.05	V-C	8.1679E+04	-9.000	0.000
1.000	1.000	77.05	0.000	0.000	DI2_165_168_L_0					
47 D	15.72	1.4653E-21	158.2	78.60	158.2	78.60	V-C	8.1679E+04	-9.200	0.000
1.000	1.000	78.60	0.000	0.000	DI2_165_168_L_0					
48 D	16.03	3.4018E-22	161.3	80.14	161.3	80.14	V-C	8.1679E+04	-9.400	0.000
1.000	1.000	80.14	0.000	0.000	DI2_165_168_L_0					
49 D	16.34	-8.2719E-22	164.4	81.69	164.4	81.69	V-C	8.1679E+04	-9.600	0.000
1.000	1.000	81.69	0.000	0.000	DI2_165_168_L_0					
50 D	16.65	-2.0332E-21	167.5	83.24	167.5	83.24	V-C	8.1679E+04	-9.800	0.000
1.000	1.000	83.24	0.000	0.000	DI2_165_168_L_0					
51 D	16.96	-3.2742E-21	170.6	84.79	170.6	84.79	V-C	8.1679E+04	-10.00	0.000
1.000	1.000	84.79	0.000	0.000	DI2_165_168_L_0					
52 D	17.27	-4.5466E-21	173.8	86.34	173.8	86.34	V-C	8.1679E+04	-10.20	0.000
1.000	1.000	86.34	0.000	0.000	DI2_165_168_L_0					
53 D	17.58	-5.8464E-21	176.9	87.89	176.9	87.89	V-C	8.1679E+04	-10.40	0.000
1.000	1.000	87.89	0.000	0.000	DI2_165_168_L_0					
54 D	17.89	-7.1698E-21	180.0	89.44	180.0	89.44	V-C	8.1679E+04	-10.60	0.000
1.000	1.000	89.44	0.000	0.000	DI2_165_168_L_0					
55 D	18.20	-8.5125E-21	183.1	91.00	183.1	91.00	V-C	8.1679E+04	-10.80	0.000
1.000	1.000	91.00	0.000	0.000	DI2_165_168_L_0					
56 D	18.51	-9.8702E-21	186.3	92.55	186.3	92.55	V-C	8.1679E+04	-11.00	0.000
1.000	1.000	92.55	0.000	0.000	DI2_165_168_L_0					
57 D	18.82	-1.1238E-20	189.4	94.10	189.4	94.10	V-C	8.1679E+04	-11.20	0.000
1.000	1.000	94.10	0.000	0.000	DI2_165_168_L_0					
58 D	14.35	-1.2611E-20	192.5	95.66	192.5	95.66	V-C	8.1679E+04	-11.40	0.000
1.000	1.000	95.66	0.000	0.000	DI2_165_168_L_0					
59 D	4.822	-1.3298E-20	194.1	96.44	194.1	96.44	V-C	8.1679E+04	-11.50	0.000
1.000	1.000	96.44	0.000	0.000	DI2_165_168_L_0					

```
+-------------------------------------------------------------------------------------------------------------------------------+
|                   PARATIEPLUS(TM)   NLS ENGINE RELEASE  2018.0    FULL VERSION  *Build date:Nov 13, 2017*                    |
|                                                                                                                               |
|                                    NewProject.BaseDesignSection_28.A1M1R1_1183                                                |
|                                  Exe Time : 4 September 2018 18:05:30                                                         |
+-------------------------------------------------------------------------------------------------------------------------------+
New Project


S T R E S S   R E S U L T S   F O R   G R O U P   N O.   2

0_R                                                          :
ELEMENT TYPE    5 NO.OF ELEMENTS. IN THIS GROUP   59
C U R R E N T   T I M E   I S      1.0000

 HARDENING 2D SOIL ELEMENT

 ****** TOTAL STRESS FORMULATION *****

  EL *   FORCE     DISPL-Y  VERTICAL-P  HORIZON.-P     MAX-V-P     MAX-H-P          STATE   STIFFNESS Z-LEVEL      PORE
E FACTOR    UFACTOR       Peq          Su_a        Su_p     LAYER
 ------------------------------------------------------------------------------------------------------------------------------
-------------------------------------------------------------------------------------------
   1 D  0.1884     -1.3175E-20   0.000       1.884       0.000       1.884            V-C  2.2592E+04   0.000       0.000
1.000       1.000       1.884       0.000       0.000     DI1_164_167_L_0
   2 D   1.196     -1.3251E-20   3.200       5.981       3.200       5.981            V-C  2.2592E+04 -0.2000       0.000
1.000       1.000       5.981       0.000       0.000     DI1_164_167_L_0
   3 D   1.936     -1.3327E-20   6.400       9.681       6.400       9.681            V-C  2.2592E+04 -0.4000       0.000
1.000       1.000       9.681       0.000       0.000     DI1_164_167_L_0
   4 D   2.560     -1.3402E-20   9.600       12.80       9.600       12.80            V-C  2.2592E+04 -0.6000       0.000
1.000       1.000       12.80       0.000       0.000     DI1_164_167_L_0
   5 D   3.073     -1.3476E-20   12.80       15.37       12.80       15.37            V-C  2.2592E+04 -0.8000       0.000
1.000       1.000       15.37       0.000       0.000     DI1_164_167_L_0
   6 D   3.502     -1.3548E-20   16.00       17.51       16.00       17.51            V-C  2.2592E+04  -1.000       0.000
1.000       1.000       17.51       0.000       0.000     DI1_164_167_L_0
   7 D   3.873     -1.3616E-20   19.20       19.37       19.20       19.37            V-C  2.2592E+04  -1.200       0.000
1.000       1.000       19.37       0.000       0.000     DI1_164_167_L_0
   8 D   4.206     -1.3680E-20   22.40       21.03       22.40       21.03            V-C  2.2592E+04  -1.400       0.000
1.000       1.000       21.03       0.000       0.000     DI1_164_167_L_0
   9 D   4.516     -1.3737E-20   25.60       22.58       25.60       22.58            V-C  2.2592E+04  -1.600       0.000
1.000       1.000       22.58       0.000       0.000     DI1_164_167_L_0
  10 D   4.810     -1.3784E-20   28.80       24.05       28.80       24.05            V-C  2.2592E+04  -1.800       0.000
1.000       1.000       24.05       0.000       0.000     DI1_164_167_L_0
  11 D   5.095     -1.3822E-20   32.00       25.48       32.00       25.48            V-C  2.2592E+04  -2.000       0.000
1.000       1.000       25.48       0.000       0.000     DI1_164_167_L_0
  12 D   5.376     -1.3848E-20   35.20       26.88       35.20       26.88            V-C  2.2592E+04  -2.200       0.000
1.000       1.000       26.88       0.000       0.000     DI1_164_167_L_0
  13 D   5.653     -1.3864E-20   38.40       28.27       38.40       28.27            V-C  2.2592E+04  -2.400       0.000
1.000       1.000       28.27       0.000       0.000     DI1_164_167_L_0
  14 D   5.929     -1.3869E-20   41.60       29.65       41.60       29.65            V-C  2.2592E+04  -2.600       0.000
1.000       1.000       29.65       0.000       0.000     DI1_164_167_L_0
  15 D   6.206     -1.3862E-20   44.80       31.03       44.80       31.03            V-C  2.2592E+04  -2.800       0.000
1.000       1.000       31.03       0.000       0.000     DI1_164_167_L_0
  16 D   6.483     -1.3843E-20   48.00       32.41       48.00       32.41            V-C  2.2592E+04  -3.000       0.000
1.000       1.000       32.41       0.000       0.000     DI1_164_167_L_0
  17 D   6.761     -1.3810E-20   51.20       33.80       51.20       33.80            V-C  2.2592E+04  -3.200       0.000
1.000       1.000       33.80       0.000       0.000     DI1_164_167_L_0
  18 D   7.041     -1.3763E-20   54.40       35.20       54.40       35.20            V-C  2.2592E+04  -3.400       0.000
1.000       1.000       35.20       0.000       0.000     DI1_164_167_L_0
  19 D   7.322     -1.3701E-20   57.60       36.61       57.60       36.61            V-C  2.2592E+04  -3.600       0.000
1.000       1.000       36.61       0.000       0.000     DI1_164_167_L_0
  20 D   7.605     -1.3623E-20   60.80       38.02       60.80       38.02            V-C  2.2592E+04  -3.800       0.000
1.000       1.000       38.02       0.000       0.000     DI1_164_167_L_0
  21 D   7.890     -1.3531E-20   64.00       39.45       64.00       39.45            V-C  2.2592E+04  -4.000       0.000
1.000       1.000       39.45       0.000       0.000     DI1_164_167_L_0
  22 D   8.177     -1.3425E-20   67.20       40.88       67.20       40.88            V-C  2.2592E+04  -4.200       0.000
1.000       1.000       40.88       0.000       0.000     DI1_164_167_L_0
  23 D   8.465     -1.3306E-20   70.40       42.32       70.40       42.32            V-C  2.2592E+04  -4.400       0.000
1.000       1.000       42.32       0.000       0.000     DI1_164_167_L_0
  24 D   8.755     -1.3173E-20   73.60       43.78       73.60       43.78            V-C  2.2592E+04  -4.600       0.000
1.000       1.000       43.78       0.000       0.000     DI1_164_167_L_0
```

25 D	9.047	-1.3027E-20	76.80	45.23	76.80	45.23	V-C	2.2592E+04	-4.800	0.000		
1.000	1.000	45.23	0.000	0.000	DI1_164_167_L_0							
26 D	9.340	-1.2866E-20	80.00	46.70	80.00	46.70	V-C	4.8158E+04	-5.000	0.000		
1.000	1.000	46.70	0.000	0.000	DI2_165_168_L_0							
27 D	9.635	-1.2691E-20	83.20	48.18	83.20	48.18	V-C	4.8158E+04	-5.200	0.000		
1.000	1.000	48.18	0.000	0.000	DI2_165_168_L_0							
28 D	9.931	-1.2500E-20	86.40	49.66	86.40	49.66	V-C	4.8158E+04	-5.400	0.000		
1.000	1.000	49.66	0.000	0.000	DI2_165_168_L_0							
29 D	10.23	-1.2292E-20	89.60	51.14	89.60	51.14	V-C	4.8158E+04	-5.600	0.000		
1.000	1.000	51.14	0.000	0.000	DI2_165_168_L_0							
30 D	10.53	-1.2063E-20	92.80	52.64	92.80	52.64	V-C	4.8158E+04	-5.800	0.000		
1.000	1.000	52.64	0.000	0.000	DI2_165_168_L_0							
31 D	10.83	-1.1812E-20	96.00	54.14	96.00	54.14	V-C	4.8158E+04	-6.000	0.000		
1.000	1.000	54.14	0.000	0.000	DI2_165_168_L_0							
32 D	11.13	-1.1535E-20	99.20	55.64	99.20	55.64	V-C	4.8158E+04	-6.200	0.000		
1.000	1.000	55.64	0.000	0.000	DI2_165_168_L_0							
33 D	11.43	-1.1228E-20	102.4	57.15	102.4	57.15	V-C	4.8158E+04	-6.400	0.000		
1.000	1.000	57.15	0.000	0.000	DI2_165_168_L_0							
34 D	11.73	-1.0887E-20	105.6	58.66	105.6	58.66	V-C	4.8158E+04	-6.600	0.000		
1.000	1.000	58.66	0.000	0.000	DI2_165_168_L_0							
35 D	12.04	-1.0508E-20	108.8	60.18	108.8	60.18	V-C	4.8158E+04	-6.800	0.000		
1.000	1.000	60.18	0.000	0.000	DI2_165_168_L_0							
36 D	12.34	-1.0086E-20	112.0	61.70	112.0	61.70	V-C	4.8158E+04	-7.000	0.000		
1.000	1.000	61.70	0.000	0.000	DI2_165_168_L_0							
37 D	12.64	-9.6149E-21	115.2	63.22	115.2	63.22	V-C	4.8158E+04	-7.200	0.000		
1.000	1.000	63.22	0.000	0.000	DI2_165_168_L_0							
38 D	12.95	-9.0893E-21	118.4	64.75	118.4	64.75	V-C	4.8158E+04	-7.400	0.000		
1.000	1.000	64.75	0.000	0.000	DI2_165_168_L_0							
39 D	13.26	-8.5031E-21	121.6	66.28	121.6	66.28	V-C	4.8158E+04	-7.600	0.000		
1.000	1.000	66.28	0.000	0.000	DI2_165_168_L_0							
40 D	13.56	-7.8499E-21	124.8	67.81	124.8	67.81	V-C	4.8158E+04	-7.800	0.000		
1.000	1.000	67.81	0.000	0.000	DI2_165_168_L_0							
41 D	13.87	-7.1249E-21	128.0	69.35	128.0	69.35	V-C	4.8158E+04	-8.000	0.000		
1.000	1.000	69.35	0.000	0.000	DI2_165_168_L_0							
42 D	14.18	-6.3306E-21	131.2	70.89	131.2	70.89	V-C	4.8158E+04	-8.200	0.000		
1.000	1.000	70.89	0.000	0.000	DI2_165_168_L_0							
43 D	14.49	-5.4715E-21	134.4	72.43	134.4	72.43	V-C	4.8158E+04	-8.400	0.000		
1.000	1.000	72.43	0.000	0.000	DI2_165_168_L_0							
44 D	14.79	-4.5515E-21	137.6	73.97	137.6	73.97	V-C	4.8158E+04	-8.600	0.000		
1.000	1.000	73.97	0.000	0.000	DI2_165_168_L_0							
45 D	15.10	-3.5746E-21	140.8	75.51	140.8	75.51	V-C	4.8158E+04	-8.800	0.000		
1.000	1.000	75.51	0.000	0.000	DI2_165_168_L_0							
46 D	15.41	-2.5447E-21	144.0	77.05	144.0	77.05	V-C	4.8158E+04	-9.000	0.000		
1.000	1.000	77.05	0.000	0.000	DI2_165_168_L_0							
47 D	15.72	-1.4653E-21	147.2	78.60	147.2	78.60	V-C	4.8158E+04	-9.200	0.000		
1.000	1.000	78.60	0.000	0.000	DI2_165_168_L_0							
48 D	16.03	-3.4018E-22	150.4	80.14	150.4	80.14	V-C	4.8158E+04	-9.400	0.000		
1.000	1.000	80.14	0.000	0.000	DI2_165_168_L_0							
49 D	16.34	8.2719E-22	153.6	81.69	153.6	81.69	V-C	4.8158E+04	-9.600	0.000		
1.000	1.000	81.69	0.000	0.000	DI2_165_168_L_0							
50 D	16.65	2.0332E-21	156.8	83.24	156.8	83.24	V-C	4.8158E+04	-9.800	0.000		
1.000	1.000	83.24	0.000	0.000	DI2_165_168_L_0							
51 D	16.96	3.2742E-21	160.0	84.79	160.0	84.79	V-C	4.8158E+04	-10.00	0.000		
1.000	1.000	84.79	0.000	0.000	DI2_165_168_L_0							
52 D	17.27	4.5466E-21	163.2	86.34	163.2	86.34	V-C	4.8158E+04	-10.20	0.000		
1.000	1.000	86.34	0.000	0.000	DI2_165_168_L_0							
53 D	17.58	5.8464E-21	166.4	87.89	166.4	87.89	V-C	4.8158E+04	-10.40	0.000		
1.000	1.000	87.89	0.000	0.000	DI2_165_168_L_0							
54 D	17.89	7.1698E-21	169.6	89.44	169.6	89.44	V-C	4.8158E+04	-10.60	0.000		
1.000	1.000	89.44	0.000	0.000	DI2_165_168_L_0							
55 D	18.20	8.5125E-21	172.8	91.00	172.8	91.00	V-C	4.8158E+04	-10.80	0.000		
1.000	1.000	91.00	0.000	0.000	DI2_165_168_L_0							
56 D	18.51	9.8702E-21	176.0	92.55	176.0	92.55	V-C	4.8158E+04	-11.00	0.000		
1.000	1.000	92.55	0.000	0.000	DI2_165_168_L_0							
57 D	18.82	1.1238E-20	179.2	94.10	179.2	94.10	V-C	4.8158E+04	-11.20	0.000		
1.000	1.000	94.10	0.000	0.000	DI2_165_168_L_0							
58 D	14.35	1.2611E-20	182.4	95.66	182.4	95.66	V-C	4.8158E+04	-11.40	0.000		
1.000	1.000	95.66	0.000	0.000	DI2_165_168_L_0							
59 D	4.822	1.3298E-20	184.0	96.44	184.0	96.44	V-C	4.8158E+04	-11.50	0.000		
1.000	1.000	96.44	0.000	0.000	DI2_165_168_L_0							

```
+-------------------------------------------------------------------------------------------------------------------------+
|                   PARATIEPLUS(TM)   NLS ENGINE RELEASE  2018.0    FULL VERSION  *Build date:Nov 13, 2017*              |
|                                                                                                                         |
|                                      NewProject.BaseDesignSection_28.A1M1R1_1183                                        |
|                                    Exe Time : 4 September 2018 18:05:30                                                 |
+-------------------------------------------------------------------------------------------------------------------------+
New Project


S T R E S S   R E S U L T S   F O R   G R O U P   N O.   3

WallElement_33                                                :
ELEMENT TYPE    2 NO.OF ELEMENTS. IN THIS GROUP   58
C U R R E N T   T I M E   I S     1.0000

 WALL2D ELEMENT

   EL      TA          TB          MA          MB
-------------------------------------------------------
    1 4.22744E-17-4.22744E-17 5.71135E-28 8.45487E-18
    2 1.26674E-16-1.26674E-16-8.45487E-18 3.37896E-17
    3 2.10923E-16-2.10923E-16-3.37896E-17 7.59743E-17
    4 2.95021E-16-2.95021E-16-7.59743E-17 1.34979E-16
    5 3.78965E-16-3.78965E-16-1.34979E-16 2.10772E-16
    6 4.62748E-16-4.62748E-16-2.10772E-16 3.03321E-16
    7 5.46362E-16-5.46362E-16-3.03321E-16 4.12594E-16
    8 6.29796E-16-6.29796E-16-4.12594E-16 5.38553E-16
    9 7.13033E-16-7.13033E-16-5.38553E-16 6.81159E-16
   10-9.21258E-17 9.21258E-17-6.81159E-16 6.62734E-16
   11-9.34821E-18 9.34821E-18-6.62734E-16 6.60865E-16
   12 7.31569E-17-7.31569E-17-6.60865E-16 6.75496E-16
   13 1.55354E-16-1.55354E-16-6.75496E-16 7.06567E-16
   14 2.37201E-16-2.37201E-16-7.06567E-16 7.54007E-16
   15 3.18650E-16-3.18650E-16-7.54007E-16 8.17737E-16
   16 3.99647E-16-3.99647E-16-8.17737E-16 8.97666E-16
   17 4.80131E-16-4.80131E-16-8.97666E-16 9.93693E-16
   18-3.28144E-16 3.28144E-16-9.93693E-16 9.28064E-16
   19-2.48896E-16 2.48896E-16-9.28064E-16 8.78285E-16
   20-1.70385E-16 1.70385E-16-8.78285E-16 8.44208E-16
   21-9.26998E-17 9.26998E-17-8.44208E-16 8.25668E-16
   22-1.59376E-17 1.59376E-17-8.25668E-16 8.22480E-16
   23 5.97977E-17-5.97977E-17-8.22480E-16 8.34440E-16
   24 1.34394E-16-1.34394E-16-8.34440E-16 8.61319E-16
   25 2.07733E-16-2.07733E-16-8.61319E-16 9.02865E-16
   26 3.73141E-16-3.73141E-16-9.02865E-16 9.77493E-16
   27 5.35057E-16-5.35057E-16-9.77493E-16 1.08450E-15
   28 6.93153E-16-6.93153E-16-1.08450E-15 1.22313E-15
   29 8.47086E-16-8.47086E-16-1.22313E-15 1.39255E-15
   30 9.96497E-16-9.96497E-16-1.39255E-15 1.59185E-15
   31 1.14101E-15-1.14101E-15-1.59185E-15 1.82005E-15
   32 1.28024E-15-1.28024E-15-1.82005E-15 2.07610E-15
   33 1.41379E-15-1.41379E-15-2.07610E-15 2.35886E-15
   34 1.54124E-15-1.54124E-15-2.35886E-15 2.66711E-15
   35 1.66217E-15-1.66217E-15-2.66711E-15 2.99954E-15
   36 1.77616E-15-1.77616E-15-2.99954E-15 3.35477E-15
   37 1.88278E-15-1.88278E-15-3.35477E-15 3.73133E-15
   38 1.98160E-15-1.98160E-15-3.73133E-15 4.12765E-15
   39 2.07219E-15-2.07219E-15-4.12765E-15 4.54208E-15
   40-1.39859E-15 1.39859E-15-4.54208E-15 4.26237E-15
   41-1.32572E-15 1.32572E-15-4.26237E-15 3.99722E-15
   42-1.26231E-15 1.26231E-15-3.99722E-15 3.74476E-15
   43-1.20876E-15 1.20876E-15-3.74476E-15 3.50301E-15
   44-1.16542E-15 1.16542E-15-3.50301E-15 3.26992E-15
   45-1.13265E-15 1.13265E-15-3.26992E-15 3.04339E-15
   46-1.11077E-15 1.11077E-15-3.04339E-15 2.82124E-15
   47-1.10006E-15 1.10006E-15-2.82124E-15 2.60123E-15
   48-1.10080E-15 1.10080E-15-2.60123E-15 2.38107E-15
   49-1.11321E-15 1.11321E-15-2.38107E-15 2.15843E-15
   50-1.13752E-15 1.13752E-15-2.15843E-15 1.93092E-15
   51-1.17388E-15 1.17388E-15-1.93092E-15 1.69614E-15
   52-1.22246E-15 1.22246E-15-1.69614E-15 1.45166E-15
```

```
53-1.28334E-15 1.28334E-15-1.45166E-15 1.19499E-15
54-1.35664E-15 1.35664E-15-1.19499E-15 9.23665E-16
55-1.44240E-15 1.44240E-15-9.23665E-16 6.35185E-16
56-1.54067E-15 1.54067E-15-6.35185E-16 3.27052E-16
57-1.65146E-15 1.65146E-15-3.27052E-16-3.24031E-18
58 3.23999E-17-3.23999E-17 3.24031E-18-9.08768E-28
```

```
+-------------------------------------------------------------------------------------------------------------------------------+
|                   PARATIEPLUS(TM)   NLS ENGINE RELEASE  2018.0    FULL VERSION  *Build date:Nov 13, 2017*                    |
|                                                                                                                               |
|                                      NewProject.BaseDesignSection_28.A1M1R1_1183                                              |
|                                   Exe Time : 4 September 2018 18:05:30                                                        |
+-------------------------------------------------------------------------------------------------------------------------------+
New Project


S T R E S S    R E S U L T S    F O R    G R O U P    N O.    4

Tieback_175                                                 :
ELEMENT TYPE    6 NO.OF ELEMENTS. IN THIS GROUP    1
C U R R E N T    T I M E    I S      1.0000

 POST-TENSION 2D-BOUNDARY ELEMENT

         EL    FORCE          d0          EDISPL     pl. eps          K     -ve limit   +ve limit
-------------------------------------------------------------------------------------------------------

***** NO ONE ELEMENT ACTIVE AT CURRENT STEP *****

ITER     0 RNORM = 0.000     RMNORM= 0.000
           RINORM=0.1437E+05 RIMNOR=0.4582E-27
           RENORM= 71.64     REMNOR=0.3952E-52 RATIO =0.7061E-01 TOLER =0.1000E-03  NOT CONVERGED
           RFMAX = 18.82     RMMAX =0.4542E-14
           RTSMAL=0.1000E-03 RMSMAL=0.1000E-19
           RDT   =0.1437E+05 RDR   =0.1000E-19
           RATIOT=0.7061E-01 RATIOR= 0.000
           MAX UN= 3.502     IEQ=    11 NODE      6 DOF   1  Y-DISPL.F
           MIN UN=-.1171E-26 IEQ=    36 NODE     18 DOF   2   X-ROT. F
           NO. OF CONTACT CONSTRAINT VIOLATIONS     0


ITER     2 RNORM = 0.000     RMNORM= 0.000
           RINORM=0.1437E+05 RIMNOR=0.4582E-27
           RENORM=0.9645     REMNOR=0.3419E-21 RATIO =0.8193E-02 TOLER =0.1000E-03  NOT CONVERGED
           RFMAX = 18.82     RMMAX =0.4542E-14
           RTSMAL=0.1000E-03 RMSMAL=0.1000E-19
           RDT   =0.1437E+05 RDR   =0.1000E-19
           RATIOT=0.8193E-02 RATIOR= 0.000
           MAX UN=0.6906     IEQ=    13 NODE      7 DOF   1  Y-DISPL.F
           MIN UN=-.1494E-09 IEQ=    15 NODE      8 DOF   1  Y-DISPL.F
           NO. OF CONTACT CONSTRAINT VIOLATIONS     0


ITER     3 RNORM = 0.000     RMNORM= 0.000
           RINORM=0.1437E+05 RIMNOR=0.4582E-27
           RENORM=0.4471E-19 REMNOR=0.1003E-21 RATIO =0.1764E-11 TOLER =0.1000E-03      CONVERGED !
           RFMAX = 18.82     RMMAX =0.4542E-14
           RTSMAL=0.1000E-03 RMSMAL=0.1000E-19
           RDT   =0.1437E+05 RDR   =0.1000E-19
           RATIOT=0.1764E-11 RATIOR= 0.000
           MAX UN=0.9339E-10 IEQ=    17 NODE      9 DOF   1  Y-DISPL.F
           MIN UN=-.9680E-10 IEQ=    15 NODE      8 DOF   1  Y-DISPL.F
           NO. OF CONTACT CONSTRAINT VIOLATIONS     0
```

```
+-------------------------------------------------------------------------------------------------------------------------+
|                   PARATIEPLUS(TM)   NLS ENGINE RELEASE  2018.0    FULL VERSION  *Build date:Nov 13, 2017*              |
|                                                                                                                         |
|                                      NewProject.BaseDesignSection_28.A1M1R1_1183                                        |
|                                   Exe Time : 4 September 2018 18:05:30                                                  |
+-------------------------------------------------------------------------------------------------------------------------+
New Project
SOLUTION REACHED USING     3 ITERATIONS ON   40

P R I N T   O U T   F O R   T I M E   S T E P    2     ( AT TIME   2.000     )

PRINT OUT OF ACTIVE COMPONENTS (FIXED NODES ARE NOT PRINTED OUT)

          Y-DISPL.F        X-ROT. F
            (02)             (04)           (
    1   1.3481215E-04  -2.4191799E-05
    2   1.2997379E-04  -2.4191786E-05
    3   1.2513555E-04  -2.4189964E-05
    4   1.2029835E-04  -2.4179851E-05
    5   1.1546516E-04  -2.4146562E-05
    6   1.1064294E-04  -2.4065133E-05
    7   1.0584454E-04  -2.3902104E-05
    8   1.0108877E-04  -2.3638947E-05
    9   9.6395205E-05  -2.3282181E-05
   10   9.1781310E-05  -2.2844257E-05
   11   8.7262129E-05  -2.2336932E-05
   12   8.2850440E-05  -2.1771069E-05
   13   7.8556946E-05  -2.1156543E-05
   14   7.4390477E-05  -2.0502200E-05
   15   7.0358200E-05  -1.9815833E-05
   16   6.6465829E-05  -1.9104190E-05
   17   6.2717810E-05  -1.8372981E-05
   18   5.9117608E-05  -1.7626914E-05
   19   5.5667788E-05  -1.6869701E-05
   20   5.2370287E-05  -1.6104102E-05
   21   4.9226599E-05  -1.5331960E-05
   22   4.6237892E-05  -1.4554226E-05
   23   4.3405274E-05  -1.3771012E-05
   24   4.0729899E-05  -1.2981624E-05
   25   3.8213133E-05  -1.2184603E-05
   26   3.5856712E-05  -1.1377767E-05
   27   3.3662427E-05  -1.0565089E-05
   28   3.1630427E-05  -9.7563090E-06
   29   2.9759087E-05  -8.9597823E-06
   30   2.8045227E-05  -8.1825722E-06
   31   2.6484378E-05  -7.4305580E-06
   32   2.5071011E-05  -6.7085419E-06
   33   2.3798714E-05  -6.0203341E-06
   34   2.2660427E-05  -5.3688703E-06
   35   2.1648574E-05  -4.7562886E-06
   36   2.0755224E-05  -4.1840197E-06
   37   1.9972229E-05  -3.6528708E-06
   38   1.9291322E-05  -3.1630917E-06
   39   1.8704249E-05  -2.7144611E-06
   40   1.8202837E-05  -2.3063410E-06
   41   1.7779078E-05  -1.9377396E-06
   42   1.7425193E-05  -1.6073653E-06
   43   1.7133686E-05  -1.3136758E-06
   44   1.6897393E-05  -1.0549222E-06
   45   1.6709517E-05  -8.2918928E-07
   46   1.6563654E-05  -6.3442532E-07
   47   1.6453826E-05  -4.6847900E-07
   48   1.6374490E-05  -3.2912062E-07
   49   1.6320557E-05  -2.1406528E-07
   50   1.6287398E-05  -1.2099180E-07
   51   1.6270851E-05  -4.7556139E-08
   52   1.6267224E-05   8.5947200E-09
   53   1.6273293E-05   4.9808182E-08
   54   1.6286307E-05   7.8434162E-08
   55   1.6303983E-05   9.6801370E-08
   56   1.6324498E-05   1.0722419E-07
```

```
57   1.6346496E-05   1.1199801E-07
58   1.6369073E-05   1.1339797E-07
59   1.6380418E-05   1.1346779E-07
```

```
+-------------------------------------------------------------------------------------------------------------------------------+
|                   PARATIEPLUS(TM)   NLS ENGINE RELEASE  2018.0    FULL VERSION  *Build date:Nov 13, 2017*                    |
|                                                                                                                               |
|                                     NewProject.BaseDesignSection_28.A1M1R1_1183                                               |
|                                   Exe Time : 4 September 2018 18:05:30                                                        |
+-------------------------------------------------------------------------------------------------------------------------------+
New Project


S T R E S S   R E S U L T S   F O R   G R O U P   N O.   1

0_L                                                              :
ELEMENT TYPE    5 NO.OF ELEMENTS. IN THIS GROUP   59
C U R R E N T   T I M E   I S      2.0000

 HARDENING 2D SOIL ELEMENT

 ****** TOTAL STRESS FORMULATION *****

  EL *   FORCE     DISPL-Y  VERTICAL-P  HORIZON.-P     MAX-V-P     MAX-H-P           STATE   STIFFNESS Z-LEVEL      PORE
E FACTOR    UFACTOR       Peq           Su_a         Su_p     LAYER
 ------------------------------------------------------------------------------------------------------------------------------
-------------------------------------------------------------------------------------------
   1 D  1.6330E-03 -1.3481E-04  4.9038E-02  1.6330E-02  4.9038E-02   1.884          ACTIVE   0.000       0.000       0.000
1.000       1.000      1.6330E-02   0.000       0.000     DI1_164_167_L_0
   2 D  0.2196     -1.2997E-04   3.297       1.098       3.297       5.981          ACTIVE   0.000     -0.2000       0.000
1.000       1.000       1.098       0.000       0.000     DI1_164_167_L_0
   3 D  0.5792     -1.2514E-04   6.733       2.896       6.733       9.681           UL-RL  5.4221E+04 -0.4000       0.000
1.000       1.000       2.896       0.000       0.000     DI1_164_167_L_0
   4 D   1.255     -1.2030E-04   10.41       6.276       10.41       12.80           UL-RL  5.4221E+04 -0.6000       0.000
1.000       1.000       6.276       0.000       0.000     DI1_164_167_L_0
   5 D   1.821     -1.1547E-04   14.26       9.105       14.26       15.37           UL-RL  5.4221E+04 -0.8000       0.000
1.000       1.000       9.105       0.000       0.000     DI1_164_167_L_0
   6 D   2.302     -1.1064E-04   18.19       11.51       18.19       17.51           UL-RL  5.4221E+04  -1.000       0.000
1.000       1.000       11.51       0.000       0.000     DI1_164_167_L_0
   7 D   2.725     -1.0584E-04   22.12       13.63       22.12       19.37           UL-RL  5.4221E+04  -1.200       0.000
1.000       1.000       13.63       0.000       0.000     DI1_164_167_L_0
   8 D   3.110     -1.0109E-04   26.08       15.55       26.08       21.03           UL-RL  5.4221E+04  -1.400       0.000
1.000       1.000       15.55       0.000       0.000     DI1_164_167_L_0
   9 D   3.470     -9.6395E-05   30.53       17.35       30.53       22.58           UL-RL  5.4221E+04  -1.600       0.000
1.000       1.000       17.35       0.000       0.000     DI1_164_167_L_0
  10 D   3.815     -9.1781E-05   34.76       19.07       34.76       24.05           UL-RL  5.4221E+04  -1.800       0.000
1.000       1.000       19.07       0.000       0.000     DI1_164_167_L_0
  11 D   4.149     -8.7262E-05   38.82       20.75       38.82       25.48           UL-RL  5.4221E+04  -2.000       0.000
1.000       1.000       20.75       0.000       0.000     DI1_164_167_L_0
  12 D   4.477     -8.2850E-05   42.76       22.39       42.76       26.88           UL-RL  5.4221E+04  -2.200       0.000
1.000       1.000       22.39       0.000       0.000     DI1_164_167_L_0
  13 D   4.801     -7.8557E-05   46.59       24.01       46.59       28.27           UL-RL  5.4221E+04  -2.400       0.000
1.000       1.000       24.01       0.000       0.000     DI1_164_167_L_0
  14 D   5.123     -7.4390E-05   50.35       25.61       50.35       29.65           UL-RL  5.4221E+04  -2.600       0.000
1.000       1.000       25.61       0.000       0.000     DI1_164_167_L_0
  15 D   5.443     -7.0358E-05   54.05       27.21       54.05       31.03           UL-RL  5.4221E+04  -2.800       0.000
1.000       1.000       27.21       0.000       0.000     DI1_164_167_L_0
  16 D   5.762     -6.6466E-05   57.69       28.81       57.69       32.41           UL-RL  5.4221E+04  -3.000       0.000
1.000       1.000       28.81       0.000       0.000     DI1_164_167_L_0
  17 D   6.081     -6.2718E-05   61.47       30.40       61.47       33.80           UL-RL  5.4221E+04  -3.200       0.000
1.000       1.000       30.40       0.000       0.000     DI1_164_167_L_0
  18 D   6.400     -5.9118E-05   65.02       32.00       65.02       35.20           UL-RL  5.4221E+04  -3.400       0.000
1.000       1.000       32.00       0.000       0.000     DI1_164_167_L_0
  19 D   6.718     -5.5668E-05   68.54       33.59       68.54       36.61           UL-RL  5.4221E+04  -3.600       0.000
1.000       1.000       33.59       0.000       0.000     DI1_164_167_L_0
  20 D   7.037     -5.2370E-05   72.04       35.19       72.04       38.02           UL-RL  5.4221E+04  -3.800       0.000
1.000       1.000       35.19       0.000       0.000     DI1_164_167_L_0
  21 D   7.356     -4.9227E-05   75.37       36.78       75.37       39.45           UL-RL  5.4221E+04  -4.000       0.000
1.000       1.000       36.78       0.000       0.000     DI1_164_167_L_0
  22 D   7.675     -4.6238E-05   78.83       38.38       78.83       40.88           UL-RL  5.4221E+04  -4.200       0.000
1.000       1.000       38.38       0.000       0.000     DI1_164_167_L_0
  23 D   7.994     -4.3405E-05   82.27       39.97       82.27       42.32           UL-RL  5.4221E+04  -4.400       0.000
1.000       1.000       39.97       0.000       0.000     DI1_164_167_L_0
  24 D   8.313     -4.0730E-05   85.70       41.57       85.70       43.78           UL-RL  5.4221E+04  -4.600       0.000
1.000       1.000       41.57       0.000       0.000     DI1_164_167_L_0
```

25 D	8.632	-3.8213E-05	89.12	43.16	89.12	45.23	UL-RL	5.4221E+04	-4.800	0.000	
1.000	1.000	43.16	0.000	0.000	DI1_164_167_L_0						
26 D	8.403	-3.5857E-05	92.53	42.02	92.53	46.70	UL-RL	1.3069E+05	-5.000	0.000	
1.000	1.000	42.02	0.000	0.000	DI2_165_168_L_0						
27 D	8.755	-3.3662E-05	95.92	43.78	95.92	48.18	UL-RL	1.3069E+05	-5.200	0.000	
1.000	1.000	43.78	0.000	0.000	DI2_165_168_L_0						
28 D	9.104	-3.1630E-05	99.31	45.52	99.31	49.66	UL-RL	1.3069E+05	-5.400	0.000	
1.000	1.000	45.52	0.000	0.000	DI2_165_168_L_0						
29 D	9.451	-2.9759E-05	102.7	47.25	102.7	51.14	UL-RL	1.3069E+05	-5.600	0.000	
1.000	1.000	47.25	0.000	0.000	DI2_165_168_L_0						
30 D	9.794	-2.8045E-05	106.1	48.97	106.1	52.64	UL-RL	1.3069E+05	-5.800	0.000	
1.000	1.000	48.97	0.000	0.000	DI2_165_168_L_0						
31 D	10.13	-2.6484E-05	109.4	50.67	109.4	54.14	UL-RL	1.3069E+05	-6.000	0.000	
1.000	1.000	50.67	0.000	0.000	DI2_165_168_L_0						
32 D	10.47	-2.5071E-05	112.4	52.36	112.4	55.64	UL-RL	1.3069E+05	-6.200	0.000	
1.000	1.000	52.36	0.000	0.000	DI2_165_168_L_0						
33 D	10.81	-2.3799E-05	115.4	54.04	115.4	57.15	UL-RL	1.3069E+05	-6.400	0.000	
1.000	1.000	54.04	0.000	0.000	DI2_165_168_L_0						
34 D	11.14	-2.2660E-05	118.4	55.70	118.4	58.66	UL-RL	1.3069E+05	-6.600	0.000	
1.000	1.000	55.70	0.000	0.000	DI2_165_168_L_0						
35 D	11.47	-2.1649E-05	121.4	57.35	121.4	60.18	UL-RL	1.3069E+05	-6.800	0.000	
1.000	1.000	57.35	0.000	0.000	DI2_165_168_L_0						
36 D	11.80	-2.0755E-05	124.4	58.99	124.4	61.70	UL-RL	1.3069E+05	-7.000	0.000	
1.000	1.000	58.99	0.000	0.000	DI2_165_168_L_0						
37 D	12.12	-1.9972E-05	127.5	60.61	127.5	63.22	UL-RL	1.3069E+05	-7.200	0.000	
1.000	1.000	60.61	0.000	0.000	DI2_165_168_L_0						
38 D	12.45	-1.9291E-05	130.5	62.23	130.5	64.75	UL-RL	1.3069E+05	-7.400	0.000	
1.000	1.000	62.23	0.000	0.000	DI2_165_168_L_0						
39 D	12.77	-1.8704E-05	133.6	63.84	133.6	66.28	UL-RL	1.3069E+05	-7.600	0.000	
1.000	1.000	63.84	0.000	0.000	DI2_165_168_L_0						
40 D	13.09	-1.8203E-05	136.6	65.44	136.6	67.81	UL-RL	1.3069E+05	-7.800	0.000	
1.000	1.000	65.44	0.000	0.000	DI2_165_168_L_0						
41 D	13.41	-1.7779E-05	139.7	67.03	139.7	69.35	UL-RL	1.3069E+05	-8.000	0.000	
1.000	1.000	67.03	0.000	0.000	DI2_165_168_L_0						
42 D	13.72	-1.7425E-05	142.8	68.61	142.8	70.89	UL-RL	1.3069E+05	-8.200	0.000	
1.000	1.000	68.61	0.000	0.000	DI2_165_168_L_0						
43 D	14.04	-1.7134E-05	145.8	70.19	145.8	72.43	UL-RL	1.3069E+05	-8.400	0.000	
1.000	1.000	70.19	0.000	0.000	DI2_165_168_L_0						
44 D	14.35	-1.6897E-05	148.9	71.76	148.9	73.97	UL-RL	1.3069E+05	-8.600	0.000	
1.000	1.000	71.76	0.000	0.000	DI2_165_168_L_0						
45 D	14.67	-1.6710E-05	152.0	73.33	152.0	75.51	UL-RL	1.3069E+05	-8.800	0.000	
1.000	1.000	73.33	0.000	0.000	DI2_165_168_L_0						
46 D	14.98	-1.6564E-05	155.1	74.89	155.1	77.05	UL-RL	1.3069E+05	-9.000	0.000	
1.000	1.000	74.89	0.000	0.000	DI2_165_168_L_0						
47 D	15.29	-1.6454E-05	158.2	76.45	158.2	78.60	UL-RL	1.3069E+05	-9.200	0.000	
1.000	1.000	76.45	0.000	0.000	DI2_165_168_L_0						
48 D	15.60	-1.6374E-05	161.3	78.00	161.3	80.14	UL-RL	1.3069E+05	-9.400	0.000	
1.000	1.000	78.00	0.000	0.000	DI2_165_168_L_0						
49 D	15.91	-1.6321E-05	164.4	79.56	164.4	81.69	UL-RL	1.3069E+05	-9.600	0.000	
1.000	1.000	79.56	0.000	0.000	DI2_165_168_L_0						
50 D	16.22	-1.6287E-05	167.5	81.11	167.5	83.24	UL-RL	1.3069E+05	-9.800	0.000	
1.000	1.000	81.11	0.000	0.000	DI2_165_168_L_0						
51 D	16.53	-1.6271E-05	170.6	82.66	170.6	84.79	UL-RL	1.3069E+05	-10.00	0.000	
1.000	1.000	82.66	0.000	0.000	DI2_165_168_L_0						
52 D	16.84	-1.6267E-05	173.8	84.21	173.8	86.34	UL-RL	1.3069E+05	-10.20	0.000	
1.000	1.000	84.21	0.000	0.000	DI2_165_168_L_0						
53 D	17.15	-1.6273E-05	176.9	85.77	176.9	87.89	UL-RL	1.3069E+05	-10.40	0.000	
1.000	1.000	85.77	0.000	0.000	DI2_165_168_L_0						
54 D	17.46	-1.6286E-05	180.0	87.32	180.0	89.44	UL-RL	1.3069E+05	-10.60	0.000	
1.000	1.000	87.32	0.000	0.000	DI2_165_168_L_0						
55 D	17.77	-1.6304E-05	183.1	88.87	183.1	91.00	UL-RL	1.3069E+05	-10.80	0.000	
1.000	1.000	88.87	0.000	0.000	DI2_165_168_L_0						
56 D	18.08	-1.6324E-05	186.3	90.42	186.3	92.55	UL-RL	1.3069E+05	-11.00	0.000	
1.000	1.000	90.42	0.000	0.000	DI2_165_168_L_0						
57 D	18.39	-1.6346E-05	189.4	91.97	189.4	94.10	UL-RL	1.3069E+05	-11.20	0.000	
1.000	1.000	91.97	0.000	0.000	DI2_165_168_L_0						
58 D	14.03	-1.6369E-05	192.5	93.52	192.5	95.66	UL-RL	1.3069E+05	-11.40	0.000	
1.000	1.000	93.52	0.000	0.000	DI2_165_168_L_0						
59 D	4.715	-1.6380E-05	194.1	94.29	194.1	96.44	UL-RL	1.3069E+05	-11.50	0.000	
1.000	1.000	94.29	0.000	0.000	DI2_165_168_L_0						

```
+-------------------------------------------------------------------------------------------------------------------------------+
|                   PARATIEPLUS(TM)   NLS ENGINE RELEASE  2018.0    FULL VERSION  *Build date:Nov 13, 2017*                    |
|                                                                                                                               |
|                                    NewProject.BaseDesignSection_28.A1M1R1_1183                                                |
|                                  Exe Time : 4 September 2018 18:05:30                                                         |
+-------------------------------------------------------------------------------------------------------------------------------+
New Project


S T R E S S   R E S U L T S   F O R   G R O U P   N O.   2

0_R                                                          :
ELEMENT TYPE    5 NO.OF ELEMENTS. IN THIS GROUP   59
C U R R E N T   T I M E   I S      2.0000

 HARDENING 2D SOIL ELEMENT

 ****** TOTAL STRESS FORMULATION *****

  EL *   FORCE     DISPL-Y  VERTICAL-P  HORIZON.-P     MAX-V-P     MAX-H-P           STATE   STIFFNESS Z-LEVEL      PORE
E FACTOR    UFACTOR       Peq           Su_a         Su_p     LAYER
 ------------------------------------------------------------------------------------------------------------------------------
-------------------------------------------------------------------------------------------
   1     0.000         --          --          --          --          --          REMOVED     --        0.000       0.000
1.000       1.000       0.000       0.000       0.000     not available
   2     0.000         --          --          --          --          --          REMOVED     --      -0.2000       0.000
1.000       1.000       0.000       0.000       0.000     not available
   3     0.000         --          --          --          --          --          REMOVED     --      -0.4000       0.000
1.000       1.000       0.000       0.000       0.000     not available
   4     0.000         --          --          --          --          --          REMOVED     --      -0.6000       0.000
1.000       1.000       0.000       0.000       0.000     not available
   5     0.000         --          --          --          --          --          REMOVED     --      -0.8000       0.000
1.000       1.000       0.000       0.000       0.000     not available
   6 D   0.000     1.1064E-04   0.000       0.000       16.00       17.51         PASSIVE   0.000      -1.000       0.000
1.000       1.000       0.000       0.000       0.000     DI1_164_167_L_0
   7 D   2.744     1.0584E-04   3.200       13.72       19.20       19.37         PASSIVE   0.000      -1.200       0.000
1.000       1.000       13.72       0.000       0.000     DI1_164_167_L_0
   8 D   3.894     1.0109E-04   6.400       19.47       22.40       21.03           UL-RL  3.6147E+04  -1.400       0.000
1.000       1.000       19.47       0.000       0.000     DI1_164_167_L_0
   9 D   4.220     9.6395E-05   9.600       21.10       25.60       22.58           UL-RL  3.6147E+04  -1.600       0.000
1.000       1.000       21.10       0.000       0.000     DI1_164_167_L_0
  10 D   4.513     9.1781E-05   12.80       22.57       28.80       24.05           UL-RL  3.6147E+04  -1.800       0.000
1.000       1.000       22.57       0.000       0.000     DI1_164_167_L_0
  11 D   4.789     8.7262E-05   16.00       23.94       32.00       25.48           UL-RL  3.6147E+04  -2.000       0.000
1.000       1.000       23.94       0.000       0.000     DI1_164_167_L_0
  12 D   5.054     8.2850E-05   19.20       25.27       35.20       26.88           UL-RL  3.6147E+04  -2.200       0.000
1.000       1.000       25.27       0.000       0.000     DI1_164_167_L_0
  13 D   5.314     7.8557E-05   22.40       26.57       38.40       28.27           UL-RL  3.6147E+04  -2.400       0.000
1.000       1.000       26.57       0.000       0.000     DI1_164_167_L_0
  14 D   5.571     7.4390E-05   25.60       27.85       41.60       29.65           UL-RL  3.6147E+04  -2.600       0.000
1.000       1.000       27.85       0.000       0.000     DI1_164_167_L_0
  15 D   5.826     7.0358E-05   28.80       29.13       44.80       31.03           UL-RL  3.6147E+04  -2.800       0.000
1.000       1.000       29.13       0.000       0.000     DI1_164_167_L_0
  16 D   6.082     6.6466E-05   32.00       30.41       48.00       32.41           UL-RL  3.6147E+04  -3.000       0.000
1.000       1.000       30.41       0.000       0.000     DI1_164_167_L_0
  17 D   6.340     6.2718E-05   35.20       31.70       51.20       33.80           UL-RL  3.6147E+04  -3.200       0.000
1.000       1.000       31.70       0.000       0.000     DI1_164_167_L_0
  18 D   6.599     5.9118E-05   38.40       32.99       54.40       35.20           UL-RL  3.6147E+04  -3.400       0.000
1.000       1.000       32.99       0.000       0.000     DI1_164_167_L_0
  19 D   6.859     5.5668E-05   41.60       34.30       57.60       36.61           UL-RL  3.6147E+04  -3.600       0.000
1.000       1.000       34.30       0.000       0.000     DI1_164_167_L_0
  20 D   7.123     5.2370E-05   44.80       35.61       60.80       38.02           UL-RL  3.6147E+04  -3.800       0.000
1.000       1.000       35.61       0.000       0.000     DI1_164_167_L_0
  21 D   7.388     4.9227E-05   48.00       36.94       64.00       39.45           UL-RL  3.6147E+04  -4.000       0.000
1.000       1.000       36.94       0.000       0.000     DI1_164_167_L_0
  22 D   7.657     4.6238E-05   51.20       38.28       67.20       40.88           UL-RL  3.6147E+04  -4.200       0.000
1.000       1.000       38.28       0.000       0.000     DI1_164_167_L_0
  23 D   7.927     4.3405E-05   54.40       39.64       70.40       42.32           UL-RL  3.6147E+04  -4.400       0.000
1.000       1.000       39.64       0.000       0.000     DI1_164_167_L_0
  24 D   8.201     4.0730E-05   57.60       41.00       73.60       43.78           UL-RL  3.6147E+04  -4.600       0.000
1.000       1.000       41.00       0.000       0.000     DI1_164_167_L_0
```

25 D	8.476	3.8213E-05	60.80	42.38	76.80	45.23	UL-RL	3.6147E+04	-4.800	0.000	
1.000	1.000	42.38	0.000	0.000	DI1_164_167_L_0						
26 D	9.048	3.5857E-05	64.00	45.24	80.00	46.70	UL-RL	7.7052E+04	-5.000	0.000	
1.000	1.000	45.24	0.000	0.000	DI2_165_168_L_0						
27 D	9.311	3.3662E-05	67.20	46.56	83.20	48.18	UL-RL	7.7052E+04	-5.200	0.000	
1.000	1.000	46.56	0.000	0.000	DI2_165_168_L_0						
28 D	9.578	3.1630E-05	70.40	47.89	86.40	49.66	UL-RL	7.7052E+04	-5.400	0.000	
1.000	1.000	47.89	0.000	0.000	DI2_165_168_L_0						
29 D	9.848	2.9759E-05	73.60	49.24	89.60	51.14	UL-RL	7.7052E+04	-5.600	0.000	
1.000	1.000	49.24	0.000	0.000	DI2_165_168_L_0						
30 D	10.12	2.8045E-05	76.80	50.61	92.80	52.64	UL-RL	7.7052E+04	-5.800	0.000	
1.000	1.000	50.61	0.000	0.000	DI2_165_168_L_0						
31 D	10.40	2.6484E-05	80.00	51.99	96.00	54.14	UL-RL	7.7052E+04	-6.000	0.000	
1.000	1.000	51.99	0.000	0.000	DI2_165_168_L_0						
32 D	10.68	2.5071E-05	83.20	53.40	99.20	55.64	UL-RL	7.7052E+04	-6.200	0.000	
1.000	1.000	53.40	0.000	0.000	DI2_165_168_L_0						
33 D	10.96	2.3799E-05	86.40	54.81	102.4	57.15	UL-RL	7.7052E+04	-6.400	0.000	
1.000	1.000	54.81	0.000	0.000	DI2_165_168_L_0						
34 D	11.25	2.2660E-05	89.60	56.24	105.6	58.66	UL-RL	7.7052E+04	-6.600	0.000	
1.000	1.000	56.24	0.000	0.000	DI2_165_168_L_0						
35 D	11.54	2.1649E-05	92.80	57.69	108.8	60.18	UL-RL	7.7052E+04	-6.800	0.000	
1.000	1.000	57.69	0.000	0.000	DI2_165_168_L_0						
36 D	11.83	2.0755E-05	96.00	59.15	112.0	61.70	UL-RL	7.7052E+04	-7.000	0.000	
1.000	1.000	59.15	0.000	0.000	DI2_165_168_L_0						
37 D	12.12	1.9972E-05	99.20	60.61	115.2	63.22	UL-RL	7.7052E+04	-7.200	0.000	
1.000	1.000	60.61	0.000	0.000	DI2_165_168_L_0						
38 D	12.42	1.9291E-05	102.4	62.09	118.4	64.75	UL-RL	7.7052E+04	-7.400	0.000	
1.000	1.000	62.09	0.000	0.000	DI2_165_168_L_0						
39 D	12.72	1.8704E-05	105.6	63.58	121.6	66.28	UL-RL	7.7052E+04	-7.600	0.000	
1.000	1.000	63.58	0.000	0.000	DI2_165_168_L_0						
40 D	13.02	1.8203E-05	108.8	65.08	124.8	67.81	UL-RL	7.7052E+04	-7.800	0.000	
1.000	1.000	65.08	0.000	0.000	DI2_165_168_L_0						
41 D	13.32	1.7779E-05	112.0	66.59	128.0	69.35	UL-RL	7.7052E+04	-8.000	0.000	
1.000	1.000	66.59	0.000	0.000	DI2_165_168_L_0						
42 D	13.62	1.7425E-05	115.2	68.10	131.2	70.89	UL-RL	7.7052E+04	-8.200	0.000	
1.000	1.000	68.10	0.000	0.000	DI2_165_168_L_0						
43 D	13.92	1.7134E-05	118.4	69.62	134.4	72.43	UL-RL	7.7052E+04	-8.400	0.000	
1.000	1.000	69.62	0.000	0.000	DI2_165_168_L_0						
44 D	14.23	1.6897E-05	121.6	71.14	137.6	73.97	UL-RL	7.7052E+04	-8.600	0.000	
1.000	1.000	71.14	0.000	0.000	DI2_165_168_L_0						
45 D	14.54	1.6710E-05	124.8	72.68	140.8	75.51	UL-RL	7.7052E+04	-8.800	0.000	
1.000	1.000	72.68	0.000	0.000	DI2_165_168_L_0						
46 D	14.84	1.6564E-05	128.0	74.21	144.0	77.05	UL-RL	7.7052E+04	-9.000	0.000	
1.000	1.000	74.21	0.000	0.000	DI2_165_168_L_0						
47 D	15.15	1.6454E-05	131.2	75.75	147.2	78.60	UL-RL	7.7052E+04	-9.200	0.000	
1.000	1.000	75.75	0.000	0.000	DI2_165_168_L_0						
48 D	15.46	1.6374E-05	134.4	77.29	150.4	80.14	UL-RL	7.7052E+04	-9.400	0.000	
1.000	1.000	77.29	0.000	0.000	DI2_165_168_L_0						
49 D	15.77	1.6321E-05	137.6	78.84	153.6	81.69	UL-RL	7.7052E+04	-9.600	0.000	
1.000	1.000	78.84	0.000	0.000	DI2_165_168_L_0						
50 D	16.08	1.6287E-05	140.8	80.39	156.8	83.24	UL-RL	7.7052E+04	-9.800	0.000	
1.000	1.000	80.39	0.000	0.000	DI2_165_168_L_0						
51 D	16.39	1.6271E-05	144.0	81.94	160.0	84.79	UL-RL	7.7052E+04	-10.00	0.000	
1.000	1.000	81.94	0.000	0.000	DI2_165_168_L_0						
52 D	16.70	1.6267E-05	147.2	83.49	163.2	86.34	UL-RL	7.7052E+04	-10.20	0.000	
1.000	1.000	83.49	0.000	0.000	DI2_165_168_L_0						
53 D	17.01	1.6273E-05	150.4	85.04	166.4	87.89	UL-RL	7.7052E+04	-10.40	0.000	
1.000	1.000	85.04	0.000	0.000	DI2_165_168_L_0						
54 D	17.32	1.6286E-05	153.6	86.60	169.6	89.44	UL-RL	7.7052E+04	-10.60	0.000	
1.000	1.000	86.60	0.000	0.000	DI2_165_168_L_0						
55 D	17.63	1.6304E-05	156.8	88.16	172.8	91.00	UL-RL	7.7052E+04	-10.80	0.000	
1.000	1.000	88.16	0.000	0.000	DI2_165_168_L_0						
56 D	17.94	1.6324E-05	160.0	89.71	176.0	92.55	UL-RL	7.7052E+04	-11.00	0.000	
1.000	1.000	89.71	0.000	0.000	DI2_165_168_L_0						
57 D	18.25	1.6346E-05	163.2	91.27	179.2	94.10	UL-RL	7.7052E+04	-11.20	0.000	
1.000	1.000	91.27	0.000	0.000	DI2_165_168_L_0						
58 D	13.92	1.6369E-05	166.4	92.83	182.4	95.66	UL-RL	7.7052E+04	-11.40	0.000	
1.000	1.000	92.83	0.000	0.000	DI2_165_168_L_0						
59 D	4.680	1.6380E-05	168.0	93.61	184.0	96.44	UL-RL	7.7052E+04	-11.50	0.000	
1.000	1.000	93.61	0.000	0.000	DI2_165_168_L_0						

```
+-----------------------------------------------------------------------------------------------------------------------+
|                   PARATIEPLUS(TM)   NLS ENGINE RELEASE  2018.0    FULL VERSION  *Build date:Nov 13, 2017*             |
|                                                                                                                       |
|                                    NewProject.BaseDesignSection_28.A1M1R1_1183                                        |
|                                  Exe Time : 4 September 2018 18:05:30                                                 |
+-----------------------------------------------------------------------------------------------------------------------+
New Project


S T R E S S   R E S U L T S   F O R   G R O U P   N O.   3

WallElement_33                                                :
ELEMENT TYPE    2 NO.OF ELEMENTS. IN THIS GROUP   58
C U R R E N T   T I M E   I S     2.0000

 WALL2D ELEMENT

   EL      TA          TB          MA          MB
-------------------------------------------------------
    1 1.63295E-03-1.63295E-03-7.10543E-13 3.26591E-04
    2 0.22124    -0.22124    -3.26591E-04 4.45744E-02
    3 0.80043    -0.80043    -4.45744E-02 0.20466
    4  2.0555     -2.0555    -0.20466     0.61577
    5  3.8765     -3.8765    -0.61577      1.3911
    6  6.1788     -6.1788     -1.3911      2.6268
    7  6.1597     -6.1597     -2.6268      3.8588
    8  5.3753     -5.3753     -3.8588      4.9338
    9  4.6255     -4.6255     -4.9338      5.8589
   10  3.9266     -3.9266     -5.8589      6.6443
   11  3.2868     -3.2868     -6.6443      7.3016
   12  2.7097     -2.7097     -7.3016      7.8435
   13  2.1970     -2.1970     -7.8435      8.2829
   14  1.7491     -1.7491     -8.2829      8.6328
   15  1.3655     -1.3655     -8.6328      8.9059
   16  1.0451     -1.0451     -8.9059      9.1149
   17 0.78625    -0.78625     -9.1149      9.2721
   18 0.58727    -0.58727     -9.2721      9.3896
   19 0.44610    -0.44610     -9.3896      9.4788
   20 0.36054    -0.36054     -9.4788      9.5509
   21 0.32827    -0.32827     -9.5509      9.6166
   22 0.34689    -0.34689     -9.6166      9.6860
   23 0.41390    -0.41390     -9.6860      9.7687
   24 0.52673    -0.52673     -9.7687      9.8741
   25 0.68275    -0.68275     -9.8741      10.011
   26 3.75697E-02-3.75697E-02 -10.011      10.018
   27-0.51835     0.51835     -10.018      9.9145
   28-0.99160     0.99160     -9.9145      9.7162
   29 -1.3887      1.3887     -9.7162      9.4384
   30 -1.7161      1.7161     -9.4384      9.0952
   31 -1.9800      1.9800     -9.0952      8.6992
   32 -2.1865      2.1865     -8.6992      8.2619
   33 -2.3413      2.3413     -8.2619      7.7936
   34 -2.4500      2.4500     -7.7936      7.3036
   35 -2.5176      2.5176     -7.3036      6.8001
   36 -2.5491      2.5491     -6.8001      6.2903
   37 -2.5490      2.5490     -6.2903      5.7805
   38 -2.5215      2.5215     -5.7805      5.2762
   39 -2.4704      2.4704     -5.2762      4.7821
   40 -2.3993      2.3993     -4.7821      4.3022
   41 -2.3113      2.3113     -4.3022      3.8400
   42 -2.2093      2.2093     -3.8400      3.3981
   43 -2.0958      2.0958     -3.3981      2.9789
   44 -1.9731      1.9731     -2.9789      2.5843
   45 -1.8432      1.8432     -2.5843      2.2157
   46 -1.7079      1.7079     -2.2157      1.8741
   47 -1.5685      1.5685     -1.8741      1.5604
   48 -1.4263      1.4263     -1.5604      1.2752
   49 -1.2824      1.2824     -1.2752      1.0187
   50 -1.1376      1.1376     -1.0187     0.79116
   51-0.99252     0.99252    -0.79116     0.59266
   52-0.84775     0.84775    -0.59266     0.42311
```

```
53-0.70365     0.70365    -0.42311     0.28238
54-0.56050     0.56050    -0.28238     0.17028
55-0.41846     0.41846    -0.17028     8.65907E-02
56-0.27765     0.27765    -8.65907E-02 3.10614E-02
57-0.13810     0.13810    -3.10614E-02 3.44094E-03
58-3.44059E-02 3.44059E-02-3.44094E-03-1.20348E-12
```

```
+-------------------------------------------------------------------------------------------------------------------------+
|                   PARATIEPLUS(TM)   NLS ENGINE RELEASE  2018.0    FULL VERSION  *Build date:Nov 13, 2017*              |
|                                                                                                                         |
|                                    NewProject.BaseDesignSection_28.A1M1R1_1183                                          |
|                                  Exe Time : 4 September 2018 18:05:30                                                   |
+-------------------------------------------------------------------------------------------------------------------------+
New Project


S T R E S S   R E S U L T S   F O R   G R O U P   N O.   4

Tieback_175                                                :
ELEMENT TYPE    6 NO.OF ELEMENTS. IN THIS GROUP    1
C U R R E N T   T I M E   I S      2.0000

 POST-TENSION 2D-BOUNDARY ELEMENT

         EL    FORCE          d0          EDISPL     pl. eps          K     -ve limit   +ve limit
-----------------------------------------------------------------------------------------------------

***** NO ONE ELEMENT ACTIVE AT CURRENT STEP *****

ITER     0 RNORM = 0.000     RMNORM= 0.000
           RINORM=0.2906E+05 RIMNOR= 4700.
           RENORM=0.1439E+05 REMNOR=0.1003E-21 RATIO =0.7036     TOLER =0.1000E-03  NOT CONVERGED
           RFMAX = 119.9     RMMAX = 10.02
           RTSMAL=0.1000E-02 RMSMAL=0.1000E-03
           RDT   =0.2906E+05 RDR   = 4700.
           RATIOT=0.7036     RATIOR= 0.000
           MAX UN=0.9339E-10 IEQ=    17 NODE      9 DOF   1  Y-DISPL.F
           MIN UN=-119.9     IEQ=     1 NODE      1 DOF   1  Y-DISPL.F
           NO. OF CONTACT CONSTRAINT VIOLATIONS     0


ITER     2 RNORM = 0.000     RMNORM= 0.000
           RINORM=0.2906E+05 RIMNOR= 4700.
           RENORM= 155.8     REMNOR=0.3470E-19 RATIO =0.7322E-01 TOLER =0.1000E-03  NOT CONVERGED
           RFMAX = 119.9     RMMAX = 10.02
           RTSMAL=0.1000E-02 RMSMAL=0.1000E-03
           RDT   =0.2906E+05 RDR   = 4700.
           RATIOT=0.7322E-01 RATIOR= 0.000
           MAX UN=0.3352E-01 IEQ=    75 NODE     38 DOF   1  Y-DISPL.F
           MIN UN=-7.013     IEQ=     3 NODE      2 DOF   1  Y-DISPL.F
           NO. OF CONTACT CONSTRAINT VIOLATIONS     0


ITER     3 RNORM = 0.000     RMNORM= 0.000
           RINORM=0.2906E+05 RIMNOR= 4700.
           RENORM= 12.51     REMNOR=0.5824E-20 RATIO =0.2075E-01 TOLER =0.1000E-03  NOT CONVERGED
           RFMAX = 119.9     RMMAX = 10.02
           RTSMAL=0.1000E-02 RMSMAL=0.1000E-03
           RDT   =0.2906E+05 RDR   = 4700.
           RATIOT=0.2075E-01 RATIOR= 0.000
           MAX UN=0.7271E-01 IEQ=    87 NODE     44 DOF   1  Y-DISPL.F
           MIN UN=-2.589     IEQ=     5 NODE      3 DOF   1  Y-DISPL.F
           NO. OF CONTACT CONSTRAINT VIOLATIONS     0


ITER     4 RNORM = 0.000     RMNORM= 0.000
           RINORM=0.2906E+05 RIMNOR= 4700.
           RENORM=0.1290E-01 REMNOR=0.9714E-20 RATIO =0.6662E-03 TOLER =0.1000E-03  NOT CONVERGED
           RFMAX = 119.9     RMMAX = 10.02
           RTSMAL=0.1000E-02 RMSMAL=0.1000E-03
           RDT   =0.2906E+05 RDR   = 4700.
           RATIOT=0.6662E-03 RATIOR= 0.000
           MAX UN=0.8930E-02 IEQ=    99 NODE     50 DOF   1  Y-DISPL.F
           MIN UN=-.1131     IEQ=    27 NODE     14 DOF   1  Y-DISPL.F
           NO. OF CONTACT CONSTRAINT VIOLATIONS     0


ITER     5 RNORM = 0.000     RMNORM= 0.000
```

```
RINORM=0.2906E+05 RIMNOR= 4700.
RENORM=0.7767E-08 REMNOR=0.8566E-20 RATIO =0.5170E-06 TOLER =0.1000E-03      CONVERGED !
RFMAX = 119.9     RMMAX = 10.02
RTSMAL=0.1000E-02 RMSMAL=0.1000E-03
RDT   =0.2906E+05 RDR   = 4700.
RATIOT=0.5170E-06 RATIOR= 0.000
MAX UN=0.8135E-04 IEQ=    73 NODE     37 DOF   1  Y-DISPL.F
MIN UN=-.8902E-09 IEQ=     9 NODE      5 DOF   1  Y-DISPL.F
NO. OF CONTACT CONSTRAINT VIOLATIONS     0
```

```
+-------------------------------------------------------------------------------------------------------------------------+
|                   PARATIEPLUS(TM)   NLS ENGINE RELEASE  2018.0    FULL VERSION  *Build date:Nov 13, 2017*              |
|                                                                                                                         |
|                                      NewProject.BaseDesignSection_28.A1M1R1_1183                                        |
|                                   Exe Time : 4 September 2018 18:05:30                                                  |
+-------------------------------------------------------------------------------------------------------------------------+
New Project
SOLUTION REACHED USING     5 ITERATIONS ON   40

P R I N T   O U T   F O R   T I M E   S T E P    3     ( AT TIME   3.000     )

PRINT OUT OF ACTIVE COMPONENTS (FIXED NODES ARE NOT PRINTED OUT)

          Y-DISPL.F        X-ROT. F
            (02)             (04)           (
    1  -1.3688577E-03   3.8851081E-04
    2  -1.2912204E-03   3.8753765E-04
    3  -1.2139705E-03   3.8464647E-04
    4  -1.1374840E-03   3.7992333E-04
    5  -1.0621139E-03   3.7350932E-04
    6  -9.8818185E-04   3.6557114E-04
    7  -9.1597599E-04   3.5627491E-04
    8  -8.4575156E-04   3.4578349E-04
    9  -7.7773178E-04   3.3425415E-04
   10  -7.1210900E-04   3.2183832E-04
   11  -6.4904585E-04   3.0868150E-04
   12  -5.8867648E-04   2.9492339E-04
   13  -5.3110765E-04   2.8069800E-04
   14  -4.7641986E-04   2.6613394E-04
   15  -4.2466842E-04   2.5135467E-04
   16  -3.7588461E-04   2.3647616E-04
   17  -3.3007733E-04   2.2160370E-04
   18  -2.8723619E-04   2.0683191E-04
   19  -2.4733224E-04   1.9224504E-04
   20  -2.1032085E-04   1.7791795E-04
   21  -1.7614350E-04   1.6391671E-04
   22  -1.4472877E-04   1.5029908E-04
   23  -1.1599494E-04   1.3711547E-04
   24  -8.9850746E-05   1.2440938E-04
   25  -6.6196872E-05   1.1221799E-04
   26  -4.4927134E-05   1.0057282E-04
   27  -2.5929233E-05   8.9506722E-05
   28  -9.0838145E-06   7.9051548E-05
   29   5.7336300E-06   6.9230034E-05
   30   1.8651379E-05   6.0056223E-05
   31   2.9799658E-05   5.1535502E-05
   32   3.9308892E-05   4.3665160E-05
   33   4.7308378E-05   3.6435383E-05
   34   5.3924709E-05   2.9830553E-05
   35   5.9280896E-05   2.3830169E-05
   36   6.3495455E-05   1.8409960E-05
   37   6.6681733E-05   1.3542787E-05
   38   6.8947462E-05   9.1992476E-06
   39   7.0394279E-05   5.3484115E-06
   40   7.1117537E-05   1.9582379E-06
   41   7.1206107E-05  -1.0039522E-06
   42   7.0742294E-05  -3.5710813E-06
   43   6.9801824E-05  -5.7759698E-06
   44   6.8453894E-05  -7.6510379E-06
   45   6.6761288E-05  -9.2280404E-06
   46   6.4780497E-05  -1.0537879E-05
   47   6.2561960E-05  -1.1610371E-05
   48   6.0150264E-05  -1.2474127E-05
   49   5.7584406E-05  -1.3156423E-05
   50   5.4898084E-05  -1.3683088E-05
   51   5.2119938E-05  -1.4078444E-05
   52   4.9273877E-05  -1.4365170E-05
   53   4.6379797E-05  -1.4564109E-05
   54   4.3452966E-05  -1.4694224E-05
   55   4.0505565E-05  -1.4772483E-05
   56   3.7546430E-05  -1.4813890E-05
```

```
57   3.4581597E-05  -1.4831467E-05
58   3.1614697E-05  -1.4836240E-05
59   3.0130910E-05  -1.4836460E-05
```

```
+-------------------------------------------------------------------------------------------------------------------------------+
|                   PARATIEPLUS(TM)   NLS ENGINE RELEASE  2018.0    FULL VERSION  *Build date:Nov 13, 2017*                    |
|                                                                                                                               |
|                                    NewProject.BaseDesignSection_28.A1M1R1_1183                                                |
|                                  Exe Time : 4 September 2018 18:05:30                                                         |
+-------------------------------------------------------------------------------------------------------------------------------+
New Project


S T R E S S   R E S U L T S   F O R   G R O U P   N O.   1

0_L                                                          :
ELEMENT TYPE    5 NO.OF ELEMENTS. IN THIS GROUP   59
C U R R E N T   T I M E   I S      3.0000

 HARDENING 2D SOIL ELEMENT

 ****** TOTAL STRESS FORMULATION *****

  EL *   FORCE     DISPL-Y  VERTICAL-P  HORIZON.-P     MAX-V-P     MAX-H-P           STATE   STIFFNESS Z-LEVEL      PORE
E FACTOR    UFACTOR       Peq           Su_a         Su_p     LAYER
 ------------------------------------------------------------------------------------------------------------------------------
-------------------------------------------------------------------------------------------
   1 D  2.5921E-02  1.3689E-03  4.9038E-02  0.2592      4.9038E-02   1.884         PASSIVE   0.000       0.000       0.000
1.000       1.000      0.2592       0.000       0.000     DI1_164_167_L_0
   2 D   3.486      1.2912E-03   3.297       17.43       3.297       17.43         PASSIVE   0.000     -0.2000       0.000
1.000       1.000       17.43       0.000       0.000     DI1_164_167_L_0
   3 D   7.119      1.2140E-03   6.733       35.59       6.733       35.59         PASSIVE   0.000     -0.4000       0.000
1.000       1.000       35.59       0.000       0.000     DI1_164_167_L_0
   4 D   10.27      1.1375E-03   10.41       51.35       10.41       51.35           V-C  3.3888E+04 -0.6000       0.000
1.000       1.000       51.35       0.000       0.000     DI1_164_167_L_0
   5 D   10.27      1.0621E-03   14.26       51.36       14.26       51.36           V-C  3.3888E+04 -0.8000       0.000
1.000       1.000       51.36       0.000       0.000     DI1_164_167_L_0
   6 D   10.20      9.8818E-04   18.19       51.00       18.19       51.00           V-C  3.3888E+04  -1.000       0.000
1.000       1.000       51.00       0.000       0.000     DI1_164_167_L_0
   7 D   10.08      9.1598E-04   22.12       50.41       22.12       50.41           V-C  3.3888E+04  -1.200       0.000
1.000       1.000       50.41       0.000       0.000     DI1_164_167_L_0
   8 D   9.938      8.4575E-04   26.08       49.69       26.08       49.69           V-C  3.3888E+04  -1.400       0.000
1.000       1.000       49.69       0.000       0.000     DI1_164_167_L_0
   9 D   9.787      7.7773E-04   30.53       48.93       30.53       48.93           V-C  3.3888E+04  -1.600       0.000
1.000       1.000       48.93       0.000       0.000     DI1_164_167_L_0
  10 D   9.636      7.1211E-04   34.76       48.18       34.76       48.18           V-C  3.3888E+04  -1.800       0.000
1.000       1.000       48.18       0.000       0.000     DI1_164_167_L_0
  11 D   9.494      6.4905E-04   38.82       47.47       38.82       47.47           V-C  3.3888E+04  -2.000       0.000
1.000       1.000       47.47       0.000       0.000     DI1_164_167_L_0
  12 D   9.365      5.8868E-04   42.76       46.83       42.76       46.83           V-C  3.3888E+04  -2.200       0.000
1.000       1.000       46.83       0.000       0.000     DI1_164_167_L_0
  13 D   9.253      5.3111E-04   46.59       46.26       46.59       46.26           V-C  3.3888E+04  -2.400       0.000
1.000       1.000       46.26       0.000       0.000     DI1_164_167_L_0
  14 D   9.158      4.7642E-04   50.35       45.79       50.35       45.79           V-C  3.3888E+04  -2.600       0.000
1.000       1.000       45.79       0.000       0.000     DI1_164_167_L_0
  15 D   9.084      4.2467E-04   54.05       45.42       54.05       45.42           V-C  3.3888E+04  -2.800       0.000
1.000       1.000       45.42       0.000       0.000     DI1_164_167_L_0
  16 D   9.030      3.7588E-04   57.69       45.15       57.69       45.15           V-C  3.3888E+04  -3.000       0.000
1.000       1.000       45.15       0.000       0.000     DI1_164_167_L_0
  17 D   8.998      3.3008E-04   61.47       44.99       61.47       44.99           V-C  3.3888E+04  -3.200       0.000
1.000       1.000       44.99       0.000       0.000     DI1_164_167_L_0
  18 D   8.987      2.8724E-04   65.02       44.94       65.02       44.94           V-C  3.3888E+04  -3.400       0.000
1.000       1.000       44.94       0.000       0.000     DI1_164_167_L_0
  19 D   8.998      2.4733E-04   68.54       44.99       68.54       44.99           V-C  3.3888E+04  -3.600       0.000
1.000       1.000       44.99       0.000       0.000     DI1_164_167_L_0
  20 D   9.030      2.1032E-04   72.04       45.15       72.04       45.15           V-C  3.3888E+04  -3.800       0.000
1.000       1.000       45.15       0.000       0.000     DI1_164_167_L_0
  21 D   9.084      1.7614E-04   75.37       45.42       75.37       45.42           V-C  3.3888E+04  -4.000       0.000
1.000       1.000       45.42       0.000       0.000     DI1_164_167_L_0
  22 D   9.157      1.4473E-04   78.83       45.79       78.83       45.79           V-C  3.3888E+04  -4.200       0.000
1.000       1.000       45.79       0.000       0.000     DI1_164_167_L_0
  23 D   9.251      1.1599E-04   82.27       46.26       82.27       46.26           V-C  3.3888E+04  -4.400       0.000
1.000       1.000       46.26       0.000       0.000     DI1_164_167_L_0
  24 D   9.364      8.9851E-05   85.70       46.82       85.70       46.82           V-C  3.3888E+04  -4.600       0.000
1.000       1.000       46.82       0.000       0.000     DI1_164_167_L_0
```

25 D	9.496	6.6197E-05	89.12	47.48	89.12	47.48	V-C	3.3888E+04	-4.800	0.000
1.000	1.000	47.48	0.000	0.000	DI1_164_167_L_0					
26 D	10.07	4.4927E-05	92.53	50.37	92.53	50.37	V-C	8.1679E+04	-5.000	0.000
1.000	1.000	50.37	0.000	0.000	DI2_165_168_L_0					
27 D	10.06	2.5929E-05	95.92	50.29	95.92	50.29	V-C	8.1679E+04	-5.200	0.000
1.000	1.000	50.29	0.000	0.000	DI2_165_168_L_0					
28 D	10.08	9.0838E-06	99.31	50.40	99.31	50.40	V-C	8.1679E+04	-5.400	0.000
1.000	1.000	50.40	0.000	0.000	DI2_165_168_L_0					
29 D	10.08	-5.7336E-06	102.7	50.39	102.7	51.14	UL-RL	1.3069E+05	-5.600	0.000
1.000	1.000	50.39	0.000	0.000	DI2_165_168_L_0					
30 D	10.04	-1.8651E-05	106.1	50.20	106.1	52.64	UL-RL	1.3069E+05	-5.800	0.000
1.000	1.000	50.20	0.000	0.000	DI2_165_168_L_0					
31 D	10.05	-2.9800E-05	109.4	50.24	109.4	54.14	UL-RL	1.3069E+05	-6.000	0.000
1.000	1.000	50.24	0.000	0.000	DI2_165_168_L_0					
32 D	10.10	-3.9309E-05	112.4	50.50	112.4	55.64	UL-RL	1.3069E+05	-6.200	0.000
1.000	1.000	50.50	0.000	0.000	DI2_165_168_L_0					
33 D	10.19	-4.7308E-05	115.4	50.97	115.4	57.15	UL-RL	1.3069E+05	-6.400	0.000
1.000	1.000	50.97	0.000	0.000	DI2_165_168_L_0					
34 D	10.32	-5.3925E-05	118.4	51.61	118.4	58.66	UL-RL	1.3069E+05	-6.600	0.000
1.000	1.000	51.61	0.000	0.000	DI2_165_168_L_0					
35 D	10.49	-5.9281E-05	121.4	52.43	121.4	60.18	UL-RL	1.3069E+05	-6.800	0.000
1.000	1.000	52.43	0.000	0.000	DI2_165_168_L_0					
36 D	10.68	-6.3495E-05	124.4	53.40	124.4	61.70	UL-RL	1.3069E+05	-7.000	0.000
1.000	1.000	53.40	0.000	0.000	DI2_165_168_L_0					
37 D	10.90	-6.6682E-05	127.5	54.51	127.5	63.22	UL-RL	1.3069E+05	-7.200	0.000
1.000	1.000	54.51	0.000	0.000	DI2_165_168_L_0					
38 D	11.15	-6.8947E-05	130.5	55.74	130.5	64.75	UL-RL	1.3069E+05	-7.400	0.000
1.000	1.000	55.74	0.000	0.000	DI2_165_168_L_0					
39 D	11.42	-7.0394E-05	133.6	57.08	133.6	66.28	UL-RL	1.3069E+05	-7.600	0.000
1.000	1.000	57.08	0.000	0.000	DI2_165_168_L_0					
40 D	11.70	-7.1118E-05	136.6	58.52	136.6	67.81	UL-RL	1.3069E+05	-7.800	0.000
1.000	1.000	58.52	0.000	0.000	DI2_165_168_L_0					
41 D	12.01	-7.1206E-05	139.7	60.04	139.7	69.35	UL-RL	1.3069E+05	-8.000	0.000
1.000	1.000	60.04	0.000	0.000	DI2_165_168_L_0					
42 D	12.33	-7.0742E-05	142.8	61.64	142.8	70.89	UL-RL	1.3069E+05	-8.200	0.000
1.000	1.000	61.64	0.000	0.000	DI2_165_168_L_0					
43 D	12.66	-6.9802E-05	145.8	63.30	145.8	72.43	UL-RL	1.3069E+05	-8.400	0.000
1.000	1.000	63.30	0.000	0.000	DI2_165_168_L_0					
44 D	13.00	-6.8454E-05	148.9	65.02	148.9	73.97	UL-RL	1.3069E+05	-8.600	0.000
1.000	1.000	65.02	0.000	0.000	DI2_165_168_L_0					
45 D	13.36	-6.6761E-05	152.0	66.78	152.0	75.51	UL-RL	1.3069E+05	-8.800	0.000
1.000	1.000	66.78	0.000	0.000	DI2_165_168_L_0					
46 D	13.72	-6.4780E-05	155.1	68.59	155.1	77.05	UL-RL	1.3069E+05	-9.000	0.000
1.000	1.000	68.59	0.000	0.000	DI2_165_168_L_0					
47 D	14.08	-6.2562E-05	158.2	70.42	158.2	78.60	UL-RL	1.3069E+05	-9.200	0.000
1.000	1.000	70.42	0.000	0.000	DI2_165_168_L_0					
48 D	14.46	-6.0150E-05	161.3	72.28	161.3	80.14	UL-RL	1.3069E+05	-9.400	0.000
1.000	1.000	72.28	0.000	0.000	DI2_165_168_L_0					
49 D	14.83	-5.7584E-05	164.4	74.17	164.4	81.69	UL-RL	1.3069E+05	-9.600	0.000
1.000	1.000	74.17	0.000	0.000	DI2_165_168_L_0					
50 D	15.21	-5.4898E-05	167.5	76.07	167.5	83.24	UL-RL	1.3069E+05	-9.800	0.000
1.000	1.000	76.07	0.000	0.000	DI2_165_168_L_0					
51 D	15.60	-5.2120E-05	170.6	77.98	170.6	84.79	UL-RL	1.3069E+05	-10.00	0.000
1.000	1.000	77.98	0.000	0.000	DI2_165_168_L_0					
52 D	15.98	-4.9274E-05	173.8	79.90	173.8	86.34	UL-RL	1.3069E+05	-10.20	0.000
1.000	1.000	79.90	0.000	0.000	DI2_165_168_L_0					
53 D	16.37	-4.6380E-05	176.9	81.83	176.9	87.89	UL-RL	1.3069E+05	-10.40	0.000
1.000	1.000	81.83	0.000	0.000	DI2_165_168_L_0					
54 D	16.75	-4.3453E-05	180.0	83.77	180.0	89.44	UL-RL	1.3069E+05	-10.60	0.000
1.000	1.000	83.77	0.000	0.000	DI2_165_168_L_0					
55 D	17.14	-4.0506E-05	183.1	85.70	183.1	91.00	UL-RL	1.3069E+05	-10.80	0.000
1.000	1.000	85.70	0.000	0.000	DI2_165_168_L_0					
56 D	17.53	-3.7546E-05	186.3	87.64	186.3	92.55	UL-RL	1.3069E+05	-11.00	0.000
1.000	1.000	87.64	0.000	0.000	DI2_165_168_L_0					
57 D	17.92	-3.4582E-05	189.4	89.58	189.4	94.10	UL-RL	1.3069E+05	-11.20	0.000
1.000	1.000	89.58	0.000	0.000	DI2_165_168_L_0					
58 D	13.73	-3.1615E-05	192.5	91.53	192.5	95.66	UL-RL	1.3069E+05	-11.40	0.000
1.000	1.000	91.53	0.000	0.000	DI2_165_168_L_0					
59 D	4.625	-3.0131E-05	194.1	92.50	194.1	96.44	UL-RL	1.3069E+05	-11.50	0.000
1.000	1.000	92.50	0.000	0.000	DI2_165_168_L_0					

```
+-------------------------------------------------------------------------------------------------------------------------------+
|                   PARATIEPLUS(TM)   NLS ENGINE RELEASE  2018.0    FULL VERSION  *Build date:Nov 13, 2017*                    |
|                                                                                                                               |
|                                    NewProject.BaseDesignSection_28.A1M1R1_1183                                                |
|                                  Exe Time : 4 September 2018 18:05:30                                                         |
+-------------------------------------------------------------------------------------------------------------------------------+
New Project


S T R E S S   R E S U L T S   F O R   G R O U P   N O.   2

0_R                                                          :
ELEMENT TYPE    5 NO.OF ELEMENTS. IN THIS GROUP   59
C U R R E N T   T I M E   I S      3.0000

 HARDENING 2D SOIL ELEMENT

 ****** TOTAL STRESS FORMULATION *****

  EL *   FORCE     DISPL-Y  VERTICAL-P  HORIZON.-P     MAX-V-P     MAX-H-P           STATE   STIFFNESS Z-LEVEL      PORE
E FACTOR    UFACTOR       Peq           Su_a         Su_p     LAYER
 ------------------------------------------------------------------------------------------------------------------------------
-------------------------------------------------------------------------------------------------
   1     0.000         --          --          --          --          --          REMOVED     --        0.000       0.000
1.000       1.000       0.000       0.000       0.000     not available
   2     0.000         --          --          --          --          --          REMOVED     --       -0.2000      0.000
1.000       1.000       0.000       0.000       0.000     not available
   3     0.000         --          --          --          --          --          REMOVED     --       -0.4000      0.000
1.000       1.000       0.000       0.000       0.000     not available
   4     0.000         --          --          --          --          --          REMOVED     --       -0.6000      0.000
1.000       1.000       0.000       0.000       0.000     not available
   5     0.000         --          --          --          --          --          REMOVED     --       -0.8000      0.000
1.000       1.000       0.000       0.000       0.000     not available
   6 D   0.000    -9.8818E-04   0.000       0.000       16.00       17.51        ACTIVE   0.000      -1.000       0.000
1.000       1.000       0.000       0.000       0.000     DI1_164_167_L_0
   7 D  0.2131    -9.1598E-04   3.200       1.066       19.20       19.37        ACTIVE   0.000      -1.200       0.000
1.000       1.000       1.066       0.000       0.000     DI1_164_167_L_0
   8 D  0.4262    -8.4575E-04   6.400       2.131       22.40       21.03        ACTIVE   0.000      -1.400       0.000
1.000       1.000       2.131       0.000       0.000     DI1_164_167_L_0
   9 D  0.6394    -7.7773E-04   9.600       3.197       25.60       22.58        ACTIVE   0.000      -1.600       0.000
1.000       1.000       3.197       0.000       0.000     DI1_164_167_L_0
  10 D  0.8525    -7.1211E-04   12.80       4.262       28.80       24.05        ACTIVE   0.000      -1.800       0.000
1.000       1.000       4.262       0.000       0.000     DI1_164_167_L_0
  11 D   1.066    -6.4905E-04   16.00       5.328       32.00       25.48        ACTIVE   0.000      -2.000       0.000
1.000       1.000       5.328       0.000       0.000     DI1_164_167_L_0
  12 D   1.279    -5.8868E-04   19.20       6.394       35.20       26.88        ACTIVE   0.000      -2.200       0.000
1.000       1.000       6.394       0.000       0.000     DI1_164_167_L_0
  13 D   1.492    -5.3111E-04   22.40       7.459       38.40       28.27        ACTIVE   0.000      -2.400       0.000
1.000       1.000       7.459       0.000       0.000     DI1_164_167_L_0
  14 D   1.705    -4.7642E-04   25.60       8.525       41.60       29.65        ACTIVE   0.000      -2.600       0.000
1.000       1.000       8.525       0.000       0.000     DI1_164_167_L_0
  15 D   2.248    -4.2467E-04   28.80       11.24       44.80       31.03          UL-RL  3.6147E+04  -2.800       0.000
1.000       1.000       11.24       0.000       0.000     DI1_164_167_L_0
  16 D   2.885    -3.7588E-04   32.00       14.42       48.00       32.41          UL-RL  3.6147E+04  -3.000       0.000
1.000       1.000       14.42       0.000       0.000     DI1_164_167_L_0
  17 D   3.500    -3.3008E-04   35.20       17.50       51.20       33.80          UL-RL  3.6147E+04  -3.200       0.000
1.000       1.000       17.50       0.000       0.000     DI1_164_167_L_0
  18 D   4.095    -2.8724E-04   38.40       20.47       54.40       35.20          UL-RL  3.6147E+04  -3.400       0.000
1.000       1.000       20.47       0.000       0.000     DI1_164_167_L_0
  19 D   4.669    -2.4733E-04   41.60       23.34       57.60       36.61          UL-RL  3.6147E+04  -3.600       0.000
1.000       1.000       23.34       0.000       0.000     DI1_164_167_L_0
  20 D   5.224    -2.1032E-04   44.80       26.12       60.80       38.02          UL-RL  3.6147E+04  -3.800       0.000
1.000       1.000       26.12       0.000       0.000     DI1_164_167_L_0
  21 D   5.759    -1.7614E-04   48.00       28.80       64.00       39.45          UL-RL  3.6147E+04  -4.000       0.000
1.000       1.000       28.80       0.000       0.000     DI1_164_167_L_0
  22 D   6.276    -1.4473E-04   51.20       31.38       67.20       40.88          UL-RL  3.6147E+04  -4.200       0.000
1.000       1.000       31.38       0.000       0.000     DI1_164_167_L_0
  23 D   6.775    -1.1599E-04   54.40       33.87       70.40       42.32          UL-RL  3.6147E+04  -4.400       0.000
1.000       1.000       33.87       0.000       0.000     DI1_164_167_L_0
  24 D   7.257    -8.9851E-05   57.60       36.28       73.60       43.78          UL-RL  3.6147E+04  -4.600       0.000
1.000       1.000       36.28       0.000       0.000     DI1_164_167_L_0
```

25 D	7.722	-6.6197E-05	60.80	38.61	76.80	45.23	UL-RL	3.6147E+04	-4.800	0.000	
1.000	1.000	38.61	0.000	0.000	DI1_164_167_L_0						
26 D	7.803	-4.4927E-05	64.00	39.02	80.00	46.70	UL-RL	7.7052E+04	-5.000	0.000	
1.000	1.000	39.02	0.000	0.000	DI2_165_168_L_0						
27 D	8.393	-2.5929E-05	67.20	41.96	83.20	48.18	UL-RL	7.7052E+04	-5.200	0.000	
1.000	1.000	41.96	0.000	0.000	DI2_165_168_L_0						
28 D	8.950	-9.0838E-06	70.40	44.75	86.40	49.66	UL-RL	7.7052E+04	-5.400	0.000	
1.000	1.000	44.75	0.000	0.000	DI2_165_168_L_0						
29 D	9.478	5.7336E-06	73.60	47.39	89.60	51.14	UL-RL	7.7052E+04	-5.600	0.000	
1.000	1.000	47.39	0.000	0.000	DI2_165_168_L_0						
30 D	9.977	1.8651E-05	76.80	49.88	92.80	52.64	UL-RL	7.7052E+04	-5.800	0.000	
1.000	1.000	49.88	0.000	0.000	DI2_165_168_L_0						
31 D	10.45	2.9800E-05	80.00	52.25	96.00	54.14	UL-RL	7.7052E+04	-6.000	0.000	
1.000	1.000	52.25	0.000	0.000	DI2_165_168_L_0						
32 D	10.90	3.9309E-05	83.20	54.49	99.20	55.64	UL-RL	7.7052E+04	-6.200	0.000	
1.000	1.000	54.49	0.000	0.000	DI2_165_168_L_0						
33 D	11.32	4.7308E-05	86.40	56.62	102.4	57.15	UL-RL	7.7052E+04	-6.400	0.000	
1.000	1.000	56.62	0.000	0.000	DI2_165_168_L_0						
34 D	11.72	5.3925E-05	89.60	58.59	105.6	58.77	UL-RL	7.7052E+04	-6.600	0.000	
1.000	1.000	58.59	0.000	0.000	DI2_165_168_L_0						
35 D	12.08	5.9281E-05	92.80	60.41	108.8	60.47	UL-RL	7.7052E+04	-6.800	0.000	
1.000	1.000	60.41	0.000	0.000	DI2_165_168_L_0						
36 D	12.43	6.3495E-05	96.00	62.16	112.0	62.17	UL-RL	7.7052E+04	-7.000	0.000	
1.000	1.000	62.16	0.000	0.000	DI2_165_168_L_0						
37 D	12.77	6.6682E-05	99.20	63.84	115.2	63.84	UL-RL	7.7052E+04	-7.200	0.000	
1.000	1.000	63.84	0.000	0.000	DI2_165_168_L_0						
38 D	13.10	6.8947E-05	102.4	65.48	118.4	65.48	UL-RL	7.7052E+04	-7.400	0.000	
1.000	1.000	65.48	0.000	0.000	DI2_165_168_L_0						
39 D	13.42	7.0394E-05	105.6	67.08	121.6	67.08	V-C	4.8158E+04	-7.600	0.000	
1.000	1.000	67.08	0.000	0.000	DI2_165_168_L_0						
40 D	13.73	7.1118E-05	108.8	68.65	124.8	68.65	V-C	4.8158E+04	-7.800	0.000	
1.000	1.000	68.65	0.000	0.000	DI2_165_168_L_0						
41 D	14.04	7.1206E-05	112.0	70.19	128.0	70.19	V-C	4.8158E+04	-8.000	0.000	
1.000	1.000	70.19	0.000	0.000	DI2_165_168_L_0						
42 D	14.34	7.0742E-05	115.2	71.71	131.2	71.71	V-C	4.8158E+04	-8.200	0.000	
1.000	1.000	71.71	0.000	0.000	DI2_165_168_L_0						
43 D	14.64	6.9802E-05	118.4	73.21	134.4	73.21	V-C	4.8158E+04	-8.400	0.000	
1.000	1.000	73.21	0.000	0.000	DI2_165_168_L_0						
44 D	14.94	6.8454E-05	121.6	74.69	137.6	74.69	V-C	4.8158E+04	-8.600	0.000	
1.000	1.000	74.69	0.000	0.000	DI2_165_168_L_0						
45 D	15.23	6.6761E-05	124.8	76.15	140.8	76.15	V-C	4.8158E+04	-8.800	0.000	
1.000	1.000	76.15	0.000	0.000	DI2_165_168_L_0						
46 D	15.52	6.4780E-05	128.0	77.60	144.0	77.60	V-C	4.8158E+04	-9.000	0.000	
1.000	1.000	77.60	0.000	0.000	DI2_165_168_L_0						
47 D	15.81	6.2562E-05	131.2	79.04	147.2	79.04	V-C	4.8158E+04	-9.200	0.000	
1.000	1.000	79.04	0.000	0.000	DI2_165_168_L_0						
48 D	16.09	6.0150E-05	134.4	80.47	150.4	80.47	V-C	4.8158E+04	-9.400	0.000	
1.000	1.000	80.47	0.000	0.000	DI2_165_168_L_0						
49 D	16.38	5.7584E-05	137.6	81.90	153.6	81.90	V-C	4.8158E+04	-9.600	0.000	
1.000	1.000	81.90	0.000	0.000	DI2_165_168_L_0						
50 D	16.66	5.4898E-05	140.8	83.32	156.8	83.32	V-C	4.8158E+04	-9.800	0.000	
1.000	1.000	83.32	0.000	0.000	DI2_165_168_L_0						
51 D	16.94	5.2120E-05	144.0	84.70	160.0	84.79	UL-RL	7.7052E+04	-10.00	0.000	
1.000	1.000	84.70	0.000	0.000	DI2_165_168_L_0						
52 D	17.21	4.9274E-05	147.2	86.03	163.2	86.34	UL-RL	7.7052E+04	-10.20	0.000	
1.000	1.000	86.03	0.000	0.000	DI2_165_168_L_0						
53 D	17.47	4.6380E-05	150.4	87.36	166.4	87.89	UL-RL	7.7052E+04	-10.40	0.000	
1.000	1.000	87.36	0.000	0.000	DI2_165_168_L_0						
54 D	17.74	4.3453E-05	153.6	88.69	169.6	89.44	UL-RL	7.7052E+04	-10.60	0.000	
1.000	1.000	88.69	0.000	0.000	DI2_165_168_L_0						
55 D	18.00	4.0506E-05	156.8	90.02	172.8	91.00	UL-RL	7.7052E+04	-10.80	0.000	
1.000	1.000	90.02	0.000	0.000	DI2_165_168_L_0						
56 D	18.27	3.7546E-05	160.0	91.35	176.0	92.55	UL-RL	7.7052E+04	-11.00	0.000	
1.000	1.000	91.35	0.000	0.000	DI2_165_168_L_0						
57 D	18.53	3.4582E-05	163.2	92.67	179.2	94.10	UL-RL	7.7052E+04	-11.20	0.000	
1.000	1.000	92.67	0.000	0.000	DI2_165_168_L_0						
58 D	14.10	3.1615E-05	166.4	94.00	182.4	95.66	UL-RL	7.7052E+04	-11.40	0.000	
1.000	1.000	94.00	0.000	0.000	DI2_165_168_L_0						
59 D	4.733	3.0131E-05	168.0	94.67	184.0	96.44	UL-RL	7.7052E+04	-11.50	0.000	
1.000	1.000	94.67	0.000	0.000	DI2_165_168_L_0						

```
+-----------------------------------------------------------------------------------------------------------------------+
|                  PARATIEPLUS(TM)   NLS ENGINE RELEASE  2018.0    FULL VERSION  *Build date:Nov 13, 2017*              |
|                                                                                                                       |
|                                    NewProject.BaseDesignSection_28.A1M1R1_1183                                        |
|                                 Exe Time : 4 September 2018 18:05:30                                                  |
+-----------------------------------------------------------------------------------------------------------------------+
New Project


S T R E S S   R E S U L T S   F O R   G R O U P   N O.   3

WallElement_33                                                  :
ELEMENT TYPE    2 NO.OF ELEMENTS. IN THIS GROUP   58
C U R R E N T   T I M E   I S     3.0000

 WALL2D ELEMENT

   EL      TA          TB          MA          MB
-----------------------------------------------------
    1 -119.92      119.92     9.68248E-12 -23.984
    2 -116.43      116.43      23.984     -47.270
    3 -109.31      109.31      47.270     -69.133
    4 -99.045      99.045      69.133     -88.942
    5 -88.773      88.773      88.942     -106.70
    6 -78.574      78.574      106.70     -122.41
    7 -68.706      68.706      122.41     -136.15
    8 -59.193      59.193      136.15     -147.99
    9 -50.046      50.046      147.99     -158.00
   10 -41.262      41.262      158.00     -166.25
   11 -32.834      32.834      166.25     -172.82
   12 -24.747      24.747      172.82     -177.77
   13 -16.986      16.986      177.77     -181.17
   14 -9.5327      9.5327      181.17     -183.07
   15 -2.6964      2.6964      183.07     -183.61
   16  3.4495     -3.4495      183.61     -182.92
   17  8.9476     -8.9476      182.92     -181.13
   18  13.840     -13.840      181.13     -178.36
   19  18.170     -18.170      178.36     -174.73
   20  21.977     -21.977      174.73     -170.34
   21  25.301     -25.301      170.34     -165.28
   22  28.183     -28.183      165.28     -159.64
   23  30.659     -30.659      159.64     -153.51
   24  32.767     -32.767      153.51     -146.95
   25  34.540     -34.540      146.95     -140.05
   26  36.811     -36.811      140.05     -132.68
   27  38.477     -38.477      132.68     -124.99
   28  39.606     -39.606      124.99     -117.07
   29  40.208     -40.208      117.07     -109.02
   30  40.270     -40.270      109.02     -100.97
   31  39.869     -39.869      100.97     -92.997
   32  39.071     -39.071      92.997     -85.183
   33  37.939     -37.939      85.183     -77.595
   34  36.545     -36.545      77.595     -70.286
   35  34.948     -34.948      70.286     -63.296
   36  33.197     -33.197      63.296     -56.657
   37  31.331     -31.331      56.657     -50.391
   38  29.383     -29.383      50.391     -44.514
   39  27.383     -27.383      44.514     -39.038
   40  25.356     -25.356      39.038     -33.966
   41  23.326     -23.326      33.966     -29.301
   42  21.312     -21.312      29.301     -25.039
   43  19.331     -19.331      25.039     -21.173
   44  17.398     -17.398      21.173     -17.693
   45  15.525     -15.525      17.693     -14.588
   46  13.723     -13.723      14.588     -11.844
   47  11.999     -11.999      11.844     -9.4438
   48  10.362     -10.362      9.4438     -7.3715
   49  8.8157     -8.8157      7.3715     -5.6084
   50  7.3655     -7.3655      5.6084     -4.1353
   51  6.0211     -6.0211      4.1353     -2.9310
   52  4.7946     -4.7946      2.9310     -1.9721
```

53	3.6878	-3.6878	1.9721	-1.2346
54	2.7023	-2.7023	1.2346	-0.69413
55	1.8388	-1.8388	0.69413	-0.32637
56	1.0979	-1.0979	0.32637	-0.10680
57	0.47979	-0.47979	0.10680	-1.08430E-02
58	0.10842	-0.10842	1.08430E-02	2.27851E-12

```
+-------------------------------------------------------------------------------------------------------------------------------+
|                   PARATIEPLUS(TM)   NLS ENGINE RELEASE  2018.0    FULL VERSION  *Build date:Nov 13, 2017*                    |
|                                                                                                                               |
|                                     NewProject.BaseDesignSection_28.A1M1R1_1183                                               |
|                                  Exe Time : 4 September 2018 18:05:30                                                         |
+-------------------------------------------------------------------------------------------------------------------------------+
New Project


S T R E S S   R E S U L T S   F O R   G R O U P   N O.   4

Tieback_175                                                :
ELEMENT TYPE    6 NO.OF ELEMENTS. IN THIS GROUP    1
C U R R E N T   T I M E   I S      3.0000

 POST-TENSION 2D-BOUNDARY ELEMENT

         EL    FORCE          d0          EDISPL     pl. eps          K     -ve limit   +ve limit
-----------------------------------------------------------------------------------------------------------
 ANCHOR    1   138.50     -1.30222E-03 -1.30222E-03   0.0000       0.0000       0.0000       0.0000     BORN NOW JUST
ACTIVATED

 ITER     0 RNORM = 0.000     RMNORM= 0.000
             RINORM=0.2354E+06 RIMNOR=0.1369E+07
             RENORM= 2373.     REMNOR=0.8566E-20 RATIO =0.1004     TOLER =0.1000E-03  NOT CONVERGED
             RFMAX = 119.9     RMMAX = 183.6
             RTSMAL=0.1000E-02 RMSMAL=0.1000E-02
             RDT   =0.2354E+06 RDR   =0.1369E+07
             RATIOT=0.1004     RATIOR= 0.000
             MAX UN= 12.08     IEQ=    69 NODE     35 DOF   1  Y-DISPL.F
             MIN UN=-.8902E-09 IEQ=     9 NODE      5 DOF   1  Y-DISPL.F
             NO. OF CONTACT CONSTRAINT VIOLATIONS     0


 ITER     2 RNORM = 0.000     RMNORM= 0.000
             RINORM=0.2354E+06 RIMNOR=0.1369E+07
             RENORM= 130.0     REMNOR=0.3044E-18 RATIO =0.2350E-01 TOLER =0.1000E-03  NOT CONVERGED
             RFMAX = 119.9     RMMAX = 183.6
             RTSMAL=0.1000E-02 RMSMAL=0.1000E-02
             RDT   =0.2354E+06 RDR   =0.1369E+07
             RATIOT=0.2350E-01 RATIOR= 0.000
             MAX UN= 6.482     IEQ=    71 NODE     36 DOF   1  Y-DISPL.F
             MIN UN=-.1535E-08 IEQ=    25 NODE     13 DOF   1  Y-DISPL.F
             NO. OF CONTACT CONSTRAINT VIOLATIONS     0


 ITER     3 RNORM = 0.000     RMNORM= 0.000
             RINORM=0.2354E+06 RIMNOR=0.1369E+07
             RENORM= 1.495     REMNOR=0.7813E-19 RATIO =0.2519E-02 TOLER =0.1000E-03  NOT CONVERGED
             RFMAX = 119.9     RMMAX = 183.6
             RTSMAL=0.1000E-02 RMSMAL=0.1000E-02
             RDT   =0.2354E+06 RDR   =0.1369E+07
             RATIOT=0.2519E-02 RATIOR= 0.000
             MAX UN= 1.013     IEQ=    93 NODE     47 DOF   1  Y-DISPL.F
             MIN UN=-.1373E-08 IEQ=   115 NODE     58 DOF   1  Y-DISPL.F
             NO. OF CONTACT CONSTRAINT VIOLATIONS     0


 ITER     4 RNORM = 0.000     RMNORM= 0.000
             RINORM=0.2354E+06 RIMNOR=0.1369E+07
             RENORM=0.1125E-16 REMNOR=0.3910E-19 RATIO =0.6913E-11 TOLER =0.1000E-03      CONVERGED !
             RFMAX = 119.9     RMMAX = 183.6
             RTSMAL=0.1000E-02 RMSMAL=0.1000E-02
             RDT   =0.2354E+06 RDR   =0.1369E+07
             RATIOT=0.6913E-11 RATIOR= 0.000
             MAX UN=0.1217E-08 IEQ=    63 NODE     32 DOF   1  Y-DISPL.F
             MIN UN=-.8289E-09 IEQ=    65 NODE     33 DOF   1  Y-DISPL.F
             NO. OF CONTACT CONSTRAINT VIOLATIONS     0
```

```
+-------------------------------------------------------------------------------------------------------------------------+
|                   PARATIEPLUS(TM)   NLS ENGINE RELEASE  2018.0    FULL VERSION  *Build date:Nov 13, 2017*              |
|                                                                                                                         |
|                                      NewProject.BaseDesignSection_28.A1M1R1_1183                                        |
|                                   Exe Time : 4 September 2018 18:05:30                                                  |
+-------------------------------------------------------------------------------------------------------------------------+
New Project
SOLUTION REACHED USING     4 ITERATIONS ON   40

P R I N T   O U T   F O R   T I M E   S T E P    4     ( AT TIME   4.000     )

PRINT OUT OF ACTIVE COMPONENTS (FIXED NODES ARE NOT PRINTED OUT)

          Y-DISPL.F        X-ROT. F
            (02)             (04)           (
    1   9.7215127E-06   4.7624233E-04
    2   1.0490414E-04   4.7525480E-04
    3   1.9969201E-04   4.7229594E-04
    4   2.9369354E-04   4.6740236E-04
    5   3.8653004E-04   4.6066507E-04
    6   4.7784439E-04   4.5220009E-04
    7   5.6730255E-04   4.4212225E-04
    8   6.5459328E-04   4.3054422E-04
    9   7.3942756E-04   4.1757594E-04
   10   8.2153810E-04   4.0332439E-04
   11   9.0067869E-04   3.8789348E-04
   12   9.7662360E-04   3.7138419E-04
   13   1.0491670E-03   3.5389475E-04
   14   1.1181225E-03   3.3552089E-04
   15   1.1833226E-03   3.1635612E-04
   16   1.2446184E-03   2.9649214E-04
   17   1.3018792E-03   2.7601900E-04
   18   1.3549916E-03   2.5502598E-04
   19   1.4038608E-03   2.3360130E-04
   20   1.4484092E-03   2.1183296E-04
   21   1.4885767E-03   1.8980910E-04
   22   1.5243215E-03   1.6761802E-04
   23   1.5556188E-03   1.4534918E-04
   24   1.5824620E-03   1.2309317E-04
   25   1.6048630E-03   1.0094220E-04
   26   1.6228522E-03   7.8990997E-05
   27   1.6364787E-03   5.7330377E-05
   28   1.6458094E-03   3.6046821E-05
   29   1.6509286E-03   1.5230388E-05
   30   1.6519390E-03  -5.0257383E-06
   31   1.6489621E-03  -2.4625142E-05
   32   1.6421394E-03  -4.3468092E-05
   33   1.6316322E-03  -6.1452102E-05
   34   1.6176228E-03  -7.8471540E-05
   35   1.6003151E-03  -9.4417998E-05
   36   1.5799346E-03  -1.0918019E-04
   37   1.5567274E-03  -1.2267803E-04
   38   1.5309492E-03  -1.3488973E-04
   39   1.5028553E-03  -1.4584397E-04
   40   1.4726916E-03  -1.5559837E-04
   41   1.4406918E-03  -1.6421589E-04
   42   1.4070767E-03  -1.7176267E-04
   43   1.3720535E-03  -1.7830742E-04
   44   1.3358158E-03  -1.8392089E-04
   45   1.2985426E-03  -1.8867549E-04
   46   1.2603981E-03  -1.9264498E-04
   47   1.2215320E-03  -1.9590416E-04
   48   1.1820787E-03  -1.9852865E-04
   49   1.1421577E-03  -2.0059475E-04
   50   1.1018732E-03  -2.0217920E-04
   51   1.0613133E-03  -2.0335858E-04
   52   1.0205509E-03  -2.0420580E-04
   53   9.7964969E-04  -2.0478724E-04
   54   9.3865173E-04  -2.0516273E-04
   55   8.9759480E-04  -2.0538523E-04
   56   8.5650476E-04  -2.0550088E-04
```

```
57   8.1539895E-04  -2.0554893E-04
58   7.7428754E-04  -2.0556167E-04
59   7.5372928E-04  -2.0556225E-04
```

```
+-------------------------------------------------------------------------------------------------------------------------------+
|                   PARATIEPLUS(TM)   NLS ENGINE RELEASE  2018.0    FULL VERSION  *Build date:Nov 13, 2017*                    |
|                                                                                                                               |
|                                    NewProject.BaseDesignSection_28.A1M1R1_1183                                                |
|                                  Exe Time : 4 September 2018 18:05:30                                                         |
+-------------------------------------------------------------------------------------------------------------------------------+
New Project


S T R E S S   R E S U L T S   F O R   G R O U P   N O.   1

0_L                                                          :
ELEMENT TYPE    5 NO.OF ELEMENTS. IN THIS GROUP   59
C U R R E N T   T I M E   I S      4.0000

 HARDENING 2D SOIL ELEMENT

 ****** TOTAL STRESS FORMULATION *****

  EL *   FORCE     DISPL-Y  VERTICAL-P  HORIZON.-P     MAX-V-P     MAX-H-P           STATE   STIFFNESS Z-LEVEL      PORE
E FACTOR    UFACTOR       Peq           Su_a         Su_p     LAYER
 ------------------------------------------------------------------------------------------------------------------------------
-------------------------------------------------------------------------------------------
   1 D  1.6330E-03 -9.7215E-06  4.9038E-02  1.6330E-02  4.9038E-02   1.884          ACTIVE   0.000       0.000       0.000
1.000       1.000      1.6330E-02   0.000       0.000     DI1_164_167_L_0
   2 D  0.4580     -1.0490E-04   3.297       2.290       3.297       17.43          UL-RL  1.0844E+04 -0.2000       0.000
1.000       1.000       2.290       0.000       0.000     DI1_164_167_L_0
   3 D   4.053     -1.9969E-04   6.733       20.26       6.733       35.59          UL-RL  1.0844E+04 -0.4000       0.000
1.000       1.000       20.26       0.000       0.000     DI1_164_167_L_0
   4 D   7.165     -2.9369E-04   10.41       35.83       10.41       51.35          UL-RL  1.0844E+04 -0.6000       0.000
1.000       1.000       35.83       0.000       0.000     DI1_164_167_L_0
   5 D   7.130     -3.8653E-04   14.26       35.65       14.26       51.36          UL-RL  1.0844E+04 -0.8000       0.000
1.000       1.000       35.65       0.000       0.000     DI1_164_167_L_0
   6 D   7.020     -4.7784E-04   18.19       35.10       18.19       51.00          UL-RL  1.0844E+04  -1.000       0.000
1.000       1.000       35.10       0.000       0.000     DI1_164_167_L_0
   7 D   6.864     -5.6730E-04   22.12       34.32       22.12       50.41          UL-RL  1.0844E+04  -1.200       0.000
1.000       1.000       34.32       0.000       0.000     DI1_164_167_L_0
   8 D   6.684     -6.5459E-04   26.08       33.42       26.08       49.69          UL-RL  1.0844E+04  -1.400       0.000
1.000       1.000       33.42       0.000       0.000     DI1_164_167_L_0
   9 D   6.496     -7.3943E-04   30.53       32.48       30.53       48.93          UL-RL  1.0844E+04  -1.600       0.000
1.000       1.000       32.48       0.000       0.000     DI1_164_167_L_0
  10 D   6.310     -8.2154E-04   34.76       31.55       34.76       48.18          UL-RL  1.0844E+04  -1.800       0.000
1.000       1.000       31.55       0.000       0.000     DI1_164_167_L_0
  11 D   6.133     -9.0068E-04   38.82       30.67       38.82       47.47          UL-RL  1.0844E+04  -2.000       0.000
1.000       1.000       30.67       0.000       0.000     DI1_164_167_L_0
  12 D   5.971     -9.7662E-04   42.76       29.85       42.76       46.83          UL-RL  1.0844E+04  -2.200       0.000
1.000       1.000       29.85       0.000       0.000     DI1_164_167_L_0
  13 D   5.825     -1.0492E-03   46.59       29.13       46.59       46.26          UL-RL  1.0844E+04  -2.400       0.000
1.000       1.000       29.13       0.000       0.000     DI1_164_167_L_0
  14 D   5.700     -1.1181E-03   50.35       28.50       50.35       45.79          UL-RL  1.0844E+04  -2.600       0.000
1.000       1.000       28.50       0.000       0.000     DI1_164_167_L_0
  15 D   5.597     -1.1833E-03   54.05       27.98       54.05       45.42          UL-RL  1.0844E+04  -2.800       0.000
1.000       1.000       27.98       0.000       0.000     DI1_164_167_L_0
  16 D   5.516     -1.2446E-03   57.69       27.58       57.69       45.15          UL-RL  1.0844E+04  -3.000       0.000
1.000       1.000       27.58       0.000       0.000     DI1_164_167_L_0
  17 D   5.459     -1.3019E-03   61.47       27.29       61.47       44.99          UL-RL  1.0844E+04  -3.200       0.000
1.000       1.000       27.29       0.000       0.000     DI1_164_167_L_0
  18 D   5.426     -1.3550E-03   65.02       27.13       65.02       44.94          UL-RL  1.0844E+04  -3.400       0.000
1.000       1.000       27.13       0.000       0.000     DI1_164_167_L_0
  19 D   5.417     -1.4039E-03   68.54       27.09       68.54       44.99          UL-RL  1.0844E+04  -3.600       0.000
1.000       1.000       27.09       0.000       0.000     DI1_164_167_L_0
  20 D   5.433     -1.4484E-03   72.04       27.16       72.04       45.15          UL-RL  1.0844E+04  -3.800       0.000
1.000       1.000       27.16       0.000       0.000     DI1_164_167_L_0
  21 D   5.473     -1.4886E-03   75.37       27.37       75.37       45.42          UL-RL  1.0844E+04  -4.000       0.000
1.000       1.000       27.37       0.000       0.000     DI1_164_167_L_0
  22 D   5.538     -1.5243E-03   78.83       27.69       78.83       45.79          UL-RL  1.0844E+04  -4.200       0.000
1.000       1.000       27.69       0.000       0.000     DI1_164_167_L_0
  23 D   5.626     -1.5556E-03   82.27       28.13       82.27       46.26          UL-RL  1.0844E+04  -4.400       0.000
1.000       1.000       28.13       0.000       0.000     DI1_164_167_L_0
  24 D   5.737     -1.5825E-03   85.70       28.69       85.70       46.82          UL-RL  1.0844E+04  -4.600       0.000
1.000       1.000       28.69       0.000       0.000     DI1_164_167_L_0
```

25 D	5.936	-1.6049E-03	89.12	29.68	89.12	47.48	ACTIVE	0.000	-4.800	0.000
1.000	1.000	29.68	0.000	0.000	DI1_164_167_L_0					
26 D	5.242	-1.6229E-03	92.53	26.21	92.53	50.37	ACTIVE	0.000	-5.000	0.000
1.000	1.000	26.21	0.000	0.000	DI2_165_168_L_0					
27 D	5.442	-1.6365E-03	95.92	27.21	95.92	50.29	ACTIVE	0.000	-5.200	0.000
1.000	1.000	27.21	0.000	0.000	DI2_165_168_L_0					
28 D	5.642	-1.6458E-03	99.31	28.21	99.31	50.40	ACTIVE	0.000	-5.400	0.000
1.000	1.000	28.21	0.000	0.000	DI2_165_168_L_0					
29 D	5.841	-1.6509E-03	102.7	29.21	102.7	51.14	ACTIVE	0.000	-5.600	0.000
1.000	1.000	29.21	0.000	0.000	DI2_165_168_L_0					
30 D	6.040	-1.6519E-03	106.1	30.20	106.1	52.64	ACTIVE	0.000	-5.800	0.000
1.000	1.000	30.20	0.000	0.000	DI2_165_168_L_0					
31 D	6.238	-1.6490E-03	109.4	31.19	109.4	54.14	ACTIVE	0.000	-6.000	0.000
1.000	1.000	31.19	0.000	0.000	DI2_165_168_L_0					
32 D	6.414	-1.6421E-03	112.4	32.07	112.4	55.64	ACTIVE	0.000	-6.200	0.000
1.000	1.000	32.07	0.000	0.000	DI2_165_168_L_0					
33 D	6.591	-1.6316E-03	115.4	32.95	115.4	57.15	ACTIVE	0.000	-6.400	0.000
1.000	1.000	32.95	0.000	0.000	DI2_165_168_L_0					
34 D	6.768	-1.6176E-03	118.4	33.84	118.4	58.66	ACTIVE	0.000	-6.600	0.000
1.000	1.000	33.84	0.000	0.000	DI2_165_168_L_0					
35 D	6.946	-1.6003E-03	121.4	34.73	121.4	60.18	ACTIVE	0.000	-6.800	0.000
1.000	1.000	34.73	0.000	0.000	DI2_165_168_L_0					
36 D	7.124	-1.5799E-03	124.4	35.62	124.4	61.70	ACTIVE	0.000	-7.000	0.000
1.000	1.000	35.62	0.000	0.000	DI2_165_168_L_0					
37 D	7.303	-1.5567E-03	127.5	36.52	127.5	63.22	ACTIVE	0.000	-7.200	0.000
1.000	1.000	36.52	0.000	0.000	DI2_165_168_L_0					
38 D	7.483	-1.5309E-03	130.5	37.41	130.5	64.75	ACTIVE	0.000	-7.400	0.000
1.000	1.000	37.41	0.000	0.000	DI2_165_168_L_0					
39 D	7.663	-1.5029E-03	133.6	38.31	133.6	66.28	ACTIVE	0.000	-7.600	0.000
1.000	1.000	38.31	0.000	0.000	DI2_165_168_L_0					
40 D	7.843	-1.4727E-03	136.6	39.22	136.6	67.81	ACTIVE	0.000	-7.800	0.000
1.000	1.000	39.22	0.000	0.000	DI2_165_168_L_0					
41 D	8.024	-1.4407E-03	139.7	40.12	139.7	69.35	ACTIVE	0.000	-8.000	0.000
1.000	1.000	40.12	0.000	0.000	DI2_165_168_L_0					
42 D	8.205	-1.4071E-03	142.8	41.03	142.8	70.89	ACTIVE	0.000	-8.200	0.000
1.000	1.000	41.03	0.000	0.000	DI2_165_168_L_0					
43 D	8.387	-1.3721E-03	145.8	41.93	145.8	72.43	ACTIVE	0.000	-8.400	0.000
1.000	1.000	41.93	0.000	0.000	DI2_165_168_L_0					
44 D	8.569	-1.3358E-03	148.9	42.84	148.9	73.97	ACTIVE	0.000	-8.600	0.000
1.000	1.000	42.84	0.000	0.000	DI2_165_168_L_0					
45 D	8.751	-1.2985E-03	152.0	43.76	152.0	75.51	ACTIVE	0.000	-8.800	0.000
1.000	1.000	43.76	0.000	0.000	DI2_165_168_L_0					
46 D	8.934	-1.2604E-03	155.1	44.67	155.1	77.05	ACTIVE	0.000	-9.000	0.000
1.000	1.000	44.67	0.000	0.000	DI2_165_168_L_0					
47 D	9.116	-1.2215E-03	158.2	45.58	158.2	78.60	ACTIVE	0.000	-9.200	0.000
1.000	1.000	45.58	0.000	0.000	DI2_165_168_L_0					
48 D	9.300	-1.1821E-03	161.3	46.50	161.3	80.14	ACTIVE	0.000	-9.400	0.000
1.000	1.000	46.50	0.000	0.000	DI2_165_168_L_0					
49 D	9.483	-1.1422E-03	164.4	47.41	164.4	81.69	ACTIVE	0.000	-9.600	0.000
1.000	1.000	47.41	0.000	0.000	DI2_165_168_L_0					
50 D	9.740	-1.1019E-03	167.5	48.70	167.5	83.24	UL-RL	2.6137E+04	-9.800	0.000
1.000	1.000	48.70	0.000	0.000	DI2_165_168_L_0					
51 D	10.32	-1.0613E-03	170.6	51.60	170.6	84.79	UL-RL	2.6137E+04	-10.00	0.000
1.000	1.000	51.60	0.000	0.000	DI2_165_168_L_0					
52 D	10.90	-1.0206E-03	173.8	54.52	173.8	86.34	UL-RL	2.6137E+04	-10.20	0.000
1.000	1.000	54.52	0.000	0.000	DI2_165_168_L_0					
53 D	11.49	-9.7965E-04	176.9	57.44	176.9	87.89	UL-RL	2.6137E+04	-10.40	0.000
1.000	1.000	57.44	0.000	0.000	DI2_165_168_L_0					
54 D	12.07	-9.3865E-04	180.0	60.37	180.0	89.44	UL-RL	2.6137E+04	-10.60	0.000
1.000	1.000	60.37	0.000	0.000	DI2_165_168_L_0					
55 D	12.66	-8.9759E-04	183.1	63.30	183.1	91.00	UL-RL	2.6137E+04	-10.80	0.000
1.000	1.000	63.30	0.000	0.000	DI2_165_168_L_0					
56 D	13.25	-8.5650E-04	186.3	66.24	186.3	92.55	UL-RL	2.6137E+04	-11.00	0.000
1.000	1.000	66.24	0.000	0.000	DI2_165_168_L_0					
57 D	13.84	-8.1540E-04	189.4	69.18	189.4	94.10	UL-RL	2.6137E+04	-11.20	0.000
1.000	1.000	69.18	0.000	0.000	DI2_165_168_L_0					
58 D	10.82	-7.7429E-04	192.5	72.12	192.5	95.66	UL-RL	2.6137E+04	-11.40	0.000
1.000	1.000	72.12	0.000	0.000	DI2_165_168_L_0					
59 D	3.679	-7.5373E-04	194.1	73.58	194.1	96.44	UL-RL	2.6137E+04	-11.50	0.000
1.000	1.000	73.58	0.000	0.000	DI2_165_168_L_0					

```
+-----------------------------------------------------------------------------------------------------------------------+
|                  PARATIEPLUS(TM)   NLS ENGINE RELEASE  2018.0    FULL VERSION  *Build date:Nov 13, 2017*              |
|                                                                                                                       |
|                                     NewProject.BaseDesignSection_28.A1M1R1_1183                                       |
|                                 Exe Time : 4 September 2018 18:05:30                                                  |
+-----------------------------------------------------------------------------------------------------------------------+
New Project


S T R E S S   R E S U L T S   F O R   G R O U P   N O.   2

0_R                                                                :
ELEMENT TYPE    5 NO.OF ELEMENTS. IN THIS GROUP   59
C U R R E N T   T I M E   I S     4.0000

 HARDENING 2D SOIL ELEMENT

 ****** TOTAL STRESS FORMULATION *****

 EL *   FORCE     DISPL-Y  VERTICAL-P  HORIZON.-P     MAX-V-P     MAX-H-P          STATE   STIFFNESS Z-LEVEL      PORE
E FACTOR    UFACTOR       Peq          Su_a        Su_p     LAYER
 ---------------------------------------------------------------------------------------------------------------------------
-----------------------------------------------------------------------------------------------
   1     0.000         --          --          --          --          --          REMOVED     --        0.000       0.000
1.000       1.000       0.000       0.000       0.000     not available
   2     0.000         --          --          --          --          --          REMOVED     --      -0.2000       0.000
1.000       1.000       0.000       0.000       0.000     not available
   3     0.000         --          --          --          --          --          REMOVED     --      -0.4000       0.000
1.000       1.000       0.000       0.000       0.000     not available
   4     0.000         --          --          --          --          --          REMOVED     --      -0.6000       0.000
1.000       1.000       0.000       0.000       0.000     not available
   5     0.000         --          --          --          --          --          REMOVED     --      -0.8000       0.000
1.000       1.000       0.000       0.000       0.000     not available
   6     0.000         --          --          --          --          --          REMOVED     --       -1.000       0.000
1.000       1.000       0.000       0.000       0.000     not available
   7     0.000         --          --          --          --          --          REMOVED     --       -1.200       0.000
1.000       1.000       0.000       0.000       0.000     not available
   8     0.000         --          --          --          --          --          REMOVED     --       -1.400       0.000
1.000       1.000       0.000       0.000       0.000     not available
   9     0.000         --          --          --          --          --          REMOVED     --       -1.600       0.000
1.000       1.000       0.000       0.000       0.000     not available
  10     0.000         --          --          --          --          --          REMOVED     --       -1.800       0.000
1.000       1.000       0.000       0.000       0.000     not available
  11     0.000         --          --          --          --          --          REMOVED     --       -2.000       0.000
1.000       1.000       0.000       0.000       0.000     not available
  12     0.000         --          --          --          --          --          REMOVED     --       -2.200       0.000
1.000       1.000       0.000       0.000       0.000     not available
  13     0.000         --          --          --          --          --          REMOVED     --       -2.400       0.000
1.000       1.000       0.000       0.000       0.000     not available
  14     0.000         --          --          --          --          --          REMOVED     --       -2.600       0.000
1.000       1.000       0.000       0.000       0.000     not available
  15     0.000         --          --          --          --          --          REMOVED     --       -2.800       0.000
1.000       1.000       0.000       0.000       0.000     not available
  16     0.000         --          --          --          --          --          REMOVED     --       -3.000       0.000
1.000       1.000       0.000       0.000       0.000     not available
  17     0.000         --          --          --          --          --          REMOVED     --       -3.200       0.000
1.000       1.000       0.000       0.000       0.000     not available
  18     0.000         --          --          --          --          --          REMOVED     --       -3.400       0.000
1.000       1.000       0.000       0.000       0.000     not available
  19     0.000         --          --          --          --          --          REMOVED     --       -3.600       0.000
1.000       1.000       0.000       0.000       0.000     not available
  20     0.000         --          --          --          --          --          REMOVED     --       -3.800       0.000
1.000       1.000       0.000       0.000       0.000     not available
  21     0.000         --          --          --          --          --          REMOVED     --       -4.000       0.000
1.000       1.000       0.000       0.000       0.000     not available
  22     0.000         --          --          --          --          --          REMOVED     --       -4.200       0.000
1.000       1.000       0.000       0.000       0.000     not available
  23     0.000         --          --          --          --          --          REMOVED     --       -4.400       0.000
1.000       1.000       0.000       0.000       0.000     not available
  24     0.000         --          --          --          --          --          REMOVED     --       -4.600       0.000
1.000       1.000       0.000       0.000       0.000     not available
```

25	0.000	--	--	--	--	--	REMOVED	--	-4.800	0.000	
1.000	1.000	0.000	0.000	0.000	not available						
26	0.000	--	--	--	--	--	REMOVED	--	-5.000	0.000	
1.000	1.000	0.000	0.000	0.000	not available						
27	0.000	--	--	--	--	--	REMOVED	--	-5.200	0.000	
1.000	1.000	0.000	0.000	0.000	not available						
28	0.000	--	--	--	--	--	REMOVED	--	-5.400	0.000	
1.000	1.000	0.000	0.000	0.000	not available						
29	0.000	--	--	--	--	--	REMOVED	--	-5.600	0.000	
1.000	1.000	0.000	0.000	0.000	not available						
30	0.000	--	--	--	--	--	REMOVED	--	-5.800	0.000	
1.000	1.000	0.000	0.000	0.000	not available						
31	0.000	--	--	--	--	--	REMOVED	--	-6.000	0.000	
1.000	1.000	0.000	0.000	0.000	not available						
32	0.000	--	--	--	--	--	REMOVED	--	-6.200	0.000	
1.000	1.000	0.000	0.000	0.000	not available						
33	0.000	--	--	--	--	--	REMOVED	--	-6.400	0.000	
1.000	1.000	0.000	0.000	0.000	not available						
34	0.000	--	--	--	--	--	REMOVED	--	-6.600	0.000	
1.000	1.000	0.000	0.000	0.000	not available						
35	0.000	--	--	--	--	--	REMOVED	--	-6.800	0.000	
1.000	1.000	0.000	0.000	0.000	not available						
36 D	4.211	1.5799E-03	3.200	21.05	112.0	62.17	PASSIVE	0.000	-7.000	0.000	
1.000	1.000	21.05	0.000	0.000	DI2_165_168_L_0						
37 D	7.513	1.5567E-03	6.400	37.57	115.2	63.84	PASSIVE	0.000	-7.200	0.000	
1.000	1.000	37.57	0.000	0.000	DI2_165_168_L_0						
38 D	10.82	1.5309E-03	9.600	54.08	118.4	65.48	PASSIVE	0.000	-7.400	0.000	
1.000	1.000	54.08	0.000	0.000	DI2_165_168_L_0						
39 D	11.43	1.5029E-03	12.80	57.16	121.6	67.08	UL-RL	1.8853E+04	-7.600	0.000	
1.000	1.000	57.16	0.000	0.000	DI2_165_168_L_0						
40 D	11.83	1.4727E-03	16.00	59.16	124.8	68.65	UL-RL	1.8853E+04	-7.800	0.000	
1.000	1.000	59.16	0.000	0.000	DI2_165_168_L_0						
41 D	12.19	1.4407E-03	19.20	60.93	128.0	70.19	UL-RL	1.8853E+04	-8.000	0.000	
1.000	1.000	60.93	0.000	0.000	DI2_165_168_L_0						
42 D	12.51	1.4071E-03	22.40	62.54	131.2	71.71	UL-RL	1.8853E+04	-8.200	0.000	
1.000	1.000	62.54	0.000	0.000	DI2_165_168_L_0						
43 D	12.80	1.3721E-03	25.60	64.01	134.4	73.21	UL-RL	1.8853E+04	-8.400	0.000	
1.000	1.000	64.01	0.000	0.000	DI2_165_168_L_0						
44 D	13.08	1.3358E-03	28.80	65.38	137.6	74.69	UL-RL	1.8853E+04	-8.600	0.000	
1.000	1.000	65.38	0.000	0.000	DI2_165_168_L_0						
45 D	13.33	1.2985E-03	32.00	66.65	140.8	76.15	UL-RL	1.8853E+04	-8.800	0.000	
1.000	1.000	66.65	0.000	0.000	DI2_165_168_L_0						
46 D	13.57	1.2604E-03	35.20	67.86	144.0	77.60	UL-RL	1.8853E+04	-9.000	0.000	
1.000	1.000	67.86	0.000	0.000	DI2_165_168_L_0						
47 D	13.80	1.2215E-03	38.40	69.00	147.2	79.04	UL-RL	1.8853E+04	-9.200	0.000	
1.000	1.000	69.00	0.000	0.000	DI2_165_168_L_0						
48 D	14.02	1.1821E-03	41.60	70.08	150.4	80.47	UL-RL	1.8853E+04	-9.400	0.000	
1.000	1.000	70.08	0.000	0.000	DI2_165_168_L_0						
49 D	14.23	1.1422E-03	44.80	71.13	153.6	81.90	UL-RL	1.8853E+04	-9.600	0.000	
1.000	1.000	71.13	0.000	0.000	DI2_165_168_L_0						
50 D	14.43	1.1019E-03	48.00	72.14	156.8	83.32	UL-RL	1.8853E+04	-9.800	0.000	
1.000	1.000	72.14	0.000	0.000	DI2_165_168_L_0						
51 D	14.62	1.0613E-03	51.20	73.09	160.0	84.79	UL-RL	1.8853E+04	-10.00	0.000	
1.000	1.000	73.09	0.000	0.000	DI2_165_168_L_0						
52 D	14.79	1.0206E-03	54.40	73.96	163.2	86.34	UL-RL	1.8853E+04	-10.20	0.000	
1.000	1.000	73.96	0.000	0.000	DI2_165_168_L_0						
53 D	14.96	9.7965E-04	57.60	74.81	166.4	87.89	UL-RL	1.8853E+04	-10.40	0.000	
1.000	1.000	74.81	0.000	0.000	DI2_165_168_L_0						
54 D	15.13	9.3865E-04	60.80	75.64	169.6	89.44	UL-RL	1.8853E+04	-10.60	0.000	
1.000	1.000	75.64	0.000	0.000	DI2_165_168_L_0						
55 D	15.29	8.9759E-04	64.00	76.46	172.8	91.00	UL-RL	1.8853E+04	-10.80	0.000	
1.000	1.000	76.46	0.000	0.000	DI2_165_168_L_0						
56 D	15.45	8.5650E-04	67.20	77.26	176.0	92.55	UL-RL	1.8853E+04	-11.00	0.000	
1.000	1.000	77.26	0.000	0.000	DI2_165_168_L_0						
57 D	15.61	8.1540E-04	70.40	78.05	179.2	94.10	UL-RL	1.8853E+04	-11.20	0.000	
1.000	1.000	78.05	0.000	0.000	DI2_165_168_L_0						
58 D	11.82	7.7429E-04	73.60	78.83	182.4	95.66	UL-RL	1.8853E+04	-11.40	0.000	
1.000	1.000	78.83	0.000	0.000	DI2_165_168_L_0						
59 D	3.961	7.5373E-04	75.20	79.21	184.0	96.44	UL-RL	1.8853E+04	-11.50	0.000	
1.000	1.000	79.21	0.000	0.000	DI2_165_168_L_0						

```
+-------------------------------------------------------------------------------------------------------------------------+
|                   PARATIEPLUS(TM)   NLS ENGINE RELEASE  2018.0    FULL VERSION  *Build date:Nov 13, 2017*              |
|                                                                                                                         |
|                                      NewProject.BaseDesignSection_28.A1M1R1_1183                                        |
|                                    Exe Time : 4 September 2018 18:05:30                                                 |
+-------------------------------------------------------------------------------------------------------------------------+
New Project


S T R E S S   R E S U L T S   F O R   G R O U P   N O.   3

WallElement_33                                                :
ELEMENT TYPE    2 NO.OF ELEMENTS. IN THIS GROUP   58
C U R R E N T   T I M E   I S     4.0000

 WALL2D ELEMENT

   EL      TA          TB          MA          MB
-------------------------------------------------------
    1 -121.69      121.69     7.79377E-13 -24.338
    2 -121.23      121.23      24.338     -48.584
    3 -117.18      117.18      48.584     -72.020
    4 -110.01      110.01      72.020     -94.023
    5 -102.88      102.88      94.023     -114.60
    6 -95.864      95.864      114.60     -133.77
    7 -89.000      89.000      133.77     -151.57
    8 -82.315      82.315      151.57     -168.03
    9 -75.819      75.819      168.03     -183.20
   10 -69.509      69.509      183.20     -197.10
   11 -63.376      63.376      197.10     -209.78
   12 -57.405      57.405      209.78     -221.26
   13 -51.580      51.580      221.26     -231.57
   14 -45.880      45.880      231.57     -240.75
   15 -40.283      40.283      240.75     -248.81
   16 -34.767      34.767      248.81     -255.76
   17 -29.309      29.309      255.76     -261.62
   18 -23.883      23.883      261.62     -266.40
   19 -18.466      18.466      266.40     -270.09
   20 -13.033      13.033      270.09     -272.70
   21 -7.5598      7.5598      272.70     -274.21
   22 -2.0223      2.0223      274.21     -274.61
   23  3.6034     -3.6034      274.61     -273.89
   24  9.3405     -9.3405      273.89     -272.02
   25  15.276     -15.276      272.02     -268.97
   26  20.518     -20.518      268.97     -264.87
   27  25.960     -25.960      264.87     -259.67
   28  31.602     -31.602      259.67     -253.35
   29  37.443     -37.443      253.35     -245.86
   30  43.483     -43.483      245.86     -237.17
   31  49.721     -49.721      237.17     -227.22
   32  56.135     -56.135      227.22     -216.00
   33  62.726     -62.726      216.00     -203.45
   34  69.494     -69.494      203.45     -189.55
   35  76.440     -76.440      189.55     -174.27
   36  79.353     -79.353      174.27     -158.39
   37  79.143     -79.143      158.39     -142.57
   38  75.810     -75.810      142.57     -127.40
   39  72.041     -72.041      127.40     -113.00
   40  68.053     -68.053      113.00     -99.385
   41  63.890     -63.890      99.385     -86.607
   42  59.587     -59.587      86.607     -74.690
   43  55.171     -55.171      74.690     -63.656
   44  50.664     -50.664      63.656     -53.523
   45  46.084     -46.084      53.523     -44.306
   46  41.446     -41.446      44.306     -36.017
   47  36.764     -36.764      36.017     -28.664
   48  32.046     -32.046      28.664     -22.255
   49  27.303     -27.303      22.255     -16.795
   50  22.615     -22.615      16.795     -12.272
   51  18.318     -18.318      12.272     -8.6079
   52  14.428     -14.428      8.6079     -5.7224
```

53	10.954	-10.954	5.7224	-3.5316
54	7.8987	-7.8987	3.5316	-1.9519
55	5.2673	-5.2673	1.9519	-0.89844
56	3.0630	-3.0630	0.89844	-0.28583
57	1.2884	-1.2884	0.28583	-2.81492E-02
58	0.28146	-0.28146	2.81492E-02	-1.72259E-11

```
+-------------------------------------------------------------------------------------------------------------------------------+
|                   PARATIEPLUS(TM)   NLS ENGINE RELEASE  2018.0    FULL VERSION  *Build date:Nov 13, 2017*                    |
|                                                                                                                               |
|                                     NewProject.BaseDesignSection_28.A1M1R1_1183                                               |
|                                  Exe Time : 4 September 2018 18:05:30                                                         |
+-------------------------------------------------------------------------------------------------------------------------------+
New Project


S T R E S S    R E S U L T S    F O R    G R O U P    N O.    4

Tieback_175                                                  :
ELEMENT TYPE    6 NO.OF ELEMENTS. IN THIS GROUP    1
C U R R E N T    T I M E    I S      4.0000

 POST-TENSION 2D-BOUNDARY ELEMENT

         EL    FORCE          d0          EDISPL     pl. eps          K     -ve limit   +ve limit
-----------------------------------------------------------------------------------------------------
 ANCHOR    1   140.52     -1.30222E-03 -1.08332E-04   0.0000       1689.0       0.0000       0.0000     ELASTIC  ORIGINAL
YOUNG MODULUS

 ITER     0 RNORM = 0.000     RMNORM= 0.000
             RINORM=0.4085E+06 RIMNOR=0.3592E+07
             RENORM= 18.64     REMNOR=0.3910E-19 RATIO =0.6754E-02 TOLER =0.1000E-03  NOT CONVERGED
             RFMAX = 121.7     RMMAX = 274.6
             RTSMAL=0.1000E-02 RMSMAL=0.1000E-02
             RDT   =0.4085E+06 RDR   =0.3592E+07
             RATIOT=0.6754E-02 RATIOR= 0.000
             MAX UN=0.1217E-08 IEQ=    63 NODE     32 DOF   1  Y-DISPL.F
             MIN UN=-1.649     IEQ=    71 NODE     36 DOF   1  Y-DISPL.F
             NO. OF CONTACT CONSTRAINT VIOLATIONS     0


 ITER     2 RNORM = 0.000     RMNORM= 0.000
             RINORM=0.4085E+06 RIMNOR=0.3592E+07
             RENORM=0.1685E-02 REMNOR=0.6873E-19 RATIO =0.6423E-04 TOLER =0.1000E-03      CONVERGED !
             RFMAX = 121.7     RMMAX = 274.6
             RTSMAL=0.1000E-02 RMSMAL=0.1000E-02
             RDT   =0.4085E+06 RDR   =0.3592E+07
             RATIOT=0.6423E-04 RATIOR= 0.000
             MAX UN=0.1598E-08 IEQ=   117 NODE     59 DOF   1  Y-DISPL.F
             MIN UN=-.4105E-01 IEQ=    65 NODE     33 DOF   1  Y-DISPL.F
             NO. OF CONTACT CONSTRAINT VIOLATIONS     0
```

```
+-------------------------------------------------------------------------------------------------------------------------+
|                   PARATIEPLUS(TM)   NLS ENGINE RELEASE  2018.0    FULL VERSION  *Build date:Nov 13, 2017*              |
|                                                                                                                         |
|                                      NewProject.BaseDesignSection_28.A1M1R1_1183                                        |
|                                   Exe Time : 4 September 2018 18:05:30                                                  |
+-------------------------------------------------------------------------------------------------------------------------+
New Project
SOLUTION REACHED USING     2 ITERATIONS ON   40

P R I N T   O U T   F O R   T I M E   S T E P    5     ( AT TIME   5.000     )

PRINT OUT OF ACTIVE COMPONENTS (FIXED NODES ARE NOT PRINTED OUT)

          Y-DISPL.F        X-ROT. F
            (02)             (04)           (
    1   2.8237331E-05   4.6428645E-04
    2   1.2102877E-04   4.6329873E-04
    3   2.1342536E-04   4.6033902E-04
    4   3.0503532E-04   4.5544338E-04
    5   3.9547969E-04   4.4870242E-04
    6   4.8440098E-04   4.4023178E-04
    7   5.7146473E-04   4.3014601E-04
    8   6.5635921E-04   4.1855760E-04
    9   7.3879492E-04   4.0557640E-04
   10   8.1850404E-04   3.9130934E-04
   11   8.9523986E-04   3.7586041E-04
   12   9.6877616E-04   3.5933075E-04
   13   1.0389067E-03   3.4181881E-04
   14   1.1054446E-03   3.2342064E-04
   15   1.1682221E-03   3.0423016E-04
   16   1.2270900E-03   2.8433954E-04
   17   1.2819176E-03   2.6383944E-04
   18   1.3325914E-03   2.4281976E-04
   19   1.3790168E-03   2.2136950E-04
   20   1.4211164E-03   1.9957746E-04
   21   1.4588307E-03   1.7753272E-04
   22   1.4921184E-03   1.5532458E-04
   23   1.5209557E-03   1.3304358E-04
   24   1.5453371E-03   1.1078150E-04
   25   1.5652758E-03   8.8631811E-05
   26   1.5808037E-03   6.6690587E-05
   27   1.5919721E-03   4.5051121E-05
   28   1.5988503E-03   2.3803570E-05
   29   1.6015259E-03   3.0418725E-06
   30   1.6001059E-03  -1.7136700E-05
   31   1.5947168E-03  -3.6631436E-05
   32   1.5855059E-03  -5.5338108E-05
   33   1.5726413E-03  -7.3149522E-05
   34   1.5563132E-03  -8.9954809E-05
   35   1.5367339E-03  -1.0564233E-04
   36   1.5141381E-03  -1.2010242E-04
   37   1.4887795E-03  -1.3326581E-04
   38   1.4609188E-03  -1.4512573E-04
   39   1.4308135E-03  -1.5572190E-04
   40   1.3987098E-03  -1.6512046E-04
   41   1.3648405E-03  -1.7339108E-04
   42   1.3294238E-03  -1.8060521E-04
   43   1.2926640E-03  -1.8683571E-04
   44   1.2547502E-03  -1.9215652E-04
   45   1.2158572E-03  -1.9664239E-04
   46   1.1761441E-03  -2.0036871E-04
   47   1.1357553E-03  -2.0341122E-04
   48   1.0948201E-03  -2.0584593E-04
   49   1.0534524E-03  -2.0774894E-04
   50   1.0117511E-03  -2.0919636E-04
   51   9.6979940E-04  -2.1026362E-04
   52   9.2766519E-04  -2.1102208E-04
   53   8.8540792E-04  -2.1153615E-04
   54   8.4306530E-04  -2.1186333E-04
   55   8.0067170E-04  -2.1205385E-04
   56   7.5825000E-04  -2.1215080E-04
```

```
57   7.1581522E-04  -2.1219003E-04
58   6.7337593E-04  -2.1220012E-04
59   6.5215377E-04  -2.1220056E-04
```

```
+-------------------------------------------------------------------------------------------------------------------------------+
|                   PARATIEPLUS(TM)   NLS ENGINE RELEASE  2018.0    FULL VERSION  *Build date:Nov 13, 2017*                    |
|                                                                                                                               |
|                                    NewProject.BaseDesignSection_28.A1M1R1_1183                                                |
|                                  Exe Time : 4 September 2018 18:05:30                                                         |
+-------------------------------------------------------------------------------------------------------------------------------+
New Project


S T R E S S   R E S U L T S   F O R   G R O U P   N O.   1

0_L                                                          :
ELEMENT TYPE    5 NO.OF ELEMENTS. IN THIS GROUP   59
C U R R E N T   T I M E   I S      5.0000

 HARDENING 2D SOIL ELEMENT

 ****** TOTAL STRESS FORMULATION *****

  EL *   FORCE     DISPL-Y  VERTICAL-P  HORIZON.-P     MAX-V-P     MAX-H-P           STATE   STIFFNESS Z-LEVEL      PORE
E FACTOR    UFACTOR       Peq           Su_a         Su_p     LAYER
 ------------------------------------------------------------------------------------------------------------------------------
-------------------------------------------------------------------------------------------
   1 D  1.6330E-03 -2.8237E-05  4.9038E-02  1.6330E-02  4.9038E-02   1.884          ACTIVE   0.000       0.000       0.000
1.000       1.000      1.6330E-02   0.000       0.000     DI1_164_167_L_0
   2 D  0.4231     -1.2103E-04   3.297       2.115       3.297       17.43          UL-RL  1.0844E+04 -0.2000       0.000
1.000       1.000       2.115       0.000       0.000     DI1_164_167_L_0
   3 D   4.023     -2.1343E-04   6.733       20.11       6.733       35.59          UL-RL  1.0844E+04 -0.4000       0.000
1.000       1.000       20.11       0.000       0.000     DI1_164_167_L_0
   4 D   7.140     -3.0504E-04   10.41       35.70       10.41       51.35          UL-RL  1.0844E+04 -0.6000       0.000
1.000       1.000       35.70       0.000       0.000     DI1_164_167_L_0
   5 D   7.110     -3.9548E-04   14.26       35.55       14.26       51.36          UL-RL  1.0844E+04 -0.8000       0.000
1.000       1.000       35.55       0.000       0.000     DI1_164_167_L_0
   6 D   7.006     -4.8440E-04   18.19       35.03       18.19       51.00          UL-RL  1.0844E+04  -1.000       0.000
1.000       1.000       35.03       0.000       0.000     DI1_164_167_L_0
   7 D   6.855     -5.7146E-04   22.12       34.28       22.12       50.41          UL-RL  1.0844E+04  -1.200       0.000
1.000       1.000       34.28       0.000       0.000     DI1_164_167_L_0
   8 D   6.681     -6.5636E-04   26.08       33.40       26.08       49.69          UL-RL  1.0844E+04  -1.400       0.000
1.000       1.000       33.40       0.000       0.000     DI1_164_167_L_0
   9 D   6.498     -7.3879E-04   30.53       32.49       30.53       48.93          UL-RL  1.0844E+04  -1.600       0.000
1.000       1.000       32.49       0.000       0.000     DI1_164_167_L_0
  10 D   6.317     -8.1850E-04   34.76       31.58       34.76       48.18          UL-RL  1.0844E+04  -1.800       0.000
1.000       1.000       31.58       0.000       0.000     DI1_164_167_L_0
  11 D   6.145     -8.9524E-04   38.82       30.73       38.82       47.47          UL-RL  1.0844E+04  -2.000       0.000
1.000       1.000       30.73       0.000       0.000     DI1_164_167_L_0
  12 D   5.988     -9.6878E-04   42.76       29.94       42.76       46.83          UL-RL  1.0844E+04  -2.200       0.000
1.000       1.000       29.94       0.000       0.000     DI1_164_167_L_0
  13 D   5.848     -1.0389E-03   46.59       29.24       46.59       46.26          UL-RL  1.0844E+04  -2.400       0.000
1.000       1.000       29.24       0.000       0.000     DI1_164_167_L_0
  14 D   5.728     -1.1054E-03   50.35       28.64       50.35       45.79          UL-RL  1.0844E+04  -2.600       0.000
1.000       1.000       28.64       0.000       0.000     DI1_164_167_L_0
  15 D   5.629     -1.1682E-03   54.05       28.15       54.05       45.42          UL-RL  1.0844E+04  -2.800       0.000
1.000       1.000       28.15       0.000       0.000     DI1_164_167_L_0
  16 D   5.554     -1.2271E-03   57.69       27.77       57.69       45.15          UL-RL  1.0844E+04  -3.000       0.000
1.000       1.000       27.77       0.000       0.000     DI1_164_167_L_0
  17 D   5.502     -1.2819E-03   61.47       27.51       61.47       44.99          UL-RL  1.0844E+04  -3.200       0.000
1.000       1.000       27.51       0.000       0.000     DI1_164_167_L_0
  18 D   5.474     -1.3326E-03   65.02       27.37       65.02       44.94          UL-RL  1.0844E+04  -3.400       0.000
1.000       1.000       27.37       0.000       0.000     DI1_164_167_L_0
  19 D   5.471     -1.3790E-03   68.54       27.35       68.54       44.99          UL-RL  1.0844E+04  -3.600       0.000
1.000       1.000       27.35       0.000       0.000     DI1_164_167_L_0
  20 D   5.492     -1.4211E-03   72.04       27.46       72.04       45.15          UL-RL  1.0844E+04  -3.800       0.000
1.000       1.000       27.46       0.000       0.000     DI1_164_167_L_0
  21 D   5.538     -1.4588E-03   75.37       27.69       75.37       45.42          UL-RL  1.0844E+04  -4.000       0.000
1.000       1.000       27.69       0.000       0.000     DI1_164_167_L_0
  22 D   5.607     -1.4921E-03   78.83       28.04       78.83       45.79          UL-RL  1.0844E+04  -4.200       0.000
1.000       1.000       28.04       0.000       0.000     DI1_164_167_L_0
  23 D   5.701     -1.5210E-03   82.27       28.50       82.27       46.26          UL-RL  1.0844E+04  -4.400       0.000
1.000       1.000       28.50       0.000       0.000     DI1_164_167_L_0
  24 D   5.818     -1.5453E-03   85.70       29.09       85.70       46.82          UL-RL  1.0844E+04  -4.600       0.000
1.000       1.000       29.09       0.000       0.000     DI1_164_167_L_0
```

```
  25 D   6.021     -1.5653E-03   89.12       30.11       89.12       47.48          UL-RL  1.0844E+04  -4.800       0.000
1.000       1.000       30.11       0.000       0.000     DI1_164_167_L_0
  26 D   5.462     -1.5808E-03   92.53       27.31       92.53       50.37          UL-RL  2.6137E+04  -5.000       0.000
1.000       1.000       27.31       0.000       0.000     DI2_165_168_L_0
  27 D   5.675     -1.5920E-03   95.92       28.37       95.92       50.29          UL-RL  2.6137E+04  -5.200       0.000
1.000       1.000       28.37       0.000       0.000     DI2_165_168_L_0
  28 D   5.887     -1.5989E-03   99.31       29.44       99.31       50.40          UL-RL  2.6137E+04  -5.400       0.000
1.000       1.000       29.44       0.000       0.000     DI2_165_168_L_0
  29 D   6.099     -1.6015E-03   102.7       30.50       102.7       51.14          UL-RL  2.6137E+04  -5.600       0.000
1.000       1.000       30.50       0.000       0.000     DI2_165_168_L_0
  30 D   6.311     -1.6001E-03   106.1       31.55       106.1       52.64          UL-RL  2.6137E+04  -5.800       0.000
1.000       1.000       31.55       0.000       0.000     DI2_165_168_L_0
  31 D   6.522     -1.5947E-03   109.4       32.61       109.4       54.14          UL-RL  2.6137E+04  -6.000       0.000
1.000       1.000       32.61       0.000       0.000     DI2_165_168_L_0
  32 D   6.710     -1.5855E-03   112.4       33.55       112.4       55.64          UL-RL  2.6137E+04  -6.200       0.000
1.000       1.000       33.55       0.000       0.000     DI2_165_168_L_0
  33 D   6.899     -1.5726E-03   115.4       34.50       115.4       57.15          UL-RL  2.6137E+04  -6.400       0.000
1.000       1.000       34.50       0.000       0.000     DI2_165_168_L_0
  34 D   7.088     -1.5563E-03   118.4       35.44       118.4       58.66          UL-RL  2.6137E+04  -6.600       0.000
1.000       1.000       35.44       0.000       0.000     DI2_165_168_L_0
  35 D   7.278     -1.5367E-03   121.4       36.39       121.4       60.18          UL-RL  2.6137E+04  -6.800       0.000
1.000       1.000       36.39       0.000       0.000     DI2_165_168_L_0
  36 D   7.468     -1.5141E-03   124.4       37.34       124.4       61.70          UL-RL  2.6137E+04  -7.000       0.000
1.000       1.000       37.34       0.000       0.000     DI2_165_168_L_0
  37 D   7.659     -1.4888E-03   127.5       38.29       127.5       63.22          UL-RL  2.6137E+04  -7.200       0.000
1.000       1.000       38.29       0.000       0.000     DI2_165_168_L_0
  38 D   7.849     -1.4609E-03   130.5       39.24       130.5       64.75          UL-RL  2.6137E+04  -7.400       0.000
1.000       1.000       39.24       0.000       0.000     DI2_165_168_L_0
  39 D   8.039     -1.4308E-03   133.6       40.20       133.6       66.28          UL-RL  2.6137E+04  -7.600       0.000
1.000       1.000       40.20       0.000       0.000     DI2_165_168_L_0
  40 D   8.230     -1.3987E-03   136.6       41.15       136.6       67.81          UL-RL  2.6137E+04  -7.800       0.000
1.000       1.000       41.15       0.000       0.000     DI2_165_168_L_0
  41 D   8.421     -1.3648E-03   139.7       42.10       139.7       69.35          UL-RL  2.6137E+04  -8.000       0.000
1.000       1.000       42.10       0.000       0.000     DI2_165_168_L_0
  42 D   8.611     -1.3294E-03   142.8       43.06       142.8       70.89          UL-RL  2.6137E+04  -8.200       0.000
1.000       1.000       43.06       0.000       0.000     DI2_165_168_L_0
  43 D   8.802     -1.2927E-03   145.8       44.01       145.8       72.43          UL-RL  2.6137E+04  -8.400       0.000
1.000       1.000       44.01       0.000       0.000     DI2_165_168_L_0
  44 D   8.993     -1.2548E-03   148.9       44.96       148.9       73.97          UL-RL  2.6137E+04  -8.600       0.000
1.000       1.000       44.96       0.000       0.000     DI2_165_168_L_0
  45 D   9.183     -1.2159E-03   152.0       45.92       152.0       75.51          UL-RL  2.6137E+04  -8.800       0.000
1.000       1.000       45.92       0.000       0.000     DI2_165_168_L_0
  46 D   9.374     -1.1761E-03   155.1       46.87       155.1       77.05          UL-RL  2.6137E+04  -9.000       0.000
1.000       1.000       46.87       0.000       0.000     DI2_165_168_L_0
  47 D   9.565     -1.1358E-03   158.2       47.82       158.2       78.60          UL-RL  2.6137E+04  -9.200       0.000
1.000       1.000       47.82       0.000       0.000     DI2_165_168_L_0
  48 D   9.756     -1.0948E-03   161.3       48.78       161.3       80.14          UL-RL  2.6137E+04  -9.400       0.000
1.000       1.000       48.78       0.000       0.000     DI2_165_168_L_0
  49 D   9.947     -1.0535E-03   164.4       49.73       164.4       81.69          UL-RL  2.6137E+04  -9.600       0.000
1.000       1.000       49.73       0.000       0.000     DI2_165_168_L_0
  50 D   10.21     -1.0118E-03   167.5       51.06       167.5       83.24          UL-RL  2.6137E+04  -9.800       0.000
1.000       1.000       51.06       0.000       0.000     DI2_165_168_L_0
  51 D   10.80     -9.6980E-04   170.6       53.99       170.6       84.79          UL-RL  2.6137E+04  -10.00       0.000
1.000       1.000       53.99       0.000       0.000     DI2_165_168_L_0
  52 D   11.39     -9.2767E-04   173.8       56.94       173.8       86.34          UL-RL  2.6137E+04  -10.20       0.000
1.000       1.000       56.94       0.000       0.000     DI2_165_168_L_0
  53 D   11.98     -8.8541E-04   176.9       59.90       176.9       87.89          UL-RL  2.6137E+04  -10.40       0.000
1.000       1.000       59.90       0.000       0.000     DI2_165_168_L_0
  54 D   12.57     -8.4307E-04   180.0       62.87       180.0       89.44          UL-RL  2.6137E+04  -10.60       0.000
1.000       1.000       62.87       0.000       0.000     DI2_165_168_L_0
  55 D   13.17     -8.0067E-04   183.1       65.83       183.1       91.00          UL-RL  2.6137E+04  -10.80       0.000
1.000       1.000       65.83       0.000       0.000     DI2_165_168_L_0
  56 D   13.76     -7.5825E-04   186.3       68.81       186.3       92.55          UL-RL  2.6137E+04  -11.00       0.000
1.000       1.000       68.81       0.000       0.000     DI2_165_168_L_0
  57 D   14.36     -7.1582E-04   189.4       71.78       189.4       94.10          UL-RL  2.6137E+04  -11.20       0.000
1.000       1.000       71.78       0.000       0.000     DI2_165_168_L_0
  58 D   11.21     -6.7338E-04   192.5       74.75       192.5       95.66          UL-RL  2.6137E+04  -11.40       0.000
1.000       1.000       74.75       0.000       0.000     DI2_165_168_L_0
  59 D   3.812     -6.5215E-04   194.1       76.24       194.1       96.44          UL-RL  2.6137E+04  -11.50       0.000
1.000       1.000       76.24       0.000       0.000     DI2_165_168_L_0
```

```
+-----------------------------------------------------------------------------------------------------------------------+
|                  PARATIEPLUS(TM)   NLS ENGINE RELEASE  2018.0    FULL VERSION  *Build date:Nov 13, 2017*              |
|                                                                                                                       |
|                                     NewProject.BaseDesignSection_28.A1M1R1_1183                                       |
|                                 Exe Time : 4 September 2018 18:05:30                                                  |
+-----------------------------------------------------------------------------------------------------------------------+
New Project


S T R E S S   R E S U L T S   F O R   G R O U P   N O.   2

0_R                                                                :
ELEMENT TYPE    5 NO.OF ELEMENTS. IN THIS GROUP   59
C U R R E N T   T I M E   I S     5.0000

 HARDENING 2D SOIL ELEMENT

 ****** TOTAL STRESS FORMULATION *****

 EL *   FORCE     DISPL-Y  VERTICAL-P  HORIZON.-P     MAX-V-P     MAX-H-P          STATE   STIFFNESS Z-LEVEL      PORE
E FACTOR    UFACTOR       Peq          Su_a        Su_p     LAYER
 ---------------------------------------------------------------------------------------------------------------------------
-----------------------------------------------------------------------------------------------
   1     0.000         --          --          --          --          --          REMOVED     --        0.000       0.000
1.000       1.000       0.000       0.000       0.000     not available
   2     0.000         --          --          --          --          --          REMOVED     --      -0.2000       0.000
1.000       1.000       0.000       0.000       0.000     not available
   3     0.000         --          --          --          --          --          REMOVED     --      -0.4000       0.000
1.000       1.000       0.000       0.000       0.000     not available
   4     0.000         --          --          --          --          --          REMOVED     --      -0.6000       0.000
1.000       1.000       0.000       0.000       0.000     not available
   5     0.000         --          --          --          --          --          REMOVED     --      -0.8000       0.000
1.000       1.000       0.000       0.000       0.000     not available
   6     0.000         --          --          --          --          --          REMOVED     --       -1.000       0.000
1.000       1.000       0.000       0.000       0.000     not available
   7     0.000         --          --          --          --          --          REMOVED     --       -1.200       0.000
1.000       1.000       0.000       0.000       0.000     not available
   8     0.000         --          --          --          --          --          REMOVED     --       -1.400       0.000
1.000       1.000       0.000       0.000       0.000     not available
   9     0.000         --          --          --          --          --          REMOVED     --       -1.600       0.000
1.000       1.000       0.000       0.000       0.000     not available
  10     0.000         --          --          --          --          --          REMOVED     --       -1.800       0.000
1.000       1.000       0.000       0.000       0.000     not available
  11     0.000         --          --          --          --          --          REMOVED     --       -2.000       0.000
1.000       1.000       0.000       0.000       0.000     not available
  12     0.000         --          --          --          --          --          REMOVED     --       -2.200       0.000
1.000       1.000       0.000       0.000       0.000     not available
  13     0.000         --          --          --          --          --          REMOVED     --       -2.400       0.000
1.000       1.000       0.000       0.000       0.000     not available
  14     0.000         --          --          --          --          --          REMOVED     --       -2.600       0.000
1.000       1.000       0.000       0.000       0.000     not available
  15     0.000         --          --          --          --          --          REMOVED     --       -2.800       0.000
1.000       1.000       0.000       0.000       0.000     not available
  16     0.000         --          --          --          --          --          REMOVED     --       -3.000       0.000
1.000       1.000       0.000       0.000       0.000     not available
  17     0.000         --          --          --          --          --          REMOVED     --       -3.200       0.000
1.000       1.000       0.000       0.000       0.000     not available
  18     0.000         --          --          --          --          --          REMOVED     --       -3.400       0.000
1.000       1.000       0.000       0.000       0.000     not available
  19     0.000         --          --          --          --          --          REMOVED     --       -3.600       0.000
1.000       1.000       0.000       0.000       0.000     not available
  20     0.000         --          --          --          --          --          REMOVED     --       -3.800       0.000
1.000       1.000       0.000       0.000       0.000     not available
  21     0.000         --          --          --          --          --          REMOVED     --       -4.000       0.000
1.000       1.000       0.000       0.000       0.000     not available
  22     0.000         --          --          --          --          --          REMOVED     --       -4.200       0.000
1.000       1.000       0.000       0.000       0.000     not available
  23     0.000         --          --          --          --          --          REMOVED     --       -4.400       0.000
1.000       1.000       0.000       0.000       0.000     not available
  24     0.000         --          --          --          --          --          REMOVED     --       -4.600       0.000
1.000       1.000       0.000       0.000       0.000     not available
```

25	0.000	--	--	--	--	--	REMOVED	--	-4.800	0.000	
1.000	1.000	0.000	0.000	0.000	not available						
26	0.000	--	--	--	--	--	REMOVED	--	-5.000	0.000	
1.000	1.000	0.000	0.000	0.000	not available						
27	0.000	--	--	--	--	--	REMOVED	--	-5.200	0.000	
1.000	1.000	0.000	0.000	0.000	not available						
28	0.000	--	--	--	--	--	REMOVED	--	-5.400	0.000	
1.000	1.000	0.000	0.000	0.000	not available						
29	0.000	--	--	--	--	--	REMOVED	--	-5.600	0.000	
1.000	1.000	0.000	0.000	0.000	not available						
30	0.000	--	--	--	--	--	REMOVED	--	-5.800	0.000	
1.000	1.000	0.000	0.000	0.000	not available						
31	0.000	--	--	--	--	--	REMOVED	--	-6.000	0.000	
1.000	1.000	0.000	0.000	0.000	not available						
32	0.000	--	--	--	--	--	REMOVED	--	-6.200	0.000	
1.000	1.000	0.000	0.000	0.000	not available						
33 D	0.000	1.5726E-03	1.600	0.000	1.600	0.8000	ACTIVE	0.000	-6.400	0.000	
1.000	1.000	0.000	0.000	0.000	DI2_165_168_L_0						
34 D	0.2710	1.5563E-03	4.800	1.355	4.800	2.400	UL-RL	1.7040E+04	-6.600	0.000	
1.000	1.000	1.355	0.000	0.000	DI2_165_168_L_0						
35 D	0.5833	1.5367E-03	8.000	2.917	8.000	4.000	UL-RL	1.7040E+04	-6.800	0.000	
1.000	1.000	2.917	0.000	0.000	DI2_165_168_L_0						
36 D	5.635	1.5141E-03	11.20	28.18	112.0	62.17	UL-RL	1.7040E+04	-7.000	0.000	
1.000	1.000	28.18	0.000	0.000	DI2_165_168_L_0						
37 D	8.639	1.4888E-03	14.40	43.20	115.2	63.84	UL-RL	1.7040E+04	-7.200	0.000	
1.000	1.000	43.20	0.000	0.000	DI2_165_168_L_0						
38 D	11.77	1.4609E-03	17.60	58.85	118.4	65.48	UL-RL	1.7040E+04	-7.400	0.000	
1.000	1.000	58.85	0.000	0.000	DI2_165_168_L_0						
39 D	12.27	1.4308E-03	20.80	61.35	121.6	67.08	UL-RL	1.7040E+04	-7.600	0.000	
1.000	1.000	61.35	0.000	0.000	DI2_165_168_L_0						
40 D	12.58	1.3987E-03	24.00	62.92	124.8	68.65	UL-RL	1.7040E+04	-7.800	0.000	
1.000	1.000	62.92	0.000	0.000	DI2_165_168_L_0						
41 D	12.87	1.3648E-03	27.20	64.36	128.0	70.19	UL-RL	1.7040E+04	-8.000	0.000	
1.000	1.000	64.36	0.000	0.000	DI2_165_168_L_0						
42 D	13.14	1.3294E-03	30.40	65.69	131.2	71.71	UL-RL	1.7040E+04	-8.200	0.000	
1.000	1.000	65.69	0.000	0.000	DI2_165_168_L_0						
43 D	13.39	1.2927E-03	33.60	66.93	134.4	73.21	UL-RL	1.7040E+04	-8.400	0.000	
1.000	1.000	66.93	0.000	0.000	DI2_165_168_L_0						
44 D	13.62	1.2548E-03	36.80	68.10	137.6	74.69	UL-RL	1.7040E+04	-8.600	0.000	
1.000	1.000	68.10	0.000	0.000	DI2_165_168_L_0						
45 D	13.84	1.2159E-03	40.00	69.21	140.8	76.15	UL-RL	1.7040E+04	-8.800	0.000	
1.000	1.000	69.21	0.000	0.000	DI2_165_168_L_0						
46 D	14.05	1.1761E-03	43.20	70.26	144.0	77.60	UL-RL	1.7040E+04	-9.000	0.000	
1.000	1.000	70.26	0.000	0.000	DI2_165_168_L_0						
47 D	14.25	1.1358E-03	46.40	71.26	147.2	79.04	UL-RL	1.7040E+04	-9.200	0.000	
1.000	1.000	71.26	0.000	0.000	DI2_165_168_L_0						
48 D	14.45	1.0948E-03	49.60	72.23	150.4	80.47	UL-RL	1.7040E+04	-9.400	0.000	
1.000	1.000	72.23	0.000	0.000	DI2_165_168_L_0						
49 D	14.63	1.0535E-03	52.80	73.17	153.6	81.90	UL-RL	1.7040E+04	-9.600	0.000	
1.000	1.000	73.17	0.000	0.000	DI2_165_168_L_0						
50 D	14.82	1.0118E-03	56.00	74.08	156.8	83.32	UL-RL	1.7040E+04	-9.800	0.000	
1.000	1.000	74.08	0.000	0.000	DI2_165_168_L_0						
51 D	14.99	9.6980E-04	59.20	74.94	160.0	84.79	UL-RL	1.7040E+04	-10.00	0.000	
1.000	1.000	74.94	0.000	0.000	DI2_165_168_L_0						
52 D	15.14	9.2767E-04	62.40	75.72	163.2	86.34	UL-RL	1.7040E+04	-10.20	0.000	
1.000	1.000	75.72	0.000	0.000	DI2_165_168_L_0						
53 D	15.30	8.8541E-04	65.60	76.49	166.4	87.89	UL-RL	1.7040E+04	-10.40	0.000	
1.000	1.000	76.49	0.000	0.000	DI2_165_168_L_0						
54 D	15.45	8.4307E-04	68.80	77.25	169.6	89.44	UL-RL	1.7040E+04	-10.60	0.000	
1.000	1.000	77.25	0.000	0.000	DI2_165_168_L_0						
55 D	15.60	8.0067E-04	72.00	78.00	172.8	91.00	UL-RL	1.7040E+04	-10.80	0.000	
1.000	1.000	78.00	0.000	0.000	DI2_165_168_L_0						
56 D	15.75	7.5825E-04	75.20	78.73	176.0	92.55	UL-RL	1.7040E+04	-11.00	0.000	
1.000	1.000	78.73	0.000	0.000	DI2_165_168_L_0						
57 D	15.89	7.1582E-04	78.40	79.46	179.2	94.10	UL-RL	1.7040E+04	-11.20	0.000	
1.000	1.000	79.46	0.000	0.000	DI2_165_168_L_0						
58 D	12.03	6.7338E-04	81.60	80.18	182.4	95.66	UL-RL	1.7040E+04	-11.40	0.000	
1.000	1.000	80.18	0.000	0.000	DI2_165_168_L_0						
59 D	4.027	6.5215E-04	83.20	80.53	184.0	96.44	UL-RL	1.7040E+04	-11.50	0.000	
1.000	1.000	80.53	0.000	0.000	DI2_165_168_L_0						

```
+-----------------------------------------------------------------------------------------------------------------------+
|                  PARATIEPLUS(TM)   NLS ENGINE RELEASE  2018.0    FULL VERSION  *Build date:Nov 13, 2017*              |
|                                                                                                                       |
|                                    NewProject.BaseDesignSection_28.A1M1R1_1183                                        |
|                                 Exe Time : 4 September 2018 18:05:30                                                  |
+-----------------------------------------------------------------------------------------------------------------------+
New Project


S T R E S S   R E S U L T S   F O R   G R O U P   N O.   3

WallElement_33                                                  :
ELEMENT TYPE    2 NO.OF ELEMENTS. IN THIS GROUP   58
C U R R E N T   T I M E   I S     5.0000

 WALL2D ELEMENT

   EL      TA          TB          MA          MB
-----------------------------------------------------
    1 -121.71      121.71     1.40465E-12 -24.343
    2 -121.29      121.29      24.343     -48.600
    3 -117.27      117.27      48.600     -72.054
    4 -110.13      110.13      72.054     -94.079
    5 -103.02      103.02      94.079     -114.68
    6 -96.010      96.010      114.68     -133.88
    7 -89.155      89.155      133.88     -151.72
    8 -82.474      82.474      151.72     -168.21
    9 -75.977      75.977      168.21     -183.41
   10 -69.660      69.660      183.41     -197.34
   11 -63.515      63.515      197.34     -210.04
   12 -57.528      57.528      210.04     -221.55
   13 -51.680      51.680      221.55     -231.88
   14 -45.952      45.952      231.88     -241.07
   15 -40.323      40.323      241.07     -249.14
   16 -34.769      34.769      249.14     -256.09
   17 -29.267      29.267      256.09     -261.94
   18 -23.793      23.793      261.94     -266.70
   19 -18.322      18.322      266.70     -270.37
   20 -12.830      12.830      270.37     -272.93
   21 -7.2924      7.2924      272.93     -274.39
   22 -1.6850      1.6850      274.39     -274.73
   23  4.0159     -4.0159      274.73     -273.93
   24  9.8335     -9.8335      273.93     -271.96
   25  15.855     -15.855      271.96     -268.79
   26  21.317     -21.317      268.79     -264.53
   27  26.991     -26.991      264.53     -259.13
   28  32.879     -32.879      259.13     -252.55
   29  38.978     -38.978      252.55     -244.76
   30  45.289     -45.289      244.76     -235.70
   31  51.810     -51.810      235.70     -225.34
   32  58.521     -58.521      225.34     -213.63
   33  65.461     -65.461      213.63     -200.54
   34  72.278     -72.278      200.54     -186.08
   35  78.973     -78.973      186.08     -170.29
   36  80.806     -80.806      170.29     -154.13
   37  79.825     -79.825      154.13     -138.16
   38  75.903     -75.903      138.16     -122.98
   39  71.673     -71.673      122.98     -108.65
   40  67.319     -67.319      108.65     -95.184
   41  62.868     -62.868      95.184     -82.610
   42  58.341     -58.341      82.610     -70.942
   43  53.756     -53.756      70.942     -60.191
   44  49.129     -49.129      60.191     -50.365
   45  44.471     -44.471      50.365     -41.471
   46  39.793     -39.793      41.471     -33.512
   47  35.105     -35.105      33.512     -26.492
   48  30.414     -30.414      26.492     -20.409
   49  25.726     -25.726      20.409     -15.264
   50  21.121     -21.121      15.264     -11.039
   51  16.933     -16.933      11.039     -7.6527
   52  13.177     -13.177      7.6527     -5.0174
```

53	9.8581	-9.8581	5.0174	-3.0458
54	6.9810	-6.9810	3.0458	-1.6496
55	4.5488	-4.5488	1.6496	-0.73985
56	2.5638	-2.5638	0.73985	-0.22709
57	1.0281	-1.0281	0.22709	-2.14667E-02
58	0.21465	-0.21465	2.14667E-02	7.94079E-11

```
+-------------------------------------------------------------------------------------------------------------------------------+
|                   PARATIEPLUS(TM)   NLS ENGINE RELEASE  2018.0    FULL VERSION  *Build date:Nov 13, 2017*                    |
|                                                                                                                               |
|                                     NewProject.BaseDesignSection_28.A1M1R1_1183                                               |
|                                  Exe Time : 4 September 2018 18:05:30                                                         |
+-------------------------------------------------------------------------------------------------------------------------------+
New Project


S T R E S S    R E S U L T S    F O R    G R O U P    N O.    4

Tieback_175                                                 :
ELEMENT TYPE    6 NO.OF ELEMENTS. IN THIS GROUP    1
C U R R E N T    T I M E    I S      5.0000

 POST-TENSION 2D-BOUNDARY ELEMENT

         EL    FORCE          d0          EDISPL     pl. eps          K     -ve limit   +ve limit
-------------------------------------------------------------------------------------------------------------
 ANCHOR    1   140.54     -1.30222E-03 -9.22965E-05   0.0000       1689.0       0.0000       0.0000     ELASTIC  ORIGINAL
YOUNG MODULUS

 ITER     0 RNORM = 0.000     RMNORM= 0.000
             RINORM=0.4109E+06 RIMNOR=0.3564E+07
             RENORM=0.1685E-02 REMNOR=0.6873E-19 RATIO =0.6404E-04 TOLER =0.1000E-03      CONVERGED !
             RFMAX = 121.7     RMMAX = 274.7
             RTSMAL=0.1000E-02 RMSMAL=0.1000E-02
             RDT   =0.4109E+06 RDR   =0.3564E+07
             RATIOT=0.6404E-04 RATIOR= 0.000
             MAX UN=0.1598E-08 IEQ=   117 NODE     59 DOF   1  Y-DISPL.F
             MIN UN=-.4105E-01 IEQ=    65 NODE     33 DOF   1  Y-DISPL.F
             NO. OF CONTACT CONSTRAINT VIOLATIONS     0


 ITER     1 RNORM = 0.000     RMNORM= 0.000
             RINORM=0.4109E+06 RIMNOR=0.3564E+07
             RENORM=0.4181E-06 REMNOR=0.8040E-19 RATIO =0.1009E-05 TOLER =0.1000E-03      CONVERGED !
             RFMAX = 121.7     RMMAX = 274.7
             RTSMAL=0.1000E-02 RMSMAL=0.1000E-02
             RDT   =0.4109E+06 RDR   =0.3564E+07
             RATIOT=0.1009E-05 RATIOR= 0.000
             MAX UN=0.3017E-08 IEQ=   115 NODE     58 DOF   1  Y-DISPL.F
             MIN UN=-.6466E-03 IEQ=    65 NODE     33 DOF   1  Y-DISPL.F
             NO. OF CONTACT CONSTRAINT VIOLATIONS     0


 ITER     2 RNORM = 0.000     RMNORM= 0.000
             RINORM=0.4109E+06 RIMNOR=0.3564E+07
             RENORM=0.1422E-16 REMNOR=0.6472E-19 RATIO =0.5882E-11 TOLER =0.1000E-03      CONVERGED !
             RFMAX = 121.7     RMMAX = 274.7
             RTSMAL=0.1000E-02 RMSMAL=0.1000E-02
             RDT   =0.4109E+06 RDR   =0.3564E+07
             RATIOT=0.5882E-11 RATIOR= 0.000
             MAX UN=0.1265E-08 IEQ=    67 NODE     34 DOF   1  Y-DISPL.F
             MIN UN=-.1199E-08 IEQ=    43 NODE     22 DOF   1  Y-DISPL.F
             NO. OF CONTACT CONSTRAINT VIOLATIONS     0
```

```
+-------------------------------------------------------------------------------------------------------------------------+
|                   PARATIEPLUS(TM)   NLS ENGINE RELEASE  2018.0    FULL VERSION  *Build date:Nov 13, 2017*              |
|                                                                                                                         |
|                                      NewProject.BaseDesignSection_28.A1M1R1_1183                                        |
|                                   Exe Time : 4 September 2018 18:05:30                                                  |
+-------------------------------------------------------------------------------------------------------------------------+
New Project
SOLUTION REACHED USING     2 ITERATIONS ON   40

P R I N T   O U T   F O R   T I M E   S T E P    6     ( AT TIME   6.000     )

PRINT OUT OF ACTIVE COMPONENTS (FIXED NODES ARE NOT PRINTED OUT)

          Y-DISPL.F        X-ROT. F
            (02)             (04)           (
    1   2.8095855E-05   4.6427013E-04
    2   1.2088403E-04   4.6328241E-04
    3   2.1327735E-04   4.6032271E-04
    4   3.0488406E-04   4.5542710E-04
    5   3.9532517E-04   4.4868618E-04
    6   4.8424322E-04   4.4021560E-04
    7   5.7130374E-04   4.3012993E-04
    8   6.5619501E-04   4.1854165E-04
    9   7.3862755E-04   4.0556062E-04
   10   8.1833354E-04   3.9129377E-04
   11   8.9506627E-04   3.7584512E-04
   12   9.6859954E-04   3.5931578E-04
   13   1.0387271E-03   3.4180423E-04
   14   1.1052622E-03   3.2340652E-04
   15   1.1680369E-03   3.0421659E-04
   16   1.2269021E-03   2.8432659E-04
   17   1.2817272E-03   2.6382720E-04
   18   1.3323987E-03   2.4280834E-04
   19   1.3788218E-03   2.2135899E-04
   20   1.4209195E-03   1.9956797E-04
   21   1.4586320E-03   1.7752438E-04
   22   1.4919181E-03   1.5531750E-04
   23   1.5207541E-03   1.3303791E-04
   24   1.5451346E-03   1.1077736E-04
   25   1.5650726E-03   8.8629356E-05
   26   1.5806002E-03   6.6689966E-05
   27   1.5917686E-03   4.5052500E-05
   28   1.5986473E-03   2.3807132E-05
   29   1.6013239E-03   3.0478158E-06
   30   1.5999053E-03  -1.7128158E-05
   31   1.5945182E-03  -3.6620063E-05
   32   1.5853099E-03  -5.5323652E-05
   33   1.5724485E-03  -7.3131717E-05
   34   1.5561243E-03  -8.9933703E-05
   35   1.5365495E-03  -1.0561828E-04
   36   1.5139588E-03  -1.2007577E-04
   37   1.4886058E-03  -1.3323687E-04
   38   1.4607510E-03  -1.4509478E-04
   39   1.4306521E-03  -1.5568919E-04
   40   1.3985552E-03  -1.6508624E-04
   41   1.3646928E-03  -1.7335556E-04
   42   1.3292834E-03  -1.8056859E-04
   43   1.2925309E-03  -1.8679817E-04
   44   1.2546247E-03  -1.9211821E-04
   45   1.2157395E-03  -1.9660344E-04
   46   1.1760342E-03  -2.0032924E-04
   47   1.1356534E-03  -2.0337134E-04
   48   1.0947262E-03  -2.0580572E-04
   49   1.0533665E-03  -2.0770848E-04
   50   1.0116734E-03  -2.0915572E-04
   51   9.6972979E-04  -2.1022285E-04
   52   9.2760375E-04  -2.1098121E-04
   53   8.8535466E-04  -2.1149522E-04
   54   8.4302023E-04  -2.1182236E-04
   55   8.0063482E-04  -2.1201285E-04
   56   7.5822133E-04  -2.1210980E-04
```

```
57   7.1579475E-04  -2.1214903E-04
58   6.7336366E-04  -2.1215911E-04
59   6.5214560E-04  -2.1215955E-04
```

```
+-------------------------------------------------------------------------------------------------------------------------------+
|                   PARATIEPLUS(TM)   NLS ENGINE RELEASE  2018.0    FULL VERSION  *Build date:Nov 13, 2017*                    |
|                                                                                                                               |
|                                    NewProject.BaseDesignSection_28.A1M1R1_1183                                                |
|                                  Exe Time : 4 September 2018 18:05:30                                                         |
+-------------------------------------------------------------------------------------------------------------------------------+
New Project


S T R E S S   R E S U L T S   F O R   G R O U P   N O.   1

0_L                                                          :
ELEMENT TYPE    5 NO.OF ELEMENTS. IN THIS GROUP   59
C U R R E N T   T I M E   I S      6.0000

 HARDENING 2D SOIL ELEMENT

 ****** TOTAL STRESS FORMULATION *****

  EL *   FORCE     DISPL-Y  VERTICAL-P  HORIZON.-P     MAX-V-P     MAX-H-P           STATE   STIFFNESS Z-LEVEL      PORE
E FACTOR    UFACTOR       Peq           Su_a         Su_p     LAYER
 ------------------------------------------------------------------------------------------------------------------------------
-------------------------------------------------------------------------------------------
   1 D  1.7864E-03 -2.8096E-05  4.9038E-02  1.7864E-02  4.9038E-02   1.884          UL-RL  1.0844E+04   0.000       0.000
1.000       1.000      1.7864E-02   0.000       0.000     DI1_164_167_L_0
   2 D  0.4234     -1.2088E-04   3.297       2.117       3.297       17.43          UL-RL  1.0844E+04 -0.2000       0.000
1.000       1.000       2.117       0.000       0.000     DI1_164_167_L_0
   3 D   4.023     -2.1328E-04   6.733       20.12       6.733       35.59          UL-RL  1.0844E+04 -0.4000       0.000
1.000       1.000       20.12       0.000       0.000     DI1_164_167_L_0
   4 D   7.141     -3.0488E-04   10.41       35.70       10.41       51.35          UL-RL  1.0844E+04 -0.6000       0.000
1.000       1.000       35.70       0.000       0.000     DI1_164_167_L_0
   5 D   7.111     -3.9533E-04   14.26       35.55       14.26       51.36          UL-RL  1.0844E+04 -0.8000       0.000
1.000       1.000       35.55       0.000       0.000     DI1_164_167_L_0
   6 D   7.006     -4.8424E-04   18.19       35.03       18.19       51.00          UL-RL  1.0844E+04  -1.000       0.000
1.000       1.000       35.03       0.000       0.000     DI1_164_167_L_0
   7 D   6.856     -5.7130E-04   22.12       34.28       22.12       50.41          UL-RL  1.0844E+04  -1.200       0.000
1.000       1.000       34.28       0.000       0.000     DI1_164_167_L_0
   8 D   6.681     -6.5620E-04   26.08       33.40       26.08       49.69          UL-RL  1.0844E+04  -1.400       0.000
1.000       1.000       33.40       0.000       0.000     DI1_164_167_L_0
   9 D   6.498     -7.3863E-04   30.53       32.49       30.53       48.93          UL-RL  1.0844E+04  -1.600       0.000
1.000       1.000       32.49       0.000       0.000     DI1_164_167_L_0
  10 D   6.317     -8.1833E-04   34.76       31.59       34.76       48.18          UL-RL  1.0844E+04  -1.800       0.000
1.000       1.000       31.59       0.000       0.000     DI1_164_167_L_0
  11 D   6.145     -8.9507E-04   38.82       30.73       38.82       47.47          UL-RL  1.0844E+04  -2.000       0.000
1.000       1.000       30.73       0.000       0.000     DI1_164_167_L_0
  12 D   5.988     -9.6860E-04   42.76       29.94       42.76       46.83          UL-RL  1.0844E+04  -2.200       0.000
1.000       1.000       29.94       0.000       0.000     DI1_164_167_L_0
  13 D   5.848     -1.0387E-03   46.59       29.24       46.59       46.26          UL-RL  1.0844E+04  -2.400       0.000
1.000       1.000       29.24       0.000       0.000     DI1_164_167_L_0
  14 D   5.728     -1.1053E-03   50.35       28.64       50.35       45.79          UL-RL  1.0844E+04  -2.600       0.000
1.000       1.000       28.64       0.000       0.000     DI1_164_167_L_0
  15 D   5.630     -1.1680E-03   54.05       28.15       54.05       45.42          UL-RL  1.0844E+04  -2.800       0.000
1.000       1.000       28.15       0.000       0.000     DI1_164_167_L_0
  16 D   5.554     -1.2269E-03   57.69       27.77       57.69       45.15          UL-RL  1.0844E+04  -3.000       0.000
1.000       1.000       27.77       0.000       0.000     DI1_164_167_L_0
  17 D   5.502     -1.2817E-03   61.47       27.51       61.47       44.99          UL-RL  1.0844E+04  -3.200       0.000
1.000       1.000       27.51       0.000       0.000     DI1_164_167_L_0
  18 D   5.475     -1.3324E-03   65.02       27.37       65.02       44.94          UL-RL  1.0844E+04  -3.400       0.000
1.000       1.000       27.37       0.000       0.000     DI1_164_167_L_0
  19 D   5.471     -1.3788E-03   68.54       27.36       68.54       44.99          UL-RL  1.0844E+04  -3.600       0.000
1.000       1.000       27.36       0.000       0.000     DI1_164_167_L_0
  20 D   5.493     -1.4209E-03   72.04       27.46       72.04       45.15          UL-RL  1.0844E+04  -3.800       0.000
1.000       1.000       27.46       0.000       0.000     DI1_164_167_L_0
  21 D   5.538     -1.4586E-03   75.37       27.69       75.37       45.42          UL-RL  1.0844E+04  -4.000       0.000
1.000       1.000       27.69       0.000       0.000     DI1_164_167_L_0
  22 D   5.608     -1.4919E-03   78.83       28.04       78.83       45.79          UL-RL  1.0844E+04  -4.200       0.000
1.000       1.000       28.04       0.000       0.000     DI1_164_167_L_0
  23 D   5.701     -1.5208E-03   82.27       28.51       82.27       46.26          UL-RL  1.0844E+04  -4.400       0.000
1.000       1.000       28.51       0.000       0.000     DI1_164_167_L_0
  24 D   5.818     -1.5451E-03   85.70       29.09       85.70       46.82          UL-RL  1.0844E+04  -4.600       0.000
1.000       1.000       29.09       0.000       0.000     DI1_164_167_L_0
```

25 D	6.022	-1.5651E-03	89.12	30.11	89.12	47.48	UL-RL	1.0844E+04	-4.800	0.000	
1.000	1.000	30.11	0.000	0.000	DI1_164_167_L_0						
26 D	5.463	-1.5806E-03	92.53	27.31	92.53	50.37	UL-RL	2.6137E+04	-5.000	0.000	
1.000	1.000	27.31	0.000	0.000	DI2_165_168_L_0						
27 D	5.676	-1.5918E-03	95.92	28.38	95.92	50.29	UL-RL	2.6137E+04	-5.200	0.000	
1.000	1.000	28.38	0.000	0.000	DI2_165_168_L_0						
28 D	5.888	-1.5986E-03	99.31	29.44	99.31	50.40	UL-RL	2.6137E+04	-5.400	0.000	
1.000	1.000	29.44	0.000	0.000	DI2_165_168_L_0						
29 D	6.100	-1.6013E-03	102.7	30.50	102.7	51.14	UL-RL	2.6137E+04	-5.600	0.000	
1.000	1.000	30.50	0.000	0.000	DI2_165_168_L_0						
30 D	6.312	-1.5999E-03	106.1	31.56	106.1	52.64	UL-RL	2.6137E+04	-5.800	0.000	
1.000	1.000	31.56	0.000	0.000	DI2_165_168_L_0						
31 D	6.523	-1.5945E-03	109.4	32.61	109.4	54.14	UL-RL	2.6137E+04	-6.000	0.000	
1.000	1.000	32.61	0.000	0.000	DI2_165_168_L_0						
32 D	6.711	-1.5853E-03	112.4	33.56	112.4	55.64	UL-RL	2.6137E+04	-6.200	0.000	
1.000	1.000	33.56	0.000	0.000	DI2_165_168_L_0						
33 D	6.900	-1.5724E-03	115.4	34.50	115.4	57.15	UL-RL	2.6137E+04	-6.400	0.000	
1.000	1.000	34.50	0.000	0.000	DI2_165_168_L_0						
34 D	7.089	-1.5561E-03	118.4	35.45	118.4	58.66	UL-RL	2.6137E+04	-6.600	0.000	
1.000	1.000	35.45	0.000	0.000	DI2_165_168_L_0						
35 D	7.279	-1.5365E-03	121.4	36.40	121.4	60.18	UL-RL	2.6137E+04	-6.800	0.000	
1.000	1.000	36.40	0.000	0.000	DI2_165_168_L_0						
36 D	7.469	-1.5140E-03	124.4	37.35	124.4	61.70	UL-RL	2.6137E+04	-7.000	0.000	
1.000	1.000	37.35	0.000	0.000	DI2_165_168_L_0						
37 D	7.659	-1.4886E-03	127.5	38.30	127.5	63.22	UL-RL	2.6137E+04	-7.200	0.000	
1.000	1.000	38.30	0.000	0.000	DI2_165_168_L_0						
38 D	7.850	-1.4608E-03	130.5	39.25	130.5	64.75	UL-RL	2.6137E+04	-7.400	0.000	
1.000	1.000	39.25	0.000	0.000	DI2_165_168_L_0						
39 D	8.040	-1.4307E-03	133.6	40.20	133.6	66.28	UL-RL	2.6137E+04	-7.600	0.000	
1.000	1.000	40.20	0.000	0.000	DI2_165_168_L_0						
40 D	8.231	-1.3986E-03	136.6	41.15	136.6	67.81	UL-RL	2.6137E+04	-7.800	0.000	
1.000	1.000	41.15	0.000	0.000	DI2_165_168_L_0						
41 D	8.421	-1.3647E-03	139.7	42.11	139.7	69.35	UL-RL	2.6137E+04	-8.000	0.000	
1.000	1.000	42.11	0.000	0.000	DI2_165_168_L_0						
42 D	8.612	-1.3293E-03	142.8	43.06	142.8	70.89	UL-RL	2.6137E+04	-8.200	0.000	
1.000	1.000	43.06	0.000	0.000	DI2_165_168_L_0						
43 D	8.803	-1.2925E-03	145.8	44.01	145.8	72.43	UL-RL	2.6137E+04	-8.400	0.000	
1.000	1.000	44.01	0.000	0.000	DI2_165_168_L_0						
44 D	8.993	-1.2546E-03	148.9	44.97	148.9	73.97	UL-RL	2.6137E+04	-8.600	0.000	
1.000	1.000	44.97	0.000	0.000	DI2_165_168_L_0						
45 D	9.184	-1.2157E-03	152.0	45.92	152.0	75.51	UL-RL	2.6137E+04	-8.800	0.000	
1.000	1.000	45.92	0.000	0.000	DI2_165_168_L_0						
46 D	9.375	-1.1760E-03	155.1	46.87	155.1	77.05	UL-RL	2.6137E+04	-9.000	0.000	
1.000	1.000	46.87	0.000	0.000	DI2_165_168_L_0						
47 D	9.565	-1.1357E-03	158.2	47.83	158.2	78.60	UL-RL	2.6137E+04	-9.200	0.000	
1.000	1.000	47.83	0.000	0.000	DI2_165_168_L_0						
48 D	9.756	-1.0947E-03	161.3	48.78	161.3	80.14	UL-RL	2.6137E+04	-9.400	0.000	
1.000	1.000	48.78	0.000	0.000	DI2_165_168_L_0						
49 D	9.947	-1.0534E-03	164.4	49.74	164.4	81.69	UL-RL	2.6137E+04	-9.600	0.000	
1.000	1.000	49.74	0.000	0.000	DI2_165_168_L_0						
50 D	10.21	-1.0117E-03	167.5	51.06	167.5	83.24	UL-RL	2.6137E+04	-9.800	0.000	
1.000	1.000	51.06	0.000	0.000	DI2_165_168_L_0						
51 D	10.80	-9.6973E-04	170.6	54.00	170.6	84.79	UL-RL	2.6137E+04	-10.00	0.000	
1.000	1.000	54.00	0.000	0.000	DI2_165_168_L_0						
52 D	11.39	-9.2760E-04	173.8	56.94	173.8	86.34	UL-RL	2.6137E+04	-10.20	0.000	
1.000	1.000	56.94	0.000	0.000	DI2_165_168_L_0						
53 D	11.98	-8.8535E-04	176.9	59.90	176.9	87.89	UL-RL	2.6137E+04	-10.40	0.000	
1.000	1.000	59.90	0.000	0.000	DI2_165_168_L_0						
54 D	12.57	-8.4302E-04	180.0	62.87	180.0	89.44	UL-RL	2.6137E+04	-10.60	0.000	
1.000	1.000	62.87	0.000	0.000	DI2_165_168_L_0						
55 D	13.17	-8.0063E-04	183.1	65.84	183.1	91.00	UL-RL	2.6137E+04	-10.80	0.000	
1.000	1.000	65.84	0.000	0.000	DI2_165_168_L_0						
56 D	13.76	-7.5822E-04	186.3	68.81	186.3	92.55	UL-RL	2.6137E+04	-11.00	0.000	
1.000	1.000	68.81	0.000	0.000	DI2_165_168_L_0						
57 D	14.36	-7.1579E-04	189.4	71.78	189.4	94.10	UL-RL	2.6137E+04	-11.20	0.000	
1.000	1.000	71.78	0.000	0.000	DI2_165_168_L_0						
58 D	11.21	-6.7336E-04	192.5	74.75	192.5	95.66	UL-RL	2.6137E+04	-11.40	0.000	
1.000	1.000	74.75	0.000	0.000	DI2_165_168_L_0						
59 D	3.812	-6.5215E-04	194.1	76.24	194.1	96.44	UL-RL	2.6137E+04	-11.50	0.000	
1.000	1.000	76.24	0.000	0.000	DI2_165_168_L_0						

```
+-----------------------------------------------------------------------------------------------------------------------+
|                  PARATIEPLUS(TM)   NLS ENGINE RELEASE  2018.0    FULL VERSION  *Build date:Nov 13, 2017*              |
|                                                                                                                       |
|                                     NewProject.BaseDesignSection_28.A1M1R1_1183                                       |
|                                 Exe Time : 4 September 2018 18:05:30                                                  |
+-----------------------------------------------------------------------------------------------------------------------+
New Project


S T R E S S   R E S U L T S   F O R   G R O U P   N O.   2

0_R                                                                :
ELEMENT TYPE    5 NO.OF ELEMENTS. IN THIS GROUP   59
C U R R E N T   T I M E   I S     6.0000

 HARDENING 2D SOIL ELEMENT

 ****** TOTAL STRESS FORMULATION *****

 EL *   FORCE     DISPL-Y  VERTICAL-P  HORIZON.-P     MAX-V-P     MAX-H-P          STATE   STIFFNESS Z-LEVEL      PORE
E FACTOR    UFACTOR       Peq          Su_a        Su_p     LAYER
 ---------------------------------------------------------------------------------------------------------------------------
-----------------------------------------------------------------------------------------------
   1     0.000         --          --          --          --          --          REMOVED     --        0.000       0.000
1.000       1.000       0.000       0.000       0.000     not available
   2     0.000         --          --          --          --          --          REMOVED     --      -0.2000       0.000
1.000       1.000       0.000       0.000       0.000     not available
   3     0.000         --          --          --          --          --          REMOVED     --      -0.4000       0.000
1.000       1.000       0.000       0.000       0.000     not available
   4     0.000         --          --          --          --          --          REMOVED     --      -0.6000       0.000
1.000       1.000       0.000       0.000       0.000     not available
   5     0.000         --          --          --          --          --          REMOVED     --      -0.8000       0.000
1.000       1.000       0.000       0.000       0.000     not available
   6     0.000         --          --          --          --          --          REMOVED     --       -1.000       0.000
1.000       1.000       0.000       0.000       0.000     not available
   7     0.000         --          --          --          --          --          REMOVED     --       -1.200       0.000
1.000       1.000       0.000       0.000       0.000     not available
   8     0.000         --          --          --          --          --          REMOVED     --       -1.400       0.000
1.000       1.000       0.000       0.000       0.000     not available
   9     0.000         --          --          --          --          --          REMOVED     --       -1.600       0.000
1.000       1.000       0.000       0.000       0.000     not available
  10     0.000         --          --          --          --          --          REMOVED     --       -1.800       0.000
1.000       1.000       0.000       0.000       0.000     not available
  11     0.000         --          --          --          --          --          REMOVED     --       -2.000       0.000
1.000       1.000       0.000       0.000       0.000     not available
  12     0.000         --          --          --          --          --          REMOVED     --       -2.200       0.000
1.000       1.000       0.000       0.000       0.000     not available
  13     0.000         --          --          --          --          --          REMOVED     --       -2.400       0.000
1.000       1.000       0.000       0.000       0.000     not available
  14     0.000         --          --          --          --          --          REMOVED     --       -2.600       0.000
1.000       1.000       0.000       0.000       0.000     not available
  15     0.000         --          --          --          --          --          REMOVED     --       -2.800       0.000
1.000       1.000       0.000       0.000       0.000     not available
  16     0.000         --          --          --          --          --          REMOVED     --       -3.000       0.000
1.000       1.000       0.000       0.000       0.000     not available
  17     0.000         --          --          --          --          --          REMOVED     --       -3.200       0.000
1.000       1.000       0.000       0.000       0.000     not available
  18     0.000         --          --          --          --          --          REMOVED     --       -3.400       0.000
1.000       1.000       0.000       0.000       0.000     not available
  19     0.000         --          --          --          --          --          REMOVED     --       -3.600       0.000
1.000       1.000       0.000       0.000       0.000     not available
  20     0.000         --          --          --          --          --          REMOVED     --       -3.800       0.000
1.000       1.000       0.000       0.000       0.000     not available
  21     0.000         --          --          --          --          --          REMOVED     --       -4.000       0.000
1.000       1.000       0.000       0.000       0.000     not available
  22     0.000         --          --          --          --          --          REMOVED     --       -4.200       0.000
1.000       1.000       0.000       0.000       0.000     not available
  23     0.000         --          --          --          --          --          REMOVED     --       -4.400       0.000
1.000       1.000       0.000       0.000       0.000     not available
  24     0.000         --          --          --          --          --          REMOVED     --       -4.600       0.000
1.000       1.000       0.000       0.000       0.000     not available
```

25	0.000	--	--	--	--	--	REMOVED	--	-4.800	0.000	
1.000	1.000	0.000	0.000	0.000	not available						
26	0.000	--	--	--	--	--	REMOVED	--	-5.000	0.000	
1.000	1.000	0.000	0.000	0.000	not available						
27	0.000	--	--	--	--	--	REMOVED	--	-5.200	0.000	
1.000	1.000	0.000	0.000	0.000	not available						
28	0.000	--	--	--	--	--	REMOVED	--	-5.400	0.000	
1.000	1.000	0.000	0.000	0.000	not available						
29	0.000	--	--	--	--	--	REMOVED	--	-5.600	0.000	
1.000	1.000	0.000	0.000	0.000	not available						
30	0.000	--	--	--	--	--	REMOVED	--	-5.800	0.000	
1.000	1.000	0.000	0.000	0.000	not available						
31	0.000	--	--	--	--	--	REMOVED	--	-6.000	0.000	
1.000	1.000	0.000	0.000	0.000	not available						
32	0.000	--	--	--	--	--	REMOVED	--	-6.200	0.000	
1.000	1.000	0.000	0.000	0.000	not available						
33 D	0.000	1.5724E-03	1.600	0.000	1.600	0.8000	ACTIVE	0.000	-6.400	0.000	
1.000	1.000	0.000	0.000	0.000	DI2_165_168_L_0						
34 D	0.2704	1.5561E-03	4.800	1.352	4.800	2.400	UL-RL	1.7040E+04	-6.600	0.000	
1.000	1.000	1.352	0.000	0.000	DI2_165_168_L_0						
35 D	0.5827	1.5365E-03	8.000	2.913	8.000	4.000	UL-RL	1.7040E+04	-6.800	0.000	
1.000	1.000	2.913	0.000	0.000	DI2_165_168_L_0						
36 D	5.635	1.5140E-03	11.20	28.17	112.0	62.17	UL-RL	1.7040E+04	-7.000	0.000	
1.000	1.000	28.17	0.000	0.000	DI2_165_168_L_0						
37 D	8.639	1.4886E-03	14.40	43.19	115.2	63.84	UL-RL	1.7040E+04	-7.200	0.000	
1.000	1.000	43.19	0.000	0.000	DI2_165_168_L_0						
38 D	11.77	1.4608E-03	17.60	58.85	118.4	65.48	UL-RL	1.7040E+04	-7.400	0.000	
1.000	1.000	58.85	0.000	0.000	DI2_165_168_L_0						
39 D	12.27	1.4307E-03	20.80	61.35	121.6	67.08	UL-RL	1.7040E+04	-7.600	0.000	
1.000	1.000	61.35	0.000	0.000	DI2_165_168_L_0						
40 D	12.58	1.3986E-03	24.00	62.92	124.8	68.65	UL-RL	1.7040E+04	-7.800	0.000	
1.000	1.000	62.92	0.000	0.000	DI2_165_168_L_0						
41 D	12.87	1.3647E-03	27.20	64.36	128.0	70.19	UL-RL	1.7040E+04	-8.000	0.000	
1.000	1.000	64.36	0.000	0.000	DI2_165_168_L_0						
42 D	13.14	1.3293E-03	30.40	65.69	131.2	71.71	UL-RL	1.7040E+04	-8.200	0.000	
1.000	1.000	65.69	0.000	0.000	DI2_165_168_L_0						
43 D	13.39	1.2925E-03	33.60	66.93	134.4	73.21	UL-RL	1.7040E+04	-8.400	0.000	
1.000	1.000	66.93	0.000	0.000	DI2_165_168_L_0						
44 D	13.62	1.2546E-03	36.80	68.10	137.6	74.69	UL-RL	1.7040E+04	-8.600	0.000	
1.000	1.000	68.10	0.000	0.000	DI2_165_168_L_0						
45 D	13.84	1.2157E-03	40.00	69.20	140.8	76.15	UL-RL	1.7040E+04	-8.800	0.000	
1.000	1.000	69.20	0.000	0.000	DI2_165_168_L_0						
46 D	14.05	1.1760E-03	43.20	70.26	144.0	77.60	UL-RL	1.7040E+04	-9.000	0.000	
1.000	1.000	70.26	0.000	0.000	DI2_165_168_L_0						
47 D	14.25	1.1357E-03	46.40	71.26	147.2	79.04	UL-RL	1.7040E+04	-9.200	0.000	
1.000	1.000	71.26	0.000	0.000	DI2_165_168_L_0						
48 D	14.45	1.0947E-03	49.60	72.23	150.4	80.47	UL-RL	1.7040E+04	-9.400	0.000	
1.000	1.000	72.23	0.000	0.000	DI2_165_168_L_0						
49 D	14.63	1.0534E-03	52.80	73.17	153.6	81.90	UL-RL	1.7040E+04	-9.600	0.000	
1.000	1.000	73.17	0.000	0.000	DI2_165_168_L_0						
50 D	14.82	1.0117E-03	56.00	74.08	156.8	83.32	UL-RL	1.7040E+04	-9.800	0.000	
1.000	1.000	74.08	0.000	0.000	DI2_165_168_L_0						
51 D	14.99	9.6973E-04	59.20	74.93	160.0	84.79	UL-RL	1.7040E+04	-10.00	0.000	
1.000	1.000	74.93	0.000	0.000	DI2_165_168_L_0						
52 D	15.14	9.2760E-04	62.40	75.72	163.2	86.34	UL-RL	1.7040E+04	-10.20	0.000	
1.000	1.000	75.72	0.000	0.000	DI2_165_168_L_0						
53 D	15.30	8.8535E-04	65.60	76.49	166.4	87.89	UL-RL	1.7040E+04	-10.40	0.000	
1.000	1.000	76.49	0.000	0.000	DI2_165_168_L_0						
54 D	15.45	8.4302E-04	68.80	77.25	169.6	89.44	UL-RL	1.7040E+04	-10.60	0.000	
1.000	1.000	77.25	0.000	0.000	DI2_165_168_L_0						
55 D	15.60	8.0063E-04	72.00	78.00	172.8	91.00	UL-RL	1.7040E+04	-10.80	0.000	
1.000	1.000	78.00	0.000	0.000	DI2_165_168_L_0						
56 D	15.75	7.5822E-04	75.20	78.73	176.0	92.55	UL-RL	1.7040E+04	-11.00	0.000	
1.000	1.000	78.73	0.000	0.000	DI2_165_168_L_0						
57 D	15.89	7.1579E-04	78.40	79.46	179.2	94.10	UL-RL	1.7040E+04	-11.20	0.000	
1.000	1.000	79.46	0.000	0.000	DI2_165_168_L_0						
58 D	12.03	6.7336E-04	81.60	80.18	182.4	95.66	UL-RL	1.7040E+04	-11.40	0.000	
1.000	1.000	80.18	0.000	0.000	DI2_165_168_L_0						
59 D	4.027	6.5215E-04	83.20	80.53	184.0	96.44	UL-RL	1.7040E+04	-11.50	0.000	
1.000	1.000	80.53	0.000	0.000	DI2_165_168_L_0						

```
+-----------------------------------------------------------------------------------------------------------------------+
|                   PARATIEPLUS(TM)   NLS ENGINE RELEASE  2018.0    FULL VERSION  *Build date:Nov 13, 2017*             |
|                                                                                                                       |
|                                    NewProject.BaseDesignSection_28.A1M1R1_1183                                        |
|                                  Exe Time : 4 September 2018 18:05:30                                                 |
+-----------------------------------------------------------------------------------------------------------------------+
New Project


S T R E S S   R E S U L T S   F O R   G R O U P   N O.   3

WallElement_33                                                  :
ELEMENT TYPE    2 NO.OF ELEMENTS. IN THIS GROUP   58
C U R R E N T   T I M E   I S     6.0000

 WALL2D ELEMENT

   EL      TA          TB          MA          MB
-------------------------------------------------------
    1 -121.71      121.71     3.14304E-13 -24.342
    2 -121.29      121.29      24.342     -48.600
    3 -117.27      117.27      48.600     -72.053
    4 -110.13      110.13      72.053     -94.078
    5 -103.01      103.01      94.078     -114.68
    6 -96.008      96.008      114.68     -133.88
    7 -89.153      89.153      133.88     -151.71
    8 -82.472      82.472      151.71     -168.21
    9 -75.974      75.974      168.21     -183.40
   10 -69.657      69.657      183.40     -197.33
   11 -63.511      63.511      197.33     -210.04
   12 -57.523      57.523      210.04     -221.54
   13 -51.675      51.675      221.54     -231.88
   14 -45.947      45.947      231.88     -241.07
   15 -40.318      40.318      241.07     -249.13
   16 -34.764      34.764      249.13     -256.08
   17 -29.261      29.261      256.08     -261.93
   18 -23.787      23.787      261.93     -266.69
   19 -18.315      18.315      266.69     -270.35
   20 -12.823      12.823      270.35     -272.92
   21 -7.2845      7.2845      272.92     -274.38
   22 -1.6767      1.6767      274.38     -274.71
   23  4.0246     -4.0246      274.71     -273.91
   24  9.8427     -9.8427      273.91     -271.94
   25  15.865     -15.865      271.94     -268.76
   26  21.327     -21.327      268.76     -264.50
   27  27.003     -27.003      264.50     -259.10
   28  32.891     -32.891      259.10     -252.52
   29  38.992     -38.992      252.52     -244.72
   30  45.304     -45.304      244.72     -235.66
   31  51.826     -51.826      235.66     -225.30
   32  58.538     -58.538      225.30     -213.59
   33  65.438     -65.438      213.59     -200.50
   34  72.257     -72.257      200.50     -186.05
   35  78.953     -78.953      186.05     -170.26
   36  80.788     -80.788      170.26     -154.10
   37  79.808     -79.808      154.10     -138.14
   38  75.888     -75.888      138.14     -122.96
   39  71.659     -71.659      122.96     -108.63
   40  67.307     -67.307      108.63     -95.169
   41  62.857     -62.857      95.169     -82.598
   42  58.331     -58.331      82.598     -70.932
   43  53.747     -53.747      70.932     -60.182
   44  49.121     -49.121      60.182     -50.358
   45  44.464     -44.464      50.358     -41.465
   46  39.787     -39.787      41.465     -33.508
   47  35.100     -35.100      33.508     -26.488
   48  30.409     -30.409      26.488     -20.406
   49  25.723     -25.723      20.406     -15.262
   50  21.119     -21.119      15.262     -11.038
   51  16.931     -16.931      11.038     -7.6517
   52  13.175     -13.175      7.6517     -5.0168
```

53	9.8569	-9.8569	5.0168	-3.0455
54	6.9802	-6.9802	3.0455	-1.6494
55	4.5482	-4.5482	1.6494	-0.73977
56	2.5635	-2.5635	0.73977	-0.22707
57	1.0280	-1.0280	0.22707	-2.14649E-02
58	0.21463	-0.21463	2.14649E-02	-3.29324E-11

```
+-------------------------------------------------------------------------------------------------------------------------------+
|                   PARATIEPLUS(TM)   NLS ENGINE RELEASE  2018.0    FULL VERSION  *Build date:Nov 13, 2017*                    |
|                                                                                                                               |
|                                     NewProject.BaseDesignSection_28.A1M1R1_1183                                               |
|                                  Exe Time : 4 September 2018 18:05:30                                                         |
+-------------------------------------------------------------------------------------------------------------------------------+
New Project


S T R E S S    R E S U L T S    F O R    G R O U P    N O.    4

Tieback_175                                                 :
ELEMENT TYPE    6 NO.OF ELEMENTS. IN THIS GROUP    1
C U R R E N T    T I M E    I S      6.0000

 POST-TENSION 2D-BOUNDARY ELEMENT

         EL    FORCE          d0          EDISPL     pl. eps          K     -ve limit   +ve limit
-------------------------------------------------------------------------------------------------------------
 ANCHOR    1   140.54     -1.30222E-03 -9.24190E-05   0.0000       1689.0       0.0000       0.0000     ELASTIC  ORIGINAL
YOUNG MODULUS
```

```
+-----------------------------------------------------------------------------------------------------------------------+
|                  PARATIEPLUS(TM)   NLS ENGINE RELEASE  2018.0    FULL VERSION  *Build date:Nov 13, 2017*              |
|                                                                                                                       |
|                                    NewProject.BaseDesignSection_28.A1M1R1_1183                                         |
|                                 Exe Time : 4 September 2018 18:05:30                                                  |
+-----------------------------------------------------------------------------------------------------------------------+


    F I N A L   I N C R E M E N T A L   A N A L Y S I S

                    S U M M A R Y

    STEP                                   NO. OF ITERATIONS

       1          CONVERGENCE :YES                        2
       2          CONVERGENCE :YES                        3
       3          CONVERGENCE :YES                        5
       4          CONVERGENCE :YES                        4
       5          CONVERGENCE :YES                        2
       6          CONVERGENCE :YES                        2


 END OF PROCESS FOR PROBLEM
New Project
NONLINEAR SOLUTION CPU TIME ....    0.11 [sec]
DATABASE  CREATION CPU TIME.....    0.37 [sec]
```

Design Assumption : A2+M2+R1 - File di Paratie - File di input (.d)

```
* PARATIE ANALYSIS FOR DESIGN SECTION:Base Design Section USING ASSUMPTION: A2+M2+R1
 * Time:martedì 4 settembre 2018 18:05:31
 * 1: Defining general settings
 UNIT  m kN
 TITLE New Project
 DELTA 0.2
 option param itemax 40
 option control hinges 0 0.0001 0.001

 * 2: Defining wall(s)
 WALL LeftWall_32 0 -11.5 0 1

 * 3: Defining surfaces for wall(s)
 SOIL 0_L LeftWall_32 -11.5 0 1 0
 SOIL 0_R LeftWall_32 -11.5 0 2 180

 * 4: Defining soil layers
 *
 * Soil Profile (Rilevato_2_8_L_0)
 *
 LDATA Rilevato_2_8_L_0 3 LeftWall_32
 ATREST 0.5 0.5 1
 WEIGHT 19 10 10
 PERMEABILITY 0.0001
 RESISTANCE 0 38 0 0 0
 YOUNG 1.5E+04 4.5E+04
 ENDL
 *
 * Soil Profile (DI1_164_167_L_0)
 *
 LDATA DI1_164_167_L_0 0 LeftWall_32
 ATREST 0.5 0.5 1
 WEIGHT 16 6 10
 PERMEABILITY 1E-05
 RESISTANCE 0 30 0 0 0
 YOUNG 3E+04 4.8E+04
 ENDL
 *
 * Soil Profile (DI2_165_168_L_0)
 *
 LDATA DI2_165_168_L_0 -5 LeftWall_32
 ATREST 0.5 0.5 1
 WEIGHT 16 6 10
 PERMEABILITY 1E-05
 RESISTANCE 1 33 0 0 0
 YOUNG 6.8E+04 1.088E+05
 ENDL

 * 5: Defining structural materials
 * Steel material: 108 Name=Fe360 E=206000200 kPa
 MATERIAL Fe360_108 2.06E+08
 * Concrete material: 104 Name=C25/30 E=31475800 kPa
 MATERIAL C2530_104 3.148E+07
 * Rebar material: 124 Name=acciaio armonico E=200100000 kPa
 MATERIAL acciaioarmonico_124 2.001E+08
 * Concrete material: 103 Name=C20/25 E=29962000 kPa
 MATERIAL C2025_103 2.996E+07

 * 6: Defining structural elements
 * 6.1: Beams and combined Wall Elements
 BEAM WallElement_33 LeftWall_32 -11.5 0 C2530_104 0.9794 00 00 0


 * 6.2: Supports
 WIRE Tieback_175 LeftWall_32 0 acciaioarmonico_124 8.441E-06 138.5 30 0 0
```

```
* 6.3: Strips
STRIP LeftWall_32 1 6 1 5 0 26 45
STRIP LeftWall_32 1 6 12 18 2.7 26 45

* 7: Defining Steps
STEP Stage1_31
CHANGE Rilevato_2_8_L_0 U-FRICT=32.01 LeftWall_32
CHANGE Rilevato_2_8_L_0 D-FRICT=32.01 LeftWall_32
CHANGE Rilevato_2_8_L_0 U-KA=0.307 LeftWall_32
CHANGE Rilevato_2_8_L_0 U-KP=4.847 LeftWall_32
CHANGE Rilevato_2_8_L_0 D-KA=0.307 LeftWall_32
CHANGE Rilevato_2_8_L_0 D-KP=4.847 LeftWall_32
CHANGE DI1_164_167_L_0 U-FRICT=24.79 LeftWall_32
CHANGE DI1_164_167_L_0 D-FRICT=24.79 LeftWall_32
CHANGE DI1_164_167_L_0 U-KA=0.409 LeftWall_32
CHANGE DI1_164_167_L_0 U-KP=3.826 LeftWall_32
CHANGE DI1_164_167_L_0 D-KA=0.409 LeftWall_32
CHANGE DI1_164_167_L_0 D-KP=3.185 LeftWall_32
CHANGE DI2_165_168_L_0 U-FRICT=27.45 LeftWall_32
CHANGE DI2_165_168_L_0 D-FRICT=27.45 LeftWall_32
CHANGE DI2_165_168_L_0 U-KA=0.369 LeftWall_32
CHANGE DI2_165_168_L_0 U-KP=4.493 LeftWall_32
CHANGE DI2_165_168_L_0 D-KA=0.369 LeftWall_32
CHANGE DI2_165_168_L_0 D-KP=3.695 LeftWall_32
CHANGE Rilevato_2_8_L_0 U-COHE=0 LeftWall_32
CHANGE Rilevato_2_8_L_0 U-ADHES=0 LeftWall_32
CHANGE Rilevato_2_8_L_0 D-COHE=0 LeftWall_32
CHANGE Rilevato_2_8_L_0 D-ADHES=0 LeftWall_32
CHANGE DI1_164_167_L_0 U-COHE=0 LeftWall_32
CHANGE DI1_164_167_L_0 U-ADHES=0 LeftWall_32
CHANGE DI1_164_167_L_0 D-COHE=0 LeftWall_32
CHANGE DI1_164_167_L_0 D-ADHES=0 LeftWall_32
CHANGE DI2_165_168_L_0 U-COHE=0.8 LeftWall_32
CHANGE DI2_165_168_L_0 U-ADHES=0 LeftWall_32
CHANGE DI2_165_168_L_0 D-COHE=0.8 LeftWall_32
CHANGE DI2_165_168_L_0 D-ADHES=0 LeftWall_32
SETWALL LeftWall_32
GEOM 0 0
WATER -18 0 -11.5 0 0
ADD WallElement_33
ENDSTEP

STEP Stage2_183
SETWALL LeftWall_32
GEOM 0 -1
WATER -18 0 -11.5 0 0
ENDSTEP

STEP Stage3_283
SETWALL LeftWall_32
GEOM 0 -1
WATER -18 0 -11.5 0 0
ADD Tieback_175
ENDSTEP

STEP Stage4_383
SETWALL LeftWall_32
GEOM 0 -6.8
WATER -18 0 -11.5 0 0
ENDSTEP

STEP Stage5_744
SETWALL LeftWall_32
GEOM 0 -6.3
WATER -18 0 -11.5 0 0
ENDSTEP

STEP Stage6_2841
SETWALL LeftWall_32
GEOM 0 -6.3
WATER -18 0 -11.5 0 0
```

```
ENDSTEP
```

Design Assumption : A2+M2+R1 - File di Paratie - File di output (.out)

```
+-------------------------------------------------------------------------------------------------------------------------+
|                   PARATIEPLUS(TM)   NLS ENGINE RELEASE  2018.0    FULL VERSION  *Build date:Nov 13, 2017*               |
|                                                                                                                         |
|                                    NewProject.BaseDesignSection_28.A2M2R1_1213                                          |
|                                  Exe Time : 4 September 2018 18:05:31                                                   |
+-------------------------------------------------------------------------------------------------------------------------+

                  ************************************************************
                  *                                                          *
                  *  PARATIE PLUS Non-Linear Spring Engine                   *
                  *                                                          *
                  *          AN ELASTOPLASTIC FINITE ELEMENT PROGRAM         *
                  *          FOR FLEXIBLE EARTH-RETAINING STRUCTURES         *
                  *                                                          *
                  *          Written by Ce.A.S. s.r.l. (ITALY)               *
                  *          with the scientific supervision of              *
                  *          Roberto Nova - full professor SOIL MECHANICS    *
                  *          at Politecnico di Milano (ITALY)                *
                  *                                                          *
                  ************************************************************
                  *                                                          *
                  *  RELEASE   2018.0     *Build date:Nov 13, 2017*    *     *
                  *                                                          *
                  *                                                          *
                  *  Ce.A.S.     S.R.L   CENTRO DI ANALISI STRUTTURALE       *
                  *              VIALE   GIUSTINIANO 10                      *
                  *              20129   M I L A N O  (ITALIA)               *
                  *  TEL.        +39 02 2020221                              *
                  *                                                          *
                  *  email       bruno.becci@ceas.it                         *
                  *  Web Page    www.ceas.it     www.paratieplus.com         *
                  ************************************************************



 JOB : NewProject.BaseDesignSection_28.A2M2R1_1213
 STARTING
ACCEPTED   <FILE,GENW                                                        >
ACCEPTED   <FILE,PLOTTER,BINARY                                              >
ACCEPTED   <SOLVE TOTAL_STRESS                                               >
ACCEPTED   <PARAM ITEMAX 40                                                  >
ACCEPTED   <CONTROL HINGES 0 0.0001 0.001                                    >


                  ************************************************************
                  *                                                          *
                  *  WARNING : PORE PRESSURES ARE AUTOMATICALLY COMPUTED     *
                  *    BY THE PROGRAM.                                       *
                  ************************************************************

PRELIMINARY OPERATIONS CPU TIME     0.00 [sec]
```

```
+-----------------------------------------------------------------------------------------------------------------------+
|                   PARATIEPLUS(TM)   NLS ENGINE RELEASE  2018.0    FULL VERSION  *Build date:Nov 13, 2017*             |
|                                                                                                                       |
|                                     NewProject.BaseDesignSection_28.A2M2R1_1213                                       |
|                                  Exe Time : 4 September 2018 18:05:31                                                 |
+-----------------------------------------------------------------------------------------------------------------------+


INPUT FILE HAS BEEN GENERATED BY WALGEN PROGRAM


New Project


NO. OF NODAL POINTS (NUMNP) ...................   59
NO. OF COORDINATES  (NCOORD)...................    2
NO. OF NODE DOFS    (NDOF).....................    2
NO. OF EQUATIONS    (NEQ)...................... 118
NO. OF CONSTRAINTS CARDS (NVINC)...............    0
NO. OF ELEMENT GROUPS (NEG)....................    4
NO. OF SOLUTION STEPS (NSTE)...................    6
NO. OF ELEMENT SETS ATTACHED TO SLAVE NODES ...    0
NO. OF RECORD FROM WALGEN .....................   99
NO. OF LONG NAMES (LASTNAME) ..................   24
LENGTH UNIT CHOICE ............................    3 (M   )
FORCE  UNIT CHOICE ............................    3 (KN  )
MAX PORE PRESSURE TABLE LENGTH.................    1
NO. OF ELEMENT GROUPS REQUIRING ADD. SLIP DOF .    0


IDOFA (01) =  2  Y-DISPL.F
IDOFA (02) =  4   X-ROT. F

 RELEVANT ITEMS UNITS

 STRESSES                  kPa
 Y-DISPLACEMENTS           m
 ROTATIONS                 RADIANS
 BEAM AND SLAB MOMENTS     kN*m/m
 BEAM SHEAR FORCES         kN/m
 ANCHOR FORCES             kN/m
 AXIAL FORCES IN TRUSSES   kN/m
 AXIAL FORCES SPRINGS      kN/m
 Y-REACTIONS               kN/m
 X-MOMENT REACTIONS        kN*m/m
 ETC.
```

```
+-------------------------------------------------------------------------------------------------------------------------+
|                   PARATIEPLUS(TM)   NLS ENGINE RELEASE  2018.0    FULL VERSION  *Build date:Nov 13, 2017*               |
|                                                                                                                         |
|                                    NewProject.BaseDesignSection_28.A2M2R1_1213                                          |
|                                  Exe Time : 4 September 2018 18:05:31                                                   |
+-------------------------------------------------------------------------------------------------------------------------+
                   P R E P R O C E S S O R     D A T A

                   N O.  O F   C O M M A N D S     99

    1 : UNIT  m kN
    2 : TITLE New Project
    3 : DELTA 0.2
    4 : option param itemax 40
    5 : option control hinges 0 0.0001 0.001
    6 : WALL LeftWall_32 0 -11.5 0 1
    7 : SOIL 0_L LeftWall_32 -11.5 0 1 0
    8 : SOIL 0_R LeftWall_32 -11.5 0 2 180
    9 : LDATA Rilevato_2_8_L_0 3 LeftWall_32
   10 : ATREST 0.5 0.5 1
   11 : WEIGHT 19 10 10
   12 : PERMEABILITY 0.0001
   13 : RESISTANCE 0 38 0 0 0
   14 : YOUNG 1.5E+04 4.5E+04
   15 : ENDL
   16 : LDATA DI1_164_167_L_0 0 LeftWall_32
   17 : ATREST 0.5 0.5 1
   18 : WEIGHT 16 6 10
   19 : PERMEABILITY 1E-05
   20 : RESISTANCE 0 30 0 0 0
   21 : YOUNG 3E+04 4.8E+04
   22 : ENDL
   23 : LDATA DI2_165_168_L_0 -5 LeftWall_32
   24 : ATREST 0.5 0.5 1
   25 : WEIGHT 16 6 10
   26 : PERMEABILITY 1E-05
   27 : RESISTANCE 1 33 0 0 0
   28 : YOUNG 6.8E+04 1.088E+05
   29 : ENDL
   30 : MATERIAL Fe360_108 2.06E+08
   31 : MATERIAL C2530_104 3.148E+07
   32 : MATERIAL acciaioarmonico_124 2.001E+08
   33 : MATERIAL C2025_103 2.996E+07
   34 : BEAM WallElement_33 LeftWall_32 -11.5 0 C2530_104 0.9794 00 00 0
   35 : WIRE Tieback_175 LeftWall_32 0 acciaioarmonico_124 8.441E-06 138.5 30 0 0
   36 : STRIP LeftWall_32 1 6 1 5 0 26 45
   37 : STRIP LeftWall_32 1 6 12 18 2.7 26 45
   38 : STEP Stage1_31
   39 : CHANGE Rilevato_2_8_L_0 U-FRICT=32.01 LeftWall_32
   40 : CHANGE Rilevato_2_8_L_0 D-FRICT=32.01 LeftWall_32
   41 : CHANGE Rilevato_2_8_L_0 U-KA=0.307 LeftWall_32
   42 : CHANGE Rilevato_2_8_L_0 U-KP=4.847 LeftWall_32
   43 : CHANGE Rilevato_2_8_L_0 D-KA=0.307 LeftWall_32
   44 : CHANGE Rilevato_2_8_L_0 D-KP=4.847 LeftWall_32
   45 : CHANGE DI1_164_167_L_0 U-FRICT=24.79 LeftWall_32
   46 : CHANGE DI1_164_167_L_0 D-FRICT=24.79 LeftWall_32
   47 : CHANGE DI1_164_167_L_0 U-KA=0.409 LeftWall_32
   48 : CHANGE DI1_164_167_L_0 U-KP=3.826 LeftWall_32
   49 : CHANGE DI1_164_167_L_0 D-KA=0.409 LeftWall_32
   50 : CHANGE DI1_164_167_L_0 D-KP=3.185 LeftWall_32
   51 : CHANGE DI2_165_168_L_0 U-FRICT=27.45 LeftWall_32
   52 : CHANGE DI2_165_168_L_0 D-FRICT=27.45 LeftWall_32
   53 : CHANGE DI2_165_168_L_0 U-KA=0.369 LeftWall_32
   54 : CHANGE DI2_165_168_L_0 U-KP=4.493 LeftWall_32
   55 : CHANGE DI2_165_168_L_0 D-KA=0.369 LeftWall_32
   56 : CHANGE DI2_165_168_L_0 D-KP=3.695 LeftWall_32
   57 : CHANGE Rilevato_2_8_L_0 U-COHE=0 LeftWall_32
   58 : CHANGE Rilevato_2_8_L_0 U-ADHES=0 LeftWall_32
   59 : CHANGE Rilevato_2_8_L_0 D-COHE=0 LeftWall_32
   60 : CHANGE Rilevato_2_8_L_0 D-ADHES=0 LeftWall_32
   61 : CHANGE DI1_164_167_L_0 U-COHE=0 LeftWall_32
```

```
62 : CHANGE DI1_164_167_L_0 U-ADHES=0 LeftWall_32
63 : CHANGE DI1_164_167_L_0 D-COHE=0 LeftWall_32
64 : CHANGE DI1_164_167_L_0 D-ADHES=0 LeftWall_32
65 : CHANGE DI2_165_168_L_0 U-COHE=0.8 LeftWall_32
66 : CHANGE DI2_165_168_L_0 U-ADHES=0 LeftWall_32
67 : CHANGE DI2_165_168_L_0 D-COHE=0.8 LeftWall_32
68 : CHANGE DI2_165_168_L_0 D-ADHES=0 LeftWall_32
69 : SETWALL LeftWall_32
70 : GEOM 0 0
71 : WATER -18 0 -11.5 0 0
72 : ADD WallElement_33
73 : ENDSTEP
74 : STEP Stage2_183
75 : SETWALL LeftWall_32
76 : GEOM 0 -1
77 : WATER -18 0 -11.5 0 0
78 : ENDSTEP
79 : STEP Stage3_283
80 : SETWALL LeftWall_32
81 : GEOM 0 -1
82 : WATER -18 0 -11.5 0 0
83 : ADD Tieback_175
84 : ENDSTEP
85 : STEP Stage4_383
86 : SETWALL LeftWall_32
87 : GEOM 0 -6.8
88 : WATER -18 0 -11.5 0 0
89 : ENDSTEP
90 : STEP Stage5_744
91 : SETWALL LeftWall_32
92 : GEOM 0 -6.3
93 : WATER -18 0 -11.5 0 0
94 : ENDSTEP
95 : STEP Stage6_2841
96 : SETWALL LeftWall_32
97 : GEOM 0 -6.3
98 : WATER -18 0 -11.5 0 0
99 : ENDSTEP
```

PARATIEPLUS(TM) NLS ENGINE RELEASE 2018.0 FULL VERSION *Build date:Nov 13, 2017*

NewProject.BaseDesignSection_28.A2M2R1_1213

Exe Time : 4 September 2018 18:05:31

N O D A L P O I N T D A T A

NODE	Y-COORD	Z-COORD	/ NODE	Y-COORD	Z-COORD	/ NODE	Y-COORD	Z-COORD	/ NODE	Y-COORD	Z-COORD	/
1	0.0000	0.0000	/ 2	0.0000	-0.20000	/ 3	0.0000	-0.40000	/ 4	0.0000	-0.60000	/
5	0.0000	-0.80000	/ 6	0.0000	-1.0000	/ 7	0.0000	-1.2000	/ 8	0.0000	-1.4000	/
9	0.0000	-1.6000	/ 10	0.0000	-1.8000	/ 11	0.0000	-2.0000	/ 12	0.0000	-2.2000	/
13	0.0000	-2.4000	/ 14	0.0000	-2.6000	/ 15	0.0000	-2.8000	/ 16	0.0000	-3.0000	/
17	0.0000	-3.2000	/ 18	0.0000	-3.4000	/ 19	0.0000	-3.6000	/ 20	0.0000	-3.8000	/
21	0.0000	-4.0000	/ 22	0.0000	-4.2000	/ 23	0.0000	-4.4000	/ 24	0.0000	-4.6000	/
25	0.0000	-4.8000	/ 26	0.0000	-5.0000	/ 27	0.0000	-5.2000	/ 28	0.0000	-5.4000	/
29	0.0000	-5.6000	/ 30	0.0000	-5.8000	/ 31	0.0000	-6.0000	/ 32	0.0000	-6.2000	/
33	0.0000	-6.4000	/ 34	0.0000	-6.6000	/ 35	0.0000	-6.8000	/ 36	0.0000	-7.0000	/
37	0.0000	-7.2000	/ 38	0.0000	-7.4000	/ 39	0.0000	-7.6000	/ 40	0.0000	-7.8000	/
41	0.0000	-8.0000	/ 42	0.0000	-8.2000	/ 43	0.0000	-8.4000	/ 44	0.0000	-8.6000	/
45	0.0000	-8.8000	/ 46	0.0000	-9.0000	/ 47	0.0000	-9.2000	/ 48	0.0000	-9.4000	/
49	0.0000	-9.6000	/ 50	0.0000	-9.8000	/ 51	0.0000	-10.000	/ 52	0.0000	-10.200	/
53	0.0000	-10.400	/ 54	0.0000	-10.600	/ 55	0.0000	-10.800	/ 56	0.0000	-11.000	/
57	0.0000	-11.200	/ 58	0.0000	-11.400	/ 59	0.0000	-11.500	/			

```
+-------------------------------------------------------------------------------------------------------------------------+
|                   PARATIEPLUS(TM)   NLS ENGINE RELEASE  2018.0    FULL VERSION  *Build date:Nov 13, 2017*               |
|                                                                                                                         |
|                                     NewProject.BaseDesignSection_28.A2M2R1_1213                                         |
|                                  Exe Time : 4 September 2018 18:05:31                                                   |
+-------------------------------------------------------------------------------------------------------------------------+
 ELEMENT GROUP NO.  1

0_L                                                          :
   5  59   0   1   0   0   0   0   0   0   0   0   0   0   0   3   0   0   0   0
.....................................
.........2D PLASTIC SOIL ..........
.....................................

element group behaviour throughout stage analysis

stage   status
------------------
    1   active
    2   active
    3   active
    4   active
    5   active
    6   active

 material set no.    1

 prop( 1) angle              0.00000
 prop( 2) layer as foreseen  1.00000


 material set no.    2

 prop( 1) angle              0.00000
 prop( 2) layer as foreseen  2.00000


 material set no.    3

 prop( 1) angle              0.00000
 prop( 2) layer as foreseen  3.00000


 element data

   el    n  mat      area      .....     .....     .....      flag
-------------------------------------------------------------------

    1    1    2   0.1000     0.000     0.000     0.000     1.000
    2    2    2   0.2000     0.000     0.000     0.000     1.000
    3    3    2   0.2000     0.000     0.000     0.000     1.000
    4    4    2   0.2000     0.000     0.000     0.000     1.000
    5    5    2   0.2000     0.000     0.000     0.000     1.000
    6    6    2   0.2000     0.000     0.000     0.000     1.000
    7    7    2   0.2000     0.000     0.000     0.000     1.000
    8    8    2   0.2000     0.000     0.000     0.000     1.000
    9    9    2   0.2000     0.000     0.000     0.000     1.000
   10   10    2   0.2000     0.000     0.000     0.000     1.000
   11   11    2   0.2000     0.000     0.000     0.000     1.000
   12   12    2   0.2000     0.000     0.000     0.000     1.000
   13   13    2   0.2000     0.000     0.000     0.000     1.000
   14   14    2   0.2000     0.000     0.000     0.000     1.000
   15   15    2   0.2000     0.000     0.000     0.000     1.000
   16   16    2   0.2000     0.000     0.000     0.000     1.000
   17   17    2   0.2000     0.000     0.000     0.000     1.000
   18   18    2   0.2000     0.000     0.000     0.000     1.000
   19   19    2   0.2000     0.000     0.000     0.000     1.000
   20   20    2   0.2000     0.000     0.000     0.000     1.000
   21   21    2   0.2000     0.000     0.000     0.000     1.000
   22   22    2   0.2000     0.000     0.000     0.000     1.000
   23   23    2   0.2000     0.000     0.000     0.000     1.000
```

24	24	2	0.2000	0.000	0.000	0.000	1.000
25	25	2	0.2000	0.000	0.000	0.000	1.000
26	26	2	0.2000	0.000	0.000	0.000	1.000
27	27	3	0.2000	0.000	0.000	0.000	1.000
28	28	3	0.2000	0.000	0.000	0.000	1.000
29	29	3	0.2000	0.000	0.000	0.000	1.000
30	30	3	0.2000	0.000	0.000	0.000	1.000
31	31	3	0.2000	0.000	0.000	0.000	1.000
32	32	3	0.2000	0.000	0.000	0.000	1.000
33	33	3	0.2000	0.000	0.000	0.000	1.000
34	34	3	0.2000	0.000	0.000	0.000	1.000
35	35	3	0.2000	0.000	0.000	0.000	1.000
36	36	3	0.2000	0.000	0.000	0.000	1.000
37	37	3	0.2000	0.000	0.000	0.000	1.000
38	38	3	0.2000	0.000	0.000	0.000	1.000
39	39	3	0.2000	0.000	0.000	0.000	1.000
40	40	3	0.2000	0.000	0.000	0.000	1.000
41	41	3	0.2000	0.000	0.000	0.000	1.000
42	42	3	0.2000	0.000	0.000	0.000	1.000
43	43	3	0.2000	0.000	0.000	0.000	1.000
44	44	3	0.2000	0.000	0.000	0.000	1.000
45	45	3	0.2000	0.000	0.000	0.000	1.000
46	46	3	0.2000	0.000	0.000	0.000	1.000
47	47	3	0.2000	0.000	0.000	0.000	1.000
48	48	3	0.2000	0.000	0.000	0.000	1.000
49	49	3	0.2000	0.000	0.000	0.000	1.000
50	50	3	0.2000	0.000	0.000	0.000	1.000
51	51	3	0.2000	0.000	0.000	0.000	1.000
52	52	3	0.2000	0.000	0.000	0.000	1.000
53	53	3	0.2000	0.000	0.000	0.000	1.000
54	54	3	0.2000	0.000	0.000	0.000	1.000
55	55	3	0.2000	0.000	0.000	0.000	1.000
56	56	3	0.2000	0.000	0.000	0.000	1.000
57	57	3	0.2000	0.000	0.000	0.000	1.000
58	58	3	0.1500	0.000	0.000	0.000	1.000
59	59	3	0.5000E-01	0.000	0.000	0.000	1.000

```
+-------------------------------------------------------------------------------------------------------------------------------+
|                   PARATIEPLUS(TM)   NLS ENGINE RELEASE  2018.0    FULL VERSION  *Build date:Nov 13, 2017*                    |
|                                                                                                                               |
|                                     NewProject.BaseDesignSection_28.A2M2R1_1213                                               |
|                                  Exe Time : 4 September 2018 18:05:31                                                         |
+-------------------------------------------------------------------------------------------------------------------------------+
 ELEMENT GROUP NO.  2

0_R                                                          :
   5  59   0   1   0   0   0   0   0   0   0   0   0   0   0   3   0   0   0   0
.....................................
.........2D PLASTIC SOIL ..........
.....................................

element group behaviour throughout stage analysis

stage   status
------------------
    1   active
    2   active
    3   active
    4   active
    5   active
    6   active

 material set no.    1

 prop( 1) angle              180.000
 prop( 2) layer as foreseen  1.00000


 material set no.    2

 prop( 1) angle              180.000
 prop( 2) layer as foreseen  2.00000


 material set no.    3

 prop( 1) angle              180.000
 prop( 2) layer as foreseen  3.00000


 element data

   el    n  mat      area      .....     .....     .....      flag
-------------------------------------------------------------------

    1    1    2   0.1000     0.000     0.000     0.000     2.000
    2    2    2   0.2000     0.000     0.000     0.000     2.000
    3    3    2   0.2000     0.000     0.000     0.000     2.000
    4    4    2   0.2000     0.000     0.000     0.000     2.000
    5    5    2   0.2000     0.000     0.000     0.000     2.000
    6    6    2   0.2000     0.000     0.000     0.000     2.000
    7    7    2   0.2000     0.000     0.000     0.000     2.000
    8    8    2   0.2000     0.000     0.000     0.000     2.000
    9    9    2   0.2000     0.000     0.000     0.000     2.000
   10   10    2   0.2000     0.000     0.000     0.000     2.000
   11   11    2   0.2000     0.000     0.000     0.000     2.000
   12   12    2   0.2000     0.000     0.000     0.000     2.000
   13   13    2   0.2000     0.000     0.000     0.000     2.000
   14   14    2   0.2000     0.000     0.000     0.000     2.000
   15   15    2   0.2000     0.000     0.000     0.000     2.000
   16   16    2   0.2000     0.000     0.000     0.000     2.000
   17   17    2   0.2000     0.000     0.000     0.000     2.000
   18   18    2   0.2000     0.000     0.000     0.000     2.000
   19   19    2   0.2000     0.000     0.000     0.000     2.000
   20   20    2   0.2000     0.000     0.000     0.000     2.000
   21   21    2   0.2000     0.000     0.000     0.000     2.000
   22   22    2   0.2000     0.000     0.000     0.000     2.000
   23   23    2   0.2000     0.000     0.000     0.000     2.000
```

24	24	2	0.2000	0.000	0.000	0.000	2.000
25	25	2	0.2000	0.000	0.000	0.000	2.000
26	26	2	0.2000	0.000	0.000	0.000	2.000
27	27	3	0.2000	0.000	0.000	0.000	2.000
28	28	3	0.2000	0.000	0.000	0.000	2.000
29	29	3	0.2000	0.000	0.000	0.000	2.000
30	30	3	0.2000	0.000	0.000	0.000	2.000
31	31	3	0.2000	0.000	0.000	0.000	2.000
32	32	3	0.2000	0.000	0.000	0.000	2.000
33	33	3	0.2000	0.000	0.000	0.000	2.000
34	34	3	0.2000	0.000	0.000	0.000	2.000
35	35	3	0.2000	0.000	0.000	0.000	2.000
36	36	3	0.2000	0.000	0.000	0.000	2.000
37	37	3	0.2000	0.000	0.000	0.000	2.000
38	38	3	0.2000	0.000	0.000	0.000	2.000
39	39	3	0.2000	0.000	0.000	0.000	2.000
40	40	3	0.2000	0.000	0.000	0.000	2.000
41	41	3	0.2000	0.000	0.000	0.000	2.000
42	42	3	0.2000	0.000	0.000	0.000	2.000
43	43	3	0.2000	0.000	0.000	0.000	2.000
44	44	3	0.2000	0.000	0.000	0.000	2.000
45	45	3	0.2000	0.000	0.000	0.000	2.000
46	46	3	0.2000	0.000	0.000	0.000	2.000
47	47	3	0.2000	0.000	0.000	0.000	2.000
48	48	3	0.2000	0.000	0.000	0.000	2.000
49	49	3	0.2000	0.000	0.000	0.000	2.000
50	50	3	0.2000	0.000	0.000	0.000	2.000
51	51	3	0.2000	0.000	0.000	0.000	2.000
52	52	3	0.2000	0.000	0.000	0.000	2.000
53	53	3	0.2000	0.000	0.000	0.000	2.000
54	54	3	0.2000	0.000	0.000	0.000	2.000
55	55	3	0.2000	0.000	0.000	0.000	2.000
56	56	3	0.2000	0.000	0.000	0.000	2.000
57	57	3	0.2000	0.000	0.000	0.000	2.000
58	58	3	0.1500	0.000	0.000	0.000	2.000
59	59	3	0.5000E-01	0.000	0.000	0.000	2.000

```
+-------------------------------------------------------------------------------------------------------------------------------+
|                   PARATIEPLUS(TM)   NLS ENGINE RELEASE  2018.0    FULL VERSION  *Build date:Nov 13, 2017*                    |
|                                                                                                                               |
|                                     NewProject.BaseDesignSection_28.A2M2R1_1213                                               |
|                                  Exe Time : 4 September 2018 18:05:31                                                         |
+-------------------------------------------------------------------------------------------------------------------------------+
 ELEMENT GROUP NO.  3

WallElement_33                                          :
   2  58   0   1   0   0   0   0   0   0   0   0   0   0   1   0   0   1   0
.....................................
.........2D WALL ELEMENT...........
.....................................

element group behaviour throughout stage analysis

stage   status
------------------
    1   active
    2   active
    3   active
    4   active
    5   active
    6   active

 material set no.    1

 prop( 1) young modulus      0.314800E+08
 prop( 2) modification  time  0.00000
 prop( 3) new young modulus   0.00000
 prop( 4) poisson ratio       0.00000
 prop( 5) future ............0.294300E-43

 no. of step variable items:     1
 step  inertia multipier
--------------------------
    1   1.000
    2   1.000
    3   1.000
    4   1.000
    5   1.000
    6   1.000

 element data

   el   na   nb  mat      erc1      erc2     thick      by-i      by-j
-------------------------------------------------------------

    1    1    2    1    0.000     0.000    0.9794     0.000     0.000
    2    2    3    1    0.000     0.000    0.9794     0.000     0.000
    3    3    4    1    0.000     0.000    0.9794     0.000     0.000
    4    4    5    1    0.000     0.000    0.9794     0.000     0.000
    5    5    6    1    0.000     0.000    0.9794     0.000     0.000
    6    6    7    1    0.000     0.000    0.9794     0.000     0.000
    7    7    8    1    0.000     0.000    0.9794     0.000     0.000
    8    8    9    1    0.000     0.000    0.9794     0.000     0.000
    9    9   10    1    0.000     0.000    0.9794     0.000     0.000
   10   10   11    1    0.000     0.000    0.9794     0.000     0.000
   11   11   12    1    0.000     0.000    0.9794     0.000     0.000
   12   12   13    1    0.000     0.000    0.9794     0.000     0.000
   13   13   14    1    0.000     0.000    0.9794     0.000     0.000
   14   14   15    1    0.000     0.000    0.9794     0.000     0.000
   15   15   16    1    0.000     0.000    0.9794     0.000     0.000
   16   16   17    1    0.000     0.000    0.9794     0.000     0.000
   17   17   18    1    0.000     0.000    0.9794     0.000     0.000
   18   18   19    1    0.000     0.000    0.9794     0.000     0.000
   19   19   20    1    0.000     0.000    0.9794     0.000     0.000
   20   20   21    1    0.000     0.000    0.9794     0.000     0.000
   21   21   22    1    0.000     0.000    0.9794     0.000     0.000
   22   22   23    1    0.000     0.000    0.9794     0.000     0.000
   23   23   24    1    0.000     0.000    0.9794     0.000     0.000
```

24	24	25	1	0.000	0.000	0.9794	0.000	0.000
25	25	26	1	0.000	0.000	0.9794	0.000	0.000
26	26	27	1	0.000	0.000	0.9794	0.000	0.000
27	27	28	1	0.000	0.000	0.9794	0.000	0.000
28	28	29	1	0.000	0.000	0.9794	0.000	0.000
29	29	30	1	0.000	0.000	0.9794	0.000	0.000
30	30	31	1	0.000	0.000	0.9794	0.000	0.000
31	31	32	1	0.000	0.000	0.9794	0.000	0.000
32	32	33	1	0.000	0.000	0.9794	0.000	0.000
33	33	34	1	0.000	0.000	0.9794	0.000	0.000
34	34	35	1	0.000	0.000	0.9794	0.000	0.000
35	35	36	1	0.000	0.000	0.9794	0.000	0.000
36	36	37	1	0.000	0.000	0.9794	0.000	0.000
37	37	38	1	0.000	0.000	0.9794	0.000	0.000
38	38	39	1	0.000	0.000	0.9794	0.000	0.000
39	39	40	1	0.000	0.000	0.9794	0.000	0.000
40	40	41	1	0.000	0.000	0.9794	0.000	0.000
41	41	42	1	0.000	0.000	0.9794	0.000	0.000
42	42	43	1	0.000	0.000	0.9794	0.000	0.000
43	43	44	1	0.000	0.000	0.9794	0.000	0.000
44	44	45	1	0.000	0.000	0.9794	0.000	0.000
45	45	46	1	0.000	0.000	0.9794	0.000	0.000
46	46	47	1	0.000	0.000	0.9794	0.000	0.000
47	47	48	1	0.000	0.000	0.9794	0.000	0.000
48	48	49	1	0.000	0.000	0.9794	0.000	0.000
49	49	50	1	0.000	0.000	0.9794	0.000	0.000
50	50	51	1	0.000	0.000	0.9794	0.000	0.000
51	51	52	1	0.000	0.000	0.9794	0.000	0.000
52	52	53	1	0.000	0.000	0.9794	0.000	0.000
53	53	54	1	0.000	0.000	0.9794	0.000	0.000
54	54	55	1	0.000	0.000	0.9794	0.000	0.000
55	55	56	1	0.000	0.000	0.9794	0.000	0.000
56	56	57	1	0.000	0.000	0.9794	0.000	0.000
57	57	58	1	0.000	0.000	0.9794	0.000	0.000
58	58	59	1	0.000	0.000	0.9794	0.000	0.000

```
+-------------------------------------------------------------------------------------------------------------------------------+
|                   PARATIEPLUS(TM)   NLS ENGINE RELEASE  2018.0    FULL VERSION  *Build date:Nov 13, 2017*                    |
|                                                                                                                               |
|                                     NewProject.BaseDesignSection_28.A2M2R1_1213                                               |
|                                  Exe Time : 4 September 2018 18:05:31                                                         |
+-------------------------------------------------------------------------------------------------------------------------------+
 ELEMENT GROUP NO.  4

Tieback_175                                                 :
   6   1   0   1   0   0   0   0   0   0   0   0   0   0   0   1   0   0   2   0
.....................................
.........2D POST-TENSION ANCHOR....
.....................................

element group behaviour throughout stage analysis

stage   status
------------------
    1  inactive
    2  inactive
    3   active
    4   active
    5   active
    6   active

 material set no.    1

 prop( 1) angle          30.0000
 prop( 2) young modulus 0.200100E+09
 prop( 3) modification  time  0.00000
 prop( 4) new young modulus   0.00000

 no. of step variable items:     2
 step   -ve lim     +ve lim
-----------------------------
    1   0.000       0.000
    2   0.000       0.000
    3   0.000       0.000
    4   0.000       0.000
    5   0.000       0.000
    6   0.000       0.000

 element data

   el    n  mat       a/l     pinit    yieldc    yieldt
-----------------------------------------------------------

    1    1    1   0.8441E-05 138.5     0.000     0.000
```

```
+-------------------------------------------------------------------------------------------------------------------------+
|                   PARATIEPLUS(TM)   NLS ENGINE RELEASE  2018.0    FULL VERSION  *Build date:Nov 13, 2017*               |
|                                                                                                                         |
|                                     NewProject.BaseDesignSection_28.A2M2R1_1213                                         |
|                                  Exe Time : 4 September 2018 18:05:31                                                   |
+-------------------------------------------------------------------------------------------------------------------------+


NO. OF NODAL LOADS  (NLOAD) ...................    0
NO. OF LOAD CURVES  (NLCUR) ...................   12
MAXIMUM POINTS/LCURVE (NPTM)...................    5
```

```
+-------------------------------------------------------------------------------------------------------------------------+
|                  PARATIEPLUS(TM)   NLS ENGINE RELEASE  2018.0    FULL VERSION  *Build date:Nov 13, 2017*              |
|                                                                                                                         |
|                                    NewProject.BaseDesignSection_28.A2M2R1_1213                                          |
|                                 Exe Time : 4 September 2018 18:05:31                                                    |
+-------------------------------------------------------------------------------------------------------------------------+
L O A D     D A T A


    LOAD FUNCTION NUMBER   =    1
    NUMBER OF TIME POINTS  =    5

    TIME VALUE      FUNCTION

       0.00000    0.0000E+00
       0.80000    0.0000E+00
       1.00000    0.1000E+01
       1.20000    0.0000E+00
       7.00000    0.0000E+00


    LOAD FUNCTION NUMBER   =    2
    NUMBER OF TIME POINTS  =    5

    TIME VALUE      FUNCTION

       0.00000    0.0000E+00
       1.80000    0.0000E+00
       2.00000    0.1000E+01
       2.20000    0.0000E+00
       7.00000    0.0000E+00


    LOAD FUNCTION NUMBER   =    3
    NUMBER OF TIME POINTS  =    5

    TIME VALUE      FUNCTION

       0.00000    0.0000E+00
       2.80000    0.0000E+00
       3.00000    0.1000E+01
       3.20000    0.0000E+00
       7.00000    0.0000E+00


    LOAD FUNCTION NUMBER   =    4
    NUMBER OF TIME POINTS  =    5

    TIME VALUE      FUNCTION

       0.00000    0.0000E+00
       3.80000    0.0000E+00
       4.00000    0.1000E+01
       4.20000    0.0000E+00
       7.00000    0.0000E+00


    LOAD FUNCTION NUMBER   =    5
    NUMBER OF TIME POINTS  =    5

    TIME VALUE      FUNCTION

       0.00000    0.0000E+00
       4.80000    0.0000E+00
       5.00000    0.1000E+01
       5.20000    0.0000E+00
```

```
   7.00000    0.0000E+00


LOAD FUNCTION NUMBER   =    6
NUMBER OF TIME POINTS  =    5

TIME VALUE      FUNCTION

   0.00000    0.0000E+00
   5.80000    0.0000E+00
   6.00000    0.1000E+01
   6.20000    0.0000E+00
   7.00000    0.0000E+00


LOAD FUNCTION NUMBER   =    7
NUMBER OF TIME POINTS  =    4

TIME VALUE      FUNCTION

   0.00000    0.0000E+00
   0.80000    0.0000E+00
   1.00000    0.1000E+01
   7.00000    0.1000E+01


LOAD FUNCTION NUMBER   =    8
NUMBER OF TIME POINTS  =    4

TIME VALUE      FUNCTION

   0.00000    0.0000E+00
   1.80000    0.0000E+00
   2.00000    0.1000E+01
   7.00000    0.1000E+01


LOAD FUNCTION NUMBER   =    9
NUMBER OF TIME POINTS  =    4

TIME VALUE      FUNCTION

   0.00000    0.0000E+00
   2.80000    0.0000E+00
   3.00000    0.1000E+01
   7.00000    0.1000E+01


LOAD FUNCTION NUMBER   =   10
NUMBER OF TIME POINTS  =    4

TIME VALUE      FUNCTION

   0.00000    0.0000E+00
   3.80000    0.0000E+00
   4.00000    0.1000E+01
   7.00000    0.1000E+01


LOAD FUNCTION NUMBER   =   11
NUMBER OF TIME POINTS  =    4

TIME VALUE      FUNCTION

   0.00000    0.0000E+00
   4.80000    0.0000E+00
   5.00000    0.1000E+01
   7.00000    0.1000E+01
```

```
     LOAD FUNCTION NUMBER   =   12
     NUMBER OF TIME POINTS  =    4

     TIME VALUE      FUNCTION

        0.00000    0.0000E+00
        5.80000    0.0000E+00
        6.00000    0.1000E+01
        7.00000    0.1000E+01


 NO. OF DISTRIBUTED LOAD CARDS     0
```

```
+-------------------------------------------------------------------------------------------------------------------------+
|                   PARATIEPLUS(TM)   NLS ENGINE RELEASE  2018.0    FULL VERSION  *Build date:Nov 13, 2017*              |
|                                                                                                                         |
|                                      NewProject.BaseDesignSection_28.A2M2R1_1213                                        |
|                                   Exe Time : 4 September 2018 18:05:31                                                  |
+-------------------------------------------------------------------------------------------------------------------------+
L O A D     B A L A N C E

STEP     1 TOTAL APPLIED LOAD IN DIR.  2  Y-DISPL.F       0.0000000
STEP     1 TOTAL APPLIED LOAD IN DIR.  4   X-ROT. F       0.0000000

STEP     2 TOTAL APPLIED LOAD IN DIR.  2  Y-DISPL.F       0.0000000
STEP     2 TOTAL APPLIED LOAD IN DIR.  4   X-ROT. F       0.0000000

STEP     3 TOTAL APPLIED LOAD IN DIR.  2  Y-DISPL.F       0.0000000
STEP     3 TOTAL APPLIED LOAD IN DIR.  4   X-ROT. F       0.0000000

STEP     4 TOTAL APPLIED LOAD IN DIR.  2  Y-DISPL.F       0.0000000
STEP     4 TOTAL APPLIED LOAD IN DIR.  4   X-ROT. F       0.0000000

STEP     5 TOTAL APPLIED LOAD IN DIR.  2  Y-DISPL.F       0.0000000
STEP     5 TOTAL APPLIED LOAD IN DIR.  4   X-ROT. F       0.0000000

STEP     6 TOTAL APPLIED LOAD IN DIR.  2  Y-DISPL.F       0.0000000
STEP     6 TOTAL APPLIED LOAD IN DIR.  4   X-ROT. F       0.0000000


                        LOAD INPUT SECTION COMPLETED
```

```
+-------------------------------------------------------------------------------------------------------------------------+
|                   PARATIEPLUS(TM)   NLS ENGINE RELEASE  2018.0    FULL VERSION  *Build date:Nov 13, 2017*               |
|                                                                                                                         |
|                                     NewProject.BaseDesignSection_28.A2M2R1_1213                                         |
|                                  Exe Time : 4 September 2018 18:05:31                                                   |
+-------------------------------------------------------------------------------------------------------------------------+


NO. OF LAYERS ..............................    3
NO. OF DATA PER LAYER.......................  100
```

```
+-------------------------------------------------------------------------------------------------------------------------+
|                   PARATIEPLUS(TM)   NLS ENGINE RELEASE  2018.0    FULL VERSION  *Build date:Nov 13, 2017*               |
|                                                                                                                         |
|                                     NewProject.BaseDesignSection_28.A2M2R1_1213                                         |
|                                  Exe Time : 4 September 2018 18:05:31                                                   |
+-------------------------------------------------------------------------------------------------------------------------+

LAYER DESCRIPTORS FOR STEP NO.    1


 NON ZERO LAYER DESCRIPTORS FOR LAYER NO.    1 FOR STEP NO.    1

ITEM NO.   1<NAME    >=  16.000     (BOTH WALLS)
ITEM NO.   2<NATURE  >=  1.0000     (BOTH WALLS)
ITEM NO.   3<LEVEL   >=  3.0000     (BOTH WALLS)
ITEM NO.   4<WALL    >=  1.0000     (BOTH WALLS)
ITEM NO.   5<GAMMAD  >=  19.000     (BOTH WALLS)
ITEM NO.   6<GAMMAB  >=  10.000     (BOTH WALLS)
ITEM NO.   7<GAMMAW  >=  10.000     (BOTH WALLS)
ITEM NO.   9<U-FRICT >=  32.010     WALL NO.        1
ITEM NO.   9<U-FRICT >=  38.000     WALL NO.        2
ITEM NO.  10<U-KA    >= 0.30700     WALL NO.        1
ITEM NO.  11<U-KP    >=  4.8470     WALL NO.        1
ITEM NO.  12<K0-NC   >= 0.50000     (BOTH WALLS)
ITEM NO.  13<NEXP    >= 0.50000     (BOTH WALLS)
ITEM NO.  14<OCR     >=  1.0000     (BOTH WALLS)
ITEM NO.  16<MODEL   >=  1.0000     (BOTH WALLS)
ITEM NO.  17<EVC     >=  15000.     (BOTH WALLS)
ITEM NO.  18<EUR     >=  45000.     (BOTH WALLS)
ITEM NO.  27<U-PERM  >= 0.10000E-03 (BOTH WALLS)
ITEM NO.  52<D-NATURE>=  1.0000     (BOTH WALLS)
ITEM NO.  53<D-LEVEL >=  0.0000     (BOTH WALLS)
ITEM NO.  59<D-FRICT >=  32.010     WALL NO.        1
ITEM NO.  59<D-FRICT >=  38.000     WALL NO.        2
ITEM NO.  60<D-KA    >= 0.30700     WALL NO.        1
ITEM NO.  61<D-KP    >=  4.8470     WALL NO.        1
ITEM NO.  77<D-PERM  >= 0.10000E-03 (BOTH WALLS)

 NON ZERO LAYER DESCRIPTORS FOR LAYER NO.    2 FOR STEP NO.    1

ITEM NO.   1<NAME    >=  17.000     (BOTH WALLS)
ITEM NO.   2<NATURE  >=  1.0000     (BOTH WALLS)
ITEM NO.   3<LEVEL   >=  0.0000     (BOTH WALLS)
ITEM NO.   4<WALL    >=  1.0000     (BOTH WALLS)
ITEM NO.   5<GAMMAD  >=  16.000     (BOTH WALLS)
ITEM NO.   6<GAMMAB  >=  6.0000     (BOTH WALLS)
ITEM NO.   7<GAMMAW  >=  10.000     (BOTH WALLS)
ITEM NO.   9<U-FRICT >=  24.790     WALL NO.        1
ITEM NO.   9<U-FRICT >=  30.000     WALL NO.        2
ITEM NO.  10<U-KA    >= 0.40900     WALL NO.        1
ITEM NO.  11<U-KP    >=  3.8260     WALL NO.        1
ITEM NO.  12<K0-NC   >= 0.50000     (BOTH WALLS)
ITEM NO.  13<NEXP    >= 0.50000     (BOTH WALLS)
ITEM NO.  14<OCR     >=  1.0000     (BOTH WALLS)
ITEM NO.  16<MODEL   >=  1.0000     (BOTH WALLS)
ITEM NO.  17<EVC     >=  30000.     (BOTH WALLS)
ITEM NO.  18<EUR     >=  48000.     (BOTH WALLS)
ITEM NO.  27<U-PERM  >= 0.10000E-04 (BOTH WALLS)
ITEM NO.  52<D-NATURE>=  1.0000     (BOTH WALLS)
ITEM NO.  53<D-LEVEL >=  0.0000     (BOTH WALLS)
ITEM NO.  59<D-FRICT >=  24.790     WALL NO.        1
ITEM NO.  59<D-FRICT >=  30.000     WALL NO.        2
ITEM NO.  60<D-KA    >= 0.40900     WALL NO.        1
ITEM NO.  61<D-KP    >=  3.1850     WALL NO.        1
ITEM NO.  77<D-PERM  >= 0.10000E-04 (BOTH WALLS)

 NON ZERO LAYER DESCRIPTORS FOR LAYER NO.    3 FOR STEP NO.    1

ITEM NO.   1<NAME    >=  18.000     (BOTH WALLS)
ITEM NO.   2<NATURE  >=  1.0000     (BOTH WALLS)
ITEM NO.   3<LEVEL   >= -5.0000     (BOTH WALLS)
```

```
ITEM NO.   4<WALL    >=  1.0000     (BOTH WALLS)
ITEM NO.   5<GAMMAD  >=  16.000     (BOTH WALLS)
ITEM NO.   6<GAMMAB  >=  6.0000     (BOTH WALLS)
ITEM NO.   7<GAMMAW  >=  10.000     (BOTH WALLS)
ITEM NO.   8<U-COHE  >= 0.80000     WALL NO.        1
ITEM NO.   8<U-COHE  >=  1.0000     WALL NO.        2
ITEM NO.   9<U-FRICT >=  27.450     WALL NO.        1
ITEM NO.   9<U-FRICT >=  33.000     WALL NO.        2
ITEM NO.  10<U-KA    >= 0.36900     WALL NO.        1
ITEM NO.  11<U-KP    >=  4.4930     WALL NO.        1
ITEM NO.  12<K0-NC   >= 0.50000     (BOTH WALLS)
ITEM NO.  13<NEXP    >= 0.50000     (BOTH WALLS)
ITEM NO.  14<OCR     >=  1.0000     (BOTH WALLS)
ITEM NO.  16<MODEL   >=  1.0000     (BOTH WALLS)
ITEM NO.  17<EVC     >=  68000.     (BOTH WALLS)
ITEM NO.  18<EUR     >= 0.10880E+06 (BOTH WALLS)
ITEM NO.  27<U-PERM  >= 0.10000E-04 (BOTH WALLS)
ITEM NO.  52<D-NATURE>=  1.0000     (BOTH WALLS)
ITEM NO.  53<D-LEVEL >=  0.0000     (BOTH WALLS)
ITEM NO.  58<D-COHE  >= 0.80000     WALL NO.        1
ITEM NO.  58<D-COHE  >=  1.0000     WALL NO.        2
ITEM NO.  59<D-FRICT >=  27.450     WALL NO.        1
ITEM NO.  59<D-FRICT >=  33.000     WALL NO.        2
ITEM NO.  60<D-KA    >= 0.36900     WALL NO.        1
ITEM NO.  61<D-KP    >=  3.6950     WALL NO.        1
ITEM NO.  77<D-PERM  >= 0.10000E-04 (BOTH WALLS)

LAYER DESCRIPTORS FOR STEP NO.    2


 NON ZERO LAYER DESCRIPTORS FOR LAYER NO.    1 FOR STEP NO.    2

ITEM NO.   1<NAME    >=  16.000     (BOTH WALLS)
ITEM NO.   2<NATURE  >=  1.0000     (BOTH WALLS)
ITEM NO.   3<LEVEL   >=  3.0000     (BOTH WALLS)
ITEM NO.   4<WALL    >=  1.0000     (BOTH WALLS)
ITEM NO.   5<GAMMAD  >=  19.000     (BOTH WALLS)
ITEM NO.   6<GAMMAB  >=  10.000     (BOTH WALLS)
ITEM NO.   7<GAMMAW  >=  10.000     (BOTH WALLS)
ITEM NO.   9<U-FRICT >=  32.010     WALL NO.        1
ITEM NO.   9<U-FRICT >=  38.000     WALL NO.        2
ITEM NO.  10<U-KA    >= 0.30700     WALL NO.        1
ITEM NO.  11<U-KP    >=  4.8470     WALL NO.        1
ITEM NO.  12<K0-NC   >= 0.50000     (BOTH WALLS)
ITEM NO.  13<NEXP    >= 0.50000     (BOTH WALLS)
ITEM NO.  14<OCR     >=  1.0000     (BOTH WALLS)
ITEM NO.  16<MODEL   >=  1.0000     (BOTH WALLS)
ITEM NO.  17<EVC     >=  15000.     (BOTH WALLS)
ITEM NO.  18<EUR     >=  45000.     (BOTH WALLS)
ITEM NO.  27<U-PERM  >= 0.10000E-03 (BOTH WALLS)
ITEM NO.  52<D-NATURE>=  1.0000     (BOTH WALLS)
ITEM NO.  53<D-LEVEL >=  0.0000     (BOTH WALLS)
ITEM NO.  59<D-FRICT >=  32.010     WALL NO.        1
ITEM NO.  59<D-FRICT >=  38.000     WALL NO.        2
ITEM NO.  60<D-KA    >= 0.30700     WALL NO.        1
ITEM NO.  61<D-KP    >=  4.8470     WALL NO.        1
ITEM NO.  77<D-PERM  >= 0.10000E-03 (BOTH WALLS)

 NON ZERO LAYER DESCRIPTORS FOR LAYER NO.    2 FOR STEP NO.    2

ITEM NO.   1<NAME    >=  17.000     (BOTH WALLS)
ITEM NO.   2<NATURE  >=  1.0000     (BOTH WALLS)
ITEM NO.   3<LEVEL   >=  0.0000     (BOTH WALLS)
ITEM NO.   4<WALL    >=  1.0000     (BOTH WALLS)
ITEM NO.   5<GAMMAD  >=  16.000     (BOTH WALLS)
ITEM NO.   6<GAMMAB  >=  6.0000     (BOTH WALLS)
ITEM NO.   7<GAMMAW  >=  10.000     (BOTH WALLS)
ITEM NO.   9<U-FRICT >=  24.790     WALL NO.        1
ITEM NO.   9<U-FRICT >=  30.000     WALL NO.        2
ITEM NO.  10<U-KA    >= 0.40900     WALL NO.        1
ITEM NO.  11<U-KP    >=  3.8260     WALL NO.        1
ITEM NO.  12<K0-NC   >= 0.50000     (BOTH WALLS)
ITEM NO.  13<NEXP    >= 0.50000     (BOTH WALLS)
ITEM NO.  14<OCR     >=  1.0000     (BOTH WALLS)
```

```
ITEM NO.  16<MODEL   >=  1.0000     (BOTH WALLS)
ITEM NO.  17<EVC     >=  30000.     (BOTH WALLS)
ITEM NO.  18<EUR     >=  48000.     (BOTH WALLS)
ITEM NO.  27<U-PERM  >= 0.10000E-04 (BOTH WALLS)
ITEM NO.  52<D-NATURE>=  1.0000     (BOTH WALLS)
ITEM NO.  53<D-LEVEL >=  0.0000     (BOTH WALLS)
ITEM NO.  59<D-FRICT >=  24.790     WALL NO.        1
ITEM NO.  59<D-FRICT >=  30.000     WALL NO.        2
ITEM NO.  60<D-KA    >= 0.40900     WALL NO.        1
ITEM NO.  61<D-KP    >=  3.1850     WALL NO.        1
ITEM NO.  77<D-PERM  >= 0.10000E-04 (BOTH WALLS)

 NON ZERO LAYER DESCRIPTORS FOR LAYER NO.    3 FOR STEP NO.    2

ITEM NO.   1<NAME    >=  18.000     (BOTH WALLS)
ITEM NO.   2<NATURE  >=  1.0000     (BOTH WALLS)
ITEM NO.   3<LEVEL   >= -5.0000     (BOTH WALLS)
ITEM NO.   4<WALL    >=  1.0000     (BOTH WALLS)
ITEM NO.   5<GAMMAD  >=  16.000     (BOTH WALLS)
ITEM NO.   6<GAMMAB  >=  6.0000     (BOTH WALLS)
ITEM NO.   7<GAMMAW  >=  10.000     (BOTH WALLS)
ITEM NO.   8<U-COHE  >= 0.80000     WALL NO.        1
ITEM NO.   8<U-COHE  >=  1.0000     WALL NO.        2
ITEM NO.   9<U-FRICT >=  27.450     WALL NO.        1
ITEM NO.   9<U-FRICT >=  33.000     WALL NO.        2
ITEM NO.  10<U-KA    >= 0.36900     WALL NO.        1
ITEM NO.  11<U-KP    >=  4.4930     WALL NO.        1
ITEM NO.  12<K0-NC   >= 0.50000     (BOTH WALLS)
ITEM NO.  13<NEXP    >= 0.50000     (BOTH WALLS)
ITEM NO.  14<OCR     >=  1.0000     (BOTH WALLS)
ITEM NO.  16<MODEL   >=  1.0000     (BOTH WALLS)
ITEM NO.  17<EVC     >=  68000.     (BOTH WALLS)
ITEM NO.  18<EUR     >= 0.10880E+06 (BOTH WALLS)
ITEM NO.  27<U-PERM  >= 0.10000E-04 (BOTH WALLS)
ITEM NO.  52<D-NATURE>=  1.0000     (BOTH WALLS)
ITEM NO.  53<D-LEVEL >=  0.0000     (BOTH WALLS)
ITEM NO.  58<D-COHE  >= 0.80000     WALL NO.        1
ITEM NO.  58<D-COHE  >=  1.0000     WALL NO.        2
ITEM NO.  59<D-FRICT >=  27.450     WALL NO.        1
ITEM NO.  59<D-FRICT >=  33.000     WALL NO.        2
ITEM NO.  60<D-KA    >= 0.36900     WALL NO.        1
ITEM NO.  61<D-KP    >=  3.6950     WALL NO.        1
ITEM NO.  77<D-PERM  >= 0.10000E-04 (BOTH WALLS)

LAYER DESCRIPTORS FOR STEP NO.    3


 NON ZERO LAYER DESCRIPTORS FOR LAYER NO.    1 FOR STEP NO.    3

ITEM NO.   1<NAME    >=  16.000     (BOTH WALLS)
ITEM NO.   2<NATURE  >=  1.0000     (BOTH WALLS)
ITEM NO.   3<LEVEL   >=  3.0000     (BOTH WALLS)
ITEM NO.   4<WALL    >=  1.0000     (BOTH WALLS)
ITEM NO.   5<GAMMAD  >=  19.000     (BOTH WALLS)
ITEM NO.   6<GAMMAB  >=  10.000     (BOTH WALLS)
ITEM NO.   7<GAMMAW  >=  10.000     (BOTH WALLS)
ITEM NO.   9<U-FRICT >=  32.010     WALL NO.        1
ITEM NO.   9<U-FRICT >=  38.000     WALL NO.        2
ITEM NO.  10<U-KA    >= 0.30700     WALL NO.        1
ITEM NO.  11<U-KP    >=  4.8470     WALL NO.        1
ITEM NO.  12<K0-NC   >= 0.50000     (BOTH WALLS)
ITEM NO.  13<NEXP    >= 0.50000     (BOTH WALLS)
ITEM NO.  14<OCR     >=  1.0000     (BOTH WALLS)
ITEM NO.  16<MODEL   >=  1.0000     (BOTH WALLS)
ITEM NO.  17<EVC     >=  15000.     (BOTH WALLS)
ITEM NO.  18<EUR     >=  45000.     (BOTH WALLS)
ITEM NO.  27<U-PERM  >= 0.10000E-03 (BOTH WALLS)
ITEM NO.  52<D-NATURE>=  1.0000     (BOTH WALLS)
ITEM NO.  53<D-LEVEL >=  0.0000     (BOTH WALLS)
ITEM NO.  59<D-FRICT >=  32.010     WALL NO.        1
ITEM NO.  59<D-FRICT >=  38.000     WALL NO.        2
ITEM NO.  60<D-KA    >= 0.30700     WALL NO.        1
ITEM NO.  61<D-KP    >=  4.8470     WALL NO.        1
ITEM NO.  77<D-PERM  >= 0.10000E-03 (BOTH WALLS)
```

```
 NON ZERO LAYER DESCRIPTORS FOR LAYER NO.    2 FOR STEP NO.    3

ITEM NO.   1<NAME    >=  17.000     (BOTH WALLS)
ITEM NO.   2<NATURE  >=  1.0000     (BOTH WALLS)
ITEM NO.   3<LEVEL   >=  0.0000     (BOTH WALLS)
ITEM NO.   4<WALL    >=  1.0000     (BOTH WALLS)
ITEM NO.   5<GAMMAD  >=  16.000     (BOTH WALLS)
ITEM NO.   6<GAMMAB  >=  6.0000     (BOTH WALLS)
ITEM NO.   7<GAMMAW  >=  10.000     (BOTH WALLS)
ITEM NO.   9<U-FRICT >=  24.790     WALL NO.        1
ITEM NO.   9<U-FRICT >=  30.000     WALL NO.        2
ITEM NO.  10<U-KA    >= 0.40900     WALL NO.        1
ITEM NO.  11<U-KP    >=  3.8260     WALL NO.        1
ITEM NO.  12<K0-NC   >= 0.50000     (BOTH WALLS)
ITEM NO.  13<NEXP    >= 0.50000     (BOTH WALLS)
ITEM NO.  14<OCR     >=  1.0000     (BOTH WALLS)
ITEM NO.  16<MODEL   >=  1.0000     (BOTH WALLS)
ITEM NO.  17<EVC     >=  30000.     (BOTH WALLS)
ITEM NO.  18<EUR     >=  48000.     (BOTH WALLS)
ITEM NO.  27<U-PERM  >= 0.10000E-04 (BOTH WALLS)
ITEM NO.  52<D-NATURE>=  1.0000     (BOTH WALLS)
ITEM NO.  53<D-LEVEL >=  0.0000     (BOTH WALLS)
ITEM NO.  59<D-FRICT >=  24.790     WALL NO.        1
ITEM NO.  59<D-FRICT >=  30.000     WALL NO.        2
ITEM NO.  60<D-KA    >= 0.40900     WALL NO.        1
ITEM NO.  61<D-KP    >=  3.1850     WALL NO.        1
ITEM NO.  77<D-PERM  >= 0.10000E-04 (BOTH WALLS)

 NON ZERO LAYER DESCRIPTORS FOR LAYER NO.    3 FOR STEP NO.    3

ITEM NO.   1<NAME    >=  18.000     (BOTH WALLS)
ITEM NO.   2<NATURE  >=  1.0000     (BOTH WALLS)
ITEM NO.   3<LEVEL   >= -5.0000     (BOTH WALLS)
ITEM NO.   4<WALL    >=  1.0000     (BOTH WALLS)
ITEM NO.   5<GAMMAD  >=  16.000     (BOTH WALLS)
ITEM NO.   6<GAMMAB  >=  6.0000     (BOTH WALLS)
ITEM NO.   7<GAMMAW  >=  10.000     (BOTH WALLS)
ITEM NO.   8<U-COHE  >= 0.80000     WALL NO.        1
ITEM NO.   8<U-COHE  >=  1.0000     WALL NO.        2
ITEM NO.   9<U-FRICT >=  27.450     WALL NO.        1
ITEM NO.   9<U-FRICT >=  33.000     WALL NO.        2
ITEM NO.  10<U-KA    >= 0.36900     WALL NO.        1
ITEM NO.  11<U-KP    >=  4.4930     WALL NO.        1
ITEM NO.  12<K0-NC   >= 0.50000     (BOTH WALLS)
ITEM NO.  13<NEXP    >= 0.50000     (BOTH WALLS)
ITEM NO.  14<OCR     >=  1.0000     (BOTH WALLS)
ITEM NO.  16<MODEL   >=  1.0000     (BOTH WALLS)
ITEM NO.  17<EVC     >=  68000.     (BOTH WALLS)
ITEM NO.  18<EUR     >= 0.10880E+06 (BOTH WALLS)
ITEM NO.  27<U-PERM  >= 0.10000E-04 (BOTH WALLS)
ITEM NO.  52<D-NATURE>=  1.0000     (BOTH WALLS)
ITEM NO.  53<D-LEVEL >=  0.0000     (BOTH WALLS)
ITEM NO.  58<D-COHE  >= 0.80000     WALL NO.        1
ITEM NO.  58<D-COHE  >=  1.0000     WALL NO.        2
ITEM NO.  59<D-FRICT >=  27.450     WALL NO.        1
ITEM NO.  59<D-FRICT >=  33.000     WALL NO.        2
ITEM NO.  60<D-KA    >= 0.36900     WALL NO.        1
ITEM NO.  61<D-KP    >=  3.6950     WALL NO.        1
ITEM NO.  77<D-PERM  >= 0.10000E-04 (BOTH WALLS)

LAYER DESCRIPTORS FOR STEP NO.    4

 NON ZERO LAYER DESCRIPTORS FOR LAYER NO.    1 FOR STEP NO.    4

ITEM NO.   1<NAME    >=  16.000     (BOTH WALLS)
ITEM NO.   2<NATURE  >=  1.0000     (BOTH WALLS)
ITEM NO.   3<LEVEL   >=  3.0000     (BOTH WALLS)
ITEM NO.   4<WALL    >=  1.0000     (BOTH WALLS)
ITEM NO.   5<GAMMAD  >=  19.000     (BOTH WALLS)
ITEM NO.   6<GAMMAB  >=  10.000     (BOTH WALLS)
ITEM NO.   7<GAMMAW  >=  10.000     (BOTH WALLS)
ITEM NO.   9<U-FRICT >=  32.010     WALL NO.        1
```

```
ITEM NO.   9<U-FRICT >=  38.000     WALL NO.        2
ITEM NO.  10<U-KA    >= 0.30700     WALL NO.        1
ITEM NO.  11<U-KP    >=  4.8470     WALL NO.        1
ITEM NO.  12<K0-NC   >= 0.50000     (BOTH WALLS)
ITEM NO.  13<NEXP    >= 0.50000     (BOTH WALLS)
ITEM NO.  14<OCR     >=  1.0000     (BOTH WALLS)
ITEM NO.  16<MODEL   >=  1.0000     (BOTH WALLS)
ITEM NO.  17<EVC     >=  15000.     (BOTH WALLS)
ITEM NO.  18<EUR     >=  45000.     (BOTH WALLS)
ITEM NO.  27<U-PERM  >= 0.10000E-03 (BOTH WALLS)
ITEM NO.  52<D-NATURE>=  1.0000     (BOTH WALLS)
ITEM NO.  53<D-LEVEL >=  0.0000     (BOTH WALLS)
ITEM NO.  59<D-FRICT >=  32.010     WALL NO.        1
ITEM NO.  59<D-FRICT >=  38.000     WALL NO.        2
ITEM NO.  60<D-KA    >= 0.30700     WALL NO.        1
ITEM NO.  61<D-KP    >=  4.8470     WALL NO.        1
ITEM NO.  77<D-PERM  >= 0.10000E-03 (BOTH WALLS)

 NON ZERO LAYER DESCRIPTORS FOR LAYER NO.    2 FOR STEP NO.    4

ITEM NO.   1<NAME    >=  17.000     (BOTH WALLS)
ITEM NO.   2<NATURE  >=  1.0000     (BOTH WALLS)
ITEM NO.   3<LEVEL   >=  0.0000     (BOTH WALLS)
ITEM NO.   4<WALL    >=  1.0000     (BOTH WALLS)
ITEM NO.   5<GAMMAD  >=  16.000     (BOTH WALLS)
ITEM NO.   6<GAMMAB  >=  6.0000     (BOTH WALLS)
ITEM NO.   7<GAMMAW  >=  10.000     (BOTH WALLS)
ITEM NO.   9<U-FRICT >=  24.790     WALL NO.        1
ITEM NO.   9<U-FRICT >=  30.000     WALL NO.        2
ITEM NO.  10<U-KA    >= 0.40900     WALL NO.        1
ITEM NO.  11<U-KP    >=  3.8260     WALL NO.        1
ITEM NO.  12<K0-NC   >= 0.50000     (BOTH WALLS)
ITEM NO.  13<NEXP    >= 0.50000     (BOTH WALLS)
ITEM NO.  14<OCR     >=  1.0000     (BOTH WALLS)
ITEM NO.  16<MODEL   >=  1.0000     (BOTH WALLS)
ITEM NO.  17<EVC     >=  30000.     (BOTH WALLS)
ITEM NO.  18<EUR     >=  48000.     (BOTH WALLS)
ITEM NO.  27<U-PERM  >= 0.10000E-04 (BOTH WALLS)
ITEM NO.  52<D-NATURE>=  1.0000     (BOTH WALLS)
ITEM NO.  53<D-LEVEL >=  0.0000     (BOTH WALLS)
ITEM NO.  59<D-FRICT >=  24.790     WALL NO.        1
ITEM NO.  59<D-FRICT >=  30.000     WALL NO.        2
ITEM NO.  60<D-KA    >= 0.40900     WALL NO.        1
ITEM NO.  61<D-KP    >=  3.1850     WALL NO.        1
ITEM NO.  77<D-PERM  >= 0.10000E-04 (BOTH WALLS)

 NON ZERO LAYER DESCRIPTORS FOR LAYER NO.    3 FOR STEP NO.    4

ITEM NO.   1<NAME    >=  18.000     (BOTH WALLS)
ITEM NO.   2<NATURE  >=  1.0000     (BOTH WALLS)
ITEM NO.   3<LEVEL   >= -5.0000     (BOTH WALLS)
ITEM NO.   4<WALL    >=  1.0000     (BOTH WALLS)
ITEM NO.   5<GAMMAD  >=  16.000     (BOTH WALLS)
ITEM NO.   6<GAMMAB  >=  6.0000     (BOTH WALLS)
ITEM NO.   7<GAMMAW  >=  10.000     (BOTH WALLS)
ITEM NO.   8<U-COHE  >= 0.80000     WALL NO.        1
ITEM NO.   8<U-COHE  >=  1.0000     WALL NO.        2
ITEM NO.   9<U-FRICT >=  27.450     WALL NO.        1
ITEM NO.   9<U-FRICT >=  33.000     WALL NO.        2
ITEM NO.  10<U-KA    >= 0.36900     WALL NO.        1
ITEM NO.  11<U-KP    >=  4.4930     WALL NO.        1
ITEM NO.  12<K0-NC   >= 0.50000     (BOTH WALLS)
ITEM NO.  13<NEXP    >= 0.50000     (BOTH WALLS)
ITEM NO.  14<OCR     >=  1.0000     (BOTH WALLS)
ITEM NO.  16<MODEL   >=  1.0000     (BOTH WALLS)
ITEM NO.  17<EVC     >=  68000.     (BOTH WALLS)
ITEM NO.  18<EUR     >= 0.10880E+06 (BOTH WALLS)
ITEM NO.  27<U-PERM  >= 0.10000E-04 (BOTH WALLS)
ITEM NO.  52<D-NATURE>=  1.0000     (BOTH WALLS)
ITEM NO.  53<D-LEVEL >=  0.0000     (BOTH WALLS)
ITEM NO.  58<D-COHE  >= 0.80000     WALL NO.        1
ITEM NO.  58<D-COHE  >=  1.0000     WALL NO.        2
ITEM NO.  59<D-FRICT >=  27.450     WALL NO.        1
ITEM NO.  59<D-FRICT >=  33.000     WALL NO.        2
```

```
ITEM NO.  60<D-KA    >= 0.36900     WALL NO.        1
ITEM NO.  61<D-KP    >=  3.6950     WALL NO.        1
ITEM NO.  77<D-PERM  >= 0.10000E-04 (BOTH WALLS)

LAYER DESCRIPTORS FOR STEP NO.    5


 NON ZERO LAYER DESCRIPTORS FOR LAYER NO.    1 FOR STEP NO.    5

ITEM NO.   1<NAME    >=  16.000     (BOTH WALLS)
ITEM NO.   2<NATURE  >=  1.0000     (BOTH WALLS)
ITEM NO.   3<LEVEL   >=  3.0000     (BOTH WALLS)
ITEM NO.   4<WALL    >=  1.0000     (BOTH WALLS)
ITEM NO.   5<GAMMAD  >=  19.000     (BOTH WALLS)
ITEM NO.   6<GAMMAB  >=  10.000     (BOTH WALLS)
ITEM NO.   7<GAMMAW  >=  10.000     (BOTH WALLS)
ITEM NO.   9<U-FRICT >=  32.010     WALL NO.        1
ITEM NO.   9<U-FRICT >=  38.000     WALL NO.        2
ITEM NO.  10<U-KA    >= 0.30700     WALL NO.        1
ITEM NO.  11<U-KP    >=  4.8470     WALL NO.        1
ITEM NO.  12<K0-NC   >= 0.50000     (BOTH WALLS)
ITEM NO.  13<NEXP    >= 0.50000     (BOTH WALLS)
ITEM NO.  14<OCR     >=  1.0000     (BOTH WALLS)
ITEM NO.  16<MODEL   >=  1.0000     (BOTH WALLS)
ITEM NO.  17<EVC     >=  15000.     (BOTH WALLS)
ITEM NO.  18<EUR     >=  45000.     (BOTH WALLS)
ITEM NO.  27<U-PERM  >= 0.10000E-03 (BOTH WALLS)
ITEM NO.  52<D-NATURE>=  1.0000     (BOTH WALLS)
ITEM NO.  53<D-LEVEL >=  0.0000     (BOTH WALLS)
ITEM NO.  59<D-FRICT >=  32.010     WALL NO.        1
ITEM NO.  59<D-FRICT >=  38.000     WALL NO.        2
ITEM NO.  60<D-KA    >= 0.30700     WALL NO.        1
ITEM NO.  61<D-KP    >=  4.8470     WALL NO.        1
ITEM NO.  77<D-PERM  >= 0.10000E-03 (BOTH WALLS)

 NON ZERO LAYER DESCRIPTORS FOR LAYER NO.    2 FOR STEP NO.    5

ITEM NO.   1<NAME    >=  17.000     (BOTH WALLS)
ITEM NO.   2<NATURE  >=  1.0000     (BOTH WALLS)
ITEM NO.   3<LEVEL   >=  0.0000     (BOTH WALLS)
ITEM NO.   4<WALL    >=  1.0000     (BOTH WALLS)
ITEM NO.   5<GAMMAD  >=  16.000     (BOTH WALLS)
ITEM NO.   6<GAMMAB  >=  6.0000     (BOTH WALLS)
ITEM NO.   7<GAMMAW  >=  10.000     (BOTH WALLS)
ITEM NO.   9<U-FRICT >=  24.790     WALL NO.        1
ITEM NO.   9<U-FRICT >=  30.000     WALL NO.        2
ITEM NO.  10<U-KA    >= 0.40900     WALL NO.        1
ITEM NO.  11<U-KP    >=  3.8260     WALL NO.        1
ITEM NO.  12<K0-NC   >= 0.50000     (BOTH WALLS)
ITEM NO.  13<NEXP    >= 0.50000     (BOTH WALLS)
ITEM NO.  14<OCR     >=  1.0000     (BOTH WALLS)
ITEM NO.  16<MODEL   >=  1.0000     (BOTH WALLS)
ITEM NO.  17<EVC     >=  30000.     (BOTH WALLS)
ITEM NO.  18<EUR     >=  48000.     (BOTH WALLS)
ITEM NO.  27<U-PERM  >= 0.10000E-04 (BOTH WALLS)
ITEM NO.  52<D-NATURE>=  1.0000     (BOTH WALLS)
ITEM NO.  53<D-LEVEL >=  0.0000     (BOTH WALLS)
ITEM NO.  59<D-FRICT >=  24.790     WALL NO.        1
ITEM NO.  59<D-FRICT >=  30.000     WALL NO.        2
ITEM NO.  60<D-KA    >= 0.40900     WALL NO.        1
ITEM NO.  61<D-KP    >=  3.1850     WALL NO.        1
ITEM NO.  77<D-PERM  >= 0.10000E-04 (BOTH WALLS)

 NON ZERO LAYER DESCRIPTORS FOR LAYER NO.    3 FOR STEP NO.    5

ITEM NO.   1<NAME    >=  18.000     (BOTH WALLS)
ITEM NO.   2<NATURE  >=  1.0000     (BOTH WALLS)
ITEM NO.   3<LEVEL   >= -5.0000     (BOTH WALLS)
ITEM NO.   4<WALL    >=  1.0000     (BOTH WALLS)
ITEM NO.   5<GAMMAD  >=  16.000     (BOTH WALLS)
ITEM NO.   6<GAMMAB  >=  6.0000     (BOTH WALLS)
ITEM NO.   7<GAMMAW  >=  10.000     (BOTH WALLS)
ITEM NO.   8<U-COHE  >= 0.80000     WALL NO.        1
ITEM NO.   8<U-COHE  >=  1.0000     WALL NO.        2
```

```
ITEM NO.   9<U-FRICT >=  27.450     WALL NO.        1
ITEM NO.   9<U-FRICT >=  33.000     WALL NO.        2
ITEM NO.  10<U-KA    >= 0.36900     WALL NO.        1
ITEM NO.  11<U-KP    >=  4.4930     WALL NO.        1
ITEM NO.  12<K0-NC   >= 0.50000     (BOTH WALLS)
ITEM NO.  13<NEXP    >= 0.50000     (BOTH WALLS)
ITEM NO.  14<OCR     >=  1.0000     (BOTH WALLS)
ITEM NO.  16<MODEL   >=  1.0000     (BOTH WALLS)
ITEM NO.  17<EVC     >=  68000.     (BOTH WALLS)
ITEM NO.  18<EUR     >= 0.10880E+06 (BOTH WALLS)
ITEM NO.  27<U-PERM  >= 0.10000E-04 (BOTH WALLS)
ITEM NO.  52<D-NATURE>=  1.0000     (BOTH WALLS)
ITEM NO.  53<D-LEVEL >=  0.0000     (BOTH WALLS)
ITEM NO.  58<D-COHE  >= 0.80000     WALL NO.        1
ITEM NO.  58<D-COHE  >=  1.0000     WALL NO.        2
ITEM NO.  59<D-FRICT >=  27.450     WALL NO.        1
ITEM NO.  59<D-FRICT >=  33.000     WALL NO.        2
ITEM NO.  60<D-KA    >= 0.36900     WALL NO.        1
ITEM NO.  61<D-KP    >=  3.6950     WALL NO.        1
ITEM NO.  77<D-PERM  >= 0.10000E-04 (BOTH WALLS)

LAYER DESCRIPTORS FOR STEP NO.    6


 NON ZERO LAYER DESCRIPTORS FOR LAYER NO.    1 FOR STEP NO.    6

ITEM NO.   1<NAME    >=  16.000     (BOTH WALLS)
ITEM NO.   2<NATURE  >=  1.0000     (BOTH WALLS)
ITEM NO.   3<LEVEL   >=  3.0000     (BOTH WALLS)
ITEM NO.   4<WALL    >=  1.0000     (BOTH WALLS)
ITEM NO.   5<GAMMAD  >=  19.000     (BOTH WALLS)
ITEM NO.   6<GAMMAB  >=  10.000     (BOTH WALLS)
ITEM NO.   7<GAMMAW  >=  10.000     (BOTH WALLS)
ITEM NO.   9<U-FRICT >=  32.010     WALL NO.        1
ITEM NO.   9<U-FRICT >=  38.000     WALL NO.        2
ITEM NO.  10<U-KA    >= 0.30700     WALL NO.        1
ITEM NO.  11<U-KP    >=  4.8470     WALL NO.        1
ITEM NO.  12<K0-NC   >= 0.50000     (BOTH WALLS)
ITEM NO.  13<NEXP    >= 0.50000     (BOTH WALLS)
ITEM NO.  14<OCR     >=  1.0000     (BOTH WALLS)
ITEM NO.  16<MODEL   >=  1.0000     (BOTH WALLS)
ITEM NO.  17<EVC     >=  15000.     (BOTH WALLS)
ITEM NO.  18<EUR     >=  45000.     (BOTH WALLS)
ITEM NO.  27<U-PERM  >= 0.10000E-03 (BOTH WALLS)
ITEM NO.  52<D-NATURE>=  1.0000     (BOTH WALLS)
ITEM NO.  53<D-LEVEL >=  0.0000     (BOTH WALLS)
ITEM NO.  59<D-FRICT >=  32.010     WALL NO.        1
ITEM NO.  59<D-FRICT >=  38.000     WALL NO.        2
ITEM NO.  60<D-KA    >= 0.30700     WALL NO.        1
ITEM NO.  61<D-KP    >=  4.8470     WALL NO.        1
ITEM NO.  77<D-PERM  >= 0.10000E-03 (BOTH WALLS)

 NON ZERO LAYER DESCRIPTORS FOR LAYER NO.    2 FOR STEP NO.    6

ITEM NO.   1<NAME    >=  17.000     (BOTH WALLS)
ITEM NO.   2<NATURE  >=  1.0000     (BOTH WALLS)
ITEM NO.   3<LEVEL   >=  0.0000     (BOTH WALLS)
ITEM NO.   4<WALL    >=  1.0000     (BOTH WALLS)
ITEM NO.   5<GAMMAD  >=  16.000     (BOTH WALLS)
ITEM NO.   6<GAMMAB  >=  6.0000     (BOTH WALLS)
ITEM NO.   7<GAMMAW  >=  10.000     (BOTH WALLS)
ITEM NO.   9<U-FRICT >=  24.790     WALL NO.        1
ITEM NO.   9<U-FRICT >=  30.000     WALL NO.        2
ITEM NO.  10<U-KA    >= 0.40900     WALL NO.        1
ITEM NO.  11<U-KP    >=  3.8260     WALL NO.        1
ITEM NO.  12<K0-NC   >= 0.50000     (BOTH WALLS)
ITEM NO.  13<NEXP    >= 0.50000     (BOTH WALLS)
ITEM NO.  14<OCR     >=  1.0000     (BOTH WALLS)
ITEM NO.  16<MODEL   >=  1.0000     (BOTH WALLS)
ITEM NO.  17<EVC     >=  30000.     (BOTH WALLS)
ITEM NO.  18<EUR     >=  48000.     (BOTH WALLS)
ITEM NO.  27<U-PERM  >= 0.10000E-04 (BOTH WALLS)
ITEM NO.  52<D-NATURE>=  1.0000     (BOTH WALLS)
ITEM NO.  53<D-LEVEL >=  0.0000     (BOTH WALLS)
```

```
ITEM NO.  59<D-FRICT >=  24.790     WALL NO.        1
ITEM NO.  59<D-FRICT >=  30.000     WALL NO.        2
ITEM NO.  60<D-KA    >= 0.40900     WALL NO.        1
ITEM NO.  61<D-KP    >=  3.1850     WALL NO.        1
ITEM NO.  77<D-PERM  >= 0.10000E-04 (BOTH WALLS)

 NON ZERO LAYER DESCRIPTORS FOR LAYER NO.    3 FOR STEP NO.    6

ITEM NO.   1<NAME    >=  18.000     (BOTH WALLS)
ITEM NO.   2<NATURE  >=  1.0000     (BOTH WALLS)
ITEM NO.   3<LEVEL   >= -5.0000     (BOTH WALLS)
ITEM NO.   4<WALL    >=  1.0000     (BOTH WALLS)
ITEM NO.   5<GAMMAD  >=  16.000     (BOTH WALLS)
ITEM NO.   6<GAMMAB  >=  6.0000     (BOTH WALLS)
ITEM NO.   7<GAMMAW  >=  10.000     (BOTH WALLS)
ITEM NO.   8<U-COHE  >= 0.80000     WALL NO.        1
ITEM NO.   8<U-COHE  >=  1.0000     WALL NO.        2
ITEM NO.   9<U-FRICT >=  27.450     WALL NO.        1
ITEM NO.   9<U-FRICT >=  33.000     WALL NO.        2
ITEM NO.  10<U-KA    >= 0.36900     WALL NO.        1
ITEM NO.  11<U-KP    >=  4.4930     WALL NO.        1
ITEM NO.  12<K0-NC   >= 0.50000     (BOTH WALLS)
ITEM NO.  13<NEXP    >= 0.50000     (BOTH WALLS)
ITEM NO.  14<OCR     >=  1.0000     (BOTH WALLS)
ITEM NO.  16<MODEL   >=  1.0000     (BOTH WALLS)
ITEM NO.  17<EVC     >=  68000.     (BOTH WALLS)
ITEM NO.  18<EUR     >= 0.10880E+06 (BOTH WALLS)
ITEM NO.  27<U-PERM  >= 0.10000E-04 (BOTH WALLS)
ITEM NO.  52<D-NATURE>=  1.0000     (BOTH WALLS)
ITEM NO.  53<D-LEVEL >=  0.0000     (BOTH WALLS)
ITEM NO.  58<D-COHE  >= 0.80000     WALL NO.        1
ITEM NO.  58<D-COHE  >=  1.0000     WALL NO.        2
ITEM NO.  59<D-FRICT >=  27.450     WALL NO.        1
ITEM NO.  59<D-FRICT >=  33.000     WALL NO.        2
ITEM NO.  60<D-KA    >= 0.36900     WALL NO.        1
ITEM NO.  61<D-KP    >=  3.6950     WALL NO.        1
ITEM NO.  77<D-PERM  >= 0.10000E-04 (BOTH WALLS)


DEFAULT WATER UNIT WEIGHT =  10.000
AVERAGED ON    18 VALUES
```

```
+-----------------------------------------------------------------------------------------------------------------------+
|                   PARATIEPLUS(TM)   NLS ENGINE RELEASE  2018.0    FULL VERSION  *Build date:Nov 13, 2017*              |
|                                                                                                                       |
|                                      NewProject.BaseDesignSection_28.A2M2R1_1213                                      |
|                                  Exe Time : 4 September 2018 18:05:31                                                 |
+-----------------------------------------------------------------------------------------------------------------------+

PHASE DESCRIPTORS


STEP  NO.     1
                                        LEFT WALL    RIGHT WALL
Y                                        0.000       -0.9990E+30
Z-PC                                     0.000         0.000
Z-EXCAVATION                             0.000         0.000
Z-WATER_TABLE                           -18.00       -0.9990E+30
Q_AT_THE_FREE_FIELD_LEVEL                0.000         0.000
ZQ                                       0.000         0.000
DZW_OF_THE_WATER_TABLE                   0.000         0.000
QS_ON_THE_EXCAVATION_SIDE                0.000         0.000
ZQS                                    -0.9990E+30   -0.9990E+30
ZCUT                                     0.000         0.000
BALANCE LEVEL FOR PORE PRESSURES        -11.50        -11.50
WATER_BEHAVIOUR_FLAG (LINING OPT)        0.000         0.000
PORE_UPDATE_FLAG                         0.000         0.000
PORE_TAB. _FLAG (gt.0= use tabs)         0.000         0.000
lateral thrusts reduction elevatio       0.000         0.000
Downhill reduction factor for effe       0.000         0.000
Downhill reduction factor for pore       0.000         0.000
Uphill reduction factor for effect       0.000         0.000
Uphill reduction factor for pore p       0.000         0.000
SEISMIC HORIZONTAL ACCEL. Kh [g]         0.000         0.000
UPHILL VERTICAL ACCEL.  Kv_uh [g]        0.000         0.000
DOWNHILL VERTICAL ACCEL.Kv_dh [g]        0.000         0.000
UPHILL BETA ANGLE (SLOPE) [deg]          0.000         0.000
UPHILL DELTA/PHI RATIO                   0.000         0.000
DOWNHILL BETA ANGLE (SLOPE) [deg]        0.000         0.000
DOWNHILL DELTA/PHI RATIO                 0.000         0.000
DYN.WATER BEHAVIOUR                      0.000         0.000
Excess pore pressure RATIO Ru            0.000         0.000
SEISMIC PRESSURE LOWER VALUE             0.000         0.000
SEISMIC PRESSURE UPPER VALUE             0.000         0.000
SEISMIC PRESSURE LOWER LEVEL             0.000         0.000
SEISMIC PRESSURE UPPER LEVEL             0.000         0.000

=========================================================================================================end of step    1


STEP  NO.     2
                                        LEFT WALL    RIGHT WALL
Y                                        0.000       -0.9990E+30
Z-PC                                     0.000         0.000
Z-EXCAVATION                            -1.000         0.000
Z-WATER_TABLE                           -18.00       -0.9990E+30
Q_AT_THE_FREE_FIELD_LEVEL                0.000         0.000
ZQ                                       0.000         0.000
DZW_OF_THE_WATER_TABLE                   0.000         0.000
QS_ON_THE_EXCAVATION_SIDE                0.000         0.000
ZQS                                    -0.9990E+30   -0.9990E+30
ZCUT                                     0.000         0.000
BALANCE LEVEL FOR PORE PRESSURES        -11.50        -11.50
WATER_BEHAVIOUR_FLAG (LINING OPT)        0.000         0.000
PORE_UPDATE_FLAG                         0.000         0.000
PORE_TAB. _FLAG (gt.0= use tabs)         0.000         0.000
lateral thrusts reduction elevatio       0.000         0.000
Downhill reduction factor for effe       0.000         0.000
Downhill reduction factor for pore       0.000         0.000
Uphill reduction factor for effect       0.000         0.000
Uphill reduction factor for pore p       0.000         0.000
SEISMIC HORIZONTAL ACCEL. Kh [g]         0.000         0.000
UPHILL VERTICAL ACCEL.  Kv_uh [g]        0.000         0.000
```

DOWNHILL VERTICAL ACCEL.Kv_dh [g]	0.000	0.000
UPHILL BETA ANGLE (SLOPE) [deg]	0.000	0.000
UPHILL DELTA/PHI RATIO	0.000	0.000
DOWNHILL BETA ANGLE (SLOPE) [deg]	0.000	0.000
DOWNHILL DELTA/PHI RATIO	0.000	0.000
DYN.WATER BEHAVIOUR	0.000	0.000
Excess pore pressure RATIO Ru	0.000	0.000
SEISMIC PRESSURE LOWER VALUE	0.000	0.000
SEISMIC PRESSURE UPPER VALUE	0.000	0.000
SEISMIC PRESSURE LOWER LEVEL	0.000	0.000
SEISMIC PRESSURE UPPER LEVEL	0.000	0.000

==========end of step 2

STEP NO. 3

	LEFT WALL	RIGHT WALL
Y	0.000	-0.9990E+30
Z-PC	0.000	0.000
Z-EXCAVATION	-1.000	0.000
Z-WATER_TABLE	-18.00	-0.9990E+30
Q_AT_THE_FREE_FIELD_LEVEL	0.000	0.000
ZQ	0.000	0.000
DZW_OF_THE_WATER_TABLE	0.000	0.000
QS_ON_THE_EXCAVATION_SIDE	0.000	0.000
ZQS	-0.9990E+30	-0.9990E+30
ZCUT	0.000	0.000
BALANCE LEVEL FOR PORE PRESSURES	-11.50	-11.50
WATER_BEHAVIOUR_FLAG (LINING OPT)	0.000	0.000
PORE_UPDATE_FLAG	0.000	0.000
PORE_TAB. _FLAG (gt.0= use tabs)	0.000	0.000
lateral thrusts reduction elevatio	0.000	0.000
Downhill reduction factor for effe	0.000	0.000
Downhill reduction factor for pore	0.000	0.000
Uphill reduction factor for effect	0.000	0.000
Uphill reduction factor for pore p	0.000	0.000
SEISMIC HORIZONTAL ACCEL. Kh [g]	0.000	0.000
UPHILL VERTICAL ACCEL. Kv_uh [g]	0.000	0.000
DOWNHILL VERTICAL ACCEL.Kv_dh [g]	0.000	0.000
UPHILL BETA ANGLE (SLOPE) [deg]	0.000	0.000
UPHILL DELTA/PHI RATIO	0.000	0.000
DOWNHILL BETA ANGLE (SLOPE) [deg]	0.000	0.000
DOWNHILL DELTA/PHI RATIO	0.000	0.000
DYN.WATER BEHAVIOUR	0.000	0.000
Excess pore pressure RATIO Ru	0.000	0.000
SEISMIC PRESSURE LOWER VALUE	0.000	0.000
SEISMIC PRESSURE UPPER VALUE	0.000	0.000
SEISMIC PRESSURE LOWER LEVEL	0.000	0.000
SEISMIC PRESSURE UPPER LEVEL	0.000	0.000

==========end of step 3

STEP NO. 4

	LEFT WALL	RIGHT WALL
Y	0.000	-0.9990E+30
Z-PC	0.000	0.000
Z-EXCAVATION	-6.800	0.000
Z-WATER_TABLE	-18.00	-0.9990E+30
Q_AT_THE_FREE_FIELD_LEVEL	0.000	0.000
ZQ	0.000	0.000
DZW_OF_THE_WATER_TABLE	0.000	0.000
QS_ON_THE_EXCAVATION_SIDE	0.000	0.000
ZQS	-0.9990E+30	-0.9990E+30
ZCUT	0.000	0.000
BALANCE LEVEL FOR PORE PRESSURES	-11.50	-11.50
WATER_BEHAVIOUR_FLAG (LINING OPT)	0.000	0.000
PORE_UPDATE_FLAG	0.000	0.000
PORE_TAB. _FLAG (gt.0= use tabs)	0.000	0.000
lateral thrusts reduction elevatio	0.000	0.000
Downhill reduction factor for effe	0.000	0.000
Downhill reduction factor for pore	0.000	0.000
Uphill reduction factor for effect	0.000	0.000
Uphill reduction factor for pore p	0.000	0.000

SEISMIC HORIZONTAL ACCEL. Kh [g]	0.000	0.000
UPHILL VERTICAL ACCEL. Kv_uh [g]	0.000	0.000
DOWNHILL VERTICAL ACCEL.Kv_dh [g]	0.000	0.000
UPHILL BETA ANGLE (SLOPE) [deg]	0.000	0.000
UPHILL DELTA/PHI RATIO	0.000	0.000
DOWNHILL BETA ANGLE (SLOPE) [deg]	0.000	0.000
DOWNHILL DELTA/PHI RATIO	0.000	0.000
DYN.WATER BEHAVIOUR	0.000	0.000
Excess pore pressure RATIO Ru	0.000	0.000
SEISMIC PRESSURE LOWER VALUE	0.000	0.000
SEISMIC PRESSURE UPPER VALUE	0.000	0.000
SEISMIC PRESSURE LOWER LEVEL	0.000	0.000
SEISMIC PRESSURE UPPER LEVEL	0.000	0.000

==========end of step 4

STEP NO. 5

	LEFT WALL	RIGHT WALL
Y	0.000	-0.9990E+30
Z-PC	0.000	0.000
Z-EXCAVATION	-6.300	0.000
Z-WATER_TABLE	-18.00	-0.9990E+30
Q_AT_THE_FREE_FIELD_LEVEL	0.000	0.000
ZQ	0.000	0.000
DZW_OF_THE_WATER_TABLE	0.000	0.000
QS_ON_THE_EXCAVATION_SIDE	0.000	0.000
ZQS	-0.9990E+30	-0.9990E+30
ZCUT	0.000	0.000
BALANCE LEVEL FOR PORE PRESSURES	-11.50	-11.50
WATER_BEHAVIOUR_FLAG (LINING OPT)	0.000	0.000
PORE_UPDATE_FLAG	0.000	0.000
PORE_TAB. _FLAG (gt.0= use tabs)	0.000	0.000
lateral thrusts reduction elevatio	0.000	0.000
Downhill reduction factor for effe	0.000	0.000
Downhill reduction factor for pore	0.000	0.000
Uphill reduction factor for effect	0.000	0.000
Uphill reduction factor for pore p	0.000	0.000
SEISMIC HORIZONTAL ACCEL. Kh [g]	0.000	0.000
UPHILL VERTICAL ACCEL. Kv_uh [g]	0.000	0.000
DOWNHILL VERTICAL ACCEL.Kv_dh [g]	0.000	0.000
UPHILL BETA ANGLE (SLOPE) [deg]	0.000	0.000
UPHILL DELTA/PHI RATIO	0.000	0.000
DOWNHILL BETA ANGLE (SLOPE) [deg]	0.000	0.000
DOWNHILL DELTA/PHI RATIO	0.000	0.000
DYN.WATER BEHAVIOUR	0.000	0.000
Excess pore pressure RATIO Ru	0.000	0.000
SEISMIC PRESSURE LOWER VALUE	0.000	0.000
SEISMIC PRESSURE UPPER VALUE	0.000	0.000
SEISMIC PRESSURE LOWER LEVEL	0.000	0.000
SEISMIC PRESSURE UPPER LEVEL	0.000	0.000

==========end of step 5

STEP NO. 6

	LEFT WALL	RIGHT WALL
Y	0.000	-0.9990E+30
Z-PC	0.000	0.000
Z-EXCAVATION	-6.300	0.000
Z-WATER_TABLE	-18.00	-0.9990E+30
Q_AT_THE_FREE_FIELD_LEVEL	0.000	0.000
ZQ	0.000	0.000
DZW_OF_THE_WATER_TABLE	0.000	0.000
QS_ON_THE_EXCAVATION_SIDE	0.000	0.000
ZQS	-0.9990E+30	-0.9990E+30
ZCUT	0.000	0.000
BALANCE LEVEL FOR PORE PRESSURES	-11.50	-11.50
WATER_BEHAVIOUR_FLAG (LINING OPT)	0.000	0.000
PORE_UPDATE_FLAG	0.000	0.000
PORE_TAB. _FLAG (gt.0= use tabs)	0.000	0.000
lateral thrusts reduction elevatio	0.000	0.000
Downhill reduction factor for effe	0.000	0.000
Downhill reduction factor for pore	0.000	0.000

```
Uphill reduction factor for effect      0.000         0.000
Uphill reduction factor for pore p      0.000         0.000
SEISMIC HORIZONTAL ACCEL. Kh [g]        0.000         0.000
UPHILL VERTICAL ACCEL.  Kv_uh [g]       0.000         0.000
DOWNHILL VERTICAL ACCEL.Kv_dh [g]       0.000         0.000
UPHILL BETA ANGLE (SLOPE) [deg]         0.000         0.000
UPHILL DELTA/PHI RATIO                  0.000         0.000
DOWNHILL BETA ANGLE (SLOPE) [deg]       0.000         0.000
DOWNHILL DELTA/PHI RATIO                0.000         0.000
DYN.WATER BEHAVIOUR                     0.000         0.000
Excess pore pressure RATIO Ru           0.000         0.000
SEISMIC PRESSURE LOWER VALUE            0.000         0.000
SEISMIC PRESSURE UPPER VALUE            0.000         0.000
SEISMIC PRESSURE LOWER LEVEL            0.000         0.000
SEISMIC PRESSURE UPPER LEVEL            0.000         0.000

================================================================================================================end of step    6


 LEFT-HAND WALL

 LOWER  LEVEL         -11.50000
 UPPER  LEVEL           0.00000

 RIGHT-HAND WALL

 LOWER  LEVEL         -11.50000
 UPPER  LEVEL           0.00000
```

```
+-----------------------------------------------------------------------------------------------------------------------+
|                  PARATIEPLUS(TM)   NLS ENGINE RELEASE  2018.0    FULL VERSION  *Build date:Nov 13, 2017*             |
|                                                                                                                       |
|                                    NewProject.BaseDesignSection_28.A2M2R1_1213                                        |
|                                  Exe Time : 4 September 2018 18:05:31                                                 |
+-----------------------------------------------------------------------------------------------------------------------+
 I N I T I A L   S T R E S S   T A B L E S

            S E C T I O N

 NUMBER OF DEFINED TABLES             2


INPUT DATA FOR INITIAL STRESS SET NO.    1
PERTAINING SOIL ELEMENTS AT Y-COORD    0.0000

ACTIVATION TIME                              1.0000
END TIME (TIME BEYOND WHICH IT IS REMOVED)   6.0000

TYPE BOUSSINESQ

 HORIZONTAL DISTANCE (DY)           1.00000000000000
 FOUNDATION WIDTH    (B)            5.00000000000000
 ZETA-F.....                   0.000000000000000E+000
 Q-F .....                      26.0000000000000
 BETA .....                     45.0000000000000
 BEHAVIOUR (0=FREE, 1=REFLECTING)  0.000000000000000E+000


INPUT DATA FOR INITIAL STRESS SET NO.    2
PERTAINING SOIL ELEMENTS AT Y-COORD    0.0000

ACTIVATION TIME                              1.0000
END TIME (TIME BEYOND WHICH IT IS REMOVED)   6.0000

TYPE BOUSSINESQ

 HORIZONTAL DISTANCE (DY)           12.0000000000000
 FOUNDATION WIDTH    (B)            18.0000000000000
 ZETA-F.....                    2.70000000000000
 Q-F .....                      26.0000000000000
 BETA .....                     45.0000000000000
 BEHAVIOUR (0=FREE, 1=REFLECTING)  0.000000000000000E+000


 ELEMENT GROUPS BACKUP AREA CAN STAY IN CORE AT
 POSITION        5195

 NO. OF D.P.W  FOR THIS AREA       7030
 MAX NO. OF D.P.W. AVAILABLE      81920
 ** MAX NO OF ITERATIONS SET TO          40

ITER     0 RNORM = 0.000     RMNORM= 0.000
           RINORM=0.1571E+05 RIMNOR= 0.000
           RENORM=0.1578E-28 REMNOR= 0.000     RATIO =0.3169E-16 TOLER =0.1000E-03      CONVERGED !
           RFMAX = 18.93     RMMAX = 0.000
           RTSMAL=0.1000E-03 RMSMAL= 0.000
           RDT   =0.1571E+05 RDR   = 0.000
           RATIOT=0.3169E-16 RATIOR= 0.000
           MAX UN=0.1776E-14 IEQ=    77 NODE     39 DOF   1  Y-DISPL.F
           MIN UN=-.1776E-14 IEQ=    41 NODE     21 DOF   1  Y-DISPL.F
           NO. OF CONTACT CONSTRAINT VIOLATIONS     0


ITER     1 RNORM = 0.000     RMNORM= 0.000
           RINORM=0.1571E+05 RIMNOR= 0.000
           RENORM=0.1251E-30 REMNOR=0.1376E-53 RATIO =0.2822E-17 TOLER =0.1000E-03      CONVERGED !
           RFMAX = 18.93     RMMAX = 0.000
           RTSMAL=0.1000E-03 RMSMAL= 0.000
           RDT   =0.1571E+05 RDR   = 0.000
           RATIOT=0.2822E-17 RATIOR= 0.000
```

```
  MAX UN=0.8141E-16 IEQ=    83 NODE     42 DOF   1  Y-DISPL.F
  MIN UN=-.1046E-16 IEQ=     3 NODE      2 DOF   1  Y-DISPL.F
  NO. OF CONTACT CONSTRAINT VIOLATIONS     0


ITER     2 RNORM = 0.000     RMNORM= 0.000
  RINORM=0.1571E+05 RIMNOR= 0.000
  RENORM=0.1080E-30 REMNOR=0.3368E-53 RATIO =0.2623E-17 TOLER =0.1000E-03      CONVERGED !
  RFMAX = 18.93     RMMAX = 0.000
  RTSMAL=0.1000E-03 RMSMAL= 0.000
  RDT   =0.1571E+05 RDR   = 0.000
  RATIOT=0.2623E-17 RATIOR= 0.000
  MAX UN=0.6913E-16 IEQ=   113 NODE     57 DOF   1  Y-DISPL.F
  MIN UN=-.1504E-16 IEQ=     3 NODE      2 DOF   1  Y-DISPL.F
  NO. OF CONTACT CONSTRAINT VIOLATIONS     0
```

```
+-------------------------------------------------------------------------------------------------------------------------+
|                   PARATIEPLUS(TM)   NLS ENGINE RELEASE  2018.0    FULL VERSION  *Build date:Nov 13, 2017*              |
|                                                                                                                         |
|                                     NewProject.BaseDesignSection_28.A2M2R1_1213                                         |
|                                  Exe Time : 4 September 2018 18:05:31                                                   |
+-------------------------------------------------------------------------------------------------------------------------+
New Project
SOLUTION REACHED USING     2 ITERATIONS ON   40

P R I N T   O U T   F O R   T I M E   S T E P    1     ( AT TIME   1.000     )

PRINT OUT OF ACTIVE COMPONENTS (FIXED NODES ARE NOT PRINTED OUT)

          Y-DISPL.F        X-ROT. F
           (02)             (04)            (


ALL NODAL POINTS HAVE ZERO DISPLACEMENT COMPONENTS
```

```
+-------------------------------------------------------------------------------------------------------------------------------+
|                   PARATIEPLUS(TM)   NLS ENGINE RELEASE  2018.0    FULL VERSION  *Build date:Nov 13, 2017*                    |
|                                                                                                                               |
|                                    NewProject.BaseDesignSection_28.A2M2R1_1213                                                |
|                                  Exe Time : 4 September 2018 18:05:31                                                         |
+-------------------------------------------------------------------------------------------------------------------------------+
New Project


S T R E S S   R E S U L T S   F O R   G R O U P   N O.   1

0_L                                                              :
ELEMENT TYPE    5 NO.OF ELEMENTS. IN THIS GROUP   59
C U R R E N T   T I M E   I S      1.0000

 HARDENING 2D SOIL ELEMENT

 ****** TOTAL STRESS FORMULATION *****

  EL *   FORCE     DISPL-Y  VERTICAL-P  HORIZON.-P     MAX-V-P     MAX-H-P           STATE   STIFFNESS Z-LEVEL      PORE
E FACTOR    UFACTOR       Peq           Su_a         Su_p     LAYER
 ------------------------------------------------------------------------------------------------------------------------------
-------------------------------------------------------------------------------------------
   1 D  0.2122      2.4182E-21  5.5242E-02   2.122      5.5242E-02   2.122            V-C  3.0587E+04   0.000       0.000
1.000       1.000       2.122       0.000       0.000     DI1_164_167_L_0
   2 D   1.307      2.2921E-21   3.310       6.536       3.310       6.536            V-C  3.0587E+04 -0.2000       0.000
1.000       1.000       6.536       0.000       0.000     DI1_164_167_L_0
   3 D   2.100      2.1659E-21   6.776       10.50       6.776       10.50            V-C  3.0587E+04 -0.4000       0.000
1.000       1.000       10.50       0.000       0.000     DI1_164_167_L_0
   4 D   2.762      2.0396E-21   10.51       13.81       10.51       13.81            V-C  3.0587E+04 -0.6000       0.000
1.000       1.000       13.81       0.000       0.000     DI1_164_167_L_0
   5 D   3.300      1.9131E-21   14.45       16.50       14.45       16.50            V-C  3.0587E+04 -0.8000       0.000
1.000       1.000       16.50       0.000       0.000     DI1_164_167_L_0
   6 D   3.743      1.7862E-21   18.47       18.71       18.47       18.71            V-C  3.0587E+04  -1.000       0.000
1.000       1.000       18.71       0.000       0.000     DI1_164_167_L_0
   7 D   4.120      1.6587E-21   22.49       20.60       22.49       20.60            V-C  3.0587E+04  -1.200       0.000
1.000       1.000       20.60       0.000       0.000     DI1_164_167_L_0
   8 D   4.455      1.5304E-21   26.55       22.28       26.55       22.28            V-C  3.0587E+04  -1.400       0.000
1.000       1.000       22.28       0.000       0.000     DI1_164_167_L_0
   9 D   4.763      1.4010E-21   31.16       23.81       31.16       23.81            V-C  3.0587E+04  -1.600       0.000
1.000       1.000       23.81       0.000       0.000     DI1_164_167_L_0
  10 D   5.054      1.2703E-21   35.51       25.27       35.51       25.27            V-C  3.0587E+04  -1.800       0.000
1.000       1.000       25.27       0.000       0.000     DI1_164_167_L_0
  11 D   5.335      1.1378E-21   39.68       26.68       39.68       26.68            V-C  3.0587E+04  -2.000       0.000
1.000       1.000       26.68       0.000       0.000     DI1_164_167_L_0
  12 D   5.610      1.0033E-21   43.71       28.05       43.71       28.05            V-C  3.0587E+04  -2.200       0.000
1.000       1.000       28.05       0.000       0.000     DI1_164_167_L_0
  13 D   5.882      8.6634E-22   47.63       29.41       47.63       29.41            V-C  3.0587E+04  -2.400       0.000
1.000       1.000       29.41       0.000       0.000     DI1_164_167_L_0
  14 D   6.153      7.2666E-22   51.46       30.77       51.46       30.77            V-C  3.0587E+04  -2.600       0.000
1.000       1.000       30.77       0.000       0.000     DI1_164_167_L_0
  15 D   6.424      5.8384E-22   55.22       32.12       55.22       32.12            V-C  3.0587E+04  -2.800       0.000
1.000       1.000       32.12       0.000       0.000     DI1_164_167_L_0
  16 D   6.696      4.3749E-22   58.91       33.48       58.91       33.48            V-C  3.0587E+04  -3.000       0.000
1.000       1.000       33.48       0.000       0.000     DI1_164_167_L_0
  17 D   6.969      2.8723E-22   62.76       34.84       62.76       34.84            V-C  3.0587E+04  -3.200       0.000
1.000       1.000       34.84       0.000       0.000     DI1_164_167_L_0
  18 D   7.243      1.3267E-22   66.36       36.22       66.36       36.22            V-C  3.0587E+04  -3.400       0.000
1.000       1.000       36.22       0.000       0.000     DI1_164_167_L_0
  19 D   7.520     -2.6570E-23   69.92       37.60       69.92       37.60            V-C  3.0587E+04  -3.600       0.000
1.000       1.000       37.60       0.000       0.000     DI1_164_167_L_0
  20 D   7.798     -1.9183E-22   73.46       38.99       73.46       38.99            V-C  3.0587E+04  -3.800       0.000
1.000       1.000       38.99       0.000       0.000     DI1_164_167_L_0
  21 D   8.078     -3.6826E-22   76.81       40.39       76.81       40.39            V-C  3.0587E+04  -4.000       0.000
1.000       1.000       40.39       0.000       0.000     DI1_164_167_L_0
  22 D   8.361     -5.6103E-22   80.30       41.80       80.30       41.80            V-C  3.0587E+04  -4.200       0.000
1.000       1.000       41.80       0.000       0.000     DI1_164_167_L_0
  23 D   8.645     -7.7141E-22   83.78       43.23       83.78       43.23            V-C  3.0587E+04  -4.400       0.000
1.000       1.000       43.23       0.000       0.000     DI1_164_167_L_0
  24 D   8.932     -9.9971E-22   87.24       44.66       87.24       44.66            V-C  3.0587E+04  -4.600       0.000
1.000       1.000       44.66       0.000       0.000     DI1_164_167_L_0
```

25 D	9.220	-1.2462E-21	90.68	46.10	90.68	46.10	V-C	3.0587E+04	-4.800	0.000		
1.000	1.000	46.10	0.000	0.000	DI1_164_167_L_0							
26 D	9.510	-1.5111E-21	94.11	47.55	94.11	47.55	V-C	7.3011E+04	-5.000	0.000		
1.000	1.000	47.55	0.000	0.000	DI2_165_168_L_0							
27 D	9.801	-1.7947E-21	97.53	49.01	97.53	49.01	V-C	7.3011E+04	-5.200	0.000		
1.000	1.000	49.01	0.000	0.000	DI2_165_168_L_0							
28 D	10.09	-2.0970E-21	100.9	50.47	100.9	50.47	V-C	7.3011E+04	-5.400	0.000		
1.000	1.000	50.47	0.000	0.000	DI2_165_168_L_0							
29 D	10.39	-2.4171E-21	104.3	51.95	104.3	51.95	V-C	7.3011E+04	-5.600	0.000		
1.000	1.000	51.95	0.000	0.000	DI2_165_168_L_0							
30 D	10.69	-2.7502E-21	107.7	53.43	107.7	53.43	V-C	7.3011E+04	-5.800	0.000		
1.000	1.000	53.43	0.000	0.000	DI2_165_168_L_0							
31 D	10.98	-3.0902E-21	111.1	54.91	111.1	54.91	V-C	7.3011E+04	-6.000	0.000		
1.000	1.000	54.91	0.000	0.000	DI2_165_168_L_0							
32 D	11.28	-3.4312E-21	114.1	56.40	114.1	56.40	V-C	7.3011E+04	-6.200	0.000		
1.000	1.000	56.40	0.000	0.000	DI2_165_168_L_0							
33 D	11.58	-3.7668E-21	117.0	57.90	117.0	57.90	V-C	7.3011E+04	-6.400	0.000		
1.000	1.000	57.90	0.000	0.000	DI2_165_168_L_0							
34 D	11.88	-4.0907E-21	120.0	59.40	120.0	59.40	V-C	7.3011E+04	-6.600	0.000		
1.000	1.000	59.40	0.000	0.000	DI2_165_168_L_0							
35 D	12.18	-4.3964E-21	123.0	60.91	123.0	60.91	V-C	7.3011E+04	-6.800	0.000		
1.000	1.000	60.91	0.000	0.000	DI2_165_168_L_0							
36 D	12.48	-4.6774E-21	126.0	62.42	126.0	62.42	V-C	7.3011E+04	-7.000	0.000		
1.000	1.000	62.42	0.000	0.000	DI2_165_168_L_0							
37 D	12.79	-4.9267E-21	129.0	63.94	129.0	63.94	V-C	7.3011E+04	-7.200	0.000		
1.000	1.000	63.94	0.000	0.000	DI2_165_168_L_0							
38 D	13.09	-5.1385E-21	132.0	65.45	132.0	65.45	V-C	7.3011E+04	-7.400	0.000		
1.000	1.000	65.45	0.000	0.000	DI2_165_168_L_0							
39 D	13.40	-5.3102E-21	135.1	66.98	135.1	66.98	V-C	7.3011E+04	-7.600	0.000		
1.000	1.000	66.98	0.000	0.000	DI2_165_168_L_0							
40 D	13.70	-5.4415E-21	138.1	68.50	138.1	68.50	V-C	7.3011E+04	-7.800	0.000		
1.000	1.000	68.50	0.000	0.000	DI2_165_168_L_0							
41 D	14.01	-5.5352E-21	141.2	70.03	141.2	70.03	V-C	7.3011E+04	-8.000	0.000		
1.000	1.000	70.03	0.000	0.000	DI2_165_168_L_0							
42 D	14.31	-5.5954E-21	144.2	71.56	144.2	71.56	V-C	7.3011E+04	-8.200	0.000		
1.000	1.000	71.56	0.000	0.000	DI2_165_168_L_0							
43 D	14.62	-5.6255E-21	147.3	73.09	147.3	73.09	V-C	7.3011E+04	-8.400	0.000		
1.000	1.000	73.09	0.000	0.000	DI2_165_168_L_0							
44 D	14.92	-5.6292E-21	150.3	74.62	150.3	74.62	V-C	7.3011E+04	-8.600	0.000		
1.000	1.000	74.62	0.000	0.000	DI2_165_168_L_0							
45 D	15.23	-5.6095E-21	153.4	76.16	153.4	76.16	V-C	7.3011E+04	-8.800	0.000		
1.000	1.000	76.16	0.000	0.000	DI2_165_168_L_0							
46 D	15.54	-5.5697E-21	156.5	77.69	156.5	77.69	V-C	7.3011E+04	-9.000	0.000		
1.000	1.000	77.69	0.000	0.000	DI2_165_168_L_0							
47 D	15.85	-5.5125E-21	159.6	79.23	159.6	79.23	V-C	7.3011E+04	-9.200	0.000		
1.000	1.000	79.23	0.000	0.000	DI2_165_168_L_0							
48 D	16.15	-5.4406E-21	162.7	80.77	162.7	80.77	V-C	7.3011E+04	-9.400	0.000		
1.000	1.000	80.77	0.000	0.000	DI2_165_168_L_0							
49 D	16.46	-5.3564E-21	165.8	82.31	165.8	82.31	V-C	7.3011E+04	-9.600	0.000		
1.000	1.000	82.31	0.000	0.000	DI2_165_168_L_0							
50 D	16.77	-5.2621E-21	168.9	83.85	168.9	83.85	V-C	7.3011E+04	-9.800	0.000		
1.000	1.000	83.85	0.000	0.000	DI2_165_168_L_0							
51 D	17.08	-5.1596E-21	172.0	85.40	172.0	85.40	V-C	7.3011E+04	-10.00	0.000		
1.000	1.000	85.40	0.000	0.000	DI2_165_168_L_0							
52 D	17.39	-5.0509E-21	175.1	86.94	175.1	86.94	V-C	7.3011E+04	-10.20	0.000		
1.000	1.000	86.94	0.000	0.000	DI2_165_168_L_0							
53 D	17.70	-4.9374E-21	178.2	88.49	178.2	88.49	V-C	7.3011E+04	-10.40	0.000		
1.000	1.000	88.49	0.000	0.000	DI2_165_168_L_0							
54 D	18.01	-4.8205E-21	181.3	90.03	181.3	90.03	V-C	7.3011E+04	-10.60	0.000		
1.000	1.000	90.03	0.000	0.000	DI2_165_168_L_0							
55 D	18.32	-4.7012E-21	184.4	91.58	184.4	91.58	V-C	7.3011E+04	-10.80	0.000		
1.000	1.000	91.58	0.000	0.000	DI2_165_168_L_0							
56 D	18.63	-4.5806E-21	187.6	93.13	187.6	93.13	V-C	7.3011E+04	-11.00	0.000		
1.000	1.000	93.13	0.000	0.000	DI2_165_168_L_0							
57 D	18.93	-4.4592E-21	190.7	94.67	190.7	94.67	V-C	7.3011E+04	-11.20	0.000		
1.000	1.000	94.67	0.000	0.000	DI2_165_168_L_0							
58 D	14.43	-4.3375E-21	193.8	96.22	193.8	96.22	V-C	7.3011E+04	-11.40	0.000		
1.000	1.000	96.22	0.000	0.000	DI2_165_168_L_0							
59 D	4.850	-4.2766E-21	195.4	97.00	195.4	97.00	V-C	7.3011E+04	-11.50	0.000		
1.000	1.000	97.00	0.000	0.000	DI2_165_168_L_0							

```
+-------------------------------------------------------------------------------------------------------------------------------+
|                   PARATIEPLUS(TM)   NLS ENGINE RELEASE  2018.0    FULL VERSION  *Build date:Nov 13, 2017*                    |
|                                                                                                                               |
|                                     NewProject.BaseDesignSection_28.A2M2R1_1213                                               |
|                                  Exe Time : 4 September 2018 18:05:31                                                         |
+-------------------------------------------------------------------------------------------------------------------------------+
New Project


S T R E S S   R E S U L T S   F O R   G R O U P   N O.   2

0_R                                                          :
ELEMENT TYPE    5 NO.OF ELEMENTS. IN THIS GROUP   59
C U R R E N T   T I M E   I S      1.0000

 HARDENING 2D SOIL ELEMENT

 ****** TOTAL STRESS FORMULATION *****

  EL *   FORCE     DISPL-Y  VERTICAL-P  HORIZON.-P     MAX-V-P     MAX-H-P          STATE   STIFFNESS Z-LEVEL      PORE
E FACTOR    UFACTOR       Peq          Su_a        Su_p     LAYER
 ------------------------------------------------------------------------------------------------------------------------------
-------------------------------------------------------------------------------------------
   1 D  0.2122     -2.4182E-21   0.000       2.122       0.000       2.122            V-C  2.5030E+04   0.000       0.000
1.000       1.000       2.122       0.000       0.000     DI1_164_167_L_0
   2 D   1.307     -2.2921E-21   3.200       6.536       3.200       6.536            V-C  2.5030E+04 -0.2000       0.000
1.000       1.000       6.536       0.000       0.000     DI1_164_167_L_0
   3 D   2.100     -2.1659E-21   6.400       10.50       6.400       10.50            V-C  2.5030E+04 -0.4000       0.000
1.000       1.000       10.50       0.000       0.000     DI1_164_167_L_0
   4 D   2.762     -2.0396E-21   9.600       13.81       9.600       13.81            V-C  2.5030E+04 -0.6000       0.000
1.000       1.000       13.81       0.000       0.000     DI1_164_167_L_0
   5 D   3.300     -1.9131E-21   12.80       16.50       12.80       16.50            V-C  2.5030E+04 -0.8000       0.000
1.000       1.000       16.50       0.000       0.000     DI1_164_167_L_0
   6 D   3.743     -1.7862E-21   16.00       18.71       16.00       18.71            V-C  2.5030E+04  -1.000       0.000
1.000       1.000       18.71       0.000       0.000     DI1_164_167_L_0
   7 D   4.120     -1.6587E-21   19.20       20.60       19.20       20.60            V-C  2.5030E+04  -1.200       0.000
1.000       1.000       20.60       0.000       0.000     DI1_164_167_L_0
   8 D   4.455     -1.5304E-21   22.40       22.28       22.40       22.28            V-C  2.5030E+04  -1.400       0.000
1.000       1.000       22.28       0.000       0.000     DI1_164_167_L_0
   9 D   4.763     -1.4010E-21   25.60       23.81       25.60       23.81            V-C  2.5030E+04  -1.600       0.000
1.000       1.000       23.81       0.000       0.000     DI1_164_167_L_0
  10 D   5.054     -1.2703E-21   28.80       25.27       28.80       25.27            V-C  2.5030E+04  -1.800       0.000
1.000       1.000       25.27       0.000       0.000     DI1_164_167_L_0
  11 D   5.335     -1.1378E-21   32.00       26.68       32.00       26.68            V-C  2.5030E+04  -2.000       0.000
1.000       1.000       26.68       0.000       0.000     DI1_164_167_L_0
  12 D   5.610     -1.0033E-21   35.20       28.05       35.20       28.05            V-C  2.5030E+04  -2.200       0.000
1.000       1.000       28.05       0.000       0.000     DI1_164_167_L_0
  13 D   5.882     -8.6634E-22   38.40       29.41       38.40       29.41            V-C  2.5030E+04  -2.400       0.000
1.000       1.000       29.41       0.000       0.000     DI1_164_167_L_0
  14 D   6.153     -7.2666E-22   41.60       30.77       41.60       30.77            V-C  2.5030E+04  -2.600       0.000
1.000       1.000       30.77       0.000       0.000     DI1_164_167_L_0
  15 D   6.424     -5.8384E-22   44.80       32.12       44.80       32.12            V-C  2.5030E+04  -2.800       0.000
1.000       1.000       32.12       0.000       0.000     DI1_164_167_L_0
  16 D   6.696     -4.3749E-22   48.00       33.48       48.00       33.48            V-C  2.5030E+04  -3.000       0.000
1.000       1.000       33.48       0.000       0.000     DI1_164_167_L_0
  17 D   6.969     -2.8723E-22   51.20       34.84       51.20       34.84            V-C  2.5030E+04  -3.200       0.000
1.000       1.000       34.84       0.000       0.000     DI1_164_167_L_0
  18 D   7.243     -1.3267E-22   54.40       36.22       54.40       36.22            V-C  2.5030E+04  -3.400       0.000
1.000       1.000       36.22       0.000       0.000     DI1_164_167_L_0
  19 D   7.520      2.6570E-23   57.60       37.60       57.60       37.60            V-C  2.5030E+04  -3.600       0.000
1.000       1.000       37.60       0.000       0.000     DI1_164_167_L_0
  20 D   7.798      1.9183E-22   60.80       38.99       60.80       38.99            V-C  2.5030E+04  -3.800       0.000
1.000       1.000       38.99       0.000       0.000     DI1_164_167_L_0
  21 D   8.078      3.6826E-22   64.00       40.39       64.00       40.39            V-C  2.5030E+04  -4.000       0.000
1.000       1.000       40.39       0.000       0.000     DI1_164_167_L_0
  22 D   8.361      5.6103E-22   67.20       41.80       67.20       41.80            V-C  2.5030E+04  -4.200       0.000
1.000       1.000       41.80       0.000       0.000     DI1_164_167_L_0
  23 D   8.645      7.7141E-22   70.40       43.23       70.40       43.23            V-C  2.5030E+04  -4.400       0.000
1.000       1.000       43.23       0.000       0.000     DI1_164_167_L_0
  24 D   8.932      9.9971E-22   73.60       44.66       73.60       44.66            V-C  2.5030E+04  -4.600       0.000
1.000       1.000       44.66       0.000       0.000     DI1_164_167_L_0
```

25 D	9.220	1.2462E-21	76.80	46.10	76.80	46.10	V-C	2.5030E+04	-4.800	0.000	1.000	1.000
46.10	0.000	0.000	DI1_164_167_L_0									
26 D	9.510	1.5111E-21	80.00	47.55	80.00	47.55	V-C	5.3875E+04	-5.000	0.000	1.000	1.000
47.55	0.000	0.000	DI2_165_168_L_0									
27 D	9.801	1.7947E-21	83.20	49.01	83.20	49.01	V-C	5.3875E+04	-5.200	0.000	1.000	1.000
49.01	0.000	0.000	DI2_165_168_L_0									
28 D	10.09	2.0970E-21	86.40	50.47	86.40	50.47	V-C	5.3875E+04	-5.400	0.000	1.000	1.000
50.47	0.000	0.000	DI2_165_168_L_0									
29 D	10.39	2.4171E-21	89.60	51.95	89.60	51.95	V-C	5.3875E+04	-5.600	0.000	1.000	1.000
51.95	0.000	0.000	DI2_165_168_L_0									
30 D	10.69	2.7502E-21	92.80	53.43	92.80	53.43	V-C	5.3875E+04	-5.800	0.000	1.000	1.000
53.43	0.000	0.000	DI2_165_168_L_0									
31 D	10.98	3.0902E-21	96.00	54.91	96.00	54.91	V-C	5.3875E+04	-6.000	0.000	1.000	1.000
54.91	0.000	0.000	DI2_165_168_L_0									
32 D	11.28	3.4312E-21	99.20	56.40	99.20	56.40	V-C	5.3875E+04	-6.200	0.000	1.000	1.000
56.40	0.000	0.000	DI2_165_168_L_0									
33 D	11.58	3.7668E-21	102.4	57.90	102.4	57.90	V-C	5.3875E+04	-6.400	0.000	1.000	1.000
57.90	0.000	0.000	DI2_165_168_L_0									
34 D	11.88	4.0907E-21	105.6	59.40	105.6	59.40	V-C	5.3875E+04	-6.600	0.000	1.000	1.000
59.40	0.000	0.000	DI2_165_168_L_0									
35 D	12.18	4.3964E-21	108.8	60.91	108.8	60.91	V-C	5.3875E+04	-6.800	0.000	1.000	1.000
60.91	0.000	0.000	DI2_165_168_L_0									
36 D	12.48	4.6774E-21	112.0	62.42	112.0	62.42	V-C	5.3875E+04	-7.000	0.000	1.000	1.000
62.42	0.000	0.000	DI2_165_168_L_0									
37 D	12.79	4.9267E-21	115.2	63.94	115.2	63.94	V-C	5.3875E+04	-7.200	0.000	1.000	1.000
63.94	0.000	0.000	DI2_165_168_L_0									
38 D	13.09	5.1385E-21	118.4	65.45	118.4	65.45	V-C	5.3875E+04	-7.400	0.000	1.000	1.000
65.45	0.000	0.000	DI2_165_168_L_0									
39 D	13.40	5.3102E-21	121.6	66.98	121.6	66.98	V-C	5.3875E+04	-7.600	0.000	1.000	1.000
66.98	0.000	0.000	DI2_165_168_L_0									
40 D	13.70	5.4415E-21	124.8	68.50	124.8	68.50	V-C	5.3875E+04	-7.800	0.000	1.000	1.000
68.50	0.000	0.000	DI2_165_168_L_0									
41 D	14.01	5.5352E-21	128.0	70.03	128.0	70.03	V-C	5.3875E+04	-8.000	0.000	1.000	1.000
70.03	0.000	0.000	DI2_165_168_L_0									
42 D	14.31	5.5954E-21	131.2	71.56	131.2	71.56	V-C	5.3875E+04	-8.200	0.000	1.000	1.000
71.56	0.000	0.000	DI2_165_168_L_0									
43 D	14.62	5.6255E-21	134.4	73.09	134.4	73.09	V-C	5.3875E+04	-8.400	0.000	1.000	1.000
73.09	0.000	0.000	DI2_165_168_L_0									
44 D	14.92	5.6292E-21	137.6	74.62	137.6	74.62	V-C	5.3875E+04	-8.600	0.000	1.000	1.000
74.62	0.000	0.000	DI2_165_168_L_0									
45 D	15.23	5.6095E-21	140.8	76.16	140.8	76.16	V-C	5.3875E+04	-8.800	0.000	1.000	1.000
76.16	0.000	0.000	DI2_165_168_L_0									
46 D	15.54	5.5697E-21	144.0	77.69	144.0	77.69	V-C	5.3875E+04	-9.000	0.000	1.000	1.000
77.69	0.000	0.000	DI2_165_168_L_0									
47 D	15.85	5.5125E-21	147.2	79.23	147.2	79.23	V-C	5.3875E+04	-9.200	0.000	1.000	1.000
79.23	0.000	0.000	DI2_165_168_L_0									
48 D	16.15	5.4406E-21	150.4	80.77	150.4	80.77	V-C	5.3875E+04	-9.400	0.000	1.000	1.000
80.77	0.000	0.000	DI2_165_168_L_0									
49 D	16.46	5.3564E-21	153.6	82.31	153.6	82.31	V-C	5.3875E+04	-9.600	0.000	1.000	1.000
82.31	0.000	0.000	DI2_165_168_L_0									
50 D	16.77	5.2621E-21	156.8	83.85	156.8	83.85	V-C	5.3875E+04	-9.800	0.000	1.000	1.000
83.85	0.000	0.000	DI2_165_168_L_0									
51 D	17.08	5.1596E-21	160.0	85.40	160.0	85.40	V-C	5.3875E+04	-10.00	0.000	1.000	1.000
85.40	0.000	0.000	DI2_165_168_L_0									
52 D	17.39	5.0509E-21	163.2	86.94	163.2	86.94	V-C	5.3875E+04	-10.20	0.000	1.000	1.000
86.94	0.000	0.000	DI2_165_168_L_0									
53 D	17.70	4.9374E-21	166.4	88.49	166.4	88.49	V-C	5.3875E+04	-10.40	0.000	1.000	1.000
88.49	0.000	0.000	DI2_165_168_L_0									
54 D	18.01	4.8205E-21	169.6	90.03	169.6	90.03	V-C	5.3875E+04	-10.60	0.000	1.000	1.000
90.03	0.000	0.000	DI2_165_168_L_0									
55 D	18.32	4.7012E-21	172.8	91.58	172.8	91.58	V-C	5.3875E+04	-10.80	0.000	1.000	1.000
91.58	0.000	0.000	DI2_165_168_L_0									
56 D	18.63	4.5806E-21	176.0	93.13	176.0	93.13	V-C	5.3875E+04	-11.00	0.000	1.000	1.000
93.13	0.000	0.000	DI2_165_168_L_0									
57 D	18.93	4.4592E-21	179.2	94.67	179.2	94.67	V-C	5.3875E+04	-11.20	0.000	1.000	1.000
94.67	0.000	0.000	DI2_165_168_L_0									
58 D	14.43	4.3375E-21	182.4	96.22	182.4	96.22	V-C	5.3875E+04	-11.40	0.000	1.000	1.000
96.22	0.000	0.000	DI2_165_168_L_0									
59 D	4.850	4.2766E-21	184.0	97.00	184.0	97.00	V-C	5.3875E+04	-11.50	0.000	1.000	1.000
97.00	0.000	0.000	DI2_165_168_L_0									

```
+-------------------------------------------------------------------------------------------------------------------------+
|                   PARATIEPLUS(TM)   NLS ENGINE RELEASE  2018.0    FULL VERSION  *Build date:Nov 13, 2017*              |
|                                                                                                                         |
|                                      NewProject.BaseDesignSection_28.A2M2R1_1213                                        |
|                                    Exe Time : 4 September 2018 18:05:31                                                 |
+-------------------------------------------------------------------------------------------------------------------------+
New Project


S T R E S S   R E S U L T S   F O R   G R O U P   N O.   3

WallElement_33                                                :
ELEMENT TYPE    2 NO.OF ELEMENTS. IN THIS GROUP   58
C U R R E N T   T I M E   I S     1.0000

 WALL2D ELEMENT

   EL      TA          TB          MA          MB
-------------------------------------------------------
    1 8.06058E-18-8.06058E-18 2.52435E-29 1.61212E-18
    2 2.31000E-17-2.31000E-17-1.61212E-18 6.23212E-18
    3 3.70576E-17-3.70576E-17-6.23212E-18 1.36436E-17
    4 4.99329E-17-4.99329E-17-1.36436E-17 2.36302E-17
    5 6.17253E-17-6.17253E-17-2.36302E-17 3.59753E-17
    6 7.24333E-17-7.24333E-17-3.59753E-17 5.04619E-17
    7 8.20551E-17-8.20551E-17-5.04619E-17 6.68730E-17
    8 9.05883E-17-9.05883E-17-6.68730E-17 8.49906E-17
    9 9.80296E-17-9.80296E-17-8.49906E-17 1.04597E-16
   10 1.04375E-16-1.04375E-16-1.04597E-16 1.25472E-16
   11 1.09620E-16-1.09620E-16-1.25472E-16 1.47396E-16
   12 1.13760E-16-1.13760E-16-1.47396E-16 1.70148E-16
   13 1.16789E-16-1.16789E-16-1.70148E-16 1.93505E-16
   14 1.18701E-16-1.18701E-16-1.93505E-16 2.17246E-16
   15 1.19489E-16-1.19489E-16-2.17246E-16 2.41144E-16
   16 1.19148E-16-1.19148E-16-2.41144E-16 2.64973E-16
   17 1.17670E-16-1.17670E-16-2.64973E-16 2.88507E-16
   18 1.15050E-16-1.15050E-16-2.88507E-16 3.11517E-16
   19 1.88764E-15-1.88764E-15-3.11517E-16 6.89045E-16
   20 1.88272E-15-1.88272E-15-6.89045E-16 1.06559E-15
   21 1.00281E-16-1.00281E-16-1.06559E-15 1.08564E-15
   22 9.30419E-17-9.30419E-17-1.08564E-15 1.10425E-15
   23 8.46417E-17-8.46417E-17-1.10425E-15 1.12118E-15
   24 7.50807E-17-7.50807E-17-1.12118E-15 1.13620E-15
   25 6.43617E-17-6.43617E-17-1.13620E-15 1.14907E-15
   26 3.72770E-17-3.72770E-17-1.14907E-15 1.15652E-15
   27 7.58004E-18-7.58004E-18-1.15652E-15 1.15804E-15
   28-1.80106E-15 1.80106E-15-1.15804E-15 7.97827E-16
   29-1.83590E-15 1.83590E-15-7.97827E-16 4.30647E-16
   30-1.87324E-15 1.87324E-15-4.30647E-16 5.59986E-17
   31-1.91305E-15 1.91305E-15-5.59986E-17-3.26609E-16
   32-1.95524E-15 1.95524E-15 3.26609E-16-7.17657E-16
   33-1.99975E-15 1.99975E-15 7.17657E-16-1.11761E-15
   34-2.04650E-15 2.04650E-15 1.11761E-15-1.52691E-15
   35-2.09538E-15 2.09538E-15 1.52691E-15-1.94598E-15
   36-2.14629E-15 2.14629E-15 1.94598E-15-2.37524E-15
   37-4.22766E-16 4.22766E-16 2.37524E-15-2.45979E-15
   38-4.77401E-16 4.77401E-16 2.45979E-15-2.55527E-15
   39 1.24264E-15-1.24264E-15 2.55527E-15-2.30674E-15
   40 1.18478E-15-1.18478E-15 2.30674E-15-2.06979E-15
   41 1.12549E-15-1.12549E-15 2.06979E-15-1.84469E-15
   42 1.06490E-15-1.06490E-15 1.84469E-15-1.63171E-15
   43 1.00315E-15-1.00315E-15 1.63171E-15-1.43108E-15
   44 9.40345E-16-9.40345E-16 1.43108E-15-1.24301E-15
   45 8.76610E-16-8.76610E-16 1.24301E-15-1.06769E-15
   46 8.12051E-16-8.12051E-16 1.06769E-15-9.05279E-16
   47 7.46771E-16-7.46771E-16 9.05279E-16-7.55925E-16
   48 6.80860E-16-6.80860E-16 7.55925E-16-6.19753E-16
   49 6.14401E-16-6.14401E-16 6.19753E-16-4.96874E-16
   50 5.47465E-16-5.47465E-16 4.96874E-16-3.87381E-16
   51 4.80114E-16-4.80114E-16 3.87381E-16-2.91356E-16
   52 4.12397E-16-4.12397E-16 2.91356E-16-2.08880E-16
```

```
53 3.44354E-16-3.44354E-16 2.08880E-16-1.40010E-16
54 2.76016E-16-2.76016E-16 1.40010E-16-8.48062E-17
55 2.07404E-16-2.07404E-16 8.48062E-17-4.33254E-17
56 1.38532E-16-1.38532E-16 4.33254E-17-1.56190E-17
57 6.94065E-17-6.94065E-17 1.56190E-17-1.73767E-18
58 1.73750E-17-1.73750E-17 1.73767E-18 5.04871E-28
```

```
+-------------------------------------------------------------------------------------------------------------------------+
|                   PARATIEPLUS(TM)   NLS ENGINE RELEASE  2018.0    FULL VERSION  *Build date:Nov 13, 2017*              |
|                                                                                                                         |
|                                      NewProject.BaseDesignSection_28.A2M2R1_1213                                        |
|                                    Exe Time : 4 September 2018 18:05:31                                                 |
+-------------------------------------------------------------------------------------------------------------------------+
New Project


S T R E S S    R E S U L T S    F O R    G R O U P    N O.    4

Tieback_175                                                 :
ELEMENT TYPE    6 NO.OF ELEMENTS. IN THIS GROUP    1
C U R R E N T    T I M E    I S      1.0000

 POST-TENSION 2D-BOUNDARY ELEMENT

         EL    FORCE          d0          EDISPL     pl. eps          K     -ve limit   +ve limit
-----------------------------------------------------------------------------------------------------

***** NO ONE ELEMENT ACTIVE AT CURRENT STEP *****

ITER     0 RNORM = 0.000     RMNORM= 0.000
           RINORM=0.1471E+05 RIMNOR=0.1216E-27
           RENORM= 79.89     REMNOR=0.3368E-53 RATIO =0.7371E-01 TOLER =0.1000E-03  NOT CONVERGED
           RFMAX = 18.93     RMMAX =0.2555E-14
           RTSMAL=0.1000E-03 RMSMAL=0.1000E-19
           RDT   =0.1471E+05 RDR   =0.1000E-19
           RATIOT=0.7371E-01 RATIOR= 0.000
           MAX UN= 3.743     IEQ=    11 NODE      6 DOF   1  Y-DISPL.F
           MIN UN=-.5569E-27 IEQ=    82 NODE     41 DOF   2   X-ROT. F
           NO. OF CONTACT CONSTRAINT VIOLATIONS     0


ITER     2 RNORM = 0.000     RMNORM= 0.000
           RINORM=0.1471E+05 RIMNOR=0.1216E-27
           RENORM=0.6181     REMNOR=0.1041E-20 RATIO =0.6483E-02 TOLER =0.1000E-03  NOT CONVERGED
           RFMAX = 18.93     RMMAX =0.2555E-14
           RTSMAL=0.1000E-03 RMSMAL=0.1000E-19
           RDT   =0.1471E+05 RDR   =0.1000E-19
           RATIOT=0.6483E-02 RATIOR= 0.000
           MAX UN=0.6868     IEQ=     1 NODE      1 DOF   1  Y-DISPL.F
           MIN UN=-.5928E-10 IEQ=    21 NODE     11 DOF   1  Y-DISPL.F
           NO. OF CONTACT CONSTRAINT VIOLATIONS     0


ITER     3 RNORM = 0.000     RMNORM= 0.000
           RINORM=0.1471E+05 RIMNOR=0.1216E-27
           RENORM=0.3263E-19 REMNOR=0.1894E-21 RATIO =0.1490E-11 TOLER =0.1000E-03      CONVERGED !
           RFMAX = 18.93     RMMAX =0.2555E-14
           RTSMAL=0.1000E-03 RMSMAL=0.1000E-19
           RDT   =0.1471E+05 RDR   =0.1000E-19
           RATIOT=0.1490E-11 RATIOR= 0.000
           MAX UN=0.6904E-10 IEQ=     3 NODE      2 DOF   1  Y-DISPL.F
           MIN UN=-.1050E-09 IEQ=     5 NODE      3 DOF   1  Y-DISPL.F
           NO. OF CONTACT CONSTRAINT VIOLATIONS     0
```

```
+-------------------------------------------------------------------------------------------------------------------------+
|                   PARATIEPLUS(TM)   NLS ENGINE RELEASE  2018.0    FULL VERSION  *Build date:Nov 13, 2017*              |
|                                                                                                                         |
|                                      NewProject.BaseDesignSection_28.A2M2R1_1213                                        |
|                                   Exe Time : 4 September 2018 18:05:31                                                  |
+-------------------------------------------------------------------------------------------------------------------------+
New Project
SOLUTION REACHED USING     3 ITERATIONS ON   40

P R I N T   O U T   F O R   T I M E   S T E P    2     ( AT TIME   2.000     )

PRINT OUT OF ACTIVE COMPONENTS (FIXED NODES ARE NOT PRINTED OUT)

          Y-DISPL.F        X-ROT. F
            (02)             (04)           (
    1   1.5604396E-04  -2.8975355E-05
    2   1.5024889E-04  -2.8975337E-05
    3   1.4445397E-04  -2.8973085E-05
    4   1.3866032E-04  -2.8960833E-05
    5   1.3287143E-04  -2.8921612E-05
    6   1.2709531E-04  -2.8827796E-05
    7   1.2134639E-04  -2.8642882E-05
    8   1.1564607E-04  -2.8339337E-05
    9   1.1001864E-04  -2.7916024E-05
   10   1.0448671E-04  -2.7386895E-05
   11   9.9069927E-05  -2.6767089E-05
   12   9.3784991E-05  -2.6070608E-05
   13   8.8645943E-05  -2.5310232E-05
   14   8.3664390E-05  -2.4497479E-05
   15   7.8849760E-05  -2.3642597E-05
   16   7.4209560E-05  -2.2754577E-05
   17   6.9749600E-05  -2.1841165E-05
   18   6.5474327E-05  -2.0908916E-05
   19   6.1386931E-05  -1.9963200E-05
   20   5.7489662E-05  -1.9008267E-05
   21   5.3784046E-05  -1.8047283E-05
   22   5.0271029E-05  -1.7082366E-05
   23   4.6951286E-05  -1.6114657E-05
   24   4.3825340E-05  -1.5144355E-05
   25   4.0893763E-05  -1.4170773E-05
   26   3.8157351E-05  -1.3192385E-05
   27   3.5616825E-05  -1.2213950E-05
   28   3.3271080E-05  -1.1246077E-05
   29   3.1117087E-05  -1.0297805E-05
   30   2.9150146E-05  -9.3767150E-06
   31   2.7364173E-05  -8.4890557E-06
   32   2.5751967E-05  -7.6398659E-06
   33   2.4305408E-05  -6.8330737E-06
   34   2.3015714E-05  -6.0716324E-06
   35   2.1873594E-05  -5.3576081E-06
   36   2.0869424E-05  -4.6922833E-06
   37   1.9993398E-05  -4.0762525E-06
   38   1.9235642E-05  -3.5094971E-06
   39   1.8586350E-05  -2.9914840E-06
   40   1.8035865E-05  -2.5212272E-06
   41   1.7574767E-05  -2.0973580E-06
   42   1.7193942E-05  -1.7181867E-06
   43   1.6884643E-05  -1.3817580E-06
   44   1.6638534E-05  -1.0858998E-06
   45   1.6447735E-05  -8.2826904E-07
   46   1.6304844E-05  -6.0638452E-07
   47   1.6202970E-05  -4.1766868E-07
   48   1.6135742E-05  -2.5947090E-07
   49   1.6097327E-05  -1.2909343E-07
   50   1.6082432E-05  -2.3812426E-08
   51   1.6086311E-05   5.9107208E-08
   52   1.6104767E-05   1.2239637E-07
   53   1.6134141E-05   1.6876554E-07
   54   1.6171323E-05   2.0091405E-07
   55   1.6213736E-05   2.2150350E-07
   56   1.6259330E-05   2.3316562E-07
```

```
57   1.6306580E-05   2.3849699E-07
58   1.6354477E-05   2.4005769E-07
59   1.6378490E-05   2.4013539E-07
```

```
+-------------------------------------------------------------------------------------------------------------------------------+
|                   PARATIEPLUS(TM)   NLS ENGINE RELEASE  2018.0    FULL VERSION  *Build date:Nov 13, 2017*                    |
|                                                                                                                               |
|                                     NewProject.BaseDesignSection_28.A2M2R1_1213                                               |
|                                  Exe Time : 4 September 2018 18:05:31                                                         |
+-------------------------------------------------------------------------------------------------------------------------------+
New Project


S T R E S S   R E S U L T S   F O R   G R O U P   N O.   1

0_L                                                          :
ELEMENT TYPE    5 NO.OF ELEMENTS. IN THIS GROUP   59
C U R R E N T   T I M E   I S      2.0000

 HARDENING 2D SOIL ELEMENT

 ****** TOTAL STRESS FORMULATION *****

  EL *   FORCE     DISPL-Y  VERTICAL-P  HORIZON.-P     MAX-V-P     MAX-H-P           STATE   STIFFNESS Z-LEVEL      PORE
E FACTOR    UFACTOR       Peq           Su_a         Su_p     LAYER
 ------------------------------------------------------------------------------------------------------------------------------
-------------------------------------------------------------------------------------------
   1 D  2.2594E-03 -1.5604E-04  5.5242E-02  2.2594E-02  5.5242E-02   2.122          ACTIVE   0.000       0.000       0.000
1.000       1.000      2.2594E-02   0.000       0.000     DI1_164_167_L_0
   2 D  0.2707     -1.5025E-04   3.310       1.354       3.310       6.536          ACTIVE   0.000     -0.2000       0.000
1.000       1.000       1.354       0.000       0.000     DI1_164_167_L_0
   3 D  0.6863     -1.4445E-04   6.776       3.431       6.776       10.50           UL-RL  4.8940E+04 -0.4000       0.000
1.000       1.000       3.431       0.000       0.000     DI1_164_167_L_0
   4 D  1.405      -1.3866E-04   10.51       7.024       10.51       13.81           UL-RL  4.8940E+04 -0.6000       0.000
1.000       1.000       7.024       0.000       0.000     DI1_164_167_L_0
   5 D  1.999      -1.3287E-04   14.45       9.997       14.45       16.50           UL-RL  4.8940E+04 -0.8000       0.000
1.000       1.000       9.997       0.000       0.000     DI1_164_167_L_0
   6 D  2.499      -1.2710E-04   18.47       12.49       18.47       18.71           UL-RL  4.8940E+04  -1.000       0.000
1.000       1.000       12.49       0.000       0.000     DI1_164_167_L_0
   7 D  2.932      -1.2135E-04   22.49       14.66       22.49       20.60           UL-RL  4.8940E+04  -1.200       0.000
1.000       1.000       14.66       0.000       0.000     DI1_164_167_L_0
   8 D  3.323      -1.1565E-04   26.55       16.62       26.55       22.28           UL-RL  4.8940E+04  -1.400       0.000
1.000       1.000       16.62       0.000       0.000     DI1_164_167_L_0
   9 D  3.686      -1.1002E-04   31.16       18.43       31.16       23.81           UL-RL  4.8940E+04  -1.600       0.000
1.000       1.000       18.43       0.000       0.000     DI1_164_167_L_0
  10 D  4.031      -1.0449E-04   35.51       20.16       35.51       25.27           UL-RL  4.8940E+04  -1.800       0.000
1.000       1.000       20.16       0.000       0.000     DI1_164_167_L_0
  11 D  4.365      -9.9070E-05   39.68       21.83       39.68       26.68           UL-RL  4.8940E+04  -2.000       0.000
1.000       1.000       21.83       0.000       0.000     DI1_164_167_L_0
  12 D  4.692      -9.3785E-05   43.71       23.46       43.71       28.05           UL-RL  4.8940E+04  -2.200       0.000
1.000       1.000       23.46       0.000       0.000     DI1_164_167_L_0
  13 D  5.015      -8.8646E-05   47.63       25.07       47.63       29.41           UL-RL  4.8940E+04  -2.400       0.000
1.000       1.000       25.07       0.000       0.000     DI1_164_167_L_0
  14 D  5.334      -8.3664E-05   51.46       26.67       51.46       30.77           UL-RL  4.8940E+04  -2.600       0.000
1.000       1.000       26.67       0.000       0.000     DI1_164_167_L_0
  15 D  5.652      -7.8850E-05   55.22       28.26       55.22       32.12           UL-RL  4.8940E+04  -2.800       0.000
1.000       1.000       28.26       0.000       0.000     DI1_164_167_L_0
  16 D  5.969      -7.4210E-05   58.91       29.85       58.91       33.48           UL-RL  4.8940E+04  -3.000       0.000
1.000       1.000       29.85       0.000       0.000     DI1_164_167_L_0
  17 D  6.286      -6.9750E-05   62.76       31.43       62.76       34.84           UL-RL  4.8940E+04  -3.200       0.000
1.000       1.000       31.43       0.000       0.000     DI1_164_167_L_0
  18 D  6.602      -6.5474E-05   66.36       33.01       66.36       36.22           UL-RL  4.8940E+04  -3.400       0.000
1.000       1.000       33.01       0.000       0.000     DI1_164_167_L_0
  19 D  6.919      -6.1387E-05   69.92       34.59       69.92       37.60           UL-RL  4.8940E+04  -3.600       0.000
1.000       1.000       34.59       0.000       0.000     DI1_164_167_L_0
  20 D  7.235      -5.7490E-05   73.46       36.18       73.46       38.99           UL-RL  4.8940E+04  -3.800       0.000
1.000       1.000       36.18       0.000       0.000     DI1_164_167_L_0
  21 D  7.552      -5.3784E-05   76.81       37.76       76.81       40.39           UL-RL  4.8940E+04  -4.000       0.000
1.000       1.000       37.76       0.000       0.000     DI1_164_167_L_0
  22 D  7.869      -5.0271E-05   80.30       39.34       80.30       41.80           UL-RL  4.8940E+04  -4.200       0.000
1.000       1.000       39.34       0.000       0.000     DI1_164_167_L_0
  23 D  8.186      -4.6951E-05   83.78       40.93       83.78       43.23           UL-RL  4.8940E+04  -4.400       0.000
1.000       1.000       40.93       0.000       0.000     DI1_164_167_L_0
  24 D  8.503      -4.3825E-05   87.24       42.51       87.24       44.66           UL-RL  4.8940E+04  -4.600       0.000
1.000       1.000       42.51       0.000       0.000     DI1_164_167_L_0
```

25 D	8.820	-4.0894E-05	90.68	44.10	90.68	46.10	UL-RL	4.8940E+04	-4.800	0.000	
1.000	1.000	44.10	0.000	0.000	DI1_164_167_L_0						
26 D	8.618	-3.8157E-05	94.11	43.09	94.11	47.55	UL-RL	1.1682E+05	-5.000	0.000	
1.000	1.000	43.09	0.000	0.000	DI2_165_168_L_0						
27 D	8.969	-3.5617E-05	97.53	44.85	97.53	49.01	UL-RL	1.1682E+05	-5.200	0.000	
1.000	1.000	44.85	0.000	0.000	DI2_165_168_L_0						
28 D	9.317	-3.3271E-05	100.9	46.59	100.9	50.47	UL-RL	1.1682E+05	-5.400	0.000	
1.000	1.000	46.59	0.000	0.000	DI2_165_168_L_0						
29 D	9.662	-3.1117E-05	104.3	48.31	104.3	51.95	UL-RL	1.1682E+05	-5.600	0.000	
1.000	1.000	48.31	0.000	0.000	DI2_165_168_L_0						
30 D	10.00	-2.9150E-05	107.7	50.02	107.7	53.43	UL-RL	1.1682E+05	-5.800	0.000	
1.000	1.000	50.02	0.000	0.000	DI2_165_168_L_0						
31 D	10.34	-2.7364E-05	111.1	51.72	111.1	54.91	UL-RL	1.1682E+05	-6.000	0.000	
1.000	1.000	51.72	0.000	0.000	DI2_165_168_L_0						
32 D	10.68	-2.5752E-05	114.1	53.40	114.1	56.40	UL-RL	1.1682E+05	-6.200	0.000	
1.000	1.000	53.40	0.000	0.000	DI2_165_168_L_0						
33 D	11.01	-2.4305E-05	117.0	55.06	117.0	57.90	UL-RL	1.1682E+05	-6.400	0.000	
1.000	1.000	55.06	0.000	0.000	DI2_165_168_L_0						
34 D	11.34	-2.3016E-05	120.0	56.71	120.0	59.40	UL-RL	1.1682E+05	-6.600	0.000	
1.000	1.000	56.71	0.000	0.000	DI2_165_168_L_0						
35 D	11.67	-2.1874E-05	123.0	58.35	123.0	60.91	UL-RL	1.1682E+05	-6.800	0.000	
1.000	1.000	58.35	0.000	0.000	DI2_165_168_L_0						
36 D	12.00	-2.0869E-05	126.0	59.98	126.0	62.42	UL-RL	1.1682E+05	-7.000	0.000	
1.000	1.000	59.98	0.000	0.000	DI2_165_168_L_0						
37 D	12.32	-1.9993E-05	129.0	61.60	129.0	63.94	UL-RL	1.1682E+05	-7.200	0.000	
1.000	1.000	61.60	0.000	0.000	DI2_165_168_L_0						
38 D	12.64	-1.9236E-05	132.0	63.21	132.0	65.45	UL-RL	1.1682E+05	-7.400	0.000	
1.000	1.000	63.21	0.000	0.000	DI2_165_168_L_0						
39 D	12.96	-1.8586E-05	135.1	64.80	135.1	66.98	UL-RL	1.1682E+05	-7.600	0.000	
1.000	1.000	64.80	0.000	0.000	DI2_165_168_L_0						
40 D	13.28	-1.8036E-05	138.1	66.39	138.1	68.50	UL-RL	1.1682E+05	-7.800	0.000	
1.000	1.000	66.39	0.000	0.000	DI2_165_168_L_0						
41 D	13.59	-1.7575E-05	141.2	67.97	141.2	70.03	UL-RL	1.1682E+05	-8.000	0.000	
1.000	1.000	67.97	0.000	0.000	DI2_165_168_L_0						
42 D	13.91	-1.7194E-05	144.2	69.55	144.2	71.56	UL-RL	1.1682E+05	-8.200	0.000	
1.000	1.000	69.55	0.000	0.000	DI2_165_168_L_0						
43 D	14.22	-1.6885E-05	147.3	71.11	147.3	73.09	UL-RL	1.1682E+05	-8.400	0.000	
1.000	1.000	71.11	0.000	0.000	DI2_165_168_L_0						
44 D	14.54	-1.6639E-05	150.3	72.68	150.3	74.62	UL-RL	1.1682E+05	-8.600	0.000	
1.000	1.000	72.68	0.000	0.000	DI2_165_168_L_0						
45 D	14.85	-1.6448E-05	153.4	74.23	153.4	76.16	UL-RL	1.1682E+05	-8.800	0.000	
1.000	1.000	74.23	0.000	0.000	DI2_165_168_L_0						
46 D	15.16	-1.6305E-05	156.5	75.79	156.5	77.69	UL-RL	1.1682E+05	-9.000	0.000	
1.000	1.000	75.79	0.000	0.000	DI2_165_168_L_0						
47 D	15.47	-1.6203E-05	159.6	77.34	159.6	79.23	UL-RL	1.1682E+05	-9.200	0.000	
1.000	1.000	77.34	0.000	0.000	DI2_165_168_L_0						
48 D	15.78	-1.6136E-05	162.7	78.89	162.7	80.77	UL-RL	1.1682E+05	-9.400	0.000	
1.000	1.000	78.89	0.000	0.000	DI2_165_168_L_0						
49 D	16.09	-1.6097E-05	165.8	80.43	165.8	82.31	UL-RL	1.1682E+05	-9.600	0.000	
1.000	1.000	80.43	0.000	0.000	DI2_165_168_L_0						
50 D	16.39	-1.6082E-05	168.9	81.97	168.9	83.85	UL-RL	1.1682E+05	-9.800	0.000	
1.000	1.000	81.97	0.000	0.000	DI2_165_168_L_0						
51 D	16.70	-1.6086E-05	172.0	83.52	172.0	85.40	UL-RL	1.1682E+05	-10.00	0.000	
1.000	1.000	83.52	0.000	0.000	DI2_165_168_L_0						
52 D	17.01	-1.6105E-05	175.1	85.06	175.1	86.94	UL-RL	1.1682E+05	-10.20	0.000	
1.000	1.000	85.06	0.000	0.000	DI2_165_168_L_0						
53 D	17.32	-1.6134E-05	178.2	86.60	178.2	88.49	UL-RL	1.1682E+05	-10.40	0.000	
1.000	1.000	86.60	0.000	0.000	DI2_165_168_L_0						
54 D	17.63	-1.6171E-05	181.3	88.14	181.3	90.03	UL-RL	1.1682E+05	-10.60	0.000	
1.000	1.000	88.14	0.000	0.000	DI2_165_168_L_0						
55 D	17.94	-1.6214E-05	184.4	89.68	184.4	91.58	UL-RL	1.1682E+05	-10.80	0.000	
1.000	1.000	89.68	0.000	0.000	DI2_165_168_L_0						
56 D	18.25	-1.6259E-05	187.6	91.23	187.6	93.13	UL-RL	1.1682E+05	-11.00	0.000	
1.000	1.000	91.23	0.000	0.000	DI2_165_168_L_0						
57 D	18.55	-1.6307E-05	190.7	92.77	190.7	94.67	UL-RL	1.1682E+05	-11.20	0.000	
1.000	1.000	92.77	0.000	0.000	DI2_165_168_L_0						
58 D	14.15	-1.6354E-05	193.8	94.31	193.8	96.22	UL-RL	1.1682E+05	-11.40	0.000	
1.000	1.000	94.31	0.000	0.000	DI2_165_168_L_0						
59 D	4.754	-1.6378E-05	195.4	95.08	195.4	97.00	UL-RL	1.1682E+05	-11.50	0.000	
1.000	1.000	95.08	0.000	0.000	DI2_165_168_L_0						

```
+-------------------------------------------------------------------------------------------------------------------------+
|                   PARATIEPLUS(TM)   NLS ENGINE RELEASE  2018.0    FULL VERSION  *Build date:Nov 13, 2017*              |
|                                                                                                                         |
|                                    NewProject.BaseDesignSection_28.A2M2R1_1213                                          |
|                                  Exe Time : 4 September 2018 18:05:31                                                   |
+-------------------------------------------------------------------------------------------------------------------------+
New Project


S T R E S S   R E S U L T S   F O R   G R O U P   N O.   2

0_R                                                          :
ELEMENT TYPE    5 NO.OF ELEMENTS. IN THIS GROUP   59
C U R R E N T   T I M E   I S      2.0000

 HARDENING 2D SOIL ELEMENT

 ****** TOTAL STRESS FORMULATION *****

  EL *   FORCE     DISPL-Y  VERTICAL-P  HORIZON.-P     MAX-V-P     MAX-H-P           STATE   STIFFNESS Z-LEVEL      PORE
E FACTOR    UFACTOR       Peq           Su_a         Su_p     LAYER
 ------------------------------------------------------------------------------------------------------------------------
-------------------------------------------------------------------------------------------
   1     0.000         --          --          --          --          --          REMOVED     --        0.000       0.000
1.000       1.000       0.000       0.000       0.000     not available
   2     0.000         --          --          --          --          --          REMOVED     --      -0.2000       0.000
1.000       1.000       0.000       0.000       0.000     not available
   3     0.000         --          --          --          --          --          REMOVED     --      -0.4000       0.000
1.000       1.000       0.000       0.000       0.000     not available
   4     0.000         --          --          --          --          --          REMOVED     --      -0.6000       0.000
1.000       1.000       0.000       0.000       0.000     not available
   5     0.000         --          --          --          --          --          REMOVED     --      -0.8000       0.000
1.000       1.000       0.000       0.000       0.000     not available
   6 D   0.000      1.2710E-04   0.000       0.000       16.00       18.71         PASSIVE   0.000      -1.000       0.000
1.000       1.000       0.000       0.000       0.000     DI1_164_167_L_0
   7 D   2.038      1.2135E-04   3.200       10.19       19.20       20.60         PASSIVE   0.000      -1.200       0.000
1.000       1.000       10.19       0.000       0.000     DI1_164_167_L_0
   8 D   4.077      1.1565E-04   6.400       20.38       22.40       22.28         PASSIVE   0.000      -1.400       0.000
1.000       1.000       20.38       0.000       0.000     DI1_164_167_L_0
   9 D   4.652      1.1002E-04   9.600       23.26       25.60       23.81           UL-RL  4.0048E+04  -1.600       0.000
1.000       1.000       23.26       0.000       0.000     DI1_164_167_L_0
  10 D   4.931      1.0449E-04   12.80       24.65       28.80       25.27           UL-RL  4.0048E+04  -1.800       0.000
1.000       1.000       24.65       0.000       0.000     DI1_164_167_L_0
  11 D   5.191      9.9070E-05   16.00       25.96       32.00       26.68           UL-RL  4.0048E+04  -2.000       0.000
1.000       1.000       25.96       0.000       0.000     DI1_164_167_L_0
  12 D   5.441      9.3785E-05   19.20       27.21       35.20       28.05           UL-RL  4.0048E+04  -2.200       0.000
1.000       1.000       27.21       0.000       0.000     DI1_164_167_L_0
  13 D   5.685      8.8646E-05   22.40       28.43       38.40       29.41           UL-RL  4.0048E+04  -2.400       0.000
1.000       1.000       28.43       0.000       0.000     DI1_164_167_L_0
  14 D   5.927      8.3664E-05   25.60       29.63       41.60       30.77           UL-RL  4.0048E+04  -2.600       0.000
1.000       1.000       29.63       0.000       0.000     DI1_164_167_L_0
  15 D   6.168      7.8850E-05   28.80       30.84       44.80       32.12           UL-RL  4.0048E+04  -2.800       0.000
1.000       1.000       30.84       0.000       0.000     DI1_164_167_L_0
  16 D   6.409      7.4210E-05   32.00       32.05       48.00       33.48           UL-RL  4.0048E+04  -3.000       0.000
1.000       1.000       32.05       0.000       0.000     DI1_164_167_L_0
  17 D   6.652      6.9750E-05   35.20       33.26       51.20       34.84           UL-RL  4.0048E+04  -3.200       0.000
1.000       1.000       33.26       0.000       0.000     DI1_164_167_L_0
  18 D   6.898      6.5474E-05   38.40       34.49       54.40       36.22           UL-RL  4.0048E+04  -3.400       0.000
1.000       1.000       34.49       0.000       0.000     DI1_164_167_L_0
  19 D   7.146      6.1387E-05   41.60       35.73       57.60       37.60           UL-RL  4.0048E+04  -3.600       0.000
1.000       1.000       35.73       0.000       0.000     DI1_164_167_L_0
  20 D   7.397      5.7490E-05   44.80       36.99       60.80       38.99           UL-RL  4.0048E+04  -3.800       0.000
1.000       1.000       36.99       0.000       0.000     DI1_164_167_L_0
  21 D   7.652      5.3784E-05   48.00       38.26       64.00       40.39           UL-RL  4.0048E+04  -4.000       0.000
1.000       1.000       38.26       0.000       0.000     DI1_164_167_L_0
  22 D   7.909      5.0271E-05   51.20       39.55       67.20       41.80           UL-RL  4.0048E+04  -4.200       0.000
1.000       1.000       39.55       0.000       0.000     DI1_164_167_L_0
  23 D   8.170      4.6951E-05   54.40       40.85       70.40       43.23           UL-RL  4.0048E+04  -4.400       0.000
1.000       1.000       40.85       0.000       0.000     DI1_164_167_L_0
  24 D   8.434      4.3825E-05   57.60       42.17       73.60       44.66           UL-RL  4.0048E+04  -4.600       0.000
1.000       1.000       42.17       0.000       0.000     DI1_164_167_L_0
```

25 D	8.701	4.0894E-05	60.80	43.50	76.80	46.10	UL-RL	4.0048E+04	-4.800	0.000	
1.000	1.000	43.50	0.000	0.000	DI1_164_167_L_0						
26 D	9.323	3.8157E-05	64.00	46.62	80.00	47.55	UL-RL	8.6200E+04	-5.000	0.000	
1.000	1.000	46.62	0.000	0.000	DI2_165_168_L_0						
27 D	9.573	3.5617E-05	67.20	47.86	83.20	49.01	UL-RL	8.6200E+04	-5.200	0.000	
1.000	1.000	47.86	0.000	0.000	DI2_165_168_L_0						
28 D	9.827	3.3271E-05	70.40	49.14	86.40	50.47	UL-RL	8.6200E+04	-5.400	0.000	
1.000	1.000	49.14	0.000	0.000	DI2_165_168_L_0						
29 D	10.09	3.1117E-05	73.60	50.43	89.60	51.95	UL-RL	8.6200E+04	-5.600	0.000	
1.000	1.000	50.43	0.000	0.000	DI2_165_168_L_0						
30 D	10.35	2.9150E-05	76.80	51.75	92.80	53.43	UL-RL	8.6200E+04	-5.800	0.000	
1.000	1.000	51.75	0.000	0.000	DI2_165_168_L_0						
31 D	10.62	2.7364E-05	80.00	53.09	96.00	54.91	UL-RL	8.6200E+04	-6.000	0.000	
1.000	1.000	53.09	0.000	0.000	DI2_165_168_L_0						
32 D	10.89	2.5752E-05	83.20	54.45	99.20	56.40	UL-RL	8.6200E+04	-6.200	0.000	
1.000	1.000	54.45	0.000	0.000	DI2_165_168_L_0						
33 D	11.17	2.4305E-05	86.40	55.83	102.4	57.90	UL-RL	8.6200E+04	-6.400	0.000	
1.000	1.000	55.83	0.000	0.000	DI2_165_168_L_0						
34 D	11.44	2.3016E-05	89.60	57.22	105.6	59.40	UL-RL	8.6200E+04	-6.600	0.000	
1.000	1.000	57.22	0.000	0.000	DI2_165_168_L_0						
35 D	11.73	2.1874E-05	92.80	58.64	108.8	60.91	UL-RL	8.6200E+04	-6.800	0.000	
1.000	1.000	58.64	0.000	0.000	DI2_165_168_L_0						
36 D	12.01	2.0869E-05	96.00	60.07	112.0	62.42	UL-RL	8.6200E+04	-7.000	0.000	
1.000	1.000	60.07	0.000	0.000	DI2_165_168_L_0						
37 D	12.30	1.9993E-05	99.20	61.51	115.2	63.94	UL-RL	8.6200E+04	-7.200	0.000	
1.000	1.000	61.51	0.000	0.000	DI2_165_168_L_0						
38 D	12.59	1.9236E-05	102.4	62.97	118.4	65.45	UL-RL	8.6200E+04	-7.400	0.000	
1.000	1.000	62.97	0.000	0.000	DI2_165_168_L_0						
39 D	12.89	1.8586E-05	105.6	64.44	121.6	66.98	UL-RL	8.6200E+04	-7.600	0.000	
1.000	1.000	64.44	0.000	0.000	DI2_165_168_L_0						
40 D	13.18	1.8036E-05	108.8	65.92	124.8	68.50	UL-RL	8.6200E+04	-7.800	0.000	
1.000	1.000	65.92	0.000	0.000	DI2_165_168_L_0						
41 D	13.48	1.7575E-05	112.0	67.41	128.0	70.03	UL-RL	8.6200E+04	-8.000	0.000	
1.000	1.000	67.41	0.000	0.000	DI2_165_168_L_0						
42 D	13.78	1.7194E-05	115.2	68.91	131.2	71.56	UL-RL	8.6200E+04	-8.200	0.000	
1.000	1.000	68.91	0.000	0.000	DI2_165_168_L_0						
43 D	14.08	1.6885E-05	118.4	70.42	134.4	73.09	UL-RL	8.6200E+04	-8.400	0.000	
1.000	1.000	70.42	0.000	0.000	DI2_165_168_L_0						
44 D	14.39	1.6639E-05	121.6	71.93	137.6	74.62	UL-RL	8.6200E+04	-8.600	0.000	
1.000	1.000	71.93	0.000	0.000	DI2_165_168_L_0						
45 D	14.69	1.6448E-05	124.8	73.45	140.8	76.16	UL-RL	8.6200E+04	-8.800	0.000	
1.000	1.000	73.45	0.000	0.000	DI2_165_168_L_0						
46 D	15.00	1.6305E-05	128.0	74.98	144.0	77.69	UL-RL	8.6200E+04	-9.000	0.000	
1.000	1.000	74.98	0.000	0.000	DI2_165_168_L_0						
47 D	15.30	1.6203E-05	131.2	76.51	147.2	79.23	UL-RL	8.6200E+04	-9.200	0.000	
1.000	1.000	76.51	0.000	0.000	DI2_165_168_L_0						
48 D	15.61	1.6136E-05	134.4	78.05	150.4	80.77	UL-RL	8.6200E+04	-9.400	0.000	
1.000	1.000	78.05	0.000	0.000	DI2_165_168_L_0						
49 D	15.92	1.6097E-05	137.6	79.59	153.6	82.31	UL-RL	8.6200E+04	-9.600	0.000	
1.000	1.000	79.59	0.000	0.000	DI2_165_168_L_0						
50 D	16.23	1.6082E-05	140.8	81.13	156.8	83.85	UL-RL	8.6200E+04	-9.800	0.000	
1.000	1.000	81.13	0.000	0.000	DI2_165_168_L_0						
51 D	16.54	1.6086E-05	144.0	82.68	160.0	85.40	UL-RL	8.6200E+04	-10.00	0.000	
1.000	1.000	82.68	0.000	0.000	DI2_165_168_L_0						
52 D	16.85	1.6105E-05	147.2	84.23	163.2	86.94	UL-RL	8.6200E+04	-10.20	0.000	
1.000	1.000	84.23	0.000	0.000	DI2_165_168_L_0						
53 D	17.16	1.6134E-05	150.4	85.78	166.4	88.49	UL-RL	8.6200E+04	-10.40	0.000	
1.000	1.000	85.78	0.000	0.000	DI2_165_168_L_0						
54 D	17.47	1.6171E-05	153.6	87.33	169.6	90.03	UL-RL	8.6200E+04	-10.60	0.000	
1.000	1.000	87.33	0.000	0.000	DI2_165_168_L_0						
55 D	17.78	1.6214E-05	156.8	88.88	172.8	91.58	UL-RL	8.6200E+04	-10.80	0.000	
1.000	1.000	88.88	0.000	0.000	DI2_165_168_L_0						
56 D	18.09	1.6259E-05	160.0	90.43	176.0	93.13	UL-RL	8.6200E+04	-11.00	0.000	
1.000	1.000	90.43	0.000	0.000	DI2_165_168_L_0						
57 D	18.40	1.6307E-05	163.2	91.99	179.2	94.67	UL-RL	8.6200E+04	-11.20	0.000	
1.000	1.000	91.99	0.000	0.000	DI2_165_168_L_0						
58 D	14.03	1.6354E-05	166.4	93.54	182.4	96.22	UL-RL	8.6200E+04	-11.40	0.000	
1.000	1.000	93.54	0.000	0.000	DI2_165_168_L_0						
59 D	4.716	1.6378E-05	168.0	94.32	184.0	97.00	UL-RL	8.6200E+04	-11.50	0.000	
1.000	1.000	94.32	0.000	0.000	DI2_165_168_L_0						

```
+-------------------------------------------------------------------------------------------------------------------------+
|                   PARATIEPLUS(TM)   NLS ENGINE RELEASE  2018.0    FULL VERSION  *Build date:Nov 13, 2017*              |
|                                                                                                                         |
|                                      NewProject.BaseDesignSection_28.A2M2R1_1213                                        |
|                                    Exe Time : 4 September 2018 18:05:31                                                 |
+-------------------------------------------------------------------------------------------------------------------------+
New Project


S T R E S S   R E S U L T S   F O R   G R O U P   N O.   3

WallElement_33                                                :
ELEMENT TYPE    2 NO.OF ELEMENTS. IN THIS GROUP   58
C U R R E N T   T I M E   I S     2.0000

 WALL2D ELEMENT

   EL      TA          TB          MA          MB
-------------------------------------------------------
    1 2.25939E-03-2.25939E-03-9.37916E-13 4.51877E-04
    2 0.27299    -0.27299    -4.51877E-04 5.50506E-02
    3 0.95925    -0.95925    -5.50506E-02 0.24690
    4  2.3641     -2.3641    -0.24690     0.71972
    5  4.3635     -4.3635    -0.71972      1.5924
    6  6.8622     -6.8622     -1.5924      2.9648
    7  7.7562     -7.7562     -2.9648      4.5161
    8  7.0025     -7.0025     -4.5161      5.9166
    9  6.0367     -6.0367     -5.9166      7.1239
   10  5.1371     -5.1371     -7.1239      8.1514
   11  4.3112     -4.3112     -8.1514      9.0136
   12  3.5624     -3.5624     -9.0136      9.7261
   13  2.8919     -2.8919     -9.7261      10.304
   14  2.2995     -2.2995     -10.304      10.764
   15  1.7841     -1.7841     -10.764      11.121
   16  1.3442     -1.3442     -11.121      11.390
   17 0.97757    -0.97757     -11.390      11.586
   18 0.68177    -0.68177     -11.586      11.722
   19 0.45418    -0.45418     -11.722      11.813
   20 0.29197    -0.29197     -11.813      11.871
   21 0.19218    -0.19218     -11.871      11.910
   22 0.15179    -0.15179     -11.910      11.940
   23 0.16767    -0.16767     -11.940      11.973
   24 0.23665    -0.23665     -11.973      12.021
   25 0.35551    -0.35551     -12.021      12.092
   26-0.34922     0.34922     -12.092      12.022
   27-0.95272     0.95272     -12.022      11.831
   28 -1.4627      1.4627     -11.831      11.539
   29 -1.8869      1.8869     -11.539      11.162
   30 -2.2326      2.2326     -11.162      10.715
   31 -2.5073      2.5073     -10.715      10.214
   32 -2.7178      2.7178     -10.214      9.6700
   33 -2.8707      2.8707     -9.6700      9.0959
   34 -2.9724      2.9724     -9.0959      8.5014
   35 -3.0287      3.0287     -8.5014      7.8957
   36 -3.0453      3.0453     -7.8957      7.2866
   37 -3.0272      3.0272     -7.2866      6.6812
   38 -2.9792      2.9792     -6.6812      6.0854
   39 -2.9056      2.9056     -6.0854      5.5042
   40 -2.8105      2.8105     -5.5042      4.9421
   41 -2.6974      2.6974     -4.9421      4.4026
   42 -2.5696      2.5696     -4.4026      3.8887
   43 -2.4298      2.4298     -3.8887      3.4028
   44 -2.2807      2.2807     -3.4028      2.9466
   45 -2.1244      2.1244     -2.9466      2.5218
   46 -1.9629      1.9629     -2.5218      2.1292
   47 -1.7978      1.7978     -2.1292      1.7696
   48 -1.6304      1.6304     -1.7696      1.4436
   49 -1.4621      1.4621     -1.4436      1.1511
   50 -1.2935      1.2935     -1.1511     0.89244
   51 -1.1256      1.1256    -0.89244     0.66730
   52-0.95890     0.95890    -0.66730     0.47553
```

```
53-0.79379     0.79379    -0.47553     0.31678
54-0.63059     0.63059    -0.31678     0.19066
55-0.46949     0.46949    -0.19066     9.67587E-02
56-0.31062     0.31062    -9.67587E-02 3.46343E-02
57-0.15402     0.15402    -3.46343E-02 3.82957E-03
58-3.82918E-02 3.82918E-02-3.82957E-03-6.37712E-13
```

```
+-------------------------------------------------------------------------------------------------------------------------+
|                   PARATIEPLUS(TM)   NLS ENGINE RELEASE  2018.0    FULL VERSION  *Build date:Nov 13, 2017*              |
|                                                                                                                         |
|                                     NewProject.BaseDesignSection_28.A2M2R1_1213                                         |
|                                  Exe Time : 4 September 2018 18:05:31                                                   |
+-------------------------------------------------------------------------------------------------------------------------+
New Project


S T R E S S    R E S U L T S    F O R    G R O U P    N O.    4

Tieback_175                                                :
ELEMENT TYPE    6 NO.OF ELEMENTS. IN THIS GROUP    1
C U R R E N T    T I M E    I S      2.0000

 POST-TENSION 2D-BOUNDARY ELEMENT

         EL    FORCE          d0          EDISPL     pl. eps          K     -ve limit   +ve limit
-----------------------------------------------------------------------------------------------------

***** NO ONE ELEMENT ACTIVE AT CURRENT STEP *****

ITER     0 RNORM = 0.000     RMNORM= 0.000
           RINORM=0.2978E+05 RIMNOR= 6884.
           RENORM=0.1439E+05 REMNOR=0.1894E-21 RATIO =0.6950     TOLER =0.1000E-03  NOT CONVERGED
           RFMAX = 119.9     RMMAX = 12.09
           RTSMAL=0.1000E-02 RMSMAL=0.1000E-03
           RDT   =0.2978E+05 RDR   = 6884.
           RATIOT=0.6950     RATIOR= 0.000
           MAX UN=0.6904E-10 IEQ=     3 NODE      2 DOF   1  Y-DISPL.F
           MIN UN=-119.9     IEQ=     1 NODE      1 DOF   1  Y-DISPL.F
           NO. OF CONTACT CONSTRAINT VIOLATIONS     0


ITER     2 RNORM = 0.000     RMNORM= 0.000
           RINORM=0.2978E+05 RIMNOR= 6884.
           RENORM= 183.8     REMNOR=0.4839E-19 RATIO =0.7855E-01 TOLER =0.1000E-03  NOT CONVERGED
           RFMAX = 119.9     RMMAX = 12.09
           RTSMAL=0.1000E-02 RMSMAL=0.1000E-03
           RDT   =0.2978E+05 RDR   = 6884.
           RATIOT=0.7855E-01 RATIOR= 0.000
           MAX UN=0.8503E-01 IEQ=    75 NODE     38 DOF   1  Y-DISPL.F
           MIN UN=-7.410     IEQ=     3 NODE      2 DOF   1  Y-DISPL.F
           NO. OF CONTACT CONSTRAINT VIOLATIONS     0


ITER     3 RNORM = 0.000     RMNORM= 0.000
           RINORM=0.2978E+05 RIMNOR= 6884.
           RENORM= 14.36     REMNOR=0.1386E-19 RATIO =0.2196E-01 TOLER =0.1000E-03  NOT CONVERGED
           RFMAX = 119.9     RMMAX = 12.09
           RTSMAL=0.1000E-02 RMSMAL=0.1000E-03
           RDT   =0.2978E+05 RDR   = 6884.
           RATIOT=0.2196E-01 RATIOR= 0.000
           MAX UN=0.1023     IEQ=    95 NODE     48 DOF   1  Y-DISPL.F
           MIN UN=-2.277     IEQ=    21 NODE     11 DOF   1  Y-DISPL.F
           NO. OF CONTACT CONSTRAINT VIOLATIONS     0


ITER     4 RNORM = 0.000     RMNORM= 0.000
           RINORM=0.2978E+05 RIMNOR= 6884.
           RENORM=0.5162E-01 REMNOR=0.1417E-19 RATIO =0.1317E-02 TOLER =0.1000E-03  NOT CONVERGED
           RFMAX = 119.9     RMMAX = 12.09
           RTSMAL=0.1000E-02 RMSMAL=0.1000E-03
           RDT   =0.2978E+05 RDR   = 6884.
           RATIOT=0.1317E-02 RATIOR= 0.000
           MAX UN=0.2005E-01 IEQ=    67 NODE     34 DOF   1  Y-DISPL.F
           MIN UN=-.2250     IEQ=    31 NODE     16 DOF   1  Y-DISPL.F
           NO. OF CONTACT CONSTRAINT VIOLATIONS     0


ITER     5 RNORM = 0.000     RMNORM= 0.000
```

```
RINORM=0.2978E+05 RIMNOR= 6884.
RENORM=0.4768E-08 REMNOR=0.6092E-20 RATIO =0.4001E-06 TOLER =0.1000E-03      CONVERGED !
RFMAX = 119.9     RMMAX = 12.09
RTSMAL=0.1000E-02 RMSMAL=0.1000E-03
RDT   =0.2978E+05 RDR   = 6884.
RATIOT=0.4001E-06 RATIOR= 0.000
MAX UN=0.6905E-04 IEQ=    75 NODE     38 DOF   1  Y-DISPL.F
MIN UN=-.6050E-09 IEQ=     3 NODE      2 DOF   1  Y-DISPL.F
NO. OF CONTACT CONSTRAINT VIOLATIONS     0
```

```
+-------------------------------------------------------------------------------------------------------------------------+
|                   PARATIEPLUS(TM)   NLS ENGINE RELEASE  2018.0    FULL VERSION  *Build date:Nov 13, 2017*              |
|                                                                                                                         |
|                                      NewProject.BaseDesignSection_28.A2M2R1_1213                                        |
|                                   Exe Time : 4 September 2018 18:05:31                                                  |
+-------------------------------------------------------------------------------------------------------------------------+
New Project
SOLUTION REACHED USING     5 ITERATIONS ON   40

P R I N T   O U T   F O R   T I M E   S T E P    3     ( AT TIME   3.000     )

PRINT OUT OF ACTIVE COMPONENTS (FIXED NODES ARE NOT PRINTED OUT)

          Y-DISPL.F        X-ROT. F
            (02)             (04)           (
    1  -1.5058000E-03   4.1852155E-04
    2  -1.4221606E-03   4.1754835E-04
    3  -1.3389090E-03   4.1464932E-04
    4  -1.2564250E-03   4.0988707E-04
    5  -1.1750713E-03   4.0336898E-04
    6  -1.0951845E-03   3.9524544E-04
    7  -1.0170688E-03   3.8568630E-04
    8  -9.4099457E-04   3.7485813E-04
    9  -8.6719946E-04   3.6292133E-04
   10  -7.9588968E-04   3.5002986E-04
   11  -7.2724133E-04   3.3633108E-04
   12  -6.6140168E-04   3.2196579E-04
   13  -5.9849049E-04   3.0706840E-04
   14  -5.3860125E-04   2.9176709E-04
   15  -4.8180243E-04   2.7618413E-04
   16  -4.2813860E-04   2.6043612E-04
   17  -3.7763132E-04   2.4463428E-04
   18  -3.3028123E-04   2.2888349E-04
   19  -2.8606817E-04   2.1327900E-04
   20  -2.4495423E-04   1.9790553E-04
   21  -2.0688575E-04   1.8283804E-04
   22  -1.7179443E-04   1.6814214E-04
   23  -1.3960030E-04   1.5387519E-04
   24  -1.1021246E-04   1.4008674E-04
   25  -8.3530870E-05   1.2681923E-04
   26  -5.9447639E-05   1.1410863E-04
   27  -3.7847813E-05   1.0199367E-04
   28  -1.8607992E-05   9.0513048E-05
   29  -1.5984167E-06   7.9695086E-05
   30   1.3315477E-05   6.9558638E-05
   31   2.6271115E-05   6.0113341E-05
   32   3.7406874E-05   5.1359779E-05
   33   4.6860596E-05   4.3290610E-05
   34   5.4767833E-05   3.5892164E-05
   35   6.1260902E-05   2.9145334E-05
   36   6.6467847E-05   2.3026701E-05
   37   7.0511661E-05   1.7509526E-05
   38   7.3509768E-05   1.2564325E-05
   39   7.5573427E-05   8.1596709E-06
   40   7.6807479E-05   4.2626677E-06
   41   7.7310083E-05   8.3949713E-07
   42   7.7172580E-05  -2.1441478E-06
   43   7.6479431E-05  -4.7226825E-06
   44   7.5308235E-05  -6.9302988E-06
   45   7.3729803E-05  -8.8006704E-06
   46   7.1808261E-05  -1.0366742E-05
   47   6.9601263E-05  -1.1660467E-05
   48   6.7160175E-05  -1.2712670E-05
   49   6.4530327E-05  -1.3552893E-05
   50   6.1751288E-05  -1.4209276E-05
   51   5.8857109E-05  -1.4708474E-05
   52   5.5876630E-05  -1.5075574E-05
   53   5.2834202E-05  -1.5334006E-05
   54   4.9748969E-05  -1.5505601E-05
   55   4.6636412E-05  -1.5610444E-05
   56   4.3508018E-05  -1.5666879E-05
```

```
57   4.0371794E-05  -1.5691310E-05
58   3.7232671E-05  -1.5698086E-05
59   3.5662684E-05  -1.5698406E-05
```

```
+-------------------------------------------------------------------------------------------------------------------------------+
|                   PARATIEPLUS(TM)   NLS ENGINE RELEASE  2018.0    FULL VERSION  *Build date:Nov 13, 2017*                    |
|                                                                                                                               |
|                                    NewProject.BaseDesignSection_28.A2M2R1_1213                                                |
|                                  Exe Time : 4 September 2018 18:05:31                                                         |
+-------------------------------------------------------------------------------------------------------------------------------+
New Project


S T R E S S   R E S U L T S   F O R   G R O U P   N O.   1

0_L                                                              :
ELEMENT TYPE    5 NO.OF ELEMENTS. IN THIS GROUP   59
C U R R E N T   T I M E   I S      3.0000

 HARDENING 2D SOIL ELEMENT

 ****** TOTAL STRESS FORMULATION *****

  EL *   FORCE     DISPL-Y  VERTICAL-P  HORIZON.-P     MAX-V-P     MAX-H-P           STATE   STIFFNESS Z-LEVEL      PORE
E FACTOR    UFACTOR       Peq           Su_a         Su_p     LAYER
 ------------------------------------------------------------------------------------------------------------------------------
-------------------------------------------------------------------------------------------
   1 D  2.1135E-02  1.5058E-03  5.5242E-02  0.2114      5.5242E-02   2.122         PASSIVE   0.000       0.000       0.000
1.000       1.000      0.2114       0.000       0.000     DI1_164_167_L_0
   2 D   2.533      1.4222E-03   3.310       12.66       3.310       12.66         PASSIVE   0.000     -0.2000       0.000
1.000       1.000       12.66       0.000       0.000     DI1_164_167_L_0
   3 D   5.185      1.3389E-03   6.776       25.92       6.776       25.92         PASSIVE   0.000     -0.4000       0.000
1.000       1.000       25.92       0.000       0.000     DI1_164_167_L_0
   4 D   8.045      1.2564E-03   10.51       40.23       10.51       40.23         PASSIVE   0.000     -0.6000       0.000
1.000       1.000       40.23       0.000       0.000     DI1_164_167_L_0
   5 D   10.49      1.1751E-03   14.45       52.44       14.45       52.44            V-C  3.0587E+04 -0.8000       0.000
1.000       1.000       52.44       0.000       0.000     DI1_164_167_L_0
   6 D   10.44      1.0952E-03   18.47       52.21       18.47       52.21            V-C  3.0587E+04  -1.000       0.000
1.000       1.000       52.21       0.000       0.000     DI1_164_167_L_0
   7 D   10.34      1.0171E-03   22.49       51.71       22.49       51.71            V-C  3.0587E+04  -1.200       0.000
1.000       1.000       51.71       0.000       0.000     DI1_164_167_L_0
   8 D   10.21      9.4099E-04   26.55       51.06       26.55       51.06            V-C  3.0587E+04  -1.400       0.000
1.000       1.000       51.06       0.000       0.000     DI1_164_167_L_0
   9 D   10.07      8.6720E-04   31.16       50.34       31.16       50.34            V-C  3.0587E+04  -1.600       0.000
1.000       1.000       50.34       0.000       0.000     DI1_164_167_L_0
  10 D   9.923      7.9589E-04   35.51       49.61       35.51       49.61            V-C  3.0587E+04  -1.800       0.000
1.000       1.000       49.61       0.000       0.000     DI1_164_167_L_0
  11 D   9.784      7.2724E-04   39.68       48.92       39.68       48.92            V-C  3.0587E+04  -2.000       0.000
1.000       1.000       48.92       0.000       0.000     DI1_164_167_L_0
  12 D   9.656      6.6140E-04   43.71       48.28       43.71       48.28            V-C  3.0587E+04  -2.200       0.000
1.000       1.000       48.28       0.000       0.000     DI1_164_167_L_0
  13 D   9.544      5.9849E-04   47.63       47.72       47.63       47.72            V-C  3.0587E+04  -2.400       0.000
1.000       1.000       47.72       0.000       0.000     DI1_164_167_L_0
  14 D   9.448      5.3860E-04   51.46       47.24       51.46       47.24            V-C  3.0587E+04  -2.600       0.000
1.000       1.000       47.24       0.000       0.000     DI1_164_167_L_0
  15 D   9.371      4.8180E-04   55.22       46.86       55.22       46.86            V-C  3.0587E+04  -2.800       0.000
1.000       1.000       46.86       0.000       0.000     DI1_164_167_L_0
  16 D   9.315      4.2814E-04   58.91       46.57       58.91       46.57            V-C  3.0587E+04  -3.000       0.000
1.000       1.000       46.57       0.000       0.000     DI1_164_167_L_0
  17 D   9.279      3.7763E-04   62.76       46.39       62.76       46.39            V-C  3.0587E+04  -3.200       0.000
1.000       1.000       46.39       0.000       0.000     DI1_164_167_L_0
  18 D   9.264      3.3028E-04   66.36       46.32       66.36       46.32            V-C  3.0587E+04  -3.400       0.000
1.000       1.000       46.32       0.000       0.000     DI1_164_167_L_0
  19 D   9.270      2.8607E-04   69.92       46.35       69.92       46.35            V-C  3.0587E+04  -3.600       0.000
1.000       1.000       46.35       0.000       0.000     DI1_164_167_L_0
  20 D   9.296      2.4495E-04   73.46       46.48       73.46       46.48            V-C  3.0587E+04  -3.800       0.000
1.000       1.000       46.48       0.000       0.000     DI1_164_167_L_0
  21 D   9.344      2.0689E-04   76.81       46.72       76.81       46.72            V-C  3.0587E+04  -4.000       0.000
1.000       1.000       46.72       0.000       0.000     DI1_164_167_L_0
  22 D   9.412      1.7179E-04   80.30       47.06       80.30       47.06            V-C  3.0587E+04  -4.200       0.000
1.000       1.000       47.06       0.000       0.000     DI1_164_167_L_0
  23 D   9.499      1.3960E-04   83.78       47.50       83.78       47.50            V-C  3.0587E+04  -4.400       0.000
1.000       1.000       47.50       0.000       0.000     DI1_164_167_L_0
  24 D   9.606      1.1021E-04   87.24       48.03       87.24       48.03            V-C  3.0587E+04  -4.600       0.000
1.000       1.000       48.03       0.000       0.000     DI1_164_167_L_0
```

25 D	9.731	8.3531E-05	90.68	48.65	90.68	48.65	V-C	3.0587E+04	-4.800	0.000	1.000	1.000
48.65	0.000	0.000	DI1_164_167_L_0									
26 D	10.38	5.9448E-05	94.11	51.89	94.11	51.89	V-C	7.3011E+04	-5.000	0.000	1.000	1.000
51.89	0.000	0.000	DI2_165_168_L_0									
27 D	10.35	3.7848E-05	97.53	51.77	97.53	51.77	V-C	7.3011E+04	-5.200	0.000	1.000	1.000
51.77	0.000	0.000	DI2_165_168_L_0									
28 D	10.37	1.8608E-05	100.9	51.83	100.9	51.83	V-C	7.3011E+04	-5.400	0.000	1.000	1.000
51.83	0.000	0.000	DI2_165_168_L_0									
29 D	10.41	1.5984E-06	104.3	52.06	104.3	52.06	V-C	7.3011E+04	-5.600	0.000	1.000	1.000
52.06	0.000	0.000	DI2_165_168_L_0									
30 D	10.37	-1.3315E-05	107.7	51.87	107.7	53.43	UL-RL	1.1682E+05	-5.800	0.000	1.000	1.000
51.87	0.000	0.000	DI2_165_168_L_0									
31 D	10.37	-2.6271E-05	111.1	51.84	111.1	54.91	UL-RL	1.1682E+05	-6.000	0.000	1.000	1.000
51.84	0.000	0.000	DI2_165_168_L_0									
32 D	10.41	-3.7407E-05	114.1	52.03	114.1	56.40	UL-RL	1.1682E+05	-6.200	0.000	1.000	1.000
52.03	0.000	0.000	DI2_165_168_L_0									
33 D	10.49	-4.6861E-05	117.0	52.43	117.0	57.90	UL-RL	1.1682E+05	-6.400	0.000	1.000	1.000
52.43	0.000	0.000	DI2_165_168_L_0									
34 D	10.60	-5.4768E-05	120.0	53.01	120.0	59.40	UL-RL	1.1682E+05	-6.600	0.000	1.000	1.000
53.01	0.000	0.000	DI2_165_168_L_0									
35 D	10.75	-6.1261E-05	123.0	53.75	123.0	60.91	UL-RL	1.1682E+05	-6.800	0.000	1.000	1.000
53.75	0.000	0.000	DI2_165_168_L_0									
36 D	10.93	-6.6468E-05	126.0	54.66	126.0	62.42	UL-RL	1.1682E+05	-7.000	0.000	1.000	1.000
54.66	0.000	0.000	DI2_165_168_L_0									
37 D	11.14	-7.0512E-05	129.0	55.70	129.0	63.94	UL-RL	1.1682E+05	-7.200	0.000	1.000	1.000
55.70	0.000	0.000	DI2_165_168_L_0									
38 D	11.37	-7.3510E-05	132.0	56.87	132.0	65.45	UL-RL	1.1682E+05	-7.400	0.000	1.000	1.000
56.87	0.000	0.000	DI2_165_168_L_0									
39 D	11.63	-7.5573E-05	135.1	58.15	135.1	66.98	UL-RL	1.1682E+05	-7.600	0.000	1.000	1.000
58.15	0.000	0.000	DI2_165_168_L_0									
40 D	11.91	-7.6807E-05	138.1	59.53	138.1	68.50	UL-RL	1.1682E+05	-7.800	0.000	1.000	1.000
59.53	0.000	0.000	DI2_165_168_L_0									
41 D	12.20	-7.7310E-05	141.2	60.99	141.2	70.03	UL-RL	1.1682E+05	-8.000	0.000	1.000	1.000
60.99	0.000	0.000	DI2_165_168_L_0									
42 D	12.51	-7.7173E-05	144.2	62.54	144.2	71.56	UL-RL	1.1682E+05	-8.200	0.000	1.000	1.000
62.54	0.000	0.000	DI2_165_168_L_0									
43 D	12.83	-7.6479E-05	147.3	64.15	147.3	73.09	UL-RL	1.1682E+05	-8.400	0.000	1.000	1.000
64.15	0.000	0.000	DI2_165_168_L_0									
44 D	13.16	-7.5308E-05	150.3	65.82	150.3	74.62	UL-RL	1.1682E+05	-8.600	0.000	1.000	1.000
65.82	0.000	0.000	DI2_165_168_L_0									
45 D	13.51	-7.3730E-05	153.4	67.54	153.4	76.16	UL-RL	1.1682E+05	-8.800	0.000	1.000	1.000
67.54	0.000	0.000	DI2_165_168_L_0									
46 D	13.86	-7.1808E-05	156.5	69.30	156.5	77.69	UL-RL	1.1682E+05	-9.000	0.000	1.000	1.000
69.30	0.000	0.000	DI2_165_168_L_0									
47 D	14.22	-6.9601E-05	159.6	71.10	159.6	79.23	UL-RL	1.1682E+05	-9.200	0.000	1.000	1.000
71.10	0.000	0.000	DI2_165_168_L_0									
48 D	14.58	-6.7160E-05	162.7	72.92	162.7	80.77	UL-RL	1.1682E+05	-9.400	0.000	1.000	1.000
72.92	0.000	0.000	DI2_165_168_L_0									
49 D	14.95	-6.4530E-05	165.8	74.77	165.8	82.31	UL-RL	1.1682E+05	-9.600	0.000	1.000	1.000
74.77	0.000	0.000	DI2_165_168_L_0									
50 D	15.33	-6.1751E-05	168.9	76.64	168.9	83.85	UL-RL	1.1682E+05	-9.800	0.000	1.000	1.000
76.64	0.000	0.000	DI2_165_168_L_0									
51 D	15.70	-5.8857E-05	172.0	78.52	172.0	85.40	UL-RL	1.1682E+05	-10.00	0.000	1.000	1.000
78.52	0.000	0.000	DI2_165_168_L_0									
52 D	16.08	-5.5877E-05	175.1	80.41	175.1	86.94	UL-RL	1.1682E+05	-10.20	0.000	1.000	1.000
80.41	0.000	0.000	DI2_165_168_L_0									
53 D	16.46	-5.2834E-05	178.2	82.31	178.2	88.49	UL-RL	1.1682E+05	-10.40	0.000	1.000	1.000
82.31	0.000	0.000	DI2_165_168_L_0									
54 D	16.84	-4.9749E-05	181.3	84.22	181.3	90.03	UL-RL	1.1682E+05	-10.60	0.000	1.000	1.000
84.22	0.000	0.000	DI2_165_168_L_0									
55 D	17.23	-4.6636E-05	184.4	86.13	184.4	91.58	UL-RL	1.1682E+05	-10.80	0.000	1.000	1.000
86.13	0.000	0.000	DI2_165_168_L_0									
56 D	17.61	-4.3508E-05	187.6	88.04	187.6	93.13	UL-RL	1.1682E+05	-11.00	0.000	1.000	1.000
88.04	0.000	0.000	DI2_165_168_L_0									
57 D	17.99	-4.0372E-05	190.7	89.96	190.7	94.67	UL-RL	1.1682E+05	-11.20	0.000	1.000	1.000
89.96	0.000	0.000	DI2_165_168_L_0									
58 D	13.78	-3.7233E-05	193.8	91.87	193.8	96.22	UL-RL	1.1682E+05	-11.40	0.000	1.000	1.000
91.87	0.000	0.000	DI2_165_168_L_0									
59 D	4.642	-3.5663E-05	195.4	92.83	195.4	97.00	UL-RL	1.1682E+05	-11.50	0.000	1.000	1.000
92.83	0.000	0.000	DI2_165_168_L_0									

```
+-------------------------------------------------------------------------------------------------------------------------+
|                   PARATIEPLUS(TM)   NLS ENGINE RELEASE  2018.0    FULL VERSION  *Build date:Nov 13, 2017*               |
|                                                                                                                         |
|                                    NewProject.BaseDesignSection_28.A2M2R1_1213                                          |
|                                  Exe Time : 4 September 2018 18:05:31                                                   |
+-------------------------------------------------------------------------------------------------------------------------+
New Project


S T R E S S   R E S U L T S   F O R   G R O U P   N O.   2

0_R                                                          :
ELEMENT TYPE    5 NO.OF ELEMENTS. IN THIS GROUP   59
C U R R E N T   T I M E   I S      3.0000

 HARDENING 2D SOIL ELEMENT

 ****** TOTAL STRESS FORMULATION *****

  EL *   FORCE     DISPL-Y  VERTICAL-P  HORIZON.-P     MAX-V-P     MAX-H-P           STATE   STIFFNESS Z-LEVEL      PORE
E FACTOR    UFACTOR       Peq           Su_a         Su_p     LAYER
 ------------------------------------------------------------------------------------------------------------------------
------------------------------------------------------------------------------------------
   1     0.000         --          --          --          --          --          REMOVED     --        0.000       0.000
1.000       1.000       0.000       0.000       0.000     not available
   2     0.000         --          --          --          --          --          REMOVED     --       -0.2000      0.000
1.000       1.000       0.000       0.000       0.000     not available
   3     0.000         --          --          --          --          --          REMOVED     --       -0.4000      0.000
1.000       1.000       0.000       0.000       0.000     not available
   4     0.000         --          --          --          --          --          REMOVED     --       -0.6000      0.000
1.000       1.000       0.000       0.000       0.000     not available
   5     0.000         --          --          --          --          --          REMOVED     --       -0.8000      0.000
1.000       1.000       0.000       0.000       0.000     not available
   6 D   0.000     -1.0952E-03   0.000       0.000       16.00       18.71        ACTIVE   0.000       -1.000      0.000
1.000       1.000       0.000       0.000       0.000     DI1_164_167_L_0
   7 D  0.2618     -1.0171E-03   3.200       1.309       19.20       20.60        ACTIVE   0.000       -1.200      0.000
1.000       1.000       1.309       0.000       0.000     DI1_164_167_L_0
   8 D  0.5235     -9.4099E-04   6.400       2.618       22.40       22.28        ACTIVE   0.000       -1.400      0.000
1.000       1.000       2.618       0.000       0.000     DI1_164_167_L_0
   9 D  0.7853     -8.6720E-04   9.600       3.926       25.60       23.81        ACTIVE   0.000       -1.600      0.000
1.000       1.000       3.926       0.000       0.000     DI1_164_167_L_0
  10 D   1.047     -7.9589E-04   12.80       5.235       28.80       25.27        ACTIVE   0.000       -1.800      0.000
1.000       1.000       5.235       0.000       0.000     DI1_164_167_L_0
  11 D   1.309     -7.2724E-04   16.00       6.544       32.00       26.68        ACTIVE   0.000       -2.000      0.000
1.000       1.000       6.544       0.000       0.000     DI1_164_167_L_0
  12 D   1.571     -6.6140E-04   19.20       7.853       35.20       28.05        ACTIVE   0.000       -2.200      0.000
1.000       1.000       7.853       0.000       0.000     DI1_164_167_L_0
  13 D   1.832     -5.9849E-04   22.40       9.162       38.40       29.41        ACTIVE   0.000       -2.400      0.000
1.000       1.000       9.162       0.000       0.000     DI1_164_167_L_0
  14 D   2.094     -5.3860E-04   25.60       10.47       41.60       30.77        ACTIVE   0.000       -2.600      0.000
1.000       1.000       10.47       0.000       0.000     DI1_164_167_L_0
  15 D   2.356     -4.8180E-04   28.80       11.78       44.80       32.12        ACTIVE   0.000       -2.800      0.000
1.000       1.000       11.78       0.000       0.000     DI1_164_167_L_0
  16 D   2.618     -4.2814E-04   32.00       13.09       48.00       33.48        ACTIVE   0.000       -3.000      0.000
1.000       1.000       13.09       0.000       0.000     DI1_164_167_L_0
  17 D   3.069     -3.7763E-04   35.20       15.35       51.20       34.84          UL-RL  4.0048E+04  -3.200      0.000
1.000       1.000       15.35       0.000       0.000     DI1_164_167_L_0
  18 D   3.728     -3.3028E-04   38.40       18.64       54.40       36.22          UL-RL  4.0048E+04  -3.400      0.000
1.000       1.000       18.64       0.000       0.000     DI1_164_167_L_0
  19 D   4.363     -2.8607E-04   41.60       21.82       57.60       37.60          UL-RL  4.0048E+04  -3.600      0.000
1.000       1.000       21.82       0.000       0.000     DI1_164_167_L_0
  20 D   4.975     -2.4495E-04   44.80       24.88       60.80       38.99          UL-RL  4.0048E+04  -3.800      0.000
1.000       1.000       24.88       0.000       0.000     DI1_164_167_L_0
  21 D   5.564     -2.0689E-04   48.00       27.82       64.00       40.39          UL-RL  4.0048E+04  -4.000      0.000
1.000       1.000       27.82       0.000       0.000     DI1_164_167_L_0
  22 D   6.131     -1.7179E-04   51.20       30.65       67.20       41.80          UL-RL  4.0048E+04  -4.200      0.000
1.000       1.000       30.65       0.000       0.000     DI1_164_167_L_0
  23 D   6.676     -1.3960E-04   54.40       33.38       70.40       43.23          UL-RL  4.0048E+04  -4.400      0.000
1.000       1.000       33.38       0.000       0.000     DI1_164_167_L_0
  24 D   7.200     -1.1021E-04   57.60       36.00       73.60       44.66          UL-RL  4.0048E+04  -4.600      0.000
1.000       1.000       36.00       0.000       0.000     DI1_164_167_L_0
```

25 D	7.704	-8.3531E-05	60.80	38.52	76.80	46.10	UL-RL	4.0048E+04	-4.800	0.000	
1.000	1.000	38.52	0.000	0.000	DI1_164_167_L_0						
26 D	7.640	-5.9448E-05	64.00	38.20	80.00	47.55	UL-RL	8.6200E+04	-5.000	0.000	
1.000	1.000	38.20	0.000	0.000	DI2_165_168_L_0						
27 D	8.306	-3.7848E-05	67.20	41.53	83.20	49.01	UL-RL	8.6200E+04	-5.200	0.000	
1.000	1.000	41.53	0.000	0.000	DI2_165_168_L_0						
28 D	8.933	-1.8608E-05	70.40	44.66	86.40	50.47	UL-RL	8.6200E+04	-5.400	0.000	
1.000	1.000	44.66	0.000	0.000	DI2_165_168_L_0						
29 D	9.522	-1.5984E-06	73.60	47.61	89.60	51.95	UL-RL	8.6200E+04	-5.600	0.000	
1.000	1.000	47.61	0.000	0.000	DI2_165_168_L_0						
30 D	10.08	1.3315E-05	76.80	50.38	92.80	53.43	UL-RL	8.6200E+04	-5.800	0.000	
1.000	1.000	50.38	0.000	0.000	DI2_165_168_L_0						
31 D	10.60	2.6271E-05	80.00	52.99	96.00	54.91	UL-RL	8.6200E+04	-6.000	0.000	
1.000	1.000	52.99	0.000	0.000	DI2_165_168_L_0						
32 D	11.07	3.7407E-05	83.20	55.35	99.20	56.57	UL-RL	8.6200E+04	-6.200	0.000	
1.000	1.000	55.35	0.000	0.000	DI2_165_168_L_0						
33 D	11.51	4.6861E-05	86.40	57.56	102.4	58.26	UL-RL	8.6200E+04	-6.400	0.000	
1.000	1.000	57.56	0.000	0.000	DI2_165_168_L_0						
34 D	11.93	5.4768E-05	89.60	59.65	105.6	59.92	UL-RL	8.6200E+04	-6.600	0.000	
1.000	1.000	59.65	0.000	0.000	DI2_165_168_L_0						
35 D	12.31	6.1261E-05	92.80	61.54	108.8	61.73	UL-RL	8.6200E+04	-6.800	0.000	
1.000	1.000	61.54	0.000	0.000	DI2_165_168_L_0						
36 D	12.67	6.6468E-05	96.00	63.36	112.0	63.48	UL-RL	8.6200E+04	-7.000	0.000	
1.000	1.000	63.36	0.000	0.000	DI2_165_168_L_0						
37 D	13.02	7.0512E-05	99.20	65.12	115.2	65.17	UL-RL	8.6200E+04	-7.200	0.000	
1.000	1.000	65.12	0.000	0.000	DI2_165_168_L_0						
38 D	13.36	7.3510E-05	102.4	66.82	118.4	66.82	UL-RL	8.6200E+04	-7.400	0.000	
1.000	1.000	66.82	0.000	0.000	DI2_165_168_L_0						
39 D	13.69	7.5573E-05	105.6	68.46	121.6	68.46	V-C	5.3875E+04	-7.600	0.000	
1.000	1.000	68.46	0.000	0.000	DI2_165_168_L_0						
40 D	14.01	7.6807E-05	108.8	70.05	124.8	70.05	V-C	5.3875E+04	-7.800	0.000	
1.000	1.000	70.05	0.000	0.000	DI2_165_168_L_0						
41 D	14.32	7.7310E-05	112.0	71.61	128.0	71.61	V-C	5.3875E+04	-8.000	0.000	
1.000	1.000	71.61	0.000	0.000	DI2_165_168_L_0						
42 D	14.63	7.7173E-05	115.2	73.13	131.2	73.13	V-C	5.3875E+04	-8.200	0.000	
1.000	1.000	73.13	0.000	0.000	DI2_165_168_L_0						
43 D	14.93	7.6479E-05	118.4	74.63	134.4	74.63	V-C	5.3875E+04	-8.400	0.000	
1.000	1.000	74.63	0.000	0.000	DI2_165_168_L_0						
44 D	15.22	7.5308E-05	121.6	76.10	137.6	76.10	V-C	5.3875E+04	-8.600	0.000	
1.000	1.000	76.10	0.000	0.000	DI2_165_168_L_0						
45 D	15.51	7.3730E-05	124.8	77.55	140.8	77.55	V-C	5.3875E+04	-8.800	0.000	
1.000	1.000	77.55	0.000	0.000	DI2_165_168_L_0						
46 D	15.80	7.1808E-05	128.0	78.99	144.0	78.99	V-C	5.3875E+04	-9.000	0.000	
1.000	1.000	78.99	0.000	0.000	DI2_165_168_L_0						
47 D	16.08	6.9601E-05	131.2	80.41	147.2	80.41	V-C	5.3875E+04	-9.200	0.000	
1.000	1.000	80.41	0.000	0.000	DI2_165_168_L_0						
48 D	16.36	6.7160E-05	134.4	81.82	150.4	81.82	V-C	5.3875E+04	-9.400	0.000	
1.000	1.000	81.82	0.000	0.000	DI2_165_168_L_0						
49 D	16.64	6.4530E-05	137.6	83.22	153.6	83.22	V-C	5.3875E+04	-9.600	0.000	
1.000	1.000	83.22	0.000	0.000	DI2_165_168_L_0						
50 D	16.92	6.1751E-05	140.8	84.61	156.8	84.61	V-C	5.3875E+04	-9.800	0.000	
1.000	1.000	84.61	0.000	0.000	DI2_165_168_L_0						
51 D	17.20	5.8857E-05	144.0	86.00	160.0	86.00	V-C	5.3875E+04	-10.00	0.000	
1.000	1.000	86.00	0.000	0.000	DI2_165_168_L_0						
52 D	17.48	5.5877E-05	147.2	87.39	163.2	87.39	V-C	5.3875E+04	-10.20	0.000	
1.000	1.000	87.39	0.000	0.000	DI2_165_168_L_0						
53 D	17.75	5.2834E-05	150.4	88.77	166.4	88.77	V-C	5.3875E+04	-10.40	0.000	
1.000	1.000	88.77	0.000	0.000	DI2_165_168_L_0						
54 D	18.03	4.9749E-05	153.6	90.15	169.6	90.15	V-C	5.3875E+04	-10.60	0.000	
1.000	1.000	90.15	0.000	0.000	DI2_165_168_L_0						
55 D	18.30	4.6636E-05	156.8	91.50	172.8	91.58	UL-RL	8.6200E+04	-10.80	0.000	
1.000	1.000	91.50	0.000	0.000	DI2_165_168_L_0						
56 D	18.56	4.3508E-05	160.0	92.78	176.0	93.13	UL-RL	8.6200E+04	-11.00	0.000	
1.000	1.000	92.78	0.000	0.000	DI2_165_168_L_0						
57 D	18.81	4.0372E-05	163.2	94.06	179.2	94.67	UL-RL	8.6200E+04	-11.20	0.000	
1.000	1.000	94.06	0.000	0.000	DI2_165_168_L_0						
58 D	14.30	3.7233E-05	166.4	95.34	182.4	96.22	UL-RL	8.6200E+04	-11.40	0.000	
1.000	1.000	95.34	0.000	0.000	DI2_165_168_L_0						
59 D	4.799	3.5663E-05	168.0	95.98	184.0	97.00	UL-RL	8.6200E+04	-11.50	0.000	
1.000	1.000	95.98	0.000	0.000	DI2_165_168_L_0						

```
+-------------------------------------------------------------------------------------------------------------------------+
|                   PARATIEPLUS(TM)   NLS ENGINE RELEASE  2018.0    FULL VERSION  *Build date:Nov 13, 2017*              |
|                                                                                                                         |
|                                      NewProject.BaseDesignSection_28.A2M2R1_1213                                        |
|                                    Exe Time : 4 September 2018 18:05:31                                                 |
+-------------------------------------------------------------------------------------------------------------------------+
New Project


S T R E S S   R E S U L T S   F O R   G R O U P   N O.   3

WallElement_33                                                  :
ELEMENT TYPE    2 NO.OF ELEMENTS. IN THIS GROUP   58
C U R R E N T   T I M E   I S     3.0000

 WALL2D ELEMENT

   EL      TA          TB          MA          MB
-------------------------------------------------------
    1 -119.92      119.92    -4.11653E-11 -23.985
    2 -117.39      117.39      23.985     -47.463
    3 -112.21      112.21      47.463     -69.904
    4 -104.16      104.16      69.904     -90.736
    5 -93.673      93.673      90.736     -109.47
    6 -83.230      83.230      109.47     -126.12
    7 -73.150      73.150      126.12     -140.75
    8 -63.462      63.462      140.75     -153.44
    9 -54.179      54.179      153.44     -164.27
   10 -45.303      45.303      164.27     -173.34
   11 -36.828      36.828      173.34     -180.70
   12 -28.742      28.742      180.70     -186.45
   13 -21.031      21.031      186.45     -190.66
   14 -13.677      13.677      190.66     -193.39
   15 -6.6609      6.6609      193.39     -194.72
   16 3.62318E-02-3.62318E-02  194.72     -194.72
   17  6.2458     -6.2458      194.72     -193.47
   18  11.781     -11.781      193.47     -191.11
   19  16.687     -16.687      191.11     -187.77
   20  21.009     -21.009      187.77     -183.57
   21  24.789     -24.789      183.57     -178.61
   22  28.070     -28.070      178.61     -173.00
   23  30.894     -30.894      173.00     -166.82
   24  33.300     -33.300      166.82     -160.16
   25  35.326     -35.326      160.16     -153.10
   26  38.064     -38.064      153.10     -145.48
   27  40.112     -40.112      145.48     -137.46
   28  41.545     -41.545      137.46     -129.15
   29  42.435     -42.435      129.15     -120.66
   30  42.733     -42.733      120.66     -112.12
   31  42.502     -42.502      112.12     -103.62
   32  41.839     -41.839      103.62     -95.250
   33  40.812     -40.812      95.250     -87.087
   34  39.484     -39.484      87.087     -79.190
   35  37.927     -37.927      79.190     -71.605
   36  36.185     -36.185      71.605     -64.368
   37  34.301     -34.301      64.368     -57.508
   38  32.309     -32.309      57.508     -51.046
   39  30.247     -30.247      51.046     -44.997
   40  28.142     -28.142      44.997     -39.368
   41  26.019     -26.019      39.368     -34.164
   42  23.901     -23.901      34.164     -29.384
   43  21.806     -21.806      29.384     -25.023
   44  19.750     -19.750      25.023     -21.073
   45  17.749     -17.749      21.073     -17.523
   46  15.812     -15.812      17.523     -14.361
   47  13.950     -13.950      14.361     -11.571
   48  12.171     -12.171      11.571     -9.1366
   49  10.482     -10.482      9.1366     -7.0402
   50  8.8875     -8.8875      7.0402     -5.2627
   51  7.3914     -7.3914      5.2627     -3.7844
   52  5.9968     -5.9968      3.7844     -2.5851
```

53	4.7057	-4.7057	2.5851	-1.6439
54	3.5197	-3.5197	1.6439	-0.93998
55	2.4456	-2.4456	0.93998	-0.45086
56	1.4981	-1.4981	0.45086	-0.15125
57	0.67752	-0.67752	0.15125	-1.57475E-02
58	0.15746	-0.15746	1.57475E-02	1.78080E-12

```
+-------------------------------------------------------------------------------------------------------------------------------+
|                   PARATIEPLUS(TM)   NLS ENGINE RELEASE  2018.0    FULL VERSION  *Build date:Nov 13, 2017*                    |
|                                                                                                                               |
|                                     NewProject.BaseDesignSection_28.A2M2R1_1213                                               |
|                                  Exe Time : 4 September 2018 18:05:31                                                         |
+-------------------------------------------------------------------------------------------------------------------------------+
New Project


S T R E S S   R E S U L T S   F O R   G R O U P   N O.   4

Tieback_175                                                :
ELEMENT TYPE    6 NO.OF ELEMENTS. IN THIS GROUP    1
C U R R E N T   T I M E   I S      3.0000

 POST-TENSION 2D-BOUNDARY ELEMENT

         EL    FORCE          d0          EDISPL     pl. eps          K     -ve limit   +ve limit
-----------------------------------------------------------------------------------------------------------
 ANCHOR    1   138.50     -1.43920E-03 -1.43920E-03   0.0000       0.0000       0.0000       0.0000     BORN NOW JUST
ACTIVATED

 ITER     0 RNORM = 0.000     RMNORM= 0.000
             RINORM=0.2551E+06 RIMNOR=0.1566E+07
             RENORM= 2401.     REMNOR=0.6092E-20 RATIO =0.9702E-01 TOLER =0.1000E-03  NOT CONVERGED
             RFMAX = 119.9     RMMAX = 194.7
             RTSMAL=0.1000E-02 RMSMAL=0.1000E-02
             RDT   =0.2551E+06 RDR   =0.1566E+07
             RATIOT=0.9702E-01 RATIOR= 0.000
             MAX UN= 12.31     IEQ=    69 NODE     35 DOF   1  Y-DISPL.F
             MIN UN=-.6050E-09 IEQ=     3 NODE      2 DOF   1  Y-DISPL.F
             NO. OF CONTACT CONSTRAINT VIOLATIONS     0


 ITER     2 RNORM = 0.000     RMNORM= 0.000
             RINORM=0.2551E+06 RIMNOR=0.1566E+07
             RENORM= 359.5     REMNOR=0.2614E-18 RATIO =0.3754E-01 TOLER =0.1000E-03  NOT CONVERGED
             RFMAX = 119.9     RMMAX = 194.7
             RTSMAL=0.1000E-02 RMSMAL=0.1000E-02
             RDT   =0.2551E+06 RDR   =0.1566E+07
             RATIOT=0.3754E-01 RATIOR= 0.000
             MAX UN= 8.687     IEQ=    73 NODE     37 DOF   1  Y-DISPL.F
             MIN UN=-.1553E-08 IEQ=     9 NODE      5 DOF   1  Y-DISPL.F
             NO. OF CONTACT CONSTRAINT VIOLATIONS     0


 ITER     3 RNORM = 0.000     RMNORM= 0.000
             RINORM=0.2551E+06 RIMNOR=0.1566E+07
             RENORM= 24.76     REMNOR=0.3378E-18 RATIO =0.9852E-02 TOLER =0.1000E-03  NOT CONVERGED
             RFMAX = 119.9     RMMAX = 194.7
             RTSMAL=0.1000E-02 RMSMAL=0.1000E-02
             RDT   =0.2551E+06 RDR   =0.1566E+07
             RATIOT=0.9852E-02 RATIOR= 0.000
             MAX UN= 2.617     IEQ=    79 NODE     40 DOF   1  Y-DISPL.F
             MIN UN=-.3427E-08 IEQ=    73 NODE     37 DOF   1  Y-DISPL.F
             NO. OF CONTACT CONSTRAINT VIOLATIONS     0


 ITER     4 RNORM = 0.000     RMNORM= 0.000
             RINORM=0.2551E+06 RIMNOR=0.1566E+07
             RENORM=0.2594     REMNOR=0.1458E-18 RATIO =0.1008E-02 TOLER =0.1000E-03  NOT CONVERGED
             RFMAX = 119.9     RMMAX = 194.7
             RTSMAL=0.1000E-02 RMSMAL=0.1000E-02
             RDT   =0.2551E+06 RDR   =0.1566E+07
             RATIOT=0.1008E-02 RATIOR= 0.000
             MAX UN=0.3082     IEQ=    99 NODE     50 DOF   1  Y-DISPL.F
             MIN UN=-.1598E-08 IEQ=    51 NODE     26 DOF   1  Y-DISPL.F
             NO. OF CONTACT CONSTRAINT VIOLATIONS     0


 ITER     5 RNORM = 0.000     RMNORM= 0.000
```

```
RINORM=0.2551E+06 RIMNOR=0.1566E+07
RENORM=0.3493E-16 REMNOR=0.1386E-18 RATIO =0.1170E-10 TOLER =0.1000E-03      CONVERGED !
RFMAX = 119.9     RMMAX = 194.7
RTSMAL=0.1000E-02 RMSMAL=0.1000E-02
RDT   =0.2551E+06 RDR   =0.1566E+07
RATIOT=0.1170E-10 RATIOR= 0.000
MAX UN=0.1653E-08 IEQ=    63 NODE     32 DOF   1  Y-DISPL.F
MIN UN=-.1840E-08 IEQ=    65 NODE     33 DOF   1  Y-DISPL.F
NO. OF CONTACT CONSTRAINT VIOLATIONS     0
```

```
+-------------------------------------------------------------------------------------------------------------------------+
|                   PARATIEPLUS(TM)   NLS ENGINE RELEASE  2018.0    FULL VERSION  *Build date:Nov 13, 2017*              |
|                                                                                                                         |
|                                      NewProject.BaseDesignSection_28.A2M2R1_1213                                        |
|                                   Exe Time : 4 September 2018 18:05:31                                                  |
+-------------------------------------------------------------------------------------------------------------------------+
New Project
SOLUTION REACHED USING     5 ITERATIONS ON   40

P R I N T   O U T   F O R   T I M E   S T E P    4     ( AT TIME   4.000     )

PRINT OUT OF ACTIVE COMPONENTS (FIXED NODES ARE NOT PRINTED OUT)

          Y-DISPL.F        X-ROT. F
            (02)             (04)           (
    1   5.7032337E-04   5.4770414E-04
    2   6.7979789E-04   5.4670945E-04
    3   7.8887467E-04   5.4372757E-04
    4   8.9715714E-04   5.3876898E-04
    5   1.0042531E-03   5.3187302E-04
    6   1.1097826E-03   5.2312126E-04
    7   1.2133846E-03   5.1261390E-04
    8   1.3147177E-03   5.0044916E-04
    9   1.4134601E-03   4.8672257E-04
   10   1.5093088E-03   4.7152663E-04
   11   1.6019788E-03   4.5495071E-04
   12   1.6912028E-03   4.3708112E-04
   13   1.7767305E-03   4.1800124E-04
   14   1.8583280E-03   3.9779179E-04
   15   1.9357772E-03   3.7653106E-04
   16   2.0088754E-03   3.5429530E-04
   17   2.0774357E-03   3.3116115E-04
   18   2.1412857E-03   3.0720961E-04
   19   2.2002708E-03   2.8252628E-04
   20   2.2542535E-03   2.5720163E-04
   21   2.3031148E-03   2.3133097E-04
   22   2.3467559E-03   2.0501379E-04
   23   2.3850975E-03   1.7835451E-04
   24   2.4180821E-03   1.5146204E-04
   25   2.4456743E-03   1.2444990E-04
   26   2.4678620E-03   9.7436206E-05
   27   2.4846563E-03   7.0536067E-05
   28   2.4960913E-03   4.3860834E-05
   29   2.5022234E-03   1.7526350E-05
   30   2.5031325E-03  -8.3475988E-06
   31   2.4989233E-03  -3.3637161E-05
   32   2.4897252E-03  -5.8214307E-05
   33   2.4756939E-03  -8.1947578E-05
   34   2.4570115E-03  -1.0470160E-04
   35   2.4338878E-03  -1.2633757E-04
   36   2.4065605E-03  -1.4671309E-04
   37   2.3752948E-03  -1.6570627E-04
   38   2.3403757E-03  -1.8323529E-04
   39   2.3021015E-03  -1.9925279E-04
   40   2.2607762E-03  -2.1374626E-04
   41   2.2167031E-03  -2.2673796E-04
   42   2.1701774E-03  -2.3828485E-04
   43   2.1214801E-03  -2.4846794E-04
   44   2.0708753E-03  -2.5737506E-04
   45   2.0186095E-03  -2.6509426E-04
   46   1.9649111E-03  -2.7171367E-04
   47   1.9099915E-03  -2.7732102E-04
   48   1.8540444E-03  -2.8200366E-04
   49   1.7972459E-03  -2.8584828E-04
   50   1.7397555E-03  -2.8894082E-04
   51   1.6817143E-03  -2.9136638E-04
   52   1.6232463E-03  -2.9320911E-04
   53   1.5644655E-03  -2.9455189E-04
   54   1.5054564E-03  -2.9547687E-04
   55   1.4462972E-03  -2.9606474E-04
   56   1.3870476E-03  -2.9639487E-04
```

```
57   1.3277513E-03  -2.9654446E-04
58   1.2684369E-03  -2.9658789E-04
59   1.2387750E-03  -2.9659003E-04
```

```
+-------------------------------------------------------------------------------------------------------------------------------+
|                   PARATIEPLUS(TM)   NLS ENGINE RELEASE  2018.0    FULL VERSION  *Build date:Nov 13, 2017*                    |
|                                                                                                                               |
|                                     NewProject.BaseDesignSection_28.A2M2R1_1213                                               |
|                                  Exe Time : 4 September 2018 18:05:31                                                         |
+-------------------------------------------------------------------------------------------------------------------------------+
New Project


S T R E S S   R E S U L T S   F O R   G R O U P   N O.   1

0_L                                                          :
ELEMENT TYPE    5 NO.OF ELEMENTS. IN THIS GROUP   59
C U R R E N T   T I M E   I S      4.0000

 HARDENING 2D SOIL ELEMENT

 ****** TOTAL STRESS FORMULATION *****

  EL *   FORCE     DISPL-Y  VERTICAL-P  HORIZON.-P     MAX-V-P     MAX-H-P          STATE   STIFFNESS Z-LEVEL      PORE
E FACTOR    UFACTOR       Peq          Su_a         Su_p     LAYER
 ------------------------------------------------------------------------------------------------------------------------------
-------------------------------------------------------------------------------------------
   1 D  2.2594E-03 -5.7032E-04  5.5242E-02  2.2594E-02  5.5242E-02   2.122          ACTIVE   0.000       0.000       0.000
1.000       1.000      2.2594E-02   0.000       0.000     DI1_164_167_L_0
   2 D  0.2707     -6.7980E-04   3.310       1.354       3.310       12.66          ACTIVE   0.000     -0.2000       0.000
1.000       1.000       1.354       0.000       0.000     DI1_164_167_L_0
   3 D   1.019     -7.8887E-04   6.776       5.097       6.776       25.92           UL-RL   9788.     -0.4000       0.000
1.000       1.000       5.097       0.000       0.000     DI1_164_167_L_0
   4 D   3.829     -8.9716E-04   10.51       19.15       10.51       40.23           UL-RL   9788.     -0.6000       0.000
1.000       1.000       19.15       0.000       0.000     DI1_164_167_L_0
   5 D   6.222     -1.0043E-03   14.45       31.11       14.45       52.44           UL-RL   9788.     -0.8000       0.000
1.000       1.000       31.11       0.000       0.000     DI1_164_167_L_0
   6 D   6.126     -1.1098E-03   18.47       30.63       18.47       52.21           UL-RL   9788.      -1.000       0.000
1.000       1.000       30.63       0.000       0.000     DI1_164_167_L_0
   7 D   5.976     -1.2134E-03   22.49       29.88       22.49       51.71           UL-RL   9788.      -1.200       0.000
1.000       1.000       29.88       0.000       0.000     DI1_164_167_L_0
   8 D   5.796     -1.3147E-03   26.55       28.98       26.55       51.06           UL-RL   9788.      -1.400       0.000
1.000       1.000       28.98       0.000       0.000     DI1_164_167_L_0
   9 D   5.603     -1.4135E-03   31.16       28.02       31.16       50.34           UL-RL   9788.      -1.600       0.000
1.000       1.000       28.02       0.000       0.000     DI1_164_167_L_0
  10 D   5.410     -1.5093E-03   35.51       27.05       35.51       49.61           UL-RL   9788.      -1.800       0.000
1.000       1.000       27.05       0.000       0.000     DI1_164_167_L_0
  11 D   5.224     -1.6020E-03   39.68       26.12       39.68       48.92           UL-RL   9788.      -2.000       0.000
1.000       1.000       26.12       0.000       0.000     DI1_164_167_L_0
  12 D   5.051     -1.6912E-03   43.71       25.26       43.71       48.28           UL-RL   9788.      -2.200       0.000
1.000       1.000       25.26       0.000       0.000     DI1_164_167_L_0
  13 D   4.894     -1.7767E-03   47.63       24.47       47.63       47.72           UL-RL   9788.      -2.400       0.000
1.000       1.000       24.47       0.000       0.000     DI1_164_167_L_0
  14 D   4.756     -1.8583E-03   51.46       23.78       51.46       47.24           UL-RL   9788.      -2.600       0.000
1.000       1.000       23.78       0.000       0.000     DI1_164_167_L_0
  15 D   4.639     -1.9358E-03   55.22       23.19       55.22       46.86           UL-RL   9788.      -2.800       0.000
1.000       1.000       23.19       0.000       0.000     DI1_164_167_L_0
  16 D   4.819     -2.0089E-03   58.91       24.10       58.91       46.57          ACTIVE   0.000      -3.000       0.000
1.000       1.000       24.10       0.000       0.000     DI1_164_167_L_0
  17 D   5.134     -2.0774E-03   62.76       25.67       62.76       46.39          ACTIVE   0.000      -3.200       0.000
1.000       1.000       25.67       0.000       0.000     DI1_164_167_L_0
  18 D   5.428     -2.1413E-03   66.36       27.14       66.36       46.32          ACTIVE   0.000      -3.400       0.000
1.000       1.000       27.14       0.000       0.000     DI1_164_167_L_0
  19 D   5.720     -2.2003E-03   69.92       28.60       69.92       46.35          ACTIVE   0.000      -3.600       0.000
1.000       1.000       28.60       0.000       0.000     DI1_164_167_L_0
  20 D   6.009     -2.2543E-03   73.46       30.04       73.46       46.48          ACTIVE   0.000      -3.800       0.000
1.000       1.000       30.04       0.000       0.000     DI1_164_167_L_0
  21 D   6.283     -2.3031E-03   76.81       31.41       76.81       46.72          ACTIVE   0.000      -4.000       0.000
1.000       1.000       31.41       0.000       0.000     DI1_164_167_L_0
  22 D   6.569     -2.3468E-03   80.30       32.84       80.30       47.06          ACTIVE   0.000      -4.200       0.000
1.000       1.000       32.84       0.000       0.000     DI1_164_167_L_0
  23 D   6.853     -2.3851E-03   83.78       34.26       83.78       47.50          ACTIVE   0.000      -4.400       0.000
1.000       1.000       34.26       0.000       0.000     DI1_164_167_L_0
  24 D   7.136     -2.4181E-03   87.24       35.68       87.24       48.03          ACTIVE   0.000      -4.600       0.000
1.000       1.000       35.68       0.000       0.000     DI1_164_167_L_0
```

25 D	7.418	-2.4457E-03	90.68	37.09	90.68	48.65	ACTIVE	0.000	-4.800	0.000	
1.000	1.000	37.09	0.000	0.000	DI1_164_167_L_0						
26 D	6.751	-2.4679E-03	94.11	33.76	94.11	51.89	ACTIVE	0.000	-5.000	0.000	
1.000	1.000	33.76	0.000	0.000	DI2_165_168_L_0						
27 D	7.003	-2.4847E-03	97.53	35.02	97.53	51.77	ACTIVE	0.000	-5.200	0.000	
1.000	1.000	35.02	0.000	0.000	DI2_165_168_L_0						
28 D	7.255	-2.4961E-03	100.9	36.27	100.9	51.83	ACTIVE	0.000	-5.400	0.000	
1.000	1.000	36.27	0.000	0.000	DI2_165_168_L_0						
29 D	7.506	-2.5022E-03	104.3	37.53	104.3	52.06	ACTIVE	0.000	-5.600	0.000	
1.000	1.000	37.53	0.000	0.000	DI2_165_168_L_0						
30 D	7.756	-2.5031E-03	107.7	38.78	107.7	53.43	ACTIVE	0.000	-5.800	0.000	
1.000	1.000	38.78	0.000	0.000	DI2_165_168_L_0						
31 D	8.006	-2.4989E-03	111.1	40.03	111.1	54.91	ACTIVE	0.000	-6.000	0.000	
1.000	1.000	40.03	0.000	0.000	DI2_165_168_L_0						
32 D	8.224	-2.4897E-03	114.1	41.12	114.1	56.40	ACTIVE	0.000	-6.200	0.000	
1.000	1.000	41.12	0.000	0.000	DI2_165_168_L_0						
33 D	8.443	-2.4757E-03	117.0	42.21	117.0	57.90	ACTIVE	0.000	-6.400	0.000	
1.000	1.000	42.21	0.000	0.000	DI2_165_168_L_0						
34 D	8.663	-2.4570E-03	120.0	43.31	120.0	59.40	ACTIVE	0.000	-6.600	0.000	
1.000	1.000	43.31	0.000	0.000	DI2_165_168_L_0						
35 D	8.883	-2.4339E-03	123.0	44.42	123.0	60.91	ACTIVE	0.000	-6.800	0.000	
1.000	1.000	44.42	0.000	0.000	DI2_165_168_L_0						
36 D	9.105	-2.4066E-03	126.0	45.52	126.0	62.42	ACTIVE	0.000	-7.000	0.000	
1.000	1.000	45.52	0.000	0.000	DI2_165_168_L_0						
37 D	9.327	-2.3753E-03	129.0	46.64	129.0	63.94	ACTIVE	0.000	-7.200	0.000	
1.000	1.000	46.64	0.000	0.000	DI2_165_168_L_0						
38 D	9.550	-2.3404E-03	132.0	47.75	132.0	65.45	ACTIVE	0.000	-7.400	0.000	
1.000	1.000	47.75	0.000	0.000	DI2_165_168_L_0						
39 D	9.774	-2.3021E-03	135.1	48.87	135.1	66.98	ACTIVE	0.000	-7.600	0.000	
1.000	1.000	48.87	0.000	0.000	DI2_165_168_L_0						
40 D	9.998	-2.2608E-03	138.1	49.99	138.1	68.50	ACTIVE	0.000	-7.800	0.000	
1.000	1.000	49.99	0.000	0.000	DI2_165_168_L_0						
41 D	10.22	-2.2167E-03	141.2	51.12	141.2	70.03	ACTIVE	0.000	-8.000	0.000	
1.000	1.000	51.12	0.000	0.000	DI2_165_168_L_0						
42 D	10.45	-2.1702E-03	144.2	52.24	144.2	71.56	ACTIVE	0.000	-8.200	0.000	
1.000	1.000	52.24	0.000	0.000	DI2_165_168_L_0						
43 D	10.67	-2.1215E-03	147.3	53.37	147.3	73.09	ACTIVE	0.000	-8.400	0.000	
1.000	1.000	53.37	0.000	0.000	DI2_165_168_L_0						
44 D	10.90	-2.0709E-03	150.3	54.51	150.3	74.62	ACTIVE	0.000	-8.600	0.000	
1.000	1.000	54.51	0.000	0.000	DI2_165_168_L_0						
45 D	11.13	-2.0186E-03	153.4	55.64	153.4	76.16	ACTIVE	0.000	-8.800	0.000	
1.000	1.000	55.64	0.000	0.000	DI2_165_168_L_0						
46 D	11.36	-1.9649E-03	156.5	56.78	156.5	77.69	ACTIVE	0.000	-9.000	0.000	
1.000	1.000	56.78	0.000	0.000	DI2_165_168_L_0						
47 D	11.58	-1.9100E-03	159.6	57.92	159.6	79.23	ACTIVE	0.000	-9.200	0.000	
1.000	1.000	57.92	0.000	0.000	DI2_165_168_L_0						
48 D	11.81	-1.8540E-03	162.7	59.06	162.7	80.77	ACTIVE	0.000	-9.400	0.000	
1.000	1.000	59.06	0.000	0.000	DI2_165_168_L_0						
49 D	12.04	-1.7972E-03	165.8	60.20	165.8	82.31	ACTIVE	0.000	-9.600	0.000	
1.000	1.000	60.20	0.000	0.000	DI2_165_168_L_0						
50 D	12.27	-1.7398E-03	168.9	61.34	168.9	83.85	ACTIVE	0.000	-9.800	0.000	
1.000	1.000	61.34	0.000	0.000	DI2_165_168_L_0						
51 D	12.50	-1.6817E-03	172.0	62.49	172.0	85.40	ACTIVE	0.000	-10.00	0.000	
1.000	1.000	62.49	0.000	0.000	DI2_165_168_L_0						
52 D	12.73	-1.6232E-03	175.1	63.64	175.1	86.94	ACTIVE	0.000	-10.20	0.000	
1.000	1.000	63.64	0.000	0.000	DI2_165_168_L_0						
53 D	12.96	-1.5645E-03	178.2	64.79	178.2	88.49	ACTIVE	0.000	-10.40	0.000	
1.000	1.000	64.79	0.000	0.000	DI2_165_168_L_0						
54 D	13.19	-1.5055E-03	181.3	65.94	181.3	90.03	ACTIVE	0.000	-10.60	0.000	
1.000	1.000	65.94	0.000	0.000	DI2_165_168_L_0						
55 D	13.42	-1.4463E-03	184.4	67.09	184.4	91.58	ACTIVE	0.000	-10.80	0.000	
1.000	1.000	67.09	0.000	0.000	DI2_165_168_L_0						
56 D	13.65	-1.3870E-03	187.6	68.24	187.6	93.13	ACTIVE	0.000	-11.00	0.000	
1.000	1.000	68.24	0.000	0.000	DI2_165_168_L_0						
57 D	13.88	-1.3278E-03	190.7	69.39	190.7	94.67	ACTIVE	0.000	-11.20	0.000	
1.000	1.000	69.39	0.000	0.000	DI2_165_168_L_0						
58 D	10.58	-1.2684E-03	193.8	70.55	193.8	96.22	ACTIVE	0.000	-11.40	0.000	
1.000	1.000	70.55	0.000	0.000	DI2_165_168_L_0						
59 D	3.556	-1.2388E-03	195.4	71.13	195.4	97.00	ACTIVE	0.000	-11.50	0.000	
1.000	1.000	71.13	0.000	0.000	DI2_165_168_L_0						

```
+-----------------------------------------------------------------------------------------------------------------------+
|                  PARATIEPLUS(TM)   NLS ENGINE RELEASE  2018.0    FULL VERSION  *Build date:Nov 13, 2017*              |
|                                                                                                                       |
|                                    NewProject.BaseDesignSection_28.A2M2R1_1213                                        |
|                                 Exe Time : 4 September 2018 18:05:31                                                  |
+-----------------------------------------------------------------------------------------------------------------------+
New Project


S T R E S S   R E S U L T S   F O R   G R O U P   N O.   2

0_R                                                                  :
ELEMENT TYPE    5 NO.OF ELEMENTS. IN THIS GROUP   59
C U R R E N T   T I M E   I S     4.0000

 HARDENING 2D SOIL ELEMENT

 ****** TOTAL STRESS FORMULATION *****

 EL *   FORCE     DISPL-Y  VERTICAL-P  HORIZON.-P     MAX-V-P     MAX-H-P          STATE   STIFFNESS Z-LEVEL      PORE
E FACTOR    UFACTOR       Peq          Su_a        Su_p     LAYER
 ---------------------------------------------------------------------------------------------------------------------------
-----------------------------------------------------------------------------------------------
   1     0.000         --          --          --          --          --          REMOVED     --        0.000       0.000
1.000       1.000       0.000       0.000       0.000     not available
   2     0.000         --          --          --          --          --          REMOVED     --      -0.2000       0.000
1.000       1.000       0.000       0.000       0.000     not available
   3     0.000         --          --          --          --          --          REMOVED     --      -0.4000       0.000
1.000       1.000       0.000       0.000       0.000     not available
   4     0.000         --          --          --          --          --          REMOVED     --      -0.6000       0.000
1.000       1.000       0.000       0.000       0.000     not available
   5     0.000         --          --          --          --          --          REMOVED     --      -0.8000       0.000
1.000       1.000       0.000       0.000       0.000     not available
   6     0.000         --          --          --          --          --          REMOVED     --       -1.000       0.000
1.000       1.000       0.000       0.000       0.000     not available
   7     0.000         --          --          --          --          --          REMOVED     --       -1.200       0.000
1.000       1.000       0.000       0.000       0.000     not available
   8     0.000         --          --          --          --          --          REMOVED     --       -1.400       0.000
1.000       1.000       0.000       0.000       0.000     not available
   9     0.000         --          --          --          --          --          REMOVED     --       -1.600       0.000
1.000       1.000       0.000       0.000       0.000     not available
  10     0.000         --          --          --          --          --          REMOVED     --       -1.800       0.000
1.000       1.000       0.000       0.000       0.000     not available
  11     0.000         --          --          --          --          --          REMOVED     --       -2.000       0.000
1.000       1.000       0.000       0.000       0.000     not available
  12     0.000         --          --          --          --          --          REMOVED     --       -2.200       0.000
1.000       1.000       0.000       0.000       0.000     not available
  13     0.000         --          --          --          --          --          REMOVED     --       -2.400       0.000
1.000       1.000       0.000       0.000       0.000     not available
  14     0.000         --          --          --          --          --          REMOVED     --       -2.600       0.000
1.000       1.000       0.000       0.000       0.000     not available
  15     0.000         --          --          --          --          --          REMOVED     --       -2.800       0.000
1.000       1.000       0.000       0.000       0.000     not available
  16     0.000         --          --          --          --          --          REMOVED     --       -3.000       0.000
1.000       1.000       0.000       0.000       0.000     not available
  17     0.000         --          --          --          --          --          REMOVED     --       -3.200       0.000
1.000       1.000       0.000       0.000       0.000     not available
  18     0.000         --          --          --          --          --          REMOVED     --       -3.400       0.000
1.000       1.000       0.000       0.000       0.000     not available
  19     0.000         --          --          --          --          --          REMOVED     --       -3.600       0.000
1.000       1.000       0.000       0.000       0.000     not available
  20     0.000         --          --          --          --          --          REMOVED     --       -3.800       0.000
1.000       1.000       0.000       0.000       0.000     not available
  21     0.000         --          --          --          --          --          REMOVED     --       -4.000       0.000
1.000       1.000       0.000       0.000       0.000     not available
  22     0.000         --          --          --          --          --          REMOVED     --       -4.200       0.000
1.000       1.000       0.000       0.000       0.000     not available
  23     0.000         --          --          --          --          --          REMOVED     --       -4.400       0.000
1.000       1.000       0.000       0.000       0.000     not available
  24     0.000         --          --          --          --          --          REMOVED     --       -4.600       0.000
1.000       1.000       0.000       0.000       0.000     not available
```

25	0.000	--	--	--	--	--	REMOVED	--	-4.800	0.000	
1.000	1.000	0.000	0.000	0.000	not available						
26	0.000	--	--	--	--	--	REMOVED	--	-5.000	0.000	
1.000	1.000	0.000	0.000	0.000	not available						
27	0.000	--	--	--	--	--	REMOVED	--	-5.200	0.000	
1.000	1.000	0.000	0.000	0.000	not available						
28	0.000	--	--	--	--	--	REMOVED	--	-5.400	0.000	
1.000	1.000	0.000	0.000	0.000	not available						
29	0.000	--	--	--	--	--	REMOVED	--	-5.600	0.000	
1.000	1.000	0.000	0.000	0.000	not available						
30	0.000	--	--	--	--	--	REMOVED	--	-5.800	0.000	
1.000	1.000	0.000	0.000	0.000	not available						
31	0.000	--	--	--	--	--	REMOVED	--	-6.000	0.000	
1.000	1.000	0.000	0.000	0.000	not available						
32	0.000	--	--	--	--	--	REMOVED	--	-6.200	0.000	
1.000	1.000	0.000	0.000	0.000	not available						
33	0.000	--	--	--	--	--	REMOVED	--	-6.400	0.000	
1.000	1.000	0.000	0.000	0.000	not available						
34	0.000	--	--	--	--	--	REMOVED	--	-6.600	0.000	
1.000	1.000	0.000	0.000	0.000	not available						
35	0.000	--	--	--	--	--	REMOVED	--	-6.800	0.000	
1.000	1.000	0.000	0.000	0.000	not available						
36 D	2.980	2.4066E-03	3.200	14.90	112.0	63.48	PASSIVE	0.000	-7.000	0.000	
1.000	1.000	14.90	0.000	0.000	DI2_165_168_L_0						
37 D	5.345	2.3753E-03	6.400	26.72	115.2	65.17	PASSIVE	0.000	-7.200	0.000	
1.000	1.000	26.72	0.000	0.000	DI2_165_168_L_0						
38 D	7.709	2.3404E-03	9.600	38.55	118.4	66.82	PASSIVE	0.000	-7.400	0.000	
1.000	1.000	38.55	0.000	0.000	DI2_165_168_L_0						
39 D	10.07	2.3021E-03	12.80	50.37	121.6	68.46	PASSIVE	0.000	-7.600	0.000	
1.000	1.000	50.37	0.000	0.000	DI2_165_168_L_0						
40 D	12.44	2.2608E-03	16.00	62.20	124.8	70.05	PASSIVE	0.000	-7.800	0.000	
1.000	1.000	62.20	0.000	0.000	DI2_165_168_L_0						
41 D	14.80	2.2167E-03	19.20	74.02	128.0	74.02	PASSIVE	0.000	-8.000	0.000	
1.000	1.000	74.02	0.000	0.000	DI2_165_168_L_0						
42 D	15.85	2.1702E-03	22.40	79.24	131.2	79.24	V-C	1.3182E+04	-8.200	0.000	
1.000	1.000	79.24	0.000	0.000	DI2_165_168_L_0						
43 D	16.10	2.1215E-03	25.60	80.49	134.4	80.49	V-C	1.3182E+04	-8.400	0.000	
1.000	1.000	80.49	0.000	0.000	DI2_165_168_L_0						
44 D	16.33	2.0709E-03	28.80	81.66	137.6	81.66	V-C	1.3182E+04	-8.600	0.000	
1.000	1.000	81.66	0.000	0.000	DI2_165_168_L_0						
45 D	16.55	2.0186E-03	32.00	82.74	140.8	82.74	V-C	1.3182E+04	-8.800	0.000	
1.000	1.000	82.74	0.000	0.000	DI2_165_168_L_0						
46 D	16.75	1.9649E-03	35.20	83.76	144.0	83.76	V-C	1.3182E+04	-9.000	0.000	
1.000	1.000	83.76	0.000	0.000	DI2_165_168_L_0						
47 D	16.95	1.9100E-03	38.40	84.74	147.2	84.74	V-C	1.3182E+04	-9.200	0.000	
1.000	1.000	84.74	0.000	0.000	DI2_165_168_L_0						
48 D	17.13	1.8540E-03	41.60	85.66	150.4	85.66	V-C	1.3182E+04	-9.400	0.000	
1.000	1.000	85.66	0.000	0.000	DI2_165_168_L_0						
49 D	17.31	1.7972E-03	44.80	86.55	153.6	86.55	V-C	1.3182E+04	-9.600	0.000	
1.000	1.000	86.55	0.000	0.000	DI2_165_168_L_0						
50 D	17.48	1.7398E-03	48.00	87.41	156.8	87.41	V-C	1.3182E+04	-9.800	0.000	
1.000	1.000	87.41	0.000	0.000	DI2_165_168_L_0						
51 D	17.65	1.6817E-03	51.20	88.24	160.0	88.24	V-C	1.3182E+04	-10.00	0.000	
1.000	1.000	88.24	0.000	0.000	DI2_165_168_L_0						
52 D	17.81	1.6232E-03	54.40	89.06	163.2	89.06	V-C	1.3182E+04	-10.20	0.000	
1.000	1.000	89.06	0.000	0.000	DI2_165_168_L_0						
53 D	17.97	1.5645E-03	57.60	89.85	166.4	89.85	V-C	1.3182E+04	-10.40	0.000	
1.000	1.000	89.85	0.000	0.000	DI2_165_168_L_0						
54 D	18.13	1.5055E-03	60.80	90.63	169.6	90.63	V-C	1.3182E+04	-10.60	0.000	
1.000	1.000	90.63	0.000	0.000	DI2_165_168_L_0						
55 D	18.26	1.4463E-03	64.00	91.30	172.8	91.58	UL-RL	2.1091E+04	-10.80	0.000	
1.000	1.000	91.30	0.000	0.000	DI2_165_168_L_0						
56 D	18.32	1.3870E-03	67.20	91.59	176.0	93.13	UL-RL	2.1091E+04	-11.00	0.000	
1.000	1.000	91.59	0.000	0.000	DI2_165_168_L_0						
57 D	18.37	1.3278E-03	70.40	91.87	179.2	94.67	UL-RL	2.1091E+04	-11.20	0.000	
1.000	1.000	91.87	0.000	0.000	DI2_165_168_L_0						
58 D	13.82	1.2684E-03	73.60	92.13	182.4	96.22	UL-RL	2.1091E+04	-11.40	0.000	
1.000	1.000	92.13	0.000	0.000	DI2_165_168_L_0						
59 D	4.613	1.2388E-03	75.20	92.26	184.0	97.00	UL-RL	2.1091E+04	-11.50	0.000	
1.000	1.000	92.26	0.000	0.000	DI2_165_168_L_0						

```
+-----------------------------------------------------------------------------------------------------------------------+
|                  PARATIEPLUS(TM)   NLS ENGINE RELEASE  2018.0    FULL VERSION  *Build date:Nov 13, 2017*              |
|                                                                                                                       |
|                                    NewProject.BaseDesignSection_28.A2M2R1_1213                                        |
|                                 Exe Time : 4 September 2018 18:05:31                                                  |
+-----------------------------------------------------------------------------------------------------------------------+
New Project


S T R E S S   R E S U L T S   F O R   G R O U P   N O.   3

WallElement_33                                                  :
ELEMENT TYPE    2 NO.OF ELEMENTS. IN THIS GROUP   58
C U R R E N T   T I M E   I S     4.0000

 WALL2D ELEMENT

   EL      TA          TB          MA          MB
-----------------------------------------------------
    1 -122.57      122.57     1.64881E-11 -24.514
    2 -122.30      122.30      24.514     -48.975
    3 -121.28      121.28      48.975     -73.231
    4 -117.45      117.45      73.231     -96.722
    5 -111.23      111.23      96.722     -118.97
    6 -105.10      105.10      118.97     -139.99
    7 -99.129      99.129      139.99     -159.81
    8 -93.333      93.333      159.81     -178.48
    9 -87.730      87.730      178.48     -196.03
   10 -82.319      82.319      196.03     -212.49
   11 -77.095      77.095      212.49     -227.91
   12 -72.044      72.044      227.91     -242.32
   13 -67.150      67.150      242.32     -255.75
   14 -62.394      62.394      255.75     -268.23
   15 -57.755      57.755      268.23     -279.78
   16 -52.936      52.936      279.78     -290.37
   17 -47.802      47.802      290.37     -299.93
   18 -42.374      42.374      299.93     -308.40
   19 -36.654      36.654      308.40     -315.73
   20 -30.645      30.645      315.73     -321.86
   21 -24.362      24.362      321.86     -326.73
   22 -17.794      17.794      326.73     -330.29
   23 -10.941      10.941      330.29     -332.48
   24 -3.8049      3.8049      332.48     -333.24
   25  3.6127     -3.6127      333.24     -332.52
   26  10.364     -10.364      332.52     -330.45
   27  17.367     -17.367      330.45     -326.97
   28  24.622     -24.622      326.97     -322.05
   29  32.128     -32.128      322.05     -315.62
   30  39.884     -39.884      315.62     -307.65
   31  47.890     -47.890      307.65     -298.07
   32  56.113     -56.113      298.07     -286.85
   33  64.556     -64.556      286.85     -273.93
   34  73.218     -73.218      273.93     -259.29
   35  82.102     -82.102      259.29     -242.87
   36  88.227     -88.227      242.87     -225.22
   37  92.209     -92.209      225.22     -206.78
   38  94.050     -94.050      206.78     -187.97
   39  93.750     -93.750      187.97     -169.22
   40  91.309     -91.309      169.22     -150.96
   41  86.729     -86.729      150.96     -133.62
   42  81.328     -81.328      133.62     -117.35
   43  75.904     -75.904      117.35     -102.17
   44  70.474     -70.474      102.17     -88.074
   45  65.054     -65.054      88.074     -75.063
   46  59.657     -59.657      75.063     -63.132
   47  54.293     -54.293      63.132     -52.273
   48  48.972     -48.972      52.273     -42.479
   49  43.702     -43.702      42.479     -33.738
   50  38.489     -38.489      33.738     -26.041
   51  33.338     -33.338      26.041     -19.373
   52  28.254     -28.254      19.373     -13.722
```

53	23.241	−23.241	13.722	−9.0741
54	18.301	−18.301	9.0741	−5.4139
55	13.458	−13.458	5.4139	−2.7222
56	8.7886	−8.7886	2.7222	−0.96452
57	4.2942	−4.2942	0.96452	−0.10568
58	1.0567	−1.0567	0.10568	6.69091E−11

```
+-------------------------------------------------------------------------------------------------------------------------------+
|                   PARATIEPLUS(TM)   NLS ENGINE RELEASE  2018.0    FULL VERSION  *Build date:Nov 13, 2017*                    |
|                                                                                                                               |
|                                      NewProject.BaseDesignSection_28.A2M2R1_1213                                              |
|                                    Exe Time : 4 September 2018 18:05:31                                                       |
+-------------------------------------------------------------------------------------------------------------------------------+
New Project


S T R E S S    R E S U L T S    F O R    G R O U P    N O.    4

Tieback_175                                                 :
ELEMENT TYPE    6 NO.OF ELEMENTS. IN THIS GROUP    1
C U R R E N T    T I M E    I S      4.0000

 POST-TENSION 2D-BOUNDARY ELEMENT

         EL    FORCE          d0          EDISPL     pl. eps          K     -ve limit   +ve limit
-------------------------------------------------------------------------------------------------------
 ANCHOR    1   141.54     -1.43920E-03  3.58776E-04   0.0000       1689.0       0.0000       0.0000     ELASTIC  ORIGINAL
YOUNG MODULUS

 ITER     0 RNORM = 0.000     RMNORM= 0.000
            RINORM=0.5458E+06 RIMNOR=0.5345E+07
            RENORM= 19.81     REMNOR=0.1386E-18 RATIO =0.6025E-02 TOLER =0.1000E-03  NOT CONVERGED
            RFMAX = 122.6     RMMAX = 333.2
            RTSMAL=0.1000E-02 RMSMAL=0.1000E-02
            RDT   =0.5458E+06 RDR   =0.5345E+07
            RATIOT=0.6025E-02 RATIOR= 0.000
            MAX UN=0.1653E-08 IEQ=    63 NODE     32 DOF   1  Y-DISPL.F
            MIN UN=-1.649     IEQ=    71 NODE     36 DOF   1  Y-DISPL.F
            NO. OF CONTACT CONSTRAINT VIOLATIONS     0


 ITER     2 RNORM = 0.000     RMNORM= 0.000
            RINORM=0.5458E+06 RIMNOR=0.5345E+07
            RENORM=0.5578E-02 REMNOR=0.3128E-18 RATIO =0.1011E-03 TOLER =0.1000E-03  NOT CONVERGED
            RFMAX = 122.6     RMMAX = 333.2
            RTSMAL=0.1000E-02 RMSMAL=0.1000E-02
            RDT   =0.5458E+06 RDR   =0.5345E+07
            RATIOT=0.1011E-03 RATIOR= 0.000
            MAX UN=0.4748E-08 IEQ=   117 NODE     59 DOF   1  Y-DISPL.F
            MIN UN=-.7468E-01 IEQ=    65 NODE     33 DOF   1  Y-DISPL.F
            NO. OF CONTACT CONSTRAINT VIOLATIONS     0


 ITER     3 RNORM = 0.000     RMNORM= 0.000
            RINORM=0.5458E+06 RIMNOR=0.5345E+07
            RENORM=0.5464E-06 REMNOR=0.2557E-18 RATIO =0.1001E-05 TOLER =0.1000E-03      CONVERGED !
            RFMAX = 122.6     RMMAX = 333.2
            RTSMAL=0.1000E-02 RMSMAL=0.1000E-02
            RDT   =0.5458E+06 RDR   =0.5345E+07
            RATIOT=0.1001E-05 RATIOR= 0.000
            MAX UN=0.6627E-03 IEQ=     3 NODE      2 DOF   1  Y-DISPL.F
            MIN UN=-.3932E-08 IEQ=   115 NODE     58 DOF   1  Y-DISPL.F
            NO. OF CONTACT CONSTRAINT VIOLATIONS     0
```

```
+-------------------------------------------------------------------------------------------------------------------------+
|                   PARATIEPLUS(TM)   NLS ENGINE RELEASE  2018.0    FULL VERSION  *Build date:Nov 13, 2017*              |
|                                                                                                                         |
|                                      NewProject.BaseDesignSection_28.A2M2R1_1213                                        |
|                                   Exe Time : 4 September 2018 18:05:31                                                  |
+-------------------------------------------------------------------------------------------------------------------------+
New Project
SOLUTION REACHED USING     3 ITERATIONS ON   40

P R I N T   O U T   F O R   T I M E   S T E P    5     ( AT TIME   5.000     )

PRINT OUT OF ACTIVE COMPONENTS (FIXED NODES ARE NOT PRINTED OUT)

          Y-DISPL.F        X-ROT. F
            (02)             (04)           (
    1   5.9261031E-04   5.3470353E-04
    2   6.9948468E-04   5.3370861E-04
    3   8.0596124E-04   5.3072605E-04
    4   9.1164327E-04   5.2576604E-04
    5   1.0161384E-03   5.1886743E-04
    6   1.1190664E-03   5.1011137E-04
    7   1.2200658E-03   4.9959773E-04
    8   1.3187949E-03   4.8742447E-04
    9   1.4149313E-03   4.7368694E-04
   10   1.5081715E-03   4.5847756E-04
   11   1.5982302E-03   4.4188570E-04
   12   1.6848394E-03   4.2399774E-04
   13   1.7677484E-03   4.0489723E-04
   14   1.8467228E-03   3.8466512E-04
   15   1.9215443E-03   3.6338005E-04
   16   1.9920098E-03   3.4111866E-04
   17   2.0579321E-03   3.1795808E-04
   18   2.1191388E-03   2.9397990E-04
   19   2.1754753E-03   2.6927038E-04
   20   2.2268043E-03   2.4392073E-04
   21   2.2730071E-03   2.1802710E-04
   22   2.3139853E-03   1.9168989E-04
   23   2.3496605E-03   1.6501450E-04
   24   2.3799759E-03   1.3811096E-04
   25   2.4048973E-03   1.1109394E-04
   26   2.4244139E-03   8.4082801E-05
   27   2.4385386E-03   5.7194957E-05
   28   2.4473077E-03   3.0545153E-05
   29   2.4507805E-03   4.2528313E-06
   30   2.4490409E-03  -2.1558422E-05
   31   2.4421977E-03  -4.6760754E-05
   32   2.4303861E-03  -7.1221932E-05
   33   2.4137675E-03  -9.4806097E-05
   34   2.3925314E-03  -1.1737328E-04
   35   2.3668954E-03  -1.3878177E-04
   36   2.3371054E-03  -1.5889052E-04
   37   2.3034335E-03  -1.7758812E-04
   38   2.2661688E-03  -1.9480739E-04
   39   2.2256115E-03  -2.1051163E-04
   40   2.1820655E-03  -2.2469645E-04
   41   2.1358323E-03  -2.3739033E-04
   42   2.0872047E-03  -2.4865392E-04
   43   2.0364606E-03  -2.5856991E-04
   44   1.9838606E-03  -2.6722756E-04
   45   1.9296478E-03  -2.7471606E-04
   46   1.8740465E-03  -2.8112439E-04
   47   1.8172641E-03  -2.8654090E-04
   48   1.7594904E-03  -2.9105326E-04
   49   1.7008973E-03  -2.9474826E-04
   50   1.6416402E-03  -2.9771169E-04
   51   1.5818561E-03  -3.0002823E-04
   52   1.5216649E-03  -3.0178137E-04
   53   1.4611771E-03  -3.0305314E-04
   54   1.4004734E-03  -3.0392454E-04
   55   1.3396287E-03  -3.0447489E-04
   56   1.2786996E-03  -3.0478190E-04
```

```
57   1.2177272E-03  -3.0492021E-04
58   1.1567381E-03  -3.0496020E-04
59   1.1262389E-03  -3.0496217E-04
```

```
+-------------------------------------------------------------------------------------------------------------------------------+
|                   PARATIEPLUS(TM)   NLS ENGINE RELEASE  2018.0    FULL VERSION  *Build date:Nov 13, 2017*                    |
|                                                                                                                               |
|                                    NewProject.BaseDesignSection_28.A2M2R1_1213                                                |
|                                  Exe Time : 4 September 2018 18:05:31                                                         |
+-------------------------------------------------------------------------------------------------------------------------------+
New Project


S T R E S S   R E S U L T S   F O R   G R O U P   N O.   1

0_L                                                          :
ELEMENT TYPE    5 NO.OF ELEMENTS. IN THIS GROUP   59
C U R R E N T   T I M E   I S      5.0000

 HARDENING 2D SOIL ELEMENT

 ****** TOTAL STRESS FORMULATION *****

  EL *   FORCE     DISPL-Y  VERTICAL-P  HORIZON.-P     MAX-V-P     MAX-H-P           STATE   STIFFNESS Z-LEVEL      PORE
E FACTOR    UFACTOR       Peq           Su_a         Su_p     LAYER
 ------------------------------------------------------------------------------------------------------------------------------
-------------------------------------------------------------------------------------------
   1 D  2.5868E-03 -5.9261E-04  5.5242E-02  2.5868E-02  5.5242E-02   2.122          UL-RL   9788.       0.000       0.000
1.000       1.000      2.5868E-02    0.000       0.000     DI1_164_167_L_0
   2 D  0.2714     -6.9948E-04   3.310       1.357       3.310       12.66          UL-RL   9788.     -0.2000       0.000
1.000       1.000       1.357       0.000       0.000     DI1_164_167_L_0
   3 D  0.9859     -8.0596E-04   6.776       4.930       6.776       25.92          UL-RL   9788.     -0.4000       0.000
1.000       1.000       4.930       0.000       0.000     DI1_164_167_L_0
   4 D   3.801     -9.1164E-04   10.51       19.00       10.51       40.23          UL-RL   9788.     -0.6000       0.000
1.000       1.000       19.00       0.000       0.000     DI1_164_167_L_0
   5 D   6.199     -1.0161E-03   14.45       30.99       14.45       52.44          UL-RL   9788.     -0.8000       0.000
1.000       1.000       30.99       0.000       0.000     DI1_164_167_L_0
   6 D   6.108     -1.1191E-03   18.47       30.54       18.47       52.21          UL-RL   9788.      -1.000       0.000
1.000       1.000       30.54       0.000       0.000     DI1_164_167_L_0
   7 D   5.963     -1.2201E-03   22.49       29.81       22.49       51.71          UL-RL   9788.      -1.200       0.000
1.000       1.000       29.81       0.000       0.000     DI1_164_167_L_0
   8 D   5.788     -1.3188E-03   26.55       28.94       26.55       51.06          UL-RL   9788.      -1.400       0.000
1.000       1.000       28.94       0.000       0.000     DI1_164_167_L_0
   9 D   5.601     -1.4149E-03   31.16       28.00       31.16       50.34          UL-RL   9788.      -1.600       0.000
1.000       1.000       28.00       0.000       0.000     DI1_164_167_L_0
  10 D   5.413     -1.5082E-03   35.51       27.06       35.51       49.61          UL-RL   9788.      -1.800       0.000
1.000       1.000       27.06       0.000       0.000     DI1_164_167_L_0
  11 D   5.232     -1.5982E-03   39.68       26.16       39.68       48.92          UL-RL   9788.      -2.000       0.000
1.000       1.000       26.16       0.000       0.000     DI1_164_167_L_0
  12 D   5.063     -1.6848E-03   43.71       25.32       43.71       48.28          UL-RL   9788.      -2.200       0.000
1.000       1.000       25.32       0.000       0.000     DI1_164_167_L_0
  13 D   4.912     -1.7677E-03   47.63       24.56       47.63       47.72          UL-RL   9788.      -2.400       0.000
1.000       1.000       24.56       0.000       0.000     DI1_164_167_L_0
  14 D   4.779     -1.8467E-03   51.46       23.89       51.46       47.24          UL-RL   9788.      -2.600       0.000
1.000       1.000       23.89       0.000       0.000     DI1_164_167_L_0
  15 D   4.667     -1.9215E-03   55.22       23.33       55.22       46.86          UL-RL   9788.      -2.800       0.000
1.000       1.000       23.33       0.000       0.000     DI1_164_167_L_0
  16 D   4.852     -1.9920E-03   58.91       24.26       58.91       46.57          UL-RL   9788.      -3.000       0.000
1.000       1.000       24.26       0.000       0.000     DI1_164_167_L_0
  17 D   5.172     -2.0579E-03   62.76       25.86       62.76       46.39          UL-RL   9788.      -3.200       0.000
1.000       1.000       25.86       0.000       0.000     DI1_164_167_L_0
  18 D   5.472     -2.1191E-03   66.36       27.36       66.36       46.32          UL-RL   9788.      -3.400       0.000
1.000       1.000       27.36       0.000       0.000     DI1_164_167_L_0
  19 D   5.768     -2.1755E-03   69.92       28.84       69.92       46.35          UL-RL   9788.      -3.600       0.000
1.000       1.000       28.84       0.000       0.000     DI1_164_167_L_0
  20 D   6.063     -2.2268E-03   73.46       30.31       73.46       46.48          UL-RL   9788.      -3.800       0.000
1.000       1.000       30.31       0.000       0.000     DI1_164_167_L_0
  21 D   6.342     -2.2730E-03   76.81       31.71       76.81       46.72          UL-RL   9788.      -4.000       0.000
1.000       1.000       31.71       0.000       0.000     DI1_164_167_L_0
  22 D   6.633     -2.3140E-03   80.30       33.16       80.30       47.06          UL-RL   9788.      -4.200       0.000
1.000       1.000       33.16       0.000       0.000     DI1_164_167_L_0
  23 D   6.922     -2.3497E-03   83.78       34.61       83.78       47.50          UL-RL   9788.      -4.400       0.000
1.000       1.000       34.61       0.000       0.000     DI1_164_167_L_0
  24 D   7.211     -2.3800E-03   87.24       36.05       87.24       48.03          UL-RL   9788.      -4.600       0.000
1.000       1.000       36.05       0.000       0.000     DI1_164_167_L_0
```

25 D	7.497	-2.4049E-03	90.68	37.49	90.68	48.65	UL-RL	9788.	-4.800	0.000	
1.000	1.000	37.49	0.000	0.000	DI1_164_167_L_0						
26 D	6.954	-2.4244E-03	94.11	34.77	94.11	51.89	UL-RL	2.3364E+04	-5.000	0.000	
1.000	1.000	34.77	0.000	0.000	DI2_165_168_L_0						
27 D	7.219	-2.4385E-03	97.53	36.09	97.53	51.77	UL-RL	2.3364E+04	-5.200	0.000	
1.000	1.000	36.09	0.000	0.000	DI2_165_168_L_0						
28 D	7.483	-2.4473E-03	100.9	37.41	100.9	51.83	UL-RL	2.3364E+04	-5.400	0.000	
1.000	1.000	37.41	0.000	0.000	DI2_165_168_L_0						
29 D	7.746	-2.4508E-03	104.3	38.73	104.3	52.06	UL-RL	2.3364E+04	-5.600	0.000	
1.000	1.000	38.73	0.000	0.000	DI2_165_168_L_0						
30 D	8.009	-2.4490E-03	107.7	40.04	107.7	53.43	UL-RL	2.3364E+04	-5.800	0.000	
1.000	1.000	40.04	0.000	0.000	DI2_165_168_L_0						
31 D	8.271	-2.4422E-03	111.1	41.35	111.1	54.91	UL-RL	2.3364E+04	-6.000	0.000	
1.000	1.000	41.35	0.000	0.000	DI2_165_168_L_0						
32 D	8.501	-2.4304E-03	114.1	42.50	114.1	56.40	UL-RL	2.3364E+04	-6.200	0.000	
1.000	1.000	42.50	0.000	0.000	DI2_165_168_L_0						
33 D	8.732	-2.4138E-03	117.0	43.66	117.0	57.90	UL-RL	2.3364E+04	-6.400	0.000	
1.000	1.000	43.66	0.000	0.000	DI2_165_168_L_0						
34 D	8.964	-2.3925E-03	120.0	44.82	120.0	59.40	UL-RL	2.3364E+04	-6.600	0.000	
1.000	1.000	44.82	0.000	0.000	DI2_165_168_L_0						
35 D	9.196	-2.3669E-03	123.0	45.98	123.0	60.91	UL-RL	2.3364E+04	-6.800	0.000	
1.000	1.000	45.98	0.000	0.000	DI2_165_168_L_0						
36 D	9.429	-2.3371E-03	126.0	47.15	126.0	62.42	UL-RL	2.3364E+04	-7.000	0.000	
1.000	1.000	47.15	0.000	0.000	DI2_165_168_L_0						
37 D	9.663	-2.3034E-03	129.0	48.32	129.0	63.94	UL-RL	2.3364E+04	-7.200	0.000	
1.000	1.000	48.32	0.000	0.000	DI2_165_168_L_0						
38 D	9.897	-2.2662E-03	132.0	49.49	132.0	65.45	UL-RL	2.3364E+04	-7.400	0.000	
1.000	1.000	49.49	0.000	0.000	DI2_165_168_L_0						
39 D	10.13	-2.2256E-03	135.1	50.66	135.1	66.98	UL-RL	2.3364E+04	-7.600	0.000	
1.000	1.000	50.66	0.000	0.000	DI2_165_168_L_0						
40 D	10.37	-2.1821E-03	138.1	51.83	138.1	68.50	UL-RL	2.3364E+04	-7.800	0.000	
1.000	1.000	51.83	0.000	0.000	DI2_165_168_L_0						
41 D	10.60	-2.1358E-03	141.2	53.01	141.2	70.03	UL-RL	2.3364E+04	-8.000	0.000	
1.000	1.000	53.01	0.000	0.000	DI2_165_168_L_0						
42 D	10.84	-2.0872E-03	144.2	54.18	144.2	71.56	UL-RL	2.3364E+04	-8.200	0.000	
1.000	1.000	54.18	0.000	0.000	DI2_165_168_L_0						
43 D	11.07	-2.0365E-03	147.3	55.36	147.3	73.09	UL-RL	2.3364E+04	-8.400	0.000	
1.000	1.000	55.36	0.000	0.000	DI2_165_168_L_0						
44 D	11.31	-1.9839E-03	150.3	56.54	150.3	74.62	UL-RL	2.3364E+04	-8.600	0.000	
1.000	1.000	56.54	0.000	0.000	DI2_165_168_L_0						
45 D	11.54	-1.9296E-03	153.4	57.72	153.4	76.16	UL-RL	2.3364E+04	-8.800	0.000	
1.000	1.000	57.72	0.000	0.000	DI2_165_168_L_0						
46 D	11.78	-1.8740E-03	156.5	58.90	156.5	77.69	UL-RL	2.3364E+04	-9.000	0.000	
1.000	1.000	58.90	0.000	0.000	DI2_165_168_L_0						
47 D	12.02	-1.8173E-03	159.6	60.08	159.6	79.23	UL-RL	2.3364E+04	-9.200	0.000	
1.000	1.000	60.08	0.000	0.000	DI2_165_168_L_0						
48 D	12.25	-1.7595E-03	162.7	61.27	162.7	80.77	UL-RL	2.3364E+04	-9.400	0.000	
1.000	1.000	61.27	0.000	0.000	DI2_165_168_L_0						
49 D	12.49	-1.7009E-03	165.8	62.45	165.8	82.31	UL-RL	2.3364E+04	-9.600	0.000	
1.000	1.000	62.45	0.000	0.000	DI2_165_168_L_0						
50 D	12.73	-1.6416E-03	168.9	63.64	168.9	83.85	UL-RL	2.3364E+04	-9.800	0.000	
1.000	1.000	63.64	0.000	0.000	DI2_165_168_L_0						
51 D	12.96	-1.5819E-03	172.0	64.82	172.0	85.40	UL-RL	2.3364E+04	-10.00	0.000	
1.000	1.000	64.82	0.000	0.000	DI2_165_168_L_0						
52 D	13.20	-1.5217E-03	175.1	66.01	175.1	86.94	UL-RL	2.3364E+04	-10.20	0.000	
1.000	1.000	66.01	0.000	0.000	DI2_165_168_L_0						
53 D	13.44	-1.4612E-03	178.2	67.20	178.2	88.49	UL-RL	2.3364E+04	-10.40	0.000	
1.000	1.000	67.20	0.000	0.000	DI2_165_168_L_0						
54 D	13.68	-1.4005E-03	181.3	68.39	181.3	90.03	UL-RL	2.3364E+04	-10.60	0.000	
1.000	1.000	68.39	0.000	0.000	DI2_165_168_L_0						
55 D	13.92	-1.3396E-03	184.4	69.58	184.4	91.58	UL-RL	2.3364E+04	-10.80	0.000	
1.000	1.000	69.58	0.000	0.000	DI2_165_168_L_0						
56 D	14.15	-1.2787E-03	187.6	70.77	187.6	93.13	UL-RL	2.3364E+04	-11.00	0.000	
1.000	1.000	70.77	0.000	0.000	DI2_165_168_L_0						
57 D	14.39	-1.2177E-03	190.7	71.96	190.7	94.67	UL-RL	2.3364E+04	-11.20	0.000	
1.000	1.000	71.96	0.000	0.000	DI2_165_168_L_0						
58 D	10.97	-1.1567E-03	193.8	73.16	193.8	96.22	UL-RL	2.3364E+04	-11.40	0.000	
1.000	1.000	73.16	0.000	0.000	DI2_165_168_L_0						
59 D	3.688	-1.1262E-03	195.4	73.76	195.4	97.00	UL-RL	2.3364E+04	-11.50	0.000	
1.000	1.000	73.76	0.000	0.000	DI2_165_168_L_0						

```
+-----------------------------------------------------------------------------------------------------------------------+
|                  PARATIEPLUS(TM)   NLS ENGINE RELEASE  2018.0    FULL VERSION  *Build date:Nov 13, 2017*              |
|                                                                                                                       |
|                                    NewProject.BaseDesignSection_28.A2M2R1_1213                                        |
|                                 Exe Time : 4 September 2018 18:05:31                                                  |
+-----------------------------------------------------------------------------------------------------------------------+
New Project


S T R E S S   R E S U L T S   F O R   G R O U P   N O.   2

0_R                                                                  :
ELEMENT TYPE    5 NO.OF ELEMENTS. IN THIS GROUP   59
C U R R E N T   T I M E   I S     5.0000

 HARDENING 2D SOIL ELEMENT

 ****** TOTAL STRESS FORMULATION *****

 EL *   FORCE     DISPL-Y  VERTICAL-P  HORIZON.-P     MAX-V-P     MAX-H-P          STATE   STIFFNESS Z-LEVEL      PORE
E FACTOR    UFACTOR       Peq          Su_a        Su_p     LAYER
 ---------------------------------------------------------------------------------------------------------------------------
-----------------------------------------------------------------------------------------------
   1     0.000         --          --          --          --          --          REMOVED     --        0.000       0.000
1.000       1.000       0.000       0.000       0.000     not available
   2     0.000         --          --          --          --          --          REMOVED     --      -0.2000       0.000
1.000       1.000       0.000       0.000       0.000     not available
   3     0.000         --          --          --          --          --          REMOVED     --      -0.4000       0.000
1.000       1.000       0.000       0.000       0.000     not available
   4     0.000         --          --          --          --          --          REMOVED     --      -0.6000       0.000
1.000       1.000       0.000       0.000       0.000     not available
   5     0.000         --          --          --          --          --          REMOVED     --      -0.8000       0.000
1.000       1.000       0.000       0.000       0.000     not available
   6     0.000         --          --          --          --          --          REMOVED     --       -1.000       0.000
1.000       1.000       0.000       0.000       0.000     not available
   7     0.000         --          --          --          --          --          REMOVED     --       -1.200       0.000
1.000       1.000       0.000       0.000       0.000     not available
   8     0.000         --          --          --          --          --          REMOVED     --       -1.400       0.000
1.000       1.000       0.000       0.000       0.000     not available
   9     0.000         --          --          --          --          --          REMOVED     --       -1.600       0.000
1.000       1.000       0.000       0.000       0.000     not available
  10     0.000         --          --          --          --          --          REMOVED     --       -1.800       0.000
1.000       1.000       0.000       0.000       0.000     not available
  11     0.000         --          --          --          --          --          REMOVED     --       -2.000       0.000
1.000       1.000       0.000       0.000       0.000     not available
  12     0.000         --          --          --          --          --          REMOVED     --       -2.200       0.000
1.000       1.000       0.000       0.000       0.000     not available
  13     0.000         --          --          --          --          --          REMOVED     --       -2.400       0.000
1.000       1.000       0.000       0.000       0.000     not available
  14     0.000         --          --          --          --          --          REMOVED     --       -2.600       0.000
1.000       1.000       0.000       0.000       0.000     not available
  15     0.000         --          --          --          --          --          REMOVED     --       -2.800       0.000
1.000       1.000       0.000       0.000       0.000     not available
  16     0.000         --          --          --          --          --          REMOVED     --       -3.000       0.000
1.000       1.000       0.000       0.000       0.000     not available
  17     0.000         --          --          --          --          --          REMOVED     --       -3.200       0.000
1.000       1.000       0.000       0.000       0.000     not available
  18     0.000         --          --          --          --          --          REMOVED     --       -3.400       0.000
1.000       1.000       0.000       0.000       0.000     not available
  19     0.000         --          --          --          --          --          REMOVED     --       -3.600       0.000
1.000       1.000       0.000       0.000       0.000     not available
  20     0.000         --          --          --          --          --          REMOVED     --       -3.800       0.000
1.000       1.000       0.000       0.000       0.000     not available
  21     0.000         --          --          --          --          --          REMOVED     --       -4.000       0.000
1.000       1.000       0.000       0.000       0.000     not available
  22     0.000         --          --          --          --          --          REMOVED     --       -4.200       0.000
1.000       1.000       0.000       0.000       0.000     not available
  23     0.000         --          --          --          --          --          REMOVED     --       -4.400       0.000
1.000       1.000       0.000       0.000       0.000     not available
  24     0.000         --          --          --          --          --          REMOVED     --       -4.600       0.000
1.000       1.000       0.000       0.000       0.000     not available
```

25	0.000	--	--	--	--	--	REMOVED	--	-4.800	0.000	
1.000	1.000	0.000	0.000	0.000	not available						
26	0.000	--	--	--	--	--	REMOVED	--	-5.000	0.000	
1.000	1.000	0.000	0.000	0.000	not available						
27	0.000	--	--	--	--	--	REMOVED	--	-5.200	0.000	
1.000	1.000	0.000	0.000	0.000	not available						
28	0.000	--	--	--	--	--	REMOVED	--	-5.400	0.000	
1.000	1.000	0.000	0.000	0.000	not available						
29	0.000	--	--	--	--	--	REMOVED	--	-5.600	0.000	
1.000	1.000	0.000	0.000	0.000	not available						
30	0.000	--	--	--	--	--	REMOVED	--	-5.800	0.000	
1.000	1.000	0.000	0.000	0.000	not available						
31	0.000	--	--	--	--	--	REMOVED	--	-6.000	0.000	
1.000	1.000	0.000	0.000	0.000	not available						
32	0.000	--	--	--	--	--	REMOVED	--	-6.200	0.000	
1.000	1.000	0.000	0.000	0.000	not available						
33 D	0.000	2.4138E-03	1.600	0.000	1.600	0.8000	ACTIVE	0.000	-6.400	0.000	
1.000	1.000	0.000	0.000	0.000	DI2_165_168_L_0						
34 D	0.2342	2.3925E-03	4.800	1.171	4.800	2.400	UL-RL	1.9063E+04	-6.600	0.000	
1.000	1.000	1.171	0.000	0.000	DI2_165_168_L_0						
35 D	0.5446	2.3669E-03	8.000	2.723	8.000	4.000	UL-RL	1.9063E+04	-6.800	0.000	
1.000	1.000	2.723	0.000	0.000	DI2_165_168_L_0						
36 D	4.364	2.3371E-03	11.20	21.82	112.0	63.48	UL-RL	1.9063E+04	-7.000	0.000	
1.000	1.000	21.82	0.000	0.000	DI2_165_168_L_0						
37 D	6.428	2.3034E-03	14.40	32.14	115.2	65.17	UL-RL	1.9063E+04	-7.200	0.000	
1.000	1.000	32.14	0.000	0.000	DI2_165_168_L_0						
38 D	8.620	2.2662E-03	17.60	43.10	118.4	66.82	UL-RL	1.9063E+04	-7.400	0.000	
1.000	1.000	43.10	0.000	0.000	DI2_165_168_L_0						
39 D	10.87	2.2256E-03	20.80	54.33	121.6	68.46	UL-RL	1.9063E+04	-7.600	0.000	
1.000	1.000	54.33	0.000	0.000	DI2_165_168_L_0						
40 D	13.14	2.1821E-03	24.00	65.72	124.8	70.05	UL-RL	1.9063E+04	-7.800	0.000	
1.000	1.000	65.72	0.000	0.000	DI2_165_168_L_0						
41 D	15.30	2.1358E-03	27.20	76.48	128.0	78.02	UL-RL	1.9063E+04	-8.000	0.000	
1.000	1.000	76.48	0.000	0.000	DI2_165_168_L_0						
42 D	16.33	2.0872E-03	30.40	81.66	131.2	83.24	UL-RL	1.9063E+04	-8.200	0.000	
1.000	1.000	81.66	0.000	0.000	DI2_165_168_L_0						
43 D	16.57	2.0365E-03	33.60	82.87	134.4	84.49	UL-RL	1.9063E+04	-8.400	0.000	
1.000	1.000	82.87	0.000	0.000	DI2_165_168_L_0						
44 D	16.80	1.9839E-03	36.80	84.00	137.6	85.66	UL-RL	1.9063E+04	-8.600	0.000	
1.000	1.000	84.00	0.000	0.000	DI2_165_168_L_0						
45 D	17.01	1.9296E-03	40.00	85.05	140.8	86.74	UL-RL	1.9063E+04	-8.800	0.000	
1.000	1.000	85.05	0.000	0.000	DI2_165_168_L_0						
46 D	17.21	1.8740E-03	43.20	86.03	144.0	87.76	UL-RL	1.9063E+04	-9.000	0.000	
1.000	1.000	86.03	0.000	0.000	DI2_165_168_L_0						
47 D	17.39	1.8173E-03	46.40	86.97	147.2	88.74	UL-RL	1.9063E+04	-9.200	0.000	
1.000	1.000	86.97	0.000	0.000	DI2_165_168_L_0						
48 D	17.57	1.7595E-03	49.60	87.86	150.4	89.66	UL-RL	1.9063E+04	-9.400	0.000	
1.000	1.000	87.86	0.000	0.000	DI2_165_168_L_0						
49 D	17.74	1.7009E-03	52.80	88.71	153.6	90.55	UL-RL	1.9063E+04	-9.600	0.000	
1.000	1.000	88.71	0.000	0.000	DI2_165_168_L_0						
50 D	17.91	1.6416E-03	56.00	89.54	156.8	91.41	UL-RL	1.9063E+04	-9.800	0.000	
1.000	1.000	89.54	0.000	0.000	DI2_165_168_L_0						
51 D	18.07	1.5819E-03	59.20	90.34	160.0	92.24	UL-RL	1.9063E+04	-10.00	0.000	
1.000	1.000	90.34	0.000	0.000	DI2_165_168_L_0						
52 D	18.22	1.5217E-03	62.40	91.12	163.2	93.06	UL-RL	1.9063E+04	-10.20	0.000	
1.000	1.000	91.12	0.000	0.000	DI2_165_168_L_0						
53 D	18.38	1.4612E-03	65.60	91.88	166.4	93.85	UL-RL	1.9063E+04	-10.40	0.000	
1.000	1.000	91.88	0.000	0.000	DI2_165_168_L_0						
54 D	18.53	1.4005E-03	68.80	92.63	169.6	94.63	UL-RL	1.9063E+04	-10.60	0.000	
1.000	1.000	92.63	0.000	0.000	DI2_165_168_L_0						
55 D	18.64	1.3396E-03	72.00	93.21	172.8	95.24	UL-RL	1.9063E+04	-10.80	0.000	
1.000	1.000	93.21	0.000	0.000	DI2_165_168_L_0						
56 D	18.63	1.2787E-03	75.20	93.13	176.0	95.20	UL-RL	1.9063E+04	-11.00	0.000	
1.000	1.000	93.13	0.000	0.000	DI2_165_168_L_0						
57 D	18.59	1.2177E-03	78.40	92.97	179.2	95.07	UL-RL	1.9063E+04	-11.20	0.000	
1.000	1.000	92.97	0.000	0.000	DI2_165_168_L_0						
58 D	13.96	1.1567E-03	81.60	93.07	182.4	96.22	UL-RL	1.9063E+04	-11.40	0.000	
1.000	1.000	93.07	0.000	0.000	DI2_165_168_L_0						
59 D	4.658	1.1262E-03	83.20	93.17	184.0	97.00	UL-RL	1.9063E+04	-11.50	0.000	
1.000	1.000	93.17	0.000	0.000	DI2_165_168_L_0						

```
+-----------------------------------------------------------------------------------------------------------------------+
|                  PARATIEPLUS(TM)   NLS ENGINE RELEASE  2018.0    FULL VERSION  *Build date:Nov 13, 2017*              |
|                                                                                                                       |
|                                    NewProject.BaseDesignSection_28.A2M2R1_1213                                        |
|                                 Exe Time : 4 September 2018 18:05:31                                                  |
+-----------------------------------------------------------------------------------------------------------------------+
New Project


S T R E S S   R E S U L T S   F O R   G R O U P   N O.   3

WallElement_33                                                  :
ELEMENT TYPE    2 NO.OF ELEMENTS. IN THIS GROUP   58
C U R R E N T   T I M E   I S     5.0000

 WALL2D ELEMENT

   EL      TA          TB          MA          MB
-----------------------------------------------------
    1 -122.60      122.60     9.20930E-12 -24.520
    2 -122.33      122.33      24.520     -48.986
    3 -121.34      121.34      48.986     -73.255
    4 -117.54      117.54      73.255     -96.763
    5 -111.34      111.34      96.763     -119.03
    6 -105.24      105.24      119.03     -140.08
    7 -99.273      99.273      140.08     -159.93
    8 -93.486      93.486      159.93     -178.63
    9 -87.885      87.885      178.63     -196.21
   10 -82.473      82.473      196.21     -212.70
   11 -77.241      77.241      212.70     -228.15
   12 -72.177      72.177      228.15     -242.59
   13 -67.266      67.266      242.59     -256.04
   14 -62.487      62.487      256.04     -268.54
   15 -57.821      57.821      268.54     -280.10
   16 -52.968      52.968      280.10     -290.69
   17 -47.796      47.796      290.69     -300.25
   18 -42.324      42.324      300.25     -308.72
   19 -36.556      36.556      308.72     -316.03
   20 -30.493      30.493      316.03     -322.13
   21 -24.152      24.152      322.13     -326.96
   22 -17.519      17.519      326.96     -330.46
   23 -10.597      10.597      330.46     -332.58
   24 -3.3863      3.3863      332.58     -333.26
   25  4.1112     -4.1112      333.26     -332.44
   26  11.065     -11.065      332.44     -330.22
   27  18.284     -18.284      330.22     -326.57
   28  25.767     -25.767      326.57     -321.41
   29  33.513     -33.513      321.41     -314.71
   30  41.522     -41.522      314.71     -306.41
   31  49.793     -49.793      306.41     -296.45
   32  58.294     -58.294      296.45     -284.79
   33  67.026     -67.026      284.79     -271.38
   34  75.755     -75.755      271.38     -256.23
   35  84.407     -84.407      256.23     -239.35
   36  89.473     -89.473      239.35     -221.46
   37  92.708     -92.708      221.46     -202.92
   38  93.985     -93.985      202.92     -184.12
   39  93.249     -93.249      184.12     -165.47
   40  90.472     -90.472      165.47     -147.37
   41  85.778     -85.778      147.37     -130.22
   42  80.282     -80.282      130.22     -114.16
   43  74.779     -74.779      114.16     -99.207
   44  69.288     -69.288      99.207     -85.350
   45  63.822     -63.822      85.350     -72.585
   46  58.396     -58.396      72.585     -60.906
   47  53.019     -53.019      60.906     -50.302
   48  47.701     -47.701      50.302     -40.762
   49  42.448     -42.448      40.762     -32.273
   50  37.267     -37.267      32.273     -24.819
   51  32.164     -32.164      24.819     -18.386
   52  27.142     -27.142      18.386     -12.958
```

53	22.205	-22.205	12.958	-8.5174
54	17.356	-17.356	8.5174	-5.0462
55	12.631	-12.631	5.0462	-2.5201
56	8.1580	-8.1580	2.5201	-0.88849
57	3.9572	-3.9572	0.88849	-9.70570E-02
58	0.97047	-0.97047	9.70570E-02	1.77002E-10

```
+-------------------------------------------------------------------------------------------------------------------------------+
|                   PARATIEPLUS(TM)   NLS ENGINE RELEASE  2018.0    FULL VERSION  *Build date:Nov 13, 2017*                    |
|                                                                                                                               |
|                                     NewProject.BaseDesignSection_28.A2M2R1_1213                                               |
|                                  Exe Time : 4 September 2018 18:05:31                                                         |
+-------------------------------------------------------------------------------------------------------------------------------+
New Project


S T R E S S    R E S U L T S    F O R    G R O U P    N O.    4

Tieback_175                                                 :
ELEMENT TYPE    6 NO.OF ELEMENTS. IN THIS GROUP    1
C U R R E N T    T I M E    I S      5.0000

 POST-TENSION 2D-BOUNDARY ELEMENT

         EL    FORCE          d0          EDISPL     pl. eps          K     -ve limit   +ve limit
-------------------------------------------------------------------------------------------------------------
 ANCHOR    1   141.57     -1.43920E-03  3.78078E-04   0.0000       1689.0       0.0000       0.0000     ELASTIC  ORIGINAL
YOUNG MODULUS

 ITER     0 RNORM = 0.000     RMNORM= 0.000
            RINORM=0.5467E+06 RIMNOR=0.5310E+07
            RENORM=0.5464E-06 REMNOR=0.2557E-18 RATIO =0.9997E-06 TOLER =0.1000E-03      CONVERGED !
            RFMAX = 122.6     RMMAX = 333.3
            RTSMAL=0.1000E-02 RMSMAL=0.1000E-02
            RDT   =0.5467E+06 RDR   =0.5310E+07
            RATIOT=0.9997E-06 RATIOR= 0.000
            MAX UN=0.6627E-03 IEQ=     3 NODE      2 DOF   1  Y-DISPL.F
            MIN UN=-.3932E-08 IEQ=   115 NODE     58 DOF   1  Y-DISPL.F
            NO. OF CONTACT CONSTRAINT VIOLATIONS     0


 ITER     1 RNORM = 0.000     RMNORM= 0.000
            RINORM=0.5467E+06 RIMNOR=0.5310E+07
            RENORM=0.5813E-16 REMNOR=0.1919E-18 RATIO =0.1031E-10 TOLER =0.1000E-03      CONVERGED !
            RFMAX = 122.6     RMMAX = 333.3
            RTSMAL=0.1000E-02 RMSMAL=0.1000E-02
            RDT   =0.5467E+06 RDR   =0.5310E+07
            RATIOT=0.1031E-10 RATIOR= 0.000
            MAX UN=0.2337E-08 IEQ=    85 NODE     43 DOF   1  Y-DISPL.F
            MIN UN=-.2213E-08 IEQ=    87 NODE     44 DOF   1  Y-DISPL.F
            NO. OF CONTACT CONSTRAINT VIOLATIONS     0


 ITER     2 RNORM = 0.000     RMNORM= 0.000
            RINORM=0.5467E+06 RIMNOR=0.5310E+07
            RENORM=0.5009E-16 REMNOR=0.1674E-18 RATIO =0.9572E-11 TOLER =0.1000E-03      CONVERGED !
            RFMAX = 122.6     RMMAX = 333.3
            RTSMAL=0.1000E-02 RMSMAL=0.1000E-02
            RDT   =0.5467E+06 RDR   =0.5310E+07
            RATIOT=0.9572E-11 RATIOR= 0.000
            MAX UN=0.2337E-08 IEQ=    85 NODE     43 DOF   1  Y-DISPL.F
            MIN UN=-.2213E-08 IEQ=    87 NODE     44 DOF   1  Y-DISPL.F
            NO. OF CONTACT CONSTRAINT VIOLATIONS     0
```

```
+-------------------------------------------------------------------------------------------------------------------------+
|                   PARATIEPLUS(TM)   NLS ENGINE RELEASE  2018.0    FULL VERSION  *Build date:Nov 13, 2017*              |
|                                                                                                                         |
|                                      NewProject.BaseDesignSection_28.A2M2R1_1213                                        |
|                                   Exe Time : 4 September 2018 18:05:31                                                  |
+-------------------------------------------------------------------------------------------------------------------------+
New Project
SOLUTION REACHED USING     2 ITERATIONS ON   40

P R I N T   O U T   F O R   T I M E   S T E P    6     ( AT TIME   6.000     )

PRINT OUT OF ACTIVE COMPONENTS (FIXED NODES ARE NOT PRINTED OUT)

          Y-DISPL.F        X-ROT. F
            (02)             (04)           (
    1   5.9264387E-04   5.3469759E-04
    2   6.9951706E-04   5.3370267E-04
    3   8.0599243E-04   5.3072012E-04
    4   9.1167328E-04   5.2576013E-04
    5   1.0161672E-03   5.1886156E-04
    6   1.1190941E-03   5.1010555E-04
    7   1.2200923E-03   4.9959197E-04
    8   1.3188202E-03   4.8741877E-04
    9   1.4149555E-03   4.7368132E-04
   10   1.5081946E-03   4.5847203E-04
   11   1.5982522E-03   4.4188026E-04
   12   1.6848603E-03   4.2399240E-04
   13   1.7677683E-03   4.0489200E-04
   14   1.8467417E-03   3.8466000E-04
   15   1.9215621E-03   3.6337504E-04
   16   1.9920266E-03   3.4111377E-04
   17   2.0579480E-03   3.1795331E-04
   18   2.1191538E-03   2.9397525E-04
   19   2.1754893E-03   2.6926586E-04
   20   2.2268174E-03   2.4391635E-04
   21   2.2730194E-03   2.1802285E-04
   22   2.3139968E-03   1.9168576E-04
   23   2.3496711E-03   1.6501052E-04
   24   2.3799858E-03   1.3810711E-04
   25   2.4049064E-03   1.1109022E-04
   26   2.4244222E-03   8.4079215E-05
   27   2.4385463E-03   5.7191504E-05
   28   2.4473146E-03   3.0541832E-05
   29   2.4507868E-03   4.2496407E-06
   30   2.4490466E-03  -2.1561485E-05
   31   2.4422028E-03  -4.6763691E-05
   32   2.4303906E-03  -7.1224747E-05
   33   2.4137714E-03  -9.4808794E-05
   34   2.3925348E-03  -1.1737586E-04
   35   2.3668983E-03  -1.3878424E-04
   36   2.3371078E-03  -1.5889289E-04
   37   2.3034354E-03  -1.7759038E-04
   38   2.2661704E-03  -1.9480956E-04
   39   2.2256126E-03  -2.1051372E-04
   40   2.1820662E-03  -2.2469845E-04
   41   2.1358326E-03  -2.3739225E-04
   42   2.0872046E-03  -2.4865577E-04
   43   2.0364602E-03  -2.5857170E-04
   44   1.9838598E-03  -2.6722930E-04
   45   1.9296467E-03  -2.7471774E-04
   46   1.8740450E-03  -2.8112602E-04
   47   1.8172624E-03  -2.8654249E-04
   48   1.7594883E-03  -2.9105482E-04
   49   1.7008949E-03  -2.9474979E-04
   50   1.6416374E-03  -2.9771320E-04
   51   1.5818531E-03  -3.0002972E-04
   52   1.5216616E-03  -3.0178285E-04
   53   1.4611735E-03  -3.0305461E-04
   54   1.4004695E-03  -3.0392599E-04
   55   1.3396246E-03  -3.0447634E-04
   56   1.2786952E-03  -3.0478335E-04
```

```
57   1.2177225E-03  -3.0492165E-04
58   1.1567331E-03  -3.0496164E-04
59   1.1262337E-03  -3.0496361E-04
```

```
+-------------------------------------------------------------------------------------------------------------------------------+
|                   PARATIEPLUS(TM)   NLS ENGINE RELEASE  2018.0    FULL VERSION  *Build date:Nov 13, 2017*                    |
|                                                                                                                               |
|                                    NewProject.BaseDesignSection_28.A2M2R1_1213                                                |
|                                  Exe Time : 4 September 2018 18:05:31                                                         |
+-------------------------------------------------------------------------------------------------------------------------------+
New Project


S T R E S S   R E S U L T S   F O R   G R O U P   N O.   1

0_L                                                          :
ELEMENT TYPE    5 NO.OF ELEMENTS. IN THIS GROUP   59
C U R R E N T   T I M E   I S      6.0000

 HARDENING 2D SOIL ELEMENT

 ****** TOTAL STRESS FORMULATION *****

  EL *   FORCE     DISPL-Y  VERTICAL-P  HORIZON.-P     MAX-V-P     MAX-H-P           STATE   STIFFNESS Z-LEVEL      PORE
E FACTOR    UFACTOR       Peq           Su_a         Su_p     LAYER
 ------------------------------------------------------------------------------------------------------------------------------
-------------------------------------------------------------------------------------------
   1 D  2.5539E-03 -5.9264E-04  5.5242E-02  2.5539E-02  5.5242E-02   2.122          UL-RL   9788.       0.000       0.000
1.000       1.000      2.5539E-02    0.000       0.000     DI1_164_167_L_0
   2 D  0.2713     -6.9952E-04   3.310       1.357       3.310       12.66          UL-RL   9788.     -0.2000       0.000
1.000       1.000       1.357       0.000       0.000     DI1_164_167_L_0
   3 D  0.9859     -8.0599E-04   6.776       4.929       6.776       25.92          UL-RL   9788.     -0.4000       0.000
1.000       1.000       4.929       0.000       0.000     DI1_164_167_L_0
   4 D   3.801     -9.1167E-04   10.51       19.00       10.51       40.23          UL-RL   9788.     -0.6000       0.000
1.000       1.000       19.00       0.000       0.000     DI1_164_167_L_0
   5 D   6.199     -1.0162E-03   14.45       30.99       14.45       52.44          UL-RL   9788.     -0.8000       0.000
1.000       1.000       30.99       0.000       0.000     DI1_164_167_L_0
   6 D   6.108     -1.1191E-03   18.47       30.54       18.47       52.21          UL-RL   9788.      -1.000       0.000
1.000       1.000       30.54       0.000       0.000     DI1_164_167_L_0
   7 D   5.963     -1.2201E-03   22.49       29.81       22.49       51.71          UL-RL   9788.      -1.200       0.000
1.000       1.000       29.81       0.000       0.000     DI1_164_167_L_0
   8 D   5.788     -1.3188E-03   26.55       28.94       26.55       51.06          UL-RL   9788.      -1.400       0.000
1.000       1.000       28.94       0.000       0.000     DI1_164_167_L_0
   9 D   5.600     -1.4150E-03   31.16       28.00       31.16       50.34          UL-RL   9788.      -1.600       0.000
1.000       1.000       28.00       0.000       0.000     DI1_164_167_L_0
  10 D   5.412     -1.5082E-03   35.51       27.06       35.51       49.61          UL-RL   9788.      -1.800       0.000
1.000       1.000       27.06       0.000       0.000     DI1_164_167_L_0
  11 D   5.232     -1.5983E-03   39.68       26.16       39.68       48.92          UL-RL   9788.      -2.000       0.000
1.000       1.000       26.16       0.000       0.000     DI1_164_167_L_0
  12 D   5.063     -1.6849E-03   43.71       25.32       43.71       48.28          UL-RL   9788.      -2.200       0.000
1.000       1.000       25.32       0.000       0.000     DI1_164_167_L_0
  13 D   4.912     -1.7678E-03   47.63       24.56       47.63       47.72          UL-RL   9788.      -2.400       0.000
1.000       1.000       24.56       0.000       0.000     DI1_164_167_L_0
  14 D   4.779     -1.8467E-03   51.46       23.89       51.46       47.24          UL-RL   9788.      -2.600       0.000
1.000       1.000       23.89       0.000       0.000     DI1_164_167_L_0
  15 D   4.667     -1.9216E-03   55.22       23.33       55.22       46.86          UL-RL   9788.      -2.800       0.000
1.000       1.000       23.33       0.000       0.000     DI1_164_167_L_0
  16 D   4.852     -1.9920E-03   58.91       24.26       58.91       46.57          UL-RL   9788.      -3.000       0.000
1.000       1.000       24.26       0.000       0.000     DI1_164_167_L_0
  17 D   5.172     -2.0579E-03   62.76       25.86       62.76       46.39          UL-RL   9788.      -3.200       0.000
1.000       1.000       25.86       0.000       0.000     DI1_164_167_L_0
  18 D   5.472     -2.1192E-03   66.36       27.36       66.36       46.32          UL-RL   9788.      -3.400       0.000
1.000       1.000       27.36       0.000       0.000     DI1_164_167_L_0
  19 D   5.768     -2.1755E-03   69.92       28.84       69.92       46.35          UL-RL   9788.      -3.600       0.000
1.000       1.000       28.84       0.000       0.000     DI1_164_167_L_0
  20 D   6.063     -2.2268E-03   73.46       30.31       73.46       46.48          UL-RL   9788.      -3.800       0.000
1.000       1.000       30.31       0.000       0.000     DI1_164_167_L_0
  21 D   6.342     -2.2730E-03   76.81       31.71       76.81       46.72          UL-RL   9788.      -4.000       0.000
1.000       1.000       31.71       0.000       0.000     DI1_164_167_L_0
  22 D   6.633     -2.3140E-03   80.30       33.16       80.30       47.06          UL-RL   9788.      -4.200       0.000
1.000       1.000       33.16       0.000       0.000     DI1_164_167_L_0
  23 D   6.922     -2.3497E-03   83.78       34.61       83.78       47.50          UL-RL   9788.      -4.400       0.000
1.000       1.000       34.61       0.000       0.000     DI1_164_167_L_0
  24 D   7.211     -2.3800E-03   87.24       36.05       87.24       48.03          UL-RL   9788.      -4.600       0.000
1.000       1.000       36.05       0.000       0.000     DI1_164_167_L_0
```

25 D	7.497	-2.4049E-03	90.68	37.49	90.68	48.65	UL-RL	9788.	-4.800	0.000	
1.000	1.000	37.49	0.000	0.000	DI1_164_167_L_0						
26 D	6.954	-2.4244E-03	94.11	34.77	94.11	51.89	UL-RL	2.3364E+04	-5.000	0.000	
1.000	1.000	34.77	0.000	0.000	DI2_165_168_L_0						
27 D	7.219	-2.4385E-03	97.53	36.09	97.53	51.77	UL-RL	2.3364E+04	-5.200	0.000	
1.000	1.000	36.09	0.000	0.000	DI2_165_168_L_0						
28 D	7.483	-2.4473E-03	100.9	37.41	100.9	51.83	UL-RL	2.3364E+04	-5.400	0.000	
1.000	1.000	37.41	0.000	0.000	DI2_165_168_L_0						
29 D	7.746	-2.4508E-03	104.3	38.73	104.3	52.06	UL-RL	2.3364E+04	-5.600	0.000	
1.000	1.000	38.73	0.000	0.000	DI2_165_168_L_0						
30 D	8.009	-2.4490E-03	107.7	40.04	107.7	53.43	UL-RL	2.3364E+04	-5.800	0.000	
1.000	1.000	40.04	0.000	0.000	DI2_165_168_L_0						
31 D	8.271	-2.4422E-03	111.1	41.35	111.1	54.91	UL-RL	2.3364E+04	-6.000	0.000	
1.000	1.000	41.35	0.000	0.000	DI2_165_168_L_0						
32 D	8.501	-2.4304E-03	114.1	42.50	114.1	56.40	UL-RL	2.3364E+04	-6.200	0.000	
1.000	1.000	42.50	0.000	0.000	DI2_165_168_L_0						
33 D	8.732	-2.4138E-03	117.0	43.66	117.0	57.90	UL-RL	2.3364E+04	-6.400	0.000	
1.000	1.000	43.66	0.000	0.000	DI2_165_168_L_0						
34 D	8.964	-2.3925E-03	120.0	44.82	120.0	59.40	UL-RL	2.3364E+04	-6.600	0.000	
1.000	1.000	44.82	0.000	0.000	DI2_165_168_L_0						
35 D	9.196	-2.3669E-03	123.0	45.98	123.0	60.91	UL-RL	2.3364E+04	-6.800	0.000	
1.000	1.000	45.98	0.000	0.000	DI2_165_168_L_0						
36 D	9.429	-2.3371E-03	126.0	47.15	126.0	62.42	UL-RL	2.3364E+04	-7.000	0.000	
1.000	1.000	47.15	0.000	0.000	DI2_165_168_L_0						
37 D	9.663	-2.3034E-03	129.0	48.32	129.0	63.94	UL-RL	2.3364E+04	-7.200	0.000	
1.000	1.000	48.32	0.000	0.000	DI2_165_168_L_0						
38 D	9.897	-2.2662E-03	132.0	49.49	132.0	65.45	UL-RL	2.3364E+04	-7.400	0.000	
1.000	1.000	49.49	0.000	0.000	DI2_165_168_L_0						
39 D	10.13	-2.2256E-03	135.1	50.66	135.1	66.98	UL-RL	2.3364E+04	-7.600	0.000	
1.000	1.000	50.66	0.000	0.000	DI2_165_168_L_0						
40 D	10.37	-2.1821E-03	138.1	51.83	138.1	68.50	UL-RL	2.3364E+04	-7.800	0.000	
1.000	1.000	51.83	0.000	0.000	DI2_165_168_L_0						
41 D	10.60	-2.1358E-03	141.2	53.01	141.2	70.03	UL-RL	2.3364E+04	-8.000	0.000	
1.000	1.000	53.01	0.000	0.000	DI2_165_168_L_0						
42 D	10.84	-2.0872E-03	144.2	54.18	144.2	71.56	UL-RL	2.3364E+04	-8.200	0.000	
1.000	1.000	54.18	0.000	0.000	DI2_165_168_L_0						
43 D	11.07	-2.0365E-03	147.3	55.36	147.3	73.09	UL-RL	2.3364E+04	-8.400	0.000	
1.000	1.000	55.36	0.000	0.000	DI2_165_168_L_0						
44 D	11.31	-1.9839E-03	150.3	56.54	150.3	74.62	UL-RL	2.3364E+04	-8.600	0.000	
1.000	1.000	56.54	0.000	0.000	DI2_165_168_L_0						
45 D	11.54	-1.9296E-03	153.4	57.72	153.4	76.16	UL-RL	2.3364E+04	-8.800	0.000	
1.000	1.000	57.72	0.000	0.000	DI2_165_168_L_0						
46 D	11.78	-1.8740E-03	156.5	58.90	156.5	77.69	UL-RL	2.3364E+04	-9.000	0.000	
1.000	1.000	58.90	0.000	0.000	DI2_165_168_L_0						
47 D	12.02	-1.8173E-03	159.6	60.08	159.6	79.23	UL-RL	2.3364E+04	-9.200	0.000	
1.000	1.000	60.08	0.000	0.000	DI2_165_168_L_0						
48 D	12.25	-1.7595E-03	162.7	61.27	162.7	80.77	UL-RL	2.3364E+04	-9.400	0.000	
1.000	1.000	61.27	0.000	0.000	DI2_165_168_L_0						
49 D	12.49	-1.7009E-03	165.8	62.45	165.8	82.31	UL-RL	2.3364E+04	-9.600	0.000	
1.000	1.000	62.45	0.000	0.000	DI2_165_168_L_0						
50 D	12.73	-1.6416E-03	168.9	63.64	168.9	83.85	UL-RL	2.3364E+04	-9.800	0.000	
1.000	1.000	63.64	0.000	0.000	DI2_165_168_L_0						
51 D	12.96	-1.5819E-03	172.0	64.82	172.0	85.40	UL-RL	2.3364E+04	-10.00	0.000	
1.000	1.000	64.82	0.000	0.000	DI2_165_168_L_0						
52 D	13.20	-1.5217E-03	175.1	66.01	175.1	86.94	UL-RL	2.3364E+04	-10.20	0.000	
1.000	1.000	66.01	0.000	0.000	DI2_165_168_L_0						
53 D	13.44	-1.4612E-03	178.2	67.20	178.2	88.49	UL-RL	2.3364E+04	-10.40	0.000	
1.000	1.000	67.20	0.000	0.000	DI2_165_168_L_0						
54 D	13.68	-1.4005E-03	181.3	68.39	181.3	90.03	UL-RL	2.3364E+04	-10.60	0.000	
1.000	1.000	68.39	0.000	0.000	DI2_165_168_L_0						
55 D	13.92	-1.3396E-03	184.4	69.58	184.4	91.58	UL-RL	2.3364E+04	-10.80	0.000	
1.000	1.000	69.58	0.000	0.000	DI2_165_168_L_0						
56 D	14.15	-1.2787E-03	187.6	70.77	187.6	93.13	UL-RL	2.3364E+04	-11.00	0.000	
1.000	1.000	70.77	0.000	0.000	DI2_165_168_L_0						
57 D	14.39	-1.2177E-03	190.7	71.96	190.7	94.67	UL-RL	2.3364E+04	-11.20	0.000	
1.000	1.000	71.96	0.000	0.000	DI2_165_168_L_0						
58 D	10.97	-1.1567E-03	193.8	73.16	193.8	96.22	UL-RL	2.3364E+04	-11.40	0.000	
1.000	1.000	73.16	0.000	0.000	DI2_165_168_L_0						
59 D	3.688	-1.1262E-03	195.4	73.76	195.4	97.00	UL-RL	2.3364E+04	-11.50	0.000	
1.000	1.000	73.76	0.000	0.000	DI2_165_168_L_0						

```
+-----------------------------------------------------------------------------------------------------------------------+
|                  PARATIEPLUS(TM)   NLS ENGINE RELEASE  2018.0    FULL VERSION  *Build date:Nov 13, 2017*              |
|                                                                                                                       |
|                                    NewProject.BaseDesignSection_28.A2M2R1_1213                                        |
|                                 Exe Time : 4 September 2018 18:05:31                                                  |
+-----------------------------------------------------------------------------------------------------------------------+
New Project


S T R E S S   R E S U L T S   F O R   G R O U P   N O.   2

0_R                                                                  :
ELEMENT TYPE    5 NO.OF ELEMENTS. IN THIS GROUP   59
C U R R E N T   T I M E   I S     6.0000

 HARDENING 2D SOIL ELEMENT

 ****** TOTAL STRESS FORMULATION *****

 EL *   FORCE     DISPL-Y  VERTICAL-P  HORIZON.-P     MAX-V-P     MAX-H-P          STATE   STIFFNESS Z-LEVEL      PORE
E FACTOR    UFACTOR       Peq          Su_a        Su_p     LAYER
 ---------------------------------------------------------------------------------------------------------------------------
-----------------------------------------------------------------------------------------------
   1     0.000         --          --          --          --          --          REMOVED     --        0.000       0.000
1.000       1.000       0.000       0.000       0.000     not available
   2     0.000         --          --          --          --          --          REMOVED     --      -0.2000       0.000
1.000       1.000       0.000       0.000       0.000     not available
   3     0.000         --          --          --          --          --          REMOVED     --      -0.4000       0.000
1.000       1.000       0.000       0.000       0.000     not available
   4     0.000         --          --          --          --          --          REMOVED     --      -0.6000       0.000
1.000       1.000       0.000       0.000       0.000     not available
   5     0.000         --          --          --          --          --          REMOVED     --      -0.8000       0.000
1.000       1.000       0.000       0.000       0.000     not available
   6     0.000         --          --          --          --          --          REMOVED     --       -1.000       0.000
1.000       1.000       0.000       0.000       0.000     not available
   7     0.000         --          --          --          --          --          REMOVED     --       -1.200       0.000
1.000       1.000       0.000       0.000       0.000     not available
   8     0.000         --          --          --          --          --          REMOVED     --       -1.400       0.000
1.000       1.000       0.000       0.000       0.000     not available
   9     0.000         --          --          --          --          --          REMOVED     --       -1.600       0.000
1.000       1.000       0.000       0.000       0.000     not available
  10     0.000         --          --          --          --          --          REMOVED     --       -1.800       0.000
1.000       1.000       0.000       0.000       0.000     not available
  11     0.000         --          --          --          --          --          REMOVED     --       -2.000       0.000
1.000       1.000       0.000       0.000       0.000     not available
  12     0.000         --          --          --          --          --          REMOVED     --       -2.200       0.000
1.000       1.000       0.000       0.000       0.000     not available
  13     0.000         --          --          --          --          --          REMOVED     --       -2.400       0.000
1.000       1.000       0.000       0.000       0.000     not available
  14     0.000         --          --          --          --          --          REMOVED     --       -2.600       0.000
1.000       1.000       0.000       0.000       0.000     not available
  15     0.000         --          --          --          --          --          REMOVED     --       -2.800       0.000
1.000       1.000       0.000       0.000       0.000     not available
  16     0.000         --          --          --          --          --          REMOVED     --       -3.000       0.000
1.000       1.000       0.000       0.000       0.000     not available
  17     0.000         --          --          --          --          --          REMOVED     --       -3.200       0.000
1.000       1.000       0.000       0.000       0.000     not available
  18     0.000         --          --          --          --          --          REMOVED     --       -3.400       0.000
1.000       1.000       0.000       0.000       0.000     not available
  19     0.000         --          --          --          --          --          REMOVED     --       -3.600       0.000
1.000       1.000       0.000       0.000       0.000     not available
  20     0.000         --          --          --          --          --          REMOVED     --       -3.800       0.000
1.000       1.000       0.000       0.000       0.000     not available
  21     0.000         --          --          --          --          --          REMOVED     --       -4.000       0.000
1.000       1.000       0.000       0.000       0.000     not available
  22     0.000         --          --          --          --          --          REMOVED     --       -4.200       0.000
1.000       1.000       0.000       0.000       0.000     not available
  23     0.000         --          --          --          --          --          REMOVED     --       -4.400       0.000
1.000       1.000       0.000       0.000       0.000     not available
  24     0.000         --          --          --          --          --          REMOVED     --       -4.600       0.000
1.000       1.000       0.000       0.000       0.000     not available
```

25	0.000	--	--	--	--	--	REMOVED	--	-4.800	0.000		
1.000	1.000	0.000	0.000	0.000	not available							
26	0.000	--	--	--	--	--	REMOVED	--	-5.000	0.000		
1.000	1.000	0.000	0.000	0.000	not available							
27	0.000	--	--	--	--	--	REMOVED	--	-5.200	0.000		
1.000	1.000	0.000	0.000	0.000	not available							
28	0.000	--	--	--	--	--	REMOVED	--	-5.400	0.000		
1.000	1.000	0.000	0.000	0.000	not available							
29	0.000	--	--	--	--	--	REMOVED	--	-5.600	0.000		
1.000	1.000	0.000	0.000	0.000	not available							
30	0.000	--	--	--	--	--	REMOVED	--	-5.800	0.000		
1.000	1.000	0.000	0.000	0.000	not available							
31	0.000	--	--	--	--	--	REMOVED	--	-6.000	0.000		
1.000	1.000	0.000	0.000	0.000	not available							
32	0.000	--	--	--	--	--	REMOVED	--	-6.200	0.000		
1.000	1.000	0.000	0.000	0.000	not available							
33 D	1.5100E-05	2.4138E-03	1.600	7.5498E-05	1.600	0.8000	UL-RL	1.9063E+04	-6.400	0.000		
1.000	1.000	7.5498E-05	0.000	0.000	DI2_165_168_L_0							
34 D	0.2342	2.3925E-03	4.800	1.171	4.800	2.400	UL-RL	1.9063E+04	-6.600	0.000		
1.000	1.000	1.171	0.000	0.000	DI2_165_168_L_0							
35 D	0.5446	2.3669E-03	8.000	2.723	8.000	4.000	UL-RL	1.9063E+04	-6.800	0.000		
1.000	1.000	2.723	0.000	0.000	DI2_165_168_L_0							
36 D	4.364	2.3371E-03	11.20	21.82	112.0	63.48	UL-RL	1.9063E+04	-7.000	0.000		
1.000	1.000	21.82	0.000	0.000	DI2_165_168_L_0							
37 D	6.428	2.3034E-03	14.40	32.14	115.2	65.17	UL-RL	1.9063E+04	-7.200	0.000		
1.000	1.000	32.14	0.000	0.000	DI2_165_168_L_0							
38 D	8.620	2.2662E-03	17.60	43.10	118.4	66.82	UL-RL	1.9063E+04	-7.400	0.000		
1.000	1.000	43.10	0.000	0.000	DI2_165_168_L_0							
39 D	10.87	2.2256E-03	20.80	54.33	121.6	68.46	UL-RL	1.9063E+04	-7.600	0.000		
1.000	1.000	54.33	0.000	0.000	DI2_165_168_L_0							
40 D	13.14	2.1821E-03	24.00	65.72	124.8	70.05	UL-RL	1.9063E+04	-7.800	0.000		
1.000	1.000	65.72	0.000	0.000	DI2_165_168_L_0							
41 D	15.30	2.1358E-03	27.20	76.48	128.0	78.02	UL-RL	1.9063E+04	-8.000	0.000		
1.000	1.000	76.48	0.000	0.000	DI2_165_168_L_0							
42 D	16.33	2.0872E-03	30.40	81.66	131.2	83.24	UL-RL	1.9063E+04	-8.200	0.000		
1.000	1.000	81.66	0.000	0.000	DI2_165_168_L_0							
43 D	16.57	2.0365E-03	33.60	82.87	134.4	84.49	UL-RL	1.9063E+04	-8.400	0.000		
1.000	1.000	82.87	0.000	0.000	DI2_165_168_L_0							
44 D	16.80	1.9839E-03	36.80	84.00	137.6	85.66	UL-RL	1.9063E+04	-8.600	0.000		
1.000	1.000	84.00	0.000	0.000	DI2_165_168_L_0							
45 D	17.01	1.9296E-03	40.00	85.05	140.8	86.74	UL-RL	1.9063E+04	-8.800	0.000		
1.000	1.000	85.05	0.000	0.000	DI2_165_168_L_0							
46 D	17.21	1.8740E-03	43.20	86.03	144.0	87.76	UL-RL	1.9063E+04	-9.000	0.000		
1.000	1.000	86.03	0.000	0.000	DI2_165_168_L_0							
47 D	17.39	1.8173E-03	46.40	86.97	147.2	88.74	UL-RL	1.9063E+04	-9.200	0.000		
1.000	1.000	86.97	0.000	0.000	DI2_165_168_L_0							
48 D	17.57	1.7595E-03	49.60	87.86	150.4	89.66	UL-RL	1.9063E+04	-9.400	0.000		
1.000	1.000	87.86	0.000	0.000	DI2_165_168_L_0							
49 D	17.74	1.7009E-03	52.80	88.71	153.6	90.55	UL-RL	1.9063E+04	-9.600	0.000		
1.000	1.000	88.71	0.000	0.000	DI2_165_168_L_0							
50 D	17.91	1.6416E-03	56.00	89.54	156.8	91.41	UL-RL	1.9063E+04	-9.800	0.000		
1.000	1.000	89.54	0.000	0.000	DI2_165_168_L_0							
51 D	18.07	1.5819E-03	59.20	90.34	160.0	92.24	UL-RL	1.9063E+04	-10.00	0.000		
1.000	1.000	90.34	0.000	0.000	DI2_165_168_L_0							
52 D	18.22	1.5217E-03	62.40	91.12	163.2	93.06	UL-RL	1.9063E+04	-10.20	0.000		
1.000	1.000	91.12	0.000	0.000	DI2_165_168_L_0							
53 D	18.38	1.4612E-03	65.60	91.88	166.4	93.85	UL-RL	1.9063E+04	-10.40	0.000		
1.000	1.000	91.88	0.000	0.000	DI2_165_168_L_0							
54 D	18.53	1.4005E-03	68.80	92.63	169.6	94.63	UL-RL	1.9063E+04	-10.60	0.000		
1.000	1.000	92.63	0.000	0.000	DI2_165_168_L_0							
55 D	18.64	1.3396E-03	72.00	93.21	172.8	95.24	UL-RL	1.9063E+04	-10.80	0.000		
1.000	1.000	93.21	0.000	0.000	DI2_165_168_L_0							
56 D	18.63	1.2787E-03	75.20	93.13	176.0	95.20	UL-RL	1.9063E+04	-11.00	0.000		
1.000	1.000	93.13	0.000	0.000	DI2_165_168_L_0							
57 D	18.59	1.2177E-03	78.40	92.97	179.2	95.07	UL-RL	1.9063E+04	-11.20	0.000		
1.000	1.000	92.97	0.000	0.000	DI2_165_168_L_0							
58 D	13.96	1.1567E-03	81.60	93.07	182.4	96.22	UL-RL	1.9063E+04	-11.40	0.000		
1.000	1.000	93.07	0.000	0.000	DI2_165_168_L_0							
59 D	4.658	1.1262E-03	83.20	93.16	184.0	97.00	UL-RL	1.9063E+04	-11.50	0.000		
1.000	1.000	93.16	0.000	0.000	DI2_165_168_L_0							

```
+-----------------------------------------------------------------------------------------------------------------------+
|                  PARATIEPLUS(TM)   NLS ENGINE RELEASE  2018.0    FULL VERSION  *Build date:Nov 13, 2017*              |
|                                                                                                                       |
|                                     NewProject.BaseDesignSection_28.A2M2R1_1213                                       |
|                                 Exe Time : 4 September 2018 18:05:31                                                  |
+-----------------------------------------------------------------------------------------------------------------------+
New Project


S T R E S S   R E S U L T S   F O R   G R O U P   N O.   3

WallElement_33                                                  :
ELEMENT TYPE    2 NO.OF ELEMENTS. IN THIS GROUP   58
C U R R E N T   T I M E   I S     6.0000

 WALL2D ELEMENT

   EL      TA          TB          MA          MB
-----------------------------------------------------
    1 -122.60      122.60    -6.82338E-12 -24.520
    2 -122.33      122.33      24.520     -48.986
    3 -121.34      121.34      48.986     -73.254
    4 -117.54      117.54      73.254     -96.763
    5 -111.34      111.34      96.763     -119.03
    6 -105.24      105.24      119.03     -140.08
    7 -99.273      99.273      140.08     -159.93
    8 -93.485      93.485      159.93     -178.63
    9 -87.885      87.885      178.63     -196.21
   10 -82.472      82.472      196.21     -212.70
   11 -77.241      77.241      212.70     -228.15
   12 -72.177      72.177      228.15     -242.59
   13 -67.266      67.266      242.59     -256.04
   14 -62.487      62.487      256.04     -268.54
   15 -57.820      57.820      268.54     -280.10
   16 -52.968      52.968      280.10     -290.69
   17 -47.796      47.796      290.69     -300.25
   18 -42.324      42.324      300.25     -308.72
   19 -36.556      36.556      308.72     -316.03
   20 -30.493      30.493      316.03     -322.13
   21 -24.152      24.152      322.13     -326.96
   22 -17.519      17.519      326.96     -330.46
   23 -10.597      10.597      330.46     -332.58
   24 -3.3863      3.3863      332.58     -333.26
   25  4.1112     -4.1112      333.26     -332.44
   26  11.065     -11.065      332.44     -330.22
   27  18.284     -18.284      330.22     -326.57
   28  25.767     -25.767      326.57     -321.41
   29  33.513     -33.513      321.41     -314.71
   30  41.522     -41.522      314.71     -306.41
   31  49.793     -49.793      306.41     -296.45
   32  58.293     -58.293      296.45     -284.79
   33  67.025     -67.025      284.79     -271.38
   34  75.755     -75.755      271.38     -256.23
   35  84.407     -84.407      256.23     -239.35
   36  89.473     -89.473      239.35     -221.46
   37  92.707     -92.707      221.46     -202.92
   38  93.984     -93.984      202.92     -184.12
   39  93.249     -93.249      184.12     -165.47
   40  90.472     -90.472      165.47     -147.37
   41  85.777     -85.777      147.37     -130.22
   42  80.281     -80.281      130.22     -114.16
   43  74.779     -74.779      114.16     -99.207
   44  69.287     -69.287      99.207     -85.349
   45  63.822     -63.822      85.349     -72.585
   46  58.396     -58.396      72.585     -60.906
   47  53.019     -53.019      60.906     -50.302
   48  47.700     -47.700      50.302     -40.762
   49  42.448     -42.448      40.762     -32.272
   50  37.267     -37.267      32.272     -24.819
   51  32.163     -32.163      24.819     -18.386
   52  27.141     -27.141      18.386     -12.958
```

53	22.204	-22.204	12.958	-8.5173
54	17.356	-17.356	8.5173	-5.0462
55	12.631	-12.631	5.0462	-2.5201
56	8.1579	-8.1579	2.5201	-0.88848
57	3.9571	-3.9571	0.88848	-9.70559E-02
58	0.97046	-0.97046	9.70559E-02	-1.25258E-11

```
+-----------------------------------------------------------------------------------------------------------------------+
|                  PARATIEPLUS(TM)   NLS ENGINE RELEASE  2018.0    FULL VERSION  *Build date:Nov 13, 2017*              |
|                                                                                                                       |
|                                     NewProject.BaseDesignSection_28.A2M2R1_1213                                       |
|                                 Exe Time : 4 September 2018 18:05:31                                                  |
+-----------------------------------------------------------------------------------------------------------------------+
New Project


S T R E S S   R E S U L T S   F O R   G R O U P   N O.   4

Tieback_175                                                  :
ELEMENT TYPE    6 NO.OF ELEMENTS. IN THIS GROUP    1
C U R R E N T   T I M E   I S     6.0000

 POST-TENSION 2D-BOUNDARY ELEMENT

         EL    FORCE          d0          EDISPL     pl. eps          K     -ve limit   +ve limit
-------------------------------------------------------------------------------------------------------
ANCHOR    1   141.57     -1.43920E-03  3.78107E-04   0.0000       1689.0       0.0000       0.0000     ELASTIC  ORIGINAL
YOUNG MODULUS
```

```
+-----------------------------------------------------------------------------------------------------------------------+
|                  PARATIEPLUS(TM)   NLS ENGINE RELEASE  2018.0    FULL VERSION  *Build date:Nov 13, 2017*              |
|                                                                                                                       |
|                                    NewProject.BaseDesignSection_28.A2M2R1_1213                                        |
|                                 Exe Time : 4 September 2018 18:05:31                                                  |
+-----------------------------------------------------------------------------------------------------------------------+


    F I N A L   I N C R E M E N T A L   A N A L Y S I S

                    S U M M A R Y

    STEP                                   NO. OF ITERATIONS

       1          CONVERGENCE :YES                        2
       2          CONVERGENCE :YES                        3
       3          CONVERGENCE :YES                        5
       4          CONVERGENCE :YES                        5
       5          CONVERGENCE :YES                        3
       6          CONVERGENCE :YES                        2


 END OF PROCESS FOR PROBLEM
New Project
NONLINEAR SOLUTION CPU TIME ....    0.11 [sec]
DATABASE  CREATION CPU TIME.....    0.36 [sec]
```

Design Assumption : SISMICA STR - File di Paratie - File di input (.d)

```
* PARATIE ANALYSIS FOR DESIGN SECTION:Base Design Section USING ASSUMPTION: SISMICA STR
 * Time:martedì 4 settembre 2018 18:05:32
 * 1: Defining general settings
 UNIT  m kN
 TITLE New Project
 DELTA 0.2
 option param itemax 40
 option control hinges 0 0.0001 0.001

 * 2: Defining wall(s)
 WALL LeftWall_32 0 -11.5 0 1

 * 3: Defining surfaces for wall(s)
 SOIL 0_L LeftWall_32 -11.5 0 1 0
 SOIL 0_R LeftWall_32 -11.5 0 2 180

 * 4: Defining soil layers
 *
 * Soil Profile (Rilevato_2_8_L_0)
 *
 LDATA Rilevato_2_8_L_0 3 LeftWall_32
 ATREST 0.5 0.5 1
 WEIGHT 19 10 10
 PERMEABILITY 0.0001
 RESISTANCE 0 38 0 0 0
 YOUNG 1.5E+04 4.5E+04
 ENDL
 *
 * Soil Profile (DI1_164_167_L_0)
 *
 LDATA DI1_164_167_L_0 0 LeftWall_32
 ATREST 0.5 0.5 1
 WEIGHT 16 6 10
 PERMEABILITY 1E-05
 RESISTANCE 0 30 0 0 0
 YOUNG 3E+04 4.8E+04
 ENDL
 *
 * Soil Profile (DI2_165_168_L_0)
 *
 LDATA DI2_165_168_L_0 -5 LeftWall_32
 ATREST 0.5 0.5 1
 WEIGHT 16 6 10
 PERMEABILITY 1E-05
 RESISTANCE 1 33 0 0 0
 YOUNG 6.8E+04 1.088E+05
 ENDL

 * 5: Defining structural materials
 * Steel material: 108 Name=Fe360 E=206000200 kPa
 MATERIAL Fe360_108 2.06E+08
 * Concrete material: 104 Name=C25/30 E=31475800 kPa
 MATERIAL C2530_104 3.148E+07
 * Rebar material: 124 Name=acciaio armonico E=200100000 kPa
 MATERIAL acciaioarmonico_124 2.001E+08
 * Concrete material: 103 Name=C20/25 E=29962000 kPa
 MATERIAL C2025_103 2.996E+07

 * 6: Defining structural elements
 * 6.1: Beams and combined Wall Elements
 BEAM WallElement_33 LeftWall_32 -11.5 0 C2530_104 0.9794 00 00 0


 * 6.2: Supports
 WIRE Tieback_175 LeftWall_32 0 acciaioarmonico_124 8.441E-06 138.5 30 0 0
```

```
* 6.3: Strips
STRIP LeftWall_32 1 6 1 5 0 20 45
STRIP LeftWall_32 1 6 12 18 2.7 20 45

* 7: Defining Steps
STEP Stage1_31
CHANGE Rilevato_2_8_L_0 U-FRICT=38 LeftWall_32
CHANGE Rilevato_2_8_L_0 D-FRICT=38 LeftWall_32
CHANGE Rilevato_2_8_L_0 U-KA=0.238 LeftWall_32
CHANGE Rilevato_2_8_L_0 U-KP=7.232 LeftWall_32
CHANGE Rilevato_2_8_L_0 D-KA=0.238 LeftWall_32
CHANGE Rilevato_2_8_L_0 D-KP=7.232 LeftWall_32
CHANGE DI1_164_167_L_0 U-FRICT=30 LeftWall_32
CHANGE DI1_164_167_L_0 D-FRICT=30 LeftWall_32
CHANGE DI1_164_167_L_0 U-KA=0.333 LeftWall_32
CHANGE DI1_164_167_L_0 U-KP=5.286 LeftWall_32
CHANGE DI1_164_167_L_0 D-KA=0.333 LeftWall_32
CHANGE DI1_164_167_L_0 D-KP=4.288 LeftWall_32
CHANGE DI2_165_168_L_0 U-FRICT=33 LeftWall_32
CHANGE DI2_165_168_L_0 D-FRICT=33 LeftWall_32
CHANGE DI2_165_168_L_0 U-KA=0.295 LeftWall_32
CHANGE DI2_165_168_L_0 U-KP=6.462 LeftWall_32
CHANGE DI2_165_168_L_0 D-KA=0.295 LeftWall_32
CHANGE DI2_165_168_L_0 D-KP=5.16 LeftWall_32
CHANGE Rilevato_2_8_L_0 U-COHE=0 LeftWall_32
CHANGE Rilevato_2_8_L_0 U-ADHES=0 LeftWall_32
CHANGE Rilevato_2_8_L_0 D-COHE=0 LeftWall_32
CHANGE Rilevato_2_8_L_0 D-ADHES=0 LeftWall_32
CHANGE DI1_164_167_L_0 U-COHE=0 LeftWall_32
CHANGE DI1_164_167_L_0 U-ADHES=0 LeftWall_32
CHANGE DI1_164_167_L_0 D-COHE=0 LeftWall_32
CHANGE DI1_164_167_L_0 D-ADHES=0 LeftWall_32
CHANGE DI2_165_168_L_0 U-COHE=1 LeftWall_32
CHANGE DI2_165_168_L_0 U-ADHES=0 LeftWall_32
CHANGE DI2_165_168_L_0 D-COHE=1 LeftWall_32
CHANGE DI2_165_168_L_0 D-ADHES=0 LeftWall_32
SETWALL LeftWall_32
GEOM 0 0
WATER -18 0 -11.5 0 0
ADD WallElement_33
ENDSTEP

STEP Stage2_183
SETWALL LeftWall_32
GEOM 0 -1
WATER -18 0 -11.5 0 0
ENDSTEP

STEP Stage3_283
SETWALL LeftWall_32
GEOM 0 -1
WATER -18 0 -11.5 0 0
ADD Tieback_175
ENDSTEP

STEP Stage4_383
SETWALL LeftWall_32
GEOM 0 -6.8
WATER -18 0 -11.5 0 0
ENDSTEP

STEP Stage5_744
SETWALL LeftWall_32
GEOM 0 -6.3
WATER -18 0 -11.5 0 0
ENDSTEP

STEP Stage6_2841
SETWALL LeftWall_32
GEOM 0 -6.3
WATER -18 0 -11.5 0 0
```

```
CHANGE Rilevato_2_8_L_0 U-KAED=0.5012 LeftWall_32
CHANGE Rilevato_2_8_L_0 U-KAEW=0.9178 LeftWall_32
CHANGE Rilevato_2_8_L_0 U-KPED=6.81 LeftWall_32
CHANGE Rilevato_2_8_L_0 U-KPEW=4.494 LeftWall_32
CHANGE Rilevato_2_8_L_0 D-KAED=0.4503 LeftWall_32
CHANGE Rilevato_2_8_L_0 D-KAEW=1.409 LeftWall_32
CHANGE Rilevato_2_8_L_0 D-KPED=4.152 LeftWall_32
CHANGE Rilevato_2_8_L_0 D-KPEW=0.8263 LeftWall_32
CHANGE DI1_164_167_L_0 U-KAED=0.6631 LeftWall_32
CHANGE DI1_164_167_L_0 U-KAEW=1.865 LeftWall_32
CHANGE DI1_164_167_L_0 U-KPED=5.212 LeftWall_32
CHANGE DI1_164_167_L_0 U-KPEW=1.163 LeftWall_32
CHANGE DI1_164_167_L_0 D-KAED=0.6024 LeftWall_32
CHANGE DI1_164_167_L_0 D-KAEW=1.682 LeftWall_32
CHANGE DI1_164_167_L_0 D-KPED=2.205 LeftWall_32
CHANGE DI1_164_167_L_0 D-KPEW=0.8263 LeftWall_32
CHANGE DI2_165_168_L_0 U-KAED=0.5974 LeftWall_32
CHANGE DI2_165_168_L_0 U-KAEW=1.888 LeftWall_32
CHANGE DI2_165_168_L_0 U-KPED=6.44 LeftWall_32
CHANGE DI2_165_168_L_0 U-KPEW=3.182 LeftWall_32
CHANGE DI2_165_168_L_0 D-KAED=0.5379 LeftWall_32
CHANGE DI2_165_168_L_0 D-KAEW=1.735 LeftWall_32
CHANGE DI2_165_168_L_0 D-KPED=2.789 LeftWall_32
CHANGE DI2_165_168_L_0 D-KPEW=0.8263 LeftWall_32
EQK 0.3474 0.1737 -0.1737 0 0.5 0 0.5 0 0
WOOD 35.02 35.02 -6.3 0
* Include pressure contribution from wall: LeftWall_32
* Include wall contribution
DLOAD step LeftWall_32 -6.3 7.556 0 7.556
ENDSTEP
```

Design Assumption : SISMICA STR - File di Paratie - File di output (.out)

```
+-------------------------------------------------------------------------------------------------------------------------+
|                   PARATIEPLUS(TM)   NLS ENGINE RELEASE  2018.0    FULL VERSION  *Build date:Nov 13, 2017*               |
|                                                                                                                         |
|                                    NewProject.BaseDesignSection_28.SISMICASTR_1243                                      |
|                                   Exe Time : 4 September 2018 18:05:32                                                  |
+-------------------------------------------------------------------------------------------------------------------------+

                  ***********************************************************
                  *                                                         *
                  *  PARATIE PLUS Non-Linear Spring Engine                  *
                  *                                                         *
                  *          AN ELASTOPLASTIC FINITE ELEMENT PROGRAM        *
                  *          FOR FLEXIBLE EARTH-RETAINING STRUCTURES        *
                  *                                                         *
                  *          Written by Ce.A.S. s.r.l. (ITALY)              *
                  *          with the scientific supervision of             *
                  *          Roberto Nova - full professor SOIL MECHANICS   *
                  *          at Politecnico di Milano (ITALY)               *
                  *                                                         *
                  ***********************************************************
                  *                                                         *
                  *  RELEASE   2018.0     *Build date:Nov 13, 2017*    *    *
                  *                                                         *
                  *                                                         *
                  *  Ce.A.S.     S.R.L   CENTRO DI ANALISI STRUTTURALE      *
                  *              VIALE   GIUSTINIANO 10                     *
                  *              20129   M I L A N O  (ITALIA)              *
                  *  TEL.        +39 02 2020221                             *
                  *                                                         *
                  *  email       bruno.becci@ceas.it                        *
                  *  Web Page    www.ceas.it     www.paratieplus.com        *
                  ***********************************************************
```

```
 JOB : NewProject.BaseDesignSection_28.SISMICASTR_1243
 STARTING
ACCEPTED   <FILE,GENW                                                    >
ACCEPTED   <FILE,PLOTTER,BINARY                                          >
ACCEPTED   <SOLVE TOTAL_STRESS                                           >
ACCEPTED   <PARAM ITEMAX 40                                              >
ACCEPTED   <CONTROL HINGES 0 0.0001 0.001                                >


                ************************************************************
                *                                                          *
                *  WARNING : PORE PRESSURES ARE AUTOMATICALLY COMPUTED     *
                *    BY THE PROGRAM.                                       *
                ************************************************************

PRELIMINARY OPERATIONS CPU TIME     0.00 [sec]
```

```
+-------------------------------------------------------------------------------------------------------------------------+
|                   PARATIEPLUS(TM)   NLS ENGINE RELEASE  2018.0    FULL VERSION  *Build date:Nov 13, 2017*               |
|                                                                                                                         |
|                                    NewProject.BaseDesignSection_28.SISMICASTR_1243                                      |
|                                   Exe Time : 4 September 2018 18:05:32                                                  |
+-------------------------------------------------------------------------------------------------------------------------+


INPUT FILE HAS BEEN GENERATED BY WALGEN PROGRAM


New Project


NO. OF NODAL POINTS (NUMNP) ...................   59
NO. OF COORDINATES  (NCOORD)...................    2
NO. OF NODE DOFS    (NDOF).....................    2
NO. OF EQUATIONS    (NEQ)...................... 118
NO. OF CONSTRAINTS CARDS (NVINC)...............    0
NO. OF ELEMENT GROUPS (NEG).....................    4
NO. OF SOLUTION STEPS (NSTE)...................    6
NO. OF ELEMENT SETS ATTACHED TO SLAVE NODES ...    0
NO. OF RECORD FROM WALGEN ..................... 126
NO. OF LONG NAMES (LASTNAME) .................   24
LENGTH UNIT CHOICE ............................    3 (M   )
FORCE  UNIT CHOICE ............................    3 (KN  )
MAX PORE PRESSURE TABLE LENGTH.................    1
NO. OF ELEMENT GROUPS REQUIRING ADD. SLIP DOF .    0


IDOFA (01) =  2  Y-DISPL.F
IDOFA (02) =  4   X-ROT. F

 RELEVANT ITEMS UNITS

 STRESSES                  kPa
 Y-DISPLACEMENTS           m
 ROTATIONS                 RADIANS
 BEAM AND SLAB MOMENTS     kN*m/m
 BEAM SHEAR FORCES         kN/m
 ANCHOR FORCES             kN/m
 AXIAL FORCES IN TRUSSES   kN/m
 AXIAL FORCES SPRINGS      kN/m
 Y-REACTIONS               kN/m
 X-MOMENT REACTIONS        kN*m/m
 ETC.
```

```
+-------------------------------------------------------------------------------------------------------------------------+
|                  PARATIEPLUS(TM)   NLS ENGINE RELEASE  2018.0    FULL VERSION  *Build date:Nov 13, 2017*              |
|                                                                                                                         |
|                                  NewProject.BaseDesignSection_28.SISMICASTR_1243                                        |
|                                 Exe Time : 4 September 2018 18:05:32                                                    |
+-------------------------------------------------------------------------------------------------------------------------+
                  P R E P R O C E S S O R     D A T A

                  N O.  O F   C O M M A N D S    126

   1 : UNIT  m kN
   2 : TITLE New Project
   3 : DELTA 0.2
   4 : option param itemax 40
   5 : option control hinges 0 0.0001 0.001
   6 : WALL LeftWall_32 0 -11.5 0 1
   7 : SOIL 0_L LeftWall_32 -11.5 0 1 0
   8 : SOIL 0_R LeftWall_32 -11.5 0 2 180
   9 : LDATA Rilevato_2_8_L_0 3 LeftWall_32
  10 : ATREST 0.5 0.5 1
  11 : WEIGHT 19 10 10
  12 : PERMEABILITY 0.0001
  13 : RESISTANCE 0 38 0 0 0
  14 : YOUNG 1.5E+04 4.5E+04
  15 : ENDL
  16 : LDATA DI1_164_167_L_0 0 LeftWall_32
  17 : ATREST 0.5 0.5 1
  18 : WEIGHT 16 6 10
  19 : PERMEABILITY 1E-05
  20 : RESISTANCE 0 30 0 0 0
  21 : YOUNG 3E+04 4.8E+04
  22 : ENDL
  23 : LDATA DI2_165_168_L_0 -5 LeftWall_32
  24 : ATREST 0.5 0.5 1
  25 : WEIGHT 16 6 10
  26 : PERMEABILITY 1E-05
  27 : RESISTANCE 1 33 0 0 0
  28 : YOUNG 6.8E+04 1.088E+05
  29 : ENDL
  30 : MATERIAL Fe360_108 2.06E+08
  31 : MATERIAL C2530_104 3.148E+07
  32 : MATERIAL acciaioarmonico_124 2.001E+08
  33 : MATERIAL C2025_103 2.996E+07
  34 : BEAM WallElement_33 LeftWall_32 -11.5 0 C2530_104 0.9794 00 00 0
  35 : WIRE Tieback_175 LeftWall_32 0 acciaioarmonico_124 8.441E-06 138.5 30 0 0
  36 : STRIP LeftWall_32 1 6 1 5 0 20 45
  37 : STRIP LeftWall_32 1 6 12 18 2.7 20 45
  38 : STEP Stage1_31
  39 : CHANGE Rilevato_2_8_L_0 U-FRICT=38 LeftWall_32
  40 : CHANGE Rilevato_2_8_L_0 D-FRICT=38 LeftWall_32
  41 : CHANGE Rilevato_2_8_L_0 U-KA=0.238 LeftWall_32
  42 : CHANGE Rilevato_2_8_L_0 U-KP=7.232 LeftWall_32
  43 : CHANGE Rilevato_2_8_L_0 D-KA=0.238 LeftWall_32
  44 : CHANGE Rilevato_2_8_L_0 D-KP=7.232 LeftWall_32
  45 : CHANGE DI1_164_167_L_0 U-FRICT=30 LeftWall_32
  46 : CHANGE DI1_164_167_L_0 D-FRICT=30 LeftWall_32
  47 : CHANGE DI1_164_167_L_0 U-KA=0.333 LeftWall_32
  48 : CHANGE DI1_164_167_L_0 U-KP=5.286 LeftWall_32
  49 : CHANGE DI1_164_167_L_0 D-KA=0.333 LeftWall_32
  50 : CHANGE DI1_164_167_L_0 D-KP=4.288 LeftWall_32
  51 : CHANGE DI2_165_168_L_0 U-FRICT=33 LeftWall_32
  52 : CHANGE DI2_165_168_L_0 D-FRICT=33 LeftWall_32
  53 : CHANGE DI2_165_168_L_0 U-KA=0.295 LeftWall_32
  54 : CHANGE DI2_165_168_L_0 U-KP=6.462 LeftWall_32
  55 : CHANGE DI2_165_168_L_0 D-KA=0.295 LeftWall_32
  56 : CHANGE DI2_165_168_L_0 D-KP=5.16 LeftWall_32
  57 : CHANGE Rilevato_2_8_L_0 U-COHE=0 LeftWall_32
  58 : CHANGE Rilevato_2_8_L_0 U-ADHES=0 LeftWall_32
  59 : CHANGE Rilevato_2_8_L_0 D-COHE=0 LeftWall_32
  60 : CHANGE Rilevato_2_8_L_0 D-ADHES=0 LeftWall_32
  61 : CHANGE DI1_164_167_L_0 U-COHE=0 LeftWall_32
```

```
 62 : CHANGE DI1_164_167_L_0 U-ADHES=0 LeftWall_32
 63 : CHANGE DI1_164_167_L_0 D-COHE=0 LeftWall_32
 64 : CHANGE DI1_164_167_L_0 D-ADHES=0 LeftWall_32
 65 : CHANGE DI2_165_168_L_0 U-COHE=1 LeftWall_32
 66 : CHANGE DI2_165_168_L_0 U-ADHES=0 LeftWall_32
 67 : CHANGE DI2_165_168_L_0 D-COHE=1 LeftWall_32
 68 : CHANGE DI2_165_168_L_0 D-ADHES=0 LeftWall_32
 69 : SETWALL LeftWall_32
 70 : GEOM 0 0
 71 : WATER -18 0 -11.5 0 0
 72 : ADD WallElement_33
 73 : ENDSTEP
 74 : STEP Stage2_183
 75 : SETWALL LeftWall_32
 76 : GEOM 0 -1
 77 : WATER -18 0 -11.5 0 0
 78 : ENDSTEP
 79 : STEP Stage3_283
 80 : SETWALL LeftWall_32
 81 : GEOM 0 -1
 82 : WATER -18 0 -11.5 0 0
 83 : ADD Tieback_175
 84 : ENDSTEP
 85 : STEP Stage4_383
 86 : SETWALL LeftWall_32
 87 : GEOM 0 -6.8
 88 : WATER -18 0 -11.5 0 0
 89 : ENDSTEP
 90 : STEP Stage5_744
 91 : SETWALL LeftWall_32
 92 : GEOM 0 -6.3
 93 : WATER -18 0 -11.5 0 0
 94 : ENDSTEP
 95 : STEP Stage6_2841
 96 : SETWALL LeftWall_32
 97 : GEOM 0 -6.3
 98 : WATER -18 0 -11.5 0 0
 99 : CHANGE Rilevato_2_8_L_0 U-KAED=0.5012 LeftWall_32
100 : CHANGE Rilevato_2_8_L_0 U-KAEW=0.9178 LeftWall_32
101 : CHANGE Rilevato_2_8_L_0 U-KPED=6.81 LeftWall_32
102 : CHANGE Rilevato_2_8_L_0 U-KPEW=4.494 LeftWall_32
103 : CHANGE Rilevato_2_8_L_0 D-KAED=0.4503 LeftWall_32
104 : CHANGE Rilevato_2_8_L_0 D-KAEW=1.409 LeftWall_32
105 : CHANGE Rilevato_2_8_L_0 D-KPED=4.152 LeftWall_32
106 : CHANGE Rilevato_2_8_L_0 D-KPEW=0.8263 LeftWall_32
107 : CHANGE DI1_164_167_L_0 U-KAED=0.6631 LeftWall_32
108 : CHANGE DI1_164_167_L_0 U-KAEW=1.865 LeftWall_32
109 : CHANGE DI1_164_167_L_0 U-KPED=5.212 LeftWall_32
110 : CHANGE DI1_164_167_L_0 U-KPEW=1.163 LeftWall_32
111 : CHANGE DI1_164_167_L_0 D-KAED=0.6024 LeftWall_32
112 : CHANGE DI1_164_167_L_0 D-KAEW=1.682 LeftWall_32
113 : CHANGE DI1_164_167_L_0 D-KPED=2.205 LeftWall_32
114 : CHANGE DI1_164_167_L_0 D-KPEW=0.8263 LeftWall_32
115 : CHANGE DI2_165_168_L_0 U-KAED=0.5974 LeftWall_32
116 : CHANGE DI2_165_168_L_0 U-KAEW=1.888 LeftWall_32
117 : CHANGE DI2_165_168_L_0 U-KPED=6.44 LeftWall_32
118 : CHANGE DI2_165_168_L_0 U-KPEW=3.182 LeftWall_32
119 : CHANGE DI2_165_168_L_0 D-KAED=0.5379 LeftWall_32
120 : CHANGE DI2_165_168_L_0 D-KAEW=1.735 LeftWall_32
121 : CHANGE DI2_165_168_L_0 D-KPED=2.789 LeftWall_32
122 : CHANGE DI2_165_168_L_0 D-KPEW=0.8263 LeftWall_32
123 : EQK 0.3474 0.1737 -0.1737 0 0.5 0 0.5 0 0
124 : WOOD 35.02 35.02 -6.3 0
125 : DLOAD step LeftWall_32 -6.3 7.556 0 7.556
126 : ENDSTEP
```

PARATIEPLUS(TM) NLS ENGINE RELEASE 2018.0 FULL VERSION *Build date:Nov 13, 2017*

NewProject.BaseDesignSection_28.SISMICASTR_1243

Exe Time : 4 September 2018 18:05:32

N O D A L P O I N T D A T A

NODE	Y-COORD	Z-COORD	/ NODE	Y-COORD	Z-COORD	/ NODE	Y-COORD	Z-COORD	/ NODE	Y-COORD	Z-COORD	/
1	0.0000	0.0000	/ 2	0.0000	-0.20000	/ 3	0.0000	-0.40000	/ 4	0.0000	-0.60000	/
5	0.0000	-0.80000	/ 6	0.0000	-1.0000	/ 7	0.0000	-1.2000	/ 8	0.0000	-1.4000	/
9	0.0000	-1.6000	/ 10	0.0000	-1.8000	/ 11	0.0000	-2.0000	/ 12	0.0000	-2.2000	/
13	0.0000	-2.4000	/ 14	0.0000	-2.6000	/ 15	0.0000	-2.8000	/ 16	0.0000	-3.0000	/
17	0.0000	-3.2000	/ 18	0.0000	-3.4000	/ 19	0.0000	-3.6000	/ 20	0.0000	-3.8000	/
21	0.0000	-4.0000	/ 22	0.0000	-4.2000	/ 23	0.0000	-4.4000	/ 24	0.0000	-4.6000	/
25	0.0000	-4.8000	/ 26	0.0000	-5.0000	/ 27	0.0000	-5.2000	/ 28	0.0000	-5.4000	/
29	0.0000	-5.6000	/ 30	0.0000	-5.8000	/ 31	0.0000	-6.0000	/ 32	0.0000	-6.2000	/
33	0.0000	-6.4000	/ 34	0.0000	-6.6000	/ 35	0.0000	-6.8000	/ 36	0.0000	-7.0000	/
37	0.0000	-7.2000	/ 38	0.0000	-7.4000	/ 39	0.0000	-7.6000	/ 40	0.0000	-7.8000	/
41	0.0000	-8.0000	/ 42	0.0000	-8.2000	/ 43	0.0000	-8.4000	/ 44	0.0000	-8.6000	/
45	0.0000	-8.8000	/ 46	0.0000	-9.0000	/ 47	0.0000	-9.2000	/ 48	0.0000	-9.4000	/
49	0.0000	-9.6000	/ 50	0.0000	-9.8000	/ 51	0.0000	-10.000	/ 52	0.0000	-10.200	/
53	0.0000	-10.400	/ 54	0.0000	-10.600	/ 55	0.0000	-10.800	/ 56	0.0000	-11.000	/
57	0.0000	-11.200	/ 58	0.0000	-11.400	/ 59	0.0000	-11.500	/			

```
+-------------------------------------------------------------------------------------------------------------------------+
|                   PARATIEPLUS(TM)   NLS ENGINE RELEASE  2018.0    FULL VERSION  *Build date:Nov 13, 2017*               |
|                                                                                                                         |
|                                    NewProject.BaseDesignSection_28.SISMICASTR_1243                                      |
|                                   Exe Time : 4 September 2018 18:05:32                                                  |
+-------------------------------------------------------------------------------------------------------------------------+
 ELEMENT GROUP NO.  1

0_L                                                          :
   5  59   0   1   0   0   0   0   0   0   0   0   0   0   0   3   0   0   0   0
.....................................
.........2D PLASTIC SOIL ..........
.....................................

element group behaviour throughout stage analysis

stage   status
------------------
    1   active
    2   active
    3   active
    4   active
    5   active
    6   active

 material set no.    1

 prop( 1) angle              0.00000
 prop( 2) layer as foreseen  1.00000


 material set no.    2

 prop( 1) angle              0.00000
 prop( 2) layer as foreseen  2.00000


 material set no.    3

 prop( 1) angle              0.00000
 prop( 2) layer as foreseen  3.00000


 element data

   el    n  mat      area      .....     .....     .....      flag
-------------------------------------------------------------------

    1    1    2   0.1000     0.000     0.000     0.000     1.000
    2    2    2   0.2000     0.000     0.000     0.000     1.000
    3    3    2   0.2000     0.000     0.000     0.000     1.000
    4    4    2   0.2000     0.000     0.000     0.000     1.000
    5    5    2   0.2000     0.000     0.000     0.000     1.000
    6    6    2   0.2000     0.000     0.000     0.000     1.000
    7    7    2   0.2000     0.000     0.000     0.000     1.000
    8    8    2   0.2000     0.000     0.000     0.000     1.000
    9    9    2   0.2000     0.000     0.000     0.000     1.000
   10   10    2   0.2000     0.000     0.000     0.000     1.000
   11   11    2   0.2000     0.000     0.000     0.000     1.000
   12   12    2   0.2000     0.000     0.000     0.000     1.000
   13   13    2   0.2000     0.000     0.000     0.000     1.000
   14   14    2   0.2000     0.000     0.000     0.000     1.000
   15   15    2   0.2000     0.000     0.000     0.000     1.000
   16   16    2   0.2000     0.000     0.000     0.000     1.000
   17   17    2   0.2000     0.000     0.000     0.000     1.000
   18   18    2   0.2000     0.000     0.000     0.000     1.000
   19   19    2   0.2000     0.000     0.000     0.000     1.000
   20   20    2   0.2000     0.000     0.000     0.000     1.000
   21   21    2   0.2000     0.000     0.000     0.000     1.000
   22   22    2   0.2000     0.000     0.000     0.000     1.000
   23   23    2   0.2000     0.000     0.000     0.000     1.000
```

24	24	2	0.2000	0.000	0.000	0.000	1.000
25	25	2	0.2000	0.000	0.000	0.000	1.000
26	26	2	0.2000	0.000	0.000	0.000	1.000
27	27	3	0.2000	0.000	0.000	0.000	1.000
28	28	3	0.2000	0.000	0.000	0.000	1.000
29	29	3	0.2000	0.000	0.000	0.000	1.000
30	30	3	0.2000	0.000	0.000	0.000	1.000
31	31	3	0.2000	0.000	0.000	0.000	1.000
32	32	3	0.2000	0.000	0.000	0.000	1.000
33	33	3	0.2000	0.000	0.000	0.000	1.000
34	34	3	0.2000	0.000	0.000	0.000	1.000
35	35	3	0.2000	0.000	0.000	0.000	1.000
36	36	3	0.2000	0.000	0.000	0.000	1.000
37	37	3	0.2000	0.000	0.000	0.000	1.000
38	38	3	0.2000	0.000	0.000	0.000	1.000
39	39	3	0.2000	0.000	0.000	0.000	1.000
40	40	3	0.2000	0.000	0.000	0.000	1.000
41	41	3	0.2000	0.000	0.000	0.000	1.000
42	42	3	0.2000	0.000	0.000	0.000	1.000
43	43	3	0.2000	0.000	0.000	0.000	1.000
44	44	3	0.2000	0.000	0.000	0.000	1.000
45	45	3	0.2000	0.000	0.000	0.000	1.000
46	46	3	0.2000	0.000	0.000	0.000	1.000
47	47	3	0.2000	0.000	0.000	0.000	1.000
48	48	3	0.2000	0.000	0.000	0.000	1.000
49	49	3	0.2000	0.000	0.000	0.000	1.000
50	50	3	0.2000	0.000	0.000	0.000	1.000
51	51	3	0.2000	0.000	0.000	0.000	1.000
52	52	3	0.2000	0.000	0.000	0.000	1.000
53	53	3	0.2000	0.000	0.000	0.000	1.000
54	54	3	0.2000	0.000	0.000	0.000	1.000
55	55	3	0.2000	0.000	0.000	0.000	1.000
56	56	3	0.2000	0.000	0.000	0.000	1.000
57	57	3	0.2000	0.000	0.000	0.000	1.000
58	58	3	0.1500	0.000	0.000	0.000	1.000
59	59	3	0.5000E-01	0.000	0.000	0.000	1.000

```
+-----------------------------------------------------------------------------------------------------------------------+
|                   PARATIEPLUS(TM)   NLS ENGINE RELEASE  2018.0    FULL VERSION  *Build date:Nov 13, 2017*              |
|                                                                                                                       |
|                                    NewProject.BaseDesignSection_28.SISMICASTR_1243                                    |
|                                   Exe Time : 4 September 2018 18:05:32                                                |
+-----------------------------------------------------------------------------------------------------------------------+
 ELEMENT GROUP NO.  2

0_R                                                                  :
   5  59   0   1   0   0   0   0   0   0   0   0   0   0   0   3   0   0   0   0
....................................
..........2D PLASTIC SOIL ..........
....................................

element group behaviour throughout stage analysis

stage   status
-------------------
    1   active
    2   active
    3   active
    4   active
    5   active
    6   active

 material set no.    1

 prop( 1) angle              180.000
 prop( 2) layer as foreseen  1.00000


 material set no.    2

 prop( 1) angle              180.000
 prop( 2) layer as foreseen  2.00000


 material set no.    3

 prop( 1) angle              180.000
 prop( 2) layer as foreseen  3.00000


 element data

   el    n  mat      area     .....     .....     .....      flag
-----------------------------------------------------------------

    1    1    2   0.1000     0.000     0.000     0.000     2.000
    2    2    2   0.2000     0.000     0.000     0.000     2.000
    3    3    2   0.2000     0.000     0.000     0.000     2.000
    4    4    2   0.2000     0.000     0.000     0.000     2.000
    5    5    2   0.2000     0.000     0.000     0.000     2.000
    6    6    2   0.2000     0.000     0.000     0.000     2.000
    7    7    2   0.2000     0.000     0.000     0.000     2.000
    8    8    2   0.2000     0.000     0.000     0.000     2.000
    9    9    2   0.2000     0.000     0.000     0.000     2.000
   10   10    2   0.2000     0.000     0.000     0.000     2.000
   11   11    2   0.2000     0.000     0.000     0.000     2.000
   12   12    2   0.2000     0.000     0.000     0.000     2.000
   13   13    2   0.2000     0.000     0.000     0.000     2.000
   14   14    2   0.2000     0.000     0.000     0.000     2.000
   15   15    2   0.2000     0.000     0.000     0.000     2.000
   16   16    2   0.2000     0.000     0.000     0.000     2.000
   17   17    2   0.2000     0.000     0.000     0.000     2.000
   18   18    2   0.2000     0.000     0.000     0.000     2.000
   19   19    2   0.2000     0.000     0.000     0.000     2.000
   20   20    2   0.2000     0.000     0.000     0.000     2.000
   21   21    2   0.2000     0.000     0.000     0.000     2.000
   22   22    2   0.2000     0.000     0.000     0.000     2.000
   23   23    2   0.2000     0.000     0.000     0.000     2.000
```

24	24	2	0.2000	0.000	0.000	0.000	2.000
25	25	2	0.2000	0.000	0.000	0.000	2.000
26	26	2	0.2000	0.000	0.000	0.000	2.000
27	27	3	0.2000	0.000	0.000	0.000	2.000
28	28	3	0.2000	0.000	0.000	0.000	2.000
29	29	3	0.2000	0.000	0.000	0.000	2.000
30	30	3	0.2000	0.000	0.000	0.000	2.000
31	31	3	0.2000	0.000	0.000	0.000	2.000
32	32	3	0.2000	0.000	0.000	0.000	2.000
33	33	3	0.2000	0.000	0.000	0.000	2.000
34	34	3	0.2000	0.000	0.000	0.000	2.000
35	35	3	0.2000	0.000	0.000	0.000	2.000
36	36	3	0.2000	0.000	0.000	0.000	2.000
37	37	3	0.2000	0.000	0.000	0.000	2.000
38	38	3	0.2000	0.000	0.000	0.000	2.000
39	39	3	0.2000	0.000	0.000	0.000	2.000
40	40	3	0.2000	0.000	0.000	0.000	2.000
41	41	3	0.2000	0.000	0.000	0.000	2.000
42	42	3	0.2000	0.000	0.000	0.000	2.000
43	43	3	0.2000	0.000	0.000	0.000	2.000
44	44	3	0.2000	0.000	0.000	0.000	2.000
45	45	3	0.2000	0.000	0.000	0.000	2.000
46	46	3	0.2000	0.000	0.000	0.000	2.000
47	47	3	0.2000	0.000	0.000	0.000	2.000
48	48	3	0.2000	0.000	0.000	0.000	2.000
49	49	3	0.2000	0.000	0.000	0.000	2.000
50	50	3	0.2000	0.000	0.000	0.000	2.000
51	51	3	0.2000	0.000	0.000	0.000	2.000
52	52	3	0.2000	0.000	0.000	0.000	2.000
53	53	3	0.2000	0.000	0.000	0.000	2.000
54	54	3	0.2000	0.000	0.000	0.000	2.000
55	55	3	0.2000	0.000	0.000	0.000	2.000
56	56	3	0.2000	0.000	0.000	0.000	2.000
57	57	3	0.2000	0.000	0.000	0.000	2.000
58	58	3	0.1500	0.000	0.000	0.000	2.000
59	59	3	0.5000E-01	0.000	0.000	0.000	2.000

```
+-------------------------------------------------------------------------------------------------------------------------------+
|                   PARATIEPLUS(TM)   NLS ENGINE RELEASE  2018.0    FULL VERSION  *Build date:Nov 13, 2017*                     |
|                                                                                                                               |
|                                    NewProject.BaseDesignSection_28.SISMICASTR_1243                                            |
|                                   Exe Time : 4 September 2018 18:05:32                                                        |
+-------------------------------------------------------------------------------------------------------------------------------+
 ELEMENT GROUP NO.  3

WallElement_33                                                :
   2  58   0   1   0   0   0   0   0   0   0   0   0   0   0   1   0   0   1   0
.....................................
.........2D WALL ELEMENT...........
.....................................

element group behaviour throughout stage analysis

stage   status
------------------
    1   active
    2   active
    3   active
    4   active
    5   active
    6   active

 material set no.    1

 prop( 1) young modulus      0.314800E+08
 prop( 2) modification  time  0.00000
 prop( 3) new young modulus   0.00000
 prop( 4) poisson ratio       0.00000
 prop( 5) future ............0.294300E-43

 no. of step variable items:     1
 step  inertia multipier
--------------------------
    1   1.000
    2   1.000
    3   1.000
    4   1.000
    5   1.000
    6   1.000

 element data

   el   na   nb  mat      erc1      erc2     thick      by-i      by-j
-------------------------------------------------------------

    1    1    2    1    0.000     0.000    0.9794     0.000     0.000
    2    2    3    1    0.000     0.000    0.9794     0.000     0.000
    3    3    4    1    0.000     0.000    0.9794     0.000     0.000
    4    4    5    1    0.000     0.000    0.9794     0.000     0.000
    5    5    6    1    0.000     0.000    0.9794     0.000     0.000
    6    6    7    1    0.000     0.000    0.9794     0.000     0.000
    7    7    8    1    0.000     0.000    0.9794     0.000     0.000
    8    8    9    1    0.000     0.000    0.9794     0.000     0.000
    9    9   10    1    0.000     0.000    0.9794     0.000     0.000
   10   10   11    1    0.000     0.000    0.9794     0.000     0.000
   11   11   12    1    0.000     0.000    0.9794     0.000     0.000
   12   12   13    1    0.000     0.000    0.9794     0.000     0.000
   13   13   14    1    0.000     0.000    0.9794     0.000     0.000
   14   14   15    1    0.000     0.000    0.9794     0.000     0.000
   15   15   16    1    0.000     0.000    0.9794     0.000     0.000
   16   16   17    1    0.000     0.000    0.9794     0.000     0.000
   17   17   18    1    0.000     0.000    0.9794     0.000     0.000
   18   18   19    1    0.000     0.000    0.9794     0.000     0.000
   19   19   20    1    0.000     0.000    0.9794     0.000     0.000
   20   20   21    1    0.000     0.000    0.9794     0.000     0.000
   21   21   22    1    0.000     0.000    0.9794     0.000     0.000
   22   22   23    1    0.000     0.000    0.9794     0.000     0.000
   23   23   24    1    0.000     0.000    0.9794     0.000     0.000
```

24	24	25	1	0.000	0.000	0.9794	0.000	0.000
25	25	26	1	0.000	0.000	0.9794	0.000	0.000
26	26	27	1	0.000	0.000	0.9794	0.000	0.000
27	27	28	1	0.000	0.000	0.9794	0.000	0.000
28	28	29	1	0.000	0.000	0.9794	0.000	0.000
29	29	30	1	0.000	0.000	0.9794	0.000	0.000
30	30	31	1	0.000	0.000	0.9794	0.000	0.000
31	31	32	1	0.000	0.000	0.9794	0.000	0.000
32	32	33	1	0.000	0.000	0.9794	0.000	0.000
33	33	34	1	0.000	0.000	0.9794	0.000	0.000
34	34	35	1	0.000	0.000	0.9794	0.000	0.000
35	35	36	1	0.000	0.000	0.9794	0.000	0.000
36	36	37	1	0.000	0.000	0.9794	0.000	0.000
37	37	38	1	0.000	0.000	0.9794	0.000	0.000
38	38	39	1	0.000	0.000	0.9794	0.000	0.000
39	39	40	1	0.000	0.000	0.9794	0.000	0.000
40	40	41	1	0.000	0.000	0.9794	0.000	0.000
41	41	42	1	0.000	0.000	0.9794	0.000	0.000
42	42	43	1	0.000	0.000	0.9794	0.000	0.000
43	43	44	1	0.000	0.000	0.9794	0.000	0.000
44	44	45	1	0.000	0.000	0.9794	0.000	0.000
45	45	46	1	0.000	0.000	0.9794	0.000	0.000
46	46	47	1	0.000	0.000	0.9794	0.000	0.000
47	47	48	1	0.000	0.000	0.9794	0.000	0.000
48	48	49	1	0.000	0.000	0.9794	0.000	0.000
49	49	50	1	0.000	0.000	0.9794	0.000	0.000
50	50	51	1	0.000	0.000	0.9794	0.000	0.000
51	51	52	1	0.000	0.000	0.9794	0.000	0.000
52	52	53	1	0.000	0.000	0.9794	0.000	0.000
53	53	54	1	0.000	0.000	0.9794	0.000	0.000
54	54	55	1	0.000	0.000	0.9794	0.000	0.000
55	55	56	1	0.000	0.000	0.9794	0.000	0.000
56	56	57	1	0.000	0.000	0.9794	0.000	0.000
57	57	58	1	0.000	0.000	0.9794	0.000	0.000
58	58	59	1	0.000	0.000	0.9794	0.000	0.000

```
+-------------------------------------------------------------------------------------------------------------------------------+
|                   PARATIEPLUS(TM)   NLS ENGINE RELEASE  2018.0    FULL VERSION  *Build date:Nov 13, 2017*                    |
|                                                                                                                               |
|                                    NewProject.BaseDesignSection_28.SISMICASTR_1243                                            |
|                                   Exe Time : 4 September 2018 18:05:32                                                        |
+-------------------------------------------------------------------------------------------------------------------------------+
 ELEMENT GROUP NO.  4

Tieback_175                                                 :
   6   1   0   1   0   0   0   0   0   0   0   0   0   0   0   1   0   0   2   0
.....................................
.........2D POST-TENSION ANCHOR....
.....................................

element group behaviour throughout stage analysis

stage   status
------------------
    1  inactive
    2  inactive
    3   active
    4   active
    5   active
    6   active

 material set no.    1

 prop( 1) angle          30.0000
 prop( 2) young modulus 0.200100E+09
 prop( 3) modification  time  0.00000
 prop( 4) new young modulus   0.00000

 no. of step variable items:     2
 step   -ve lim     +ve lim
-----------------------------
    1   0.000       0.000
    2   0.000       0.000
    3   0.000       0.000
    4   0.000       0.000
    5   0.000       0.000
    6   0.000       0.000

 element data

   el    n  mat       a/l     pinit    yieldc    yieldt
-----------------------------------------------------------

    1    1    1   0.8441E-05 138.5     0.000     0.000
```

```
+-------------------------------------------------------------------------------------------------------------------------+
|                   PARATIEPLUS(TM)   NLS ENGINE RELEASE  2018.0    FULL VERSION  *Build date:Nov 13, 2017*              |
|                                                                                                                         |
|                                    NewProject.BaseDesignSection_28.SISMICASTR_1243                                      |
|                                   Exe Time : 4 September 2018 18:05:32                                                  |
+-------------------------------------------------------------------------------------------------------------------------+


NO. OF NODAL LOADS  (NLOAD) ...................    0
NO. OF LOAD CURVES  (NLCUR) ...................   12
MAXIMUM POINTS/LCURVE (NPTM)...................    5
```

```
+-------------------------------------------------------------------------------------------------------------------------+
|                  PARATIEPLUS(TM)   NLS ENGINE RELEASE  2018.0    FULL VERSION  *Build date:Nov 13, 2017*              |
|                                                                                                                         |
|                                    NewProject.BaseDesignSection_28.SISMICASTR_1243                                      |
|                                   Exe Time : 4 September 2018 18:05:32                                                  |
+-------------------------------------------------------------------------------------------------------------------------+
L O A D     D A T A


    LOAD FUNCTION NUMBER   =    1
    NUMBER OF TIME POINTS  =    5

    TIME VALUE      FUNCTION

       0.00000    0.0000E+00
       0.80000    0.0000E+00
       1.00000    0.1000E+01
       1.20000    0.0000E+00
       7.00000    0.0000E+00


    LOAD FUNCTION NUMBER   =    2
    NUMBER OF TIME POINTS  =    5

    TIME VALUE      FUNCTION

       0.00000    0.0000E+00
       1.80000    0.0000E+00
       2.00000    0.1000E+01
       2.20000    0.0000E+00
       7.00000    0.0000E+00


    LOAD FUNCTION NUMBER   =    3
    NUMBER OF TIME POINTS  =    5

    TIME VALUE      FUNCTION

       0.00000    0.0000E+00
       2.80000    0.0000E+00
       3.00000    0.1000E+01
       3.20000    0.0000E+00
       7.00000    0.0000E+00


    LOAD FUNCTION NUMBER   =    4
    NUMBER OF TIME POINTS  =    5

    TIME VALUE      FUNCTION

       0.00000    0.0000E+00
       3.80000    0.0000E+00
       4.00000    0.1000E+01
       4.20000    0.0000E+00
       7.00000    0.0000E+00


    LOAD FUNCTION NUMBER   =    5
    NUMBER OF TIME POINTS  =    5

    TIME VALUE      FUNCTION

       0.00000    0.0000E+00
       4.80000    0.0000E+00
       5.00000    0.1000E+01
       5.20000    0.0000E+00
```

```
   7.00000    0.0000E+00


LOAD FUNCTION NUMBER   =    6
NUMBER OF TIME POINTS  =    5

TIME VALUE      FUNCTION

   0.00000    0.0000E+00
   5.80000    0.0000E+00
   6.00000    0.1000E+01
   6.20000    0.0000E+00
   7.00000    0.0000E+00


LOAD FUNCTION NUMBER   =    7
NUMBER OF TIME POINTS  =    4

TIME VALUE      FUNCTION

   0.00000    0.0000E+00
   0.80000    0.0000E+00
   1.00000    0.1000E+01
   7.00000    0.1000E+01


LOAD FUNCTION NUMBER   =    8
NUMBER OF TIME POINTS  =    4

TIME VALUE      FUNCTION

   0.00000    0.0000E+00
   1.80000    0.0000E+00
   2.00000    0.1000E+01
   7.00000    0.1000E+01


LOAD FUNCTION NUMBER   =    9
NUMBER OF TIME POINTS  =    4

TIME VALUE      FUNCTION

   0.00000    0.0000E+00
   2.80000    0.0000E+00
   3.00000    0.1000E+01
   7.00000    0.1000E+01


LOAD FUNCTION NUMBER   =   10
NUMBER OF TIME POINTS  =    4

TIME VALUE      FUNCTION

   0.00000    0.0000E+00
   3.80000    0.0000E+00
   4.00000    0.1000E+01
   7.00000    0.1000E+01


LOAD FUNCTION NUMBER   =   11
NUMBER OF TIME POINTS  =    4

TIME VALUE      FUNCTION

   0.00000    0.0000E+00
   4.80000    0.0000E+00
   5.00000    0.1000E+01
   7.00000    0.1000E+01
```

```
     LOAD FUNCTION NUMBER   =   12
     NUMBER OF TIME POINTS  =    4

     TIME VALUE      FUNCTION

        0.00000    0.0000E+00
        5.80000    0.0000E+00
        6.00000    0.1000E+01
        7.00000    0.1000E+01


 PROCESSING DISTRIBUTED LOADS CARD NO.    1
  AT Y-COORD  0.000     Z-COORD -6.300     PRESSURE  7.556
                        Z-COORD  0.000     PRESSURE  7.556
  L.CURVE        6

 NO. OF GENERATED NODAL FORCES    32
 NODE          Z-LVL               FORCE /  NODE          Z-LVL               FORCE /  NODE          Z-LVL
FORCE /

   32     -.6200E+01       0.1139497E+01 /    31     -.6000E+01       0.1523384E+01 /    30     -.5800E+01
0.1523387E+01 /
   29     -.5600E+01       0.1523387E+01 /    28     -.5400E+01       0.1523387E+01 /    27     -.5200E+01
0.1523384E+01 /
   26     -.5000E+01       0.1523384E+01 /    25     -.4800E+01       0.1523387E+01 /    24     -.4600E+01
0.1523387E+01 /
   23     -.4400E+01       0.1523387E+01 /    22     -.4200E+01       0.1523387E+01 /    21     -.4000E+01
0.1523384E+01 /
   20     -.3800E+01       0.1523384E+01 /    19     -.3600E+01       0.1523387E+01 /    18     -.3400E+01
0.1523387E+01 /
   17     -.3200E+01       0.1523391E+01 /    16     -.3000E+01       0.1523391E+01 /    15     -.2800E+01
0.1523387E+01 /
   14     -.2600E+01       0.1523387E+01 /    13     -.2400E+01       0.1523387E+01 /    12     -.2200E+01
0.1523387E+01 /
   11     -.2000E+01       0.1523387E+01 /    10     -.1800E+01       0.1523387E+01 /     9     -.1600E+01
0.1523387E+01 /
    8     -.1400E+01       0.1523387E+01 /     7     -.1200E+01       0.1523387E+01 /     6     -.1000E+01
0.1523387E+01 /
    5     -.8000E+00       0.1523387E+01 /     4     -.6000E+00       0.1523387E+01 /     3     -.4000E+00
0.1523387E+01 /
    2     -.2000E+00       0.1523387E+01 /     1     0.0000E+00       0.7616937E+00 /

  OVERALL APPLIED Y FORCE FOR CURRENT DISTRIBUTED LOAD               47.603


 NO. OF DISTRIBUTED LOAD CARDS     1
```

```
+-------------------------------------------------------------------------------------------------------------------------+
|                   PARATIEPLUS(TM)   NLS ENGINE RELEASE  2018.0    FULL VERSION  *Build date:Nov 13, 2017*              |
|                                                                                                                         |
|                                    NewProject.BaseDesignSection_28.SISMICASTR_1243                                      |
|                                   Exe Time : 4 September 2018 18:05:32                                                  |
+-------------------------------------------------------------------------------------------------------------------------+
L O A D     B A L A N C E

STEP     1 TOTAL APPLIED LOAD IN DIR.  2  Y-DISPL.F       0.0000000
STEP     1 TOTAL APPLIED LOAD IN DIR.  4   X-ROT. F       0.0000000

STEP     2 TOTAL APPLIED LOAD IN DIR.  2  Y-DISPL.F       0.0000000
STEP     2 TOTAL APPLIED LOAD IN DIR.  4   X-ROT. F       0.0000000

STEP     3 TOTAL APPLIED LOAD IN DIR.  2  Y-DISPL.F       0.0000000
STEP     3 TOTAL APPLIED LOAD IN DIR.  4   X-ROT. F       0.0000000

STEP     4 TOTAL APPLIED LOAD IN DIR.  2  Y-DISPL.F       0.0000000
STEP     4 TOTAL APPLIED LOAD IN DIR.  4   X-ROT. F       0.0000000

STEP     5 TOTAL APPLIED LOAD IN DIR.  2  Y-DISPL.F       0.0000000
STEP     5 TOTAL APPLIED LOAD IN DIR.  4   X-ROT. F       0.0000000

STEP     6 TOTAL APPLIED LOAD IN DIR.  2  Y-DISPL.F       47.602800
STEP     6 TOTAL APPLIED LOAD IN DIR.  4   X-ROT. F       0.0000000


                    LOAD INPUT SECTION COMPLETED
```

```
+-----------------------------------------------------------------------------------------------------------------------+
|                  PARATIEPLUS(TM)   NLS ENGINE RELEASE  2018.0    FULL VERSION  *Build date:Nov 13, 2017*              |
|                                                                                                                       |
|                                   NewProject.BaseDesignSection_28.SISMICASTR_1243                                     |
|                                  Exe Time : 4 September 2018 18:05:32                                                 |
+-----------------------------------------------------------------------------------------------------------------------+


NO. OF LAYERS ................................    3
NO. OF DATA PER LAYER.........................  100
```

```
+-------------------------------------------------------------------------------------------------------------------------+
|                   PARATIEPLUS(TM)   NLS ENGINE RELEASE  2018.0    FULL VERSION  *Build date:Nov 13, 2017*               |
|                                                                                                                         |
|                                    NewProject.BaseDesignSection_28.SISMICASTR_1243                                      |
|                                   Exe Time : 4 September 2018 18:05:32                                                  |
+-------------------------------------------------------------------------------------------------------------------------+

LAYER DESCRIPTORS FOR STEP NO.    1


 NON ZERO LAYER DESCRIPTORS FOR LAYER NO.    1 FOR STEP NO.    1

ITEM NO.   1<NAME    >=  16.000     (BOTH WALLS)
ITEM NO.   2<NATURE  >=  1.0000     (BOTH WALLS)
ITEM NO.   3<LEVEL   >=  3.0000     (BOTH WALLS)
ITEM NO.   4<WALL    >=  1.0000     (BOTH WALLS)
ITEM NO.   5<GAMMAD  >=  19.000     (BOTH WALLS)
ITEM NO.   6<GAMMAB  >=  10.000     (BOTH WALLS)
ITEM NO.   7<GAMMAW  >=  10.000     (BOTH WALLS)
ITEM NO.   9<U-FRICT >=  38.000     (BOTH WALLS)
ITEM NO.  10<U-KA    >= 0.23800     WALL NO.        1
ITEM NO.  11<U-KP    >=  7.2320     WALL NO.        1
ITEM NO.  12<K0-NC   >= 0.50000     (BOTH WALLS)
ITEM NO.  13<NEXP    >= 0.50000     (BOTH WALLS)
ITEM NO.  14<OCR     >=  1.0000     (BOTH WALLS)
ITEM NO.  16<MODEL   >=  1.0000     (BOTH WALLS)
ITEM NO.  17<EVC     >=  15000.     (BOTH WALLS)
ITEM NO.  18<EUR     >=  45000.     (BOTH WALLS)
ITEM NO.  27<U-PERM  >= 0.10000E-03 (BOTH WALLS)
ITEM NO.  52<D-NATURE>=  1.0000     (BOTH WALLS)
ITEM NO.  53<D-LEVEL >=  0.0000     (BOTH WALLS)
ITEM NO.  59<D-FRICT >=  38.000     (BOTH WALLS)
ITEM NO.  60<D-KA    >= 0.23800     WALL NO.        1
ITEM NO.  61<D-KP    >=  7.2320     WALL NO.        1
ITEM NO.  77<D-PERM  >= 0.10000E-03 (BOTH WALLS)

 NON ZERO LAYER DESCRIPTORS FOR LAYER NO.    2 FOR STEP NO.    1

ITEM NO.   1<NAME    >=  17.000     (BOTH WALLS)
ITEM NO.   2<NATURE  >=  1.0000     (BOTH WALLS)
ITEM NO.   3<LEVEL   >=  0.0000     (BOTH WALLS)
ITEM NO.   4<WALL    >=  1.0000     (BOTH WALLS)
ITEM NO.   5<GAMMAD  >=  16.000     (BOTH WALLS)
ITEM NO.   6<GAMMAB  >=  6.0000     (BOTH WALLS)
ITEM NO.   7<GAMMAW  >=  10.000     (BOTH WALLS)
ITEM NO.   9<U-FRICT >=  30.000     (BOTH WALLS)
ITEM NO.  10<U-KA    >= 0.33300     WALL NO.        1
ITEM NO.  11<U-KP    >=  5.2860     WALL NO.        1
ITEM NO.  12<K0-NC   >= 0.50000     (BOTH WALLS)
ITEM NO.  13<NEXP    >= 0.50000     (BOTH WALLS)
ITEM NO.  14<OCR     >=  1.0000     (BOTH WALLS)
ITEM NO.  16<MODEL   >=  1.0000     (BOTH WALLS)
ITEM NO.  17<EVC     >=  30000.     (BOTH WALLS)
ITEM NO.  18<EUR     >=  48000.     (BOTH WALLS)
ITEM NO.  27<U-PERM  >= 0.10000E-04 (BOTH WALLS)
ITEM NO.  52<D-NATURE>=  1.0000     (BOTH WALLS)
ITEM NO.  53<D-LEVEL >=  0.0000     (BOTH WALLS)
ITEM NO.  59<D-FRICT >=  30.000     (BOTH WALLS)
ITEM NO.  60<D-KA    >= 0.33300     WALL NO.        1
ITEM NO.  61<D-KP    >=  4.2880     WALL NO.        1
ITEM NO.  77<D-PERM  >= 0.10000E-04 (BOTH WALLS)

 NON ZERO LAYER DESCRIPTORS FOR LAYER NO.    3 FOR STEP NO.    1

ITEM NO.   1<NAME    >=  18.000     (BOTH WALLS)
ITEM NO.   2<NATURE  >=  1.0000     (BOTH WALLS)
ITEM NO.   3<LEVEL   >= -5.0000     (BOTH WALLS)
ITEM NO.   4<WALL    >=  1.0000     (BOTH WALLS)
ITEM NO.   5<GAMMAD  >=  16.000     (BOTH WALLS)
ITEM NO.   6<GAMMAB  >=  6.0000     (BOTH WALLS)
ITEM NO.   7<GAMMAW  >=  10.000     (BOTH WALLS)
```

```
ITEM NO.   8<U-COHE  >=  1.0000     (BOTH WALLS)
ITEM NO.   9<U-FRICT >=  33.000     (BOTH WALLS)
ITEM NO.  10<U-KA    >= 0.29500     WALL NO.        1
ITEM NO.  11<U-KP    >=  6.4620     WALL NO.        1
ITEM NO.  12<K0-NC   >= 0.50000     (BOTH WALLS)
ITEM NO.  13<NEXP    >= 0.50000     (BOTH WALLS)
ITEM NO.  14<OCR     >=  1.0000     (BOTH WALLS)
ITEM NO.  16<MODEL   >=  1.0000     (BOTH WALLS)
ITEM NO.  17<EVC     >=  68000.     (BOTH WALLS)
ITEM NO.  18<EUR     >= 0.10880E+06 (BOTH WALLS)
ITEM NO.  27<U-PERM  >= 0.10000E-04 (BOTH WALLS)
ITEM NO.  52<D-NATURE>=  1.0000     (BOTH WALLS)
ITEM NO.  53<D-LEVEL >=  0.0000     (BOTH WALLS)
ITEM NO.  58<D-COHE  >=  1.0000     (BOTH WALLS)
ITEM NO.  59<D-FRICT >=  33.000     (BOTH WALLS)
ITEM NO.  60<D-KA    >= 0.29500     WALL NO.        1
ITEM NO.  61<D-KP    >=  5.1600     WALL NO.        1
ITEM NO.  77<D-PERM  >= 0.10000E-04 (BOTH WALLS)

LAYER DESCRIPTORS FOR STEP NO.    2


 NON ZERO LAYER DESCRIPTORS FOR LAYER NO.    1 FOR STEP NO.    2

ITEM NO.   1<NAME    >=  16.000     (BOTH WALLS)
ITEM NO.   2<NATURE  >=  1.0000     (BOTH WALLS)
ITEM NO.   3<LEVEL   >=  3.0000     (BOTH WALLS)
ITEM NO.   4<WALL    >=  1.0000     (BOTH WALLS)
ITEM NO.   5<GAMMAD  >=  19.000     (BOTH WALLS)
ITEM NO.   6<GAMMAB  >=  10.000     (BOTH WALLS)
ITEM NO.   7<GAMMAW  >=  10.000     (BOTH WALLS)
ITEM NO.   9<U-FRICT >=  38.000     (BOTH WALLS)
ITEM NO.  10<U-KA    >= 0.23800     WALL NO.        1
ITEM NO.  11<U-KP    >=  7.2320     WALL NO.        1
ITEM NO.  12<K0-NC   >= 0.50000     (BOTH WALLS)
ITEM NO.  13<NEXP    >= 0.50000     (BOTH WALLS)
ITEM NO.  14<OCR     >=  1.0000     (BOTH WALLS)
ITEM NO.  16<MODEL   >=  1.0000     (BOTH WALLS)
ITEM NO.  17<EVC     >=  15000.     (BOTH WALLS)
ITEM NO.  18<EUR     >=  45000.     (BOTH WALLS)
ITEM NO.  27<U-PERM  >= 0.10000E-03 (BOTH WALLS)
ITEM NO.  52<D-NATURE>=  1.0000     (BOTH WALLS)
ITEM NO.  53<D-LEVEL >=  0.0000     (BOTH WALLS)
ITEM NO.  59<D-FRICT >=  38.000     (BOTH WALLS)
ITEM NO.  60<D-KA    >= 0.23800     WALL NO.        1
ITEM NO.  61<D-KP    >=  7.2320     WALL NO.        1
ITEM NO.  77<D-PERM  >= 0.10000E-03 (BOTH WALLS)

 NON ZERO LAYER DESCRIPTORS FOR LAYER NO.    2 FOR STEP NO.    2

ITEM NO.   1<NAME    >=  17.000     (BOTH WALLS)
ITEM NO.   2<NATURE  >=  1.0000     (BOTH WALLS)
ITEM NO.   3<LEVEL   >=  0.0000     (BOTH WALLS)
ITEM NO.   4<WALL    >=  1.0000     (BOTH WALLS)
ITEM NO.   5<GAMMAD  >=  16.000     (BOTH WALLS)
ITEM NO.   6<GAMMAB  >=  6.0000     (BOTH WALLS)
ITEM NO.   7<GAMMAW  >=  10.000     (BOTH WALLS)
ITEM NO.   9<U-FRICT >=  30.000     (BOTH WALLS)
ITEM NO.  10<U-KA    >= 0.33300     WALL NO.        1
ITEM NO.  11<U-KP    >=  5.2860     WALL NO.        1
ITEM NO.  12<K0-NC   >= 0.50000     (BOTH WALLS)
ITEM NO.  13<NEXP    >= 0.50000     (BOTH WALLS)
ITEM NO.  14<OCR     >=  1.0000     (BOTH WALLS)
ITEM NO.  16<MODEL   >=  1.0000     (BOTH WALLS)
ITEM NO.  17<EVC     >=  30000.     (BOTH WALLS)
ITEM NO.  18<EUR     >=  48000.     (BOTH WALLS)
ITEM NO.  27<U-PERM  >= 0.10000E-04 (BOTH WALLS)
ITEM NO.  52<D-NATURE>=  1.0000     (BOTH WALLS)
ITEM NO.  53<D-LEVEL >=  0.0000     (BOTH WALLS)
ITEM NO.  59<D-FRICT >=  30.000     (BOTH WALLS)
ITEM NO.  60<D-KA    >= 0.33300     WALL NO.        1
ITEM NO.  61<D-KP    >=  4.2880     WALL NO.        1
ITEM NO.  77<D-PERM  >= 0.10000E-04 (BOTH WALLS)
```

```
 NON ZERO LAYER DESCRIPTORS FOR LAYER NO.    3 FOR STEP NO.    2

ITEM NO.   1<NAME    >=  18.000     (BOTH WALLS)
ITEM NO.   2<NATURE  >=  1.0000     (BOTH WALLS)
ITEM NO.   3<LEVEL   >= -5.0000     (BOTH WALLS)
ITEM NO.   4<WALL    >=  1.0000     (BOTH WALLS)
ITEM NO.   5<GAMMAD  >=  16.000     (BOTH WALLS)
ITEM NO.   6<GAMMAB  >=  6.0000     (BOTH WALLS)
ITEM NO.   7<GAMMAW  >=  10.000     (BOTH WALLS)
ITEM NO.   8<U-COHE  >=  1.0000     (BOTH WALLS)
ITEM NO.   9<U-FRICT >=  33.000     (BOTH WALLS)
ITEM NO.  10<U-KA    >= 0.29500     WALL NO.        1
ITEM NO.  11<U-KP    >=  6.4620     WALL NO.        1
ITEM NO.  12<K0-NC   >= 0.50000     (BOTH WALLS)
ITEM NO.  13<NEXP    >= 0.50000     (BOTH WALLS)
ITEM NO.  14<OCR     >=  1.0000     (BOTH WALLS)
ITEM NO.  16<MODEL   >=  1.0000     (BOTH WALLS)
ITEM NO.  17<EVC     >=  68000.     (BOTH WALLS)
ITEM NO.  18<EUR     >= 0.10880E+06 (BOTH WALLS)
ITEM NO.  27<U-PERM  >= 0.10000E-04 (BOTH WALLS)
ITEM NO.  52<D-NATURE>=  1.0000     (BOTH WALLS)
ITEM NO.  53<D-LEVEL >=  0.0000     (BOTH WALLS)
ITEM NO.  58<D-COHE  >=  1.0000     (BOTH WALLS)
ITEM NO.  59<D-FRICT >=  33.000     (BOTH WALLS)
ITEM NO.  60<D-KA    >= 0.29500     WALL NO.        1
ITEM NO.  61<D-KP    >=  5.1600     WALL NO.        1
ITEM NO.  77<D-PERM  >= 0.10000E-04 (BOTH WALLS)

LAYER DESCRIPTORS FOR STEP NO.    3


 NON ZERO LAYER DESCRIPTORS FOR LAYER NO.    1 FOR STEP NO.    3

ITEM NO.   1<NAME    >=  16.000     (BOTH WALLS)
ITEM NO.   2<NATURE  >=  1.0000     (BOTH WALLS)
ITEM NO.   3<LEVEL   >=  3.0000     (BOTH WALLS)
ITEM NO.   4<WALL    >=  1.0000     (BOTH WALLS)
ITEM NO.   5<GAMMAD  >=  19.000     (BOTH WALLS)
ITEM NO.   6<GAMMAB  >=  10.000     (BOTH WALLS)
ITEM NO.   7<GAMMAW  >=  10.000     (BOTH WALLS)
ITEM NO.   9<U-FRICT >=  38.000     (BOTH WALLS)
ITEM NO.  10<U-KA    >= 0.23800     WALL NO.        1
ITEM NO.  11<U-KP    >=  7.2320     WALL NO.        1
ITEM NO.  12<K0-NC   >= 0.50000     (BOTH WALLS)
ITEM NO.  13<NEXP    >= 0.50000     (BOTH WALLS)
ITEM NO.  14<OCR     >=  1.0000     (BOTH WALLS)
ITEM NO.  16<MODEL   >=  1.0000     (BOTH WALLS)
ITEM NO.  17<EVC     >=  15000.     (BOTH WALLS)
ITEM NO.  18<EUR     >=  45000.     (BOTH WALLS)
ITEM NO.  27<U-PERM  >= 0.10000E-03 (BOTH WALLS)
ITEM NO.  52<D-NATURE>=  1.0000     (BOTH WALLS)
ITEM NO.  53<D-LEVEL >=  0.0000     (BOTH WALLS)
ITEM NO.  59<D-FRICT >=  38.000     (BOTH WALLS)
ITEM NO.  60<D-KA    >= 0.23800     WALL NO.        1
ITEM NO.  61<D-KP    >=  7.2320     WALL NO.        1
ITEM NO.  77<D-PERM  >= 0.10000E-03 (BOTH WALLS)

 NON ZERO LAYER DESCRIPTORS FOR LAYER NO.    2 FOR STEP NO.    3

ITEM NO.   1<NAME    >=  17.000     (BOTH WALLS)
ITEM NO.   2<NATURE  >=  1.0000     (BOTH WALLS)
ITEM NO.   3<LEVEL   >=  0.0000     (BOTH WALLS)
ITEM NO.   4<WALL    >=  1.0000     (BOTH WALLS)
ITEM NO.   5<GAMMAD  >=  16.000     (BOTH WALLS)
ITEM NO.   6<GAMMAB  >=  6.0000     (BOTH WALLS)
ITEM NO.   7<GAMMAW  >=  10.000     (BOTH WALLS)
ITEM NO.   9<U-FRICT >=  30.000     (BOTH WALLS)
ITEM NO.  10<U-KA    >= 0.33300     WALL NO.        1
ITEM NO.  11<U-KP    >=  5.2860     WALL NO.        1
ITEM NO.  12<K0-NC   >= 0.50000     (BOTH WALLS)
ITEM NO.  13<NEXP    >= 0.50000     (BOTH WALLS)
ITEM NO.  14<OCR     >=  1.0000     (BOTH WALLS)
ITEM NO.  16<MODEL   >=  1.0000     (BOTH WALLS)
ITEM NO.  17<EVC     >=  30000.     (BOTH WALLS)
```

```
ITEM NO.  18<EUR     >=  48000.     (BOTH WALLS)
ITEM NO.  27<U-PERM  >= 0.10000E-04 (BOTH WALLS)
ITEM NO.  52<D-NATURE>=  1.0000     (BOTH WALLS)
ITEM NO.  53<D-LEVEL >=  0.0000     (BOTH WALLS)
ITEM NO.  59<D-FRICT >=  30.000     (BOTH WALLS)
ITEM NO.  60<D-KA    >= 0.33300     WALL NO.        1
ITEM NO.  61<D-KP    >=  4.2880     WALL NO.        1
ITEM NO.  77<D-PERM  >= 0.10000E-04 (BOTH WALLS)

 NON ZERO LAYER DESCRIPTORS FOR LAYER NO.    3 FOR STEP NO.    3

ITEM NO.   1<NAME    >=  18.000     (BOTH WALLS)
ITEM NO.   2<NATURE  >=  1.0000     (BOTH WALLS)
ITEM NO.   3<LEVEL   >= -5.0000     (BOTH WALLS)
ITEM NO.   4<WALL    >=  1.0000     (BOTH WALLS)
ITEM NO.   5<GAMMAD  >=  16.000     (BOTH WALLS)
ITEM NO.   6<GAMMAB  >=  6.0000     (BOTH WALLS)
ITEM NO.   7<GAMMAW  >=  10.000     (BOTH WALLS)
ITEM NO.   8<U-COHE  >=  1.0000     (BOTH WALLS)
ITEM NO.   9<U-FRICT >=  33.000     (BOTH WALLS)
ITEM NO.  10<U-KA    >= 0.29500     WALL NO.        1
ITEM NO.  11<U-KP    >=  6.4620     WALL NO.        1
ITEM NO.  12<K0-NC   >= 0.50000     (BOTH WALLS)
ITEM NO.  13<NEXP    >= 0.50000     (BOTH WALLS)
ITEM NO.  14<OCR     >=  1.0000     (BOTH WALLS)
ITEM NO.  16<MODEL   >=  1.0000     (BOTH WALLS)
ITEM NO.  17<EVC     >=  68000.     (BOTH WALLS)
ITEM NO.  18<EUR     >= 0.10880E+06 (BOTH WALLS)
ITEM NO.  27<U-PERM  >= 0.10000E-04 (BOTH WALLS)
ITEM NO.  52<D-NATURE>=  1.0000     (BOTH WALLS)
ITEM NO.  53<D-LEVEL >=  0.0000     (BOTH WALLS)
ITEM NO.  58<D-COHE  >=  1.0000     (BOTH WALLS)
ITEM NO.  59<D-FRICT >=  33.000     (BOTH WALLS)
ITEM NO.  60<D-KA    >= 0.29500     WALL NO.        1
ITEM NO.  61<D-KP    >=  5.1600     WALL NO.        1
ITEM NO.  77<D-PERM  >= 0.10000E-04 (BOTH WALLS)

LAYER DESCRIPTORS FOR STEP NO.    4


 NON ZERO LAYER DESCRIPTORS FOR LAYER NO.    1 FOR STEP NO.    4

ITEM NO.   1<NAME    >=  16.000     (BOTH WALLS)
ITEM NO.   2<NATURE  >=  1.0000     (BOTH WALLS)
ITEM NO.   3<LEVEL   >=  3.0000     (BOTH WALLS)
ITEM NO.   4<WALL    >=  1.0000     (BOTH WALLS)
ITEM NO.   5<GAMMAD  >=  19.000     (BOTH WALLS)
ITEM NO.   6<GAMMAB  >=  10.000     (BOTH WALLS)
ITEM NO.   7<GAMMAW  >=  10.000     (BOTH WALLS)
ITEM NO.   9<U-FRICT >=  38.000     (BOTH WALLS)
ITEM NO.  10<U-KA    >= 0.23800     WALL NO.        1
ITEM NO.  11<U-KP    >=  7.2320     WALL NO.        1
ITEM NO.  12<K0-NC   >= 0.50000     (BOTH WALLS)
ITEM NO.  13<NEXP    >= 0.50000     (BOTH WALLS)
ITEM NO.  14<OCR     >=  1.0000     (BOTH WALLS)
ITEM NO.  16<MODEL   >=  1.0000     (BOTH WALLS)
ITEM NO.  17<EVC     >=  15000.     (BOTH WALLS)
ITEM NO.  18<EUR     >=  45000.     (BOTH WALLS)
ITEM NO.  27<U-PERM  >= 0.10000E-03 (BOTH WALLS)
ITEM NO.  52<D-NATURE>=  1.0000     (BOTH WALLS)
ITEM NO.  53<D-LEVEL >=  0.0000     (BOTH WALLS)
ITEM NO.  59<D-FRICT >=  38.000     (BOTH WALLS)
ITEM NO.  60<D-KA    >= 0.23800     WALL NO.        1
ITEM NO.  61<D-KP    >=  7.2320     WALL NO.        1
ITEM NO.  77<D-PERM  >= 0.10000E-03 (BOTH WALLS)

 NON ZERO LAYER DESCRIPTORS FOR LAYER NO.    2 FOR STEP NO.    4

ITEM NO.   1<NAME    >=  17.000     (BOTH WALLS)
ITEM NO.   2<NATURE  >=  1.0000     (BOTH WALLS)
ITEM NO.   3<LEVEL   >=  0.0000     (BOTH WALLS)
ITEM NO.   4<WALL    >=  1.0000     (BOTH WALLS)
ITEM NO.   5<GAMMAD  >=  16.000     (BOTH WALLS)
ITEM NO.   6<GAMMAB  >=  6.0000     (BOTH WALLS)
```

```
ITEM NO.   7<GAMMAW  >=  10.000     (BOTH WALLS)
ITEM NO.   9<U-FRICT >=  30.000     (BOTH WALLS)
ITEM NO.  10<U-KA    >= 0.33300     WALL NO.        1
ITEM NO.  11<U-KP    >=  5.2860     WALL NO.        1
ITEM NO.  12<K0-NC   >= 0.50000     (BOTH WALLS)
ITEM NO.  13<NEXP    >= 0.50000     (BOTH WALLS)
ITEM NO.  14<OCR     >=  1.0000     (BOTH WALLS)
ITEM NO.  16<MODEL   >=  1.0000     (BOTH WALLS)
ITEM NO.  17<EVC     >=  30000.     (BOTH WALLS)
ITEM NO.  18<EUR     >=  48000.     (BOTH WALLS)
ITEM NO.  27<U-PERM  >= 0.10000E-04 (BOTH WALLS)
ITEM NO.  52<D-NATURE>=  1.0000     (BOTH WALLS)
ITEM NO.  53<D-LEVEL >=  0.0000     (BOTH WALLS)
ITEM NO.  59<D-FRICT >=  30.000     (BOTH WALLS)
ITEM NO.  60<D-KA    >= 0.33300     WALL NO.        1
ITEM NO.  61<D-KP    >=  4.2880     WALL NO.        1
ITEM NO.  77<D-PERM  >= 0.10000E-04 (BOTH WALLS)

 NON ZERO LAYER DESCRIPTORS FOR LAYER NO.    3 FOR STEP NO.    4

ITEM NO.   1<NAME    >=  18.000     (BOTH WALLS)
ITEM NO.   2<NATURE  >=  1.0000     (BOTH WALLS)
ITEM NO.   3<LEVEL   >= -5.0000     (BOTH WALLS)
ITEM NO.   4<WALL    >=  1.0000     (BOTH WALLS)
ITEM NO.   5<GAMMAD  >=  16.000     (BOTH WALLS)
ITEM NO.   6<GAMMAB  >=  6.0000     (BOTH WALLS)
ITEM NO.   7<GAMMAW  >=  10.000     (BOTH WALLS)
ITEM NO.   8<U-COHE  >=  1.0000     (BOTH WALLS)
ITEM NO.   9<U-FRICT >=  33.000     (BOTH WALLS)
ITEM NO.  10<U-KA    >= 0.29500     WALL NO.        1
ITEM NO.  11<U-KP    >=  6.4620     WALL NO.        1
ITEM NO.  12<K0-NC   >= 0.50000     (BOTH WALLS)
ITEM NO.  13<NEXP    >= 0.50000     (BOTH WALLS)
ITEM NO.  14<OCR     >=  1.0000     (BOTH WALLS)
ITEM NO.  16<MODEL   >=  1.0000     (BOTH WALLS)
ITEM NO.  17<EVC     >=  68000.     (BOTH WALLS)
ITEM NO.  18<EUR     >= 0.10880E+06 (BOTH WALLS)
ITEM NO.  27<U-PERM  >= 0.10000E-04 (BOTH WALLS)
ITEM NO.  52<D-NATURE>=  1.0000     (BOTH WALLS)
ITEM NO.  53<D-LEVEL >=  0.0000     (BOTH WALLS)
ITEM NO.  58<D-COHE  >=  1.0000     (BOTH WALLS)
ITEM NO.  59<D-FRICT >=  33.000     (BOTH WALLS)
ITEM NO.  60<D-KA    >= 0.29500     WALL NO.        1
ITEM NO.  61<D-KP    >=  5.1600     WALL NO.        1
ITEM NO.  77<D-PERM  >= 0.10000E-04 (BOTH WALLS)

LAYER DESCRIPTORS FOR STEP NO.    5

 NON ZERO LAYER DESCRIPTORS FOR LAYER NO.    1 FOR STEP NO.    5

ITEM NO.   1<NAME    >=  16.000     (BOTH WALLS)
ITEM NO.   2<NATURE  >=  1.0000     (BOTH WALLS)
ITEM NO.   3<LEVEL   >=  3.0000     (BOTH WALLS)
ITEM NO.   4<WALL    >=  1.0000     (BOTH WALLS)
ITEM NO.   5<GAMMAD  >=  19.000     (BOTH WALLS)
ITEM NO.   6<GAMMAB  >=  10.000     (BOTH WALLS)
ITEM NO.   7<GAMMAW  >=  10.000     (BOTH WALLS)
ITEM NO.   9<U-FRICT >=  38.000     (BOTH WALLS)
ITEM NO.  10<U-KA    >= 0.23800     WALL NO.        1
ITEM NO.  11<U-KP    >=  7.2320     WALL NO.        1
ITEM NO.  12<K0-NC   >= 0.50000     (BOTH WALLS)
ITEM NO.  13<NEXP    >= 0.50000     (BOTH WALLS)
ITEM NO.  14<OCR     >=  1.0000     (BOTH WALLS)
ITEM NO.  16<MODEL   >=  1.0000     (BOTH WALLS)
ITEM NO.  17<EVC     >=  15000.     (BOTH WALLS)
ITEM NO.  18<EUR     >=  45000.     (BOTH WALLS)
ITEM NO.  27<U-PERM  >= 0.10000E-03 (BOTH WALLS)
ITEM NO.  52<D-NATURE>=  1.0000     (BOTH WALLS)
ITEM NO.  53<D-LEVEL >=  0.0000     (BOTH WALLS)
ITEM NO.  59<D-FRICT >=  38.000     (BOTH WALLS)
ITEM NO.  60<D-KA    >= 0.23800     WALL NO.        1
ITEM NO.  61<D-KP    >=  7.2320     WALL NO.        1
ITEM NO.  77<D-PERM  >= 0.10000E-03 (BOTH WALLS)
```

```
 NON ZERO LAYER DESCRIPTORS FOR LAYER NO.    2 FOR STEP NO.    5

ITEM NO.   1<NAME    >=  17.000     (BOTH WALLS)
ITEM NO.   2<NATURE  >=  1.0000     (BOTH WALLS)
ITEM NO.   3<LEVEL   >=  0.0000     (BOTH WALLS)
ITEM NO.   4<WALL    >=  1.0000     (BOTH WALLS)
ITEM NO.   5<GAMMAD  >=  16.000     (BOTH WALLS)
ITEM NO.   6<GAMMAB  >=  6.0000     (BOTH WALLS)
ITEM NO.   7<GAMMAW  >=  10.000     (BOTH WALLS)
ITEM NO.   9<U-FRICT >=  30.000     (BOTH WALLS)
ITEM NO.  10<U-KA    >= 0.33300     WALL NO.        1
ITEM NO.  11<U-KP    >=  5.2860     WALL NO.        1
ITEM NO.  12<K0-NC   >= 0.50000     (BOTH WALLS)
ITEM NO.  13<NEXP    >= 0.50000     (BOTH WALLS)
ITEM NO.  14<OCR     >=  1.0000     (BOTH WALLS)
ITEM NO.  16<MODEL   >=  1.0000     (BOTH WALLS)
ITEM NO.  17<EVC     >=  30000.     (BOTH WALLS)
ITEM NO.  18<EUR     >=  48000.     (BOTH WALLS)
ITEM NO.  27<U-PERM  >= 0.10000E-04 (BOTH WALLS)
ITEM NO.  52<D-NATURE>=  1.0000     (BOTH WALLS)
ITEM NO.  53<D-LEVEL >=  0.0000     (BOTH WALLS)
ITEM NO.  59<D-FRICT >=  30.000     (BOTH WALLS)
ITEM NO.  60<D-KA    >= 0.33300     WALL NO.        1
ITEM NO.  61<D-KP    >=  4.2880     WALL NO.        1
ITEM NO.  77<D-PERM  >= 0.10000E-04 (BOTH WALLS)

 NON ZERO LAYER DESCRIPTORS FOR LAYER NO.    3 FOR STEP NO.    5

ITEM NO.   1<NAME    >=  18.000     (BOTH WALLS)
ITEM NO.   2<NATURE  >=  1.0000     (BOTH WALLS)
ITEM NO.   3<LEVEL   >= -5.0000     (BOTH WALLS)
ITEM NO.   4<WALL    >=  1.0000     (BOTH WALLS)
ITEM NO.   5<GAMMAD  >=  16.000     (BOTH WALLS)
ITEM NO.   6<GAMMAB  >=  6.0000     (BOTH WALLS)
ITEM NO.   7<GAMMAW  >=  10.000     (BOTH WALLS)
ITEM NO.   8<U-COHE  >=  1.0000     (BOTH WALLS)
ITEM NO.   9<U-FRICT >=  33.000     (BOTH WALLS)
ITEM NO.  10<U-KA    >= 0.29500     WALL NO.        1
ITEM NO.  11<U-KP    >=  6.4620     WALL NO.        1
ITEM NO.  12<K0-NC   >= 0.50000     (BOTH WALLS)
ITEM NO.  13<NEXP    >= 0.50000     (BOTH WALLS)
ITEM NO.  14<OCR     >=  1.0000     (BOTH WALLS)
ITEM NO.  16<MODEL   >=  1.0000     (BOTH WALLS)
ITEM NO.  17<EVC     >=  68000.     (BOTH WALLS)
ITEM NO.  18<EUR     >= 0.10880E+06 (BOTH WALLS)
ITEM NO.  27<U-PERM  >= 0.10000E-04 (BOTH WALLS)
ITEM NO.  52<D-NATURE>=  1.0000     (BOTH WALLS)
ITEM NO.  53<D-LEVEL >=  0.0000     (BOTH WALLS)
ITEM NO.  58<D-COHE  >=  1.0000     (BOTH WALLS)
ITEM NO.  59<D-FRICT >=  33.000     (BOTH WALLS)
ITEM NO.  60<D-KA    >= 0.29500     WALL NO.        1
ITEM NO.  61<D-KP    >=  5.1600     WALL NO.        1
ITEM NO.  77<D-PERM  >= 0.10000E-04 (BOTH WALLS)

LAYER DESCRIPTORS FOR STEP NO.    6

 NON ZERO LAYER DESCRIPTORS FOR LAYER NO.    1 FOR STEP NO.    6

ITEM NO.   1<NAME    >=  16.000     (BOTH WALLS)
ITEM NO.   2<NATURE  >=  1.0000     (BOTH WALLS)
ITEM NO.   3<LEVEL   >=  3.0000     (BOTH WALLS)
ITEM NO.   4<WALL    >=  1.0000     (BOTH WALLS)
ITEM NO.   5<GAMMAD  >=  19.000     (BOTH WALLS)
ITEM NO.   6<GAMMAB  >=  10.000     (BOTH WALLS)
ITEM NO.   7<GAMMAW  >=  10.000     (BOTH WALLS)
ITEM NO.   9<U-FRICT >=  38.000     (BOTH WALLS)
ITEM NO.  10<U-KA    >= 0.23800     WALL NO.        1
ITEM NO.  11<U-KP    >=  7.2320     WALL NO.        1
ITEM NO.  12<K0-NC   >= 0.50000     (BOTH WALLS)
ITEM NO.  13<NEXP    >= 0.50000     (BOTH WALLS)
ITEM NO.  14<OCR     >=  1.0000     (BOTH WALLS)
ITEM NO.  16<MODEL   >=  1.0000     (BOTH WALLS)
```

```
ITEM NO.  17<EVC     >=  15000.     (BOTH WALLS)
ITEM NO.  18<EUR     >=  45000.     (BOTH WALLS)
ITEM NO.  27<U-PERM  >= 0.10000E-03 (BOTH WALLS)
ITEM NO.  45<U-KAED  >= 0.50120     WALL NO.        1
ITEM NO.  46<U-KAEW  >= 0.91780     WALL NO.        1
ITEM NO.  47<U-KPED  >=  6.8100     WALL NO.        1
ITEM NO.  48<U-KPEW  >=  4.4940     WALL NO.        1
ITEM NO.  52<D-NATURE>=  1.0000     (BOTH WALLS)
ITEM NO.  53<D-LEVEL >=  0.0000     (BOTH WALLS)
ITEM NO.  59<D-FRICT >=  38.000     (BOTH WALLS)
ITEM NO.  60<D-KA    >= 0.23800     WALL NO.        1
ITEM NO.  61<D-KP    >=  7.2320     WALL NO.        1
ITEM NO.  77<D-PERM  >= 0.10000E-03 (BOTH WALLS)
ITEM NO.  95<D-KAED  >= 0.45030     WALL NO.        1
ITEM NO.  96<D-KAEW  >=  1.4090     WALL NO.        1
ITEM NO.  97<D-KPED  >=  4.1520     WALL NO.        1
ITEM NO.  98<D-KPEW  >= 0.82630     WALL NO.        1

 NON ZERO LAYER DESCRIPTORS FOR LAYER NO.    2 FOR STEP NO.    6

ITEM NO.   1<NAME    >=  17.000     (BOTH WALLS)
ITEM NO.   2<NATURE  >=  1.0000     (BOTH WALLS)
ITEM NO.   3<LEVEL   >=  0.0000     (BOTH WALLS)
ITEM NO.   4<WALL    >=  1.0000     (BOTH WALLS)
ITEM NO.   5<GAMMAD  >=  16.000     (BOTH WALLS)
ITEM NO.   6<GAMMAB  >=  6.0000     (BOTH WALLS)
ITEM NO.   7<GAMMAW  >=  10.000     (BOTH WALLS)
ITEM NO.   9<U-FRICT >=  30.000     (BOTH WALLS)
ITEM NO.  10<U-KA    >= 0.33300     WALL NO.        1
ITEM NO.  11<U-KP    >=  5.2860     WALL NO.        1
ITEM NO.  12<K0-NC   >= 0.50000     (BOTH WALLS)
ITEM NO.  13<NEXP    >= 0.50000     (BOTH WALLS)
ITEM NO.  14<OCR     >=  1.0000     (BOTH WALLS)
ITEM NO.  16<MODEL   >=  1.0000     (BOTH WALLS)
ITEM NO.  17<EVC     >=  30000.     (BOTH WALLS)
ITEM NO.  18<EUR     >=  48000.     (BOTH WALLS)
ITEM NO.  27<U-PERM  >= 0.10000E-04 (BOTH WALLS)
ITEM NO.  45<U-KAED  >= 0.66310     WALL NO.        1
ITEM NO.  46<U-KAEW  >=  1.8650     WALL NO.        1
ITEM NO.  47<U-KPED  >=  5.2120     WALL NO.        1
ITEM NO.  48<U-KPEW  >=  1.1630     WALL NO.        1
ITEM NO.  52<D-NATURE>=  1.0000     (BOTH WALLS)
ITEM NO.  53<D-LEVEL >=  0.0000     (BOTH WALLS)
ITEM NO.  59<D-FRICT >=  30.000     (BOTH WALLS)
ITEM NO.  60<D-KA    >= 0.33300     WALL NO.        1
ITEM NO.  61<D-KP    >=  4.2880     WALL NO.        1
ITEM NO.  77<D-PERM  >= 0.10000E-04 (BOTH WALLS)
ITEM NO.  95<D-KAED  >= 0.60240     WALL NO.        1
ITEM NO.  96<D-KAEW  >=  1.6820     WALL NO.        1
ITEM NO.  97<D-KPED  >=  2.2050     WALL NO.        1
ITEM NO.  98<D-KPEW  >= 0.82630     WALL NO.        1

 NON ZERO LAYER DESCRIPTORS FOR LAYER NO.    3 FOR STEP NO.    6

ITEM NO.   1<NAME    >=  18.000     (BOTH WALLS)
ITEM NO.   2<NATURE  >=  1.0000     (BOTH WALLS)
ITEM NO.   3<LEVEL   >= -5.0000     (BOTH WALLS)
ITEM NO.   4<WALL    >=  1.0000     (BOTH WALLS)
ITEM NO.   5<GAMMAD  >=  16.000     (BOTH WALLS)
ITEM NO.   6<GAMMAB  >=  6.0000     (BOTH WALLS)
ITEM NO.   7<GAMMAW  >=  10.000     (BOTH WALLS)
ITEM NO.   8<U-COHE  >=  1.0000     (BOTH WALLS)
ITEM NO.   9<U-FRICT >=  33.000     (BOTH WALLS)
ITEM NO.  10<U-KA    >= 0.29500     WALL NO.        1
ITEM NO.  11<U-KP    >=  6.4620     WALL NO.        1
ITEM NO.  12<K0-NC   >= 0.50000     (BOTH WALLS)
ITEM NO.  13<NEXP    >= 0.50000     (BOTH WALLS)
ITEM NO.  14<OCR     >=  1.0000     (BOTH WALLS)
ITEM NO.  16<MODEL   >=  1.0000     (BOTH WALLS)
ITEM NO.  17<EVC     >=  68000.     (BOTH WALLS)
ITEM NO.  18<EUR     >= 0.10880E+06 (BOTH WALLS)
ITEM NO.  27<U-PERM  >= 0.10000E-04 (BOTH WALLS)
ITEM NO.  45<U-KAED  >= 0.59740     WALL NO.        1
ITEM NO.  46<U-KAEW  >=  1.8880     WALL NO.        1
```

```
ITEM NO.  47<U-KPED  >=  6.4400     WALL NO.        1
ITEM NO.  48<U-KPEW  >=  3.1820     WALL NO.        1
ITEM NO.  52<D-NATURE>=  1.0000     (BOTH WALLS)
ITEM NO.  53<D-LEVEL >=  0.0000     (BOTH WALLS)
ITEM NO.  58<D-COHE  >=  1.0000     (BOTH WALLS)
ITEM NO.  59<D-FRICT >=  33.000     (BOTH WALLS)
ITEM NO.  60<D-KA    >= 0.29500     WALL NO.        1
ITEM NO.  61<D-KP    >=  5.1600     WALL NO.        1
ITEM NO.  77<D-PERM  >= 0.10000E-04 (BOTH WALLS)
ITEM NO.  95<D-KAED  >= 0.53790     WALL NO.        1
ITEM NO.  96<D-KAEW  >=  1.7350     WALL NO.        1
ITEM NO.  97<D-KPED  >=  2.7890     WALL NO.        1
ITEM NO.  98<D-KPEW  >= 0.82630     WALL NO.        1


DEFAULT WATER UNIT WEIGHT =  10.000
AVERAGED ON    18 VALUES
```

```
+-----------------------------------------------------------------------------------------------------------------------+
|                   PARATIEPLUS(TM)   NLS ENGINE RELEASE  2018.0    FULL VERSION  *Build date:Nov 13, 2017*              |
|                                                                                                                       |
|                                    NewProject.BaseDesignSection_28.SISMICASTR_1243                                    |
|                                   Exe Time : 4 September 2018 18:05:32                                                |
+-----------------------------------------------------------------------------------------------------------------------+

PHASE DESCRIPTORS


STEP  NO.     1
                                        LEFT WALL    RIGHT WALL
Y                                        0.000       -0.9990E+30
Z-PC                                     0.000         0.000
Z-EXCAVATION                             0.000         0.000
Z-WATER_TABLE                           -18.00       -0.9990E+30
Q_AT_THE_FREE_FIELD_LEVEL                0.000         0.000
ZQ                                       0.000         0.000
DZW_OF_THE_WATER_TABLE                   0.000         0.000
QS_ON_THE_EXCAVATION_SIDE                0.000         0.000
ZQS                                     -0.9990E+30   -0.9990E+30
ZCUT                                     0.000         0.000
BALANCE LEVEL FOR PORE PRESSURES        -11.50        -11.50
WATER_BEHAVIOUR_FLAG (LINING OPT)        0.000         0.000
PORE_UPDATE_FLAG                         0.000         0.000
PORE_TAB. _FLAG (gt.0= use tabs)         0.000         0.000
lateral thrusts reduction elevatio       0.000         0.000
Downhill reduction factor for effe       0.000         0.000
Downhill reduction factor for pore       0.000         0.000
Uphill reduction factor for effect       0.000         0.000
Uphill reduction factor for pore p       0.000         0.000
SEISMIC HORIZONTAL ACCEL. Kh [g]         0.000         0.000
UPHILL VERTICAL ACCEL.  Kv_uh [g]        0.000         0.000
DOWNHILL VERTICAL ACCEL.Kv_dh [g]        0.000         0.000
UPHILL BETA ANGLE (SLOPE) [deg]          0.000         0.000
UPHILL DELTA/PHI RATIO                   0.000         0.000
DOWNHILL BETA ANGLE (SLOPE) [deg]        0.000         0.000
DOWNHILL DELTA/PHI RATIO                 0.000         0.000
DYN.WATER BEHAVIOUR                      0.000         0.000
Excess pore pressure RATIO Ru            0.000         0.000
SEISMIC PRESSURE LOWER VALUE             0.000         0.000
SEISMIC PRESSURE UPPER VALUE             0.000         0.000
SEISMIC PRESSURE LOWER LEVEL             0.000         0.000
SEISMIC PRESSURE UPPER LEVEL             0.000         0.000

=========================================================================================================end of step    1


STEP  NO.     2
                                        LEFT WALL    RIGHT WALL
Y                                        0.000       -0.9990E+30
Z-PC                                     0.000         0.000
Z-EXCAVATION                            -1.000         0.000
Z-WATER_TABLE                           -18.00       -0.9990E+30
Q_AT_THE_FREE_FIELD_LEVEL                0.000         0.000
ZQ                                       0.000         0.000
DZW_OF_THE_WATER_TABLE                   0.000         0.000
QS_ON_THE_EXCAVATION_SIDE                0.000         0.000
ZQS                                     -0.9990E+30   -0.9990E+30
ZCUT                                     0.000         0.000
BALANCE LEVEL FOR PORE PRESSURES        -11.50        -11.50
WATER_BEHAVIOUR_FLAG (LINING OPT)        0.000         0.000
PORE_UPDATE_FLAG                         0.000         0.000
PORE_TAB. _FLAG (gt.0= use tabs)         0.000         0.000
lateral thrusts reduction elevatio       0.000         0.000
Downhill reduction factor for effe       0.000         0.000
Downhill reduction factor for pore       0.000         0.000
Uphill reduction factor for effect       0.000         0.000
Uphill reduction factor for pore p       0.000         0.000
SEISMIC HORIZONTAL ACCEL. Kh [g]         0.000         0.000
UPHILL VERTICAL ACCEL.  Kv_uh [g]        0.000         0.000
```

DOWNHILL VERTICAL ACCEL.Kv_dh [g]	0.000	0.000
UPHILL BETA ANGLE (SLOPE) [deg]	0.000	0.000
UPHILL DELTA/PHI RATIO	0.000	0.000
DOWNHILL BETA ANGLE (SLOPE) [deg]	0.000	0.000
DOWNHILL DELTA/PHI RATIO	0.000	0.000
DYN.WATER BEHAVIOUR	0.000	0.000
Excess pore pressure RATIO Ru	0.000	0.000
SEISMIC PRESSURE LOWER VALUE	0.000	0.000
SEISMIC PRESSURE UPPER VALUE	0.000	0.000
SEISMIC PRESSURE LOWER LEVEL	0.000	0.000
SEISMIC PRESSURE UPPER LEVEL	0.000	0.000

==========end of step 2

STEP NO. 3

	LEFT WALL	RIGHT WALL
Y	0.000	-0.9990E+30
Z-PC	0.000	0.000
Z-EXCAVATION	-1.000	0.000
Z-WATER_TABLE	-18.00	-0.9990E+30
Q_AT_THE_FREE_FIELD_LEVEL	0.000	0.000
ZQ	0.000	0.000
DZW_OF_THE_WATER_TABLE	0.000	0.000
QS_ON_THE_EXCAVATION_SIDE	0.000	0.000
ZQS	-0.9990E+30	-0.9990E+30
ZCUT	0.000	0.000
BALANCE LEVEL FOR PORE PRESSURES	-11.50	-11.50
WATER_BEHAVIOUR_FLAG (LINING OPT)	0.000	0.000
PORE_UPDATE_FLAG	0.000	0.000
PORE_TAB. _FLAG (gt.0= use tabs)	0.000	0.000
lateral thrusts reduction elevatio	0.000	0.000
Downhill reduction factor for effe	0.000	0.000
Downhill reduction factor for pore	0.000	0.000
Uphill reduction factor for effect	0.000	0.000
Uphill reduction factor for pore p	0.000	0.000
SEISMIC HORIZONTAL ACCEL. Kh [g]	0.000	0.000
UPHILL VERTICAL ACCEL. Kv_uh [g]	0.000	0.000
DOWNHILL VERTICAL ACCEL.Kv_dh [g]	0.000	0.000
UPHILL BETA ANGLE (SLOPE) [deg]	0.000	0.000
UPHILL DELTA/PHI RATIO	0.000	0.000
DOWNHILL BETA ANGLE (SLOPE) [deg]	0.000	0.000
DOWNHILL DELTA/PHI RATIO	0.000	0.000
DYN.WATER BEHAVIOUR	0.000	0.000
Excess pore pressure RATIO Ru	0.000	0.000
SEISMIC PRESSURE LOWER VALUE	0.000	0.000
SEISMIC PRESSURE UPPER VALUE	0.000	0.000
SEISMIC PRESSURE LOWER LEVEL	0.000	0.000
SEISMIC PRESSURE UPPER LEVEL	0.000	0.000

==========end of step 3

STEP NO. 4

	LEFT WALL	RIGHT WALL
Y	0.000	-0.9990E+30
Z-PC	0.000	0.000
Z-EXCAVATION	-6.800	0.000
Z-WATER_TABLE	-18.00	-0.9990E+30
Q_AT_THE_FREE_FIELD_LEVEL	0.000	0.000
ZQ	0.000	0.000
DZW_OF_THE_WATER_TABLE	0.000	0.000
QS_ON_THE_EXCAVATION_SIDE	0.000	0.000
ZQS	-0.9990E+30	-0.9990E+30
ZCUT	0.000	0.000
BALANCE LEVEL FOR PORE PRESSURES	-11.50	-11.50
WATER_BEHAVIOUR_FLAG (LINING OPT)	0.000	0.000
PORE_UPDATE_FLAG	0.000	0.000
PORE_TAB. _FLAG (gt.0= use tabs)	0.000	0.000
lateral thrusts reduction elevatio	0.000	0.000
Downhill reduction factor for effe	0.000	0.000
Downhill reduction factor for pore	0.000	0.000
Uphill reduction factor for effect	0.000	0.000
Uphill reduction factor for pore p	0.000	0.000

SEISMIC HORIZONTAL ACCEL. Kh [g]	0.000	0.000
UPHILL VERTICAL ACCEL. Kv_uh [g]	0.000	0.000
DOWNHILL VERTICAL ACCEL.Kv_dh [g]	0.000	0.000
UPHILL BETA ANGLE (SLOPE) [deg]	0.000	0.000
UPHILL DELTA/PHI RATIO	0.000	0.000
DOWNHILL BETA ANGLE (SLOPE) [deg]	0.000	0.000
DOWNHILL DELTA/PHI RATIO	0.000	0.000
DYN.WATER BEHAVIOUR	0.000	0.000
Excess pore pressure RATIO Ru	0.000	0.000
SEISMIC PRESSURE LOWER VALUE	0.000	0.000
SEISMIC PRESSURE UPPER VALUE	0.000	0.000
SEISMIC PRESSURE LOWER LEVEL	0.000	0.000
SEISMIC PRESSURE UPPER LEVEL	0.000	0.000

==========end of step 4

STEP NO. 5

	LEFT WALL	RIGHT WALL
Y	0.000	-0.9990E+30
Z-PC	0.000	0.000
Z-EXCAVATION	-6.300	0.000
Z-WATER_TABLE	-18.00	-0.9990E+30
Q_AT_THE_FREE_FIELD_LEVEL	0.000	0.000
ZQ	0.000	0.000
DZW_OF_THE_WATER_TABLE	0.000	0.000
QS_ON_THE_EXCAVATION_SIDE	0.000	0.000
ZQS	-0.9990E+30	-0.9990E+30
ZCUT	0.000	0.000
BALANCE LEVEL FOR PORE PRESSURES	-11.50	-11.50
WATER_BEHAVIOUR_FLAG (LINING OPT)	0.000	0.000
PORE_UPDATE_FLAG	0.000	0.000
PORE_TAB. _FLAG (gt.0= use tabs)	0.000	0.000
lateral thrusts reduction elevatio	0.000	0.000
Downhill reduction factor for effe	0.000	0.000
Downhill reduction factor for pore	0.000	0.000
Uphill reduction factor for effect	0.000	0.000
Uphill reduction factor for pore p	0.000	0.000
SEISMIC HORIZONTAL ACCEL. Kh [g]	0.000	0.000
UPHILL VERTICAL ACCEL. Kv_uh [g]	0.000	0.000
DOWNHILL VERTICAL ACCEL.Kv_dh [g]	0.000	0.000
UPHILL BETA ANGLE (SLOPE) [deg]	0.000	0.000
UPHILL DELTA/PHI RATIO	0.000	0.000
DOWNHILL BETA ANGLE (SLOPE) [deg]	0.000	0.000
DOWNHILL DELTA/PHI RATIO	0.000	0.000
DYN.WATER BEHAVIOUR	0.000	0.000
Excess pore pressure RATIO Ru	0.000	0.000
SEISMIC PRESSURE LOWER VALUE	0.000	0.000
SEISMIC PRESSURE UPPER VALUE	0.000	0.000
SEISMIC PRESSURE LOWER LEVEL	0.000	0.000
SEISMIC PRESSURE UPPER LEVEL	0.000	0.000

==========end of step 5

STEP NO. 6

	LEFT WALL	RIGHT WALL
Y	0.000	-0.9990E+30
Z-PC	0.000	0.000
Z-EXCAVATION	-6.300	0.000
Z-WATER_TABLE	-18.00	-0.9990E+30
Q_AT_THE_FREE_FIELD_LEVEL	0.000	0.000
ZQ	0.000	0.000
DZW_OF_THE_WATER_TABLE	0.000	0.000
QS_ON_THE_EXCAVATION_SIDE	0.000	0.000
ZQS	-0.9990E+30	-0.9990E+30
ZCUT	0.000	0.000
BALANCE LEVEL FOR PORE PRESSURES	-11.50	-11.50
WATER_BEHAVIOUR_FLAG (LINING OPT)	0.000	0.000
PORE_UPDATE_FLAG	0.000	0.000
PORE_TAB. _FLAG (gt.0= use tabs)	0.000	0.000
lateral thrusts reduction elevatio	0.000	0.000
Downhill reduction factor for effe	0.000	0.000
Downhill reduction factor for pore	0.000	0.000

Uphill reduction factor for effect	0.000	0.000
Uphill reduction factor for pore p	0.000	0.000
SEISMIC HORIZONTAL ACCEL. Kh [g]	0.3474	0.000
UPHILL VERTICAL ACCEL. Kv_uh [g]	0.1737	0.000
DOWNHILL VERTICAL ACCEL.Kv_dh [g]	-0.1737	0.000
UPHILL BETA ANGLE (SLOPE) [deg]	0.000	0.000
UPHILL DELTA/PHI RATIO	0.5000	0.000
DOWNHILL BETA ANGLE (SLOPE) [deg]	0.000	0.000
DOWNHILL DELTA/PHI RATIO	0.5000	0.000
DYN.WATER BEHAVIOUR	0.000	0.000
Excess pore pressure RATIO Ru	0.000	0.000
SEISMIC PRESSURE LOWER VALUE	35.02	0.000
SEISMIC PRESSURE UPPER VALUE	35.02	0.000
SEISMIC PRESSURE LOWER LEVEL	-6.300	0.000
SEISMIC PRESSURE UPPER LEVEL	0.000	0.000

==========end of step 6

LEFT-HAND WALL

LOWER LEVEL -11.50000
UPPER LEVEL 0.00000

RIGHT-HAND WALL

LOWER LEVEL -11.50000
UPPER LEVEL 0.00000

```
+-------------------------------------------------------------------------------------------------------------------------+
|                  PARATIEPLUS(TM)   NLS ENGINE RELEASE  2018.0    FULL VERSION  *Build date:Nov 13, 2017*              |
|                                                                                                                         |
|                                  NewProject.BaseDesignSection_28.SISMICASTR_1243                                        |
|                                 Exe Time : 4 September 2018 18:05:32                                                    |
+-------------------------------------------------------------------------------------------------------------------------+
 I N I T I A L   S T R E S S   T A B L E S

            S E C T I O N

 NUMBER OF DEFINED TABLES             2


INPUT DATA FOR INITIAL STRESS SET NO.    1
PERTAINING SOIL ELEMENTS AT Y-COORD    0.0000

ACTIVATION TIME                              1.0000
END TIME (TIME BEYOND WHICH IT IS REMOVED)   6.0000

TYPE BOUSSINESQ

 HORIZONTAL DISTANCE (DY)           1.00000000000000
 FOUNDATION WIDTH    (B)            5.00000000000000
 ZETA-F.....                   0.000000000000000E+000
 Q-F .....                      20.0000000000000
 BETA .....                     45.0000000000000
 BEHAVIOUR (0=FREE, 1=REFLECTING)  0.000000000000000E+000


INPUT DATA FOR INITIAL STRESS SET NO.    2
PERTAINING SOIL ELEMENTS AT Y-COORD    0.0000

ACTIVATION TIME                              1.0000
END TIME (TIME BEYOND WHICH IT IS REMOVED)   6.0000

TYPE BOUSSINESQ

 HORIZONTAL DISTANCE (DY)           12.0000000000000
 FOUNDATION WIDTH    (B)            18.0000000000000
 ZETA-F.....                    2.70000000000000
 Q-F .....                      20.0000000000000
 BETA .....                     45.0000000000000
 BEHAVIOUR (0=FREE, 1=REFLECTING)  0.000000000000000E+000


 ELEMENT GROUPS BACKUP AREA CAN STAY IN CORE AT
 POSITION        5195

 NO. OF D.P.W  FOR THIS AREA       7030
 MAX NO. OF D.P.W. AVAILABLE      81920
 ** MAX NO OF ITERATIONS SET TO          40

ITER     0 RNORM = 0.000     RMNORM= 0.000
           RINORM=0.1497E+05 RIMNOR= 0.000
           RENORM=0.1972E-28 REMNOR= 0.000     RATIO =0.3629E-16 TOLER =0.1000E-03      CONVERGED !
           RFMAX = 18.70     RMMAX = 0.000
           RTSMAL=0.1000E-03 RMSMAL= 0.000
           RDT   =0.1497E+05 RDR   = 0.000
           RATIOT=0.3629E-16 RATIOR= 0.000
           MAX UN=0.1776E-14 IEQ=    61 NODE     31 DOF   1  Y-DISPL.F
           MIN UN=-.3553E-14 IEQ=    75 NODE     38 DOF   1  Y-DISPL.F
           NO. OF CONTACT CONSTRAINT VIOLATIONS     0


ITER     1 RNORM = 0.000     RMNORM= 0.000
           RINORM=0.1497E+05 RIMNOR= 0.000
           RENORM=0.4073E-30 REMNOR=0.4861E-53 RATIO =0.5216E-17 TOLER =0.1000E-03      CONVERGED !
           RFMAX = 18.70     RMMAX = 0.000
           RTSMAL=0.1000E-03 RMSMAL= 0.000
           RDT   =0.1497E+05 RDR   = 0.000
           RATIOT=0.5216E-17 RATIOR= 0.000
```

```
  MAX UN=0.5678E-16 IEQ=     3 NODE      2 DOF   1  Y-DISPL.F
  MIN UN=-.1413E-15 IEQ=    83 NODE     42 DOF   1  Y-DISPL.F
  NO. OF CONTACT CONSTRAINT VIOLATIONS     0


ITER     2 RNORM = 0.000     RMNORM= 0.000
  RINORM=0.1497E+05 RIMNOR= 0.000
  RENORM=0.3490E-30 REMNOR=0.2211E-52 RATIO =0.4828E-17 TOLER =0.1000E-03      CONVERGED !
  RFMAX = 18.70     RMMAX = 0.000
  RTSMAL=0.1000E-03 RMSMAL= 0.000
  RDT   =0.1497E+05 RDR   = 0.000
  RATIOT=0.4828E-17 RATIOR= 0.000
  MAX UN=0.5699E-16 IEQ=     3 NODE      2 DOF   1  Y-DISPL.F
  MIN UN=-.1203E-15 IEQ=   113 NODE     57 DOF   1  Y-DISPL.F
  NO. OF CONTACT CONSTRAINT VIOLATIONS     0
```

```
+-------------------------------------------------------------------------------------------------------------------------+
|                   PARATIEPLUS(TM)   NLS ENGINE RELEASE  2018.0    FULL VERSION  *Build date:Nov 13, 2017*              |
|                                                                                                                         |
|                                    NewProject.BaseDesignSection_28.SISMICASTR_1243                                      |
|                                   Exe Time : 4 September 2018 18:05:32                                                  |
+-------------------------------------------------------------------------------------------------------------------------+
New Project
SOLUTION REACHED USING     2 ITERATIONS ON   40

P R I N T   O U T   F O R   T I M E   S T E P    1     ( AT TIME   1.000     )

PRINT OUT OF ACTIVE COMPONENTS (FIXED NODES ARE NOT PRINTED OUT)

          Y-DISPL.F        X-ROT. F
           (02)             (04)            (


ALL NODAL POINTS HAVE ZERO DISPLACEMENT COMPONENTS
```

```
+-------------------------------------------------------------------------------------------------------------------------------+
|                   PARATIEPLUS(TM)   NLS ENGINE RELEASE  2018.0    FULL VERSION  *Build date:Nov 13, 2017*                    |
|                                                                                                                               |
|                                    NewProject.BaseDesignSection_28.SISMICASTR_1243                                            |
|                                   Exe Time : 4 September 2018 18:05:32                                                        |
+-------------------------------------------------------------------------------------------------------------------------------+
New Project


S T R E S S   R E S U L T S   F O R   G R O U P   N O.   1

0_L                                                              :
ELEMENT TYPE    5 NO.OF ELEMENTS. IN THIS GROUP   59
C U R R E N T   T I M E   I S      1.0000

 HARDENING 2D SOIL ELEMENT

 ****** TOTAL STRESS FORMULATION *****

  EL *   FORCE     DISPL-Y  VERTICAL-P  HORIZON.-P     MAX-V-P     MAX-H-P           STATE   STIFFNESS Z-LEVEL      PORE
E FACTOR    UFACTOR       Peq           Su_a         Su_p     LAYER
 ------------------------------------------------------------------------------------------------------------------------------
-------------------------------------------------------------------------------------------
   1 D  0.1633     -1.0533E-20  4.2494E-02   1.633      4.2494E-02   1.633            V-C  3.3888E+04   0.000       0.000
1.000       1.000       1.633       0.000       0.000     DI1_164_167_L_0
   2 D   1.079     -1.0072E-20   3.284       5.397       3.284       5.397            V-C  3.3888E+04 -0.2000       0.000
1.000       1.000       5.397       0.000       0.000     DI1_164_167_L_0
   3 D   1.763     -9.6102E-21   6.689       8.816       6.689       8.816            V-C  3.3888E+04 -0.4000       0.000
1.000       1.000       8.816       0.000       0.000     DI1_164_167_L_0
   4 D   2.346     -9.1484E-21   10.30       11.73       10.30       11.73            V-C  3.3888E+04 -0.6000       0.000
1.000       1.000       11.73       0.000       0.000     DI1_164_167_L_0
   5 D   2.834     -8.6858E-21   14.07       14.17       14.07       14.17            V-C  3.3888E+04 -0.8000       0.000
1.000       1.000       14.17       0.000       0.000     DI1_164_167_L_0
   6 D   3.248     -8.2217E-21   17.90       16.24       17.90       16.24            V-C  3.3888E+04  -1.000       0.000
1.000       1.000       16.24       0.000       0.000     DI1_164_167_L_0
   7 D   3.612     -7.7553E-21   21.73       18.06       21.73       18.06            V-C  3.3888E+04  -1.200       0.000
1.000       1.000       18.06       0.000       0.000     DI1_164_167_L_0
   8 D   3.944     -7.2858E-21   25.59       19.72       25.59       19.72            V-C  3.3888E+04  -1.400       0.000
1.000       1.000       19.72       0.000       0.000     DI1_164_167_L_0
   9 D   4.255     -6.8120E-21   29.87       21.27       29.87       21.27            V-C  3.3888E+04  -1.600       0.000
1.000       1.000       21.27       0.000       0.000     DI1_164_167_L_0
  10 D   4.552     -6.3328E-21   33.96       22.76       33.96       22.76            V-C  3.3888E+04  -1.800       0.000
1.000       1.000       22.76       0.000       0.000     DI1_164_167_L_0
  11 D   4.842     -5.8469E-21   37.91       24.21       37.91       24.21            V-C  3.3888E+04  -2.000       0.000
1.000       1.000       24.21       0.000       0.000     DI1_164_167_L_0
  12 D   5.128     -5.3530E-21   41.75       25.64       41.75       25.64            V-C  3.3888E+04  -2.200       0.000
1.000       1.000       25.64       0.000       0.000     DI1_164_167_L_0
  13 D   5.411     -4.8494E-21   45.50       27.06       45.50       27.06            V-C  3.3888E+04  -2.400       0.000
1.000       1.000       27.06       0.000       0.000     DI1_164_167_L_0
  14 D   5.693     -4.3347E-21   49.18       28.47       49.18       28.47            V-C  3.3888E+04  -2.600       0.000
1.000       1.000       28.47       0.000       0.000     DI1_164_167_L_0
  15 D   5.975     -3.8077E-21   52.81       29.88       52.81       29.88            V-C  3.3888E+04  -2.800       0.000
1.000       1.000       29.88       0.000       0.000     DI1_164_167_L_0
  16 D   6.258     -3.2691E-21   56.40       31.29       56.40       31.29            V-C  3.3888E+04  -3.000       0.000
1.000       1.000       31.29       0.000       0.000     DI1_164_167_L_0
  17 D   6.542     -2.7200E-21   60.10       32.71       60.10       32.71            V-C  3.3888E+04  -3.200       0.000
1.000       1.000       32.71       0.000       0.000     DI1_164_167_L_0
  18 D   6.827     -2.1615E-21   63.60       34.14       63.60       34.14            V-C  3.3888E+04  -3.400       0.000
1.000       1.000       34.14       0.000       0.000     DI1_164_167_L_0
  19 D   7.113     -1.5946E-21   67.08       35.57       67.08       35.57            V-C  3.3888E+04  -3.600       0.000
1.000       1.000       35.57       0.000       0.000     DI1_164_167_L_0
  20 D   7.401     -1.0204E-21   70.54       37.01       70.54       37.01            V-C  3.3888E+04  -3.800       0.000
1.000       1.000       37.01       0.000       0.000     DI1_164_167_L_0
  21 D   7.691     -4.3995E-22   73.85       38.46       73.85       38.46            V-C  3.3888E+04  -4.000       0.000
1.000       1.000       38.46       0.000       0.000     DI1_164_167_L_0
  22 D   7.982      1.4585E-22   77.28       39.91       77.28       39.91            V-C  3.3888E+04  -4.200       0.000
1.000       1.000       39.91       0.000       0.000     DI1_164_167_L_0
  23 D   8.275      7.3593E-22   80.69       41.37       80.69       41.37            V-C  3.3888E+04  -4.400       0.000
1.000       1.000       41.37       0.000       0.000     DI1_164_167_L_0
  24 D   8.569      1.3292E-21   84.09       42.84       84.09       42.84            V-C  3.3888E+04  -4.600       0.000
1.000       1.000       42.84       0.000       0.000     DI1_164_167_L_0
```

25 D	8.864	1.9248E-21	87.48	44.32	87.48	44.32	V-C	3.3888E+04	-4.800	0.000
1.000	1.000	44.32	0.000	0.000	DI1_164_167_L_0					
26 D	9.161	2.5214E-21	90.86	45.81	90.86	45.81	V-C	8.1679E+04	-5.000	0.000
1.000	1.000	45.81	0.000	0.000	DI2_165_168_L_0					
27 D	9.460	3.1179E-21	94.22	47.30	94.22	47.30	V-C	8.1679E+04	-5.200	0.000
1.000	1.000	47.30	0.000	0.000	DI2_165_168_L_0					
28 D	9.759	3.7131E-21	97.58	48.79	97.58	48.79	V-C	8.1679E+04	-5.400	0.000
1.000	1.000	48.79	0.000	0.000	DI2_165_168_L_0					
29 D	10.06	4.3056E-21	100.9	50.30	100.9	50.30	V-C	8.1679E+04	-5.600	0.000
1.000	1.000	50.30	0.000	0.000	DI2_165_168_L_0					
30 D	10.36	4.8938E-21	104.3	51.80	104.3	51.80	V-C	8.1679E+04	-5.800	0.000
1.000	1.000	51.80	0.000	0.000	DI2_165_168_L_0					
31 D	10.66	5.4759E-21	107.6	53.32	107.6	53.32	V-C	8.1679E+04	-6.000	0.000
1.000	1.000	53.32	0.000	0.000	DI2_165_168_L_0					
32 D	10.97	6.0491E-21	110.6	54.83	110.6	54.83	V-C	8.1679E+04	-6.200	0.000
1.000	1.000	54.83	0.000	0.000	DI2_165_168_L_0					
33 D	11.27	6.6064E-21	113.7	56.35	113.7	56.35	V-C	8.1679E+04	-6.400	0.000
1.000	1.000	56.35	0.000	0.000	DI2_165_168_L_0					
34 D	11.58	7.1396E-21	116.7	57.88	116.7	57.88	V-C	8.1679E+04	-6.600	0.000
1.000	1.000	57.88	0.000	0.000	DI2_165_168_L_0					
35 D	11.88	7.6404E-21	119.7	59.41	119.7	59.41	V-C	8.1679E+04	-6.800	0.000
1.000	1.000	59.41	0.000	0.000	DI2_165_168_L_0					
36 D	12.19	8.1000E-21	122.8	60.94	122.8	60.94	V-C	8.1679E+04	-7.000	0.000
1.000	1.000	60.94	0.000	0.000	DI2_165_168_L_0					
37 D	12.49	8.5095E-21	125.8	62.47	125.8	62.47	V-C	8.1679E+04	-7.200	0.000
1.000	1.000	62.47	0.000	0.000	DI2_165_168_L_0					
38 D	12.80	8.8598E-21	128.9	64.01	128.9	64.01	V-C	8.1679E+04	-7.400	0.000
1.000	1.000	64.01	0.000	0.000	DI2_165_168_L_0					
39 D	13.11	9.1430E-21	132.0	65.55	132.0	65.55	V-C	8.1679E+04	-7.600	0.000
1.000	1.000	65.55	0.000	0.000	DI2_165_168_L_0					
40 D	13.42	9.3591E-21	135.0	67.09	135.0	67.09	V-C	8.1679E+04	-7.800	0.000
1.000	1.000	67.09	0.000	0.000	DI2_165_168_L_0					
41 D	13.73	9.5103E-21	138.1	68.64	138.1	68.64	V-C	8.1679E+04	-8.000	0.000
1.000	1.000	68.64	0.000	0.000	DI2_165_168_L_0					
42 D	14.04	9.6025E-21	141.2	70.18	141.2	70.18	V-C	8.1679E+04	-8.200	0.000
1.000	1.000	70.18	0.000	0.000	DI2_165_168_L_0					
43 D	14.35	9.6421E-21	144.3	71.73	144.3	71.73	V-C	8.1679E+04	-8.400	0.000
1.000	1.000	71.73	0.000	0.000	DI2_165_168_L_0					
44 D	14.66	9.6352E-21	147.4	73.28	147.4	73.28	V-C	8.1679E+04	-8.600	0.000
1.000	1.000	73.28	0.000	0.000	DI2_165_168_L_0					
45 D	14.97	9.5875E-21	150.5	74.83	150.5	74.83	V-C	8.1679E+04	-8.800	0.000
1.000	1.000	74.83	0.000	0.000	DI2_165_168_L_0					
46 D	15.28	9.5044E-21	153.6	76.38	153.6	76.38	V-C	8.1679E+04	-9.000	0.000
1.000	1.000	76.38	0.000	0.000	DI2_165_168_L_0					
47 D	15.59	9.3909E-21	156.7	77.93	156.7	77.93	V-C	8.1679E+04	-9.200	0.000
1.000	1.000	77.93	0.000	0.000	DI2_165_168_L_0					
48 D	15.90	9.2516E-21	159.8	79.48	159.8	79.48	V-C	8.1679E+04	-9.400	0.000
1.000	1.000	79.48	0.000	0.000	DI2_165_168_L_0					
49 D	16.21	9.0909E-21	163.0	81.04	163.0	81.04	V-C	8.1679E+04	-9.600	0.000
1.000	1.000	81.04	0.000	0.000	DI2_165_168_L_0					
50 D	16.52	8.9125E-21	166.1	82.59	166.1	82.59	V-C	8.1679E+04	-9.800	0.000
1.000	1.000	82.59	0.000	0.000	DI2_165_168_L_0					
51 D	16.83	8.7199E-21	169.2	84.15	169.2	84.15	V-C	8.1679E+04	-10.00	0.000
1.000	1.000	84.15	0.000	0.000	DI2_165_168_L_0					
52 D	17.14	8.5163E-21	172.3	85.71	172.3	85.71	V-C	8.1679E+04	-10.20	0.000
1.000	1.000	85.71	0.000	0.000	DI2_165_168_L_0					
53 D	17.45	8.3044E-21	175.5	87.27	175.5	87.27	V-C	8.1679E+04	-10.40	0.000
1.000	1.000	87.27	0.000	0.000	DI2_165_168_L_0					
54 D	17.76	8.0866E-21	178.6	88.82	178.6	88.82	V-C	8.1679E+04	-10.60	0.000
1.000	1.000	88.82	0.000	0.000	DI2_165_168_L_0					
55 D	18.08	7.8647E-21	181.8	90.38	181.8	90.38	V-C	8.1679E+04	-10.80	0.000
1.000	1.000	90.38	0.000	0.000	DI2_165_168_L_0					
56 D	18.39	7.6404E-21	184.9	91.94	184.9	91.94	V-C	8.1679E+04	-11.00	0.000
1.000	1.000	91.94	0.000	0.000	DI2_165_168_L_0					
57 D	18.70	7.4147E-21	188.0	93.50	188.0	93.50	V-C	8.1679E+04	-11.20	0.000
1.000	1.000	93.50	0.000	0.000	DI2_165_168_L_0					
58 D	14.26	7.1886E-21	191.2	95.06	191.2	95.06	V-C	8.1679E+04	-11.40	0.000
1.000	1.000	95.06	0.000	0.000	DI2_165_168_L_0					
59 D	4.792	7.0755E-21	192.8	95.84	192.8	95.84	V-C	8.1679E+04	-11.50	0.000
1.000	1.000	95.84	0.000	0.000	DI2_165_168_L_0					

```
+-------------------------------------------------------------------------------------------------------------------------------+
|                   PARATIEPLUS(TM)   NLS ENGINE RELEASE  2018.0    FULL VERSION  *Build date:Nov 13, 2017*                    |
|                                                                                                                               |
|                                    NewProject.BaseDesignSection_28.SISMICASTR_1243                                            |
|                                   Exe Time : 4 September 2018 18:05:32                                                        |
+-------------------------------------------------------------------------------------------------------------------------------+
New Project


S T R E S S   R E S U L T S   F O R   G R O U P   N O.   2

0_R                                                          :
ELEMENT TYPE    5 NO.OF ELEMENTS. IN THIS GROUP   59
C U R R E N T   T I M E   I S      1.0000

 HARDENING 2D SOIL ELEMENT

 ****** TOTAL STRESS FORMULATION *****

  EL *   FORCE     DISPL-Y  VERTICAL-P  HORIZON.-P     MAX-V-P     MAX-H-P           STATE   STIFFNESS Z-LEVEL      PORE
E FACTOR    UFACTOR       Peq           Su_a         Su_p     LAYER
 ------------------------------------------------------------------------------------------------------------------------------
-------------------------------------------------------------------------------------------
   1 D  0.1633      1.0533E-20   0.000       1.633       0.000       1.633            V-C  2.2592E+04   0.000       0.000
1.000       1.000       1.633       0.000       0.000     DI1_164_167_L_0
   2 D   1.079      1.0072E-20   3.200       5.397       3.200       5.397            V-C  2.2592E+04 -0.2000       0.000
1.000       1.000       5.397       0.000       0.000     DI1_164_167_L_0
   3 D   1.763      9.6102E-21   6.400       8.816       6.400       8.816            V-C  2.2592E+04 -0.4000       0.000
1.000       1.000       8.816       0.000       0.000     DI1_164_167_L_0
   4 D   2.346      9.1484E-21   9.600       11.73       9.600       11.73            V-C  2.2592E+04 -0.6000       0.000
1.000       1.000       11.73       0.000       0.000     DI1_164_167_L_0
   5 D   2.834      8.6858E-21   12.80       14.17       12.80       14.17            V-C  2.2592E+04 -0.8000       0.000
1.000       1.000       14.17       0.000       0.000     DI1_164_167_L_0
   6 D   3.248      8.2217E-21   16.00       16.24       16.00       16.24            V-C  2.2592E+04  -1.000       0.000
1.000       1.000       16.24       0.000       0.000     DI1_164_167_L_0
   7 D   3.612      7.7553E-21   19.20       18.06       19.20       18.06            V-C  2.2592E+04  -1.200       0.000
1.000       1.000       18.06       0.000       0.000     DI1_164_167_L_0
   8 D   3.944      7.2858E-21   22.40       19.72       22.40       19.72            V-C  2.2592E+04  -1.400       0.000
1.000       1.000       19.72       0.000       0.000     DI1_164_167_L_0
   9 D   4.255      6.8120E-21   25.60       21.27       25.60       21.27            V-C  2.2592E+04  -1.600       0.000
1.000       1.000       21.27       0.000       0.000     DI1_164_167_L_0
  10 D   4.552      6.3328E-21   28.80       22.76       28.80       22.76            V-C  2.2592E+04  -1.800       0.000
1.000       1.000       22.76       0.000       0.000     DI1_164_167_L_0
  11 D   4.842      5.8469E-21   32.00       24.21       32.00       24.21            V-C  2.2592E+04  -2.000       0.000
1.000       1.000       24.21       0.000       0.000     DI1_164_167_L_0
  12 D   5.128      5.3530E-21   35.20       25.64       35.20       25.64            V-C  2.2592E+04  -2.200       0.000
1.000       1.000       25.64       0.000       0.000     DI1_164_167_L_0
  13 D   5.411      4.8494E-21   38.40       27.06       38.40       27.06            V-C  2.2592E+04  -2.400       0.000
1.000       1.000       27.06       0.000       0.000     DI1_164_167_L_0
  14 D   5.693      4.3347E-21   41.60       28.47       41.60       28.47            V-C  2.2592E+04  -2.600       0.000
1.000       1.000       28.47       0.000       0.000     DI1_164_167_L_0
  15 D   5.975      3.8077E-21   44.80       29.88       44.80       29.88            V-C  2.2592E+04  -2.800       0.000
1.000       1.000       29.88       0.000       0.000     DI1_164_167_L_0
  16 D   6.258      3.2691E-21   48.00       31.29       48.00       31.29            V-C  2.2592E+04  -3.000       0.000
1.000       1.000       31.29       0.000       0.000     DI1_164_167_L_0
  17 D   6.542      2.7200E-21   51.20       32.71       51.20       32.71            V-C  2.2592E+04  -3.200       0.000
1.000       1.000       32.71       0.000       0.000     DI1_164_167_L_0
  18 D   6.827      2.1615E-21   54.40       34.14       54.40       34.14            V-C  2.2592E+04  -3.400       0.000
1.000       1.000       34.14       0.000       0.000     DI1_164_167_L_0
  19 D   7.113      1.5946E-21   57.60       35.57       57.60       35.57            V-C  2.2592E+04  -3.600       0.000
1.000       1.000       35.57       0.000       0.000     DI1_164_167_L_0
  20 D   7.401      1.0204E-21   60.80       37.01       60.80       37.01            V-C  2.2592E+04  -3.800       0.000
1.000       1.000       37.01       0.000       0.000     DI1_164_167_L_0
  21 D   7.691      4.3995E-22   64.00       38.46       64.00       38.46            V-C  2.2592E+04  -4.000       0.000
1.000       1.000       38.46       0.000       0.000     DI1_164_167_L_0
  22 D   7.982     -1.4585E-22   67.20       39.91       67.20       39.91            V-C  2.2592E+04  -4.200       0.000
1.000       1.000       39.91       0.000       0.000     DI1_164_167_L_0
  23 D   8.275     -7.3593E-22   70.40       41.37       70.40       41.37            V-C  2.2592E+04  -4.400       0.000
1.000       1.000       41.37       0.000       0.000     DI1_164_167_L_0
  24 D   8.569     -1.3292E-21   73.60       42.84       73.60       42.84            V-C  2.2592E+04  -4.600       0.000
1.000       1.000       42.84       0.000       0.000     DI1_164_167_L_0
```

```
  25 D   8.864     -1.9248E-21   76.80       44.32       76.80       44.32          V-C  2.2592E+04  -4.800       0.000
1.000       1.000       44.32       0.000       0.000     DI1_164_167_L_0
  26 D   9.161     -2.5214E-21   80.00       45.81       80.00       45.81          V-C  4.8158E+04  -5.000       0.000
1.000       1.000       45.81       0.000       0.000     DI2_165_168_L_0
  27 D   9.460     -3.1179E-21   83.20       47.30       83.20       47.30          V-C  4.8158E+04  -5.200       0.000
1.000       1.000       47.30       0.000       0.000     DI2_165_168_L_0
  28 D   9.759     -3.7131E-21   86.40       48.79       86.40       48.79          V-C  4.8158E+04  -5.400       0.000
1.000       1.000       48.79       0.000       0.000     DI2_165_168_L_0
  29 D   10.06     -4.3056E-21   89.60       50.30       89.60       50.30          V-C  4.8158E+04  -5.600       0.000
1.000       1.000       50.30       0.000       0.000     DI2_165_168_L_0
  30 D   10.36     -4.8938E-21   92.80       51.80       92.80       51.80          V-C  4.8158E+04  -5.800       0.000
1.000       1.000       51.80       0.000       0.000     DI2_165_168_L_0
  31 D   10.66     -5.4759E-21   96.00       53.32       96.00       53.32          V-C  4.8158E+04  -6.000       0.000
1.000       1.000       53.32       0.000       0.000     DI2_165_168_L_0
  32 D   10.97     -6.0491E-21   99.20       54.83       99.20       54.83          V-C  4.8158E+04  -6.200       0.000
1.000       1.000       54.83       0.000       0.000     DI2_165_168_L_0
  33 D   11.27     -6.6064E-21   102.4       56.35       102.4       56.35          V-C  4.8158E+04  -6.400       0.000
1.000       1.000       56.35       0.000       0.000     DI2_165_168_L_0
  34 D   11.58     -7.1396E-21   105.6       57.88       105.6       57.88          V-C  4.8158E+04  -6.600       0.000
1.000       1.000       57.88       0.000       0.000     DI2_165_168_L_0
  35 D   11.88     -7.6404E-21   108.8       59.41       108.8       59.41          V-C  4.8158E+04  -6.800       0.000
1.000       1.000       59.41       0.000       0.000     DI2_165_168_L_0
  36 D   12.19     -8.1000E-21   112.0       60.94       112.0       60.94          V-C  4.8158E+04  -7.000       0.000
1.000       1.000       60.94       0.000       0.000     DI2_165_168_L_0
  37 D   12.49     -8.5095E-21   115.2       62.47       115.2       62.47          V-C  4.8158E+04  -7.200       0.000
1.000       1.000       62.47       0.000       0.000     DI2_165_168_L_0
  38 D   12.80     -8.8598E-21   118.4       64.01       118.4       64.01          V-C  4.8158E+04  -7.400       0.000
1.000       1.000       64.01       0.000       0.000     DI2_165_168_L_0
  39 D   13.11     -9.1430E-21   121.6       65.55       121.6       65.55          V-C  4.8158E+04  -7.600       0.000
1.000       1.000       65.55       0.000       0.000     DI2_165_168_L_0
  40 D   13.42     -9.3591E-21   124.8       67.09       124.8       67.09          V-C  4.8158E+04  -7.800       0.000
1.000       1.000       67.09       0.000       0.000     DI2_165_168_L_0
  41 D   13.73     -9.5103E-21   128.0       68.64       128.0       68.64          V-C  4.8158E+04  -8.000       0.000
1.000       1.000       68.64       0.000       0.000     DI2_165_168_L_0
  42 D   14.04     -9.6025E-21   131.2       70.18       131.2       70.18          V-C  4.8158E+04  -8.200       0.000
1.000       1.000       70.18       0.000       0.000     DI2_165_168_L_0
  43 D   14.35     -9.6421E-21   134.4       71.73       134.4       71.73          V-C  4.8158E+04  -8.400       0.000
1.000       1.000       71.73       0.000       0.000     DI2_165_168_L_0
  44 D   14.66     -9.6352E-21   137.6       73.28       137.6       73.28          V-C  4.8158E+04  -8.600       0.000
1.000       1.000       73.28       0.000       0.000     DI2_165_168_L_0
  45 D   14.97     -9.5875E-21   140.8       74.83       140.8       74.83          V-C  4.8158E+04  -8.800       0.000
1.000       1.000       74.83       0.000       0.000     DI2_165_168_L_0
  46 D   15.28     -9.5044E-21   144.0       76.38       144.0       76.38          V-C  4.8158E+04  -9.000       0.000
1.000       1.000       76.38       0.000       0.000     DI2_165_168_L_0
  47 D   15.59     -9.3909E-21   147.2       77.93       147.2       77.93          V-C  4.8158E+04  -9.200       0.000
1.000       1.000       77.93       0.000       0.000     DI2_165_168_L_0
  48 D   15.90     -9.2516E-21   150.4       79.48       150.4       79.48          V-C  4.8158E+04  -9.400       0.000
1.000       1.000       79.48       0.000       0.000     DI2_165_168_L_0
  49 D   16.21     -9.0909E-21   153.6       81.04       153.6       81.04          V-C  4.8158E+04  -9.600       0.000
1.000       1.000       81.04       0.000       0.000     DI2_165_168_L_0
  50 D   16.52     -8.9125E-21   156.8       82.59       156.8       82.59          V-C  4.8158E+04  -9.800       0.000
1.000       1.000       82.59       0.000       0.000     DI2_165_168_L_0
  51 D   16.83     -8.7199E-21   160.0       84.15       160.0       84.15          V-C  4.8158E+04  -10.00       0.000
1.000       1.000       84.15       0.000       0.000     DI2_165_168_L_0
  52 D   17.14     -8.5163E-21   163.2       85.71       163.2       85.71          V-C  4.8158E+04  -10.20       0.000
1.000       1.000       85.71       0.000       0.000     DI2_165_168_L_0
  53 D   17.45     -8.3044E-21   166.4       87.27       166.4       87.27          V-C  4.8158E+04  -10.40       0.000
1.000       1.000       87.27       0.000       0.000     DI2_165_168_L_0
  54 D   17.76     -8.0866E-21   169.6       88.82       169.6       88.82          V-C  4.8158E+04  -10.60       0.000
1.000       1.000       88.82       0.000       0.000     DI2_165_168_L_0
  55 D   18.08     -7.8647E-21   172.8       90.38       172.8       90.38          V-C  4.8158E+04  -10.80       0.000
1.000       1.000       90.38       0.000       0.000     DI2_165_168_L_0
  56 D   18.39     -7.6404E-21   176.0       91.94       176.0       91.94          V-C  4.8158E+04  -11.00       0.000
1.000       1.000       91.94       0.000       0.000     DI2_165_168_L_0
  57 D   18.70     -7.4147E-21   179.2       93.50       179.2       93.50          V-C  4.8158E+04  -11.20       0.000
1.000       1.000       93.50       0.000       0.000     DI2_165_168_L_0
  58 D   14.26     -7.1886E-21   182.4       95.06       182.4       95.06          V-C  4.8158E+04  -11.40       0.000
1.000       1.000       95.06       0.000       0.000     DI2_165_168_L_0
  59 D   4.792     -7.0755E-21   184.0       95.84       184.0       95.84          V-C  4.8158E+04  -11.50       0.000
1.000       1.000       95.84       0.000       0.000     DI2_165_168_L_0
```

```
+-------------------------------------------------------------------------------------------------------------------------+
|                   PARATIEPLUS(TM)   NLS ENGINE RELEASE  2018.0    FULL VERSION  *Build date:Nov 13, 2017*              |
|                                                                                                                         |
|                                    NewProject.BaseDesignSection_28.SISMICASTR_1243                                      |
|                                   Exe Time : 4 September 2018 18:05:32                                                  |
+-------------------------------------------------------------------------------------------------------------------------+
New Project


S T R E S S   R E S U L T S   F O R   G R O U P   N O.   3

WallElement_33                                                :
ELEMENT TYPE    2 NO.OF ELEMENTS. IN THIS GROUP   58
C U R R E N T   T I M E   I S     1.0000

 WALL2D ELEMENT

   EL      TA          TB          MA          MB
-----------------------------------------------------
    1-3.00670E-17 3.00670E-17 6.43710E-28-6.01340E-18
    2-8.70564E-17 8.70564E-17 6.01340E-18-2.34247E-17
    3-1.40901E-16 1.40901E-16 2.34247E-17-5.16049E-17
    4-1.91601E-16 1.91601E-16 5.16049E-17-8.99252E-17
    5-2.39157E-16 2.39157E-16 8.99252E-17-1.37757E-16
    6-2.83568E-16 2.83568E-16 1.37757E-16-1.94470E-16
    7-3.24834E-16 3.24834E-16 1.94470E-16-2.59437E-16
    8-3.62957E-16 3.62957E-16 2.59437E-16-3.32028E-16
    9-3.97937E-16 3.97937E-16 3.32028E-16-4.11616E-16
   10-4.29776E-16 4.29776E-16 4.11616E-16-4.97571E-16
   11-4.58477E-16 4.58477E-16 4.97571E-16-5.89266E-16
   12-4.84043E-16 4.84043E-16 5.89266E-16-6.86075E-16
   13-5.06482E-16 5.06482E-16 6.86075E-16-7.87371E-16
   14 3.62379E-16-3.62379E-16 7.87371E-16-7.14896E-16
   15 3.46171E-16-3.46171E-16 7.14896E-16-6.45661E-16
   16 3.33062E-16-3.33062E-16 6.45661E-16-5.79049E-16
   17 3.23035E-16-3.23035E-16 5.79049E-16-5.14441E-16
   18 3.16072E-16-3.16072E-16 5.14441E-16-4.51227E-16
   19 3.12148E-16-3.12148E-16 4.51227E-16-3.88798E-16
   20 3.11237E-16-3.11237E-16 3.88798E-16-3.26551E-16
   21 3.13307E-16-3.13307E-16 3.26551E-16-2.63889E-16
   22 3.18320E-16-3.18320E-16 2.63889E-16-2.00225E-16
   23 3.26236E-16-3.26236E-16 2.00225E-16-1.34978E-16
   24 3.37006E-16-3.37006E-16 1.34978E-16-6.75768E-17
   25 3.50576E-16-3.50576E-16 6.75768E-17 2.53835E-18
   26 3.88071E-16-3.88071E-16-2.53835E-18 8.01522E-17
   27 4.31715E-16-4.31715E-16-8.01522E-17 1.66495E-16
   28 4.81340E-16-4.81340E-16-1.66495E-16 2.62763E-16
   29 5.36762E-16-5.36762E-16-2.62763E-16 3.70116E-16
   30 5.97784E-16-5.97784E-16-3.70116E-16 4.89672E-16
   31 2.44055E-15-2.44055E-15-4.89672E-16 9.77779E-16
   32 2.51210E-15-2.51210E-15-9.77779E-16 1.48020E-15
   33 2.58857E-15-2.58857E-15-1.48020E-15 1.99791E-15
   34 2.66968E-15-2.66968E-15-1.99791E-15 2.53185E-15
   35 2.75517E-15-2.75517E-15-2.53185E-15 3.08288E-15
   36 2.84476E-15-2.84476E-15-3.08288E-15 3.65183E-15
   37 2.93816E-15-2.93816E-15-3.65183E-15 4.23947E-15
   38-5.17646E-16 5.17646E-16-4.23947E-15 4.13594E-15
   39-4.17519E-16 4.17519E-16-4.13594E-15 4.05243E-15
   40-2.09083E-15 2.09083E-15-4.05243E-15 3.63427E-15
   41-1.98515E-15 1.98515E-15-3.63427E-15 3.23724E-15
   42-1.87712E-15 1.87712E-15-3.23724E-15 2.86181E-15
   43-1.76702E-15 1.76702E-15-2.86181E-15 2.50841E-15
   44-1.65512E-15 1.65512E-15-2.50841E-15 2.17739E-15
   45-1.54165E-15 1.54165E-15-2.17739E-15 1.86906E-15
   46-1.42684E-15 1.42684E-15-1.86906E-15 1.58369E-15
   47-1.31091E-15 1.31091E-15-1.58369E-15 1.32151E-15
   48-1.19405E-15 1.19405E-15-1.32151E-15 1.08270E-15
   49-1.07642E-15 1.07642E-15-1.08270E-15 8.67416E-16
   50-9.58159E-16 9.58159E-16-8.67416E-16 6.75785E-16
   51-8.39399E-16 8.39399E-16-6.75785E-16 5.07900E-16
   52-7.20239E-16 7.20239E-16-5.07900E-16 3.63860E-16
```

```
53-6.00755E-16 6.00755E-16-3.63860E-16 2.43709E-16
54-4.81009E-16 4.81009E-16-2.43709E-16 1.47507E-16
55-3.61041E-16 3.61041E-16-1.47507E-16 7.52988E-17
56-2.40879E-16 2.40879E-16-7.52988E-17 2.71229E-17
57-1.20538E-16 1.20538E-16-2.71229E-17 3.01536E-18
58-3.01506E-17 3.01506E-17-3.01536E-18-2.51173E-27
```

```
+-------------------------------------------------------------------------------------------------------------------------+
|                   PARATIEPLUS(TM)   NLS ENGINE RELEASE  2018.0    FULL VERSION  *Build date:Nov 13, 2017*               |
|                                                                                                                         |
|                                    NewProject.BaseDesignSection_28.SISMICASTR_1243                                      |
|                                   Exe Time : 4 September 2018 18:05:32                                                  |
+-------------------------------------------------------------------------------------------------------------------------+
New Project


S T R E S S    R E S U L T S    F O R    G R O U P    N O.    4

Tieback_175                                                 :
ELEMENT TYPE    6 NO.OF ELEMENTS. IN THIS GROUP    1
C U R R E N T    T I M E    I S      1.0000

 POST-TENSION 2D-BOUNDARY ELEMENT

         EL    FORCE          d0          EDISPL     pl. eps          K     -ve limit   +ve limit
-----------------------------------------------------------------------------------------------------------

***** NO ONE ELEMENT ACTIVE AT CURRENT STEP *****

ITER     0 RNORM = 0.000     RMNORM= 0.000
           RINORM=0.1402E+05 RIMNOR=0.2922E-27
           RENORM= 66.56     REMNOR=0.2211E-52 RATIO =0.6891E-01 TOLER =0.1000E-03  NOT CONVERGED
           RFMAX = 18.70     RMMAX =0.4239E-14
           RTSMAL=0.1000E-03 RMSMAL=0.1000E-19
           RDT   =0.1402E+05 RDR   =0.1000E-19
           RATIOT=0.6891E-01 RATIOR= 0.000
           MAX UN= 3.248     IEQ=    11 NODE      6 DOF   1  Y-DISPL.F
           MIN UN=-.9021E-27 IEQ=    84 NODE     42 DOF   2   X-ROT. F
           NO. OF CONTACT CONSTRAINT VIOLATIONS     0


ITER     2 RNORM = 0.000     RMNORM= 0.000
           RINORM=0.1402E+05 RIMNOR=0.2922E-27
           RENORM=0.6325     REMNOR=0.7756E-21 RATIO =0.6717E-02 TOLER =0.1000E-03  NOT CONVERGED
           RFMAX = 18.70     RMMAX =0.4239E-14
           RTSMAL=0.1000E-03 RMSMAL=0.1000E-19
           RDT   =0.1402E+05 RDR   =0.1000E-19
           RATIOT=0.6717E-02 RATIOR= 0.000
           MAX UN=0.6000     IEQ=     1 NODE      1 DOF   1  Y-DISPL.F
           MIN UN=-.1088E-09 IEQ=    29 NODE     15 DOF   1  Y-DISPL.F
           NO. OF CONTACT CONSTRAINT VIOLATIONS     0


ITER     3 RNORM = 0.000     RMNORM= 0.000
           RINORM=0.1402E+05 RIMNOR=0.2922E-27
           RENORM=0.3742E-19 REMNOR=0.1391E-21 RATIO =0.1634E-11 TOLER =0.1000E-03      CONVERGED !
           RFMAX = 18.70     RMMAX =0.4239E-14
           RTSMAL=0.1000E-03 RMSMAL=0.1000E-19
           RDT   =0.1402E+05 RDR   =0.1000E-19
           RATIOT=0.1634E-11 RATIOR= 0.000
           MAX UN=0.8571E-10 IEQ=     9 NODE      5 DOF   1  Y-DISPL.F
           MIN UN=-.6518E-10 IEQ=     7 NODE      4 DOF   1  Y-DISPL.F
           NO. OF CONTACT CONSTRAINT VIOLATIONS     0
```

```
+-----------------------------------------------------------------------------------------------------------------------+
|                   PARATIEPLUS(TM)   NLS ENGINE RELEASE  2018.0    FULL VERSION  *Build date:Nov 13, 2017*              |
|                                                                                                                       |
|                                    NewProject.BaseDesignSection_28.SISMICASTR_1243                                    |
|                                   Exe Time : 4 September 2018 18:05:32                                                |
+-----------------------------------------------------------------------------------------------------------------------+
New Project
SOLUTION REACHED USING     3 ITERATIONS ON   40

P R I N T   O U T   F O R   T I M E   S T E P    2     ( AT TIME   2.000     )

PRINT OUT OF ACTIVE COMPONENTS (FIXED NODES ARE NOT PRINTED OUT)

          Y-DISPL.F        X-ROT. F
           (02)            (04)            (
    1   1.2623553E-04  -2.2110625E-05
    2   1.2181340E-04  -2.2110613E-05
    3   1.1739140E-04  -2.2108804E-05
    4   1.1297038E-04  -2.2099443E-05
    5   1.0855300E-04  -2.2069455E-05
    6   1.0414548E-04  -2.1996298E-05
    7   9.9759401E-05  -2.1849334E-05
    8   9.5411699E-05  -2.1613100E-05
    9   9.1119627E-05  -2.1294865E-05
   10   8.6898496E-05  -2.0905472E-05
   11   8.2761498E-05  -2.0455188E-05
   12   7.8719848E-05  -1.9953501E-05
   13   7.4782951E-05  -1.9409019E-05
   14   7.0958581E-05  -1.8829428E-05
   15   6.7253071E-05  -1.8221465E-05
   16   6.3671500E-05  -1.7590920E-05
   17   6.0217868E-05  -1.6942636E-05
   18   5.6895349E-05  -1.6280546E-05
   19   5.3706369E-05  -1.5607668E-05
   20   5.0652858E-05  -1.4926150E-05
   21   4.7736413E-05  -1.4237294E-05
   22   4.4958412E-05  -1.3541580E-05
   23   4.2320257E-05  -1.2838717E-05
   24   3.9823471E-05  -1.2127661E-05
   25   3.7469856E-05  -1.1406662E-05
   26   3.5261631E-05  -1.0673296E-05
   27   3.3201128E-05  -9.9312260E-06
   28   3.1289106E-05  -9.1898366E-06
   29   2.9524609E-05  -8.4572121E-06
   30   2.7905179E-05  -7.7402216E-06
   31   2.6427095E-05  -7.0446181E-06
   32   2.5085597E-05  -6.3751371E-06
   33   2.3875052E-05  -5.7355749E-06
   34   2.2789174E-05  -5.1288976E-06
   35   2.1821154E-05  -4.5573124E-06
   36   2.0963808E-05  -4.0223516E-06
   37   2.0209713E-05  -3.5249508E-06
   38   1.9551301E-05  -3.0655105E-06
   39   1.8980981E-05  -2.6439769E-06
   40   1.8491213E-05  -2.2598932E-06
   41   1.8074581E-05  -1.9124579E-06
   42   1.7723860E-05  -1.6005762E-06
   43   1.7432070E-05  -1.3229063E-06
   44   1.7192520E-05  -1.0779006E-06
   45   1.6998847E-05  -8.6384388E-07
   46   1.6845043E-05  -6.7888160E-07
   47   1.6725485E-05  -5.2105482E-07
   48   1.6634949E-05  -3.8832030E-07
   49   1.6568625E-05  -2.7857255E-07
   50   1.6522131E-05  -1.8966184E-07
   51   1.6491516E-05  -1.1940695E-07
   52   1.6473270E-05  -6.5608419E-08
   53   1.6464323E-05  -2.6062544E-08
   54   1.6462043E-05   1.4464800E-09
   55   1.6464246E-05   1.9123800E-08
   56   1.6469184E-05   2.9170516E-08
```

```
57   1.6475552E-05   3.3779191E-08
58   1.6482479E-05   3.5132673E-08
59   1.6485997E-05   3.5200264E-08
```

```
+-------------------------------------------------------------------------------------------------------------------------------+
|                   PARATIEPLUS(TM)   NLS ENGINE RELEASE  2018.0    FULL VERSION  *Build date:Nov 13, 2017*                    |
|                                                                                                                               |
|                                    NewProject.BaseDesignSection_28.SISMICASTR_1243                                            |
|                                   Exe Time : 4 September 2018 18:05:32                                                        |
+-------------------------------------------------------------------------------------------------------------------------------+
New Project


S T R E S S   R E S U L T S   F O R   G R O U P   N O.   1

0_L                                                              :
ELEMENT TYPE    5 NO.OF ELEMENTS. IN THIS GROUP   59
C U R R E N T   T I M E   I S      2.0000

 HARDENING 2D SOIL ELEMENT

 ****** TOTAL STRESS FORMULATION *****

  EL *   FORCE     DISPL-Y  VERTICAL-P  HORIZON.-P     MAX-V-P     MAX-H-P           STATE   STIFFNESS Z-LEVEL      PORE
E FACTOR    UFACTOR       Peq           Su_a         Su_p     LAYER
 ------------------------------------------------------------------------------------------------------------------------------
-------------------------------------------------------------------------------------------
   1 D  1.4150E-03 -1.2624E-04  4.2494E-02  1.4150E-02  4.2494E-02   1.633          ACTIVE   0.000       0.000       0.000
1.000       1.000      1.4150E-02   0.000       0.000     DI1_164_167_L_0
   2 D  0.2187     -1.2181E-04   3.284       1.094       3.284       5.397          ACTIVE   0.000     -0.2000       0.000
1.000       1.000       1.094       0.000       0.000     DI1_164_167_L_0
   3 D  0.4902     -1.1739E-04   6.689       2.451       6.689       8.816           UL-RL  5.4221E+04 -0.4000       0.000
1.000       1.000       2.451       0.000       0.000     DI1_164_167_L_0
   4 D   1.121     -1.1297E-04   10.30       5.606       10.30       11.73           UL-RL  5.4221E+04 -0.6000       0.000
1.000       1.000       5.606       0.000       0.000     DI1_164_167_L_0
   5 D   1.657     -1.0855E-04   14.07       8.283       14.07       14.17           UL-RL  5.4221E+04 -0.8000       0.000
1.000       1.000       8.283       0.000       0.000     DI1_164_167_L_0
   6 D   2.119     -1.0415E-04   17.90       10.59       17.90       16.24           UL-RL  5.4221E+04  -1.000       0.000
1.000       1.000       10.59       0.000       0.000     DI1_164_167_L_0
   7 D   2.531     -9.9759E-05   21.73       12.65       21.73       18.06           UL-RL  5.4221E+04  -1.200       0.000
1.000       1.000       12.65       0.000       0.000     DI1_164_167_L_0
   8 D   2.909     -9.5412E-05   25.59       14.55       25.59       19.72           UL-RL  5.4221E+04  -1.400       0.000
1.000       1.000       14.55       0.000       0.000     DI1_164_167_L_0
   9 D   3.266     -9.1120E-05   29.87       16.33       29.87       21.27           UL-RL  5.4221E+04  -1.600       0.000
1.000       1.000       16.33       0.000       0.000     DI1_164_167_L_0
  10 D   3.610     -8.6898E-05   33.96       18.05       33.96       22.76           UL-RL  5.4221E+04  -1.800       0.000
1.000       1.000       18.05       0.000       0.000     DI1_164_167_L_0
  11 D   3.945     -8.2761E-05   37.91       19.72       37.91       24.21           UL-RL  5.4221E+04  -2.000       0.000
1.000       1.000       19.72       0.000       0.000     DI1_164_167_L_0
  12 D   4.274     -7.8720E-05   41.75       21.37       41.75       25.64           UL-RL  5.4221E+04  -2.200       0.000
1.000       1.000       21.37       0.000       0.000     DI1_164_167_L_0
  13 D   4.600     -7.4783E-05   45.50       23.00       45.50       27.06           UL-RL  5.4221E+04  -2.400       0.000
1.000       1.000       23.00       0.000       0.000     DI1_164_167_L_0
  14 D   4.924     -7.0959E-05   49.18       24.62       49.18       28.47           UL-RL  5.4221E+04  -2.600       0.000
1.000       1.000       24.62       0.000       0.000     DI1_164_167_L_0
  15 D   5.246     -6.7253E-05   52.81       26.23       52.81       29.88           UL-RL  5.4221E+04  -2.800       0.000
1.000       1.000       26.23       0.000       0.000     DI1_164_167_L_0
  16 D   5.568     -6.3672E-05   56.40       27.84       56.40       31.29           UL-RL  5.4221E+04  -3.000       0.000
1.000       1.000       27.84       0.000       0.000     DI1_164_167_L_0
  17 D   5.889     -6.0218E-05   60.10       29.44       60.10       32.71           UL-RL  5.4221E+04  -3.200       0.000
1.000       1.000       29.44       0.000       0.000     DI1_164_167_L_0
  18 D   6.210     -5.6895E-05   63.60       31.05       63.60       34.14           UL-RL  5.4221E+04  -3.400       0.000
1.000       1.000       31.05       0.000       0.000     DI1_164_167_L_0
  19 D   6.531     -5.3706E-05   67.08       32.66       67.08       35.57           UL-RL  5.4221E+04  -3.600       0.000
1.000       1.000       32.66       0.000       0.000     DI1_164_167_L_0
  20 D   6.852     -5.0653E-05   70.54       34.26       70.54       37.01           UL-RL  5.4221E+04  -3.800       0.000
1.000       1.000       34.26       0.000       0.000     DI1_164_167_L_0
  21 D   7.173     -4.7736E-05   73.85       35.87       73.85       38.46           UL-RL  5.4221E+04  -4.000       0.000
1.000       1.000       35.87       0.000       0.000     DI1_164_167_L_0
  22 D   7.495     -4.4958E-05   77.28       37.47       77.28       39.91           UL-RL  5.4221E+04  -4.200       0.000
1.000       1.000       37.47       0.000       0.000     DI1_164_167_L_0
  23 D   7.816     -4.2320E-05   80.69       39.08       80.69       41.37           UL-RL  5.4221E+04  -4.400       0.000
1.000       1.000       39.08       0.000       0.000     DI1_164_167_L_0
  24 D   8.137     -3.9823E-05   84.09       40.69       84.09       42.84           UL-RL  5.4221E+04  -4.600       0.000
1.000       1.000       40.69       0.000       0.000     DI1_164_167_L_0
```

25 D	8.458	-3.7470E-05	87.48	42.29	87.48	44.32	UL-RL	5.4221E+04	-4.800	0.000	
1.000	1.000	42.29	0.000	0.000	DI1_164_167_L_0						
26 D	8.240	-3.5262E-05	90.86	41.20	90.86	45.81	UL-RL	1.3069E+05	-5.000	0.000	
1.000	1.000	41.20	0.000	0.000	DI2_165_168_L_0						
27 D	8.592	-3.3201E-05	94.22	42.96	94.22	47.30	UL-RL	1.3069E+05	-5.200	0.000	
1.000	1.000	42.96	0.000	0.000	DI2_165_168_L_0						
28 D	8.941	-3.1289E-05	97.58	44.71	97.58	48.79	UL-RL	1.3069E+05	-5.400	0.000	
1.000	1.000	44.71	0.000	0.000	DI2_165_168_L_0						
29 D	9.288	-2.9525E-05	100.9	46.44	100.9	50.30	UL-RL	1.3069E+05	-5.600	0.000	
1.000	1.000	46.44	0.000	0.000	DI2_165_168_L_0						
30 D	9.632	-2.7905E-05	104.3	48.16	104.3	51.80	UL-RL	1.3069E+05	-5.800	0.000	
1.000	1.000	48.16	0.000	0.000	DI2_165_168_L_0						
31 D	9.973	-2.6427E-05	107.6	49.86	107.6	53.32	UL-RL	1.3069E+05	-6.000	0.000	
1.000	1.000	49.86	0.000	0.000	DI2_165_168_L_0						
32 D	10.31	-2.5086E-05	110.6	51.56	110.6	54.83	UL-RL	1.3069E+05	-6.200	0.000	
1.000	1.000	51.56	0.000	0.000	DI2_165_168_L_0						
33 D	10.65	-2.3875E-05	113.7	53.23	113.7	56.35	UL-RL	1.3069E+05	-6.400	0.000	
1.000	1.000	53.23	0.000	0.000	DI2_165_168_L_0						
34 D	10.98	-2.2789E-05	116.7	54.90	116.7	57.88	UL-RL	1.3069E+05	-6.600	0.000	
1.000	1.000	54.90	0.000	0.000	DI2_165_168_L_0						
35 D	11.31	-2.1821E-05	119.7	56.56	119.7	59.41	UL-RL	1.3069E+05	-6.800	0.000	
1.000	1.000	56.56	0.000	0.000	DI2_165_168_L_0						
36 D	11.64	-2.0964E-05	122.8	58.20	122.8	60.94	UL-RL	1.3069E+05	-7.000	0.000	
1.000	1.000	58.20	0.000	0.000	DI2_165_168_L_0						
37 D	11.97	-2.0210E-05	125.8	59.83	125.8	62.47	UL-RL	1.3069E+05	-7.200	0.000	
1.000	1.000	59.83	0.000	0.000	DI2_165_168_L_0						
38 D	12.29	-1.9551E-05	128.9	61.46	128.9	64.01	UL-RL	1.3069E+05	-7.400	0.000	
1.000	1.000	61.46	0.000	0.000	DI2_165_168_L_0						
39 D	12.61	-1.8981E-05	132.0	63.07	132.0	65.55	UL-RL	1.3069E+05	-7.600	0.000	
1.000	1.000	63.07	0.000	0.000	DI2_165_168_L_0						
40 D	12.94	-1.8491E-05	135.0	64.68	135.0	67.09	UL-RL	1.3069E+05	-7.800	0.000	
1.000	1.000	64.68	0.000	0.000	DI2_165_168_L_0						
41 D	13.25	-1.8075E-05	138.1	66.27	138.1	68.64	UL-RL	1.3069E+05	-8.000	0.000	
1.000	1.000	66.27	0.000	0.000	DI2_165_168_L_0						
42 D	13.57	-1.7724E-05	141.2	67.86	141.2	70.18	UL-RL	1.3069E+05	-8.200	0.000	
1.000	1.000	67.86	0.000	0.000	DI2_165_168_L_0						
43 D	13.89	-1.7432E-05	144.3	69.45	144.3	71.73	UL-RL	1.3069E+05	-8.400	0.000	
1.000	1.000	69.45	0.000	0.000	DI2_165_168_L_0						
44 D	14.21	-1.7193E-05	147.4	71.03	147.4	73.28	UL-RL	1.3069E+05	-8.600	0.000	
1.000	1.000	71.03	0.000	0.000	DI2_165_168_L_0						
45 D	14.52	-1.6999E-05	150.5	72.61	150.5	74.83	UL-RL	1.3069E+05	-8.800	0.000	
1.000	1.000	72.61	0.000	0.000	DI2_165_168_L_0						
46 D	14.84	-1.6845E-05	153.6	74.18	153.6	76.38	UL-RL	1.3069E+05	-9.000	0.000	
1.000	1.000	74.18	0.000	0.000	DI2_165_168_L_0						
47 D	15.15	-1.6725E-05	156.7	75.75	156.7	77.93	UL-RL	1.3069E+05	-9.200	0.000	
1.000	1.000	75.75	0.000	0.000	DI2_165_168_L_0						
48 D	15.46	-1.6635E-05	159.8	77.31	159.8	79.48	UL-RL	1.3069E+05	-9.400	0.000	
1.000	1.000	77.31	0.000	0.000	DI2_165_168_L_0						
49 D	15.77	-1.6569E-05	163.0	78.87	163.0	81.04	UL-RL	1.3069E+05	-9.600	0.000	
1.000	1.000	78.87	0.000	0.000	DI2_165_168_L_0						
50 D	16.09	-1.6522E-05	166.1	80.44	166.1	82.59	UL-RL	1.3069E+05	-9.800	0.000	
1.000	1.000	80.44	0.000	0.000	DI2_165_168_L_0						
51 D	16.40	-1.6492E-05	169.2	82.00	169.2	84.15	UL-RL	1.3069E+05	-10.00	0.000	
1.000	1.000	82.00	0.000	0.000	DI2_165_168_L_0						
52 D	16.71	-1.6473E-05	172.3	83.56	172.3	85.71	UL-RL	1.3069E+05	-10.20	0.000	
1.000	1.000	83.56	0.000	0.000	DI2_165_168_L_0						
53 D	17.02	-1.6464E-05	175.5	85.11	175.5	87.27	UL-RL	1.3069E+05	-10.40	0.000	
1.000	1.000	85.11	0.000	0.000	DI2_165_168_L_0						
54 D	17.33	-1.6462E-05	178.6	86.67	178.6	88.82	UL-RL	1.3069E+05	-10.60	0.000	
1.000	1.000	86.67	0.000	0.000	DI2_165_168_L_0						
55 D	17.65	-1.6464E-05	181.8	88.23	181.8	90.38	UL-RL	1.3069E+05	-10.80	0.000	
1.000	1.000	88.23	0.000	0.000	DI2_165_168_L_0						
56 D	17.96	-1.6469E-05	184.9	89.79	184.9	91.94	UL-RL	1.3069E+05	-11.00	0.000	
1.000	1.000	89.79	0.000	0.000	DI2_165_168_L_0						
57 D	18.27	-1.6476E-05	188.0	91.35	188.0	93.50	UL-RL	1.3069E+05	-11.20	0.000	
1.000	1.000	91.35	0.000	0.000	DI2_165_168_L_0						
58 D	13.94	-1.6482E-05	191.2	92.91	191.2	95.06	UL-RL	1.3069E+05	-11.40	0.000	
1.000	1.000	92.91	0.000	0.000	DI2_165_168_L_0						
59 D	4.684	-1.6486E-05	192.8	93.69	192.8	95.84	UL-RL	1.3069E+05	-11.50	0.000	
1.000	1.000	93.69	0.000	0.000	DI2_165_168_L_0						

```
+-------------------------------------------------------------------------------------------------------------------------------+
|                   PARATIEPLUS(TM)   NLS ENGINE RELEASE  2018.0    FULL VERSION  *Build date:Nov 13, 2017*                    |
|                                                                                                                               |
|                                    NewProject.BaseDesignSection_28.SISMICASTR_1243                                            |
|                                   Exe Time : 4 September 2018 18:05:32                                                        |
+-------------------------------------------------------------------------------------------------------------------------------+
New Project


S T R E S S   R E S U L T S   F O R   G R O U P   N O.   2

0_R                                                              :
ELEMENT TYPE    5 NO.OF ELEMENTS. IN THIS GROUP   59
C U R R E N T   T I M E   I S      2.0000

 HARDENING 2D SOIL ELEMENT

 ****** TOTAL STRESS FORMULATION *****

  EL *   FORCE     DISPL-Y  VERTICAL-P  HORIZON.-P     MAX-V-P     MAX-H-P           STATE   STIFFNESS Z-LEVEL      PORE
E FACTOR    UFACTOR       Peq           Su_a         Su_p     LAYER
 ------------------------------------------------------------------------------------------------------------------------------
-------------------------------------------------------------------------------------------
   1     0.000         --          --          --          --          --          REMOVED     --        0.000       0.000
1.000       1.000       0.000       0.000       0.000     not available
   2     0.000         --          --          --          --          --          REMOVED     --       -0.2000      0.000
1.000       1.000       0.000       0.000       0.000     not available
   3     0.000         --          --          --          --          --          REMOVED     --       -0.4000      0.000
1.000       1.000       0.000       0.000       0.000     not available
   4     0.000         --          --          --          --          --          REMOVED     --       -0.6000      0.000
1.000       1.000       0.000       0.000       0.000     not available
   5     0.000         --          --          --          --          --          REMOVED     --       -0.8000      0.000
1.000       1.000       0.000       0.000       0.000     not available
   6 D   0.000      1.0415E-04   0.000       0.000       16.00       16.24         PASSIVE   0.000      -1.000       0.000
1.000       1.000       0.000       0.000       0.000     DI1_164_167_L_0
   7 D   2.744      9.9759E-05   3.200       13.72       19.20       18.06         PASSIVE   0.000      -1.200       0.000
1.000       1.000       13.72       0.000       0.000     DI1_164_167_L_0
   8 D   3.591      9.5412E-05   6.400       17.95       22.40       19.72           UL-RL  3.6147E+04  -1.400       0.000
1.000       1.000       17.95       0.000       0.000     DI1_164_167_L_0
   9 D   3.921      9.1120E-05   9.600       19.60       25.60       21.27           UL-RL  3.6147E+04  -1.600       0.000
1.000       1.000       19.60       0.000       0.000     DI1_164_167_L_0
  10 D   4.221      8.6898E-05   12.80       21.10       28.80       22.76           UL-RL  3.6147E+04  -1.800       0.000
1.000       1.000       21.10       0.000       0.000     DI1_164_167_L_0
  11 D   4.503      8.2761E-05   16.00       22.52       32.00       24.21           UL-RL  3.6147E+04  -2.000       0.000
1.000       1.000       22.52       0.000       0.000     DI1_164_167_L_0
  12 D   4.777      7.8720E-05   19.20       23.88       35.20       25.64           UL-RL  3.6147E+04  -2.200       0.000
1.000       1.000       23.88       0.000       0.000     DI1_164_167_L_0
  13 D   5.045      7.4783E-05   22.40       25.22       38.40       27.06           UL-RL  3.6147E+04  -2.400       0.000
1.000       1.000       25.22       0.000       0.000     DI1_164_167_L_0
  14 D   5.310      7.0959E-05   25.60       26.55       41.60       28.47           UL-RL  3.6147E+04  -2.600       0.000
1.000       1.000       26.55       0.000       0.000     DI1_164_167_L_0
  15 D   5.574      6.7253E-05   28.80       27.87       44.80       29.88           UL-RL  3.6147E+04  -2.800       0.000
1.000       1.000       27.87       0.000       0.000     DI1_164_167_L_0
  16 D   5.838      6.3672E-05   32.00       29.19       48.00       31.29           UL-RL  3.6147E+04  -3.000       0.000
1.000       1.000       29.19       0.000       0.000     DI1_164_167_L_0
  17 D   6.103      6.0218E-05   35.20       30.51       51.20       32.71           UL-RL  3.6147E+04  -3.200       0.000
1.000       1.000       30.51       0.000       0.000     DI1_164_167_L_0
  18 D   6.369      5.6895E-05   38.40       31.84       54.40       34.14           UL-RL  3.6147E+04  -3.400       0.000
1.000       1.000       31.84       0.000       0.000     DI1_164_167_L_0
  19 D   6.637      5.3706E-05   41.60       33.18       57.60       35.57           UL-RL  3.6147E+04  -3.600       0.000
1.000       1.000       33.18       0.000       0.000     DI1_164_167_L_0
  20 D   6.907      5.0653E-05   44.80       34.53       60.80       37.01           UL-RL  3.6147E+04  -3.800       0.000
1.000       1.000       34.53       0.000       0.000     DI1_164_167_L_0
  21 D   7.179      4.7736E-05   48.00       35.89       64.00       38.46           UL-RL  3.6147E+04  -4.000       0.000
1.000       1.000       35.89       0.000       0.000     DI1_164_167_L_0
  22 D   7.453      4.4958E-05   51.20       37.26       67.20       39.91           UL-RL  3.6147E+04  -4.200       0.000
1.000       1.000       37.26       0.000       0.000     DI1_164_167_L_0
  23 D   7.729      4.2320E-05   54.40       38.65       70.40       41.37           UL-RL  3.6147E+04  -4.400       0.000
1.000       1.000       38.65       0.000       0.000     DI1_164_167_L_0
  24 D   8.008      3.9823E-05   57.60       40.04       73.60       42.84           UL-RL  3.6147E+04  -4.600       0.000
1.000       1.000       40.04       0.000       0.000     DI1_164_167_L_0
```

25 D	8.289	3.7470E-05	60.80	41.44	76.80	44.32	UL-RL	3.6147E+04	-4.800	0.000	
1.000	1.000	41.44	0.000	0.000	DI1_164_167_L_0						
26 D	8.860	3.5262E-05	64.00	44.30	80.00	45.81	UL-RL	7.7052E+04	-5.000	0.000	
1.000	1.000	44.30	0.000	0.000	DI2_165_168_L_0						
27 D	9.129	3.3201E-05	67.20	45.64	83.20	47.30	UL-RL	7.7052E+04	-5.200	0.000	
1.000	1.000	45.64	0.000	0.000	DI2_165_168_L_0						
28 D	9.400	3.1289E-05	70.40	47.00	86.40	48.79	UL-RL	7.7052E+04	-5.400	0.000	
1.000	1.000	47.00	0.000	0.000	DI2_165_168_L_0						
29 D	9.675	2.9525E-05	73.60	48.38	89.60	50.30	UL-RL	7.7052E+04	-5.600	0.000	
1.000	1.000	48.38	0.000	0.000	DI2_165_168_L_0						
30 D	9.953	2.7905E-05	76.80	49.77	92.80	51.80	UL-RL	7.7052E+04	-5.800	0.000	
1.000	1.000	49.77	0.000	0.000	DI2_165_168_L_0						
31 D	10.23	2.6427E-05	80.00	51.17	96.00	53.32	UL-RL	7.7052E+04	-6.000	0.000	
1.000	1.000	51.17	0.000	0.000	DI2_165_168_L_0						
32 D	10.52	2.5086E-05	83.20	52.59	99.20	54.83	UL-RL	7.7052E+04	-6.200	0.000	
1.000	1.000	52.59	0.000	0.000	DI2_165_168_L_0						
33 D	10.80	2.3875E-05	86.40	54.02	102.4	56.35	UL-RL	7.7052E+04	-6.400	0.000	
1.000	1.000	54.02	0.000	0.000	DI2_165_168_L_0						
34 D	11.09	2.2789E-05	89.60	55.47	105.6	57.88	UL-RL	7.7052E+04	-6.600	0.000	
1.000	1.000	55.47	0.000	0.000	DI2_165_168_L_0						
35 D	11.39	2.1821E-05	92.80	56.93	108.8	59.41	UL-RL	7.7052E+04	-6.800	0.000	
1.000	1.000	56.93	0.000	0.000	DI2_165_168_L_0						
36 D	11.68	2.0964E-05	96.00	58.40	112.0	60.94	UL-RL	7.7052E+04	-7.000	0.000	
1.000	1.000	58.40	0.000	0.000	DI2_165_168_L_0						
37 D	11.98	2.0210E-05	99.20	59.88	115.2	62.47	UL-RL	7.7052E+04	-7.200	0.000	
1.000	1.000	59.88	0.000	0.000	DI2_165_168_L_0						
38 D	12.27	1.9551E-05	102.4	61.37	118.4	64.01	UL-RL	7.7052E+04	-7.400	0.000	
1.000	1.000	61.37	0.000	0.000	DI2_165_168_L_0						
39 D	12.57	1.8981E-05	105.6	62.87	121.6	65.55	UL-RL	7.7052E+04	-7.600	0.000	
1.000	1.000	62.87	0.000	0.000	DI2_165_168_L_0						
40 D	12.88	1.8491E-05	108.8	64.38	124.8	67.09	UL-RL	7.7052E+04	-7.800	0.000	
1.000	1.000	64.38	0.000	0.000	DI2_165_168_L_0						
41 D	13.18	1.8075E-05	112.0	65.89	128.0	68.64	UL-RL	7.7052E+04	-8.000	0.000	
1.000	1.000	65.89	0.000	0.000	DI2_165_168_L_0						
42 D	13.48	1.7724E-05	115.2	67.42	131.2	70.18	UL-RL	7.7052E+04	-8.200	0.000	
1.000	1.000	67.42	0.000	0.000	DI2_165_168_L_0						
43 D	13.79	1.7432E-05	118.4	68.94	134.4	71.73	UL-RL	7.7052E+04	-8.400	0.000	
1.000	1.000	68.94	0.000	0.000	DI2_165_168_L_0						
44 D	14.10	1.7193E-05	121.6	70.48	137.6	73.28	UL-RL	7.7052E+04	-8.600	0.000	
1.000	1.000	70.48	0.000	0.000	DI2_165_168_L_0						
45 D	14.40	1.6999E-05	124.8	72.02	140.8	74.83	UL-RL	7.7052E+04	-8.800	0.000	
1.000	1.000	72.02	0.000	0.000	DI2_165_168_L_0						
46 D	14.71	1.6845E-05	128.0	73.56	144.0	76.38	UL-RL	7.7052E+04	-9.000	0.000	
1.000	1.000	73.56	0.000	0.000	DI2_165_168_L_0						
47 D	15.02	1.6725E-05	131.2	75.10	147.2	77.93	UL-RL	7.7052E+04	-9.200	0.000	
1.000	1.000	75.10	0.000	0.000	DI2_165_168_L_0						
48 D	15.33	1.6635E-05	134.4	76.65	150.4	79.48	UL-RL	7.7052E+04	-9.400	0.000	
1.000	1.000	76.65	0.000	0.000	DI2_165_168_L_0						
49 D	15.64	1.6569E-05	137.6	78.21	153.6	81.04	UL-RL	7.7052E+04	-9.600	0.000	
1.000	1.000	78.21	0.000	0.000	DI2_165_168_L_0						
50 D	15.95	1.6522E-05	140.8	79.76	156.8	82.59	UL-RL	7.7052E+04	-9.800	0.000	
1.000	1.000	79.76	0.000	0.000	DI2_165_168_L_0						
51 D	16.26	1.6492E-05	144.0	81.32	160.0	84.15	UL-RL	7.7052E+04	-10.00	0.000	
1.000	1.000	81.32	0.000	0.000	DI2_165_168_L_0						
52 D	16.57	1.6473E-05	147.2	82.87	163.2	85.71	UL-RL	7.7052E+04	-10.20	0.000	
1.000	1.000	82.87	0.000	0.000	DI2_165_168_L_0						
53 D	16.89	1.6464E-05	150.4	84.43	166.4	87.27	UL-RL	7.7052E+04	-10.40	0.000	
1.000	1.000	84.43	0.000	0.000	DI2_165_168_L_0						
54 D	17.20	1.6462E-05	153.6	85.99	169.6	88.82	UL-RL	7.7052E+04	-10.60	0.000	
1.000	1.000	85.99	0.000	0.000	DI2_165_168_L_0						
55 D	17.51	1.6464E-05	156.8	87.55	172.8	90.38	UL-RL	7.7052E+04	-10.80	0.000	
1.000	1.000	87.55	0.000	0.000	DI2_165_168_L_0						
56 D	17.82	1.6469E-05	160.0	89.12	176.0	91.94	UL-RL	7.7052E+04	-11.00	0.000	
1.000	1.000	89.12	0.000	0.000	DI2_165_168_L_0						
57 D	18.14	1.6476E-05	163.2	90.68	179.2	93.50	UL-RL	7.7052E+04	-11.20	0.000	
1.000	1.000	90.68	0.000	0.000	DI2_165_168_L_0						
58 D	13.84	1.6482E-05	166.4	92.24	182.4	95.06	UL-RL	7.7052E+04	-11.40	0.000	
1.000	1.000	92.24	0.000	0.000	DI2_165_168_L_0						
59 D	4.651	1.6486E-05	168.0	93.02	184.0	95.84	UL-RL	7.7052E+04	-11.50	0.000	
1.000	1.000	93.02	0.000	0.000	DI2_165_168_L_0						

```
+-------------------------------------------------------------------------------------------------------------------------+
|                   PARATIEPLUS(TM)   NLS ENGINE RELEASE  2018.0    FULL VERSION  *Build date:Nov 13, 2017*              |
|                                                                                                                         |
|                                    NewProject.BaseDesignSection_28.SISMICASTR_1243                                      |
|                                   Exe Time : 4 September 2018 18:05:32                                                  |
+-------------------------------------------------------------------------------------------------------------------------+
New Project


S T R E S S   R E S U L T S   F O R   G R O U P   N O.   3

WallElement_33                                                :
ELEMENT TYPE    2 NO.OF ELEMENTS. IN THIS GROUP   58
C U R R E N T   T I M E   I S      2.0000

 WALL2D ELEMENT

   EL      TA          TB          MA          MB
-------------------------------------------------------
    1 1.41504E-03-1.41504E-03 3.52429E-12 2.83008E-04
    2 0.22016    -0.22016    -2.83008E-04 4.43141E-02
    3 0.71035    -0.71035    -4.43141E-02 0.18638
    4  1.8315     -1.8315    -0.18638     0.55268
    5  3.4881     -3.4881    -0.55268      1.2503
    6  5.6070     -5.6070     -1.2503      2.3717
    7  5.3933     -5.3933     -2.3717      3.4503
    8  4.7115     -4.7115     -3.4503      4.3926
    9  4.0570     -4.0570     -4.3926      5.2040
   10  3.4464     -3.4464     -5.2040      5.8933
   11  2.8879     -2.8879     -5.8933      6.4709
   12  2.3854     -2.3854     -6.4709      6.9480
   13  1.9410     -1.9410     -6.9480      7.3362
   14  1.5551     -1.5551     -7.3362      7.6472
   15  1.2277     -1.2277     -7.6472      7.8928
   16 0.95770    -0.95770     -7.8928      8.0843
   17 0.74407    -0.74407     -8.0843      8.2331
   18 0.58525    -0.58525     -8.2331      8.3502
   19 0.47953    -0.47953     -8.3502      8.4461
   20 0.42501    -0.42501     -8.4461      8.5311
   21 0.41967    -0.41967     -8.5311      8.6150
   22 0.46142    -0.46142     -8.6150      8.7073
   23 0.54804    -0.54804     -8.7073      8.8169
   24 0.67725    -0.67725     -8.8169      8.9523
   25 0.84670    -0.84670     -8.9523      9.1217
   26 0.22625    -0.22625     -9.1217      9.1669
   27-0.31051     0.31051     -9.1669      9.1048
   28-0.76957     0.76957     -9.1048      8.9509
   29 -1.1569      1.1569     -8.9509      8.7195
   30 -1.4785      1.4785     -8.7195      8.4238
   31 -1.7401      1.7401     -8.4238      8.0758
   32 -1.9471      1.9471     -8.0758      7.6864
   33 -2.1051      2.1051     -7.6864      7.2654
   34 -2.2191      2.2191     -7.2654      6.8215
   35 -2.2940      2.2940     -6.8215      6.3627
   36 -2.3341      2.3341     -6.3627      5.8959
   37 -2.3439      2.3439     -5.8959      5.4271
   38 -2.3272      2.3272     -5.4271      4.9617
   39 -2.2876      2.2876     -4.9617      4.5042
   40 -2.2284      2.2284     -4.5042      4.0585
   41 -2.1527      2.1527     -4.0585      3.6279
   42 -2.0631      2.0631     -3.6279      3.2153
   43 -1.9620      1.9620     -3.2153      2.8229
   44 -1.8516      1.8516     -2.8229      2.4526
   45 -1.7337      1.7337     -2.4526      2.1058
   46 -1.6101      1.6101     -2.1058      1.7838
   47 -1.4820      1.4820     -1.7838      1.4874
   48 -1.3506      1.3506     -1.4874      1.2173
   49 -1.2170      1.2170     -1.2173     0.97392
   50 -1.0819      1.0819    -0.97392     0.75753
   51-0.94606     0.94606    -0.75753     0.56832
   52-0.80985     0.80985    -0.56832     0.40635
```

```
53-0.67369     0.67369    -0.40635     0.27161
54-0.53784     0.53784    -0.27161     0.16405
55-0.40246     0.40246    -0.16405     8.35564E-02
56-0.26765     0.26765    -8.35564E-02 3.00257E-02
57-0.13347     0.13347    -3.00257E-02 3.33126E-03
58-3.33093E-02 3.33093E-02-3.33126E-03 7.17648E-13
```

```
+-------------------------------------------------------------------------------------------------------------------------+
|                   PARATIEPLUS(TM)   NLS ENGINE RELEASE  2018.0    FULL VERSION  *Build date:Nov 13, 2017*              |
|                                                                                                                         |
|                                    NewProject.BaseDesignSection_28.SISMICASTR_1243                                      |
|                                   Exe Time : 4 September 2018 18:05:32                                                  |
+-------------------------------------------------------------------------------------------------------------------------+
New Project


S T R E S S   R E S U L T S   F O R   G R O U P   N O.   4

Tieback_175                                                 :
ELEMENT TYPE    6 NO.OF ELEMENTS. IN THIS GROUP    1
C U R R E N T   T I M E   I S      2.0000

 POST-TENSION 2D-BOUNDARY ELEMENT

         EL    FORCE          d0          EDISPL     pl. eps          K     -ve limit   +ve limit
-----------------------------------------------------------------------------------------------------

***** NO ONE ELEMENT ACTIVE AT CURRENT STEP *****

ITER     0 RNORM = 0.000     RMNORM= 0.000
           RINORM=0.2860E+05 RIMNOR= 3876.
           RENORM=0.1439E+05 REMNOR=0.1391E-21 RATIO =0.7092     TOLER =0.1000E-03  NOT CONVERGED
           RFMAX = 119.9     RMMAX = 9.167
           RTSMAL=0.1000E-02 RMSMAL=0.1000E-04
           RDT   =0.2860E+05 RDR   = 3876.
           RATIOT=0.7092     RATIOR= 0.000
           MAX UN=0.8571E-10 IEQ=     9 NODE      5 DOF   1  Y-DISPL.F
           MIN UN=-119.9     IEQ=     1 NODE      1 DOF   1  Y-DISPL.F
           NO. OF CONTACT CONSTRAINT VIOLATIONS     0


ITER     2 RNORM = 0.000     RMNORM= 0.000
           RINORM=0.2860E+05 RIMNOR= 3876.
           RENORM= 161.8     REMNOR=0.2186E-19 RATIO =0.7521E-01 TOLER =0.1000E-03  NOT CONVERGED
           RFMAX = 119.9     RMMAX = 9.167
           RTSMAL=0.1000E-02 RMSMAL=0.1000E-04
           RDT   =0.2860E+05 RDR   = 3876.
           RATIOT=0.7521E-01 RATIOR= 0.000
           MAX UN=0.3503E-01 IEQ=    75 NODE     38 DOF   1  Y-DISPL.F
           MIN UN=-7.025     IEQ=     3 NODE      2 DOF   1  Y-DISPL.F
           NO. OF CONTACT CONSTRAINT VIOLATIONS     0


ITER     3 RNORM = 0.000     RMNORM= 0.000
           RINORM=0.2860E+05 RIMNOR= 3876.
           RENORM= 11.97     REMNOR=0.2225E-19 RATIO =0.2045E-01 TOLER =0.1000E-03  NOT CONVERGED
           RFMAX = 119.9     RMMAX = 9.167
           RTSMAL=0.1000E-02 RMSMAL=0.1000E-04
           RDT   =0.2860E+05 RDR   = 3876.
           RATIOT=0.2045E-01 RATIOR= 0.000
           MAX UN=0.7856E-01 IEQ=    87 NODE     44 DOF   1  Y-DISPL.F
           MIN UN=-2.665     IEQ=     5 NODE      3 DOF   1  Y-DISPL.F
           NO. OF CONTACT CONSTRAINT VIOLATIONS     0


ITER     4 RNORM = 0.000     RMNORM= 0.000
           RINORM=0.2860E+05 RIMNOR= 3876.
           RENORM=0.2498E-03 REMNOR=0.7776E-20 RATIO =0.9346E-04 TOLER =0.1000E-03      CONVERGED !
           RFMAX = 119.9     RMMAX = 9.167
           RTSMAL=0.1000E-02 RMSMAL=0.1000E-04
           RDT   =0.2860E+05 RDR   = 3876.
           RATIOT=0.9346E-04 RATIOR= 0.000
           MAX UN=0.1464E-01 IEQ=    99 NODE     50 DOF   1  Y-DISPL.F
           MIN UN=-.3992E-09 IEQ=    21 NODE     11 DOF   1  Y-DISPL.F
           NO. OF CONTACT CONSTRAINT VIOLATIONS     0
```

```
+-------------------------------------------------------------------------------------------------------------------------+
|                   PARATIEPLUS(TM)   NLS ENGINE RELEASE  2018.0    FULL VERSION  *Build date:Nov 13, 2017*              |
|                                                                                                                         |
|                                    NewProject.BaseDesignSection_28.SISMICASTR_1243                                      |
|                                   Exe Time : 4 September 2018 18:05:32                                                  |
+-------------------------------------------------------------------------------------------------------------------------+
New Project
SOLUTION REACHED USING     4 ITERATIONS ON   40

P R I N T   O U T   F O R   T I M E   S T E P    3     ( AT TIME   3.000     )

PRINT OUT OF ACTIVE COMPONENTS (FIXED NODES ARE NOT PRINTED OUT)

          Y-DISPL.F        X-ROT. F
            (02)             (04)           (
    1  -1.3968938E-03   3.9399437E-04
    2  -1.3181598E-03   3.9302119E-04
    3  -1.2398132E-03   3.9012981E-04
    4  -1.1622300E-03   3.8540581E-04
    5  -1.0857637E-03   3.7898953E-04
    6  -1.0107360E-03   3.7104665E-04
    7  -9.3743581E-04   3.6174184E-04
    8  -8.6611931E-04   3.5123620E-04
    9  -7.9701103E-04   3.3968505E-04
   10  -7.3030503E-04   3.2723776E-04
   11  -6.6616611E-04   3.1403768E-04
   12  -6.0473098E-04   3.0022231E-04
   13  -5.4610942E-04   2.8592343E-04
   14  -4.9038542E-04   2.7126737E-04
   15  -4.3761820E-04   2.5637533E-04
   16  -3.8784327E-04   2.4136358E-04
   17  -3.4107331E-04   2.2634024E-04
   18  -2.9730122E-04   2.1140255E-04
   19  -2.5650080E-04   1.9663717E-04
   20  -2.1862974E-04   1.8212110E-04
   21  -1.8363138E-04   1.6792245E-04
   22  -1.5143580E-04   1.5410073E-04
   23  -1.2196248E-04   1.4070800E-04
   24  -9.5121011E-05   1.2778917E-04
   25  -7.0812655E-05   1.1538273E-04
   26  -4.8931586E-05   1.0352128E-04
   27  -2.9365608E-05   9.2239278E-05
   28  -1.1995095E-05   8.1570460E-05
   29   3.3050802E-06   7.1539206E-05
   30   1.6664132E-05   6.2161127E-05
   31   2.8213534E-05   5.3443100E-05
   32   3.8085228E-05   4.5383621E-05
   33   4.6410244E-05   3.7973819E-05
   34   5.3317074E-05   3.1198794E-05
   35   5.8930747E-05   2.5038558E-05
   36   6.3371883E-05   1.9469117E-05
   37   6.6755962E-05   1.4463427E-05
   38   6.9192860E-05   9.9920894E-06
   39   7.0786353E-05   6.0240829E-06
   40   7.1633900E-05   2.5271814E-06
   41   7.1826436E-05  -5.3155789E-07
   42   7.1448271E-05  -3.1853873E-06
   43   7.0577061E-05  -5.4675124E-06
   44   6.9283856E-05  -7.4107832E-06
   45   6.7633199E-05  -9.0474202E-06
   46   6.5683245E-05  -1.0408820E-05
   47   6.3485998E-05  -1.1525313E-05
   48   6.1087504E-05  -1.2426044E-05
   49   5.8528111E-05  -1.3138824E-05
   50   5.5842759E-05  -1.3690033E-05
   51   5.3061217E-05  -1.4104656E-05
   52   5.0208371E-05  -1.4406085E-05
   53   4.7304972E-05  -1.4615794E-05
   54   4.4367007E-05  -1.4753374E-05
   55   4.1407258E-05  -1.4836412E-05
   56   3.8435037E-05  -1.4880526E-05
```

```
57   3.5456734E-05  -1.4899339E-05
58   3.2476213E-05  -1.4904475E-05
59   3.0985601E-05  -1.4904713E-05
```

```
+-------------------------------------------------------------------------------------------------------------------------------+
|                   PARATIEPLUS(TM)   NLS ENGINE RELEASE  2018.0    FULL VERSION  *Build date:Nov 13, 2017*                    |
|                                                                                                                               |
|                                    NewProject.BaseDesignSection_28.SISMICASTR_1243                                            |
|                                   Exe Time : 4 September 2018 18:05:32                                                        |
+-------------------------------------------------------------------------------------------------------------------------------+
New Project


S T R E S S   R E S U L T S   F O R   G R O U P   N O.   1

0_L                                                              :
ELEMENT TYPE    5 NO.OF ELEMENTS. IN THIS GROUP   59
C U R R E N T   T I M E   I S      3.0000

 HARDENING 2D SOIL ELEMENT

 ****** TOTAL STRESS FORMULATION *****

  EL *   FORCE     DISPL-Y  VERTICAL-P  HORIZON.-P     MAX-V-P     MAX-H-P           STATE   STIFFNESS Z-LEVEL      PORE
E FACTOR    UFACTOR       Peq           Su_a         Su_p     LAYER
 ------------------------------------------------------------------------------------------------------------------------------
-------------------------------------------------------------------------------------------
   1 D  2.2462E-02  1.3969E-03  4.2494E-02  0.2246      4.2494E-02   1.633         PASSIVE   0.000       0.000       0.000
1.000       1.000      0.2246       0.000       0.000     DI1_164_167_L_0
   2 D   3.472      1.3182E-03   3.284       17.36       3.284       17.36         PASSIVE   0.000     -0.2000       0.000
1.000       1.000       17.36       0.000       0.000     DI1_164_167_L_0
   3 D   7.072      1.2398E-03   6.689       35.36       6.689       35.36         PASSIVE   0.000     -0.4000       0.000
1.000       1.000       35.36       0.000       0.000     DI1_164_167_L_0
   4 D   10.22      1.1622E-03   10.30       51.12       10.30       51.12           V-C  3.3888E+04 -0.6000       0.000
1.000       1.000       51.12       0.000       0.000     DI1_164_167_L_0
   5 D   10.19      1.0858E-03   14.07       50.96       14.07       50.96           V-C  3.3888E+04 -0.8000       0.000
1.000       1.000       50.96       0.000       0.000     DI1_164_167_L_0
   6 D   10.10      1.0107E-03   17.90       50.49       17.90       50.49           V-C  3.3888E+04  -1.000       0.000
1.000       1.000       50.49       0.000       0.000     DI1_164_167_L_0
   7 D   9.966      9.3744E-04   21.73       49.83       21.73       49.83           V-C  3.3888E+04  -1.200       0.000
1.000       1.000       49.83       0.000       0.000     DI1_164_167_L_0
   8 D   9.814      8.6612E-04   25.59       49.07       25.59       49.07           V-C  3.3888E+04  -1.400       0.000
1.000       1.000       49.07       0.000       0.000     DI1_164_167_L_0
   9 D   9.656      7.9701E-04   29.87       48.28       29.87       48.28           V-C  3.3888E+04  -1.600       0.000
1.000       1.000       48.28       0.000       0.000     DI1_164_167_L_0
  10 D   9.502      7.3031E-04   33.96       47.51       33.96       47.51           V-C  3.3888E+04  -1.800       0.000
1.000       1.000       47.51       0.000       0.000     DI1_164_167_L_0
  11 D   9.357      6.6617E-04   37.91       46.79       37.91       46.79           V-C  3.3888E+04  -2.000       0.000
1.000       1.000       46.79       0.000       0.000     DI1_164_167_L_0
  12 D   9.227      6.0473E-04   41.75       46.13       41.75       46.13           V-C  3.3888E+04  -2.200       0.000
1.000       1.000       46.13       0.000       0.000     DI1_164_167_L_0
  13 D   9.112      5.4611E-04   45.50       45.56       45.50       45.56           V-C  3.3888E+04  -2.400       0.000
1.000       1.000       45.56       0.000       0.000     DI1_164_167_L_0
  14 D   9.017      4.9039E-04   49.18       45.08       49.18       45.08           V-C  3.3888E+04  -2.600       0.000
1.000       1.000       45.08       0.000       0.000     DI1_164_167_L_0
  15 D   8.941      4.3762E-04   52.81       44.71       52.81       44.71           V-C  3.3888E+04  -2.800       0.000
1.000       1.000       44.71       0.000       0.000     DI1_164_167_L_0
  16 D   8.887      3.8784E-04   56.40       44.43       56.40       44.43           V-C  3.3888E+04  -3.000       0.000
1.000       1.000       44.43       0.000       0.000     DI1_164_167_L_0
  17 D   8.854      3.4107E-04   60.10       44.27       60.10       44.27           V-C  3.3888E+04  -3.200       0.000
1.000       1.000       44.27       0.000       0.000     DI1_164_167_L_0
  18 D   8.842      2.9730E-04   63.60       44.21       63.60       44.21           V-C  3.3888E+04  -3.400       0.000
1.000       1.000       44.21       0.000       0.000     DI1_164_167_L_0
  19 D   8.852      2.5650E-04   67.08       44.26       67.08       44.26           V-C  3.3888E+04  -3.600       0.000
1.000       1.000       44.26       0.000       0.000     DI1_164_167_L_0
  20 D   8.883      2.1863E-04   70.54       44.42       70.54       44.42           V-C  3.3888E+04  -3.800       0.000
1.000       1.000       44.42       0.000       0.000     DI1_164_167_L_0
  21 D   8.936      1.8363E-04   73.85       44.68       73.85       44.68           V-C  3.3888E+04  -4.000       0.000
1.000       1.000       44.68       0.000       0.000     DI1_164_167_L_0
  22 D   9.009      1.5144E-04   77.28       45.04       77.28       45.04           V-C  3.3888E+04  -4.200       0.000
1.000       1.000       45.04       0.000       0.000     DI1_164_167_L_0
  23 D   9.101      1.2196E-04   80.69       45.51       80.69       45.51           V-C  3.3888E+04  -4.400       0.000
1.000       1.000       45.51       0.000       0.000     DI1_164_167_L_0
  24 D   9.214      9.5121E-05   84.09       46.07       84.09       46.07           V-C  3.3888E+04  -4.600       0.000
1.000       1.000       46.07       0.000       0.000     DI1_164_167_L_0
```

25 D	9.344	7.0813E-05	87.48	46.72	87.48	46.72	V-C	3.3888E+04	-4.800	0.000		
1.000	1.000	46.72	0.000	0.000	DI1_164_167_L_0							
26 D	9.961	4.8932E-05	90.86	49.80	90.86	49.80	V-C	8.1679E+04	-5.000	0.000		
1.000	1.000	49.80	0.000	0.000	DI2_165_168_L_0							
27 D	9.939	2.9366E-05	94.22	49.70	94.22	49.70	V-C	8.1679E+04	-5.200	0.000		
1.000	1.000	49.70	0.000	0.000	DI2_165_168_L_0							
28 D	9.955	1.1995E-05	97.58	49.77	97.58	49.77	V-C	8.1679E+04	-5.400	0.000		
1.000	1.000	49.77	0.000	0.000	DI2_165_168_L_0							
29 D	9.973	-3.3051E-06	100.9	49.86	100.9	50.30	UL-RL	1.3069E+05	-5.600	0.000		
1.000	1.000	49.86	0.000	0.000	DI2_165_168_L_0							
30 D	9.925	-1.6664E-05	104.3	49.63	104.3	51.80	UL-RL	1.3069E+05	-5.800	0.000		
1.000	1.000	49.63	0.000	0.000	DI2_165_168_L_0							
31 D	9.926	-2.8214E-05	107.6	49.63	107.6	53.32	UL-RL	1.3069E+05	-6.000	0.000		
1.000	1.000	49.63	0.000	0.000	DI2_165_168_L_0							
32 D	9.971	-3.8085E-05	110.6	49.86	110.6	54.83	UL-RL	1.3069E+05	-6.200	0.000		
1.000	1.000	49.86	0.000	0.000	DI2_165_168_L_0							
33 D	10.06	-4.6410E-05	113.7	50.29	113.7	56.35	UL-RL	1.3069E+05	-6.400	0.000		
1.000	1.000	50.29	0.000	0.000	DI2_165_168_L_0							
34 D	10.18	-5.3317E-05	116.7	50.91	116.7	57.88	UL-RL	1.3069E+05	-6.600	0.000		
1.000	1.000	50.91	0.000	0.000	DI2_165_168_L_0							
35 D	10.34	-5.8931E-05	119.7	51.71	119.7	59.41	UL-RL	1.3069E+05	-6.800	0.000		
1.000	1.000	51.71	0.000	0.000	DI2_165_168_L_0							
36 D	10.53	-6.3372E-05	122.8	52.66	122.8	60.94	UL-RL	1.3069E+05	-7.000	0.000		
1.000	1.000	52.66	0.000	0.000	DI2_165_168_L_0							
37 D	10.75	-6.6756E-05	125.8	53.75	125.8	62.47	UL-RL	1.3069E+05	-7.200	0.000		
1.000	1.000	53.75	0.000	0.000	DI2_165_168_L_0							
38 D	10.99	-6.9193E-05	128.9	54.97	128.9	64.01	UL-RL	1.3069E+05	-7.400	0.000		
1.000	1.000	54.97	0.000	0.000	DI2_165_168_L_0							
39 D	11.26	-7.0786E-05	132.0	56.30	132.0	65.55	UL-RL	1.3069E+05	-7.600	0.000		
1.000	1.000	56.30	0.000	0.000	DI2_165_168_L_0							
40 D	11.55	-7.1634E-05	135.0	57.73	135.0	67.09	UL-RL	1.3069E+05	-7.800	0.000		
1.000	1.000	57.73	0.000	0.000	DI2_165_168_L_0							
41 D	11.85	-7.1826E-05	138.1	59.25	138.1	68.64	UL-RL	1.3069E+05	-8.000	0.000		
1.000	1.000	59.25	0.000	0.000	DI2_165_168_L_0							
42 D	12.17	-7.1448E-05	141.2	60.84	141.2	70.18	UL-RL	1.3069E+05	-8.200	0.000		
1.000	1.000	60.84	0.000	0.000	DI2_165_168_L_0							
43 D	12.50	-7.0577E-05	144.3	62.50	144.3	71.73	UL-RL	1.3069E+05	-8.400	0.000		
1.000	1.000	62.50	0.000	0.000	DI2_165_168_L_0							
44 D	12.84	-6.9284E-05	147.4	64.22	147.4	73.28	UL-RL	1.3069E+05	-8.600	0.000		
1.000	1.000	64.22	0.000	0.000	DI2_165_168_L_0							
45 D	13.20	-6.7633E-05	150.5	65.99	150.5	74.83	UL-RL	1.3069E+05	-8.800	0.000		
1.000	1.000	65.99	0.000	0.000	DI2_165_168_L_0							
46 D	13.56	-6.5683E-05	153.6	67.79	153.6	76.38	UL-RL	1.3069E+05	-9.000	0.000		
1.000	1.000	67.79	0.000	0.000	DI2_165_168_L_0							
47 D	13.93	-6.3486E-05	156.7	69.63	156.7	77.93	UL-RL	1.3069E+05	-9.200	0.000		
1.000	1.000	69.63	0.000	0.000	DI2_165_168_L_0							
48 D	14.30	-6.1088E-05	159.8	71.50	159.8	79.48	UL-RL	1.3069E+05	-9.400	0.000		
1.000	1.000	71.50	0.000	0.000	DI2_165_168_L_0							
49 D	14.68	-5.8528E-05	163.0	73.39	163.0	81.04	UL-RL	1.3069E+05	-9.600	0.000		
1.000	1.000	73.39	0.000	0.000	DI2_165_168_L_0							
50 D	15.06	-5.5843E-05	166.1	75.30	166.1	82.59	UL-RL	1.3069E+05	-9.800	0.000		
1.000	1.000	75.30	0.000	0.000	DI2_165_168_L_0							
51 D	15.44	-5.3061E-05	169.2	77.22	169.2	84.15	UL-RL	1.3069E+05	-10.00	0.000		
1.000	1.000	77.22	0.000	0.000	DI2_165_168_L_0							
52 D	15.83	-5.0208E-05	172.3	79.15	172.3	85.71	UL-RL	1.3069E+05	-10.20	0.000		
1.000	1.000	79.15	0.000	0.000	DI2_165_168_L_0							
53 D	16.22	-4.7305E-05	175.5	81.08	175.5	87.27	UL-RL	1.3069E+05	-10.40	0.000		
1.000	1.000	81.08	0.000	0.000	DI2_165_168_L_0							
54 D	16.61	-4.4367E-05	178.6	83.03	178.6	88.82	UL-RL	1.3069E+05	-10.60	0.000		
1.000	1.000	83.03	0.000	0.000	DI2_165_168_L_0							
55 D	16.99	-4.1407E-05	181.8	84.97	181.8	90.38	UL-RL	1.3069E+05	-10.80	0.000		
1.000	1.000	84.97	0.000	0.000	DI2_165_168_L_0							
56 D	17.38	-3.8435E-05	184.9	86.92	184.9	91.94	UL-RL	1.3069E+05	-11.00	0.000		
1.000	1.000	86.92	0.000	0.000	DI2_165_168_L_0							
57 D	17.77	-3.5457E-05	188.0	88.87	188.0	93.50	UL-RL	1.3069E+05	-11.20	0.000		
1.000	1.000	88.87	0.000	0.000	DI2_165_168_L_0							
58 D	13.62	-3.2476E-05	191.2	90.82	191.2	95.06	UL-RL	1.3069E+05	-11.40	0.000		
1.000	1.000	90.82	0.000	0.000	DI2_165_168_L_0							
59 D	4.590	-3.0986E-05	192.8	91.79	192.8	95.84	UL-RL	1.3069E+05	-11.50	0.000		
1.000	1.000	91.79	0.000	0.000	DI2_165_168_L_0							

```
+-------------------------------------------------------------------------------------------------------------------------------+
|                   PARATIEPLUS(TM)   NLS ENGINE RELEASE  2018.0    FULL VERSION  *Build date:Nov 13, 2017*                    |
|                                                                                                                               |
|                                    NewProject.BaseDesignSection_28.SISMICASTR_1243                                            |
|                                   Exe Time : 4 September 2018 18:05:32                                                        |
+-------------------------------------------------------------------------------------------------------------------------------+
New Project


S T R E S S   R E S U L T S   F O R   G R O U P   N O.   2

0_R                                                              :
ELEMENT TYPE    5 NO.OF ELEMENTS. IN THIS GROUP   59
C U R R E N T   T I M E   I S      3.0000

 HARDENING 2D SOIL ELEMENT

 ****** TOTAL STRESS FORMULATION *****

  EL *   FORCE     DISPL-Y  VERTICAL-P  HORIZON.-P     MAX-V-P     MAX-H-P           STATE   STIFFNESS Z-LEVEL      PORE
E FACTOR    UFACTOR       Peq           Su_a         Su_p     LAYER
 ------------------------------------------------------------------------------------------------------------------------------
-------------------------------------------------------------------------------------------
   1     0.000         --          --          --          --          --          REMOVED     --        0.000       0.000
1.000       1.000       0.000       0.000       0.000     not available
   2     0.000         --          --          --          --          --          REMOVED     --      -0.2000       0.000
1.000       1.000       0.000       0.000       0.000     not available
   3     0.000         --          --          --          --          --          REMOVED     --      -0.4000       0.000
1.000       1.000       0.000       0.000       0.000     not available
   4     0.000         --          --          --          --          --          REMOVED     --      -0.6000       0.000
1.000       1.000       0.000       0.000       0.000     not available
   5     0.000         --          --          --          --          --          REMOVED     --      -0.8000       0.000
1.000       1.000       0.000       0.000       0.000     not available
   6 D   0.000    -1.0107E-03   0.000       0.000       16.00       16.24          ACTIVE   0.000      -1.000       0.000
1.000       1.000       0.000       0.000       0.000     DI1_164_167_L_0
   7 D  0.2131    -9.3744E-04   3.200       1.066       19.20       18.06          ACTIVE   0.000      -1.200       0.000
1.000       1.000       1.066       0.000       0.000     DI1_164_167_L_0
   8 D  0.4262    -8.6612E-04   6.400       2.131       22.40       19.72          ACTIVE   0.000      -1.400       0.000
1.000       1.000       2.131       0.000       0.000     DI1_164_167_L_0
   9 D  0.6394    -7.9701E-04   9.600       3.197       25.60       21.27          ACTIVE   0.000      -1.600       0.000
1.000       1.000       3.197       0.000       0.000     DI1_164_167_L_0
  10 D  0.8525    -7.3031E-04   12.80       4.262       28.80       22.76          ACTIVE   0.000      -1.800       0.000
1.000       1.000       4.262       0.000       0.000     DI1_164_167_L_0
  11 D   1.066    -6.6617E-04   16.00       5.328       32.00       24.21          ACTIVE   0.000      -2.000       0.000
1.000       1.000       5.328       0.000       0.000     DI1_164_167_L_0
  12 D   1.279    -6.0473E-04   19.20       6.394       35.20       25.64          ACTIVE   0.000      -2.200       0.000
1.000       1.000       6.394       0.000       0.000     DI1_164_167_L_0
  13 D   1.492    -5.4611E-04   22.40       7.459       38.40       27.06          ACTIVE   0.000      -2.400       0.000
1.000       1.000       7.459       0.000       0.000     DI1_164_167_L_0
  14 D   1.705    -4.9039E-04   25.60       8.525       41.60       28.47          ACTIVE   0.000      -2.600       0.000
1.000       1.000       8.525       0.000       0.000     DI1_164_167_L_0
  15 D   1.924    -4.3762E-04   28.80       9.618       44.80       29.88           UL-RL  3.6147E+04  -2.800       0.000
1.000       1.000       9.618       0.000       0.000     DI1_164_167_L_0
  16 D   2.573    -3.8784E-04   32.00       12.87       48.00       31.29           UL-RL  3.6147E+04  -3.000       0.000
1.000       1.000       12.87       0.000       0.000     DI1_164_167_L_0
  17 D   3.201    -3.4107E-04   35.20       16.01       51.20       32.71           UL-RL  3.6147E+04  -3.200       0.000
1.000       1.000       16.01       0.000       0.000     DI1_164_167_L_0
  18 D   3.808    -2.9730E-04   38.40       19.04       54.40       34.14           UL-RL  3.6147E+04  -3.400       0.000
1.000       1.000       19.04       0.000       0.000     DI1_164_167_L_0
  19 D   4.394    -2.5650E-04   41.60       21.97       57.60       35.57           UL-RL  3.6147E+04  -3.600       0.000
1.000       1.000       21.97       0.000       0.000     DI1_164_167_L_0
  20 D   4.960    -2.1863E-04   44.80       24.80       60.80       37.01           UL-RL  3.6147E+04  -3.800       0.000
1.000       1.000       24.80       0.000       0.000     DI1_164_167_L_0
  21 D   5.506    -1.8363E-04   48.00       27.53       64.00       38.46           UL-RL  3.6147E+04  -4.000       0.000
1.000       1.000       27.53       0.000       0.000     DI1_164_167_L_0
  22 D   6.033    -1.5144E-04   51.20       30.17       67.20       39.91           UL-RL  3.6147E+04  -4.200       0.000
1.000       1.000       30.17       0.000       0.000     DI1_164_167_L_0
  23 D   6.542    -1.2196E-04   54.40       32.71       70.40       41.37           UL-RL  3.6147E+04  -4.400       0.000
1.000       1.000       32.71       0.000       0.000     DI1_164_167_L_0
  24 D   7.032    -9.5121E-05   57.60       35.16       73.60       42.84           UL-RL  3.6147E+04  -4.600       0.000
1.000       1.000       35.16       0.000       0.000     DI1_164_167_L_0
```

25 D	7.506	-7.0813E-05	60.80	37.53	76.80	44.32	UL-RL	3.6147E+04	-4.800	0.000	
1.000	1.000	37.53	0.000	0.000	DI1_164_167_L_0						
26 D	7.563	-4.8932E-05	64.00	37.81	80.00	45.81	UL-RL	7.7052E+04	-5.000	0.000	
1.000	1.000	37.81	0.000	0.000	DI2_165_168_L_0						
27 D	8.164	-2.9366E-05	67.20	40.82	83.20	47.30	UL-RL	7.7052E+04	-5.200	0.000	
1.000	1.000	40.82	0.000	0.000	DI2_165_168_L_0						
28 D	8.733	-1.1995E-05	70.40	43.67	86.40	48.79	UL-RL	7.7052E+04	-5.400	0.000	
1.000	1.000	43.67	0.000	0.000	DI2_165_168_L_0						
29 D	9.271	3.3051E-06	73.60	46.35	89.60	50.30	UL-RL	7.7052E+04	-5.600	0.000	
1.000	1.000	46.35	0.000	0.000	DI2_165_168_L_0						
30 D	9.780	1.6664E-05	76.80	48.90	92.80	51.80	UL-RL	7.7052E+04	-5.800	0.000	
1.000	1.000	48.90	0.000	0.000	DI2_165_168_L_0						
31 D	10.26	2.8214E-05	80.00	51.31	96.00	53.32	UL-RL	7.7052E+04	-6.000	0.000	
1.000	1.000	51.31	0.000	0.000	DI2_165_168_L_0						
32 D	10.72	3.8085E-05	83.20	53.59	99.20	54.83	UL-RL	7.7052E+04	-6.200	0.000	
1.000	1.000	53.59	0.000	0.000	DI2_165_168_L_0						
33 D	11.15	4.6410E-05	86.40	55.76	102.4	56.35	UL-RL	7.7052E+04	-6.400	0.000	
1.000	1.000	55.76	0.000	0.000	DI2_165_168_L_0						
34 D	11.55	5.3317E-05	89.60	57.75	105.6	57.99	UL-RL	7.7052E+04	-6.600	0.000	
1.000	1.000	57.75	0.000	0.000	DI2_165_168_L_0						
35 D	11.92	5.8931E-05	92.80	59.62	108.8	59.69	UL-RL	7.7052E+04	-6.800	0.000	
1.000	1.000	59.62	0.000	0.000	DI2_165_168_L_0						
36 D	12.28	6.3372E-05	96.00	61.38	112.0	61.41	UL-RL	7.7052E+04	-7.000	0.000	
1.000	1.000	61.38	0.000	0.000	DI2_165_168_L_0						
37 D	12.62	6.6756E-05	99.20	63.09	115.2	63.09	V-C	4.8158E+04	-7.200	0.000	
1.000	1.000	63.09	0.000	0.000	DI2_165_168_L_0						
38 D	12.95	6.9193E-05	102.4	64.75	118.4	64.75	V-C	4.8158E+04	-7.400	0.000	
1.000	1.000	64.75	0.000	0.000	DI2_165_168_L_0						
39 D	13.27	7.0786E-05	105.6	66.37	121.6	66.37	V-C	4.8158E+04	-7.600	0.000	
1.000	1.000	66.37	0.000	0.000	DI2_165_168_L_0						
40 D	13.59	7.1634E-05	108.8	67.96	124.8	67.96	V-C	4.8158E+04	-7.800	0.000	
1.000	1.000	67.96	0.000	0.000	DI2_165_168_L_0						
41 D	13.90	7.1826E-05	112.0	69.51	128.0	69.51	V-C	4.8158E+04	-8.000	0.000	
1.000	1.000	69.51	0.000	0.000	DI2_165_168_L_0						
42 D	14.21	7.1448E-05	115.2	71.04	131.2	71.04	V-C	4.8158E+04	-8.200	0.000	
1.000	1.000	71.04	0.000	0.000	DI2_165_168_L_0						
43 D	14.51	7.0577E-05	118.4	72.55	134.4	72.55	V-C	4.8158E+04	-8.400	0.000	
1.000	1.000	72.55	0.000	0.000	DI2_165_168_L_0						
44 D	14.81	6.9284E-05	121.6	74.04	137.6	74.04	V-C	4.8158E+04	-8.600	0.000	
1.000	1.000	74.04	0.000	0.000	DI2_165_168_L_0						
45 D	15.10	6.7633E-05	124.8	75.51	140.8	75.51	V-C	4.8158E+04	-8.800	0.000	
1.000	1.000	75.51	0.000	0.000	DI2_165_168_L_0						
46 D	15.39	6.5683E-05	128.0	76.97	144.0	76.97	V-C	4.8158E+04	-9.000	0.000	
1.000	1.000	76.97	0.000	0.000	DI2_165_168_L_0						
47 D	15.68	6.3486E-05	131.2	78.42	147.2	78.42	V-C	4.8158E+04	-9.200	0.000	
1.000	1.000	78.42	0.000	0.000	DI2_165_168_L_0						
48 D	15.97	6.1088E-05	134.4	79.86	150.4	79.86	V-C	4.8158E+04	-9.400	0.000	
1.000	1.000	79.86	0.000	0.000	DI2_165_168_L_0						
49 D	16.26	5.8528E-05	137.6	81.29	153.6	81.29	V-C	4.8158E+04	-9.600	0.000	
1.000	1.000	81.29	0.000	0.000	DI2_165_168_L_0						
50 D	16.54	5.5843E-05	140.8	82.72	156.8	82.72	V-C	4.8158E+04	-9.800	0.000	
1.000	1.000	82.72	0.000	0.000	DI2_165_168_L_0						
51 D	16.83	5.3061E-05	144.0	84.13	160.0	84.15	UL-RL	7.7052E+04	-10.00	0.000	
1.000	1.000	84.13	0.000	0.000	DI2_165_168_L_0						
52 D	17.09	5.0208E-05	147.2	85.47	163.2	85.71	UL-RL	7.7052E+04	-10.20	0.000	
1.000	1.000	85.47	0.000	0.000	DI2_165_168_L_0						
53 D	17.36	4.7305E-05	150.4	86.81	166.4	87.27	UL-RL	7.7052E+04	-10.40	0.000	
1.000	1.000	86.81	0.000	0.000	DI2_165_168_L_0						
54 D	17.63	4.4367E-05	153.6	88.14	169.6	88.82	UL-RL	7.7052E+04	-10.60	0.000	
1.000	1.000	88.14	0.000	0.000	DI2_165_168_L_0						
55 D	17.90	4.1407E-05	156.8	89.48	172.8	90.38	UL-RL	7.7052E+04	-10.80	0.000	
1.000	1.000	89.48	0.000	0.000	DI2_165_168_L_0						
56 D	18.16	3.8435E-05	160.0	90.81	176.0	91.94	UL-RL	7.7052E+04	-11.00	0.000	
1.000	1.000	90.81	0.000	0.000	DI2_165_168_L_0						
57 D	18.43	3.5457E-05	163.2	92.14	179.2	93.50	UL-RL	7.7052E+04	-11.20	0.000	
1.000	1.000	92.14	0.000	0.000	DI2_165_168_L_0						
58 D	14.02	3.2476E-05	166.4	93.47	182.4	95.06	UL-RL	7.7052E+04	-11.40	0.000	
1.000	1.000	93.47	0.000	0.000	DI2_165_168_L_0						
59 D	4.707	3.0986E-05	168.0	94.14	184.0	95.84	UL-RL	7.7052E+04	-11.50	0.000	
1.000	1.000	94.14	0.000	0.000	DI2_165_168_L_0						

```
+-------------------------------------------------------------------------------------------------------------------------+
|                   PARATIEPLUS(TM)   NLS ENGINE RELEASE  2018.0    FULL VERSION  *Build date:Nov 13, 2017*              |
|                                                                                                                         |
|                                    NewProject.BaseDesignSection_28.SISMICASTR_1243                                      |
|                                   Exe Time : 4 September 2018 18:05:32                                                  |
+-------------------------------------------------------------------------------------------------------------------------+
New Project


S T R E S S   R E S U L T S   F O R   G R O U P   N O.   3

WallElement_33                                                :
ELEMENT TYPE    2 NO.OF ELEMENTS. IN THIS GROUP   58
C U R R E N T   T I M E   I S     3.0000

 WALL2D ELEMENT

   EL      TA          TB          MA          MB
-------------------------------------------------------
    1 -119.92      119.92    -2.31921E-11 -23.984
    2 -116.45      116.45      23.984     -47.274
    3 -109.38      109.38      47.274     -69.150
    4 -99.155      99.155      69.150     -88.981
    5 -88.962      88.962      88.981     -106.77
    6 -78.864      78.864      106.77     -122.55
    7 -69.111      69.111      122.55     -136.37
    8 -59.723      59.723      136.37     -148.31
    9 -50.706      50.706      148.31     -158.45
   10 -42.056      42.056      158.45     -166.87
   11 -33.765      33.765      166.87     -173.62
   12 -25.817      25.817      173.62     -178.78
   13 -18.196      18.196      178.78     -182.42
   14 -10.884      10.884      182.42     -184.60
   15 -3.8665      3.8665      184.60     -185.37
   16  2.4469     -2.4469      185.37     -184.88
   17  8.0990     -8.0990      184.88     -183.26
   18  13.133     -13.133      183.26     -180.64
   19  17.591     -17.591      180.64     -177.12
   20  21.514     -21.514      177.12     -172.81
   21  24.943     -24.943      172.81     -167.83
   22  27.919     -27.919      167.83     -162.24
   23  30.479     -30.479      162.24     -156.15
   24  32.660     -32.660      156.15     -149.61
   25  34.499     -34.499      149.61     -142.71
   26  36.897     -36.897      142.71     -135.34
   27  38.672     -38.672      135.34     -127.60
   28  39.893     -39.893      127.60     -119.62
   29  40.595     -40.595      119.62     -111.50
   30  40.741     -40.741      111.50     -103.36
   31  40.405     -40.405      103.36     -95.274
   32  39.658     -39.658      95.274     -87.343
   33  38.563     -38.563      87.343     -79.630
   34  37.195     -37.195      79.630     -72.191
   35  35.607     -35.607      72.191     -65.070
   36  33.859     -33.859      65.070     -58.298
   37  31.990     -31.990      58.298     -51.900
   38  30.033     -30.033      51.900     -45.893
   39  28.019     -28.019      45.893     -40.289
   40  25.974     -25.974      40.289     -35.094
   41  23.922     -23.922      35.094     -30.310
   42  21.882     -21.882      30.310     -25.934
   43  19.874     -19.874      25.934     -21.959
   44  17.911     -17.911      21.959     -18.377
   45  16.007     -16.007      18.377     -15.175
   46  14.172     -14.172      15.175     -12.341
   47  12.416     -12.416      12.341     -9.8578
   48  10.745     -10.745      9.8578     -7.7089
   49  9.1650     -9.1650      7.7089     -5.8759
   50  7.6664     -7.6664      5.8759     -4.3426
   51  6.2829     -6.2829      4.3426     -3.0860
   52  5.0174     -5.0174      3.0860     -2.0826
```

53	3.8723	-3.8723	2.0826	-1.3081
54	2.8487	-2.8487	1.3081	-0.73838
55	1.9478	-1.9478	0.73838	-0.34882
56	1.1700	-1.1700	0.34882	-0.11483
57	0.51551	-0.51551	0.11483	-1.17308E-02
58	0.11730	-0.11730	1.17308E-02	6.08047E-12

```
+-------------------------------------------------------------------------------------------------------------------------------+
|                   PARATIEPLUS(TM)   NLS ENGINE RELEASE  2018.0    FULL VERSION  *Build date:Nov 13, 2017*                    |
|                                                                                                                               |
|                                    NewProject.BaseDesignSection_28.SISMICASTR_1243                                            |
|                                   Exe Time : 4 September 2018 18:05:32                                                        |
+-------------------------------------------------------------------------------------------------------------------------------+
New Project


S T R E S S   R E S U L T S   F O R   G R O U P   N O.   4

Tieback_175                                                  :
ELEMENT TYPE    6 NO.OF ELEMENTS. IN THIS GROUP    1
C U R R E N T   T I M E   I S      3.0000

 POST-TENSION 2D-BOUNDARY ELEMENT

         EL    FORCE          d0          EDISPL     pl. eps          K     -ve limit   +ve limit
-----------------------------------------------------------------------------------------------------------
 ANCHOR    1   138.50     -1.31907E-03 -1.31907E-03   0.0000       0.0000       0.0000       0.0000     BORN NOW JUST
ACTIVATED

 ITER     0 RNORM = 0.000     RMNORM= 0.000
             RINORM=0.2375E+06 RIMNOR=0.1402E+07
             RENORM= 2307.     REMNOR=0.7776E-20 RATIO =0.9856E-01 TOLER =0.1000E-03  NOT CONVERGED
             RFMAX = 119.9     RMMAX = 185.4
             RTSMAL=0.1000E-02 RMSMAL=0.1000E-02
             RDT   =0.2375E+06 RDR   =0.1402E+07
             RATIOT=0.9856E-01 RATIOR= 0.000
             MAX UN= 11.93     IEQ=    69 NODE     35 DOF   1  Y-DISPL.F
             MIN UN=-.3620E-09 IEQ=    11 NODE      6 DOF   1  Y-DISPL.F
             NO. OF CONTACT CONSTRAINT VIOLATIONS     0


 ITER     2 RNORM = 0.000     RMNORM= 0.000
             RINORM=0.2375E+06 RIMNOR=0.1402E+07
             RENORM= 119.0     REMNOR=0.3199E-18 RATIO =0.2239E-01 TOLER =0.1000E-03  NOT CONVERGED
             RFMAX = 119.9     RMMAX = 185.4
             RTSMAL=0.1000E-02 RMSMAL=0.1000E-02
             RDT   =0.2375E+06 RDR   =0.1402E+07
             RATIOT=0.2239E-01 RATIOR= 0.000
             MAX UN= 6.200     IEQ=    71 NODE     36 DOF   1  Y-DISPL.F
             MIN UN=-.2066E-08 IEQ=    25 NODE     13 DOF   1  Y-DISPL.F
             NO. OF CONTACT CONSTRAINT VIOLATIONS     0


 ITER     3 RNORM = 0.000     RMNORM= 0.000
             RINORM=0.2375E+06 RIMNOR=0.1402E+07
             RENORM= 1.496     REMNOR=0.5241E-19 RATIO =0.2510E-02 TOLER =0.1000E-03  NOT CONVERGED
             RFMAX = 119.9     RMMAX = 185.4
             RTSMAL=0.1000E-02 RMSMAL=0.1000E-02
             RDT   =0.2375E+06 RDR   =0.1402E+07
             RATIOT=0.2510E-02 RATIOR= 0.000
             MAX UN= 1.011     IEQ=    93 NODE     47 DOF   1  Y-DISPL.F
             MIN UN=-.1126E-08 IEQ=    55 NODE     28 DOF   1  Y-DISPL.F
             NO. OF CONTACT CONSTRAINT VIOLATIONS     0


 ITER     4 RNORM = 0.000     RMNORM= 0.000
             RINORM=0.2375E+06 RIMNOR=0.1402E+07
             RENORM=0.1933E-05 REMNOR=0.5012E-19 RATIO =0.2853E-05 TOLER =0.1000E-03      CONVERGED !
             RFMAX = 119.9     RMMAX = 185.4
             RTSMAL=0.1000E-02 RMSMAL=0.1000E-02
             RDT   =0.2375E+06 RDR   =0.1402E+07
             RATIOT=0.2853E-05 RATIOR= 0.000
             MAX UN=0.1390E-02 IEQ=     1 NODE      1 DOF   1  Y-DISPL.F
             MIN UN=-.1149E-08 IEQ=    41 NODE     21 DOF   1  Y-DISPL.F
             NO. OF CONTACT CONSTRAINT VIOLATIONS     0
```

```
+-------------------------------------------------------------------------------------------------------------------------+
|                   PARATIEPLUS(TM)   NLS ENGINE RELEASE  2018.0    FULL VERSION  *Build date:Nov 13, 2017*              |
|                                                                                                                         |
|                                    NewProject.BaseDesignSection_28.SISMICASTR_1243                                      |
|                                   Exe Time : 4 September 2018 18:05:32                                                  |
+-------------------------------------------------------------------------------------------------------------------------+
New Project
SOLUTION REACHED USING     4 ITERATIONS ON   40

P R I N T   O U T   F O R   T I M E   S T E P    4     ( AT TIME   4.000     )

PRINT OUT OF ACTIVE COMPONENTS (FIXED NODES ARE NOT PRINTED OUT)

          Y-DISPL.F        X-ROT. F
            (02)             (04)           (
    1  -8.1119652E-05   4.8289457E-04
    2   1.5393471E-05   4.8190769E-04
    3   1.1151215E-04   4.7895175E-04
    4   2.0684546E-04   4.7406507E-04
    5   3.0101563E-04   4.6734011E-04
    6   3.9366676E-04   4.5889404E-04
    7   4.8446621E-04   4.4884242E-04
    8   5.7310423E-04   4.3729831E-04
    9   6.5929338E-04   4.2437189E-04
   10   7.4276796E-04   4.1017019E-04
   11   8.2328337E-04   3.9479714E-04
   12   9.0061545E-04   3.7835363E-04
   13   9.7455999E-04   3.6093777E-04
   14   1.0449321E-03   3.4264512E-04
   15   1.1115658E-03   3.2356903E-04
   16   1.1743136E-03   3.0380093E-04
   17   1.2330463E-03   2.8343064E-04
   18   1.2876519E-03   2.6254713E-04
   19   1.3380368E-03   2.4123830E-04
   20   1.3841247E-03   2.1959179E-04
   21   1.4258567E-03   1.9769534E-04
   22   1.4631919E-03   1.7563682E-04
   23   1.4961065E-03   1.5350519E-04
   24   1.5245951E-03   1.3139054E-04
   25   1.5486700E-03   1.0938449E-04
   26   1.5683623E-03   8.7580651E-05
   27   1.5837216E-03   6.6068184E-05
   28   1.5948146E-03   4.4931965E-05
   29   1.6017254E-03   2.4260413E-05
   30   1.6045559E-03   4.1450523E-06
   31   1.6034268E-03  -1.5319384E-05
   32   1.5984781E-03  -3.4034871E-05
   33   1.5898695E-03  -5.1900620E-05
   34   1.5777814E-03  -6.8812673E-05
   35   1.5624151E-03  -8.4664269E-05
   36   1.5439937E-03  -9.9345742E-05
   37   1.5227602E-03  -1.1277862E-04
   38   1.4989669E-03  -1.2494267E-04
   39   1.4728657E-03  -1.3586722E-04
   40   1.4446989E-03  -1.4560843E-04
   41   1.4146972E-03  -1.5422667E-04
   42   1.3830789E-03  -1.6178566E-04
   43   1.3500492E-03  -1.6835182E-04
   44   1.3157998E-03  -1.7399376E-04
   45   1.2805088E-03  -1.7878187E-04
   46   1.2443393E-03  -1.8278807E-04
   47   1.2074408E-03  -1.8608539E-04
   48   1.1699475E-03  -1.8874787E-04
   49   1.1319790E-03  -1.9085033E-04
   50   1.0936399E-03  -1.9246820E-04
   51   1.0550192E-03  -1.9367700E-04
   52   1.0161905E-03  -1.9454904E-04
   53   9.7721857E-04  -1.9515041E-04
   54   9.3814639E-04  -1.9554096E-04
   55   8.9901269E-04  -1.9577390E-04
   56   8.5984422E-04  -1.9589592E-04
```

```
57   8.2065905E-04  -1.9594710E-04
58   7.8146788E-04  -1.9596082E-04
59   7.6186980E-04  -1.9596144E-04
```

```
+-------------------------------------------------------------------------------------------------------------------------------+
|                   PARATIEPLUS(TM)   NLS ENGINE RELEASE  2018.0    FULL VERSION  *Build date:Nov 13, 2017*                    |
|                                                                                                                               |
|                                    NewProject.BaseDesignSection_28.SISMICASTR_1243                                            |
|                                   Exe Time : 4 September 2018 18:05:32                                                        |
+-------------------------------------------------------------------------------------------------------------------------------+
New Project


S T R E S S   R E S U L T S   F O R   G R O U P   N O.   1

0_L                                                              :
ELEMENT TYPE    5 NO.OF ELEMENTS. IN THIS GROUP   59
C U R R E N T   T I M E   I S      4.0000

 HARDENING 2D SOIL ELEMENT

 ****** TOTAL STRESS FORMULATION *****

  EL *   FORCE     DISPL-Y  VERTICAL-P  HORIZON.-P     MAX-V-P     MAX-H-P           STATE   STIFFNESS Z-LEVEL      PORE
E FACTOR    UFACTOR       Peq           Su_a         Su_p     LAYER
 ------------------------------------------------------------------------------------------------------------------------------
-------------------------------------------------------------------------------------------
   1 D  2.8054E-03  8.1120E-05  4.2494E-02  2.8054E-02  4.2494E-02   1.633          UL-RL  1.0844E+04   0.000       0.000
1.000       1.000      2.8054E-02   0.000       0.000     DI1_164_167_L_0
   2 D  0.5800     -1.5393E-05   3.284       2.900       3.284       17.36         UL-RL  1.0844E+04 -0.2000       0.000
1.000       1.000       2.900       0.000       0.000     DI1_164_167_L_0
   3 D   4.141     -1.1151E-04   6.689       20.70       6.689       35.36         UL-RL  1.0844E+04 -0.4000       0.000
1.000       1.000       20.70       0.000       0.000     DI1_164_167_L_0
   4 D   7.254     -2.0685E-04   10.30       36.27       10.30       51.12         UL-RL  1.0844E+04 -0.6000       0.000
1.000       1.000       36.27       0.000       0.000     DI1_164_167_L_0
   5 D   7.185     -3.0102E-04   14.07       35.92       14.07       50.96         UL-RL  1.0844E+04 -0.8000       0.000
1.000       1.000       35.92       0.000       0.000     DI1_164_167_L_0
   6 D   7.053     -3.9367E-04   17.90       35.26       17.90       50.49         UL-RL  1.0844E+04  -1.000       0.000
1.000       1.000       35.26       0.000       0.000     DI1_164_167_L_0
   7 D   6.882     -4.8447E-04   21.73       34.41       21.73       49.83         UL-RL  1.0844E+04  -1.200       0.000
1.000       1.000       34.41       0.000       0.000     DI1_164_167_L_0
   8 D   6.693     -5.7310E-04   25.59       33.46       25.59       49.07         UL-RL  1.0844E+04  -1.400       0.000
1.000       1.000       33.46       0.000       0.000     DI1_164_167_L_0
   9 D   6.498     -6.5929E-04   29.87       32.49       29.87       48.28         UL-RL  1.0844E+04  -1.600       0.000
1.000       1.000       32.49       0.000       0.000     DI1_164_167_L_0
  10 D   6.307     -7.4277E-04   33.96       31.54       33.96       47.51         UL-RL  1.0844E+04  -1.800       0.000
1.000       1.000       31.54       0.000       0.000     DI1_164_167_L_0
  11 D   6.127     -8.2328E-04   37.91       30.64       37.91       46.79         UL-RL  1.0844E+04  -2.000       0.000
1.000       1.000       30.64       0.000       0.000     DI1_164_167_L_0
  12 D   5.962     -9.0062E-04   41.75       29.81       41.75       46.13         UL-RL  1.0844E+04  -2.200       0.000
1.000       1.000       29.81       0.000       0.000     DI1_164_167_L_0
  13 D   5.814     -9.7456E-04   45.50       29.07       45.50       45.56         UL-RL  1.0844E+04  -2.400       0.000
1.000       1.000       29.07       0.000       0.000     DI1_164_167_L_0
  14 D   5.687     -1.0449E-03   49.18       28.44       49.18       45.08         UL-RL  1.0844E+04  -2.600       0.000
1.000       1.000       28.44       0.000       0.000     DI1_164_167_L_0
  15 D   5.582     -1.1116E-03   52.81       27.91       52.81       44.71         UL-RL  1.0844E+04  -2.800       0.000
1.000       1.000       27.91       0.000       0.000     DI1_164_167_L_0
  16 D   5.499     -1.1743E-03   56.40       27.49       56.40       44.43         UL-RL  1.0844E+04  -3.000       0.000
1.000       1.000       27.49       0.000       0.000     DI1_164_167_L_0
  17 D   5.440     -1.2330E-03   60.10       27.20       60.10       44.27         UL-RL  1.0844E+04  -3.200       0.000
1.000       1.000       27.20       0.000       0.000     DI1_164_167_L_0
  18 D   5.404     -1.2877E-03   63.60       27.02       63.60       44.21         UL-RL  1.0844E+04  -3.400       0.000
1.000       1.000       27.02       0.000       0.000     DI1_164_167_L_0
  19 D   5.394     -1.3380E-03   67.08       26.97       67.08       44.26         UL-RL  1.0844E+04  -3.600       0.000
1.000       1.000       26.97       0.000       0.000     DI1_164_167_L_0
  20 D   5.407     -1.3841E-03   70.54       27.04       70.54       44.42         UL-RL  1.0844E+04  -3.800       0.000
1.000       1.000       27.04       0.000       0.000     DI1_164_167_L_0
  21 D   5.445     -1.4259E-03   73.85       27.22       73.85       44.68         UL-RL  1.0844E+04  -4.000       0.000
1.000       1.000       27.22       0.000       0.000     DI1_164_167_L_0
  22 D   5.507     -1.4632E-03   77.28       27.53       77.28       45.04         UL-RL  1.0844E+04  -4.200       0.000
1.000       1.000       27.53       0.000       0.000     DI1_164_167_L_0
  23 D   5.592     -1.4961E-03   80.69       27.96       80.69       45.51         UL-RL  1.0844E+04  -4.400       0.000
1.000       1.000       27.96       0.000       0.000     DI1_164_167_L_0
  24 D   5.701     -1.5246E-03   84.09       28.50       84.09       46.07         UL-RL  1.0844E+04  -4.600       0.000
1.000       1.000       28.50       0.000       0.000     DI1_164_167_L_0
```

25 D	5.832	-1.5487E-03	87.48	29.16	87.48	46.72	UL-RL	1.0844E+04	-4.800	0.000	
1.000	1.000	29.16	0.000	0.000	DI1_164_167_L_0						
26 D	5.143	-1.5684E-03	90.86	25.72	90.86	49.80	ACTIVE	0.000	-5.000	0.000	
1.000	1.000	25.72	0.000	0.000	DI2_165_168_L_0						
27 D	5.342	-1.5837E-03	94.22	26.71	94.22	49.70	ACTIVE	0.000	-5.200	0.000	
1.000	1.000	26.71	0.000	0.000	DI2_165_168_L_0						
28 D	5.540	-1.5948E-03	97.58	27.70	97.58	49.77	ACTIVE	0.000	-5.400	0.000	
1.000	1.000	27.70	0.000	0.000	DI2_165_168_L_0						
29 D	5.738	-1.6017E-03	100.9	28.69	100.9	50.30	ACTIVE	0.000	-5.600	0.000	
1.000	1.000	28.69	0.000	0.000	DI2_165_168_L_0						
30 D	5.935	-1.6046E-03	104.3	29.68	104.3	51.80	ACTIVE	0.000	-5.800	0.000	
1.000	1.000	29.68	0.000	0.000	DI2_165_168_L_0						
31 D	6.133	-1.6034E-03	107.6	30.66	107.6	53.32	ACTIVE	0.000	-6.000	0.000	
1.000	1.000	30.66	0.000	0.000	DI2_165_168_L_0						
32 D	6.310	-1.5985E-03	110.6	31.55	110.6	54.83	ACTIVE	0.000	-6.200	0.000	
1.000	1.000	31.55	0.000	0.000	DI2_165_168_L_0						
33 D	6.488	-1.5899E-03	113.7	32.44	113.7	56.35	ACTIVE	0.000	-6.400	0.000	
1.000	1.000	32.44	0.000	0.000	DI2_165_168_L_0						
34 D	6.667	-1.5778E-03	116.7	33.34	116.7	57.88	ACTIVE	0.000	-6.600	0.000	
1.000	1.000	33.34	0.000	0.000	DI2_165_168_L_0						
35 D	6.847	-1.5624E-03	119.7	34.23	119.7	59.41	ACTIVE	0.000	-6.800	0.000	
1.000	1.000	34.23	0.000	0.000	DI2_165_168_L_0						
36 D	7.026	-1.5440E-03	122.8	35.13	122.8	60.94	ACTIVE	0.000	-7.000	0.000	
1.000	1.000	35.13	0.000	0.000	DI2_165_168_L_0						
37 D	7.207	-1.5228E-03	125.8	36.03	125.8	62.47	ACTIVE	0.000	-7.200	0.000	
1.000	1.000	36.03	0.000	0.000	DI2_165_168_L_0						
38 D	7.387	-1.4990E-03	128.9	36.94	128.9	64.01	ACTIVE	0.000	-7.400	0.000	
1.000	1.000	36.94	0.000	0.000	DI2_165_168_L_0						
39 D	7.569	-1.4729E-03	132.0	37.84	132.0	65.55	ACTIVE	0.000	-7.600	0.000	
1.000	1.000	37.84	0.000	0.000	DI2_165_168_L_0						
40 D	7.750	-1.4447E-03	135.0	38.75	135.0	67.09	ACTIVE	0.000	-7.800	0.000	
1.000	1.000	38.75	0.000	0.000	DI2_165_168_L_0						
41 D	7.932	-1.4147E-03	138.1	39.66	138.1	68.64	ACTIVE	0.000	-8.000	0.000	
1.000	1.000	39.66	0.000	0.000	DI2_165_168_L_0						
42 D	8.114	-1.3831E-03	141.2	40.57	141.2	70.18	ACTIVE	0.000	-8.200	0.000	
1.000	1.000	40.57	0.000	0.000	DI2_165_168_L_0						
43 D	8.297	-1.3500E-03	144.3	41.48	144.3	71.73	ACTIVE	0.000	-8.400	0.000	
1.000	1.000	41.48	0.000	0.000	DI2_165_168_L_0						
44 D	8.480	-1.3158E-03	147.4	42.40	147.4	73.28	ACTIVE	0.000	-8.600	0.000	
1.000	1.000	42.40	0.000	0.000	DI2_165_168_L_0						
45 D	8.663	-1.2805E-03	150.5	43.31	150.5	74.83	ACTIVE	0.000	-8.800	0.000	
1.000	1.000	43.31	0.000	0.000	DI2_165_168_L_0						
46 D	8.846	-1.2443E-03	153.6	44.23	153.6	76.38	ACTIVE	0.000	-9.000	0.000	
1.000	1.000	44.23	0.000	0.000	DI2_165_168_L_0						
47 D	9.030	-1.2074E-03	156.7	45.15	156.7	77.93	ACTIVE	0.000	-9.200	0.000	
1.000	1.000	45.15	0.000	0.000	DI2_165_168_L_0						
48 D	9.214	-1.1699E-03	159.8	46.07	159.8	79.48	ACTIVE	0.000	-9.400	0.000	
1.000	1.000	46.07	0.000	0.000	DI2_165_168_L_0						
49 D	9.398	-1.1320E-03	163.0	46.99	163.0	81.04	ACTIVE	0.000	-9.600	0.000	
1.000	1.000	46.99	0.000	0.000	DI2_165_168_L_0						
50 D	9.634	-1.0936E-03	166.1	48.17	166.1	82.59	UL-RL	2.6137E+04	-9.800	0.000	
1.000	1.000	48.17	0.000	0.000	DI2_165_168_L_0						
51 D	10.21	-1.0550E-03	169.2	51.03	169.2	84.15	UL-RL	2.6137E+04	-10.00	0.000	
1.000	1.000	51.03	0.000	0.000	DI2_165_168_L_0						
52 D	10.78	-1.0162E-03	172.3	53.90	172.3	85.71	UL-RL	2.6137E+04	-10.20	0.000	
1.000	1.000	53.90	0.000	0.000	DI2_165_168_L_0						
53 D	11.36	-9.7722E-04	175.5	56.78	175.5	87.27	UL-RL	2.6137E+04	-10.40	0.000	
1.000	1.000	56.78	0.000	0.000	DI2_165_168_L_0						
54 D	11.93	-9.3815E-04	178.6	59.67	178.6	88.82	UL-RL	2.6137E+04	-10.60	0.000	
1.000	1.000	59.67	0.000	0.000	DI2_165_168_L_0						
55 D	12.51	-8.9901E-04	181.8	62.56	181.8	90.38	UL-RL	2.6137E+04	-10.80	0.000	
1.000	1.000	62.56	0.000	0.000	DI2_165_168_L_0						
56 D	13.09	-8.5984E-04	184.9	65.45	184.9	91.94	UL-RL	2.6137E+04	-11.00	0.000	
1.000	1.000	65.45	0.000	0.000	DI2_165_168_L_0						
57 D	13.67	-8.2066E-04	188.0	68.35	188.0	93.50	UL-RL	2.6137E+04	-11.20	0.000	
1.000	1.000	68.35	0.000	0.000	DI2_165_168_L_0						
58 D	10.69	-7.8147E-04	191.2	71.24	191.2	95.06	UL-RL	2.6137E+04	-11.40	0.000	
1.000	1.000	71.24	0.000	0.000	DI2_165_168_L_0						
59 D	3.635	-7.6187E-04	192.8	72.69	192.8	95.84	UL-RL	2.6137E+04	-11.50	0.000	
1.000	1.000	72.69	0.000	0.000	DI2_165_168_L_0						

```
+-----------------------------------------------------------------------------------------------------------------------+
|                  PARATIEPLUS(TM)   NLS ENGINE RELEASE  2018.0    FULL VERSION  *Build date:Nov 13, 2017*              |
|                                                                                                                       |
|                                   NewProject.BaseDesignSection_28.SISMICASTR_1243                                     |
|                                  Exe Time : 4 September 2018 18:05:32                                                 |
+-----------------------------------------------------------------------------------------------------------------------+
New Project


S T R E S S   R E S U L T S   F O R   G R O U P   N O.   2

0_R                                                          :
ELEMENT TYPE    5 NO.OF ELEMENTS. IN THIS GROUP   59
C U R R E N T   T I M E   I S     4.0000

 HARDENING 2D SOIL ELEMENT

 ****** TOTAL STRESS FORMULATION *****

 EL *   FORCE     DISPL-Y  VERTICAL-P  HORIZON.-P     MAX-V-P     MAX-H-P          STATE   STIFFNESS Z-LEVEL      PORE
E FACTOR    UFACTOR       Peq          Su_a        Su_p     LAYER
 ---------------------------------------------------------------------------------------------------------------------------
-----------------------------------------------------------------------------------------------
   1     0.000         --          --          --          --          --          REMOVED     --        0.000       0.000
1.000       1.000       0.000       0.000       0.000     not available
   2     0.000         --          --          --          --          --          REMOVED     --      -0.2000       0.000
1.000       1.000       0.000       0.000       0.000     not available
   3     0.000         --          --          --          --          --          REMOVED     --      -0.4000       0.000
1.000       1.000       0.000       0.000       0.000     not available
   4     0.000         --          --          --          --          --          REMOVED     --      -0.6000       0.000
1.000       1.000       0.000       0.000       0.000     not available
   5     0.000         --          --          --          --          --          REMOVED     --      -0.8000       0.000
1.000       1.000       0.000       0.000       0.000     not available
   6     0.000         --          --          --          --          --          REMOVED     --       -1.000       0.000
1.000       1.000       0.000       0.000       0.000     not available
   7     0.000         --          --          --          --          --          REMOVED     --       -1.200       0.000
1.000       1.000       0.000       0.000       0.000     not available
   8     0.000         --          --          --          --          --          REMOVED     --       -1.400       0.000
1.000       1.000       0.000       0.000       0.000     not available
   9     0.000         --          --          --          --          --          REMOVED     --       -1.600       0.000
1.000       1.000       0.000       0.000       0.000     not available
  10     0.000         --          --          --          --          --          REMOVED     --       -1.800       0.000
1.000       1.000       0.000       0.000       0.000     not available
  11     0.000         --          --          --          --          --          REMOVED     --       -2.000       0.000
1.000       1.000       0.000       0.000       0.000     not available
  12     0.000         --          --          --          --          --          REMOVED     --       -2.200       0.000
1.000       1.000       0.000       0.000       0.000     not available
  13     0.000         --          --          --          --          --          REMOVED     --       -2.400       0.000
1.000       1.000       0.000       0.000       0.000     not available
  14     0.000         --          --          --          --          --          REMOVED     --       -2.600       0.000
1.000       1.000       0.000       0.000       0.000     not available
  15     0.000         --          --          --          --          --          REMOVED     --       -2.800       0.000
1.000       1.000       0.000       0.000       0.000     not available
  16     0.000         --          --          --          --          --          REMOVED     --       -3.000       0.000
1.000       1.000       0.000       0.000       0.000     not available
  17     0.000         --          --          --          --          --          REMOVED     --       -3.200       0.000
1.000       1.000       0.000       0.000       0.000     not available
  18     0.000         --          --          --          --          --          REMOVED     --       -3.400       0.000
1.000       1.000       0.000       0.000       0.000     not available
  19     0.000         --          --          --          --          --          REMOVED     --       -3.600       0.000
1.000       1.000       0.000       0.000       0.000     not available
  20     0.000         --          --          --          --          --          REMOVED     --       -3.800       0.000
1.000       1.000       0.000       0.000       0.000     not available
  21     0.000         --          --          --          --          --          REMOVED     --       -4.000       0.000
1.000       1.000       0.000       0.000       0.000     not available
  22     0.000         --          --          --          --          --          REMOVED     --       -4.200       0.000
1.000       1.000       0.000       0.000       0.000     not available
  23     0.000         --          --          --          --          --          REMOVED     --       -4.400       0.000
1.000       1.000       0.000       0.000       0.000     not available
  24     0.000         --          --          --          --          --          REMOVED     --       -4.600       0.000
1.000       1.000       0.000       0.000       0.000     not available
```

25	0.000	--	--	--	--	--	REMOVED	--	-4.800	0.000		
1.000	1.000	0.000	0.000	0.000	not available							
26	0.000	--	--	--	--	--	REMOVED	--	-5.000	0.000		
1.000	1.000	0.000	0.000	0.000	not available							
27	0.000	--	--	--	--	--	REMOVED	--	-5.200	0.000		
1.000	1.000	0.000	0.000	0.000	not available							
28	0.000	--	--	--	--	--	REMOVED	--	-5.400	0.000		
1.000	1.000	0.000	0.000	0.000	not available							
29	0.000	--	--	--	--	--	REMOVED	--	-5.600	0.000		
1.000	1.000	0.000	0.000	0.000	not available							
30	0.000	--	--	--	--	--	REMOVED	--	-5.800	0.000		
1.000	1.000	0.000	0.000	0.000	not available							
31	0.000	--	--	--	--	--	REMOVED	--	-6.000	0.000		
1.000	1.000	0.000	0.000	0.000	not available							
32	0.000	--	--	--	--	--	REMOVED	--	-6.200	0.000		
1.000	1.000	0.000	0.000	0.000	not available							
33	0.000	--	--	--	--	--	REMOVED	--	-6.400	0.000		
1.000	1.000	0.000	0.000	0.000	not available							
34	0.000	--	--	--	--	--	REMOVED	--	-6.600	0.000		
1.000	1.000	0.000	0.000	0.000	not available							
35	0.000	--	--	--	--	--	REMOVED	--	-6.800	0.000		
1.000	1.000	0.000	0.000	0.000	not available							
36 D	4.211	1.5440E-03	3.200	21.05	112.0	61.41	PASSIVE	0.000	-7.000	0.000		
1.000	1.000	21.05	0.000	0.000	DI2_165_168_L_0							
37 D	7.513	1.5228E-03	6.400	37.57	115.2	63.09	PASSIVE	0.000	-7.200	0.000		
1.000	1.000	37.57	0.000	0.000	DI2_165_168_L_0							
38 D	10.70	1.4990E-03	9.600	53.51	118.4	64.75	UL-RL	1.8853E+04	-7.400	0.000		
1.000	1.000	53.51	0.000	0.000	DI2_165_168_L_0							
39 D	11.17	1.4729E-03	12.80	55.87	121.6	66.37	UL-RL	1.8853E+04	-7.600	0.000		
1.000	1.000	55.87	0.000	0.000	DI2_165_168_L_0							
40 D	11.58	1.4447E-03	16.00	57.92	124.8	67.96	UL-RL	1.8853E+04	-7.800	0.000		
1.000	1.000	57.92	0.000	0.000	DI2_165_168_L_0							
41 D	11.95	1.4147E-03	19.20	59.75	128.0	69.51	UL-RL	1.8853E+04	-8.000	0.000		
1.000	1.000	59.75	0.000	0.000	DI2_165_168_L_0							
42 D	12.28	1.3831E-03	22.40	61.40	131.2	71.04	UL-RL	1.8853E+04	-8.200	0.000		
1.000	1.000	61.40	0.000	0.000	DI2_165_168_L_0							
43 D	12.59	1.3500E-03	25.60	62.93	134.4	72.55	UL-RL	1.8853E+04	-8.400	0.000		
1.000	1.000	62.93	0.000	0.000	DI2_165_168_L_0							
44 D	12.87	1.3158E-03	28.80	64.34	137.6	74.04	UL-RL	1.8853E+04	-8.600	0.000		
1.000	1.000	64.34	0.000	0.000	DI2_165_168_L_0							
45 D	13.13	1.2805E-03	32.00	65.66	140.8	75.51	UL-RL	1.8853E+04	-8.800	0.000		
1.000	1.000	65.66	0.000	0.000	DI2_165_168_L_0							
46 D	13.38	1.2443E-03	35.20	66.91	144.0	76.97	UL-RL	1.8853E+04	-9.000	0.000		
1.000	1.000	66.91	0.000	0.000	DI2_165_168_L_0							
47 D	13.62	1.2074E-03	38.40	68.09	147.2	78.42	UL-RL	1.8853E+04	-9.200	0.000		
1.000	1.000	68.09	0.000	0.000	DI2_165_168_L_0							
48 D	13.84	1.1699E-03	41.60	69.22	150.4	79.86	UL-RL	1.8853E+04	-9.400	0.000		
1.000	1.000	69.22	0.000	0.000	DI2_165_168_L_0							
49 D	14.06	1.1320E-03	44.80	70.31	153.6	81.29	UL-RL	1.8853E+04	-9.600	0.000		
1.000	1.000	70.31	0.000	0.000	DI2_165_168_L_0							
50 D	14.27	1.0936E-03	48.00	71.37	156.8	82.72	UL-RL	1.8853E+04	-9.800	0.000		
1.000	1.000	71.37	0.000	0.000	DI2_165_168_L_0							
51 D	14.48	1.0550E-03	51.20	72.38	160.0	84.15	UL-RL	1.8853E+04	-10.00	0.000		
1.000	1.000	72.38	0.000	0.000	DI2_165_168_L_0							
52 D	14.66	1.0162E-03	54.40	73.30	163.2	85.71	UL-RL	1.8853E+04	-10.20	0.000		
1.000	1.000	73.30	0.000	0.000	DI2_165_168_L_0							
53 D	14.84	9.7722E-04	57.60	74.19	166.4	87.27	UL-RL	1.8853E+04	-10.40	0.000		
1.000	1.000	74.19	0.000	0.000	DI2_165_168_L_0							
54 D	15.01	9.3815E-04	60.80	75.07	169.6	88.82	UL-RL	1.8853E+04	-10.60	0.000		
1.000	1.000	75.07	0.000	0.000	DI2_165_168_L_0							
55 D	15.18	8.9901E-04	64.00	75.92	172.8	90.38	UL-RL	1.8853E+04	-10.80	0.000		
1.000	1.000	75.92	0.000	0.000	DI2_165_168_L_0							
56 D	15.35	8.5984E-04	67.20	76.77	176.0	91.94	UL-RL	1.8853E+04	-11.00	0.000		
1.000	1.000	76.77	0.000	0.000	DI2_165_168_L_0							
57 D	15.52	8.2066E-04	70.40	77.60	179.2	93.50	UL-RL	1.8853E+04	-11.20	0.000		
1.000	1.000	77.60	0.000	0.000	DI2_165_168_L_0							
58 D	11.76	7.8147E-04	73.60	78.42	182.4	95.06	UL-RL	1.8853E+04	-11.40	0.000		
1.000	1.000	78.42	0.000	0.000	DI2_165_168_L_0							
59 D	3.941	7.6187E-04	75.20	78.83	184.0	95.84	UL-RL	1.8853E+04	-11.50	0.000		
1.000	1.000	78.83	0.000	0.000	DI2_165_168_L_0							

```
+-------------------------------------------------------------------------------------------------------------------------+
|                   PARATIEPLUS(TM)   NLS ENGINE RELEASE  2018.0    FULL VERSION  *Build date:Nov 13, 2017*              |
|                                                                                                                         |
|                                    NewProject.BaseDesignSection_28.SISMICASTR_1243                                      |
|                                   Exe Time : 4 September 2018 18:05:32                                                  |
+-------------------------------------------------------------------------------------------------------------------------+
New Project


S T R E S S   R E S U L T S   F O R   G R O U P   N O.   3

WallElement_33                                                :
ELEMENT TYPE    2 NO.OF ELEMENTS. IN THIS GROUP   58
C U R R E N T   T I M E   I S     4.0000

 WALL2D ELEMENT

   EL      TA          TB          MA          MB
-------------------------------------------------------
    1 -121.61      121.61    -1.34293E-12 -24.322
    2 -121.03      121.03      24.322     -48.528
    3 -116.89      116.89      48.528     -71.906
    4 -109.64      109.64      71.906     -93.833
    5 -102.45      102.45      93.833     -114.32
    6 -95.397      95.397      114.32     -133.40
    7 -88.515      88.515      133.40     -151.11
    8 -81.823      81.823      151.11     -167.47
    9 -75.325      75.325      167.47     -182.53
   10 -69.018      69.018      182.53     -196.34
   11 -62.890      62.890      196.34     -208.92
   12 -56.929      56.929      208.92     -220.30
   13 -51.114      51.114      220.30     -230.53
   14 -45.427      45.427      230.53     -239.61
   15 -39.846      39.846      239.61     -247.58
   16 -34.347      34.347      247.58     -254.45
   17 -28.907      28.907      254.45     -260.23
   18 -23.503      23.503      260.23     -264.93
   19 -18.109      18.109      264.93     -268.55
   20 -12.702      12.702      268.55     -271.09
   21 -7.2572      7.2572      271.09     -272.55
   22 -1.7505      1.7505      272.55     -272.90
   23  3.8416     -3.8416      272.90     -272.13
   24  9.5423     -9.5423      272.13     -270.22
   25  15.374     -15.374      270.22     -267.14
   26  20.518     -20.518      267.14     -263.04
   27  25.859     -25.859      263.04     -257.87
   28  31.400     -31.400      257.87     -251.59
   29  37.138     -37.138      251.59     -244.16
   30  43.073     -43.073      244.16     -235.55
   31  49.206     -49.206      235.55     -225.70
   32  55.516     -55.516      225.70     -214.60
   33  62.005     -62.005      214.60     -202.20
   34  68.672     -68.672      202.20     -188.47
   35  75.518     -75.518      188.47     -173.36
   36  78.334     -78.334      173.36     -157.70
   37  78.027     -78.027      157.70     -142.09
   38  74.713     -74.713      142.09     -127.15
   39  71.107     -71.107      127.15     -112.93
   40  67.273     -67.273      112.93     -99.472
   41  63.255     -63.255      99.472     -86.821
   42  59.088     -59.088      86.821     -75.004
   43  54.800     -54.800      75.004     -64.044
   44  50.412     -50.412      64.044     -53.961
   45  45.943     -45.943      53.961     -44.773
   46  41.409     -41.409      44.773     -36.491
   47  36.820     -36.820      36.491     -29.127
   48  32.189     -32.189      29.127     -22.689
   49  27.524     -27.524      22.689     -17.184
   50  22.885     -22.885      17.184     -12.607
   51  18.614     -18.614      12.607     -8.8842
   52  14.734     -14.734      8.8842     -5.9376
```

53	11.251	-11.251	5.9376	-3.6875
54	8.1703	-8.1703	3.6875	-2.0534
55	5.4969	-5.4969	2.0534	-0.95403
56	3.2336	-3.2336	0.95403	-0.30731
57	1.3832	-1.3832	0.30731	-3.06762E-02
58	0.30673	-0.30673	3.06762E-02	9.22284E-12

```
+-------------------------------------------------------------------------------------------------------------------------------+
|                   PARATIEPLUS(TM)   NLS ENGINE RELEASE  2018.0    FULL VERSION  *Build date:Nov 13, 2017*                    |
|                                                                                                                               |
|                                    NewProject.BaseDesignSection_28.SISMICASTR_1243                                            |
|                                   Exe Time : 4 September 2018 18:05:32                                                        |
+-------------------------------------------------------------------------------------------------------------------------------+
New Project


S T R E S S    R E S U L T S    F O R    G R O U P    N O.    4

Tieback_175                                                  :
ELEMENT TYPE    6 NO.OF ELEMENTS. IN THIS GROUP    1
C U R R E N T    T I M E    I S      4.0000

 POST-TENSION 2D-BOUNDARY ELEMENT

         EL    FORCE          d0          EDISPL     pl. eps          K     -ve limit   +ve limit
-----------------------------------------------------------------------------------------------------
 ANCHOR    1   140.42     -1.31907E-03 -1.79575E-04   0.0000       1689.0       0.0000       0.0000     ELASTIC  ORIGINAL
YOUNG MODULUS

 ITER     0 RNORM = 0.000     RMNORM= 0.000
             RINORM=0.4034E+06 RIMNOR=0.3554E+07
             RENORM= 18.64     REMNOR=0.5012E-19 RATIO =0.6797E-02 TOLER =0.1000E-03  NOT CONVERGED
             RFMAX = 121.6     RMMAX = 272.9
             RTSMAL=0.1000E-02 RMSMAL=0.1000E-02
             RDT   =0.4034E+06 RDR   =0.3554E+07
             RATIOT=0.6797E-02 RATIOR= 0.000
             MAX UN=0.1390E-02 IEQ=     1 NODE      1 DOF   1  Y-DISPL.F
             MIN UN=-1.649     IEQ=    71 NODE     36 DOF   1  Y-DISPL.F
             NO. OF CONTACT CONSTRAINT VIOLATIONS     0


 ITER     2 RNORM = 0.000     RMNORM= 0.000
             RINORM=0.4034E+06 RIMNOR=0.3554E+07
             RENORM=0.2028E-02 REMNOR=0.4488E-19 RATIO =0.7091E-04 TOLER =0.1000E-03      CONVERGED !
             RFMAX = 121.6     RMMAX = 272.9
             RTSMAL=0.1000E-02 RMSMAL=0.1000E-02
             RDT   =0.4034E+06 RDR   =0.3554E+07
             RATIOT=0.7091E-04 RATIOR= 0.000
             MAX UN=0.1803E-01 IEQ=     1 NODE      1 DOF   1  Y-DISPL.F
             MIN UN=-.4127E-01 IEQ=    65 NODE     33 DOF   1  Y-DISPL.F
             NO. OF CONTACT CONSTRAINT VIOLATIONS     0
```

```
+-------------------------------------------------------------------------------------------------------------------------+
|                   PARATIEPLUS(TM)   NLS ENGINE RELEASE  2018.0    FULL VERSION  *Build date:Nov 13, 2017*              |
|                                                                                                                         |
|                                    NewProject.BaseDesignSection_28.SISMICASTR_1243                                      |
|                                   Exe Time : 4 September 2018 18:05:32                                                  |
+-------------------------------------------------------------------------------------------------------------------------+
New Project
SOLUTION REACHED USING     2 ITERATIONS ON   40

P R I N T   O U T   F O R   T I M E   S T E P    5     ( AT TIME   5.000     )

PRINT OUT OF ACTIVE COMPONENTS (FIXED NODES ARE NOT PRINTED OUT)

          Y-DISPL.F        X-ROT. F
            (02)             (04)           (
    1  -6.3206637E-05   4.7105012E-04
    2   3.0937573E-05   4.7006291E-04
    3   1.2468719E-04   4.6710570E-04
    4   2.1765104E-04   4.6221631E-04
    5   3.0945104E-04   4.5548678E-04
    6   3.9973087E-04   4.4703395E-04
    7   4.8815742E-04   4.3697310E-04
    8   5.7442044E-04   4.2541715E-04
    9   6.5823195E-04   4.1247616E-04
   10   7.3932570E-04   3.9825717E-04
   11   8.1745655E-04   3.8286419E-04
   12   8.9239985E-04   3.6639827E-04
   13   9.6395089E-04   3.4895778E-04
   14   1.0319244E-03   3.3063860E-04
   15   1.0961540E-03   3.1153448E-04
   16   1.1564920E-03   2.9173738E-04
   17   1.2128091E-03   2.7133768E-04
   18   1.2649931E-03   2.5042504E-04
   19   1.3129508E-03   2.2908811E-04
   20   1.3566060E-03   2.0741536E-04
   21   1.3959003E-03   1.8549547E-04
   22   1.4307934E-03   1.6341730E-04
   23   1.4612626E-03   1.4127093E-04
   24   1.4873033E-03   1.1914762E-04
   25   1.5089294E-03   9.7140274E-05
   26   1.5261735E-03   7.5343841E-05
   27   1.5390871E-03   5.3849983E-05
   28   1.5477395E-03   3.2747255E-05
   29   1.5522182E-03   1.2127967E-05
   30   1.5526293E-03  -7.9122592E-06
   31   1.5490985E-03  -2.7274388E-05
   32   1.5417716E-03  -4.5855888E-05
   33   1.5308152E-03  -6.3551257E-05
   34   1.5164175E-03  -8.0251294E-05
   35   1.4987884E-03  -9.5845993E-05
   36   1.4781600E-03  -1.1022732E-04
   37   1.4547830E-03  -1.2332759E-04
   38   1.4289148E-03  -1.3514160E-04
   39   1.4008094E-03  -1.4570970E-04
   40   1.3707097E-03  -1.5509658E-04
   41   1.3388451E-03  -1.6336932E-04
   42   1.3054316E-03  -1.7059694E-04
   43   1.2706713E-03  -1.7685001E-04
   44   1.2347518E-03  -1.8220034E-04
   45   1.1978467E-03  -1.8672067E-04
   46   1.1601141E-03  -1.9048451E-04
   47   1.1216983E-03  -1.9356589E-04
   48   1.0827283E-03  -1.9603921E-04
   49   1.0433182E-03  -1.9797911E-04
   50   1.0035675E-03  -1.9946038E-04
   51   9.6355988E-04  -2.0055741E-04
   52   9.2336438E-04  -2.0134097E-04
   53   8.8304113E-04  -2.0187518E-04
   54   8.4262911E-04  -2.0221756E-04
   55   8.0216353E-04  -2.0241861E-04
   56   7.6166818E-04  -2.0252200E-04
```

```
57   7.2115880E-04  -2.0256438E-04
58   6.8064451E-04  -2.0257545E-04
59   6.6038491E-04  -2.0257594E-04
```

```
+-------------------------------------------------------------------------------------------------------------------------------+
|                   PARATIEPLUS(TM)   NLS ENGINE RELEASE  2018.0    FULL VERSION  *Build date:Nov 13, 2017*                    |
|                                                                                                                               |
|                                    NewProject.BaseDesignSection_28.SISMICASTR_1243                                            |
|                                   Exe Time : 4 September 2018 18:05:32                                                        |
+-------------------------------------------------------------------------------------------------------------------------------+
New Project


S T R E S S   R E S U L T S   F O R   G R O U P   N O.   1

0_L                                                              :
ELEMENT TYPE    5 NO.OF ELEMENTS. IN THIS GROUP   59
C U R R E N T   T I M E   I S      5.0000

 HARDENING 2D SOIL ELEMENT

 ****** TOTAL STRESS FORMULATION *****

  EL *   FORCE     DISPL-Y  VERTICAL-P  HORIZON.-P     MAX-V-P     MAX-H-P           STATE   STIFFNESS Z-LEVEL      PORE
E FACTOR    UFACTOR       Peq           Su_a         Su_p     LAYER
 ------------------------------------------------------------------------------------------------------------------------------
-------------------------------------------------------------------------------------------
   1 D  1.4150E-03  6.3207E-05  4.2494E-02  1.4150E-02  4.2494E-02   1.633          ACTIVE   0.000       0.000       0.000
1.000       1.000      1.4150E-02   0.000       0.000     DI1_164_167_L_0
   2 D  0.5463     -3.0938E-05   3.284       2.731       3.284       17.36         UL-RL  1.0844E+04 -0.2000       0.000
1.000       1.000       2.731       0.000       0.000     DI1_164_167_L_0
   3 D   4.112     -1.2469E-04   6.689       20.56       6.689       35.36         UL-RL  1.0844E+04 -0.4000       0.000
1.000       1.000       20.56       0.000       0.000     DI1_164_167_L_0
   4 D   7.231     -2.1765E-04   10.30       36.15       10.30       51.12         UL-RL  1.0844E+04 -0.6000       0.000
1.000       1.000       36.15       0.000       0.000     DI1_164_167_L_0
   5 D   7.167     -3.0945E-04   14.07       35.83       14.07       50.96         UL-RL  1.0844E+04 -0.8000       0.000
1.000       1.000       35.83       0.000       0.000     DI1_164_167_L_0
   6 D   7.040     -3.9973E-04   17.90       35.20       17.90       50.49         UL-RL  1.0844E+04  -1.000       0.000
1.000       1.000       35.20       0.000       0.000     DI1_164_167_L_0
   7 D   6.874     -4.8816E-04   21.73       34.37       21.73       49.83         UL-RL  1.0844E+04  -1.200       0.000
1.000       1.000       34.37       0.000       0.000     DI1_164_167_L_0
   8 D   6.690     -5.7442E-04   25.59       33.45       25.59       49.07         UL-RL  1.0844E+04  -1.400       0.000
1.000       1.000       33.45       0.000       0.000     DI1_164_167_L_0
   9 D   6.500     -6.5823E-04   29.87       32.50       29.87       48.28         UL-RL  1.0844E+04  -1.600       0.000
1.000       1.000       32.50       0.000       0.000     DI1_164_167_L_0
  10 D   6.315     -7.3933E-04   33.96       31.57       33.96       47.51         UL-RL  1.0844E+04  -1.800       0.000
1.000       1.000       31.57       0.000       0.000     DI1_164_167_L_0
  11 D   6.140     -8.1746E-04   37.91       30.70       37.91       46.79         UL-RL  1.0844E+04  -2.000       0.000
1.000       1.000       30.70       0.000       0.000     DI1_164_167_L_0
  12 D   5.980     -8.9240E-04   41.75       29.90       41.75       46.13         UL-RL  1.0844E+04  -2.200       0.000
1.000       1.000       29.90       0.000       0.000     DI1_164_167_L_0
  13 D   5.837     -9.6395E-04   45.50       29.19       45.50       45.56         UL-RL  1.0844E+04  -2.400       0.000
1.000       1.000       29.19       0.000       0.000     DI1_164_167_L_0
  14 D   5.715     -1.0319E-03   49.18       28.58       49.18       45.08         UL-RL  1.0844E+04  -2.600       0.000
1.000       1.000       28.58       0.000       0.000     DI1_164_167_L_0
  15 D   5.615     -1.0962E-03   52.81       28.07       52.81       44.71         UL-RL  1.0844E+04  -2.800       0.000
1.000       1.000       28.07       0.000       0.000     DI1_164_167_L_0
  16 D   5.537     -1.1565E-03   56.40       27.69       56.40       44.43         UL-RL  1.0844E+04  -3.000       0.000
1.000       1.000       27.69       0.000       0.000     DI1_164_167_L_0
  17 D   5.484     -1.2128E-03   60.10       27.42       60.10       44.27         UL-RL  1.0844E+04  -3.200       0.000
1.000       1.000       27.42       0.000       0.000     DI1_164_167_L_0
  18 D   5.454     -1.2650E-03   63.60       27.27       63.60       44.21         UL-RL  1.0844E+04  -3.400       0.000
1.000       1.000       27.27       0.000       0.000     DI1_164_167_L_0
  19 D   5.448     -1.3130E-03   67.08       27.24       67.08       44.26         UL-RL  1.0844E+04  -3.600       0.000
1.000       1.000       27.24       0.000       0.000     DI1_164_167_L_0
  20 D   5.467     -1.3566E-03   70.54       27.33       70.54       44.42         UL-RL  1.0844E+04  -3.800       0.000
1.000       1.000       27.33       0.000       0.000     DI1_164_167_L_0
  21 D   5.510     -1.3959E-03   73.85       27.55       73.85       44.68         UL-RL  1.0844E+04  -4.000       0.000
1.000       1.000       27.55       0.000       0.000     DI1_164_167_L_0
  22 D   5.577     -1.4308E-03   77.28       27.88       77.28       45.04         UL-RL  1.0844E+04  -4.200       0.000
1.000       1.000       27.88       0.000       0.000     DI1_164_167_L_0
  23 D   5.668     -1.4613E-03   80.69       28.34       80.69       45.51         UL-RL  1.0844E+04  -4.400       0.000
1.000       1.000       28.34       0.000       0.000     DI1_164_167_L_0
  24 D   5.782     -1.4873E-03   84.09       28.91       84.09       46.07         UL-RL  1.0844E+04  -4.600       0.000
1.000       1.000       28.91       0.000       0.000     DI1_164_167_L_0
```

25 D	5.918	-1.5089E-03	87.48	29.59	87.48	46.72	UL-RL	1.0844E+04	-4.800	0.000	
1.000	1.000	29.59	0.000	0.000	DI1_164_167_L_0						
26 D	5.364	-1.5262E-03	90.86	26.82	90.86	49.80	UL-RL	2.6137E+04	-5.000	0.000	
1.000	1.000	26.82	0.000	0.000	DI2_165_168_L_0						
27 D	5.575	-1.5391E-03	94.22	27.88	94.22	49.70	UL-RL	2.6137E+04	-5.200	0.000	
1.000	1.000	27.88	0.000	0.000	DI2_165_168_L_0						
28 D	5.786	-1.5477E-03	97.58	28.93	97.58	49.77	UL-RL	2.6137E+04	-5.400	0.000	
1.000	1.000	28.93	0.000	0.000	DI2_165_168_L_0						
29 D	5.997	-1.5522E-03	100.9	29.98	100.9	50.30	UL-RL	2.6137E+04	-5.600	0.000	
1.000	1.000	29.98	0.000	0.000	DI2_165_168_L_0						
30 D	6.207	-1.5526E-03	104.3	31.03	104.3	51.80	UL-RL	2.6137E+04	-5.800	0.000	
1.000	1.000	31.03	0.000	0.000	DI2_165_168_L_0						
31 D	6.417	-1.5491E-03	107.6	32.08	107.6	53.32	UL-RL	2.6137E+04	-6.000	0.000	
1.000	1.000	32.08	0.000	0.000	DI2_165_168_L_0						
32 D	6.607	-1.5418E-03	110.6	33.03	110.6	54.83	UL-RL	2.6137E+04	-6.200	0.000	
1.000	1.000	33.03	0.000	0.000	DI2_165_168_L_0						
33 D	6.797	-1.5308E-03	113.7	33.99	113.7	56.35	UL-RL	2.6137E+04	-6.400	0.000	
1.000	1.000	33.99	0.000	0.000	DI2_165_168_L_0						
34 D	6.988	-1.5164E-03	116.7	34.94	116.7	57.88	UL-RL	2.6137E+04	-6.600	0.000	
1.000	1.000	34.94	0.000	0.000	DI2_165_168_L_0						
35 D	7.179	-1.4988E-03	119.7	35.90	119.7	59.41	UL-RL	2.6137E+04	-6.800	0.000	
1.000	1.000	35.90	0.000	0.000	DI2_165_168_L_0						
36 D	7.371	-1.4782E-03	122.8	36.85	122.8	60.94	UL-RL	2.6137E+04	-7.000	0.000	
1.000	1.000	36.85	0.000	0.000	DI2_165_168_L_0						
37 D	7.562	-1.4548E-03	125.8	37.81	125.8	62.47	UL-RL	2.6137E+04	-7.200	0.000	
1.000	1.000	37.81	0.000	0.000	DI2_165_168_L_0						
38 D	7.754	-1.4289E-03	128.9	38.77	128.9	64.01	UL-RL	2.6137E+04	-7.400	0.000	
1.000	1.000	38.77	0.000	0.000	DI2_165_168_L_0						
39 D	7.945	-1.4008E-03	132.0	39.73	132.0	65.55	UL-RL	2.6137E+04	-7.600	0.000	
1.000	1.000	39.73	0.000	0.000	DI2_165_168_L_0						
40 D	8.137	-1.3707E-03	135.0	40.68	135.0	67.09	UL-RL	2.6137E+04	-7.800	0.000	
1.000	1.000	40.68	0.000	0.000	DI2_165_168_L_0						
41 D	8.329	-1.3388E-03	138.1	41.64	138.1	68.64	UL-RL	2.6137E+04	-8.000	0.000	
1.000	1.000	41.64	0.000	0.000	DI2_165_168_L_0						
42 D	8.520	-1.3054E-03	141.2	42.60	141.2	70.18	UL-RL	2.6137E+04	-8.200	0.000	
1.000	1.000	42.60	0.000	0.000	DI2_165_168_L_0						
43 D	8.712	-1.2707E-03	144.3	43.56	144.3	71.73	UL-RL	2.6137E+04	-8.400	0.000	
1.000	1.000	43.56	0.000	0.000	DI2_165_168_L_0						
44 D	8.903	-1.2348E-03	147.4	44.52	147.4	73.28	UL-RL	2.6137E+04	-8.600	0.000	
1.000	1.000	44.52	0.000	0.000	DI2_165_168_L_0						
45 D	9.095	-1.1978E-03	150.5	45.47	150.5	74.83	UL-RL	2.6137E+04	-8.800	0.000	
1.000	1.000	45.47	0.000	0.000	DI2_165_168_L_0						
46 D	9.286	-1.1601E-03	153.6	46.43	153.6	76.38	UL-RL	2.6137E+04	-9.000	0.000	
1.000	1.000	46.43	0.000	0.000	DI2_165_168_L_0						
47 D	9.478	-1.1217E-03	156.7	47.39	156.7	77.93	UL-RL	2.6137E+04	-9.200	0.000	
1.000	1.000	47.39	0.000	0.000	DI2_165_168_L_0						
48 D	9.670	-1.0827E-03	159.8	48.35	159.8	79.48	UL-RL	2.6137E+04	-9.400	0.000	
1.000	1.000	48.35	0.000	0.000	DI2_165_168_L_0						
49 D	9.861	-1.0433E-03	163.0	49.31	163.0	81.04	UL-RL	2.6137E+04	-9.600	0.000	
1.000	1.000	49.31	0.000	0.000	DI2_165_168_L_0						
50 D	10.11	-1.0036E-03	166.1	50.53	166.1	82.59	UL-RL	2.6137E+04	-9.800	0.000	
1.000	1.000	50.53	0.000	0.000	DI2_165_168_L_0						
51 D	10.68	-9.6356E-04	169.2	53.42	169.2	84.15	UL-RL	2.6137E+04	-10.00	0.000	
1.000	1.000	53.42	0.000	0.000	DI2_165_168_L_0						
52 D	11.26	-9.2336E-04	172.3	56.32	172.3	85.71	UL-RL	2.6137E+04	-10.20	0.000	
1.000	1.000	56.32	0.000	0.000	DI2_165_168_L_0						
53 D	11.85	-8.8304E-04	175.5	59.24	175.5	87.27	UL-RL	2.6137E+04	-10.40	0.000	
1.000	1.000	59.24	0.000	0.000	DI2_165_168_L_0						
54 D	12.43	-8.4263E-04	178.6	62.16	178.6	88.82	UL-RL	2.6137E+04	-10.60	0.000	
1.000	1.000	62.16	0.000	0.000	DI2_165_168_L_0						
55 D	13.02	-8.0216E-04	181.8	65.09	181.8	90.38	UL-RL	2.6137E+04	-10.80	0.000	
1.000	1.000	65.09	0.000	0.000	DI2_165_168_L_0						
56 D	13.60	-7.6167E-04	184.9	68.02	184.9	91.94	UL-RL	2.6137E+04	-11.00	0.000	
1.000	1.000	68.02	0.000	0.000	DI2_165_168_L_0						
57 D	14.19	-7.2116E-04	188.0	70.95	188.0	93.50	UL-RL	2.6137E+04	-11.20	0.000	
1.000	1.000	70.95	0.000	0.000	DI2_165_168_L_0						
58 D	11.08	-6.8064E-04	191.2	73.88	191.2	95.06	UL-RL	2.6137E+04	-11.40	0.000	
1.000	1.000	73.88	0.000	0.000	DI2_165_168_L_0						
59 D	3.767	-6.6038E-04	192.8	75.34	192.8	95.84	UL-RL	2.6137E+04	-11.50	0.000	
1.000	1.000	75.34	0.000	0.000	DI2_165_168_L_0						

```
+-----------------------------------------------------------------------------------------------------------------------+
|                  PARATIEPLUS(TM)   NLS ENGINE RELEASE  2018.0    FULL VERSION  *Build date:Nov 13, 2017*              |
|                                                                                                                       |
|                                   NewProject.BaseDesignSection_28.SISMICASTR_1243                                     |
|                                  Exe Time : 4 September 2018 18:05:32                                                 |
+-----------------------------------------------------------------------------------------------------------------------+
New Project


S T R E S S   R E S U L T S   F O R   G R O U P   N O.   2

0_R                                                          :
ELEMENT TYPE    5 NO.OF ELEMENTS. IN THIS GROUP   59
C U R R E N T   T I M E   I S     5.0000

 HARDENING 2D SOIL ELEMENT

 ****** TOTAL STRESS FORMULATION *****

 EL *   FORCE     DISPL-Y  VERTICAL-P  HORIZON.-P     MAX-V-P     MAX-H-P          STATE   STIFFNESS Z-LEVEL      PORE
E FACTOR    UFACTOR       Peq          Su_a        Su_p     LAYER
 ---------------------------------------------------------------------------------------------------------------------------
-----------------------------------------------------------------------------------------------
   1     0.000         --          --          --          --          --          REMOVED     --        0.000       0.000
1.000       1.000       0.000       0.000       0.000     not available
   2     0.000         --          --          --          --          --          REMOVED     --      -0.2000       0.000
1.000       1.000       0.000       0.000       0.000     not available
   3     0.000         --          --          --          --          --          REMOVED     --      -0.4000       0.000
1.000       1.000       0.000       0.000       0.000     not available
   4     0.000         --          --          --          --          --          REMOVED     --      -0.6000       0.000
1.000       1.000       0.000       0.000       0.000     not available
   5     0.000         --          --          --          --          --          REMOVED     --      -0.8000       0.000
1.000       1.000       0.000       0.000       0.000     not available
   6     0.000         --          --          --          --          --          REMOVED     --       -1.000       0.000
1.000       1.000       0.000       0.000       0.000     not available
   7     0.000         --          --          --          --          --          REMOVED     --       -1.200       0.000
1.000       1.000       0.000       0.000       0.000     not available
   8     0.000         --          --          --          --          --          REMOVED     --       -1.400       0.000
1.000       1.000       0.000       0.000       0.000     not available
   9     0.000         --          --          --          --          --          REMOVED     --       -1.600       0.000
1.000       1.000       0.000       0.000       0.000     not available
  10     0.000         --          --          --          --          --          REMOVED     --       -1.800       0.000
1.000       1.000       0.000       0.000       0.000     not available
  11     0.000         --          --          --          --          --          REMOVED     --       -2.000       0.000
1.000       1.000       0.000       0.000       0.000     not available
  12     0.000         --          --          --          --          --          REMOVED     --       -2.200       0.000
1.000       1.000       0.000       0.000       0.000     not available
  13     0.000         --          --          --          --          --          REMOVED     --       -2.400       0.000
1.000       1.000       0.000       0.000       0.000     not available
  14     0.000         --          --          --          --          --          REMOVED     --       -2.600       0.000
1.000       1.000       0.000       0.000       0.000     not available
  15     0.000         --          --          --          --          --          REMOVED     --       -2.800       0.000
1.000       1.000       0.000       0.000       0.000     not available
  16     0.000         --          --          --          --          --          REMOVED     --       -3.000       0.000
1.000       1.000       0.000       0.000       0.000     not available
  17     0.000         --          --          --          --          --          REMOVED     --       -3.200       0.000
1.000       1.000       0.000       0.000       0.000     not available
  18     0.000         --          --          --          --          --          REMOVED     --       -3.400       0.000
1.000       1.000       0.000       0.000       0.000     not available
  19     0.000         --          --          --          --          --          REMOVED     --       -3.600       0.000
1.000       1.000       0.000       0.000       0.000     not available
  20     0.000         --          --          --          --          --          REMOVED     --       -3.800       0.000
1.000       1.000       0.000       0.000       0.000     not available
  21     0.000         --          --          --          --          --          REMOVED     --       -4.000       0.000
1.000       1.000       0.000       0.000       0.000     not available
  22     0.000         --          --          --          --          --          REMOVED     --       -4.200       0.000
1.000       1.000       0.000       0.000       0.000     not available
  23     0.000         --          --          --          --          --          REMOVED     --       -4.400       0.000
1.000       1.000       0.000       0.000       0.000     not available
  24     0.000         --          --          --          --          --          REMOVED     --       -4.600       0.000
1.000       1.000       0.000       0.000       0.000     not available
```

25	0.000	--	--	--	--	--	REMOVED	--	-4.800	0.000	
1.000	1.000	0.000	0.000	0.000	not available						
26	0.000	--	--	--	--	--	REMOVED	--	-5.000	0.000	
1.000	1.000	0.000	0.000	0.000	not available						
27	0.000	--	--	--	--	--	REMOVED	--	-5.200	0.000	
1.000	1.000	0.000	0.000	0.000	not available						
28	0.000	--	--	--	--	--	REMOVED	--	-5.400	0.000	
1.000	1.000	0.000	0.000	0.000	not available						
29	0.000	--	--	--	--	--	REMOVED	--	-5.600	0.000	
1.000	1.000	0.000	0.000	0.000	not available						
30	0.000	--	--	--	--	--	REMOVED	--	-5.800	0.000	
1.000	1.000	0.000	0.000	0.000	not available						
31	0.000	--	--	--	--	--	REMOVED	--	-6.000	0.000	
1.000	1.000	0.000	0.000	0.000	not available						
32	0.000	--	--	--	--	--	REMOVED	--	-6.200	0.000	
1.000	1.000	0.000	0.000	0.000	not available						
33 D	0.000	1.5308E-03	1.600	0.000	1.600	0.8000	ACTIVE	0.000	-6.400	0.000	
1.000	1.000	0.000	0.000	0.000	DI2_165_168_L_0						
34 D	0.2709	1.5164E-03	4.800	1.354	4.800	2.400	UL-RL	1.7040E+04	-6.600	0.000	
1.000	1.000	1.354	0.000	0.000	DI2_165_168_L_0						
35 D	0.5832	1.4988E-03	8.000	2.916	8.000	4.000	UL-RL	1.7040E+04	-6.800	0.000	
1.000	1.000	2.916	0.000	0.000	DI2_165_168_L_0						
36 D	5.635	1.4782E-03	11.20	28.18	112.0	61.41	UL-RL	1.7040E+04	-7.000	0.000	
1.000	1.000	28.18	0.000	0.000	DI2_165_168_L_0						
37 D	8.639	1.4548E-03	14.40	43.20	115.2	63.09	UL-RL	1.7040E+04	-7.200	0.000	
1.000	1.000	43.20	0.000	0.000	DI2_165_168_L_0						
38 D	11.66	1.4289E-03	17.60	58.28	118.4	64.75	UL-RL	1.7040E+04	-7.400	0.000	
1.000	1.000	58.28	0.000	0.000	DI2_165_168_L_0						
39 D	12.01	1.4008E-03	20.80	60.06	121.6	66.37	UL-RL	1.7040E+04	-7.600	0.000	
1.000	1.000	60.06	0.000	0.000	DI2_165_168_L_0						
40 D	12.34	1.3707E-03	24.00	61.68	124.8	67.96	UL-RL	1.7040E+04	-7.800	0.000	
1.000	1.000	61.68	0.000	0.000	DI2_165_168_L_0						
41 D	12.63	1.3388E-03	27.20	63.17	128.0	69.51	UL-RL	1.7040E+04	-8.000	0.000	
1.000	1.000	63.17	0.000	0.000	DI2_165_168_L_0						
42 D	12.91	1.3054E-03	30.40	64.55	131.2	71.04	UL-RL	1.7040E+04	-8.200	0.000	
1.000	1.000	64.55	0.000	0.000	DI2_165_168_L_0						
43 D	13.17	1.2707E-03	33.60	65.84	134.4	72.55	UL-RL	1.7040E+04	-8.400	0.000	
1.000	1.000	65.84	0.000	0.000	DI2_165_168_L_0						
44 D	13.41	1.2348E-03	36.80	67.06	137.6	74.04	UL-RL	1.7040E+04	-8.600	0.000	
1.000	1.000	67.06	0.000	0.000	DI2_165_168_L_0						
45 D	13.64	1.1978E-03	40.00	68.21	140.8	75.51	UL-RL	1.7040E+04	-8.800	0.000	
1.000	1.000	68.21	0.000	0.000	DI2_165_168_L_0						
46 D	13.86	1.1601E-03	43.20	69.31	144.0	76.97	UL-RL	1.7040E+04	-9.000	0.000	
1.000	1.000	69.31	0.000	0.000	DI2_165_168_L_0						
47 D	14.07	1.1217E-03	46.40	70.36	147.2	78.42	UL-RL	1.7040E+04	-9.200	0.000	
1.000	1.000	70.36	0.000	0.000	DI2_165_168_L_0						
48 D	14.27	1.0827E-03	49.60	71.37	150.4	79.86	UL-RL	1.7040E+04	-9.400	0.000	
1.000	1.000	71.37	0.000	0.000	DI2_165_168_L_0						
49 D	14.47	1.0433E-03	52.80	72.35	153.6	81.29	UL-RL	1.7040E+04	-9.600	0.000	
1.000	1.000	72.35	0.000	0.000	DI2_165_168_L_0						
50 D	14.66	1.0036E-03	56.00	73.31	156.8	82.72	UL-RL	1.7040E+04	-9.800	0.000	
1.000	1.000	73.31	0.000	0.000	DI2_165_168_L_0						
51 D	14.85	9.6356E-04	59.20	74.23	160.0	84.15	UL-RL	1.7040E+04	-10.00	0.000	
1.000	1.000	74.23	0.000	0.000	DI2_165_168_L_0						
52 D	15.01	9.2336E-04	62.40	75.06	163.2	85.71	UL-RL	1.7040E+04	-10.20	0.000	
1.000	1.000	75.06	0.000	0.000	DI2_165_168_L_0						
53 D	15.18	8.8304E-04	65.60	75.88	166.4	87.27	UL-RL	1.7040E+04	-10.40	0.000	
1.000	1.000	75.88	0.000	0.000	DI2_165_168_L_0						
54 D	15.34	8.4263E-04	68.80	76.68	169.6	88.82	UL-RL	1.7040E+04	-10.60	0.000	
1.000	1.000	76.68	0.000	0.000	DI2_165_168_L_0						
55 D	15.49	8.0216E-04	72.00	77.46	172.8	90.38	UL-RL	1.7040E+04	-10.80	0.000	
1.000	1.000	77.46	0.000	0.000	DI2_165_168_L_0						
56 D	15.65	7.6167E-04	75.20	78.24	176.0	91.94	UL-RL	1.7040E+04	-11.00	0.000	
1.000	1.000	78.24	0.000	0.000	DI2_165_168_L_0						
57 D	15.80	7.2116E-04	78.40	79.01	179.2	93.50	UL-RL	1.7040E+04	-11.20	0.000	
1.000	1.000	79.01	0.000	0.000	DI2_165_168_L_0						
58 D	11.97	6.8064E-04	81.60	79.77	182.4	95.06	UL-RL	1.7040E+04	-11.40	0.000	
1.000	1.000	79.77	0.000	0.000	DI2_165_168_L_0						
59 D	4.007	6.6038E-04	83.20	80.15	184.0	95.84	UL-RL	1.7040E+04	-11.50	0.000	
1.000	1.000	80.15	0.000	0.000	DI2_165_168_L_0						

```
+-------------------------------------------------------------------------------------------------------------------------+
|                   PARATIEPLUS(TM)   NLS ENGINE RELEASE  2018.0    FULL VERSION  *Build date:Nov 13, 2017*              |
|                                                                                                                         |
|                                    NewProject.BaseDesignSection_28.SISMICASTR_1243                                      |
|                                   Exe Time : 4 September 2018 18:05:32                                                  |
+-------------------------------------------------------------------------------------------------------------------------+
New Project


S T R E S S   R E S U L T S   F O R   G R O U P   N O.   3

WallElement_33                                                :
ELEMENT TYPE    2 NO.OF ELEMENTS. IN THIS GROUP   58
C U R R E N T   T I M E   I S     5.0000

 WALL2D ELEMENT

   EL      TA          TB          MA          MB
-------------------------------------------------------
    1 -121.65      121.65    -3.78719E-12 -24.330
    2 -121.10      121.10      24.330     -48.551
    3 -116.99      116.99      48.551     -71.949
    4 -109.76      109.76      71.949     -93.902
    5 -102.59      102.59      93.902     -114.42
    6 -95.555      95.555      114.42     -133.53
    7 -88.681      88.681      133.53     -151.27
    8 -81.991      81.991      151.27     -167.67
    9 -75.491      75.491      167.67     -182.76
   10 -69.177      69.177      182.76     -196.60
   11 -63.037      63.037      196.60     -209.21
   12 -57.057      57.057      209.21     -220.62
   13 -51.220      51.220      220.62     -230.86
   14 -45.505      45.505      230.86     -239.96
   15 -39.890      39.890      239.96     -247.94
   16 -34.352      34.352      247.94     -254.81
   17 -28.869      28.869      254.81     -260.59
   18 -23.415      23.415      260.59     -265.27
   19 -17.967      17.967      265.27     -268.86
   20 -12.500      12.500      268.86     -271.36
   21 -6.9903      6.9903      271.36     -272.76
   22 -1.4134      1.4134      272.76     -273.04
   23  4.2543     -4.2543      273.04     -272.19
   24  10.036     -10.036      272.19     -270.19
   25  15.954     -15.954      270.19     -266.99
   26  21.318     -21.318      266.99     -262.73
   27  26.893     -26.893      262.73     -257.35
   28  32.679     -32.679      257.35     -250.82
   29  38.676     -38.676      250.82     -243.08
   30  44.883     -44.883      243.08     -234.10
   31  51.300     -51.300      234.10     -223.84
   32  57.906     -57.906      223.84     -212.26
   33  64.745     -64.745      212.26     -199.31
   34  71.462     -71.462      199.31     -185.02
   35  78.058     -78.058      185.02     -169.41
   36  79.793     -79.793      169.41     -153.45
   37  78.716     -78.716      153.45     -137.71
   38  74.813     -74.813      137.71     -122.75
   39  70.746     -70.746      122.75     -108.60
   40  66.546     -66.546      108.60     -95.287
   41  62.240     -62.240      95.287     -82.839
   42  57.850     -57.850      82.839     -71.269
   43  53.392     -53.392      71.269     -60.591
   44  48.884     -48.884      60.591     -50.814
   45  44.337     -44.337      50.814     -41.947
   46  39.762     -39.762      41.947     -33.995
   47  35.168     -35.168      33.995     -26.961
   48  30.563     -30.563      26.961     -20.849
   49  25.953     -25.953      20.849     -15.658
   50  21.397     -21.397      15.658     -11.379
   51  17.234     -17.234      11.379     -7.9318
   52  13.486     -13.486      7.9318     -5.2348
```

53	10.158	-10.158	5.2348	-3.2031
54	7.2555	-7.2555	3.2031	-1.7520
55	4.7805	-4.7805	1.7520	-0.79591
56	2.7358	-2.7358	0.79591	-0.24875
57	1.1237	-1.1237	0.24875	-2.40132E-02
58	0.24011	-0.24011	2.40132E-02	1.51346E-11

```
+-------------------------------------------------------------------------------------------------------------------------------+
|                   PARATIEPLUS(TM)   NLS ENGINE RELEASE  2018.0    FULL VERSION  *Build date:Nov 13, 2017*                    |
|                                                                                                                               |
|                                    NewProject.BaseDesignSection_28.SISMICASTR_1243                                            |
|                                   Exe Time : 4 September 2018 18:05:32                                                        |
+-------------------------------------------------------------------------------------------------------------------------------+
New Project


S T R E S S   R E S U L T S   F O R   G R O U P   N O.   4

Tieback_175                                                  :
ELEMENT TYPE    6 NO.OF ELEMENTS. IN THIS GROUP    1
C U R R E N T   T I M E   I S      5.0000

 POST-TENSION 2D-BOUNDARY ELEMENT

         EL    FORCE          d0          EDISPL     pl. eps          K     -ve limit   +ve limit
-----------------------------------------------------------------------------------------------------------
 ANCHOR    1   140.45     -1.31907E-03 -1.64062E-04   0.0000       1689.0       0.0000       0.0000     ELASTIC  ORIGINAL
YOUNG MODULUS

 ITER     0 RNORM = 71.50     RMNORM= 0.000
             RINORM=0.4155E+06 RIMNOR=0.3526E+07
             RENORM= 3833.     REMNOR=0.4488E-19 RATIO =0.9605E-01 TOLER =0.1000E-03  NOT CONVERGED
             RFMAX = 121.7     RMMAX = 273.0
             RTSMAL=0.1000E-02 RMSMAL=0.1000E-02
             RDT   =0.4155E+06 RDR   =0.3526E+07
             RATIOT=0.9605E-01 RATIOR= 0.000
             MAX UN= 9.454     IEQ=    99 NODE     50 DOF   1  Y-DISPL.F
             MIN UN=-.6531E-10 IEQ=    64 NODE     32 DOF   2   X-ROT. F
             NO. OF CONTACT CONSTRAINT VIOLATIONS     0


 ITER     2 RNORM = 71.50     RMNORM= 0.000
             RINORM=0.4155E+06 RIMNOR=0.3526E+07
             RENORM= 1720.     REMNOR=0.4561E-17 RATIO =0.6433E-01 TOLER =0.1000E-03  NOT CONVERGED
             RFMAX = 121.7     RMMAX = 273.0
             RTSMAL=0.1000E-02 RMSMAL=0.1000E-02
             RDT   =0.4155E+06 RDR   =0.3526E+07
             RATIOT=0.6433E-01 RATIOR= 0.000
             MAX UN= 12.93     IEQ=    63 NODE     32 DOF   1  Y-DISPL.F
             MIN UN=-.3266E-08 IEQ=     9 NODE      5 DOF   1  Y-DISPL.F
             NO. OF CONTACT CONSTRAINT VIOLATIONS     0


 ITER     3 RNORM = 71.50     RMNORM= 0.000
             RINORM=0.4155E+06 RIMNOR=0.3526E+07
             RENORM= 557.8     REMNOR=0.1290E-16 RATIO =0.3664E-01 TOLER =0.1000E-03  NOT CONVERGED
             RFMAX = 121.7     RMMAX = 273.0
             RTSMAL=0.1000E-02 RMSMAL=0.1000E-02
             RDT   =0.4155E+06 RDR   =0.3526E+07
             RATIOT=0.3664E-01 RATIOR= 0.000
             MAX UN= 9.062     IEQ=    25 NODE     13 DOF   1  Y-DISPL.F
             MIN UN=-.1222E-07 IEQ=    65 NODE     33 DOF   1  Y-DISPL.F
             NO. OF CONTACT CONSTRAINT VIOLATIONS     0


 ITER     4 RNORM = 71.50     RMNORM= 0.000
             RINORM=0.4155E+06 RIMNOR=0.3526E+07
             RENORM= 356.1     REMNOR=0.1525E-15 RATIO =0.2928E-01 TOLER =0.1000E-03  NOT CONVERGED
             RFMAX = 121.7     RMMAX = 273.0
             RTSMAL=0.1000E-02 RMSMAL=0.1000E-02
             RDT   =0.4155E+06 RDR   =0.3526E+07
             RATIOT=0.2928E-01 RATIOR= 0.000
             MAX UN= 11.26     IEQ=    95 NODE     48 DOF   1  Y-DISPL.F
             MIN UN=-.8155E-07 IEQ=     5 NODE      3 DOF   1  Y-DISPL.F
             NO. OF CONTACT CONSTRAINT VIOLATIONS     0


 ITER     5 RNORM = 71.50     RMNORM= 0.000
```

```
  RINORM=0.4155E+06 RIMNOR=0.3526E+07
  RENORM= 46.29     REMNOR=0.3457E-16 RATIO =0.1056E-01 TOLER =0.1000E-03  NOT CONVERGED
  RFMAX = 121.7     RMMAX = 273.0
  RTSMAL=0.1000E-02 RMSMAL=0.1000E-02
  RDT   =0.4155E+06 RDR   =0.3526E+07
  RATIOT=0.1056E-01 RATIOR= 0.000
  MAX UN= 5.924     IEQ=   109 NODE     55 DOF   1  Y-DISPL.F
  MIN UN=-1.951     IEQ=   115 NODE     58 DOF   1  Y-DISPL.F
  NO. OF CONTACT CONSTRAINT VIOLATIONS     0


ITER     6 RNORM = 71.50     RMNORM= 0.000
  RINORM=0.4155E+06 RIMNOR=0.3526E+07
  RENORM=0.1257     REMNOR=0.4214E-16 RATIO =0.5501E-03 TOLER =0.1000E-03  NOT CONVERGED
  RFMAX = 121.7     RMMAX = 273.0
  RTSMAL=0.1000E-02 RMSMAL=0.1000E-02
  RDT   =0.4155E+06 RDR   =0.3526E+07
  RATIOT=0.5501E-03 RATIOR= 0.000
  MAX UN=0.3546     IEQ=   115 NODE     58 DOF   1  Y-DISPL.F
  MIN UN=-.3284E-07 IEQ=     7 NODE      4 DOF   1  Y-DISPL.F
  NO. OF CONTACT CONSTRAINT VIOLATIONS     0


ITER     7 RNORM = 71.50     RMNORM= 0.000
  RINORM=0.4155E+06 RIMNOR=0.3526E+07
  RENORM=0.2287E-02 REMNOR=0.4056E-16 RATIO =0.7419E-04 TOLER =0.1000E-03      CONVERGED !
  RFMAX = 121.7     RMMAX = 273.0
  RTSMAL=0.1000E-02 RMSMAL=0.1000E-02
  RDT   =0.4155E+06 RDR   =0.3526E+07
  RATIOT=0.7419E-04 RATIOR= 0.000
  MAX UN=0.1903E-01 IEQ=     3 NODE      2 DOF   1  Y-DISPL.F
  MIN UN=-.3331E-07 IEQ=    53 NODE     27 DOF   1  Y-DISPL.F
  NO. OF CONTACT CONSTRAINT VIOLATIONS     0
```

```
+-------------------------------------------------------------------------------------------------------------------------+
|                   PARATIEPLUS(TM)   NLS ENGINE RELEASE  2018.0    FULL VERSION  *Build date:Nov 13, 2017*              |
|                                                                                                                         |
|                                    NewProject.BaseDesignSection_28.SISMICASTR_1243                                      |
|                                   Exe Time : 4 September 2018 18:05:32                                                  |
+-------------------------------------------------------------------------------------------------------------------------+
New Project
SOLUTION REACHED USING     7 ITERATIONS ON   40

P R I N T   O U T   F O R   T I M E   S T E P    6     ( AT TIME   6.000     )

PRINT OUT OF ACTIVE COMPONENTS (FIXED NODES ARE NOT PRINTED OUT)

          Y-DISPL.F        X-ROT. F
            (02)             (04)           (
    1   4.9973306E-02  -3.0859867E-03
    2   4.9356009E-02  -3.0874820E-03
    3   4.8738115E-02  -3.0919519E-03
    4   4.8119032E-02  -3.0993609E-03
    5   4.7498178E-02  -3.1096661E-03
    6   4.6874976E-02  -3.1228164E-03
    7   4.6248865E-02  -3.1387528E-03
    8   4.5619294E-02  -3.1574079E-03
    9   4.4985726E-02  -3.1787060E-03
   10   4.4347641E-02  -3.2025627E-03
   11   4.3704537E-02  -3.2288845E-03
   12   4.3055930E-02  -3.2575695E-03
   13   4.2401359E-02  -3.2885071E-03
   14   4.1740385E-02  -3.3215787E-03
   15   4.1072593E-02  -3.3566576E-03
   16   4.0397597E-02  -3.3936095E-03
   17   3.9715031E-02  -3.4322921E-03
   18   3.9024571E-02  -3.4725551E-03
   19   3.8325914E-02  -3.5142408E-03
   20   3.7618791E-02  -3.5571838E-03
   21   3.6902972E-02  -3.6012111E-03
   22   3.6178250E-02  -3.6461429E-03
   23   3.5444467E-02  -3.6917917E-03
   24   3.4701498E-02  -3.7379627E-03
   25   3.3949260E-02  -3.7844540E-03
   26   3.3187709E-02  -3.8310560E-03
   27   3.2416848E-02  -3.8775640E-03
   28   3.1636707E-02  -3.9237789E-03
   29   3.0847370E-02  -3.9694943E-03
   30   3.0048957E-02  -4.0144976E-03
   31   2.9241633E-02  -4.0585699E-03
   32   2.8425610E-02  -4.1014853E-03
   33   2.7601135E-02  -4.1430156E-03
   34   2.6768510E-02  -4.1829518E-03
   35   2.5928072E-02  -4.2211161E-03
   36   2.5080192E-02  -4.2573536E-03
   37   2.4225272E-02  -4.2915327E-03
   38   2.3363728E-02  -4.3235450E-03
   39   2.2496005E-02  -4.3533047E-03
   40   2.1622560E-02  -4.3807495E-03
   41   2.0743862E-02  -4.4058396E-03
   42   1.9860382E-02  -4.4285586E-03
   43   1.8972596E-02  -4.4489129E-03
   44   1.8080973E-02  -4.4669319E-03
   45   1.7185980E-02  -4.4826680E-03
   46   1.6288057E-02  -4.4961967E-03
   47   1.5387642E-02  -4.5076161E-03
   48   1.4485143E-02  -4.5170476E-03
   49   1.3580946E-02  -4.5246352E-03
   50   1.2675406E-02  -4.5305460E-03
   51   1.1768831E-02  -4.5349701E-03
   52   1.0861480E-02  -4.5381204E-03
   53   9.9536748E-03  -4.5402326E-03
   54   9.0454853E-03  -4.5415495E-03
   55   8.1370932E-03  -4.5422929E-03
   56   7.2285938E-03  -4.5426519E-03
```

```
57   6.3200476E-03  -4.5427833E-03
58   5.4114874E-03  -4.5428110E-03
59   4.9571608E-03  -4.5428117E-03
```

```
+-------------------------------------------------------------------------------------------------------------------------------+
|                   PARATIEPLUS(TM)   NLS ENGINE RELEASE  2018.0    FULL VERSION  *Build date:Nov 13, 2017*                    |
|                                                                                                                               |
|                                    NewProject.BaseDesignSection_28.SISMICASTR_1243                                            |
|                                   Exe Time : 4 September 2018 18:05:32                                                        |
+-------------------------------------------------------------------------------------------------------------------------------+
New Project


S T R E S S   R E S U L T S   F O R   G R O U P   N O.   1

0_L                                                              :
ELEMENT TYPE    5 NO.OF ELEMENTS. IN THIS GROUP   59
C U R R E N T   T I M E   I S      6.0000

 HARDENING 2D SOIL ELEMENT

 ****** TOTAL STRESS FORMULATION *****

  EL *   FORCE     DISPL-Y  VERTICAL-P  HORIZON.-P     MAX-V-P     MAX-H-P           STATE   STIFFNESS Z-LEVEL      PORE
E FACTOR    UFACTOR       Peq           Su_a         Su_p     LAYER
 ------------------------------------------------------------------------------------------------------------------------------
-------------------------------------------------------------------------------------------
   1 D  1.2930E-02 -4.9973E-02  4.2494E-02  0.1293      4.2494E-02   1.633          UL-RL  1.0844E+04   0.000       0.000
1.000       1.000      0.1293       0.000       0.000     DI1_164_167_L_0
   2 D  0.4546     -4.9356E-02   3.284       2.273       3.284       17.36          UL-RL  1.0844E+04 -0.2000       0.000
1.000       1.000       2.273       0.000       0.000     DI1_164_167_L_0
   3 D  0.9049     -4.8738E-02   6.689       4.525       6.689       35.36          UL-RL  1.0844E+04 -0.4000       0.000
1.000       1.000       4.525       0.000       0.000     DI1_164_167_L_0
   4 D   1.383     -4.8119E-02   10.30       6.915       10.30       53.70          UL-RL  1.0844E+04 -0.6000       0.000
1.000       1.000       6.915       0.000       0.000     DI1_164_167_L_0
   5 D   1.881     -4.7498E-02   14.07       9.406       14.07       70.85          UL-RL  1.0844E+04 -0.8000       0.000
1.000       1.000       9.406       0.000       0.000     DI1_164_167_L_0
   6 D   2.388     -4.6875E-02   17.90       11.94       17.90       70.22          UL-RL  1.0844E+04  -1.000       0.000
1.000       1.000       11.94       0.000       0.000     DI1_164_167_L_0
   7 D   2.895     -4.6249E-02   21.73       14.48       21.73       69.39          UL-RL  1.0844E+04  -1.200       0.000
1.000       1.000       14.48       0.000       0.000     DI1_164_167_L_0
   8 D   3.406     -4.5619E-02   25.59       17.03       25.59       68.47          UL-RL  1.0844E+04  -1.400       0.000
1.000       1.000       17.03       0.000       0.000     DI1_164_167_L_0
   9 D   3.973     -4.4986E-02   29.87       19.86       29.87       67.52          UL-RL  1.0844E+04  -1.600       0.000
1.000       1.000       19.86       0.000       0.000     DI1_164_167_L_0
  10 D   4.514     -4.4348E-02   33.96       22.57       33.96       66.59          UL-RL  1.0844E+04  -1.800       0.000
1.000       1.000       22.57       0.000       0.000     DI1_164_167_L_0
  11 D   5.036     -4.3705E-02   37.91       25.18       37.91       65.72          UL-RL  1.0844E+04  -2.000       0.000
1.000       1.000       25.18       0.000       0.000     DI1_164_167_L_0
  12 D   5.544     -4.3056E-02   41.75       27.72       41.75       64.92          UL-RL  1.0844E+04  -2.200       0.000
1.000       1.000       27.72       0.000       0.000     DI1_164_167_L_0
  13 D   6.040     -4.2401E-02   45.50       30.20       45.50       64.21          UL-RL  1.0844E+04  -2.400       0.000
1.000       1.000       30.20       0.000       0.000     DI1_164_167_L_0
  14 D   6.528     -4.1740E-02   49.18       32.64       49.18       63.60          UL-RL  1.0844E+04  -2.600       0.000
1.000       1.000       32.64       0.000       0.000     DI1_164_167_L_0
  15 D   7.008     -4.1073E-02   52.81       35.04       52.81       63.09          UL-RL  1.0844E+04  -2.800       0.000
1.000       1.000       35.04       0.000       0.000     DI1_164_167_L_0
  16 D   7.481     -4.0398E-02   56.40       37.41       56.40       62.71          UL-RL  1.0844E+04  -3.000       0.000
1.000       1.000       37.41       0.000       0.000     DI1_164_167_L_0
  17 D   7.971     -3.9715E-02   60.10       39.86       60.10       62.44          UL-RL  1.0844E+04  -3.200       0.000
1.000       1.000       39.86       0.000       0.000     DI1_164_167_L_0
  18 D   8.435     -3.9025E-02   63.60       42.17       63.60       62.29          ACTIVE   0.000      -3.400       0.000
1.000       1.000       42.17       0.000       0.000     DI1_164_167_L_0
  19 D   8.896     -3.8326E-02   67.08       44.48       67.08       62.26          ACTIVE   0.000      -3.600       0.000
1.000       1.000       44.48       0.000       0.000     DI1_164_167_L_0
  20 D   9.355     -3.7619E-02   70.54       46.77       70.54       62.35          ACTIVE   0.000      -3.800       0.000
1.000       1.000       46.77       0.000       0.000     DI1_164_167_L_0
  21 D   9.794     -3.6903E-02   73.85       48.97       73.85       62.57          ACTIVE   0.000      -4.000       0.000
1.000       1.000       48.97       0.000       0.000     DI1_164_167_L_0
  22 D   10.25     -3.6178E-02   77.28       51.24       77.28       62.90          ACTIVE   0.000      -4.200       0.000
1.000       1.000       51.24       0.000       0.000     DI1_164_167_L_0
  23 D   10.70     -3.5444E-02   80.69       53.51       80.69       63.36          ACTIVE   0.000      -4.400       0.000
1.000       1.000       53.51       0.000       0.000     DI1_164_167_L_0
  24 D   11.15     -3.4701E-02   84.09       55.76       84.09       63.93          ACTIVE   0.000      -4.600       0.000
1.000       1.000       55.76       0.000       0.000     DI1_164_167_L_0
```

25 D	11.60	-3.3949E-02	87.48	58.01	87.48	64.61	ACTIVE	0.000	-4.800	0.000
1.000	1.000	58.01	0.000	0.000	DI1_164_167_L_0					
26 D	10.57	-3.3188E-02	90.86	52.85	90.86	61.84	ACTIVE	0.000	-5.000	0.000
1.000	1.000	52.85	0.000	0.000	DI2_165_168_L_0					
27 D	10.97	-3.2417E-02	94.22	54.86	94.22	62.90	ACTIVE	0.000	-5.200	0.000
1.000	1.000	54.86	0.000	0.000	DI2_165_168_L_0					
28 D	11.37	-3.1637E-02	97.58	56.87	97.58	63.95	ACTIVE	0.000	-5.400	0.000
1.000	1.000	56.87	0.000	0.000	DI2_165_168_L_0					
29 D	11.77	-3.0847E-02	100.9	58.87	100.9	65.00	ACTIVE	0.000	-5.600	0.000
1.000	1.000	58.87	0.000	0.000	DI2_165_168_L_0					
30 D	12.17	-3.0049E-02	104.3	60.87	104.3	66.05	ACTIVE	0.000	-5.800	0.000
1.000	1.000	60.87	0.000	0.000	DI2_165_168_L_0					
31 D	12.57	-2.9242E-02	107.6	62.87	107.6	67.10	ACTIVE	0.000	-6.000	0.000
1.000	1.000	62.87	0.000	0.000	DI2_165_168_L_0					
32 D	12.93	-2.8426E-02	110.6	64.67	110.6	68.05	ACTIVE	0.000	-6.200	0.000
1.000	1.000	64.67	0.000	0.000	DI2_165_168_L_0					
33 D	13.29	-2.7601E-02	113.7	66.47	113.7	66.47	ACTIVE	0.000	-6.400	0.000
1.000	1.000	66.47	0.000	0.000	DI2_165_168_L_0					
34 D	13.66	-2.6769E-02	116.7	68.28	116.7	68.28	ACTIVE	0.000	-6.600	0.000
1.000	1.000	68.28	0.000	0.000	DI2_165_168_L_0					
35 D	14.02	-2.5928E-02	119.7	70.10	119.7	70.10	ACTIVE	0.000	-6.800	0.000
1.000	1.000	70.10	0.000	0.000	DI2_165_168_L_0					
36 D	14.38	-2.5080E-02	122.8	71.92	122.8	71.92	ACTIVE	0.000	-7.000	0.000
1.000	1.000	71.92	0.000	0.000	DI2_165_168_L_0					
37 D	14.75	-2.4225E-02	125.8	73.74	125.8	73.74	ACTIVE	0.000	-7.200	0.000
1.000	1.000	73.74	0.000	0.000	DI2_165_168_L_0					
38 D	15.11	-2.3364E-02	128.9	75.57	128.9	75.57	ACTIVE	0.000	-7.400	0.000
1.000	1.000	75.57	0.000	0.000	DI2_165_168_L_0					
39 D	15.48	-2.2496E-02	132.0	77.41	132.0	77.41	ACTIVE	0.000	-7.600	0.000
1.000	1.000	77.41	0.000	0.000	DI2_165_168_L_0					
40 D	15.85	-2.1623E-02	135.0	79.25	135.0	79.25	ACTIVE	0.000	-7.800	0.000
1.000	1.000	79.25	0.000	0.000	DI2_165_168_L_0					
41 D	16.22	-2.0744E-02	138.1	81.09	138.1	81.09	ACTIVE	0.000	-8.000	0.000
1.000	1.000	81.09	0.000	0.000	DI2_165_168_L_0					
42 D	16.59	-1.9860E-02	141.2	82.93	141.2	82.93	ACTIVE	0.000	-8.200	0.000
1.000	1.000	82.93	0.000	0.000	DI2_165_168_L_0					
43 D	16.96	-1.8973E-02	144.3	84.78	144.3	84.78	ACTIVE	0.000	-8.400	0.000
1.000	1.000	84.78	0.000	0.000	DI2_165_168_L_0					
44 D	17.33	-1.8081E-02	147.4	86.63	147.4	86.63	ACTIVE	0.000	-8.600	0.000
1.000	1.000	86.63	0.000	0.000	DI2_165_168_L_0					
45 D	17.70	-1.7186E-02	150.5	88.49	150.5	88.49	ACTIVE	0.000	-8.800	0.000
1.000	1.000	88.49	0.000	0.000	DI2_165_168_L_0					
46 D	18.07	-1.6288E-02	153.6	90.34	153.6	90.34	ACTIVE	0.000	-9.000	0.000
1.000	1.000	90.34	0.000	0.000	DI2_165_168_L_0					
47 D	18.44	-1.5388E-02	156.7	92.20	156.7	92.20	ACTIVE	0.000	-9.200	0.000
1.000	1.000	92.20	0.000	0.000	DI2_165_168_L_0					
48 D	18.81	-1.4485E-02	159.8	94.07	159.8	94.07	ACTIVE	0.000	-9.400	0.000
1.000	1.000	94.07	0.000	0.000	DI2_165_168_L_0					
49 D	19.19	-1.3581E-02	163.0	95.93	163.0	95.93	ACTIVE	0.000	-9.600	0.000
1.000	1.000	95.93	0.000	0.000	DI2_165_168_L_0					
50 D	19.56	-1.2675E-02	166.1	97.80	166.1	97.80	ACTIVE	0.000	-9.800	0.000
1.000	1.000	97.80	0.000	0.000	DI2_165_168_L_0					
51 D	19.93	-1.1769E-02	169.2	99.66	169.2	99.66	ACTIVE	0.000	-10.00	0.000
1.000	1.000	99.66	0.000	0.000	DI2_165_168_L_0					
52 D	20.31	-1.0861E-02	172.3	101.5	172.3	101.5	ACTIVE	0.000	-10.20	0.000
1.000	1.000	101.5	0.000	0.000	DI2_165_168_L_0					
53 D	20.68	-9.9537E-03	175.5	103.4	175.5	103.4	ACTIVE	0.000	-10.40	0.000
1.000	1.000	103.4	0.000	0.000	DI2_165_168_L_0					
54 D	21.06	-9.0455E-03	178.6	105.3	178.6	105.3	ACTIVE	0.000	-10.60	0.000
1.000	1.000	105.3	0.000	0.000	DI2_165_168_L_0					
55 D	21.43	-8.1371E-03	181.8	107.2	181.8	108.4	ACTIVE	0.000	-10.80	0.000
1.000	1.000	107.2	0.000	0.000	DI2_165_168_L_0					
56 D	21.81	-7.2286E-03	184.9	109.0	184.9	122.9	ACTIVE	0.000	-11.00	0.000
1.000	1.000	109.0	0.000	0.000	DI2_165_168_L_0					
57 D	22.18	-6.3200E-03	188.0	110.9	188.0	137.3	ACTIVE	0.000	-11.20	0.000
1.000	1.000	110.9	0.000	0.000	DI2_165_168_L_0					
58 D	16.92	-5.4115E-03	191.2	112.8	191.2	151.8	ACTIVE	0.000	-11.40	0.000
1.000	1.000	112.8	0.000	0.000	DI2_165_168_L_0					
59 D	5.864	-4.9572E-03	192.8	117.3	192.8	159.0	UL-RL	2.6137E+04	-11.50	0.000
1.000	1.000	117.3	0.000	0.000	DI2_165_168_L_0					

```
+-----------------------------------------------------------------------------------------------------------------------+
|                  PARATIEPLUS(TM)   NLS ENGINE RELEASE  2018.0    FULL VERSION  *Build date:Nov 13, 2017*              |
|                                                                                                                       |
|                                   NewProject.BaseDesignSection_28.SISMICASTR_1243                                     |
|                                  Exe Time : 4 September 2018 18:05:32                                                 |
+-----------------------------------------------------------------------------------------------------------------------+
New Project


S T R E S S   R E S U L T S   F O R   G R O U P   N O.   2

0_R                                                          :
ELEMENT TYPE    5 NO.OF ELEMENTS. IN THIS GROUP   59
C U R R E N T   T I M E   I S     6.0000

 HARDENING 2D SOIL ELEMENT

 ****** TOTAL STRESS FORMULATION *****

 EL *   FORCE     DISPL-Y  VERTICAL-P  HORIZON.-P     MAX-V-P     MAX-H-P          STATE   STIFFNESS Z-LEVEL      PORE
E FACTOR    UFACTOR       Peq          Su_a        Su_p     LAYER
 ---------------------------------------------------------------------------------------------------------------------
-----------------------------------------------------------------------------------------------
   1     0.000         --          --          --          --          --          REMOVED     --        0.000       0.000
1.000       1.000       0.000       0.000       0.000     not available
   2     0.000         --          --          --          --          --          REMOVED     --      -0.2000       0.000
1.000       1.000       0.000       0.000       0.000     not available
   3     0.000         --          --          --          --          --          REMOVED     --      -0.4000       0.000
1.000       1.000       0.000       0.000       0.000     not available
   4     0.000         --          --          --          --          --          REMOVED     --      -0.6000       0.000
1.000       1.000       0.000       0.000       0.000     not available
   5     0.000         --          --          --          --          --          REMOVED     --      -0.8000       0.000
1.000       1.000       0.000       0.000       0.000     not available
   6     0.000         --          --          --          --          --          REMOVED     --       -1.000       0.000
1.000       1.000       0.000       0.000       0.000     not available
   7     0.000         --          --          --          --          --          REMOVED     --       -1.200       0.000
1.000       1.000       0.000       0.000       0.000     not available
   8     0.000         --          --          --          --          --          REMOVED     --       -1.400       0.000
1.000       1.000       0.000       0.000       0.000     not available
   9     0.000         --          --          --          --          --          REMOVED     --       -1.600       0.000
1.000       1.000       0.000       0.000       0.000     not available
  10     0.000         --          --          --          --          --          REMOVED     --       -1.800       0.000
1.000       1.000       0.000       0.000       0.000     not available
  11     0.000         --          --          --          --          --          REMOVED     --       -2.000       0.000
1.000       1.000       0.000       0.000       0.000     not available
  12     0.000         --          --          --          --          --          REMOVED     --       -2.200       0.000
1.000       1.000       0.000       0.000       0.000     not available
  13     0.000         --          --          --          --          --          REMOVED     --       -2.400       0.000
1.000       1.000       0.000       0.000       0.000     not available
  14     0.000         --          --          --          --          --          REMOVED     --       -2.600       0.000
1.000       1.000       0.000       0.000       0.000     not available
  15     0.000         --          --          --          --          --          REMOVED     --       -2.800       0.000
1.000       1.000       0.000       0.000       0.000     not available
  16     0.000         --          --          --          --          --          REMOVED     --       -3.000       0.000
1.000       1.000       0.000       0.000       0.000     not available
  17     0.000         --          --          --          --          --          REMOVED     --       -3.200       0.000
1.000       1.000       0.000       0.000       0.000     not available
  18     0.000         --          --          --          --          --          REMOVED     --       -3.400       0.000
1.000       1.000       0.000       0.000       0.000     not available
  19     0.000         --          --          --          --          --          REMOVED     --       -3.600       0.000
1.000       1.000       0.000       0.000       0.000     not available
  20     0.000         --          --          --          --          --          REMOVED     --       -3.800       0.000
1.000       1.000       0.000       0.000       0.000     not available
  21     0.000         --          --          --          --          --          REMOVED     --       -4.000       0.000
1.000       1.000       0.000       0.000       0.000     not available
  22     0.000         --          --          --          --          --          REMOVED     --       -4.200       0.000
1.000       1.000       0.000       0.000       0.000     not available
  23     0.000         --          --          --          --          --          REMOVED     --       -4.400       0.000
1.000       1.000       0.000       0.000       0.000     not available
  24     0.000         --          --          --          --          --          REMOVED     --       -4.600       0.000
1.000       1.000       0.000       0.000       0.000     not available
```

25	0.000	--	--	--	--	--	REMOVED	--	-4.800	0.000	
1.000	1.000	0.000	0.000	0.000	not available						
26	0.000	--	--	--	--	--	REMOVED	--	-5.000	0.000	
1.000	1.000	0.000	0.000	0.000	not available						
27	0.000	--	--	--	--	--	REMOVED	--	-5.200	0.000	
1.000	1.000	0.000	0.000	0.000	not available						
28	0.000	--	--	--	--	--	REMOVED	--	-5.400	0.000	
1.000	1.000	0.000	0.000	0.000	not available						
29	0.000	--	--	--	--	--	REMOVED	--	-5.600	0.000	
1.000	1.000	0.000	0.000	0.000	not available						
30	0.000	--	--	--	--	--	REMOVED	--	-5.800	0.000	
1.000	1.000	0.000	0.000	0.000	not available						
31	0.000	--	--	--	--	--	REMOVED	--	-6.000	0.000	
1.000	1.000	0.000	0.000	0.000	not available						
32	0.000	--	--	--	--	--	REMOVED	--	-6.200	0.000	
1.000	1.000	0.000	0.000	0.000	not available						
33 D	1.627	2.7601E-02	1.600	8.137	1.600	8.137	PASSIVE	0.000	-6.400	0.000	
1.000	1.000	8.137	0.000	0.000	DI2_165_168_L_0						
34 D	3.412	2.6769E-02	4.800	17.06	4.800	17.06	PASSIVE	0.000	-6.600	0.000	
1.000	1.000	17.06	0.000	0.000	DI2_165_168_L_0						
35 D	5.197	2.5928E-02	8.000	25.99	8.000	25.99	PASSIVE	0.000	-6.800	0.000	
1.000	1.000	25.99	0.000	0.000	DI2_165_168_L_0						
36 D	6.982	2.5080E-02	11.20	34.91	112.0	61.41	PASSIVE	0.000	-7.000	0.000	
1.000	1.000	34.91	0.000	0.000	DI2_165_168_L_0						
37 D	8.767	2.4225E-02	14.40	43.84	115.2	63.09	PASSIVE	0.000	-7.200	0.000	
1.000	1.000	43.84	0.000	0.000	DI2_165_168_L_0						
38 D	10.55	2.3364E-02	17.60	52.76	118.4	64.75	PASSIVE	0.000	-7.400	0.000	
1.000	1.000	52.76	0.000	0.000	DI2_165_168_L_0						
39 D	12.34	2.2496E-02	20.80	61.69	121.6	66.37	PASSIVE	0.000	-7.600	0.000	
1.000	1.000	61.69	0.000	0.000	DI2_165_168_L_0						
40 D	14.12	2.1623E-02	24.00	70.61	124.8	70.61	PASSIVE	0.000	-7.800	0.000	
1.000	1.000	70.61	0.000	0.000	DI2_165_168_L_0						
41 D	15.91	2.0744E-02	27.20	79.54	128.0	79.54	PASSIVE	0.000	-8.000	0.000	
1.000	1.000	79.54	0.000	0.000	DI2_165_168_L_0						
42 D	17.69	1.9860E-02	30.40	88.46	131.2	88.46	PASSIVE	0.000	-8.200	0.000	
1.000	1.000	88.46	0.000	0.000	DI2_165_168_L_0						
43 D	19.48	1.8973E-02	33.60	97.38	134.4	97.38	PASSIVE	0.000	-8.400	0.000	
1.000	1.000	97.38	0.000	0.000	DI2_165_168_L_0						
44 D	21.26	1.8081E-02	36.80	106.3	137.6	106.3	PASSIVE	0.000	-8.600	0.000	
1.000	1.000	106.3	0.000	0.000	DI2_165_168_L_0						
45 D	23.05	1.7186E-02	40.00	115.2	140.8	115.2	PASSIVE	0.000	-8.800	0.000	
1.000	1.000	115.2	0.000	0.000	DI2_165_168_L_0						
46 D	24.83	1.6288E-02	43.20	124.2	144.0	124.2	PASSIVE	0.000	-9.000	0.000	
1.000	1.000	124.2	0.000	0.000	DI2_165_168_L_0						
47 D	26.62	1.5388E-02	46.40	133.1	147.2	133.1	PASSIVE	0.000	-9.200	0.000	
1.000	1.000	133.1	0.000	0.000	DI2_165_168_L_0						
48 D	28.40	1.4485E-02	49.60	142.0	150.4	142.0	PASSIVE	0.000	-9.400	0.000	
1.000	1.000	142.0	0.000	0.000	DI2_165_168_L_0						
49 D	30.19	1.3581E-02	52.80	150.9	153.6	150.9	PASSIVE	0.000	-9.600	0.000	
1.000	1.000	150.9	0.000	0.000	DI2_165_168_L_0						
50 D	31.97	1.2675E-02	56.00	159.9	156.8	159.9	PASSIVE	0.000	-9.800	0.000	
1.000	1.000	159.9	0.000	0.000	DI2_165_168_L_0						
51 D	33.76	1.1769E-02	59.20	168.8	160.0	168.8	PASSIVE	0.000	-10.00	0.000	
1.000	1.000	168.8	0.000	0.000	DI2_165_168_L_0						
52 D	35.54	1.0861E-02	62.40	177.7	163.2	177.7	PASSIVE	0.000	-10.20	0.000	
1.000	1.000	177.7	0.000	0.000	DI2_165_168_L_0						
53 D	35.35	9.9537E-03	65.60	176.8	166.4	176.8	V-C	1.0650E+04	-10.40	0.000	
1.000	1.000	176.8	0.000	0.000	DI2_165_168_L_0						
54 D	33.72	9.0455E-03	68.80	168.6	169.6	168.6	V-C	1.0650E+04	-10.60	0.000	
1.000	1.000	168.6	0.000	0.000	DI2_165_168_L_0						
55 D	32.09	8.1371E-03	72.00	160.4	172.8	160.4	V-C	1.0650E+04	-10.80	0.000	
1.000	1.000	160.4	0.000	0.000	DI2_165_168_L_0						
56 D	30.45	7.2286E-03	75.20	152.3	176.0	152.3	V-C	1.0650E+04	-11.00	0.000	
1.000	1.000	152.3	0.000	0.000	DI2_165_168_L_0						
57 D	28.81	6.3200E-03	78.40	144.1	179.2	144.1	V-C	1.0650E+04	-11.20	0.000	
1.000	1.000	144.1	0.000	0.000	DI2_165_168_L_0						
58 D	19.63	5.4115E-03	81.60	130.9	182.4	144.2	UL-RL	1.7040E+04	-11.40	0.000	
1.000	1.000	130.9	0.000	0.000	DI2_165_168_L_0						
59 D	6.214	4.9572E-03	83.20	124.3	184.0	144.3	UL-RL	1.7040E+04	-11.50	0.000	
1.000	1.000	124.3	0.000	0.000	DI2_165_168_L_0						

```
+-----------------------------------------------------------------------------------------------------------------------+
|                  PARATIEPLUS(TM)   NLS ENGINE RELEASE  2018.0    FULL VERSION  *Build date:Nov 13, 2017*              |
|                                                                                                                       |
|                                   NewProject.BaseDesignSection_28.SISMICASTR_1243                                     |
|                                  Exe Time : 4 September 2018 18:05:32                                                 |
+-----------------------------------------------------------------------------------------------------------------------+
New Project


S T R E S S   R E S U L T S   F O R   G R O U P   N O.   3

WallElement_33                                                  :
ELEMENT TYPE    2 NO.OF ELEMENTS. IN THIS GROUP   58
C U R R E N T   T I M E   I S     6.0000

 WALL2D ELEMENT

   EL      TA          TB          MA          MB
-----------------------------------------------------
    1 -184.25      184.25     8.77243E-10 -36.851
    2 -182.30      182.30      36.851     -73.310
    3 -179.89      179.89      73.310     -109.29
    4 -177.00      177.00      109.29     -144.69
    5 -173.61      173.61      144.69     -179.41
    6 -169.71      169.71      179.41     -213.35
    7 -165.30      165.30      213.35     -246.41
    8 -160.39      160.39      246.41     -278.49
    9 -154.90      154.90      278.49     -309.47
   10 -148.87      148.87      309.47     -339.24
   11 -142.32      142.32      339.24     -367.71
   12 -135.26      135.26      367.71     -394.76
   13 -127.70      127.70      394.76     -420.30
   14 -119.66      119.66      420.30     -444.23
   15 -111.13      111.13      444.23     -466.46
   16 -102.13      102.13      466.46     -486.88
   17 -92.635      92.635      486.88     -505.41
   18 -82.677      82.677      505.41     -521.95
   19 -72.257      72.257      521.95     -536.40
   20 -61.379      61.379      536.40     -548.67
   21 -50.062      50.062      548.67     -558.68
   22 -38.290      38.290      558.68     -566.34
   23 -26.065      26.065      566.34     -571.56
   24 -13.390      13.390      571.56     -574.23
   25-0.26533     0.26533      574.23     -574.29
   26  11.828     -11.828      574.29     -571.92
   27  24.324     -24.324      571.92     -567.06
   28  37.221     -37.221      567.06     -559.61
   29  50.519     -50.519      559.61     -549.51
   30  64.217     -64.217      549.51     -536.66
   31  78.314     -78.314      536.66     -521.00
   32  92.387     -92.387      521.00     -502.52
   33  104.05     -104.05      502.52     -481.71
   34  114.30     -114.30      481.71     -458.85
   35  123.12     -123.12      458.85     -434.23
   36  130.52     -130.52      434.23     -408.13
   37  136.50     -136.50      408.13     -380.83
   38  141.07     -141.07      380.83     -352.61
   39  144.21     -144.21      352.61     -323.77
   40  145.94     -145.94      323.77     -294.58
   41  146.25     -146.25      294.58     -265.33
   42  145.14     -145.14      265.33     -236.30
   43  142.62     -142.62      236.30     -207.78
   44  138.69     -138.69      207.78     -180.04
   45  133.34     -133.34      180.04     -153.38
   46  126.57     -126.57      153.38     -128.06
   47  118.40     -118.40      128.06     -104.38
   48  108.81     -108.81      104.38     -82.618
   49  97.810     -97.810      82.618     -63.056
   50  85.397     -85.397      63.056     -45.977
   51  71.573     -71.573      45.977     -31.662
   52  56.339     -56.339      31.662     -20.395
```

53	41.669	-41.669	20.395	-12.061
54	29.006	-29.006	12.061	-6.2598
55	18.352	-18.352	6.2598	-2.5895
56	9.7071	-9.7071	2.5895	-0.64809
57	3.0656	-3.0656	0.64809	-3.49708E-02
58	0.34967	-0.34967	3.49708E-02	-1.76598E-10

```
+-------------------------------------------------------------------------------------------------------------------------------+
|                   PARATIEPLUS(TM)   NLS ENGINE RELEASE  2018.0    FULL VERSION  *Build date:Nov 13, 2017*                    |
|                                                                                                                               |
|                                    NewProject.BaseDesignSection_28.SISMICASTR_1243                                            |
|                                   Exe Time : 4 September 2018 18:05:32                                                        |
+-------------------------------------------------------------------------------------------------------------------------------+
New Project


S T R E S S    R E S U L T S    F O R    G R O U P    N O.    4

Tieback_175                                                :
ELEMENT TYPE    6 NO.OF ELEMENTS. IN THIS GROUP    1
C U R R E N T    T I M E    I S      6.0000

 POST-TENSION 2D-BOUNDARY ELEMENT

         EL    FORCE          d0          EDISPL     pl. eps          K     -ve limit   +ve limit
-------------------------------------------------------------------------------------------------------
 ANCHOR    1   213.64     -1.31907E-03  4.31688E-02   0.0000       1689.0       0.0000       0.0000     ELASTIC  ORIGINAL
YOUNG MODULUS
```

```
+-------------------------------------------------------------------------------------------------------------------------+
|                  PARATIEPLUS(TM)   NLS ENGINE RELEASE  2018.0    FULL VERSION  *Build date:Nov 13, 2017*              |
|                                                                                                                         |
|                                    NewProject.BaseDesignSection_28.SISMICASTR_1243                                      |
|                                   Exe Time : 4 September 2018 18:05:32                                                  |
+-------------------------------------------------------------------------------------------------------------------------+


     F I N A L    I N C R E M E N T A L    A N A L Y S I S

                    S U M M A R Y

     STEP                                  NO. OF ITERATIONS

        1           CONVERGENCE :YES                      2
        2           CONVERGENCE :YES                      3
        3           CONVERGENCE :YES                      4
        4           CONVERGENCE :YES                      4
        5           CONVERGENCE :YES                      2
        6           CONVERGENCE :YES                      7


 END OF PROCESS FOR PROBLEM
New Project
NONLINEAR SOLUTION CPU TIME ....    0.11 [sec]
DATABASE  CREATION CPU TIME.....    0.39 [sec]
```

Design Assumption : SISMICA GEO - File di Paratie - File di input (.d)

```
* PARATIE ANALYSIS FOR DESIGN SECTION:Base Design Section USING ASSUMPTION: SISMICA GEO
 * Time:martedì 4 settembre 2018 18:05:33
 * 1: Defining general settings
 UNIT  m kN
 TITLE New Project
 DELTA 0.2
 option param itemax 40
 option control hinges 0 0.0001 0.001

 * 2: Defining wall(s)
 WALL LeftWall_32 0 -11.5 0 1

 * 3: Defining surfaces for wall(s)
 SOIL 0_L LeftWall_32 -11.5 0 1 0
 SOIL 0_R LeftWall_32 -11.5 0 2 180

 * 4: Defining soil layers
 *
 * Soil Profile (Rilevato_2_8_L_0)
 *
 LDATA Rilevato_2_8_L_0 3 LeftWall_32
 ATREST 0.5 0.5 1
 WEIGHT 19 10 10
 PERMEABILITY 0.0001
 RESISTANCE 0 38 0 0 0
 YOUNG 1.5E+04 4.5E+04
 ENDL
 *
 * Soil Profile (DI1_164_167_L_0)
 *
 LDATA DI1_164_167_L_0 0 LeftWall_32
 ATREST 0.5 0.5 1
 WEIGHT 16 6 10
 PERMEABILITY 1E-05
 RESISTANCE 0 30 0 0 0
 YOUNG 3E+04 4.8E+04
 ENDL
 *
 * Soil Profile (DI2_165_168_L_0)
 *
 LDATA DI2_165_168_L_0 -5 LeftWall_32
 ATREST 0.5 0.5 1
 WEIGHT 16 6 10
 PERMEABILITY 1E-05
 RESISTANCE 1 33 0 0 0
 YOUNG 6.8E+04 1.088E+05
 ENDL

 * 5: Defining structural materials
 * Steel material: 108 Name=Fe360 E=206000200 kPa
 MATERIAL Fe360_108 2.06E+08
 * Concrete material: 104 Name=C25/30 E=31475800 kPa
 MATERIAL C2530_104 3.148E+07
 * Rebar material: 124 Name=acciaio armonico E=200100000 kPa
 MATERIAL acciaioarmonico_124 2.001E+08
 * Concrete material: 103 Name=C20/25 E=29962000 kPa
 MATERIAL C2025_103 2.996E+07

 * 6: Defining structural elements
 * 6.1: Beams and combined Wall Elements
 BEAM WallElement_33 LeftWall_32 -11.5 0 C2530_104 0.9794 00 00 0


 * 6.2: Supports
 WIRE Tieback_175 LeftWall_32 0 acciaioarmonico_124 8.441E-06 138.5 30 0 0
```

```
* 6.3: Strips
STRIP LeftWall_32 1 6 1 5 0 20 45
STRIP LeftWall_32 1 6 12 18 2.7 20 45

* 7: Defining Steps
STEP Stage1_31
CHANGE Rilevato_2_8_L_0 U-FRICT=32.01 LeftWall_32
CHANGE Rilevato_2_8_L_0 D-FRICT=32.01 LeftWall_32
CHANGE Rilevato_2_8_L_0 U-KA=0.307 LeftWall_32
CHANGE Rilevato_2_8_L_0 U-KP=4.847 LeftWall_32
CHANGE Rilevato_2_8_L_0 D-KA=0.307 LeftWall_32
CHANGE Rilevato_2_8_L_0 D-KP=4.847 LeftWall_32
CHANGE DI1_164_167_L_0 U-FRICT=24.79 LeftWall_32
CHANGE DI1_164_167_L_0 D-FRICT=24.79 LeftWall_32
CHANGE DI1_164_167_L_0 U-KA=0.409 LeftWall_32
CHANGE DI1_164_167_L_0 U-KP=3.826 LeftWall_32
CHANGE DI1_164_167_L_0 D-KA=0.409 LeftWall_32
CHANGE DI1_164_167_L_0 D-KP=3.185 LeftWall_32
CHANGE DI2_165_168_L_0 U-FRICT=27.45 LeftWall_32
CHANGE DI2_165_168_L_0 D-FRICT=27.45 LeftWall_32
CHANGE DI2_165_168_L_0 U-KA=0.369 LeftWall_32
CHANGE DI2_165_168_L_0 U-KP=4.493 LeftWall_32
CHANGE DI2_165_168_L_0 D-KA=0.369 LeftWall_32
CHANGE DI2_165_168_L_0 D-KP=3.695 LeftWall_32
CHANGE Rilevato_2_8_L_0 U-COHE=0 LeftWall_32
CHANGE Rilevato_2_8_L_0 U-ADHES=0 LeftWall_32
CHANGE Rilevato_2_8_L_0 D-COHE=0 LeftWall_32
CHANGE Rilevato_2_8_L_0 D-ADHES=0 LeftWall_32
CHANGE DI1_164_167_L_0 U-COHE=0 LeftWall_32
CHANGE DI1_164_167_L_0 U-ADHES=0 LeftWall_32
CHANGE DI1_164_167_L_0 D-COHE=0 LeftWall_32
CHANGE DI1_164_167_L_0 D-ADHES=0 LeftWall_32
CHANGE DI2_165_168_L_0 U-COHE=0.8 LeftWall_32
CHANGE DI2_165_168_L_0 U-ADHES=0 LeftWall_32
CHANGE DI2_165_168_L_0 D-COHE=0.8 LeftWall_32
CHANGE DI2_165_168_L_0 D-ADHES=0 LeftWall_32
SETWALL LeftWall_32
GEOM 0 0
WATER -18 0 -11.5 0 0
ADD WallElement_33
ENDSTEP

STEP Stage2_183
SETWALL LeftWall_32
GEOM 0 -1
WATER -18 0 -11.5 0 0
ENDSTEP

STEP Stage3_283
SETWALL LeftWall_32
GEOM 0 -1
WATER -18 0 -11.5 0 0
ADD Tieback_175
ENDSTEP

STEP Stage4_383
SETWALL LeftWall_32
GEOM 0 -6.8
WATER -18 0 -11.5 0 0
ENDSTEP

STEP Stage5_744
SETWALL LeftWall_32
GEOM 0 -6.3
WATER -18 0 -11.5 0 0
ENDSTEP

STEP Stage6_2841
SETWALL LeftWall_32
GEOM 0 -6.3
WATER -18 0 -11.5 0 0
```

```
ENDSTEP
```

Design Assumption : SISMICA GEO - File di Paratie - File di output (.out)

```
+-------------------------------------------------------------------------------------------------------------------------+
|                   PARATIEPLUS(TM)   NLS ENGINE RELEASE  2018.0    FULL VERSION  *Build date:Nov 13, 2017*               |
|                                                                                                                         |
|                                    NewProject.BaseDesignSection_28.SISMICAGEO_1273                                      |
|                                   Exe Time : 4 September 2018 18:05:33                                                  |
+-------------------------------------------------------------------------------------------------------------------------+

                  ***********************************************************
                  *                                                         *
                  *  PARATIE PLUS Non-Linear Spring Engine                  *
                  *                                                         *
                  *          AN ELASTOPLASTIC FINITE ELEMENT PROGRAM        *
                  *          FOR FLEXIBLE EARTH-RETAINING STRUCTURES        *
                  *                                                         *
                  *          Written by Ce.A.S. s.r.l. (ITALY)              *
                  *          with the scientific supervision of             *
                  *          Roberto Nova - full professor SOIL MECHANICS   *
                  *          at Politecnico di Milano (ITALY)               *
                  *                                                         *
                  ***********************************************************
                  *                                                         *
                  *  RELEASE   2018.0     *Build date:Nov 13, 2017*    *
                  *                                                        *
                  *                                                         *
                  *  Ce.A.S.     S.R.L   CENTRO DI ANALISI STRUTTURALE      *
                  *              VIALE   GIUSTINIANO 10                     *
                  *              20129   M I L A N O  (ITALIA)              *
                  *  TEL.        +39 02 2020221                             *
                  *                                                         *
                  *  email       bruno.becci@ceas.it                        *
                  *  Web Page    www.ceas.it     www.paratieplus.com        *
                  ***********************************************************



 JOB : NewProject.BaseDesignSection_28.SISMICAGEO_1273
 STARTING
ACCEPTED   <FILE,GENW                                                                >
ACCEPTED   <FILE,PLOTTER,BINARY                                                      >
ACCEPTED   <SOLVE TOTAL_STRESS                                                       >
ACCEPTED   <PARAM ITEMAX 40                                                          >
ACCEPTED   <CONTROL HINGES 0 0.0001 0.001                                            >


                  ***********************************************************
                  *                                                         *
                  *  WARNING : PORE PRESSURES ARE AUTOMATICALLY COMPUTED    *
                  *    BY THE PROGRAM.                                      *
                  ***********************************************************

PRELIMINARY OPERATIONS CPU TIME     0.00 [sec]
```

```
+-------------------------------------------------------------------------------------------------------------------------+
|                   PARATIEPLUS(TM)   NLS ENGINE RELEASE  2018.0    FULL VERSION  *Build date:Nov 13, 2017*              |
|                                                                                                                         |
|                                    NewProject.BaseDesignSection_28.SISMICAGEO_1273                                      |
|                                   Exe Time : 4 September 2018 18:05:33                                                  |
+-------------------------------------------------------------------------------------------------------------------------+


INPUT FILE HAS BEEN GENERATED BY WALGEN PROGRAM


New Project


NO. OF NODAL POINTS (NUMNP) ...................   59
NO. OF COORDINATES  (NCOORD)...................    2
NO. OF NODE DOFS    (NDOF).....................    2
NO. OF EQUATIONS    (NEQ)...................... 118
NO. OF CONSTRAINTS CARDS (NVINC)...............    0
NO. OF ELEMENT GROUPS (NEG).....................    4
NO. OF SOLUTION STEPS (NSTE)...................    6
NO. OF ELEMENT SETS ATTACHED TO SLAVE NODES ...    0
NO. OF RECORD FROM WALGEN .....................   99
NO. OF LONG NAMES (LASTNAME) ..................   24
LENGTH UNIT CHOICE ............................    3 (M   )
FORCE  UNIT CHOICE ............................    3 (KN  )
MAX PORE PRESSURE TABLE LENGTH.................    1
NO. OF ELEMENT GROUPS REQUIRING ADD. SLIP DOF .    0


IDOFA (01) =  2  Y-DISPL.F
IDOFA (02) =  4   X-ROT. F

 RELEVANT ITEMS UNITS

 STRESSES                  kPa
 Y-DISPLACEMENTS           m
 ROTATIONS                 RADIANS
 BEAM AND SLAB MOMENTS     kN*m/m
 BEAM SHEAR FORCES         kN/m
 ANCHOR FORCES             kN/m
 AXIAL FORCES IN TRUSSES   kN/m
 AXIAL FORCES SPRINGS      kN/m
 Y-REACTIONS               kN/m
 X-MOMENT REACTIONS        kN*m/m
 ETC.
```

```
+-----------------------------------------------------------------------------------------------------------------------+
|                  PARATIEPLUS(TM)   NLS ENGINE RELEASE  2018.0    FULL VERSION  *Build date:Nov 13, 2017*              |
|                                                                                                                       |
|                                  NewProject.BaseDesignSection_28.SISMICAGEO_1273                                      |
|                                 Exe Time : 4 September 2018 18:05:33                                                  |
+-----------------------------------------------------------------------------------------------------------------------+
                  P R E P R O C E S S O R    D A T A

                  N O.  O F   C O M M A N D S    99

    1 : UNIT  m kN
    2 : TITLE New Project
    3 : DELTA 0.2
    4 : option param itemax 40
    5 : option control hinges 0 0.0001 0.001
    6 : WALL LeftWall_32 0 -11.5 0 1
    7 : SOIL 0_L LeftWall_32 -11.5 0 1 0
    8 : SOIL 0_R LeftWall_32 -11.5 0 2 180
    9 : LDATA Rilevato_2_8_L_0 3 LeftWall_32
   10 : ATREST 0.5 0.5 1
   11 : WEIGHT 19 10 10
   12 : PERMEABILITY 0.0001
   13 : RESISTANCE 0 38 0 0 0
   14 : YOUNG 1.5E+04 4.5E+04
   15 : ENDL
   16 : LDATA DI1_164_167_L_0 0 LeftWall_32
   17 : ATREST 0.5 0.5 1
   18 : WEIGHT 16 6 10
   19 : PERMEABILITY 1E-05
   20 : RESISTANCE 0 30 0 0 0
   21 : YOUNG 3E+04 4.8E+04
   22 : ENDL
   23 : LDATA DI2_165_168_L_0 -5 LeftWall_32
   24 : ATREST 0.5 0.5 1
   25 : WEIGHT 16 6 10
   26 : PERMEABILITY 1E-05
   27 : RESISTANCE 1 33 0 0 0
   28 : YOUNG 6.8E+04 1.088E+05
   29 : ENDL
   30 : MATERIAL Fe360_108 2.06E+08
   31 : MATERIAL C2530_104 3.148E+07
   32 : MATERIAL acciaioarmonico_124 2.001E+08
   33 : MATERIAL C2025_103 2.996E+07
   34 : BEAM WallElement_33 LeftWall_32 -11.5 0 C2530_104 0.9794 00 00 0
   35 : WIRE Tieback_175 LeftWall_32 0 acciaioarmonico_124 8.441E-06 138.5 30 0 0
   36 : STRIP LeftWall_32 1 6 1 5 0 20 45
   37 : STRIP LeftWall_32 1 6 12 18 2.7 20 45
   38 : STEP Stage1_31
   39 : CHANGE Rilevato_2_8_L_0 U-FRICT=32.01 LeftWall_32
   40 : CHANGE Rilevato_2_8_L_0 D-FRICT=32.01 LeftWall_32
   41 : CHANGE Rilevato_2_8_L_0 U-KA=0.307 LeftWall_32
   42 : CHANGE Rilevato_2_8_L_0 U-KP=4.847 LeftWall_32
   43 : CHANGE Rilevato_2_8_L_0 D-KA=0.307 LeftWall_32
   44 : CHANGE Rilevato_2_8_L_0 D-KP=4.847 LeftWall_32
   45 : CHANGE DI1_164_167_L_0 U-FRICT=24.79 LeftWall_32
   46 : CHANGE DI1_164_167_L_0 D-FRICT=24.79 LeftWall_32
   47 : CHANGE DI1_164_167_L_0 U-KA=0.409 LeftWall_32
   48 : CHANGE DI1_164_167_L_0 U-KP=3.826 LeftWall_32
   49 : CHANGE DI1_164_167_L_0 D-KA=0.409 LeftWall_32
   50 : CHANGE DI1_164_167_L_0 D-KP=3.185 LeftWall_32
   51 : CHANGE DI2_165_168_L_0 U-FRICT=27.45 LeftWall_32
   52 : CHANGE DI2_165_168_L_0 D-FRICT=27.45 LeftWall_32
   53 : CHANGE DI2_165_168_L_0 U-KA=0.369 LeftWall_32
   54 : CHANGE DI2_165_168_L_0 U-KP=4.493 LeftWall_32
   55 : CHANGE DI2_165_168_L_0 D-KA=0.369 LeftWall_32
   56 : CHANGE DI2_165_168_L_0 D-KP=3.695 LeftWall_32
   57 : CHANGE Rilevato_2_8_L_0 U-COHE=0 LeftWall_32
   58 : CHANGE Rilevato_2_8_L_0 U-ADHES=0 LeftWall_32
   59 : CHANGE Rilevato_2_8_L_0 D-COHE=0 LeftWall_32
   60 : CHANGE Rilevato_2_8_L_0 D-ADHES=0 LeftWall_32
   61 : CHANGE DI1_164_167_L_0 U-COHE=0 LeftWall_32
```

```
62 : CHANGE DI1_164_167_L_0 U-ADHES=0 LeftWall_32
63 : CHANGE DI1_164_167_L_0 D-COHE=0 LeftWall_32
64 : CHANGE DI1_164_167_L_0 D-ADHES=0 LeftWall_32
65 : CHANGE DI2_165_168_L_0 U-COHE=0.8 LeftWall_32
66 : CHANGE DI2_165_168_L_0 U-ADHES=0 LeftWall_32
67 : CHANGE DI2_165_168_L_0 D-COHE=0.8 LeftWall_32
68 : CHANGE DI2_165_168_L_0 D-ADHES=0 LeftWall_32
69 : SETWALL LeftWall_32
70 : GEOM 0 0
71 : WATER -18 0 -11.5 0 0
72 : ADD WallElement_33
73 : ENDSTEP
74 : STEP Stage2_183
75 : SETWALL LeftWall_32
76 : GEOM 0 -1
77 : WATER -18 0 -11.5 0 0
78 : ENDSTEP
79 : STEP Stage3_283
80 : SETWALL LeftWall_32
81 : GEOM 0 -1
82 : WATER -18 0 -11.5 0 0
83 : ADD Tieback_175
84 : ENDSTEP
85 : STEP Stage4_383
86 : SETWALL LeftWall_32
87 : GEOM 0 -6.8
88 : WATER -18 0 -11.5 0 0
89 : ENDSTEP
90 : STEP Stage5_744
91 : SETWALL LeftWall_32
92 : GEOM 0 -6.3
93 : WATER -18 0 -11.5 0 0
94 : ENDSTEP
95 : STEP Stage6_2841
96 : SETWALL LeftWall_32
97 : GEOM 0 -6.3
98 : WATER -18 0 -11.5 0 0
99 : ENDSTEP
```

```
+-----------------------------------------------------------------------------------------------------------------------+
|                  PARATIEPLUS(TM)   NLS ENGINE RELEASE  2018.0    FULL VERSION  *Build date:Nov 13, 2017*              |
|                                                                                                                       |
|                                   NewProject.BaseDesignSection_28.SISMICAGEO_1273                                     |
|                                  Exe Time : 4 September 2018 18:05:33                                                 |
+-----------------------------------------------------------------------------------------------------------------------+
N O D A L   P O I N T   D A T A
--------------------------------

NODE     Y-COORD     Z-COORD / NODE     Y-COORD     Z-COORD / NODE     Y-COORD     Z-COORD / NODE     Y-COORD     Z-COORD /

   1  0.0000      0.0000     /    2  0.0000    -0.20000     /    3  0.0000    -0.40000     /    4  0.0000    -0.60000     /
   5  0.0000    -0.80000     /    6  0.0000     -1.0000     /    7  0.0000     -1.2000     /    8  0.0000     -1.4000     /
   9  0.0000     -1.6000     /   10  0.0000     -1.8000     /   11  0.0000     -2.0000     /   12  0.0000     -2.2000     /
  13  0.0000     -2.4000     /   14  0.0000     -2.6000     /   15  0.0000     -2.8000     /   16  0.0000     -3.0000     /
  17  0.0000     -3.2000     /   18  0.0000     -3.4000     /   19  0.0000     -3.6000     /   20  0.0000     -3.8000     /
  21  0.0000     -4.0000     /   22  0.0000     -4.2000     /   23  0.0000     -4.4000     /   24  0.0000     -4.6000     /
  25  0.0000     -4.8000     /   26  0.0000     -5.0000     /   27  0.0000     -5.2000     /   28  0.0000     -5.4000     /
  29  0.0000     -5.6000     /   30  0.0000     -5.8000     /   31  0.0000     -6.0000     /   32  0.0000     -6.2000     /
  33  0.0000     -6.4000     /   34  0.0000     -6.6000     /   35  0.0000     -6.8000     /   36  0.0000     -7.0000     /
  37  0.0000     -7.2000     /   38  0.0000     -7.4000     /   39  0.0000     -7.6000     /   40  0.0000     -7.8000     /
  41  0.0000     -8.0000     /   42  0.0000     -8.2000     /   43  0.0000     -8.4000     /   44  0.0000     -8.6000     /
  45  0.0000     -8.8000     /   46  0.0000     -9.0000     /   47  0.0000     -9.2000     /   48  0.0000     -9.4000     /
  49  0.0000     -9.6000     /   50  0.0000     -9.8000     /   51  0.0000     -10.000     /   52  0.0000     -10.200     /
  53  0.0000     -10.400     /   54  0.0000     -10.600     /   55  0.0000     -10.800     /   56  0.0000     -11.000     /
  57  0.0000     -11.200     /   58  0.0000     -11.400     /   59  0.0000     -11.500     /
```

```
+-----------------------------------------------------------------------------------------------------------------------+
|                   PARATIEPLUS(TM)   NLS ENGINE RELEASE  2018.0    FULL VERSION  *Build date:Nov 13, 2017*              |
|                                                                                                                       |
|                                    NewProject.BaseDesignSection_28.SISMICAGEO_1273                                    |
|                                   Exe Time : 4 September 2018 18:05:33                                                |
+-----------------------------------------------------------------------------------------------------------------------+
 ELEMENT GROUP NO.  1

0_L                                                                :
   5  59   0   1   0   0   0   0   0   0   0   0   0   0   0   3   0   0   0   0
....................................
..........2D PLASTIC SOIL ..........
....................................

element group behaviour throughout stage analysis

stage   status
-------------------
    1   active
    2   active
    3   active
    4   active
    5   active
    6   active

 material set no.    1

 prop( 1) angle              0.00000
 prop( 2) layer as foreseen  1.00000


 material set no.    2

 prop( 1) angle              0.00000
 prop( 2) layer as foreseen  2.00000


 material set no.    3

 prop( 1) angle              0.00000
 prop( 2) layer as foreseen  3.00000


 element data

   el    n  mat      area     .....     .....     .....      flag
-----------------------------------------------------------------

    1    1    2   0.1000     0.000     0.000     0.000     1.000
    2    2    2   0.2000     0.000     0.000     0.000     1.000
    3    3    2   0.2000     0.000     0.000     0.000     1.000
    4    4    2   0.2000     0.000     0.000     0.000     1.000
    5    5    2   0.2000     0.000     0.000     0.000     1.000
    6    6    2   0.2000     0.000     0.000     0.000     1.000
    7    7    2   0.2000     0.000     0.000     0.000     1.000
    8    8    2   0.2000     0.000     0.000     0.000     1.000
    9    9    2   0.2000     0.000     0.000     0.000     1.000
   10   10    2   0.2000     0.000     0.000     0.000     1.000
   11   11    2   0.2000     0.000     0.000     0.000     1.000
   12   12    2   0.2000     0.000     0.000     0.000     1.000
   13   13    2   0.2000     0.000     0.000     0.000     1.000
   14   14    2   0.2000     0.000     0.000     0.000     1.000
   15   15    2   0.2000     0.000     0.000     0.000     1.000
   16   16    2   0.2000     0.000     0.000     0.000     1.000
   17   17    2   0.2000     0.000     0.000     0.000     1.000
   18   18    2   0.2000     0.000     0.000     0.000     1.000
   19   19    2   0.2000     0.000     0.000     0.000     1.000
   20   20    2   0.2000     0.000     0.000     0.000     1.000
   21   21    2   0.2000     0.000     0.000     0.000     1.000
   22   22    2   0.2000     0.000     0.000     0.000     1.000
   23   23    2   0.2000     0.000     0.000     0.000     1.000
```

24	24	2	0.2000	0.000	0.000	0.000	1.000
25	25	2	0.2000	0.000	0.000	0.000	1.000
26	26	2	0.2000	0.000	0.000	0.000	1.000
27	27	3	0.2000	0.000	0.000	0.000	1.000
28	28	3	0.2000	0.000	0.000	0.000	1.000
29	29	3	0.2000	0.000	0.000	0.000	1.000
30	30	3	0.2000	0.000	0.000	0.000	1.000
31	31	3	0.2000	0.000	0.000	0.000	1.000
32	32	3	0.2000	0.000	0.000	0.000	1.000
33	33	3	0.2000	0.000	0.000	0.000	1.000
34	34	3	0.2000	0.000	0.000	0.000	1.000
35	35	3	0.2000	0.000	0.000	0.000	1.000
36	36	3	0.2000	0.000	0.000	0.000	1.000
37	37	3	0.2000	0.000	0.000	0.000	1.000
38	38	3	0.2000	0.000	0.000	0.000	1.000
39	39	3	0.2000	0.000	0.000	0.000	1.000
40	40	3	0.2000	0.000	0.000	0.000	1.000
41	41	3	0.2000	0.000	0.000	0.000	1.000
42	42	3	0.2000	0.000	0.000	0.000	1.000
43	43	3	0.2000	0.000	0.000	0.000	1.000
44	44	3	0.2000	0.000	0.000	0.000	1.000
45	45	3	0.2000	0.000	0.000	0.000	1.000
46	46	3	0.2000	0.000	0.000	0.000	1.000
47	47	3	0.2000	0.000	0.000	0.000	1.000
48	48	3	0.2000	0.000	0.000	0.000	1.000
49	49	3	0.2000	0.000	0.000	0.000	1.000
50	50	3	0.2000	0.000	0.000	0.000	1.000
51	51	3	0.2000	0.000	0.000	0.000	1.000
52	52	3	0.2000	0.000	0.000	0.000	1.000
53	53	3	0.2000	0.000	0.000	0.000	1.000
54	54	3	0.2000	0.000	0.000	0.000	1.000
55	55	3	0.2000	0.000	0.000	0.000	1.000
56	56	3	0.2000	0.000	0.000	0.000	1.000
57	57	3	0.2000	0.000	0.000	0.000	1.000
58	58	3	0.1500	0.000	0.000	0.000	1.000
59	59	3	0.5000E-01	0.000	0.000	0.000	1.000

```
+-----------------------------------------------------------------------------------------------------------------------+
|                   PARATIEPLUS(TM)   NLS ENGINE RELEASE  2018.0    FULL VERSION  *Build date:Nov 13, 2017*              |
|                                                                                                                       |
|                                    NewProject.BaseDesignSection_28.SISMICAGEO_1273                                    |
|                                   Exe Time : 4 September 2018 18:05:33                                                |
+-----------------------------------------------------------------------------------------------------------------------+
 ELEMENT GROUP NO.  2

0_R                                                                :
   5  59   0   1   0   0   0   0   0   0   0   0   0   0   0   3   0   0   0   0
....................................
..........2D PLASTIC SOIL ..........
....................................

element group behaviour throughout stage analysis

stage   status
-------------------
    1   active
    2   active
    3   active
    4   active
    5   active
    6   active

 material set no.    1

 prop( 1) angle              180.000
 prop( 2) layer as foreseen  1.00000


 material set no.    2

 prop( 1) angle              180.000
 prop( 2) layer as foreseen  2.00000


 material set no.    3

 prop( 1) angle              180.000
 prop( 2) layer as foreseen  3.00000


 element data

   el    n  mat      area     .....     .....     .....      flag
-----------------------------------------------------------------

    1    1    2   0.1000     0.000     0.000     0.000     2.000
    2    2    2   0.2000     0.000     0.000     0.000     2.000
    3    3    2   0.2000     0.000     0.000     0.000     2.000
    4    4    2   0.2000     0.000     0.000     0.000     2.000
    5    5    2   0.2000     0.000     0.000     0.000     2.000
    6    6    2   0.2000     0.000     0.000     0.000     2.000
    7    7    2   0.2000     0.000     0.000     0.000     2.000
    8    8    2   0.2000     0.000     0.000     0.000     2.000
    9    9    2   0.2000     0.000     0.000     0.000     2.000
   10   10    2   0.2000     0.000     0.000     0.000     2.000
   11   11    2   0.2000     0.000     0.000     0.000     2.000
   12   12    2   0.2000     0.000     0.000     0.000     2.000
   13   13    2   0.2000     0.000     0.000     0.000     2.000
   14   14    2   0.2000     0.000     0.000     0.000     2.000
   15   15    2   0.2000     0.000     0.000     0.000     2.000
   16   16    2   0.2000     0.000     0.000     0.000     2.000
   17   17    2   0.2000     0.000     0.000     0.000     2.000
   18   18    2   0.2000     0.000     0.000     0.000     2.000
   19   19    2   0.2000     0.000     0.000     0.000     2.000
   20   20    2   0.2000     0.000     0.000     0.000     2.000
   21   21    2   0.2000     0.000     0.000     0.000     2.000
   22   22    2   0.2000     0.000     0.000     0.000     2.000
   23   23    2   0.2000     0.000     0.000     0.000     2.000
```

24	24	2	0.2000	0.000	0.000	0.000	2.000
25	25	2	0.2000	0.000	0.000	0.000	2.000
26	26	2	0.2000	0.000	0.000	0.000	2.000
27	27	3	0.2000	0.000	0.000	0.000	2.000
28	28	3	0.2000	0.000	0.000	0.000	2.000
29	29	3	0.2000	0.000	0.000	0.000	2.000
30	30	3	0.2000	0.000	0.000	0.000	2.000
31	31	3	0.2000	0.000	0.000	0.000	2.000
32	32	3	0.2000	0.000	0.000	0.000	2.000
33	33	3	0.2000	0.000	0.000	0.000	2.000
34	34	3	0.2000	0.000	0.000	0.000	2.000
35	35	3	0.2000	0.000	0.000	0.000	2.000
36	36	3	0.2000	0.000	0.000	0.000	2.000
37	37	3	0.2000	0.000	0.000	0.000	2.000
38	38	3	0.2000	0.000	0.000	0.000	2.000
39	39	3	0.2000	0.000	0.000	0.000	2.000
40	40	3	0.2000	0.000	0.000	0.000	2.000
41	41	3	0.2000	0.000	0.000	0.000	2.000
42	42	3	0.2000	0.000	0.000	0.000	2.000
43	43	3	0.2000	0.000	0.000	0.000	2.000
44	44	3	0.2000	0.000	0.000	0.000	2.000
45	45	3	0.2000	0.000	0.000	0.000	2.000
46	46	3	0.2000	0.000	0.000	0.000	2.000
47	47	3	0.2000	0.000	0.000	0.000	2.000
48	48	3	0.2000	0.000	0.000	0.000	2.000
49	49	3	0.2000	0.000	0.000	0.000	2.000
50	50	3	0.2000	0.000	0.000	0.000	2.000
51	51	3	0.2000	0.000	0.000	0.000	2.000
52	52	3	0.2000	0.000	0.000	0.000	2.000
53	53	3	0.2000	0.000	0.000	0.000	2.000
54	54	3	0.2000	0.000	0.000	0.000	2.000
55	55	3	0.2000	0.000	0.000	0.000	2.000
56	56	3	0.2000	0.000	0.000	0.000	2.000
57	57	3	0.2000	0.000	0.000	0.000	2.000
58	58	3	0.1500	0.000	0.000	0.000	2.000
59	59	3	0.5000E-01	0.000	0.000	0.000	2.000

```
+-------------------------------------------------------------------------------------------------------------------------------+
|                   PARATIEPLUS(TM)   NLS ENGINE RELEASE  2018.0    FULL VERSION  *Build date:Nov 13, 2017*                    |
|                                                                                                                               |
|                                    NewProject.BaseDesignSection_28.SISMICAGEO_1273                                            |
|                                   Exe Time : 4 September 2018 18:05:33                                                        |
+-------------------------------------------------------------------------------------------------------------------------------+
 ELEMENT GROUP NO.  3

WallElement_33                                                :
   2  58   0   1   0   0   0   0   0   0   0   0   0   0   0   1   0   0   1   0
.....................................
.........2D WALL ELEMENT...........
.....................................

element group behaviour throughout stage analysis

stage   status
------------------
    1   active
    2   active
    3   active
    4   active
    5   active
    6   active

 material set no.    1

 prop( 1) young modulus      0.314800E+08
 prop( 2) modification  time  0.00000
 prop( 3) new young modulus   0.00000
 prop( 4) poisson ratio       0.00000
 prop( 5) future ............0.294300E-43

 no. of step variable items:     1
 step  inertia multipier
--------------------------
    1   1.000
    2   1.000
    3   1.000
    4   1.000
    5   1.000
    6   1.000

 element data

   el   na   nb  mat      erc1      erc2     thick      by-i      by-j
-------------------------------------------------------------

    1    1    2    1    0.000     0.000    0.9794     0.000     0.000
    2    2    3    1    0.000     0.000    0.9794     0.000     0.000
    3    3    4    1    0.000     0.000    0.9794     0.000     0.000
    4    4    5    1    0.000     0.000    0.9794     0.000     0.000
    5    5    6    1    0.000     0.000    0.9794     0.000     0.000
    6    6    7    1    0.000     0.000    0.9794     0.000     0.000
    7    7    8    1    0.000     0.000    0.9794     0.000     0.000
    8    8    9    1    0.000     0.000    0.9794     0.000     0.000
    9    9   10    1    0.000     0.000    0.9794     0.000     0.000
   10   10   11    1    0.000     0.000    0.9794     0.000     0.000
   11   11   12    1    0.000     0.000    0.9794     0.000     0.000
   12   12   13    1    0.000     0.000    0.9794     0.000     0.000
   13   13   14    1    0.000     0.000    0.9794     0.000     0.000
   14   14   15    1    0.000     0.000    0.9794     0.000     0.000
   15   15   16    1    0.000     0.000    0.9794     0.000     0.000
   16   16   17    1    0.000     0.000    0.9794     0.000     0.000
   17   17   18    1    0.000     0.000    0.9794     0.000     0.000
   18   18   19    1    0.000     0.000    0.9794     0.000     0.000
   19   19   20    1    0.000     0.000    0.9794     0.000     0.000
   20   20   21    1    0.000     0.000    0.9794     0.000     0.000
   21   21   22    1    0.000     0.000    0.9794     0.000     0.000
   22   22   23    1    0.000     0.000    0.9794     0.000     0.000
   23   23   24    1    0.000     0.000    0.9794     0.000     0.000
```

24	24	25	1	0.000	0.000	0.9794	0.000	0.000
25	25	26	1	0.000	0.000	0.9794	0.000	0.000
26	26	27	1	0.000	0.000	0.9794	0.000	0.000
27	27	28	1	0.000	0.000	0.9794	0.000	0.000
28	28	29	1	0.000	0.000	0.9794	0.000	0.000
29	29	30	1	0.000	0.000	0.9794	0.000	0.000
30	30	31	1	0.000	0.000	0.9794	0.000	0.000
31	31	32	1	0.000	0.000	0.9794	0.000	0.000
32	32	33	1	0.000	0.000	0.9794	0.000	0.000
33	33	34	1	0.000	0.000	0.9794	0.000	0.000
34	34	35	1	0.000	0.000	0.9794	0.000	0.000
35	35	36	1	0.000	0.000	0.9794	0.000	0.000
36	36	37	1	0.000	0.000	0.9794	0.000	0.000
37	37	38	1	0.000	0.000	0.9794	0.000	0.000
38	38	39	1	0.000	0.000	0.9794	0.000	0.000
39	39	40	1	0.000	0.000	0.9794	0.000	0.000
40	40	41	1	0.000	0.000	0.9794	0.000	0.000
41	41	42	1	0.000	0.000	0.9794	0.000	0.000
42	42	43	1	0.000	0.000	0.9794	0.000	0.000
43	43	44	1	0.000	0.000	0.9794	0.000	0.000
44	44	45	1	0.000	0.000	0.9794	0.000	0.000
45	45	46	1	0.000	0.000	0.9794	0.000	0.000
46	46	47	1	0.000	0.000	0.9794	0.000	0.000
47	47	48	1	0.000	0.000	0.9794	0.000	0.000
48	48	49	1	0.000	0.000	0.9794	0.000	0.000
49	49	50	1	0.000	0.000	0.9794	0.000	0.000
50	50	51	1	0.000	0.000	0.9794	0.000	0.000
51	51	52	1	0.000	0.000	0.9794	0.000	0.000
52	52	53	1	0.000	0.000	0.9794	0.000	0.000
53	53	54	1	0.000	0.000	0.9794	0.000	0.000
54	54	55	1	0.000	0.000	0.9794	0.000	0.000
55	55	56	1	0.000	0.000	0.9794	0.000	0.000
56	56	57	1	0.000	0.000	0.9794	0.000	0.000
57	57	58	1	0.000	0.000	0.9794	0.000	0.000
58	58	59	1	0.000	0.000	0.9794	0.000	0.000

```
+-------------------------------------------------------------------------------------------------------------------------------+
|                   PARATIEPLUS(TM)   NLS ENGINE RELEASE  2018.0    FULL VERSION  *Build date:Nov 13, 2017*                    |
|                                                                                                                               |
|                                    NewProject.BaseDesignSection_28.SISMICAGEO_1273                                            |
|                                   Exe Time : 4 September 2018 18:05:33                                                        |
+-------------------------------------------------------------------------------------------------------------------------------+
 ELEMENT GROUP NO.  4

Tieback_175                                                 :
   6   1   0   1   0   0   0   0   0   0   0   0   0   0   0   1   0   0   2   0
.....................................
.........2D POST-TENSION ANCHOR....
.....................................

element group behaviour throughout stage analysis

stage   status
------------------
    1  inactive
    2  inactive
    3   active
    4   active
    5   active
    6   active

 material set no.    1

 prop( 1) angle          30.0000
 prop( 2) young modulus 0.200100E+09
 prop( 3) modification  time  0.00000
 prop( 4) new young modulus   0.00000

 no. of step variable items:     2
 step   -ve lim     +ve lim
-----------------------------
    1   0.000       0.000
    2   0.000       0.000
    3   0.000       0.000
    4   0.000       0.000
    5   0.000       0.000
    6   0.000       0.000

 element data

   el    n  mat       a/l     pinit    yieldc    yieldt
-----------------------------------------------------------

    1    1    1   0.8441E-05 138.5     0.000     0.000
```

```
+-------------------------------------------------------------------------------------------------------------------------+
|                   PARATIEPLUS(TM)   NLS ENGINE RELEASE  2018.0    FULL VERSION  *Build date:Nov 13, 2017*              |
|                                                                                                                         |
|                                    NewProject.BaseDesignSection_28.SISMICAGEO_1273                                      |
|                                   Exe Time : 4 September 2018 18:05:33                                                  |
+-------------------------------------------------------------------------------------------------------------------------+


NO. OF NODAL LOADS  (NLOAD) ...................    0
NO. OF LOAD CURVES  (NLCUR) ...................   12
MAXIMUM POINTS/LCURVE (NPTM)...................    5
```

```
+-------------------------------------------------------------------------------------------------------------------------+
|                  PARATIEPLUS(TM)   NLS ENGINE RELEASE  2018.0    FULL VERSION  *Build date:Nov 13, 2017*              |
|                                                                                                                         |
|                                    NewProject.BaseDesignSection_28.SISMICAGEO_1273                                      |
|                                   Exe Time : 4 September 2018 18:05:33                                                  |
+-------------------------------------------------------------------------------------------------------------------------+
L O A D     D A T A


    LOAD FUNCTION NUMBER   =    1
    NUMBER OF TIME POINTS  =    5

    TIME VALUE      FUNCTION

       0.00000    0.0000E+00
       0.80000    0.0000E+00
       1.00000    0.1000E+01
       1.20000    0.0000E+00
       7.00000    0.0000E+00


    LOAD FUNCTION NUMBER   =    2
    NUMBER OF TIME POINTS  =    5

    TIME VALUE      FUNCTION

       0.00000    0.0000E+00
       1.80000    0.0000E+00
       2.00000    0.1000E+01
       2.20000    0.0000E+00
       7.00000    0.0000E+00


    LOAD FUNCTION NUMBER   =    3
    NUMBER OF TIME POINTS  =    5

    TIME VALUE      FUNCTION

       0.00000    0.0000E+00
       2.80000    0.0000E+00
       3.00000    0.1000E+01
       3.20000    0.0000E+00
       7.00000    0.0000E+00


    LOAD FUNCTION NUMBER   =    4
    NUMBER OF TIME POINTS  =    5

    TIME VALUE      FUNCTION

       0.00000    0.0000E+00
       3.80000    0.0000E+00
       4.00000    0.1000E+01
       4.20000    0.0000E+00
       7.00000    0.0000E+00


    LOAD FUNCTION NUMBER   =    5
    NUMBER OF TIME POINTS  =    5

    TIME VALUE      FUNCTION

       0.00000    0.0000E+00
       4.80000    0.0000E+00
       5.00000    0.1000E+01
       5.20000    0.0000E+00
```

```
   7.00000    0.0000E+00


LOAD FUNCTION NUMBER   =    6
NUMBER OF TIME POINTS  =    5

TIME VALUE      FUNCTION

   0.00000    0.0000E+00
   5.80000    0.0000E+00
   6.00000    0.1000E+01
   6.20000    0.0000E+00
   7.00000    0.0000E+00


LOAD FUNCTION NUMBER   =    7
NUMBER OF TIME POINTS  =    4

TIME VALUE      FUNCTION

   0.00000    0.0000E+00
   0.80000    0.0000E+00
   1.00000    0.1000E+01
   7.00000    0.1000E+01


LOAD FUNCTION NUMBER   =    8
NUMBER OF TIME POINTS  =    4

TIME VALUE      FUNCTION

   0.00000    0.0000E+00
   1.80000    0.0000E+00
   2.00000    0.1000E+01
   7.00000    0.1000E+01


LOAD FUNCTION NUMBER   =    9
NUMBER OF TIME POINTS  =    4

TIME VALUE      FUNCTION

   0.00000    0.0000E+00
   2.80000    0.0000E+00
   3.00000    0.1000E+01
   7.00000    0.1000E+01


LOAD FUNCTION NUMBER   =   10
NUMBER OF TIME POINTS  =    4

TIME VALUE      FUNCTION

   0.00000    0.0000E+00
   3.80000    0.0000E+00
   4.00000    0.1000E+01
   7.00000    0.1000E+01


LOAD FUNCTION NUMBER   =   11
NUMBER OF TIME POINTS  =    4

TIME VALUE      FUNCTION

   0.00000    0.0000E+00
   4.80000    0.0000E+00
   5.00000    0.1000E+01
   7.00000    0.1000E+01
```

```
     LOAD FUNCTION NUMBER   =   12
     NUMBER OF TIME POINTS  =    4

     TIME VALUE      FUNCTION

        0.00000    0.0000E+00
        5.80000    0.0000E+00
        6.00000    0.1000E+01
        7.00000    0.1000E+01


 NO. OF DISTRIBUTED LOAD CARDS     0
```

```
+-------------------------------------------------------------------------------------------------------------------------+
|                   PARATIEPLUS(TM)   NLS ENGINE RELEASE  2018.0    FULL VERSION  *Build date:Nov 13, 2017*              |
|                                                                                                                         |
|                                    NewProject.BaseDesignSection_28.SISMICAGEO_1273                                      |
|                                   Exe Time : 4 September 2018 18:05:33                                                  |
+-------------------------------------------------------------------------------------------------------------------------+
L O A D     B A L A N C E

STEP     1 TOTAL APPLIED LOAD IN DIR.  2  Y-DISPL.F       0.0000000
STEP     1 TOTAL APPLIED LOAD IN DIR.  4   X-ROT. F       0.0000000

STEP     2 TOTAL APPLIED LOAD IN DIR.  2  Y-DISPL.F       0.0000000
STEP     2 TOTAL APPLIED LOAD IN DIR.  4   X-ROT. F       0.0000000

STEP     3 TOTAL APPLIED LOAD IN DIR.  2  Y-DISPL.F       0.0000000
STEP     3 TOTAL APPLIED LOAD IN DIR.  4   X-ROT. F       0.0000000

STEP     4 TOTAL APPLIED LOAD IN DIR.  2  Y-DISPL.F       0.0000000
STEP     4 TOTAL APPLIED LOAD IN DIR.  4   X-ROT. F       0.0000000

STEP     5 TOTAL APPLIED LOAD IN DIR.  2  Y-DISPL.F       0.0000000
STEP     5 TOTAL APPLIED LOAD IN DIR.  4   X-ROT. F       0.0000000

STEP     6 TOTAL APPLIED LOAD IN DIR.  2  Y-DISPL.F       0.0000000
STEP     6 TOTAL APPLIED LOAD IN DIR.  4   X-ROT. F       0.0000000


                    LOAD INPUT SECTION COMPLETED
```

```
+-----------------------------------------------------------------------------------------------------------------------+
|                  PARATIEPLUS(TM)   NLS ENGINE RELEASE  2018.0    FULL VERSION  *Build date:Nov 13, 2017*              |
|                                                                                                                       |
|                                   NewProject.BaseDesignSection_28.SISMICAGEO_1273                                     |
|                                  Exe Time : 4 September 2018 18:05:33                                                 |
+-----------------------------------------------------------------------------------------------------------------------+


NO. OF LAYERS ................................    3
NO. OF DATA PER LAYER.........................  100
```

```
+-------------------------------------------------------------------------------------------------------------------------+
|                   PARATIEPLUS(TM)   NLS ENGINE RELEASE  2018.0    FULL VERSION  *Build date:Nov 13, 2017*               |
|                                                                                                                         |
|                                    NewProject.BaseDesignSection_28.SISMICAGEO_1273                                      |
|                                   Exe Time : 4 September 2018 18:05:33                                                  |
+-------------------------------------------------------------------------------------------------------------------------+

LAYER DESCRIPTORS FOR STEP NO.    1


 NON ZERO LAYER DESCRIPTORS FOR LAYER NO.    1 FOR STEP NO.    1

ITEM NO.   1<NAME    >=  16.000     (BOTH WALLS)
ITEM NO.   2<NATURE  >=  1.0000     (BOTH WALLS)
ITEM NO.   3<LEVEL   >=  3.0000     (BOTH WALLS)
ITEM NO.   4<WALL    >=  1.0000     (BOTH WALLS)
ITEM NO.   5<GAMMAD  >=  19.000     (BOTH WALLS)
ITEM NO.   6<GAMMAB  >=  10.000     (BOTH WALLS)
ITEM NO.   7<GAMMAW  >=  10.000     (BOTH WALLS)
ITEM NO.   9<U-FRICT >=  32.010     WALL NO.        1
ITEM NO.   9<U-FRICT >=  38.000     WALL NO.        2
ITEM NO.  10<U-KA    >= 0.30700     WALL NO.        1
ITEM NO.  11<U-KP    >=  4.8470     WALL NO.        1
ITEM NO.  12<K0-NC   >= 0.50000     (BOTH WALLS)
ITEM NO.  13<NEXP    >= 0.50000     (BOTH WALLS)
ITEM NO.  14<OCR     >=  1.0000     (BOTH WALLS)
ITEM NO.  16<MODEL   >=  1.0000     (BOTH WALLS)
ITEM NO.  17<EVC     >=  15000.     (BOTH WALLS)
ITEM NO.  18<EUR     >=  45000.     (BOTH WALLS)
ITEM NO.  27<U-PERM  >= 0.10000E-03 (BOTH WALLS)
ITEM NO.  52<D-NATURE>=  1.0000     (BOTH WALLS)
ITEM NO.  53<D-LEVEL >=  0.0000     (BOTH WALLS)
ITEM NO.  59<D-FRICT >=  32.010     WALL NO.        1
ITEM NO.  59<D-FRICT >=  38.000     WALL NO.        2
ITEM NO.  60<D-KA    >= 0.30700     WALL NO.        1
ITEM NO.  61<D-KP    >=  4.8470     WALL NO.        1
ITEM NO.  77<D-PERM  >= 0.10000E-03 (BOTH WALLS)

 NON ZERO LAYER DESCRIPTORS FOR LAYER NO.    2 FOR STEP NO.    1

ITEM NO.   1<NAME    >=  17.000     (BOTH WALLS)
ITEM NO.   2<NATURE  >=  1.0000     (BOTH WALLS)
ITEM NO.   3<LEVEL   >=  0.0000     (BOTH WALLS)
ITEM NO.   4<WALL    >=  1.0000     (BOTH WALLS)
ITEM NO.   5<GAMMAD  >=  16.000     (BOTH WALLS)
ITEM NO.   6<GAMMAB  >=  6.0000     (BOTH WALLS)
ITEM NO.   7<GAMMAW  >=  10.000     (BOTH WALLS)
ITEM NO.   9<U-FRICT >=  24.790     WALL NO.        1
ITEM NO.   9<U-FRICT >=  30.000     WALL NO.        2
ITEM NO.  10<U-KA    >= 0.40900     WALL NO.        1
ITEM NO.  11<U-KP    >=  3.8260     WALL NO.        1
ITEM NO.  12<K0-NC   >= 0.50000     (BOTH WALLS)
ITEM NO.  13<NEXP    >= 0.50000     (BOTH WALLS)
ITEM NO.  14<OCR     >=  1.0000     (BOTH WALLS)
ITEM NO.  16<MODEL   >=  1.0000     (BOTH WALLS)
ITEM NO.  17<EVC     >=  30000.     (BOTH WALLS)
ITEM NO.  18<EUR     >=  48000.     (BOTH WALLS)
ITEM NO.  27<U-PERM  >= 0.10000E-04 (BOTH WALLS)
ITEM NO.  52<D-NATURE>=  1.0000     (BOTH WALLS)
ITEM NO.  53<D-LEVEL >=  0.0000     (BOTH WALLS)
ITEM NO.  59<D-FRICT >=  24.790     WALL NO.        1
ITEM NO.  59<D-FRICT >=  30.000     WALL NO.        2
ITEM NO.  60<D-KA    >= 0.40900     WALL NO.        1
ITEM NO.  61<D-KP    >=  3.1850     WALL NO.        1
ITEM NO.  77<D-PERM  >= 0.10000E-04 (BOTH WALLS)

 NON ZERO LAYER DESCRIPTORS FOR LAYER NO.    3 FOR STEP NO.    1

ITEM NO.   1<NAME    >=  18.000     (BOTH WALLS)
ITEM NO.   2<NATURE  >=  1.0000     (BOTH WALLS)
ITEM NO.   3<LEVEL   >= -5.0000     (BOTH WALLS)
```

```
ITEM NO.   4<WALL    >=  1.0000     (BOTH WALLS)
ITEM NO.   5<GAMMAD  >=  16.000     (BOTH WALLS)
ITEM NO.   6<GAMMAB  >=  6.0000     (BOTH WALLS)
ITEM NO.   7<GAMMAW  >=  10.000     (BOTH WALLS)
ITEM NO.   8<U-COHE  >= 0.80000     WALL NO.        1
ITEM NO.   8<U-COHE  >=  1.0000     WALL NO.        2
ITEM NO.   9<U-FRICT >=  27.450     WALL NO.        1
ITEM NO.   9<U-FRICT >=  33.000     WALL NO.        2
ITEM NO.  10<U-KA    >= 0.36900     WALL NO.        1
ITEM NO.  11<U-KP    >=  4.4930     WALL NO.        1
ITEM NO.  12<K0-NC   >= 0.50000     (BOTH WALLS)
ITEM NO.  13<NEXP    >= 0.50000     (BOTH WALLS)
ITEM NO.  14<OCR     >=  1.0000     (BOTH WALLS)
ITEM NO.  16<MODEL   >=  1.0000     (BOTH WALLS)
ITEM NO.  17<EVC     >=  68000.     (BOTH WALLS)
ITEM NO.  18<EUR     >= 0.10880E+06 (BOTH WALLS)
ITEM NO.  27<U-PERM  >= 0.10000E-04 (BOTH WALLS)
ITEM NO.  52<D-NATURE>=  1.0000     (BOTH WALLS)
ITEM NO.  53<D-LEVEL >=  0.0000     (BOTH WALLS)
ITEM NO.  58<D-COHE  >= 0.80000     WALL NO.        1
ITEM NO.  58<D-COHE  >=  1.0000     WALL NO.        2
ITEM NO.  59<D-FRICT >=  27.450     WALL NO.        1
ITEM NO.  59<D-FRICT >=  33.000     WALL NO.        2
ITEM NO.  60<D-KA    >= 0.36900     WALL NO.        1
ITEM NO.  61<D-KP    >=  3.6950     WALL NO.        1
ITEM NO.  77<D-PERM  >= 0.10000E-04 (BOTH WALLS)

LAYER DESCRIPTORS FOR STEP NO.    2


 NON ZERO LAYER DESCRIPTORS FOR LAYER NO.    1 FOR STEP NO.    2

ITEM NO.   1<NAME    >=  16.000     (BOTH WALLS)
ITEM NO.   2<NATURE  >=  1.0000     (BOTH WALLS)
ITEM NO.   3<LEVEL   >=  3.0000     (BOTH WALLS)
ITEM NO.   4<WALL    >=  1.0000     (BOTH WALLS)
ITEM NO.   5<GAMMAD  >=  19.000     (BOTH WALLS)
ITEM NO.   6<GAMMAB  >=  10.000     (BOTH WALLS)
ITEM NO.   7<GAMMAW  >=  10.000     (BOTH WALLS)
ITEM NO.   9<U-FRICT >=  32.010     WALL NO.        1
ITEM NO.   9<U-FRICT >=  38.000     WALL NO.        2
ITEM NO.  10<U-KA    >= 0.30700     WALL NO.        1
ITEM NO.  11<U-KP    >=  4.8470     WALL NO.        1
ITEM NO.  12<K0-NC   >= 0.50000     (BOTH WALLS)
ITEM NO.  13<NEXP    >= 0.50000     (BOTH WALLS)
ITEM NO.  14<OCR     >=  1.0000     (BOTH WALLS)
ITEM NO.  16<MODEL   >=  1.0000     (BOTH WALLS)
ITEM NO.  17<EVC     >=  15000.     (BOTH WALLS)
ITEM NO.  18<EUR     >=  45000.     (BOTH WALLS)
ITEM NO.  27<U-PERM  >= 0.10000E-03 (BOTH WALLS)
ITEM NO.  52<D-NATURE>=  1.0000     (BOTH WALLS)
ITEM NO.  53<D-LEVEL >=  0.0000     (BOTH WALLS)
ITEM NO.  59<D-FRICT >=  32.010     WALL NO.        1
ITEM NO.  59<D-FRICT >=  38.000     WALL NO.        2
ITEM NO.  60<D-KA    >= 0.30700     WALL NO.        1
ITEM NO.  61<D-KP    >=  4.8470     WALL NO.        1
ITEM NO.  77<D-PERM  >= 0.10000E-03 (BOTH WALLS)

 NON ZERO LAYER DESCRIPTORS FOR LAYER NO.    2 FOR STEP NO.    2

ITEM NO.   1<NAME    >=  17.000     (BOTH WALLS)
ITEM NO.   2<NATURE  >=  1.0000     (BOTH WALLS)
ITEM NO.   3<LEVEL   >=  0.0000     (BOTH WALLS)
ITEM NO.   4<WALL    >=  1.0000     (BOTH WALLS)
ITEM NO.   5<GAMMAD  >=  16.000     (BOTH WALLS)
ITEM NO.   6<GAMMAB  >=  6.0000     (BOTH WALLS)
ITEM NO.   7<GAMMAW  >=  10.000     (BOTH WALLS)
ITEM NO.   9<U-FRICT >=  24.790     WALL NO.        1
ITEM NO.   9<U-FRICT >=  30.000     WALL NO.        2
ITEM NO.  10<U-KA    >= 0.40900     WALL NO.        1
ITEM NO.  11<U-KP    >=  3.8260     WALL NO.        1
ITEM NO.  12<K0-NC   >= 0.50000     (BOTH WALLS)
ITEM NO.  13<NEXP    >= 0.50000     (BOTH WALLS)
ITEM NO.  14<OCR     >=  1.0000     (BOTH WALLS)
```

```
ITEM NO.  16<MODEL   >=  1.0000     (BOTH WALLS)
ITEM NO.  17<EVC     >=  30000.     (BOTH WALLS)
ITEM NO.  18<EUR     >=  48000.     (BOTH WALLS)
ITEM NO.  27<U-PERM  >= 0.10000E-04 (BOTH WALLS)
ITEM NO.  52<D-NATURE>=  1.0000     (BOTH WALLS)
ITEM NO.  53<D-LEVEL >=  0.0000     (BOTH WALLS)
ITEM NO.  59<D-FRICT >=  24.790     WALL NO.        1
ITEM NO.  59<D-FRICT >=  30.000     WALL NO.        2
ITEM NO.  60<D-KA    >= 0.40900     WALL NO.        1
ITEM NO.  61<D-KP    >=  3.1850     WALL NO.        1
ITEM NO.  77<D-PERM  >= 0.10000E-04 (BOTH WALLS)

 NON ZERO LAYER DESCRIPTORS FOR LAYER NO.    3 FOR STEP NO.    2

ITEM NO.   1<NAME    >=  18.000     (BOTH WALLS)
ITEM NO.   2<NATURE  >=  1.0000     (BOTH WALLS)
ITEM NO.   3<LEVEL   >= -5.0000     (BOTH WALLS)
ITEM NO.   4<WALL    >=  1.0000     (BOTH WALLS)
ITEM NO.   5<GAMMAD  >=  16.000     (BOTH WALLS)
ITEM NO.   6<GAMMAB  >=  6.0000     (BOTH WALLS)
ITEM NO.   7<GAMMAW  >=  10.000     (BOTH WALLS)
ITEM NO.   8<U-COHE  >= 0.80000     WALL NO.        1
ITEM NO.   8<U-COHE  >=  1.0000     WALL NO.        2
ITEM NO.   9<U-FRICT >=  27.450     WALL NO.        1
ITEM NO.   9<U-FRICT >=  33.000     WALL NO.        2
ITEM NO.  10<U-KA    >= 0.36900     WALL NO.        1
ITEM NO.  11<U-KP    >=  4.4930     WALL NO.        1
ITEM NO.  12<K0-NC   >= 0.50000     (BOTH WALLS)
ITEM NO.  13<NEXP    >= 0.50000     (BOTH WALLS)
ITEM NO.  14<OCR     >=  1.0000     (BOTH WALLS)
ITEM NO.  16<MODEL   >=  1.0000     (BOTH WALLS)
ITEM NO.  17<EVC     >=  68000.     (BOTH WALLS)
ITEM NO.  18<EUR     >= 0.10880E+06 (BOTH WALLS)
ITEM NO.  27<U-PERM  >= 0.10000E-04 (BOTH WALLS)
ITEM NO.  52<D-NATURE>=  1.0000     (BOTH WALLS)
ITEM NO.  53<D-LEVEL >=  0.0000     (BOTH WALLS)
ITEM NO.  58<D-COHE  >= 0.80000     WALL NO.        1
ITEM NO.  58<D-COHE  >=  1.0000     WALL NO.        2
ITEM NO.  59<D-FRICT >=  27.450     WALL NO.        1
ITEM NO.  59<D-FRICT >=  33.000     WALL NO.        2
ITEM NO.  60<D-KA    >= 0.36900     WALL NO.        1
ITEM NO.  61<D-KP    >=  3.6950     WALL NO.        1
ITEM NO.  77<D-PERM  >= 0.10000E-04 (BOTH WALLS)

LAYER DESCRIPTORS FOR STEP NO.    3


 NON ZERO LAYER DESCRIPTORS FOR LAYER NO.    1 FOR STEP NO.    3

ITEM NO.   1<NAME    >=  16.000     (BOTH WALLS)
ITEM NO.   2<NATURE  >=  1.0000     (BOTH WALLS)
ITEM NO.   3<LEVEL   >=  3.0000     (BOTH WALLS)
ITEM NO.   4<WALL    >=  1.0000     (BOTH WALLS)
ITEM NO.   5<GAMMAD  >=  19.000     (BOTH WALLS)
ITEM NO.   6<GAMMAB  >=  10.000     (BOTH WALLS)
ITEM NO.   7<GAMMAW  >=  10.000     (BOTH WALLS)
ITEM NO.   9<U-FRICT >=  32.010     WALL NO.        1
ITEM NO.   9<U-FRICT >=  38.000     WALL NO.        2
ITEM NO.  10<U-KA    >= 0.30700     WALL NO.        1
ITEM NO.  11<U-KP    >=  4.8470     WALL NO.        1
ITEM NO.  12<K0-NC   >= 0.50000     (BOTH WALLS)
ITEM NO.  13<NEXP    >= 0.50000     (BOTH WALLS)
ITEM NO.  14<OCR     >=  1.0000     (BOTH WALLS)
ITEM NO.  16<MODEL   >=  1.0000     (BOTH WALLS)
ITEM NO.  17<EVC     >=  15000.     (BOTH WALLS)
ITEM NO.  18<EUR     >=  45000.     (BOTH WALLS)
ITEM NO.  27<U-PERM  >= 0.10000E-03 (BOTH WALLS)
ITEM NO.  52<D-NATURE>=  1.0000     (BOTH WALLS)
ITEM NO.  53<D-LEVEL >=  0.0000     (BOTH WALLS)
ITEM NO.  59<D-FRICT >=  32.010     WALL NO.        1
ITEM NO.  59<D-FRICT >=  38.000     WALL NO.        2
ITEM NO.  60<D-KA    >= 0.30700     WALL NO.        1
ITEM NO.  61<D-KP    >=  4.8470     WALL NO.        1
ITEM NO.  77<D-PERM  >= 0.10000E-03 (BOTH WALLS)
```

```
 NON ZERO LAYER DESCRIPTORS FOR LAYER NO.    2 FOR STEP NO.    3

ITEM NO.   1<NAME    >=  17.000     (BOTH WALLS)
ITEM NO.   2<NATURE  >=  1.0000     (BOTH WALLS)
ITEM NO.   3<LEVEL   >=  0.0000     (BOTH WALLS)
ITEM NO.   4<WALL    >=  1.0000     (BOTH WALLS)
ITEM NO.   5<GAMMAD  >=  16.000     (BOTH WALLS)
ITEM NO.   6<GAMMAB  >=  6.0000     (BOTH WALLS)
ITEM NO.   7<GAMMAW  >=  10.000     (BOTH WALLS)
ITEM NO.   9<U-FRICT >=  24.790     WALL NO.        1
ITEM NO.   9<U-FRICT >=  30.000     WALL NO.        2
ITEM NO.  10<U-KA    >= 0.40900     WALL NO.        1
ITEM NO.  11<U-KP    >=  3.8260     WALL NO.        1
ITEM NO.  12<K0-NC   >= 0.50000     (BOTH WALLS)
ITEM NO.  13<NEXP    >= 0.50000     (BOTH WALLS)
ITEM NO.  14<OCR     >=  1.0000     (BOTH WALLS)
ITEM NO.  16<MODEL   >=  1.0000     (BOTH WALLS)
ITEM NO.  17<EVC     >=  30000.     (BOTH WALLS)
ITEM NO.  18<EUR     >=  48000.     (BOTH WALLS)
ITEM NO.  27<U-PERM  >= 0.10000E-04 (BOTH WALLS)
ITEM NO.  52<D-NATURE>=  1.0000     (BOTH WALLS)
ITEM NO.  53<D-LEVEL >=  0.0000     (BOTH WALLS)
ITEM NO.  59<D-FRICT >=  24.790     WALL NO.        1
ITEM NO.  59<D-FRICT >=  30.000     WALL NO.        2
ITEM NO.  60<D-KA    >= 0.40900     WALL NO.        1
ITEM NO.  61<D-KP    >=  3.1850     WALL NO.        1
ITEM NO.  77<D-PERM  >= 0.10000E-04 (BOTH WALLS)

 NON ZERO LAYER DESCRIPTORS FOR LAYER NO.    3 FOR STEP NO.    3

ITEM NO.   1<NAME    >=  18.000     (BOTH WALLS)
ITEM NO.   2<NATURE  >=  1.0000     (BOTH WALLS)
ITEM NO.   3<LEVEL   >= -5.0000     (BOTH WALLS)
ITEM NO.   4<WALL    >=  1.0000     (BOTH WALLS)
ITEM NO.   5<GAMMAD  >=  16.000     (BOTH WALLS)
ITEM NO.   6<GAMMAB  >=  6.0000     (BOTH WALLS)
ITEM NO.   7<GAMMAW  >=  10.000     (BOTH WALLS)
ITEM NO.   8<U-COHE  >= 0.80000     WALL NO.        1
ITEM NO.   8<U-COHE  >=  1.0000     WALL NO.        2
ITEM NO.   9<U-FRICT >=  27.450     WALL NO.        1
ITEM NO.   9<U-FRICT >=  33.000     WALL NO.        2
ITEM NO.  10<U-KA    >= 0.36900     WALL NO.        1
ITEM NO.  11<U-KP    >=  4.4930     WALL NO.        1
ITEM NO.  12<K0-NC   >= 0.50000     (BOTH WALLS)
ITEM NO.  13<NEXP    >= 0.50000     (BOTH WALLS)
ITEM NO.  14<OCR     >=  1.0000     (BOTH WALLS)
ITEM NO.  16<MODEL   >=  1.0000     (BOTH WALLS)
ITEM NO.  17<EVC     >=  68000.     (BOTH WALLS)
ITEM NO.  18<EUR     >= 0.10880E+06 (BOTH WALLS)
ITEM NO.  27<U-PERM  >= 0.10000E-04 (BOTH WALLS)
ITEM NO.  52<D-NATURE>=  1.0000     (BOTH WALLS)
ITEM NO.  53<D-LEVEL >=  0.0000     (BOTH WALLS)
ITEM NO.  58<D-COHE  >= 0.80000     WALL NO.        1
ITEM NO.  58<D-COHE  >=  1.0000     WALL NO.        2
ITEM NO.  59<D-FRICT >=  27.450     WALL NO.        1
ITEM NO.  59<D-FRICT >=  33.000     WALL NO.        2
ITEM NO.  60<D-KA    >= 0.36900     WALL NO.        1
ITEM NO.  61<D-KP    >=  3.6950     WALL NO.        1
ITEM NO.  77<D-PERM  >= 0.10000E-04 (BOTH WALLS)

LAYER DESCRIPTORS FOR STEP NO.    4

 NON ZERO LAYER DESCRIPTORS FOR LAYER NO.    1 FOR STEP NO.    4

ITEM NO.   1<NAME    >=  16.000     (BOTH WALLS)
ITEM NO.   2<NATURE  >=  1.0000     (BOTH WALLS)
ITEM NO.   3<LEVEL   >=  3.0000     (BOTH WALLS)
ITEM NO.   4<WALL    >=  1.0000     (BOTH WALLS)
ITEM NO.   5<GAMMAD  >=  19.000     (BOTH WALLS)
ITEM NO.   6<GAMMAB  >=  10.000     (BOTH WALLS)
ITEM NO.   7<GAMMAW  >=  10.000     (BOTH WALLS)
ITEM NO.   9<U-FRICT >=  32.010     WALL NO.        1
```

```
ITEM NO.   9<U-FRICT >=  38.000     WALL NO.        2
ITEM NO.  10<U-KA    >= 0.30700     WALL NO.        1
ITEM NO.  11<U-KP    >=  4.8470     WALL NO.        1
ITEM NO.  12<K0-NC   >= 0.50000     (BOTH WALLS)
ITEM NO.  13<NEXP    >= 0.50000     (BOTH WALLS)
ITEM NO.  14<OCR     >=  1.0000     (BOTH WALLS)
ITEM NO.  16<MODEL   >=  1.0000     (BOTH WALLS)
ITEM NO.  17<EVC     >=  15000.     (BOTH WALLS)
ITEM NO.  18<EUR     >=  45000.     (BOTH WALLS)
ITEM NO.  27<U-PERM  >= 0.10000E-03 (BOTH WALLS)
ITEM NO.  52<D-NATURE>=  1.0000     (BOTH WALLS)
ITEM NO.  53<D-LEVEL >=  0.0000     (BOTH WALLS)
ITEM NO.  59<D-FRICT >=  32.010     WALL NO.        1
ITEM NO.  59<D-FRICT >=  38.000     WALL NO.        2
ITEM NO.  60<D-KA    >= 0.30700     WALL NO.        1
ITEM NO.  61<D-KP    >=  4.8470     WALL NO.        1
ITEM NO.  77<D-PERM  >= 0.10000E-03 (BOTH WALLS)

 NON ZERO LAYER DESCRIPTORS FOR LAYER NO.    2 FOR STEP NO.    4

ITEM NO.   1<NAME    >=  17.000     (BOTH WALLS)
ITEM NO.   2<NATURE  >=  1.0000     (BOTH WALLS)
ITEM NO.   3<LEVEL   >=  0.0000     (BOTH WALLS)
ITEM NO.   4<WALL    >=  1.0000     (BOTH WALLS)
ITEM NO.   5<GAMMAD  >=  16.000     (BOTH WALLS)
ITEM NO.   6<GAMMAB  >=  6.0000     (BOTH WALLS)
ITEM NO.   7<GAMMAW  >=  10.000     (BOTH WALLS)
ITEM NO.   9<U-FRICT >=  24.790     WALL NO.        1
ITEM NO.   9<U-FRICT >=  30.000     WALL NO.        2
ITEM NO.  10<U-KA    >= 0.40900     WALL NO.        1
ITEM NO.  11<U-KP    >=  3.8260     WALL NO.        1
ITEM NO.  12<K0-NC   >= 0.50000     (BOTH WALLS)
ITEM NO.  13<NEXP    >= 0.50000     (BOTH WALLS)
ITEM NO.  14<OCR     >=  1.0000     (BOTH WALLS)
ITEM NO.  16<MODEL   >=  1.0000     (BOTH WALLS)
ITEM NO.  17<EVC     >=  30000.     (BOTH WALLS)
ITEM NO.  18<EUR     >=  48000.     (BOTH WALLS)
ITEM NO.  27<U-PERM  >= 0.10000E-04 (BOTH WALLS)
ITEM NO.  52<D-NATURE>=  1.0000     (BOTH WALLS)
ITEM NO.  53<D-LEVEL >=  0.0000     (BOTH WALLS)
ITEM NO.  59<D-FRICT >=  24.790     WALL NO.        1
ITEM NO.  59<D-FRICT >=  30.000     WALL NO.        2
ITEM NO.  60<D-KA    >= 0.40900     WALL NO.        1
ITEM NO.  61<D-KP    >=  3.1850     WALL NO.        1
ITEM NO.  77<D-PERM  >= 0.10000E-04 (BOTH WALLS)

 NON ZERO LAYER DESCRIPTORS FOR LAYER NO.    3 FOR STEP NO.    4

ITEM NO.   1<NAME    >=  18.000     (BOTH WALLS)
ITEM NO.   2<NATURE  >=  1.0000     (BOTH WALLS)
ITEM NO.   3<LEVEL   >= -5.0000     (BOTH WALLS)
ITEM NO.   4<WALL    >=  1.0000     (BOTH WALLS)
ITEM NO.   5<GAMMAD  >=  16.000     (BOTH WALLS)
ITEM NO.   6<GAMMAB  >=  6.0000     (BOTH WALLS)
ITEM NO.   7<GAMMAW  >=  10.000     (BOTH WALLS)
ITEM NO.   8<U-COHE  >= 0.80000     WALL NO.        1
ITEM NO.   8<U-COHE  >=  1.0000     WALL NO.        2
ITEM NO.   9<U-FRICT >=  27.450     WALL NO.        1
ITEM NO.   9<U-FRICT >=  33.000     WALL NO.        2
ITEM NO.  10<U-KA    >= 0.36900     WALL NO.        1
ITEM NO.  11<U-KP    >=  4.4930     WALL NO.        1
ITEM NO.  12<K0-NC   >= 0.50000     (BOTH WALLS)
ITEM NO.  13<NEXP    >= 0.50000     (BOTH WALLS)
ITEM NO.  14<OCR     >=  1.0000     (BOTH WALLS)
ITEM NO.  16<MODEL   >=  1.0000     (BOTH WALLS)
ITEM NO.  17<EVC     >=  68000.     (BOTH WALLS)
ITEM NO.  18<EUR     >= 0.10880E+06 (BOTH WALLS)
ITEM NO.  27<U-PERM  >= 0.10000E-04 (BOTH WALLS)
ITEM NO.  52<D-NATURE>=  1.0000     (BOTH WALLS)
ITEM NO.  53<D-LEVEL >=  0.0000     (BOTH WALLS)
ITEM NO.  58<D-COHE  >= 0.80000     WALL NO.        1
ITEM NO.  58<D-COHE  >=  1.0000     WALL NO.        2
ITEM NO.  59<D-FRICT >=  27.450     WALL NO.        1
ITEM NO.  59<D-FRICT >=  33.000     WALL NO.        2
```

```
ITEM NO.  60<D-KA    >= 0.36900     WALL NO.        1
ITEM NO.  61<D-KP    >=  3.6950     WALL NO.        1
ITEM NO.  77<D-PERM  >= 0.10000E-04 (BOTH WALLS)

LAYER DESCRIPTORS FOR STEP NO.    5


 NON ZERO LAYER DESCRIPTORS FOR LAYER NO.    1 FOR STEP NO.    5

ITEM NO.   1<NAME    >=  16.000     (BOTH WALLS)
ITEM NO.   2<NATURE  >=  1.0000     (BOTH WALLS)
ITEM NO.   3<LEVEL   >=  3.0000     (BOTH WALLS)
ITEM NO.   4<WALL    >=  1.0000     (BOTH WALLS)
ITEM NO.   5<GAMMAD  >=  19.000     (BOTH WALLS)
ITEM NO.   6<GAMMAB  >=  10.000     (BOTH WALLS)
ITEM NO.   7<GAMMAW  >=  10.000     (BOTH WALLS)
ITEM NO.   9<U-FRICT >=  32.010     WALL NO.        1
ITEM NO.   9<U-FRICT >=  38.000     WALL NO.        2
ITEM NO.  10<U-KA    >= 0.30700     WALL NO.        1
ITEM NO.  11<U-KP    >=  4.8470     WALL NO.        1
ITEM NO.  12<K0-NC   >= 0.50000     (BOTH WALLS)
ITEM NO.  13<NEXP    >= 0.50000     (BOTH WALLS)
ITEM NO.  14<OCR     >=  1.0000     (BOTH WALLS)
ITEM NO.  16<MODEL   >=  1.0000     (BOTH WALLS)
ITEM NO.  17<EVC     >=  15000.     (BOTH WALLS)
ITEM NO.  18<EUR     >=  45000.     (BOTH WALLS)
ITEM NO.  27<U-PERM  >= 0.10000E-03 (BOTH WALLS)
ITEM NO.  52<D-NATURE>=  1.0000     (BOTH WALLS)
ITEM NO.  53<D-LEVEL >=  0.0000     (BOTH WALLS)
ITEM NO.  59<D-FRICT >=  32.010     WALL NO.        1
ITEM NO.  59<D-FRICT >=  38.000     WALL NO.        2
ITEM NO.  60<D-KA    >= 0.30700     WALL NO.        1
ITEM NO.  61<D-KP    >=  4.8470     WALL NO.        1
ITEM NO.  77<D-PERM  >= 0.10000E-03 (BOTH WALLS)

 NON ZERO LAYER DESCRIPTORS FOR LAYER NO.    2 FOR STEP NO.    5

ITEM NO.   1<NAME    >=  17.000     (BOTH WALLS)
ITEM NO.   2<NATURE  >=  1.0000     (BOTH WALLS)
ITEM NO.   3<LEVEL   >=  0.0000     (BOTH WALLS)
ITEM NO.   4<WALL    >=  1.0000     (BOTH WALLS)
ITEM NO.   5<GAMMAD  >=  16.000     (BOTH WALLS)
ITEM NO.   6<GAMMAB  >=  6.0000     (BOTH WALLS)
ITEM NO.   7<GAMMAW  >=  10.000     (BOTH WALLS)
ITEM NO.   9<U-FRICT >=  24.790     WALL NO.        1
ITEM NO.   9<U-FRICT >=  30.000     WALL NO.        2
ITEM NO.  10<U-KA    >= 0.40900     WALL NO.        1
ITEM NO.  11<U-KP    >=  3.8260     WALL NO.        1
ITEM NO.  12<K0-NC   >= 0.50000     (BOTH WALLS)
ITEM NO.  13<NEXP    >= 0.50000     (BOTH WALLS)
ITEM NO.  14<OCR     >=  1.0000     (BOTH WALLS)
ITEM NO.  16<MODEL   >=  1.0000     (BOTH WALLS)
ITEM NO.  17<EVC     >=  30000.     (BOTH WALLS)
ITEM NO.  18<EUR     >=  48000.     (BOTH WALLS)
ITEM NO.  27<U-PERM  >= 0.10000E-04 (BOTH WALLS)
ITEM NO.  52<D-NATURE>=  1.0000     (BOTH WALLS)
ITEM NO.  53<D-LEVEL >=  0.0000     (BOTH WALLS)
ITEM NO.  59<D-FRICT >=  24.790     WALL NO.        1
ITEM NO.  59<D-FRICT >=  30.000     WALL NO.        2
ITEM NO.  60<D-KA    >= 0.40900     WALL NO.        1
ITEM NO.  61<D-KP    >=  3.1850     WALL NO.        1
ITEM NO.  77<D-PERM  >= 0.10000E-04 (BOTH WALLS)

 NON ZERO LAYER DESCRIPTORS FOR LAYER NO.    3 FOR STEP NO.    5

ITEM NO.   1<NAME    >=  18.000     (BOTH WALLS)
ITEM NO.   2<NATURE  >=  1.0000     (BOTH WALLS)
ITEM NO.   3<LEVEL   >= -5.0000     (BOTH WALLS)
ITEM NO.   4<WALL    >=  1.0000     (BOTH WALLS)
ITEM NO.   5<GAMMAD  >=  16.000     (BOTH WALLS)
ITEM NO.   6<GAMMAB  >=  6.0000     (BOTH WALLS)
ITEM NO.   7<GAMMAW  >=  10.000     (BOTH WALLS)
ITEM NO.   8<U-COHE  >= 0.80000     WALL NO.        1
ITEM NO.   8<U-COHE  >=  1.0000     WALL NO.        2
```

```
ITEM NO.   9<U-FRICT >=  27.450     WALL NO.        1
ITEM NO.   9<U-FRICT >=  33.000     WALL NO.        2
ITEM NO.  10<U-KA    >= 0.36900     WALL NO.        1
ITEM NO.  11<U-KP    >=  4.4930     WALL NO.        1
ITEM NO.  12<K0-NC   >= 0.50000     (BOTH WALLS)
ITEM NO.  13<NEXP    >= 0.50000     (BOTH WALLS)
ITEM NO.  14<OCR     >=  1.0000     (BOTH WALLS)
ITEM NO.  16<MODEL   >=  1.0000     (BOTH WALLS)
ITEM NO.  17<EVC     >=  68000.     (BOTH WALLS)
ITEM NO.  18<EUR     >= 0.10880E+06 (BOTH WALLS)
ITEM NO.  27<U-PERM  >= 0.10000E-04 (BOTH WALLS)
ITEM NO.  52<D-NATURE>=  1.0000     (BOTH WALLS)
ITEM NO.  53<D-LEVEL >=  0.0000     (BOTH WALLS)
ITEM NO.  58<D-COHE  >= 0.80000     WALL NO.        1
ITEM NO.  58<D-COHE  >=  1.0000     WALL NO.        2
ITEM NO.  59<D-FRICT >=  27.450     WALL NO.        1
ITEM NO.  59<D-FRICT >=  33.000     WALL NO.        2
ITEM NO.  60<D-KA    >= 0.36900     WALL NO.        1
ITEM NO.  61<D-KP    >=  3.6950     WALL NO.        1
ITEM NO.  77<D-PERM  >= 0.10000E-04 (BOTH WALLS)

LAYER DESCRIPTORS FOR STEP NO.    6


 NON ZERO LAYER DESCRIPTORS FOR LAYER NO.    1 FOR STEP NO.    6

ITEM NO.   1<NAME    >=  16.000     (BOTH WALLS)
ITEM NO.   2<NATURE  >=  1.0000     (BOTH WALLS)
ITEM NO.   3<LEVEL   >=  3.0000     (BOTH WALLS)
ITEM NO.   4<WALL    >=  1.0000     (BOTH WALLS)
ITEM NO.   5<GAMMAD  >=  19.000     (BOTH WALLS)
ITEM NO.   6<GAMMAB  >=  10.000     (BOTH WALLS)
ITEM NO.   7<GAMMAW  >=  10.000     (BOTH WALLS)
ITEM NO.   9<U-FRICT >=  32.010     WALL NO.        1
ITEM NO.   9<U-FRICT >=  38.000     WALL NO.        2
ITEM NO.  10<U-KA    >= 0.30700     WALL NO.        1
ITEM NO.  11<U-KP    >=  4.8470     WALL NO.        1
ITEM NO.  12<K0-NC   >= 0.50000     (BOTH WALLS)
ITEM NO.  13<NEXP    >= 0.50000     (BOTH WALLS)
ITEM NO.  14<OCR     >=  1.0000     (BOTH WALLS)
ITEM NO.  16<MODEL   >=  1.0000     (BOTH WALLS)
ITEM NO.  17<EVC     >=  15000.     (BOTH WALLS)
ITEM NO.  18<EUR     >=  45000.     (BOTH WALLS)
ITEM NO.  27<U-PERM  >= 0.10000E-03 (BOTH WALLS)
ITEM NO.  52<D-NATURE>=  1.0000     (BOTH WALLS)
ITEM NO.  53<D-LEVEL >=  0.0000     (BOTH WALLS)
ITEM NO.  59<D-FRICT >=  32.010     WALL NO.        1
ITEM NO.  59<D-FRICT >=  38.000     WALL NO.        2
ITEM NO.  60<D-KA    >= 0.30700     WALL NO.        1
ITEM NO.  61<D-KP    >=  4.8470     WALL NO.        1
ITEM NO.  77<D-PERM  >= 0.10000E-03 (BOTH WALLS)

 NON ZERO LAYER DESCRIPTORS FOR LAYER NO.    2 FOR STEP NO.    6

ITEM NO.   1<NAME    >=  17.000     (BOTH WALLS)
ITEM NO.   2<NATURE  >=  1.0000     (BOTH WALLS)
ITEM NO.   3<LEVEL   >=  0.0000     (BOTH WALLS)
ITEM NO.   4<WALL    >=  1.0000     (BOTH WALLS)
ITEM NO.   5<GAMMAD  >=  16.000     (BOTH WALLS)
ITEM NO.   6<GAMMAB  >=  6.0000     (BOTH WALLS)
ITEM NO.   7<GAMMAW  >=  10.000     (BOTH WALLS)
ITEM NO.   9<U-FRICT >=  24.790     WALL NO.        1
ITEM NO.   9<U-FRICT >=  30.000     WALL NO.        2
ITEM NO.  10<U-KA    >= 0.40900     WALL NO.        1
ITEM NO.  11<U-KP    >=  3.8260     WALL NO.        1
ITEM NO.  12<K0-NC   >= 0.50000     (BOTH WALLS)
ITEM NO.  13<NEXP    >= 0.50000     (BOTH WALLS)
ITEM NO.  14<OCR     >=  1.0000     (BOTH WALLS)
ITEM NO.  16<MODEL   >=  1.0000     (BOTH WALLS)
ITEM NO.  17<EVC     >=  30000.     (BOTH WALLS)
ITEM NO.  18<EUR     >=  48000.     (BOTH WALLS)
ITEM NO.  27<U-PERM  >= 0.10000E-04 (BOTH WALLS)
ITEM NO.  52<D-NATURE>=  1.0000     (BOTH WALLS)
ITEM NO.  53<D-LEVEL >=  0.0000     (BOTH WALLS)
```

```
ITEM NO.  59<D-FRICT >=  24.790     WALL NO.        1
ITEM NO.  59<D-FRICT >=  30.000     WALL NO.        2
ITEM NO.  60<D-KA    >= 0.40900     WALL NO.        1
ITEM NO.  61<D-KP    >=  3.1850     WALL NO.        1
ITEM NO.  77<D-PERM  >= 0.10000E-04 (BOTH WALLS)

 NON ZERO LAYER DESCRIPTORS FOR LAYER NO.    3 FOR STEP NO.    6

ITEM NO.   1<NAME    >=  18.000     (BOTH WALLS)
ITEM NO.   2<NATURE  >=  1.0000     (BOTH WALLS)
ITEM NO.   3<LEVEL   >= -5.0000     (BOTH WALLS)
ITEM NO.   4<WALL    >=  1.0000     (BOTH WALLS)
ITEM NO.   5<GAMMAD  >=  16.000     (BOTH WALLS)
ITEM NO.   6<GAMMAB  >=  6.0000     (BOTH WALLS)
ITEM NO.   7<GAMMAW  >=  10.000     (BOTH WALLS)
ITEM NO.   8<U-COHE  >= 0.80000     WALL NO.        1
ITEM NO.   8<U-COHE  >=  1.0000     WALL NO.        2
ITEM NO.   9<U-FRICT >=  27.450     WALL NO.        1
ITEM NO.   9<U-FRICT >=  33.000     WALL NO.        2
ITEM NO.  10<U-KA    >= 0.36900     WALL NO.        1
ITEM NO.  11<U-KP    >=  4.4930     WALL NO.        1
ITEM NO.  12<K0-NC   >= 0.50000     (BOTH WALLS)
ITEM NO.  13<NEXP    >= 0.50000     (BOTH WALLS)
ITEM NO.  14<OCR     >=  1.0000     (BOTH WALLS)
ITEM NO.  16<MODEL   >=  1.0000     (BOTH WALLS)
ITEM NO.  17<EVC     >=  68000.     (BOTH WALLS)
ITEM NO.  18<EUR     >= 0.10880E+06 (BOTH WALLS)
ITEM NO.  27<U-PERM  >= 0.10000E-04 (BOTH WALLS)
ITEM NO.  52<D-NATURE>=  1.0000     (BOTH WALLS)
ITEM NO.  53<D-LEVEL >=  0.0000     (BOTH WALLS)
ITEM NO.  58<D-COHE  >= 0.80000     WALL NO.        1
ITEM NO.  58<D-COHE  >=  1.0000     WALL NO.        2
ITEM NO.  59<D-FRICT >=  27.450     WALL NO.        1
ITEM NO.  59<D-FRICT >=  33.000     WALL NO.        2
ITEM NO.  60<D-KA    >= 0.36900     WALL NO.        1
ITEM NO.  61<D-KP    >=  3.6950     WALL NO.        1
ITEM NO.  77<D-PERM  >= 0.10000E-04 (BOTH WALLS)


DEFAULT WATER UNIT WEIGHT =  10.000
AVERAGED ON    18 VALUES
```

```
+-----------------------------------------------------------------------------------------------------------------------+
|                   PARATIEPLUS(TM)   NLS ENGINE RELEASE  2018.0    FULL VERSION  *Build date:Nov 13, 2017*              |
|                                                                                                                       |
|                                    NewProject.BaseDesignSection_28.SISMICAGEO_1273                                    |
|                                  Exe Time : 4 September 2018 18:05:33                                                 |
+-----------------------------------------------------------------------------------------------------------------------+

PHASE DESCRIPTORS


STEP  NO.     1
                                        LEFT WALL    RIGHT WALL
Y                                        0.000       -0.9990E+30
Z-PC                                     0.000         0.000
Z-EXCAVATION                             0.000         0.000
Z-WATER_TABLE                           -18.00       -0.9990E+30
Q_AT_THE_FREE_FIELD_LEVEL                0.000         0.000
ZQ                                       0.000         0.000
DZW_OF_THE_WATER_TABLE                   0.000         0.000
QS_ON_THE_EXCAVATION_SIDE                0.000         0.000
ZQS                                     -0.9990E+30   -0.9990E+30
ZCUT                                     0.000         0.000
BALANCE LEVEL FOR PORE PRESSURES        -11.50        -11.50
WATER_BEHAVIOUR_FLAG (LINING OPT)        0.000         0.000
PORE_UPDATE_FLAG                         0.000         0.000
PORE_TAB. _FLAG (gt.0= use tabs)         0.000         0.000
lateral thrusts reduction elevatio       0.000         0.000
Downhill reduction factor for effe       0.000         0.000
Downhill reduction factor for pore       0.000         0.000
Uphill reduction factor for effect       0.000         0.000
Uphill reduction factor for pore p       0.000         0.000
SEISMIC HORIZONTAL ACCEL. Kh [g]         0.000         0.000
UPHILL VERTICAL ACCEL.  Kv_uh [g]        0.000         0.000
DOWNHILL VERTICAL ACCEL.Kv_dh [g]        0.000         0.000
UPHILL BETA ANGLE (SLOPE) [deg]          0.000         0.000
UPHILL DELTA/PHI RATIO                   0.000         0.000
DOWNHILL BETA ANGLE (SLOPE) [deg]        0.000         0.000
DOWNHILL DELTA/PHI RATIO                 0.000         0.000
DYN.WATER BEHAVIOUR                      0.000         0.000
Excess pore pressure RATIO Ru            0.000         0.000
SEISMIC PRESSURE LOWER VALUE             0.000         0.000
SEISMIC PRESSURE UPPER VALUE             0.000         0.000
SEISMIC PRESSURE LOWER LEVEL             0.000         0.000
SEISMIC PRESSURE UPPER LEVEL             0.000         0.000

=========================================================================================================end of step    1


STEP  NO.     2
                                        LEFT WALL    RIGHT WALL
Y                                        0.000       -0.9990E+30
Z-PC                                     0.000         0.000
Z-EXCAVATION                            -1.000         0.000
Z-WATER_TABLE                           -18.00       -0.9990E+30
Q_AT_THE_FREE_FIELD_LEVEL                0.000         0.000
ZQ                                       0.000         0.000
DZW_OF_THE_WATER_TABLE                   0.000         0.000
QS_ON_THE_EXCAVATION_SIDE                0.000         0.000
ZQS                                     -0.9990E+30   -0.9990E+30
ZCUT                                     0.000         0.000
BALANCE LEVEL FOR PORE PRESSURES        -11.50        -11.50
WATER_BEHAVIOUR_FLAG (LINING OPT)        0.000         0.000
PORE_UPDATE_FLAG                         0.000         0.000
PORE_TAB. _FLAG (gt.0= use tabs)         0.000         0.000
lateral thrusts reduction elevatio       0.000         0.000
Downhill reduction factor for effe       0.000         0.000
Downhill reduction factor for pore       0.000         0.000
Uphill reduction factor for effect       0.000         0.000
Uphill reduction factor for pore p       0.000         0.000
SEISMIC HORIZONTAL ACCEL. Kh [g]         0.000         0.000
UPHILL VERTICAL ACCEL.  Kv_uh [g]        0.000         0.000
```

DOWNHILL VERTICAL ACCEL.Kv_dh [g]	0.000	0.000
UPHILL BETA ANGLE (SLOPE) [deg]	0.000	0.000
UPHILL DELTA/PHI RATIO	0.000	0.000
DOWNHILL BETA ANGLE (SLOPE) [deg]	0.000	0.000
DOWNHILL DELTA/PHI RATIO	0.000	0.000
DYN.WATER BEHAVIOUR	0.000	0.000
Excess pore pressure RATIO Ru	0.000	0.000
SEISMIC PRESSURE LOWER VALUE	0.000	0.000
SEISMIC PRESSURE UPPER VALUE	0.000	0.000
SEISMIC PRESSURE LOWER LEVEL	0.000	0.000
SEISMIC PRESSURE UPPER LEVEL	0.000	0.000

==========end of step 2

STEP NO. 3

	LEFT WALL	RIGHT WALL
Y	0.000	-0.9990E+30
Z-PC	0.000	0.000
Z-EXCAVATION	-1.000	0.000
Z-WATER_TABLE	-18.00	-0.9990E+30
Q_AT_THE_FREE_FIELD_LEVEL	0.000	0.000
ZQ	0.000	0.000
DZW_OF_THE_WATER_TABLE	0.000	0.000
QS_ON_THE_EXCAVATION_SIDE	0.000	0.000
ZQS	-0.9990E+30	-0.9990E+30
ZCUT	0.000	0.000
BALANCE LEVEL FOR PORE PRESSURES	-11.50	-11.50
WATER_BEHAVIOUR_FLAG (LINING OPT)	0.000	0.000
PORE_UPDATE_FLAG	0.000	0.000
PORE_TAB. _FLAG (gt.0= use tabs)	0.000	0.000
lateral thrusts reduction elevatio	0.000	0.000
Downhill reduction factor for effe	0.000	0.000
Downhill reduction factor for pore	0.000	0.000
Uphill reduction factor for effect	0.000	0.000
Uphill reduction factor for pore p	0.000	0.000
SEISMIC HORIZONTAL ACCEL. Kh [g]	0.000	0.000
UPHILL VERTICAL ACCEL. Kv_uh [g]	0.000	0.000
DOWNHILL VERTICAL ACCEL.Kv_dh [g]	0.000	0.000
UPHILL BETA ANGLE (SLOPE) [deg]	0.000	0.000
UPHILL DELTA/PHI RATIO	0.000	0.000
DOWNHILL BETA ANGLE (SLOPE) [deg]	0.000	0.000
DOWNHILL DELTA/PHI RATIO	0.000	0.000
DYN.WATER BEHAVIOUR	0.000	0.000
Excess pore pressure RATIO Ru	0.000	0.000
SEISMIC PRESSURE LOWER VALUE	0.000	0.000
SEISMIC PRESSURE UPPER VALUE	0.000	0.000
SEISMIC PRESSURE LOWER LEVEL	0.000	0.000
SEISMIC PRESSURE UPPER LEVEL	0.000	0.000

==========end of step 3

STEP NO. 4

	LEFT WALL	RIGHT WALL
Y	0.000	-0.9990E+30
Z-PC	0.000	0.000
Z-EXCAVATION	-6.800	0.000
Z-WATER_TABLE	-18.00	-0.9990E+30
Q_AT_THE_FREE_FIELD_LEVEL	0.000	0.000
ZQ	0.000	0.000
DZW_OF_THE_WATER_TABLE	0.000	0.000
QS_ON_THE_EXCAVATION_SIDE	0.000	0.000
ZQS	-0.9990E+30	-0.9990E+30
ZCUT	0.000	0.000
BALANCE LEVEL FOR PORE PRESSURES	-11.50	-11.50
WATER_BEHAVIOUR_FLAG (LINING OPT)	0.000	0.000
PORE_UPDATE_FLAG	0.000	0.000
PORE_TAB. _FLAG (gt.0= use tabs)	0.000	0.000
lateral thrusts reduction elevatio	0.000	0.000
Downhill reduction factor for effe	0.000	0.000
Downhill reduction factor for pore	0.000	0.000
Uphill reduction factor for effect	0.000	0.000
Uphill reduction factor for pore p	0.000	0.000

SEISMIC HORIZONTAL ACCEL. Kh [g]	0.000	0.000
UPHILL VERTICAL ACCEL. Kv_uh [g]	0.000	0.000
DOWNHILL VERTICAL ACCEL.Kv_dh [g]	0.000	0.000
UPHILL BETA ANGLE (SLOPE) [deg]	0.000	0.000
UPHILL DELTA/PHI RATIO	0.000	0.000
DOWNHILL BETA ANGLE (SLOPE) [deg]	0.000	0.000
DOWNHILL DELTA/PHI RATIO	0.000	0.000
DYN.WATER BEHAVIOUR	0.000	0.000
Excess pore pressure RATIO Ru	0.000	0.000
SEISMIC PRESSURE LOWER VALUE	0.000	0.000
SEISMIC PRESSURE UPPER VALUE	0.000	0.000
SEISMIC PRESSURE LOWER LEVEL	0.000	0.000
SEISMIC PRESSURE UPPER LEVEL	0.000	0.000

==========end of step 4

STEP NO. 5

	LEFT WALL	RIGHT WALL
Y	0.000	-0.9990E+30
Z-PC	0.000	0.000
Z-EXCAVATION	-6.300	0.000
Z-WATER_TABLE	-18.00	-0.9990E+30
Q_AT_THE_FREE_FIELD_LEVEL	0.000	0.000
ZQ	0.000	0.000
DZW_OF_THE_WATER_TABLE	0.000	0.000
QS_ON_THE_EXCAVATION_SIDE	0.000	0.000
ZQS	-0.9990E+30	-0.9990E+30
ZCUT	0.000	0.000
BALANCE LEVEL FOR PORE PRESSURES	-11.50	-11.50
WATER_BEHAVIOUR_FLAG (LINING OPT)	0.000	0.000
PORE_UPDATE_FLAG	0.000	0.000
PORE_TAB. _FLAG (gt.0= use tabs)	0.000	0.000
lateral thrusts reduction elevatio	0.000	0.000
Downhill reduction factor for effe	0.000	0.000
Downhill reduction factor for pore	0.000	0.000
Uphill reduction factor for effect	0.000	0.000
Uphill reduction factor for pore p	0.000	0.000
SEISMIC HORIZONTAL ACCEL. Kh [g]	0.000	0.000
UPHILL VERTICAL ACCEL. Kv_uh [g]	0.000	0.000
DOWNHILL VERTICAL ACCEL.Kv_dh [g]	0.000	0.000
UPHILL BETA ANGLE (SLOPE) [deg]	0.000	0.000
UPHILL DELTA/PHI RATIO	0.000	0.000
DOWNHILL BETA ANGLE (SLOPE) [deg]	0.000	0.000
DOWNHILL DELTA/PHI RATIO	0.000	0.000
DYN.WATER BEHAVIOUR	0.000	0.000
Excess pore pressure RATIO Ru	0.000	0.000
SEISMIC PRESSURE LOWER VALUE	0.000	0.000
SEISMIC PRESSURE UPPER VALUE	0.000	0.000
SEISMIC PRESSURE LOWER LEVEL	0.000	0.000
SEISMIC PRESSURE UPPER LEVEL	0.000	0.000

==========end of step 5

STEP NO. 6

	LEFT WALL	RIGHT WALL
Y	0.000	-0.9990E+30
Z-PC	0.000	0.000
Z-EXCAVATION	-6.300	0.000
Z-WATER_TABLE	-18.00	-0.9990E+30
Q_AT_THE_FREE_FIELD_LEVEL	0.000	0.000
ZQ	0.000	0.000
DZW_OF_THE_WATER_TABLE	0.000	0.000
QS_ON_THE_EXCAVATION_SIDE	0.000	0.000
ZQS	-0.9990E+30	-0.9990E+30
ZCUT	0.000	0.000
BALANCE LEVEL FOR PORE PRESSURES	-11.50	-11.50
WATER_BEHAVIOUR_FLAG (LINING OPT)	0.000	0.000
PORE_UPDATE_FLAG	0.000	0.000
PORE_TAB. _FLAG (gt.0= use tabs)	0.000	0.000
lateral thrusts reduction elevatio	0.000	0.000
Downhill reduction factor for effe	0.000	0.000
Downhill reduction factor for pore	0.000	0.000

```
Uphill reduction factor for effect      0.000         0.000
Uphill reduction factor for pore p      0.000         0.000
SEISMIC HORIZONTAL ACCEL. Kh [g]        0.000         0.000
UPHILL VERTICAL ACCEL.  Kv_uh [g]       0.000         0.000
DOWNHILL VERTICAL ACCEL.Kv_dh [g]       0.000         0.000
UPHILL BETA ANGLE (SLOPE) [deg]         0.000         0.000
UPHILL DELTA/PHI RATIO                  0.000         0.000
DOWNHILL BETA ANGLE (SLOPE) [deg]       0.000         0.000
DOWNHILL DELTA/PHI RATIO                0.000         0.000
DYN.WATER BEHAVIOUR                     0.000         0.000
Excess pore pressure RATIO Ru           0.000         0.000
SEISMIC PRESSURE LOWER VALUE            0.000         0.000
SEISMIC PRESSURE UPPER VALUE            0.000         0.000
SEISMIC PRESSURE LOWER LEVEL            0.000         0.000
SEISMIC PRESSURE UPPER LEVEL            0.000         0.000

================================================================================================================end of step    6


 LEFT-HAND WALL

 LOWER  LEVEL         -11.50000
 UPPER  LEVEL           0.00000

 RIGHT-HAND WALL

 LOWER  LEVEL         -11.50000
 UPPER  LEVEL           0.00000
```

```
+-----------------------------------------------------------------------------------------------------------------------+
|                  PARATIEPLUS(TM)   NLS ENGINE RELEASE  2018.0    FULL VERSION  *Build date:Nov 13, 2017*             |
|                                                                                                                       |
|                                  NewProject.BaseDesignSection_28.SISMICAGEO_1273                                      |
|                                 Exe Time : 4 September 2018 18:05:33                                                  |
+-----------------------------------------------------------------------------------------------------------------------+
 I N I T I A L   S T R E S S   T A B L E S

            S E C T I O N

 NUMBER OF DEFINED TABLES             2


INPUT DATA FOR INITIAL STRESS SET NO.    1
PERTAINING SOIL ELEMENTS AT Y-COORD    0.0000

ACTIVATION TIME                              1.0000
END TIME (TIME BEYOND WHICH IT IS REMOVED)   6.0000

TYPE BOUSSINESQ

 HORIZONTAL DISTANCE (DY)           1.00000000000000
 FOUNDATION WIDTH    (B)            5.00000000000000
 ZETA-F.....                       0.000000000000000E+000
 Q-F .....                          20.0000000000000
 BETA .....                         45.0000000000000
 BEHAVIOUR (0=FREE, 1=REFLECTING)  0.000000000000000E+000


INPUT DATA FOR INITIAL STRESS SET NO.    2
PERTAINING SOIL ELEMENTS AT Y-COORD    0.0000

ACTIVATION TIME                              1.0000
END TIME (TIME BEYOND WHICH IT IS REMOVED)   6.0000

TYPE BOUSSINESQ

 HORIZONTAL DISTANCE (DY)           12.0000000000000
 FOUNDATION WIDTH    (B)            18.0000000000000
 ZETA-F.....                        2.70000000000000
 Q-F .....                          20.0000000000000
 BETA .....                         45.0000000000000
 BEHAVIOUR (0=FREE, 1=REFLECTING)  0.000000000000000E+000


 ELEMENT GROUPS BACKUP AREA CAN STAY IN CORE AT
 POSITION        5195

 NO. OF D.P.W  FOR THIS AREA       7030
 MAX NO. OF D.P.W. AVAILABLE      81920
 ** MAX NO OF ITERATIONS SET TO          40

ITER     0 RNORM = 0.000     RMNORM= 0.000
           RINORM=0.1497E+05 RIMNOR= 0.000
           RENORM=0.1972E-28 REMNOR= 0.000     RATIO =0.3629E-16 TOLER =0.1000E-03      CONVERGED !
           RFMAX = 18.70     RMMAX = 0.000
           RTSMAL=0.1000E-03 RMSMAL= 0.000
           RDT   =0.1497E+05 RDR   = 0.000
           RATIOT=0.3629E-16 RATIOR= 0.000
           MAX UN=0.1776E-14 IEQ=    61 NODE     31 DOF   1  Y-DISPL.F
           MIN UN=-.3553E-14 IEQ=    75 NODE     38 DOF   1  Y-DISPL.F
           NO. OF CONTACT CONSTRAINT VIOLATIONS     0


ITER     1 RNORM = 0.000     RMNORM= 0.000
           RINORM=0.1497E+05 RIMNOR= 0.000
           RENORM=0.4055E-30 REMNOR=0.3619E-53 RATIO =0.5204E-17 TOLER =0.1000E-03      CONVERGED !
           RFMAX = 18.70     RMMAX = 0.000
           RTSMAL=0.1000E-03 RMSMAL= 0.000
           RDT   =0.1497E+05 RDR   = 0.000
           RATIOT=0.5204E-17 RATIOR= 0.000
```

```
  MAX UN=0.5686E-16 IEQ=     3 NODE      2 DOF   1  Y-DISPL.F
  MIN UN=-.1405E-15 IEQ=    83 NODE     42 DOF   1  Y-DISPL.F
  NO. OF CONTACT CONSTRAINT VIOLATIONS     0


ITER     2 RNORM = 0.000     RMNORM= 0.000
  RINORM=0.1497E+05 RIMNOR= 0.000
  RENORM=0.3485E-30 REMNOR=0.1115E-52 RATIO =0.4824E-17 TOLER =0.1000E-03      CONVERGED !
  RFMAX = 18.70     RMMAX = 0.000
  RTSMAL=0.1000E-03 RMSMAL= 0.000
  RDT   =0.1497E+05 RDR   = 0.000
  RATIOT=0.4824E-17 RATIOR= 0.000
  MAX UN=0.5683E-16 IEQ=     3 NODE      2 DOF   1  Y-DISPL.F
  MIN UN=-.1211E-15 IEQ=   113 NODE     57 DOF   1  Y-DISPL.F
  NO. OF CONTACT CONSTRAINT VIOLATIONS     0
```

```
+-------------------------------------------------------------------------------------------------------------------------------+
|                   PARATIEPLUS(TM)   NLS ENGINE RELEASE  2018.0    FULL VERSION  *Build date:Nov 13, 2017*                    |
|                                                                                                                               |
|                                    NewProject.BaseDesignSection_28.SISMICAGEO_1273                                            |
|                                   Exe Time : 4 September 2018 18:05:33                                                        |
+-------------------------------------------------------------------------------------------------------------------------------+
New Project
SOLUTION REACHED USING     2 ITERATIONS ON   40

P R I N T   O U T   F O R   T I M E   S T E P    1     ( AT TIME   1.000     )

PRINT OUT OF ACTIVE COMPONENTS (FIXED NODES ARE NOT PRINTED OUT)

          Y-DISPL.F        X-ROT. F
           (02)             (04)            (


ALL NODAL POINTS HAVE ZERO DISPLACEMENT COMPONENTS
```

```
+-------------------------------------------------------------------------------------------------------------------------------+
|                   PARATIEPLUS(TM)   NLS ENGINE RELEASE  2018.0    FULL VERSION  *Build date:Nov 13, 2017*                    |
|                                                                                                                               |
|                                    NewProject.BaseDesignSection_28.SISMICAGEO_1273                                            |
|                                   Exe Time : 4 September 2018 18:05:33                                                        |
+-------------------------------------------------------------------------------------------------------------------------------+
New Project


S T R E S S   R E S U L T S   F O R   G R O U P   N O.   1

0_L                                                              :
ELEMENT TYPE    5 NO.OF ELEMENTS. IN THIS GROUP   59
C U R R E N T   T I M E   I S      1.0000

 HARDENING 2D SOIL ELEMENT

 ****** TOTAL STRESS FORMULATION *****

  EL *   FORCE     DISPL-Y  VERTICAL-P  HORIZON.-P     MAX-V-P     MAX-H-P           STATE   STIFFNESS Z-LEVEL      PORE
E FACTOR    UFACTOR       Peq           Su_a         Su_p     LAYER
 ------------------------------------------------------------------------------------------------------------------------------
-------------------------------------------------------------------------------------------
   1 D  0.1633     -1.0691E-20  4.2494E-02   1.633      4.2494E-02   1.633            V-C  3.0587E+04   0.000       0.000
1.000       1.000       1.633       0.000       0.000     DI1_164_167_L_0
   2 D   1.079     -1.0221E-20   3.284       5.397       3.284       5.397           V-C  3.0587E+04 -0.2000       0.000
1.000       1.000       5.397       0.000       0.000     DI1_164_167_L_0
   3 D   1.763     -9.7500E-21   6.689       8.816       6.689       8.816           V-C  3.0587E+04 -0.4000       0.000
1.000       1.000       8.816       0.000       0.000     DI1_164_167_L_0
   4 D   2.346     -9.2788E-21   10.30       11.73       10.30       11.73           V-C  3.0587E+04 -0.6000       0.000
1.000       1.000       11.73       0.000       0.000     DI1_164_167_L_0
   5 D   2.834     -8.8068E-21   14.07       14.17       14.07       14.17           V-C  3.0587E+04 -0.8000       0.000
1.000       1.000       14.17       0.000       0.000     DI1_164_167_L_0
   6 D   3.248     -8.3332E-21   17.90       16.24       17.90       16.24           V-C  3.0587E+04  -1.000       0.000
1.000       1.000       16.24       0.000       0.000     DI1_164_167_L_0
   7 D   3.612     -7.8574E-21   21.73       18.06       21.73       18.06           V-C  3.0587E+04  -1.200       0.000
1.000       1.000       18.06       0.000       0.000     DI1_164_167_L_0
   8 D   3.944     -7.3785E-21   25.59       19.72       25.59       19.72           V-C  3.0587E+04  -1.400       0.000
1.000       1.000       19.72       0.000       0.000     DI1_164_167_L_0
   9 D   4.255     -6.8953E-21   29.87       21.27       29.87       21.27           V-C  3.0587E+04  -1.600       0.000
1.000       1.000       21.27       0.000       0.000     DI1_164_167_L_0
  10 D   4.552     -6.4068E-21   33.96       22.76       33.96       22.76           V-C  3.0587E+04  -1.800       0.000
1.000       1.000       22.76       0.000       0.000     DI1_164_167_L_0
  11 D   4.842     -5.9115E-21   37.91       24.21       37.91       24.21           V-C  3.0587E+04  -2.000       0.000
1.000       1.000       24.21       0.000       0.000     DI1_164_167_L_0
  12 D   5.128     -5.4082E-21   41.75       25.64       41.75       25.64           V-C  3.0587E+04  -2.200       0.000
1.000       1.000       25.64       0.000       0.000     DI1_164_167_L_0
  13 D   5.411     -4.8954E-21   45.50       27.06       45.50       27.06           V-C  3.0587E+04  -2.400       0.000
1.000       1.000       27.06       0.000       0.000     DI1_164_167_L_0
  14 D   5.693     -4.3714E-21   49.18       28.47       49.18       28.47           V-C  3.0587E+04  -2.600       0.000
1.000       1.000       28.47       0.000       0.000     DI1_164_167_L_0
  15 D   5.975     -3.8352E-21   52.81       29.88       52.81       29.88           V-C  3.0587E+04  -2.800       0.000
1.000       1.000       29.88       0.000       0.000     DI1_164_167_L_0
  16 D   6.258     -3.2874E-21   56.40       31.29       56.40       31.29           V-C  3.0587E+04  -3.000       0.000
1.000       1.000       31.29       0.000       0.000     DI1_164_167_L_0
  17 D   6.542     -2.7291E-21   60.10       32.71       60.10       32.71           V-C  3.0587E+04  -3.200       0.000
1.000       1.000       32.71       0.000       0.000     DI1_164_167_L_0
  18 D   6.827     -2.1616E-21   63.60       34.14       63.60       34.14           V-C  3.0587E+04  -3.400       0.000
1.000       1.000       34.14       0.000       0.000     DI1_164_167_L_0
  19 D   7.113     -1.5857E-21   67.08       35.57       67.08       35.57           V-C  3.0587E+04  -3.600       0.000
1.000       1.000       35.57       0.000       0.000     DI1_164_167_L_0
  20 D   7.401     -1.0026E-21   70.54       37.01       70.54       37.01           V-C  3.0587E+04  -3.800       0.000
1.000       1.000       37.01       0.000       0.000     DI1_164_167_L_0
  21 D   7.691     -4.1328E-22   73.85       38.46       73.85       38.46           V-C  3.0587E+04  -4.000       0.000
1.000       1.000       38.46       0.000       0.000     DI1_164_167_L_0
  22 D   7.982      1.8125E-22   77.28       39.91       77.28       39.91           V-C  3.0587E+04  -4.200       0.000
1.000       1.000       39.91       0.000       0.000     DI1_164_167_L_0
  23 D   8.275      7.7996E-22   80.69       41.37       80.69       41.37           V-C  3.0587E+04  -4.400       0.000
1.000       1.000       41.37       0.000       0.000     DI1_164_167_L_0
  24 D   8.569      1.3818E-21   84.09       42.84       84.09       42.84           V-C  3.0587E+04  -4.600       0.000
1.000       1.000       42.84       0.000       0.000     DI1_164_167_L_0
```

25 D	8.864	1.9857E-21	87.48	44.32	87.48	44.32	V-C	3.0587E+04	-4.800	0.000
1.000	1.000	44.32	0.000	0.000	DI1_164_167_L_0					
26 D	9.161	2.5906E-21	90.86	45.81	90.86	45.81	V-C	7.3011E+04	-5.000	0.000
1.000	1.000	45.81	0.000	0.000	DI2_165_168_L_0					
27 D	9.460	3.1952E-21	94.22	47.30	94.22	47.30	V-C	7.3011E+04	-5.200	0.000
1.000	1.000	47.30	0.000	0.000	DI2_165_168_L_0					
28 D	9.759	3.7984E-21	97.58	48.79	97.58	48.79	V-C	7.3011E+04	-5.400	0.000
1.000	1.000	48.79	0.000	0.000	DI2_165_168_L_0					
29 D	10.06	4.3987E-21	100.9	50.30	100.9	50.30	V-C	7.3011E+04	-5.600	0.000
1.000	1.000	50.30	0.000	0.000	DI2_165_168_L_0					
30 D	10.36	4.9945E-21	104.3	51.80	104.3	51.80	V-C	7.3011E+04	-5.800	0.000
1.000	1.000	51.80	0.000	0.000	DI2_165_168_L_0					
31 D	10.66	5.5841E-21	107.6	53.32	107.6	53.32	V-C	7.3011E+04	-6.000	0.000
1.000	1.000	53.32	0.000	0.000	DI2_165_168_L_0					
32 D	10.97	6.1646E-21	110.6	54.83	110.6	54.83	V-C	7.3011E+04	-6.200	0.000
1.000	1.000	54.83	0.000	0.000	DI2_165_168_L_0					
33 D	11.27	6.7290E-21	113.7	56.35	113.7	56.35	V-C	7.3011E+04	-6.400	0.000
1.000	1.000	56.35	0.000	0.000	DI2_165_168_L_0					
34 D	11.58	7.2691E-21	116.7	57.88	116.7	57.88	V-C	7.3011E+04	-6.600	0.000
1.000	1.000	57.88	0.000	0.000	DI2_165_168_L_0					
35 D	11.88	7.7765E-21	119.7	59.41	119.7	59.41	V-C	7.3011E+04	-6.800	0.000
1.000	1.000	59.41	0.000	0.000	DI2_165_168_L_0					
36 D	12.19	8.2426E-21	122.8	60.94	122.8	60.94	V-C	7.3011E+04	-7.000	0.000
1.000	1.000	60.94	0.000	0.000	DI2_165_168_L_0					
37 D	12.49	8.6584E-21	125.8	62.47	125.8	62.47	V-C	7.3011E+04	-7.200	0.000
1.000	1.000	62.47	0.000	0.000	DI2_165_168_L_0					
38 D	12.80	9.0147E-21	128.9	64.01	128.9	64.01	V-C	7.3011E+04	-7.400	0.000
1.000	1.000	64.01	0.000	0.000	DI2_165_168_L_0					
39 D	13.11	9.3039E-21	132.0	65.55	132.0	65.55	V-C	7.3011E+04	-7.600	0.000
1.000	1.000	65.55	0.000	0.000	DI2_165_168_L_0					
40 D	13.42	9.5257E-21	135.0	67.09	135.0	67.09	V-C	7.3011E+04	-7.800	0.000
1.000	1.000	67.09	0.000	0.000	DI2_165_168_L_0					
41 D	13.73	9.6824E-21	138.1	68.64	138.1	68.64	V-C	7.3011E+04	-8.000	0.000
1.000	1.000	68.64	0.000	0.000	DI2_165_168_L_0					
42 D	14.04	9.7799E-21	141.2	70.18	141.2	70.18	V-C	7.3011E+04	-8.200	0.000
1.000	1.000	70.18	0.000	0.000	DI2_165_168_L_0					
43 D	14.35	9.8246E-21	144.3	71.73	144.3	71.73	V-C	7.3011E+04	-8.400	0.000
1.000	1.000	71.73	0.000	0.000	DI2_165_168_L_0					
44 D	14.66	9.8227E-21	147.4	73.28	147.4	73.28	V-C	7.3011E+04	-8.600	0.000
1.000	1.000	73.28	0.000	0.000	DI2_165_168_L_0					
45 D	14.97	9.7798E-21	150.5	74.83	150.5	74.83	V-C	7.3011E+04	-8.800	0.000
1.000	1.000	74.83	0.000	0.000	DI2_165_168_L_0					
46 D	15.28	9.7014E-21	153.6	76.38	153.6	76.38	V-C	7.3011E+04	-9.000	0.000
1.000	1.000	76.38	0.000	0.000	DI2_165_168_L_0					
47 D	15.59	9.5925E-21	156.7	77.93	156.7	77.93	V-C	7.3011E+04	-9.200	0.000
1.000	1.000	77.93	0.000	0.000	DI2_165_168_L_0					
48 D	15.90	9.4577E-21	159.8	79.48	159.8	79.48	V-C	7.3011E+04	-9.400	0.000
1.000	1.000	79.48	0.000	0.000	DI2_165_168_L_0					
49 D	16.21	9.3013E-21	163.0	81.04	163.0	81.04	V-C	7.3011E+04	-9.600	0.000
1.000	1.000	81.04	0.000	0.000	DI2_165_168_L_0					
50 D	16.52	9.1271E-21	166.1	82.59	166.1	82.59	V-C	7.3011E+04	-9.800	0.000
1.000	1.000	82.59	0.000	0.000	DI2_165_168_L_0					
51 D	16.83	8.9388E-21	169.2	84.15	169.2	84.15	V-C	7.3011E+04	-10.00	0.000
1.000	1.000	84.15	0.000	0.000	DI2_165_168_L_0					
52 D	17.14	8.7393E-21	172.3	85.71	172.3	85.71	V-C	7.3011E+04	-10.20	0.000
1.000	1.000	85.71	0.000	0.000	DI2_165_168_L_0					
53 D	17.45	8.5315E-21	175.5	87.27	175.5	87.27	V-C	7.3011E+04	-10.40	0.000
1.000	1.000	87.27	0.000	0.000	DI2_165_168_L_0					
54 D	17.76	8.3177E-21	178.6	88.82	178.6	88.82	V-C	7.3011E+04	-10.60	0.000
1.000	1.000	88.82	0.000	0.000	DI2_165_168_L_0					
55 D	18.08	8.0998E-21	181.8	90.38	181.8	90.38	V-C	7.3011E+04	-10.80	0.000
1.000	1.000	90.38	0.000	0.000	DI2_165_168_L_0					
56 D	18.39	7.8795E-21	184.9	91.94	184.9	91.94	V-C	7.3011E+04	-11.00	0.000
1.000	1.000	91.94	0.000	0.000	DI2_165_168_L_0					
57 D	18.70	7.6579E-21	188.0	93.50	188.0	93.50	V-C	7.3011E+04	-11.20	0.000
1.000	1.000	93.50	0.000	0.000	DI2_165_168_L_0					
58 D	14.26	7.4357E-21	191.2	95.06	191.2	95.06	V-C	7.3011E+04	-11.40	0.000
1.000	1.000	95.06	0.000	0.000	DI2_165_168_L_0					
59 D	4.792	7.3246E-21	192.8	95.84	192.8	95.84	V-C	7.3011E+04	-11.50	0.000
1.000	1.000	95.84	0.000	0.000	DI2_165_168_L_0					

```
+-------------------------------------------------------------------------------------------------------------------------------+
|                   PARATIEPLUS(TM)   NLS ENGINE RELEASE  2018.0    FULL VERSION  *Build date:Nov 13, 2017*                    |
|                                                                                                                               |
|                                    NewProject.BaseDesignSection_28.SISMICAGEO_1273                                            |
|                                   Exe Time : 4 September 2018 18:05:33                                                        |
+-------------------------------------------------------------------------------------------------------------------------------+
New Project


S T R E S S   R E S U L T S   F O R   G R O U P   N O.   2

0_R                                                          :
ELEMENT TYPE    5 NO.OF ELEMENTS. IN THIS GROUP   59
C U R R E N T   T I M E   I S      1.0000

 HARDENING 2D SOIL ELEMENT

 ****** TOTAL STRESS FORMULATION *****

  EL *   FORCE     DISPL-Y  VERTICAL-P  HORIZON.-P     MAX-V-P     MAX-H-P           STATE   STIFFNESS Z-LEVEL      PORE
E FACTOR    UFACTOR       Peq           Su_a         Su_p     LAYER
 ------------------------------------------------------------------------------------------------------------------------------
-------------------------------------------------------------------------------------------
   1 D  0.1633      1.0691E-20   0.000       1.633       0.000       1.633            V-C  2.5030E+04   0.000       0.000
1.000       1.000       1.633       0.000       0.000     DI1_164_167_L_0
   2 D   1.079      1.0221E-20   3.200       5.397       3.200       5.397            V-C  2.5030E+04 -0.2000       0.000
1.000       1.000       5.397       0.000       0.000     DI1_164_167_L_0
   3 D   1.763      9.7500E-21   6.400       8.816       6.400       8.816            V-C  2.5030E+04 -0.4000       0.000
1.000       1.000       8.816       0.000       0.000     DI1_164_167_L_0
   4 D   2.346      9.2788E-21   9.600       11.73       9.600       11.73            V-C  2.5030E+04 -0.6000       0.000
1.000       1.000       11.73       0.000       0.000     DI1_164_167_L_0
   5 D   2.834      8.8068E-21   12.80       14.17       12.80       14.17            V-C  2.5030E+04 -0.8000       0.000
1.000       1.000       14.17       0.000       0.000     DI1_164_167_L_0
   6 D   3.248      8.3332E-21   16.00       16.24       16.00       16.24            V-C  2.5030E+04  -1.000       0.000
1.000       1.000       16.24       0.000       0.000     DI1_164_167_L_0
   7 D   3.612      7.8574E-21   19.20       18.06       19.20       18.06            V-C  2.5030E+04  -1.200       0.000
1.000       1.000       18.06       0.000       0.000     DI1_164_167_L_0
   8 D   3.944      7.3785E-21   22.40       19.72       22.40       19.72            V-C  2.5030E+04  -1.400       0.000
1.000       1.000       19.72       0.000       0.000     DI1_164_167_L_0
   9 D   4.255      6.8953E-21   25.60       21.27       25.60       21.27            V-C  2.5030E+04  -1.600       0.000
1.000       1.000       21.27       0.000       0.000     DI1_164_167_L_0
  10 D   4.552      6.4068E-21   28.80       22.76       28.80       22.76            V-C  2.5030E+04  -1.800       0.000
1.000       1.000       22.76       0.000       0.000     DI1_164_167_L_0
  11 D   4.842      5.9115E-21   32.00       24.21       32.00       24.21            V-C  2.5030E+04  -2.000       0.000
1.000       1.000       24.21       0.000       0.000     DI1_164_167_L_0
  12 D   5.128      5.4082E-21   35.20       25.64       35.20       25.64            V-C  2.5030E+04  -2.200       0.000
1.000       1.000       25.64       0.000       0.000     DI1_164_167_L_0
  13 D   5.411      4.8954E-21   38.40       27.06       38.40       27.06            V-C  2.5030E+04  -2.400       0.000
1.000       1.000       27.06       0.000       0.000     DI1_164_167_L_0
  14 D   5.693      4.3714E-21   41.60       28.47       41.60       28.47            V-C  2.5030E+04  -2.600       0.000
1.000       1.000       28.47       0.000       0.000     DI1_164_167_L_0
  15 D   5.975      3.8352E-21   44.80       29.88       44.80       29.88            V-C  2.5030E+04  -2.800       0.000
1.000       1.000       29.88       0.000       0.000     DI1_164_167_L_0
  16 D   6.258      3.2874E-21   48.00       31.29       48.00       31.29            V-C  2.5030E+04  -3.000       0.000
1.000       1.000       31.29       0.000       0.000     DI1_164_167_L_0
  17 D   6.542      2.7291E-21   51.20       32.71       51.20       32.71            V-C  2.5030E+04  -3.200       0.000
1.000       1.000       32.71       0.000       0.000     DI1_164_167_L_0
  18 D   6.827      2.1616E-21   54.40       34.14       54.40       34.14            V-C  2.5030E+04  -3.400       0.000
1.000       1.000       34.14       0.000       0.000     DI1_164_167_L_0
  19 D   7.113      1.5857E-21   57.60       35.57       57.60       35.57            V-C  2.5030E+04  -3.600       0.000
1.000       1.000       35.57       0.000       0.000     DI1_164_167_L_0
  20 D   7.401      1.0026E-21   60.80       37.01       60.80       37.01            V-C  2.5030E+04  -3.800       0.000
1.000       1.000       37.01       0.000       0.000     DI1_164_167_L_0
  21 D   7.691      4.1328E-22   64.00       38.46       64.00       38.46            V-C  2.5030E+04  -4.000       0.000
1.000       1.000       38.46       0.000       0.000     DI1_164_167_L_0
  22 D   7.982     -1.8125E-22   67.20       39.91       67.20       39.91            V-C  2.5030E+04  -4.200       0.000
1.000       1.000       39.91       0.000       0.000     DI1_164_167_L_0
  23 D   8.275     -7.7996E-22   70.40       41.37       70.40       41.37            V-C  2.5030E+04  -4.400       0.000
1.000       1.000       41.37       0.000       0.000     DI1_164_167_L_0
  24 D   8.569     -1.3818E-21   73.60       42.84       73.60       42.84            V-C  2.5030E+04  -4.600       0.000
1.000       1.000       42.84       0.000       0.000     DI1_164_167_L_0
```

25 D	8.864	-1.9857E-21	76.80	44.32	76.80	44.32	V-C	2.5030E+04	-4.800	0.000
1.000	1.000	44.32	0.000	0.000	DI1_164_167_L_0					
26 D	9.161	-2.5906E-21	80.00	45.81	80.00	45.81	V-C	5.3875E+04	-5.000	0.000
1.000	1.000	45.81	0.000	0.000	DI2_165_168_L_0					
27 D	9.460	-3.1952E-21	83.20	47.30	83.20	47.30	V-C	5.3875E+04	-5.200	0.000
1.000	1.000	47.30	0.000	0.000	DI2_165_168_L_0					
28 D	9.759	-3.7984E-21	86.40	48.79	86.40	48.79	V-C	5.3875E+04	-5.400	0.000
1.000	1.000	48.79	0.000	0.000	DI2_165_168_L_0					
29 D	10.06	-4.3987E-21	89.60	50.30	89.60	50.30	V-C	5.3875E+04	-5.600	0.000
1.000	1.000	50.30	0.000	0.000	DI2_165_168_L_0					
30 D	10.36	-4.9945E-21	92.80	51.80	92.80	51.80	V-C	5.3875E+04	-5.800	0.000
1.000	1.000	51.80	0.000	0.000	DI2_165_168_L_0					
31 D	10.66	-5.5841E-21	96.00	53.32	96.00	53.32	V-C	5.3875E+04	-6.000	0.000
1.000	1.000	53.32	0.000	0.000	DI2_165_168_L_0					
32 D	10.97	-6.1646E-21	99.20	54.83	99.20	54.83	V-C	5.3875E+04	-6.200	0.000
1.000	1.000	54.83	0.000	0.000	DI2_165_168_L_0					
33 D	11.27	-6.7290E-21	102.4	56.35	102.4	56.35	V-C	5.3875E+04	-6.400	0.000
1.000	1.000	56.35	0.000	0.000	DI2_165_168_L_0					
34 D	11.58	-7.2691E-21	105.6	57.88	105.6	57.88	V-C	5.3875E+04	-6.600	0.000
1.000	1.000	57.88	0.000	0.000	DI2_165_168_L_0					
35 D	11.88	-7.7765E-21	108.8	59.41	108.8	59.41	V-C	5.3875E+04	-6.800	0.000
1.000	1.000	59.41	0.000	0.000	DI2_165_168_L_0					
36 D	12.19	-8.2426E-21	112.0	60.94	112.0	60.94	V-C	5.3875E+04	-7.000	0.000
1.000	1.000	60.94	0.000	0.000	DI2_165_168_L_0					
37 D	12.49	-8.6584E-21	115.2	62.47	115.2	62.47	V-C	5.3875E+04	-7.200	0.000
1.000	1.000	62.47	0.000	0.000	DI2_165_168_L_0					
38 D	12.80	-9.0147E-21	118.4	64.01	118.4	64.01	V-C	5.3875E+04	-7.400	0.000
1.000	1.000	64.01	0.000	0.000	DI2_165_168_L_0					
39 D	13.11	-9.3039E-21	121.6	65.55	121.6	65.55	V-C	5.3875E+04	-7.600	0.000
1.000	1.000	65.55	0.000	0.000	DI2_165_168_L_0					
40 D	13.42	-9.5257E-21	124.8	67.09	124.8	67.09	V-C	5.3875E+04	-7.800	0.000
1.000	1.000	67.09	0.000	0.000	DI2_165_168_L_0					
41 D	13.73	-9.6824E-21	128.0	68.64	128.0	68.64	V-C	5.3875E+04	-8.000	0.000
1.000	1.000	68.64	0.000	0.000	DI2_165_168_L_0					
42 D	14.04	-9.7799E-21	131.2	70.18	131.2	70.18	V-C	5.3875E+04	-8.200	0.000
1.000	1.000	70.18	0.000	0.000	DI2_165_168_L_0					
43 D	14.35	-9.8246E-21	134.4	71.73	134.4	71.73	V-C	5.3875E+04	-8.400	0.000
1.000	1.000	71.73	0.000	0.000	DI2_165_168_L_0					
44 D	14.66	-9.8227E-21	137.6	73.28	137.6	73.28	V-C	5.3875E+04	-8.600	0.000
1.000	1.000	73.28	0.000	0.000	DI2_165_168_L_0					
45 D	14.97	-9.7798E-21	140.8	74.83	140.8	74.83	V-C	5.3875E+04	-8.800	0.000
1.000	1.000	74.83	0.000	0.000	DI2_165_168_L_0					
46 D	15.28	-9.7014E-21	144.0	76.38	144.0	76.38	V-C	5.3875E+04	-9.000	0.000
1.000	1.000	76.38	0.000	0.000	DI2_165_168_L_0					
47 D	15.59	-9.5925E-21	147.2	77.93	147.2	77.93	V-C	5.3875E+04	-9.200	0.000
1.000	1.000	77.93	0.000	0.000	DI2_165_168_L_0					
48 D	15.90	-9.4577E-21	150.4	79.48	150.4	79.48	V-C	5.3875E+04	-9.400	0.000
1.000	1.000	79.48	0.000	0.000	DI2_165_168_L_0					
49 D	16.21	-9.3013E-21	153.6	81.04	153.6	81.04	V-C	5.3875E+04	-9.600	0.000
1.000	1.000	81.04	0.000	0.000	DI2_165_168_L_0					
50 D	16.52	-9.1271E-21	156.8	82.59	156.8	82.59	V-C	5.3875E+04	-9.800	0.000
1.000	1.000	82.59	0.000	0.000	DI2_165_168_L_0					
51 D	16.83	-8.9388E-21	160.0	84.15	160.0	84.15	V-C	5.3875E+04	-10.00	0.000
1.000	1.000	84.15	0.000	0.000	DI2_165_168_L_0					
52 D	17.14	-8.7393E-21	163.2	85.71	163.2	85.71	V-C	5.3875E+04	-10.20	0.000
1.000	1.000	85.71	0.000	0.000	DI2_165_168_L_0					
53 D	17.45	-8.5315E-21	166.4	87.27	166.4	87.27	V-C	5.3875E+04	-10.40	0.000
1.000	1.000	87.27	0.000	0.000	DI2_165_168_L_0					
54 D	17.76	-8.3177E-21	169.6	88.82	169.6	88.82	V-C	5.3875E+04	-10.60	0.000
1.000	1.000	88.82	0.000	0.000	DI2_165_168_L_0					
55 D	18.08	-8.0998E-21	172.8	90.38	172.8	90.38	V-C	5.3875E+04	-10.80	0.000
1.000	1.000	90.38	0.000	0.000	DI2_165_168_L_0					
56 D	18.39	-7.8795E-21	176.0	91.94	176.0	91.94	V-C	5.3875E+04	-11.00	0.000
1.000	1.000	91.94	0.000	0.000	DI2_165_168_L_0					
57 D	18.70	-7.6579E-21	179.2	93.50	179.2	93.50	V-C	5.3875E+04	-11.20	0.000
1.000	1.000	93.50	0.000	0.000	DI2_165_168_L_0					
58 D	14.26	-7.4357E-21	182.4	95.06	182.4	95.06	V-C	5.3875E+04	-11.40	0.000
1.000	1.000	95.06	0.000	0.000	DI2_165_168_L_0					
59 D	4.792	-7.3246E-21	184.0	95.84	184.0	95.84	V-C	5.3875E+04	-11.50	0.000
1.000	1.000	95.84	0.000	0.000	DI2_165_168_L_0					

```
+-------------------------------------------------------------------------------------------------------------------------+
|                   PARATIEPLUS(TM)   NLS ENGINE RELEASE  2018.0    FULL VERSION  *Build date:Nov 13, 2017*              |
|                                                                                                                         |
|                                    NewProject.BaseDesignSection_28.SISMICAGEO_1273                                      |
|                                   Exe Time : 4 September 2018 18:05:33                                                  |
+-------------------------------------------------------------------------------------------------------------------------+
New Project


S T R E S S   R E S U L T S   F O R   G R O U P   N O.   3

WallElement_33                                                :
ELEMENT TYPE    2 NO.OF ELEMENTS. IN THIS GROUP   58
C U R R E N T   T I M E   I S     1.0000

 WALL2D ELEMENT

   EL      TA          TB          MA          MB
-----------------------------------------------------
    1-2.99884E-17 2.99884E-17-1.89327E-28-5.99767E-18
    2-8.68219E-17 8.68219E-17 5.99767E-18-2.33621E-17
    3-1.40512E-16 1.40512E-16 2.33621E-17-5.14645E-17
    4-1.91059E-16 1.91059E-16 5.14645E-17-8.96764E-17
    5-2.38463E-16 2.38463E-16 8.96764E-17-1.37369E-16
    6-2.82724E-16 2.82724E-16 1.37369E-16-1.93914E-16
    7-3.23842E-16 3.23842E-16 1.93914E-16-2.58682E-16
    8-3.61818E-16 3.61818E-16 2.58682E-16-3.31046E-16
    9-3.96653E-16 3.96653E-16 3.31046E-16-4.10376E-16
   10-4.28349E-16 4.28349E-16 4.10376E-16-4.96046E-16
   11-4.56909E-16 4.56909E-16 4.96046E-16-5.87428E-16
   12-4.82338E-16 4.82338E-16 5.87428E-16-6.83895E-16
   13-5.04641E-16 5.04641E-16 6.83895E-16-7.84824E-16
   14 3.64352E-16-3.64352E-16 7.84824E-16-7.11953E-16
   15 3.48273E-16-3.48273E-16 7.11953E-16-6.42299E-16
   16 3.35289E-16-3.35289E-16 6.42299E-16-5.75240E-16
   17 3.25383E-16-3.25383E-16 5.75240E-16-5.10164E-16
   18 3.18537E-16-3.18537E-16 5.10164E-16-4.46456E-16
   19 3.14726E-16-3.14726E-16 4.46456E-16-3.83511E-16
   20 3.13923E-16-3.13923E-16 3.83511E-16-3.20727E-16
   21 3.16096E-16-3.16096E-16 3.20727E-16-2.57508E-16
   22 3.21209E-16-3.21209E-16 2.57508E-16-1.93266E-16
   23 3.29218E-16-3.29218E-16 1.93266E-16-1.27423E-16
   24 3.40078E-16-3.40078E-16 1.27423E-16-5.94070E-17
   25 3.53733E-16-3.53733E-16 5.94070E-17 1.13396E-17
   26 3.91130E-16-3.91130E-16-1.13396E-17 8.95651E-17
   27 4.34620E-16-4.34620E-16-8.95651E-17 1.76489E-16
   28 4.84039E-16-4.84039E-16-1.76489E-16 2.73297E-16
   29 5.39207E-16-5.39207E-16-2.73297E-16 3.81138E-16
   30 5.99928E-16-5.99928E-16-3.81138E-16 5.01124E-16
   31 2.44235E-15-2.44235E-15-5.01124E-16 9.89591E-16
   32 2.51353E-15-2.51353E-15-9.89591E-16 1.49230E-15
   33 2.58958E-15-2.58958E-15-1.49230E-15 2.01021E-15
   34 2.67026E-15-2.67026E-15-2.01021E-15 2.54427E-15
   35 2.75530E-15-2.75530E-15-2.54427E-15 3.09533E-15
   36 2.84442E-15-2.84442E-15-3.09533E-15 3.66421E-15
   37 2.93734E-15-2.93734E-15-3.66421E-15 4.25167E-15
   38-5.18936E-16 5.18936E-16-4.25167E-15 4.14789E-15
   39-4.19271E-16 4.19271E-16-4.14789E-15 4.06403E-15
   40-2.09302E-15 2.09302E-15-4.06403E-15 3.64543E-15
   41-1.98776E-15 1.98776E-15-3.64543E-15 3.24788E-15
   42-1.88013E-15 1.88013E-15-3.24788E-15 2.87185E-15
   43-1.77038E-15 1.77038E-15-2.87185E-15 2.51777E-15
   44-1.65877E-15 1.65877E-15-2.51777E-15 2.18602E-15
   45-1.54555E-15 1.54555E-15-2.18602E-15 1.87691E-15
   46-1.43093E-15 1.43093E-15-1.87691E-15 1.59073E-15
   47-1.31512E-15 1.31512E-15-1.59073E-15 1.32770E-15
   48-1.19830E-15 1.19830E-15-1.32770E-15 1.08804E-15
   49-1.08064E-15 1.08064E-15-1.08804E-15 8.71917E-16
   50-9.62269E-16 9.62269E-16-8.71917E-16 6.79464E-16
   51-8.43314E-16 8.43314E-16-6.79464E-16 5.10797E-16
   52-7.23871E-16 7.23871E-16-5.10797E-16 3.66030E-16
```

```
53-6.04015E-16 6.04015E-16-3.66030E-16 2.45226E-16
54-4.83806E-16 4.83806E-16-2.45226E-16 1.48465E-16
55-3.63282E-16 3.63282E-16-1.48465E-16 7.58089E-17
56-2.42471E-16 2.42471E-16-7.58089E-17 2.73147E-17
57-1.21386E-16 1.21386E-16-2.73147E-17 3.03746E-18
58-3.03715E-17 3.03715E-17-3.03746E-18 1.22431E-27
```

```
+-------------------------------------------------------------------------------------------------------------------------+
|                   PARATIEPLUS(TM)   NLS ENGINE RELEASE  2018.0    FULL VERSION  *Build date:Nov 13, 2017*              |
|                                                                                                                         |
|                                    NewProject.BaseDesignSection_28.SISMICAGEO_1273                                      |
|                                   Exe Time : 4 September 2018 18:05:33                                                  |
+-------------------------------------------------------------------------------------------------------------------------+
New Project


S T R E S S   R E S U L T S   F O R   G R O U P   N O.   4

Tieback_175                                                 :
ELEMENT TYPE    6 NO.OF ELEMENTS. IN THIS GROUP    1
C U R R E N T   T I M E   I S      1.0000

 POST-TENSION 2D-BOUNDARY ELEMENT

         EL    FORCE          d0          EDISPL     pl. eps          K     -ve limit   +ve limit
-----------------------------------------------------------------------------------------------------

***** NO ONE ELEMENT ACTIVE AT CURRENT STEP *****

ITER     0 RNORM = 0.000     RMNORM= 0.000
           RINORM=0.1401E+05 RIMNOR=0.2942E-27
           RENORM= 67.75     REMNOR=0.1115E-52 RATIO =0.6953E-01 TOLER =0.1000E-03  NOT CONVERGED
           RFMAX = 18.70     RMMAX =0.4252E-14
           RTSMAL=0.1000E-03 RMSMAL=0.1000E-19
           RDT   =0.1401E+05 RDR   =0.1000E-19
           RATIOT=0.6953E-01 RATIOR= 0.000
           MAX UN= 3.248     IEQ=    11 NODE      6 DOF   1  Y-DISPL.F
           MIN UN=-.1224E-26 IEQ=    98 NODE     49 DOF   2   X-ROT. F
           NO. OF CONTACT CONSTRAINT VIOLATIONS     0


ITER     2 RNORM = 0.000     RMNORM= 0.000
           RINORM=0.1401E+05 RIMNOR=0.2942E-27
           RENORM=0.5206     REMNOR=0.8284E-21 RATIO =0.6095E-02 TOLER =0.1000E-03  NOT CONVERGED
           RFMAX = 18.70     RMMAX =0.4252E-14
           RTSMAL=0.1000E-03 RMSMAL=0.1000E-19
           RDT   =0.1401E+05 RDR   =0.1000E-19
           RATIOT=0.6095E-02 RATIOR= 0.000
           MAX UN=0.6070     IEQ=     1 NODE      1 DOF   1  Y-DISPL.F
           MIN UN=-.1085E-09 IEQ=     5 NODE      3 DOF   1  Y-DISPL.F
           NO. OF CONTACT CONSTRAINT VIOLATIONS     0


ITER     3 RNORM = 0.000     RMNORM= 0.000
           RINORM=0.1401E+05 RIMNOR=0.2942E-27
           RENORM=0.8660E-03 REMNOR=0.1156E-21 RATIO =0.2486E-03 TOLER =0.1000E-03  NOT CONVERGED
           RFMAX = 18.70     RMMAX =0.4252E-14
           RTSMAL=0.1000E-03 RMSMAL=0.1000E-19
           RDT   =0.1401E+05 RDR   =0.1000E-19
           RATIOT=0.2486E-03 RATIOR= 0.000
           MAX UN=0.2943E-01 IEQ=     5 NODE      3 DOF   1  Y-DISPL.F
           MIN UN=-.6106E-10 IEQ=    29 NODE     15 DOF   1  Y-DISPL.F
           NO. OF CONTACT CONSTRAINT VIOLATIONS     0


ITER     4 RNORM = 0.000     RMNORM= 0.000
           RINORM=0.1401E+05 RIMNOR=0.2942E-27
           RENORM=0.3397E-19 REMNOR=0.2520E-21 RATIO =0.1557E-11 TOLER =0.1000E-03      CONVERGED !
           RFMAX = 18.70     RMMAX =0.4252E-14
           RTSMAL=0.1000E-03 RMSMAL=0.1000E-19
           RDT   =0.1401E+05 RDR   =0.1000E-19
           RATIOT=0.1557E-11 RATIOR= 0.000
           MAX UN=0.7540E-10 IEQ=     1 NODE      1 DOF   1  Y-DISPL.F
           MIN UN=-.7816E-10 IEQ=     3 NODE      2 DOF   1  Y-DISPL.F
           NO. OF CONTACT CONSTRAINT VIOLATIONS     0
```

```
+-------------------------------------------------------------------------------------------------------------------------+
|                   PARATIEPLUS(TM)   NLS ENGINE RELEASE  2018.0    FULL VERSION  *Build date:Nov 13, 2017*              |
|                                                                                                                         |
|                                    NewProject.BaseDesignSection_28.SISMICAGEO_1273                                      |
|                                   Exe Time : 4 September 2018 18:05:33                                                  |
+-------------------------------------------------------------------------------------------------------------------------+
New Project
SOLUTION REACHED USING     4 ITERATIONS ON   40

P R I N T   O U T   F O R   T I M E   S T E P    2     ( AT TIME   2.000     )

PRINT OUT OF ACTIVE COMPONENTS (FIXED NODES ARE NOT PRINTED OUT)

          Y-DISPL.F        X-ROT. F
            (02)             (04)           (
    1   1.3730914E-04  -2.4510576E-05
    2   1.3240702E-04  -2.4510562E-05
    3   1.2750506E-04  -2.4508339E-05
    4   1.2260428E-04  -2.4497288E-05
    5   1.1770765E-04  -2.4463666E-05
    6   1.1282184E-04  -2.4384526E-05
    7   1.0795894E-04  -2.4228822E-05
    8   1.0313686E-04  -2.3974957E-05
    9   9.8375355E-05  -2.3625169E-05
   10   9.3692347E-05  -2.3192046E-05
   11   8.9103299E-05  -2.2687486E-05
   12   8.4621382E-05  -2.2122492E-05
   13   8.0257663E-05  -2.1507083E-05
   14   7.6021311E-05  -2.0850240E-05
   15   7.1919800E-05  -2.0159897E-05
   16   6.7959126E-05  -1.9442939E-05
   17   6.4143990E-05  -1.8705211E-05
   18   6.0478085E-05  -1.7951551E-05
   19   5.6964176E-05  -1.7185803E-05
   20   5.3604377E-05  -1.6410852E-05
   21   5.0400333E-05  -1.5628666E-05
   22   4.7353338E-05  -1.4840314E-05
   23   4.4464603E-05  -1.4046026E-05
   24   4.1735362E-05  -1.3245221E-05
   25   3.9167039E-05  -1.2436550E-05
   26   3.6761405E-05  -1.1617937E-05
   27   3.4520269E-05  -1.0793431E-05
   28   3.2443784E-05  -9.9728185E-06
   29   3.0530321E-05  -9.1645068E-06
   30   2.8776687E-05  -8.3756104E-06
   31   2.7178387E-05  -7.6120609E-06
   32   2.5729856E-05  -6.8787124E-06
   33   2.4424639E-05  -6.1794259E-06
   34   2.3255616E-05  -5.5171860E-06
   35   2.2215149E-05  -4.8941771E-06
   36   2.1295232E-05  -4.3118734E-06
   37   2.0487633E-05  -3.7711218E-06
   38   1.9783998E-05  -3.2722076E-06
   39   1.9175974E-05  -2.8149409E-06
   40   1.8655286E-05  -2.3987106E-06
   41   1.8213819E-05  -2.0225465E-06
   42   1.7843681E-05  -1.6851735E-06
   43   1.7537265E-05  -1.3850609E-06
   44   1.7287289E-05  -1.1204659E-06
   45   1.7086840E-05  -8.8947386E-07
   46   1.6929397E-05  -6.9002843E-07
   47   1.6808869E-05  -5.1996821E-07
   48   1.6719601E-05  -3.7704802E-07
   49   1.6656394E-05  -2.5896214E-07
   50   1.6614517E-05  -1.6336328E-07
   51   1.6589708E-05  -8.7875975E-08
   52   1.6578185E-05  -3.0110588E-08
   53   1.6576642E-05   1.2321930E-08
   54   1.6582251E-05   4.1818563E-08
   55   1.6592665E-05   6.0759946E-08
   56   1.6606010E-05   7.1517533E-08
```

```
57   1.6620884E-05   7.6448815E-08
58   1.6636357E-05   7.7896085E-08
59   1.6644152E-05   7.7968314E-08
```

```
+-------------------------------------------------------------------------------------------------------------------------------+
|                   PARATIEPLUS(TM)   NLS ENGINE RELEASE  2018.0    FULL VERSION  *Build date:Nov 13, 2017*                    |
|                                                                                                                               |
|                                    NewProject.BaseDesignSection_28.SISMICAGEO_1273                                            |
|                                   Exe Time : 4 September 2018 18:05:33                                                        |
+-------------------------------------------------------------------------------------------------------------------------------+
New Project


S T R E S S   R E S U L T S   F O R   G R O U P   N O.   1

0_L                                                              :
ELEMENT TYPE    5 NO.OF ELEMENTS. IN THIS GROUP   59
C U R R E N T   T I M E   I S      2.0000

 HARDENING 2D SOIL ELEMENT

 ****** TOTAL STRESS FORMULATION *****

  EL *   FORCE     DISPL-Y  VERTICAL-P  HORIZON.-P     MAX-V-P     MAX-H-P           STATE   STIFFNESS Z-LEVEL      PORE
E FACTOR    UFACTOR       Peq           Su_a         Su_p     LAYER
 ------------------------------------------------------------------------------------------------------------------------------
-------------------------------------------------------------------------------------------
   1 D  1.7380E-03 -1.3731E-04  4.2494E-02  1.7380E-02  4.2494E-02   1.633          ACTIVE   0.000       0.000       0.000
1.000       1.000      1.7380E-02   0.000       0.000     DI1_164_167_L_0
   2 D  0.2687     -1.3241E-04   3.284       1.343       3.284       5.397          ACTIVE   0.000      -0.2000      0.000
1.000       1.000       1.343       0.000       0.000     DI1_164_167_L_0
   3 D  0.5472     -1.2751E-04   6.689       2.736       6.689       8.816          ACTIVE   0.000      -0.4000      0.000
1.000       1.000       2.736       0.000       0.000     DI1_164_167_L_0
   4 D   1.146     -1.2260E-04   10.30       5.731       10.30       11.73           UL-RL  4.8940E+04 -0.6000      0.000
1.000       1.000       5.731       0.000       0.000     DI1_164_167_L_0
   5 D   1.682     -1.1771E-04   14.07       8.408       14.07       14.17           UL-RL  4.8940E+04 -0.8000      0.000
1.000       1.000       8.408       0.000       0.000     DI1_164_167_L_0
   6 D   2.144     -1.1282E-04   17.90       10.72       17.90       16.24           UL-RL  4.8940E+04  -1.000      0.000
1.000       1.000       10.72       0.000       0.000     DI1_164_167_L_0
   7 D   2.556     -1.0796E-04   21.73       12.78       21.73       18.06           UL-RL  4.8940E+04  -1.200      0.000
1.000       1.000       12.78       0.000       0.000     DI1_164_167_L_0
   8 D   2.934     -1.0314E-04   25.59       14.67       25.59       19.72           UL-RL  4.8940E+04  -1.400      0.000
1.000       1.000       14.67       0.000       0.000     DI1_164_167_L_0
   9 D   3.292     -9.8375E-05   29.87       16.46       29.87       21.27           UL-RL  4.8940E+04  -1.600      0.000
1.000       1.000       16.46       0.000       0.000     DI1_164_167_L_0
  10 D   3.635     -9.3692E-05   33.96       18.18       33.96       22.76           UL-RL  4.8940E+04  -1.800      0.000
1.000       1.000       18.18       0.000       0.000     DI1_164_167_L_0
  11 D   3.970     -8.9103E-05   37.91       19.85       37.91       24.21           UL-RL  4.8940E+04  -2.000      0.000
1.000       1.000       19.85       0.000       0.000     DI1_164_167_L_0
  12 D   4.300     -8.4621E-05   41.75       21.50       41.75       25.64           UL-RL  4.8940E+04  -2.200      0.000
1.000       1.000       21.50       0.000       0.000     DI1_164_167_L_0
  13 D   4.626     -8.0258E-05   45.50       23.13       45.50       27.06           UL-RL  4.8940E+04  -2.400      0.000
1.000       1.000       23.13       0.000       0.000     DI1_164_167_L_0
  14 D   4.949     -7.6021E-05   49.18       24.75       49.18       28.47           UL-RL  4.8940E+04  -2.600      0.000
1.000       1.000       24.75       0.000       0.000     DI1_164_167_L_0
  15 D   5.271     -7.1920E-05   52.81       26.36       52.81       29.88           UL-RL  4.8940E+04  -2.800      0.000
1.000       1.000       26.36       0.000       0.000     DI1_164_167_L_0
  16 D   5.593     -6.7959E-05   56.40       27.97       56.40       31.29           UL-RL  4.8940E+04  -3.000      0.000
1.000       1.000       27.97       0.000       0.000     DI1_164_167_L_0
  17 D   5.914     -6.4144E-05   60.10       29.57       60.10       32.71           UL-RL  4.8940E+04  -3.200      0.000
1.000       1.000       29.57       0.000       0.000     DI1_164_167_L_0
  18 D   6.235     -6.0478E-05   63.60       31.18       63.60       34.14           UL-RL  4.8940E+04  -3.400      0.000
1.000       1.000       31.18       0.000       0.000     DI1_164_167_L_0
  19 D   6.556     -5.6964E-05   67.08       32.78       67.08       35.57           UL-RL  4.8940E+04  -3.600      0.000
1.000       1.000       32.78       0.000       0.000     DI1_164_167_L_0
  20 D   6.877     -5.3604E-05   70.54       34.38       70.54       37.01           UL-RL  4.8940E+04  -3.800      0.000
1.000       1.000       34.38       0.000       0.000     DI1_164_167_L_0
  21 D   7.198     -5.0400E-05   73.85       35.99       73.85       38.46           UL-RL  4.8940E+04  -4.000      0.000
1.000       1.000       35.99       0.000       0.000     DI1_164_167_L_0
  22 D   7.519     -4.7353E-05   77.28       37.59       77.28       39.91           UL-RL  4.8940E+04  -4.200      0.000
1.000       1.000       37.59       0.000       0.000     DI1_164_167_L_0
  23 D   7.840     -4.4465E-05   80.69       39.20       80.69       41.37           UL-RL  4.8940E+04  -4.400      0.000
1.000       1.000       39.20       0.000       0.000     DI1_164_167_L_0
  24 D   8.160     -4.1735E-05   84.09       40.80       84.09       42.84           UL-RL  4.8940E+04  -4.600      0.000
1.000       1.000       40.80       0.000       0.000     DI1_164_167_L_0
```

25 D	8.481	-3.9167E-05	87.48	42.41	87.48	44.32	UL-RL	4.8940E+04	-4.800	0.000	
1.000	1.000	42.41	0.000	0.000	DI1_164_167_L_0						
26 D	8.302	-3.6761E-05	90.86	41.51	90.86	45.81	UL-RL	1.1682E+05	-5.000	0.000	
1.000	1.000	41.51	0.000	0.000	DI2_165_168_L_0						
27 D	8.653	-3.4520E-05	94.22	43.27	94.22	47.30	UL-RL	1.1682E+05	-5.200	0.000	
1.000	1.000	43.27	0.000	0.000	DI2_165_168_L_0						
28 D	9.001	-3.2444E-05	97.58	45.00	97.58	48.79	UL-RL	1.1682E+05	-5.400	0.000	
1.000	1.000	45.00	0.000	0.000	DI2_165_168_L_0						
29 D	9.346	-3.0530E-05	100.9	46.73	100.9	50.30	UL-RL	1.1682E+05	-5.600	0.000	
1.000	1.000	46.73	0.000	0.000	DI2_165_168_L_0						
30 D	9.689	-2.8777E-05	104.3	48.44	104.3	51.80	UL-RL	1.1682E+05	-5.800	0.000	
1.000	1.000	48.44	0.000	0.000	DI2_165_168_L_0						
31 D	10.03	-2.7178E-05	107.6	50.14	107.6	53.32	UL-RL	1.1682E+05	-6.000	0.000	
1.000	1.000	50.14	0.000	0.000	DI2_165_168_L_0						
32 D	10.37	-2.5730E-05	110.6	51.83	110.6	54.83	UL-RL	1.1682E+05	-6.200	0.000	
1.000	1.000	51.83	0.000	0.000	DI2_165_168_L_0						
33 D	10.70	-2.4425E-05	113.7	53.50	113.7	56.35	UL-RL	1.1682E+05	-6.400	0.000	
1.000	1.000	53.50	0.000	0.000	DI2_165_168_L_0						
34 D	11.03	-2.3256E-05	116.7	55.16	116.7	57.88	UL-RL	1.1682E+05	-6.600	0.000	
1.000	1.000	55.16	0.000	0.000	DI2_165_168_L_0						
35 D	11.36	-2.2215E-05	119.7	56.81	119.7	59.41	UL-RL	1.1682E+05	-6.800	0.000	
1.000	1.000	56.81	0.000	0.000	DI2_165_168_L_0						
36 D	11.69	-2.1295E-05	122.8	58.45	122.8	60.94	UL-RL	1.1682E+05	-7.000	0.000	
1.000	1.000	58.45	0.000	0.000	DI2_165_168_L_0						
37 D	12.02	-2.0488E-05	125.8	60.08	125.8	62.47	UL-RL	1.1682E+05	-7.200	0.000	
1.000	1.000	60.08	0.000	0.000	DI2_165_168_L_0						
38 D	12.34	-1.9784E-05	128.9	61.70	128.9	64.01	UL-RL	1.1682E+05	-7.400	0.000	
1.000	1.000	61.70	0.000	0.000	DI2_165_168_L_0						
39 D	12.66	-1.9176E-05	132.0	63.31	132.0	65.55	UL-RL	1.1682E+05	-7.600	0.000	
1.000	1.000	63.31	0.000	0.000	DI2_165_168_L_0						
40 D	12.98	-1.8655E-05	135.0	64.91	135.0	67.09	UL-RL	1.1682E+05	-7.800	0.000	
1.000	1.000	64.91	0.000	0.000	DI2_165_168_L_0						
41 D	13.30	-1.8214E-05	138.1	66.51	138.1	68.64	UL-RL	1.1682E+05	-8.000	0.000	
1.000	1.000	66.51	0.000	0.000	DI2_165_168_L_0						
42 D	13.62	-1.7844E-05	141.2	68.10	141.2	70.18	UL-RL	1.1682E+05	-8.200	0.000	
1.000	1.000	68.10	0.000	0.000	DI2_165_168_L_0						
43 D	13.94	-1.7537E-05	144.3	69.68	144.3	71.73	UL-RL	1.1682E+05	-8.400	0.000	
1.000	1.000	69.68	0.000	0.000	DI2_165_168_L_0						
44 D	14.25	-1.7287E-05	147.4	71.26	147.4	73.28	UL-RL	1.1682E+05	-8.600	0.000	
1.000	1.000	71.26	0.000	0.000	DI2_165_168_L_0						
45 D	14.57	-1.7087E-05	150.5	72.83	150.5	74.83	UL-RL	1.1682E+05	-8.800	0.000	
1.000	1.000	72.83	0.000	0.000	DI2_165_168_L_0						
46 D	14.88	-1.6929E-05	153.6	74.40	153.6	76.38	UL-RL	1.1682E+05	-9.000	0.000	
1.000	1.000	74.40	0.000	0.000	DI2_165_168_L_0						
47 D	15.19	-1.6809E-05	156.7	75.97	156.7	77.93	UL-RL	1.1682E+05	-9.200	0.000	
1.000	1.000	75.97	0.000	0.000	DI2_165_168_L_0						
48 D	15.51	-1.6720E-05	159.8	77.53	159.8	79.48	UL-RL	1.1682E+05	-9.400	0.000	
1.000	1.000	77.53	0.000	0.000	DI2_165_168_L_0						
49 D	15.82	-1.6656E-05	163.0	79.09	163.0	81.04	UL-RL	1.1682E+05	-9.600	0.000	
1.000	1.000	79.09	0.000	0.000	DI2_165_168_L_0						
50 D	16.13	-1.6615E-05	166.1	80.65	166.1	82.59	UL-RL	1.1682E+05	-9.800	0.000	
1.000	1.000	80.65	0.000	0.000	DI2_165_168_L_0						
51 D	16.44	-1.6590E-05	169.2	82.21	169.2	84.15	UL-RL	1.1682E+05	-10.00	0.000	
1.000	1.000	82.21	0.000	0.000	DI2_165_168_L_0						
52 D	16.75	-1.6578E-05	172.3	83.77	172.3	85.71	UL-RL	1.1682E+05	-10.20	0.000	
1.000	1.000	83.77	0.000	0.000	DI2_165_168_L_0						
53 D	17.07	-1.6577E-05	175.5	85.33	175.5	87.27	UL-RL	1.1682E+05	-10.40	0.000	
1.000	1.000	85.33	0.000	0.000	DI2_165_168_L_0						
54 D	17.38	-1.6582E-05	178.6	86.89	178.6	88.82	UL-RL	1.1682E+05	-10.60	0.000	
1.000	1.000	86.89	0.000	0.000	DI2_165_168_L_0						
55 D	17.69	-1.6593E-05	181.8	88.44	181.8	90.38	UL-RL	1.1682E+05	-10.80	0.000	
1.000	1.000	88.44	0.000	0.000	DI2_165_168_L_0						
56 D	18.00	-1.6606E-05	184.9	90.00	184.9	91.94	UL-RL	1.1682E+05	-11.00	0.000	
1.000	1.000	90.00	0.000	0.000	DI2_165_168_L_0						
57 D	18.31	-1.6621E-05	188.0	91.56	188.0	93.50	UL-RL	1.1682E+05	-11.20	0.000	
1.000	1.000	91.56	0.000	0.000	DI2_165_168_L_0						
58 D	13.97	-1.6636E-05	191.2	93.12	191.2	95.06	UL-RL	1.1682E+05	-11.40	0.000	
1.000	1.000	93.12	0.000	0.000	DI2_165_168_L_0						
59 D	4.695	-1.6644E-05	192.8	93.90	192.8	95.84	UL-RL	1.1682E+05	-11.50	0.000	
1.000	1.000	93.90	0.000	0.000	DI2_165_168_L_0						

```
+-------------------------------------------------------------------------------------------------------------------------------+
|                   PARATIEPLUS(TM)   NLS ENGINE RELEASE  2018.0    FULL VERSION  *Build date:Nov 13, 2017*                    |
|                                                                                                                               |
|                                    NewProject.BaseDesignSection_28.SISMICAGEO_1273                                            |
|                                   Exe Time : 4 September 2018 18:05:33                                                        |
+-------------------------------------------------------------------------------------------------------------------------------+
New Project


S T R E S S   R E S U L T S   F O R   G R O U P   N O.   2

0_R                                                              :
ELEMENT TYPE    5 NO.OF ELEMENTS. IN THIS GROUP   59
C U R R E N T   T I M E   I S      2.0000

 HARDENING 2D SOIL ELEMENT

 ****** TOTAL STRESS FORMULATION *****

  EL *   FORCE     DISPL-Y  VERTICAL-P  HORIZON.-P     MAX-V-P     MAX-H-P           STATE   STIFFNESS Z-LEVEL      PORE
E FACTOR    UFACTOR       Peq           Su_a         Su_p     LAYER
 ------------------------------------------------------------------------------------------------------------------------------
-------------------------------------------------------------------------------------------
   1     0.000         --          --          --          --          --          REMOVED     --        0.000       0.000
1.000       1.000       0.000       0.000       0.000     not available
   2     0.000         --          --          --          --          --          REMOVED     --       -0.2000      0.000
1.000       1.000       0.000       0.000       0.000     not available
   3     0.000         --          --          --          --          --          REMOVED     --       -0.4000      0.000
1.000       1.000       0.000       0.000       0.000     not available
   4     0.000         --          --          --          --          --          REMOVED     --       -0.6000      0.000
1.000       1.000       0.000       0.000       0.000     not available
   5     0.000         --          --          --          --          --          REMOVED     --       -0.8000      0.000
1.000       1.000       0.000       0.000       0.000     not available
   6 D   0.000      1.1282E-04   0.000       0.000       16.00       16.24         PASSIVE   0.000      -1.000       0.000
1.000       1.000       0.000       0.000       0.000     DI1_164_167_L_0
   7 D   2.038      1.0796E-04   3.200       10.19       19.20       18.06         PASSIVE   0.000      -1.200       0.000
1.000       1.000       10.19       0.000       0.000     DI1_164_167_L_0
   8 D   3.727      1.0314E-04   6.400       18.64       22.40       19.72           UL-RL  4.0048E+04  -1.400       0.000
1.000       1.000       18.64       0.000       0.000     DI1_164_167_L_0
   9 D   4.050      9.8375E-05   9.600       20.25       25.60       21.27           UL-RL  4.0048E+04  -1.600       0.000
1.000       1.000       20.25       0.000       0.000     DI1_164_167_L_0
  10 D   4.343      9.3692E-05   12.80       21.71       28.80       22.76           UL-RL  4.0048E+04  -1.800       0.000
1.000       1.000       21.71       0.000       0.000     DI1_164_167_L_0
  11 D   4.619      8.9103E-05   16.00       23.09       32.00       24.21           UL-RL  4.0048E+04  -2.000       0.000
1.000       1.000       23.09       0.000       0.000     DI1_164_167_L_0
  12 D   4.885      8.4621E-05   19.20       24.43       35.20       25.64           UL-RL  4.0048E+04  -2.200       0.000
1.000       1.000       24.43       0.000       0.000     DI1_164_167_L_0
  13 D   5.147      8.0258E-05   22.40       25.73       38.40       27.06           UL-RL  4.0048E+04  -2.400       0.000
1.000       1.000       25.73       0.000       0.000     DI1_164_167_L_0
  14 D   5.406      7.6021E-05   25.60       27.03       41.60       28.47           UL-RL  4.0048E+04  -2.600       0.000
1.000       1.000       27.03       0.000       0.000     DI1_164_167_L_0
  15 D   5.663      7.1920E-05   28.80       28.32       44.80       29.88           UL-RL  4.0048E+04  -2.800       0.000
1.000       1.000       28.32       0.000       0.000     DI1_164_167_L_0
  16 D   5.922      6.7959E-05   32.00       29.61       48.00       31.29           UL-RL  4.0048E+04  -3.000       0.000
1.000       1.000       29.61       0.000       0.000     DI1_164_167_L_0
  17 D   6.181      6.4144E-05   35.20       30.91       51.20       32.71           UL-RL  4.0048E+04  -3.200       0.000
1.000       1.000       30.91       0.000       0.000     DI1_164_167_L_0
  18 D   6.442      6.0478E-05   38.40       32.21       54.40       34.14           UL-RL  4.0048E+04  -3.400       0.000
1.000       1.000       32.21       0.000       0.000     DI1_164_167_L_0
  19 D   6.705      5.6964E-05   41.60       33.52       57.60       35.57           UL-RL  4.0048E+04  -3.600       0.000
1.000       1.000       33.52       0.000       0.000     DI1_164_167_L_0
  20 D   6.970      5.3604E-05   44.80       34.85       60.80       37.01           UL-RL  4.0048E+04  -3.800       0.000
1.000       1.000       34.85       0.000       0.000     DI1_164_167_L_0
  21 D   7.237      5.0400E-05   48.00       36.19       64.00       38.46           UL-RL  4.0048E+04  -4.000       0.000
1.000       1.000       36.19       0.000       0.000     DI1_164_167_L_0
  22 D   7.507      4.7353E-05   51.20       37.54       67.20       39.91           UL-RL  4.0048E+04  -4.200       0.000
1.000       1.000       37.54       0.000       0.000     DI1_164_167_L_0
  23 D   7.779      4.4465E-05   54.40       38.90       70.40       41.37           UL-RL  4.0048E+04  -4.400       0.000
1.000       1.000       38.90       0.000       0.000     DI1_164_167_L_0
  24 D   8.054      4.1735E-05   57.60       40.27       73.60       42.84           UL-RL  4.0048E+04  -4.600       0.000
1.000       1.000       40.27       0.000       0.000     DI1_164_167_L_0
```

25 D	8.332	3.9167E-05	60.80	41.66	76.80	44.32	UL-RL	4.0048E+04	-4.800	0.000	
1.000	1.000	41.66	0.000	0.000	DI1_164_167_L_0						
26 D	8.951	3.6761E-05	64.00	44.75	80.00	45.81	UL-RL	8.6200E+04	-5.000	0.000	
1.000	1.000	44.75	0.000	0.000	DI2_165_168_L_0						
27 D	9.212	3.4520E-05	67.20	46.06	83.20	47.30	UL-RL	8.6200E+04	-5.200	0.000	
1.000	1.000	46.06	0.000	0.000	DI2_165_168_L_0						
28 D	9.477	3.2444E-05	70.40	47.39	86.40	48.79	UL-RL	8.6200E+04	-5.400	0.000	
1.000	1.000	47.39	0.000	0.000	DI2_165_168_L_0						
29 D	9.746	3.0530E-05	73.60	48.73	89.60	50.30	UL-RL	8.6200E+04	-5.600	0.000	
1.000	1.000	48.73	0.000	0.000	DI2_165_168_L_0						
30 D	10.02	2.8777E-05	76.80	50.10	92.80	51.80	UL-RL	8.6200E+04	-5.800	0.000	
1.000	1.000	50.10	0.000	0.000	DI2_165_168_L_0						
31 D	10.30	2.7178E-05	80.00	51.48	96.00	53.32	UL-RL	8.6200E+04	-6.000	0.000	
1.000	1.000	51.48	0.000	0.000	DI2_165_168_L_0						
32 D	10.58	2.5730E-05	83.20	52.88	99.20	54.83	UL-RL	8.6200E+04	-6.200	0.000	
1.000	1.000	52.88	0.000	0.000	DI2_165_168_L_0						
33 D	10.86	2.4425E-05	86.40	54.29	102.4	56.35	UL-RL	8.6200E+04	-6.400	0.000	
1.000	1.000	54.29	0.000	0.000	DI2_165_168_L_0						
34 D	11.14	2.3256E-05	89.60	55.72	105.6	57.88	UL-RL	8.6200E+04	-6.600	0.000	
1.000	1.000	55.72	0.000	0.000	DI2_165_168_L_0						
35 D	11.43	2.2215E-05	92.80	57.16	108.8	59.41	UL-RL	8.6200E+04	-6.800	0.000	
1.000	1.000	57.16	0.000	0.000	DI2_165_168_L_0						
36 D	11.72	2.1295E-05	96.00	58.62	112.0	60.94	UL-RL	8.6200E+04	-7.000	0.000	
1.000	1.000	58.62	0.000	0.000	DI2_165_168_L_0						
37 D	12.02	2.0488E-05	99.20	60.09	115.2	62.47	UL-RL	8.6200E+04	-7.200	0.000	
1.000	1.000	60.09	0.000	0.000	DI2_165_168_L_0						
38 D	12.31	1.9784E-05	102.4	61.57	118.4	64.01	UL-RL	8.6200E+04	-7.400	0.000	
1.000	1.000	61.57	0.000	0.000	DI2_165_168_L_0						
39 D	12.61	1.9176E-05	105.6	63.06	121.6	65.55	UL-RL	8.6200E+04	-7.600	0.000	
1.000	1.000	63.06	0.000	0.000	DI2_165_168_L_0						
40 D	12.91	1.8655E-05	108.8	64.56	124.8	67.09	UL-RL	8.6200E+04	-7.800	0.000	
1.000	1.000	64.56	0.000	0.000	DI2_165_168_L_0						
41 D	13.21	1.8214E-05	112.0	66.07	128.0	68.64	UL-RL	8.6200E+04	-8.000	0.000	
1.000	1.000	66.07	0.000	0.000	DI2_165_168_L_0						
42 D	13.52	1.7844E-05	115.2	67.59	131.2	70.18	UL-RL	8.6200E+04	-8.200	0.000	
1.000	1.000	67.59	0.000	0.000	DI2_165_168_L_0						
43 D	13.82	1.7537E-05	118.4	69.11	134.4	71.73	UL-RL	8.6200E+04	-8.400	0.000	
1.000	1.000	69.11	0.000	0.000	DI2_165_168_L_0						
44 D	14.13	1.7287E-05	121.6	70.64	137.6	73.28	UL-RL	8.6200E+04	-8.600	0.000	
1.000	1.000	70.64	0.000	0.000	DI2_165_168_L_0						
45 D	14.44	1.7087E-05	124.8	72.18	140.8	74.83	UL-RL	8.6200E+04	-8.800	0.000	
1.000	1.000	72.18	0.000	0.000	DI2_165_168_L_0						
46 D	14.74	1.6929E-05	128.0	73.72	144.0	76.38	UL-RL	8.6200E+04	-9.000	0.000	
1.000	1.000	73.72	0.000	0.000	DI2_165_168_L_0						
47 D	15.05	1.6809E-05	131.2	75.26	147.2	77.93	UL-RL	8.6200E+04	-9.200	0.000	
1.000	1.000	75.26	0.000	0.000	DI2_165_168_L_0						
48 D	15.36	1.6720E-05	134.4	76.81	150.4	79.48	UL-RL	8.6200E+04	-9.400	0.000	
1.000	1.000	76.81	0.000	0.000	DI2_165_168_L_0						
49 D	15.67	1.6656E-05	137.6	78.37	153.6	81.04	UL-RL	8.6200E+04	-9.600	0.000	
1.000	1.000	78.37	0.000	0.000	DI2_165_168_L_0						
50 D	15.98	1.6615E-05	140.8	79.92	156.8	82.59	UL-RL	8.6200E+04	-9.800	0.000	
1.000	1.000	79.92	0.000	0.000	DI2_165_168_L_0						
51 D	16.30	1.6590E-05	144.0	81.48	160.0	84.15	UL-RL	8.6200E+04	-10.00	0.000	
1.000	1.000	81.48	0.000	0.000	DI2_165_168_L_0						
52 D	16.61	1.6578E-05	147.2	83.03	163.2	85.71	UL-RL	8.6200E+04	-10.20	0.000	
1.000	1.000	83.03	0.000	0.000	DI2_165_168_L_0						
53 D	16.92	1.6577E-05	150.4	84.59	166.4	87.27	UL-RL	8.6200E+04	-10.40	0.000	
1.000	1.000	84.59	0.000	0.000	DI2_165_168_L_0						
54 D	17.23	1.6582E-05	153.6	86.15	169.6	88.82	UL-RL	8.6200E+04	-10.60	0.000	
1.000	1.000	86.15	0.000	0.000	DI2_165_168_L_0						
55 D	17.54	1.6593E-05	156.8	87.72	172.8	90.38	UL-RL	8.6200E+04	-10.80	0.000	
1.000	1.000	87.72	0.000	0.000	DI2_165_168_L_0						
56 D	17.86	1.6606E-05	160.0	89.28	176.0	91.94	UL-RL	8.6200E+04	-11.00	0.000	
1.000	1.000	89.28	0.000	0.000	DI2_165_168_L_0						
57 D	18.17	1.6621E-05	163.2	90.84	179.2	93.50	UL-RL	8.6200E+04	-11.20	0.000	
1.000	1.000	90.84	0.000	0.000	DI2_165_168_L_0						
58 D	13.86	1.6636E-05	166.4	92.41	182.4	95.06	UL-RL	8.6200E+04	-11.40	0.000	
1.000	1.000	92.41	0.000	0.000	DI2_165_168_L_0						
59 D	4.659	1.6644E-05	168.0	93.19	184.0	95.84	UL-RL	8.6200E+04	-11.50	0.000	
1.000	1.000	93.19	0.000	0.000	DI2_165_168_L_0						

```
+-----------------------------------------------------------------------------------------------------------------------+
|                   PARATIEPLUS(TM)   NLS ENGINE RELEASE  2018.0    FULL VERSION  *Build date:Nov 13, 2017*             |
|                                                                                                                       |
|                                    NewProject.BaseDesignSection_28.SISMICAGEO_1273                                    |
|                                   Exe Time : 4 September 2018 18:05:33                                                |
+-----------------------------------------------------------------------------------------------------------------------+
New Project


S T R E S S   R E S U L T S   F O R   G R O U P   N O.   3

WallElement_33                                                  :
ELEMENT TYPE    2 NO.OF ELEMENTS. IN THIS GROUP   58
C U R R E N T   T I M E   I S     2.0000

 WALL2D ELEMENT

   EL      TA          TB          MA          MB
-------------------------------------------------------
    1 1.73799E-03-1.73799E-03-7.52687E-12 3.47598E-04
    2 0.27040    -0.27040    -3.47598E-04 5.44279E-02
    3 0.81756    -0.81756    -5.44279E-02 0.21794
    4  1.9637     -1.9637    -0.21794     0.61068
    5  3.6454     -3.6454    -0.61068      1.3398
    6  5.7893     -5.7893     -1.3398      2.4976
    7  6.3066     -6.3066     -2.4976      3.7589
    8  5.5137     -5.5137     -3.7589      4.8617
    9  4.7552     -4.7552     -4.8617      5.8127
   10  4.0477     -4.0477     -5.8127      6.6223
   11  3.3992     -3.3992     -6.6223      7.3021
   12  2.8134     -2.8134     -7.3021      7.8648
   13  2.2922     -2.2922     -7.8648      8.3233
   14  1.8359     -1.8359     -8.3233      8.6904
   15  1.4439     -1.4439     -8.6904      8.9792
   16  1.1152     -1.1152     -8.9792      9.2022
   17 0.84830    -0.84830     -9.2022      9.3719
   18 0.64143    -0.64143     -9.3719      9.5002
   19 0.49255    -0.49255     -9.5002      9.5987
   20 0.39948    -0.39948     -9.5987      9.6786
   21 0.35992    -0.35992     -9.6786      9.7506
   22 0.37145    -0.37145     -9.7506      9.8249
   23 0.43159    -0.43159     -9.8249      9.9112
   24 0.53777    -0.53777     -9.9112      10.019
   25 0.68736    -0.68736     -10.019      10.156
   26 3.93052E-02-3.93052E-02 -10.156      10.164
   27-0.51966     0.51966     -10.164      10.060
   28-0.99607     0.99607     -10.060      9.8609
   29 -1.3964      1.3964     -9.8609      9.5816
   30 -1.7270      1.7270     -9.5816      9.2362
   31 -1.9941      1.9941     -9.2362      8.8374
   32 -2.2037      2.2037     -8.8374      8.3967
   33 -2.3614      2.3614     -8.3967      7.9244
   34 -2.4729      2.4729     -7.9244      7.4298
   35 -2.5431      2.5431     -7.4298      6.9212
   36 -2.5769      2.5769     -6.9212      6.4058
   37 -2.5789      2.5789     -6.4058      5.8901
   38 -2.5532      2.5532     -5.8901      5.3794
   39 -2.5036      2.5036     -5.3794      4.8787
   40 -2.4336      2.4336     -4.8787      4.3920
   41 -2.3465      2.3465     -4.3920      3.9227
   42 -2.2450      2.2450     -3.9227      3.4737
   43 -2.1317      2.1317     -3.4737      3.0473
   44 -2.0089      2.0089     -3.0473      2.6456
   45 -1.8786      1.8786     -2.6456      2.2698
   46 -1.7424      1.7424     -2.2698      1.9213
   47 -1.6019      1.6019     -1.9213      1.6010
   48 -1.4583      1.4583     -1.6010      1.3093
   49 -1.3126      1.3126     -1.3093      1.0468
   50 -1.1657      1.1657     -1.0468     0.81363
   51 -1.0182      1.0182    -0.81363     0.60998
   52-0.87075     0.87075    -0.60998     0.43584
```

```
53-0.72360     0.72360    -0.43584     0.29112
54-0.57708     0.57708    -0.29112     0.17570
55-0.43138     0.43138    -0.17570     8.94243E-02
56-0.28658     0.28658    -8.94243E-02 3.21085E-02
57-0.14274     0.14274    -3.21085E-02 3.55987E-03
58-3.55951E-02 3.55951E-02-3.55987E-03 1.11833E-12
```

```
+-------------------------------------------------------------------------------------------------------------------------+
|                   PARATIEPLUS(TM)   NLS ENGINE RELEASE  2018.0    FULL VERSION  *Build date:Nov 13, 2017*              |
|                                                                                                                         |
|                                    NewProject.BaseDesignSection_28.SISMICAGEO_1273                                      |
|                                   Exe Time : 4 September 2018 18:05:33                                                  |
+-------------------------------------------------------------------------------------------------------------------------+
New Project


S T R E S S    R E S U L T S    F O R    G R O U P    N O.    4

Tieback_175                                                  :
ELEMENT TYPE    6 NO.OF ELEMENTS. IN THIS GROUP    1
C U R R E N T    T I M E    I S      2.0000

 POST-TENSION 2D-BOUNDARY ELEMENT

         EL    FORCE          d0          EDISPL     pl. eps          K     -ve limit   +ve limit
-----------------------------------------------------------------------------------------------------

***** NO ONE ELEMENT ACTIVE AT CURRENT STEP *****

ITER     0 RNORM = 0.000     RMNORM= 0.000
           RINORM=0.2882E+05 RIMNOR= 4814.
           RENORM=0.1439E+05 REMNOR=0.2520E-21 RATIO =0.7065     TOLER =0.1000E-03  NOT CONVERGED
           RFMAX = 119.9     RMMAX = 10.16
           RTSMAL=0.1000E-02 RMSMAL=0.1000E-03
           RDT   =0.2882E+05 RDR   = 4814.
           RATIOT=0.7065     RATIOR= 0.000
           MAX UN=0.6464E-10 IEQ=     7 NODE      4 DOF   1  Y-DISPL.F
           MIN UN=-119.9     IEQ=     1 NODE      1 DOF   1  Y-DISPL.F
           NO. OF CONTACT CONSTRAINT VIOLATIONS     0


ITER     2 RNORM = 0.000     RMNORM= 0.000
           RINORM=0.2882E+05 RIMNOR= 4814.
           RENORM= 196.8     REMNOR=0.4181E-19 RATIO =0.8263E-01 TOLER =0.1000E-03  NOT CONVERGED
           RFMAX = 119.9     RMMAX = 10.16
           RTSMAL=0.1000E-02 RMSMAL=0.1000E-03
           RDT   =0.2882E+05 RDR   = 4814.
           RATIOT=0.8263E-01 RATIOR= 0.000
           MAX UN=0.8857E-01 IEQ=    75 NODE     38 DOF   1  Y-DISPL.F
           MIN UN=-7.428     IEQ=     3 NODE      2 DOF   1  Y-DISPL.F
           NO. OF CONTACT CONSTRAINT VIOLATIONS     0


ITER     3 RNORM = 0.000     RMNORM= 0.000
           RINORM=0.2882E+05 RIMNOR= 4814.
           RENORM= 12.98     REMNOR=0.1788E-19 RATIO =0.2122E-01 TOLER =0.1000E-03  NOT CONVERGED
           RFMAX = 119.9     RMMAX = 10.16
           RTSMAL=0.1000E-02 RMSMAL=0.1000E-03
           RDT   =0.2882E+05 RDR   = 4814.
           RATIOT=0.2122E-01 RATIOR= 0.000
           MAX UN=0.1203     IEQ=    95 NODE     48 DOF   1  Y-DISPL.F
           MIN UN=-2.089     IEQ=     7 NODE      4 DOF   1  Y-DISPL.F
           NO. OF CONTACT CONSTRAINT VIOLATIONS     0


ITER     4 RNORM = 0.000     RMNORM= 0.000
           RINORM=0.2882E+05 RIMNOR= 4814.
           RENORM=0.8650E-02 REMNOR=0.1249E-19 RATIO =0.5478E-03 TOLER =0.1000E-03  NOT CONVERGED
           RFMAX = 119.9     RMMAX = 10.16
           RTSMAL=0.1000E-02 RMSMAL=0.1000E-03
           RDT   =0.2882E+05 RDR   = 4814.
           RATIOT=0.5478E-03 RATIOR= 0.000
           MAX UN=0.1837E-01 IEQ=    69 NODE     35 DOF   1  Y-DISPL.F
           MIN UN=-.7754E-01 IEQ=    57 NODE     29 DOF   1  Y-DISPL.F
           NO. OF CONTACT CONSTRAINT VIOLATIONS     0


ITER     5 RNORM = 0.000     RMNORM= 0.000
```

```
RINORM=0.2882E+05 RIMNOR= 4814.
RENORM=0.4653E-07 REMNOR=0.1827E-19 RATIO =0.1271E-05 TOLER =0.1000E-03      CONVERGED !
RFMAX = 119.9     RMMAX = 10.16
RTSMAL=0.1000E-02 RMSMAL=0.1000E-03
RDT   =0.2882E+05 RDR   = 4814.
RATIOT=0.1271E-05 RATIOR= 0.000
MAX UN=0.1682E-03 IEQ=    77 NODE     39 DOF   1  Y-DISPL.F
MIN UN=-.1030E-08 IEQ=     7 NODE      4 DOF   1  Y-DISPL.F
NO. OF CONTACT CONSTRAINT VIOLATIONS     0
```

```
+-------------------------------------------------------------------------------------------------------------------------+
|                   PARATIEPLUS(TM)   NLS ENGINE RELEASE  2018.0    FULL VERSION  *Build date:Nov 13, 2017*               |
|                                                                                                                         |
|                                    NewProject.BaseDesignSection_28.SISMICAGEO_1273                                      |
|                                   Exe Time : 4 September 2018 18:05:33                                                  |
+-------------------------------------------------------------------------------------------------------------------------+
New Project
SOLUTION REACHED USING     5 ITERATIONS ON   40

P R I N T   O U T   F O R   T I M E   S T E P    3     ( AT TIME   3.000     )

PRINT OUT OF ACTIVE COMPONENTS (FIXED NODES ARE NOT PRINTED OUT)

          Y-DISPL.F        X-ROT. F
            (02)             (04)           (
    1  -1.5756482E-03   4.3143976E-04
    2  -1.4894252E-03   4.3046653E-04
    3  -1.4035900E-03   4.2756722E-04
    4  -1.3185225E-03   4.2280376E-04
    5  -1.2345858E-03   4.1628168E-04
    6  -1.1521172E-03   4.0814923E-04
    7  -1.0714222E-03   3.9857427E-04
    8  -9.9277277E-04   3.8772071E-04
    9  -9.1640869E-04   3.7574600E-04
   10  -8.4253907E-04   3.6280081E-04
   11  -7.7134347E-04   3.4902908E-04
   12  -7.0297339E-04   3.3456803E-04
   13  -6.3755350E-04   3.1954842E-04
   14  -5.7518296E-04   3.0409469E-04
   15  -5.1593667E-04   2.8832531E-04
   16  -4.5986637E-04   2.7235302E-04
   17  -4.0700157E-04   2.5628510E-04
   18  -3.5735160E-04   2.4022402E-04
   19  -3.1090501E-04   2.2426728E-04
   20  -2.6763172E-04   2.0850518E-04
   21  -2.2748480E-04   1.9301814E-04
   22  -1.9040163E-04   1.7787671E-04
   23  -1.5630695E-04   1.6314276E-04
   24  -1.2511378E-04   1.4886989E-04
   25  -9.6725184E-05   1.3510416E-04
   26  -7.1035697E-05   1.2188476E-04
   27  -4.7932091E-05   1.0925491E-04
   28  -2.7291591E-05   9.7258943E-05
   29  -8.9840445E-06   8.5930006E-05
   30   7.1264143E-06   7.5291112E-05
   31   2.1179309E-05   6.5355846E-05
   32   3.3315889E-05   5.6128511E-05
   33   4.3677558E-05   4.7604785E-05
   34   5.2403959E-05   3.9773403E-05
   35   5.9631924E-05   3.2617081E-05
   36   6.5494318E-05   2.6113657E-05
   37   7.0119161E-05   2.0237186E-05
   38   7.3629030E-05   1.4958632E-05
   39   7.6140389E-05   1.0246707E-05
   40   7.7763284E-05   6.0683525E-06
   41   7.8601019E-05   2.3893276E-06
   42   7.8749975E-05  -8.2529687E-07
   43   7.8299513E-05  -3.6107309E-06
   44   7.7331953E-05  -6.0021076E-06
   45   7.5922632E-05  -8.0341648E-06
   46   7.4139974E-05  -9.7410173E-06
   47   7.2045692E-05  -1.1155871E-05
   48   6.9694949E-05  -1.2310872E-05
   49   6.7136605E-05  -1.3236944E-05
   50   6.4413477E-05  -1.3963650E-05
   51   6.1562575E-05  -1.4519106E-05
   52   5.8615405E-05  -1.4929886E-05
   53   5.5598681E-05  -1.5220924E-05
   54   5.2533611E-05  -1.5415581E-05
   55   4.9437433E-05  -1.5535478E-05
   56   4.6323075E-05  -1.5600552E-05
```

```
57   4.3199656E-05  -1.5628959E-05
58   4.0072855E-05  -1.5636906E-05
59   3.8508983E-05  -1.5637284E-05
```

```
+-------------------------------------------------------------------------------------------------------------------------------+
|                   PARATIEPLUS(TM)   NLS ENGINE RELEASE  2018.0    FULL VERSION  *Build date:Nov 13, 2017*                    |
|                                                                                                                               |
|                                    NewProject.BaseDesignSection_28.SISMICAGEO_1273                                            |
|                                   Exe Time : 4 September 2018 18:05:33                                                        |
+-------------------------------------------------------------------------------------------------------------------------------+
New Project


S T R E S S   R E S U L T S   F O R   G R O U P   N O.   1

0_L                                                              :
ELEMENT TYPE    5 NO.OF ELEMENTS. IN THIS GROUP   59
C U R R E N T   T I M E   I S      3.0000

 HARDENING 2D SOIL ELEMENT

 ****** TOTAL STRESS FORMULATION *****

  EL *   FORCE     DISPL-Y  VERTICAL-P  HORIZON.-P     MAX-V-P     MAX-H-P           STATE   STIFFNESS Z-LEVEL      PORE
E FACTOR    UFACTOR       Peq           Su_a         Su_p     LAYER
 ------------------------------------------------------------------------------------------------------------------------------
-------------------------------------------------------------------------------------------
   1 D  1.6258E-02  1.5756E-03  4.2494E-02  0.1626      4.2494E-02   1.633         PASSIVE   0.000       0.000       0.000
1.000       1.000      0.1626       0.000       0.000     DI1_164_167_L_0
   2 D   2.513      1.4894E-03   3.284       12.57       3.284       12.57         PASSIVE   0.000     -0.2000       0.000
1.000       1.000       12.57       0.000       0.000     DI1_164_167_L_0
   3 D   5.118      1.4036E-03   6.689       25.59       6.689       25.59         PASSIVE   0.000     -0.4000       0.000
1.000       1.000       25.59       0.000       0.000     DI1_164_167_L_0
   4 D   7.884      1.3185E-03   10.30       39.42       10.30       39.42         PASSIVE   0.000     -0.6000       0.000
1.000       1.000       39.42       0.000       0.000     DI1_164_167_L_0
   5 D   10.39      1.2346E-03   14.07       51.93       14.07       51.93            V-C  3.0587E+04 -0.8000       0.000
1.000       1.000       51.93       0.000       0.000     DI1_164_167_L_0
   6 D   10.30      1.1521E-03   17.90       51.48       17.90       51.48            V-C  3.0587E+04  -1.000       0.000
1.000       1.000       51.48       0.000       0.000     DI1_164_167_L_0
   7 D   10.17      1.0714E-03   21.73       50.83       21.73       50.83            V-C  3.0587E+04  -1.200       0.000
1.000       1.000       50.83       0.000       0.000     DI1_164_167_L_0
   8 D   10.02      9.9277E-04   25.59       50.09       25.59       50.09            V-C  3.0587E+04  -1.400       0.000
1.000       1.000       50.09       0.000       0.000     DI1_164_167_L_0
   9 D   9.861      9.1641E-04   29.87       49.30       29.87       49.30            V-C  3.0587E+04  -1.600       0.000
1.000       1.000       49.30       0.000       0.000     DI1_164_167_L_0
  10 D   9.707      8.4254E-04   33.96       48.53       33.96       48.53            V-C  3.0587E+04  -1.800       0.000
1.000       1.000       48.53       0.000       0.000     DI1_164_167_L_0
  11 D   9.561      7.7134E-04   37.91       47.81       37.91       47.81            V-C  3.0587E+04  -2.000       0.000
1.000       1.000       47.81       0.000       0.000     DI1_164_167_L_0
  12 D   9.428      7.0297E-04   41.75       47.14       41.75       47.14            V-C  3.0587E+04  -2.200       0.000
1.000       1.000       47.14       0.000       0.000     DI1_164_167_L_0
  13 D   9.311      6.3755E-04   45.50       46.56       45.50       46.56            V-C  3.0587E+04  -2.400       0.000
1.000       1.000       46.56       0.000       0.000     DI1_164_167_L_0
  14 D   9.212      5.7518E-04   49.18       46.06       49.18       46.06            V-C  3.0587E+04  -2.600       0.000
1.000       1.000       46.06       0.000       0.000     DI1_164_167_L_0
  15 D   9.132      5.1594E-04   52.81       45.66       52.81       45.66            V-C  3.0587E+04  -2.800       0.000
1.000       1.000       45.66       0.000       0.000     DI1_164_167_L_0
  16 D   9.071      4.5987E-04   56.40       45.36       56.40       45.36            V-C  3.0587E+04  -3.000       0.000
1.000       1.000       45.36       0.000       0.000     DI1_164_167_L_0
  17 D   9.032      4.0700E-04   60.10       45.16       60.10       45.16            V-C  3.0587E+04  -3.200       0.000
1.000       1.000       45.16       0.000       0.000     DI1_164_167_L_0
  18 D   9.013      3.5735E-04   63.60       45.07       63.60       45.07            V-C  3.0587E+04  -3.400       0.000
1.000       1.000       45.07       0.000       0.000     DI1_164_167_L_0
  19 D   9.015      3.1091E-04   67.08       45.08       67.08       45.08            V-C  3.0587E+04  -3.600       0.000
1.000       1.000       45.08       0.000       0.000     DI1_164_167_L_0
  20 D   9.039      2.6763E-04   70.54       45.19       70.54       45.19            V-C  3.0587E+04  -3.800       0.000
1.000       1.000       45.19       0.000       0.000     DI1_164_167_L_0
  21 D   9.083      2.2748E-04   73.85       45.41       73.85       45.41            V-C  3.0587E+04  -4.000       0.000
1.000       1.000       45.41       0.000       0.000     DI1_164_167_L_0
  22 D   9.147      1.9040E-04   77.28       45.73       77.28       45.73            V-C  3.0587E+04  -4.200       0.000
1.000       1.000       45.73       0.000       0.000     DI1_164_167_L_0
  23 D   9.231      1.5631E-04   80.69       46.16       80.69       46.16            V-C  3.0587E+04  -4.400       0.000
1.000       1.000       46.16       0.000       0.000     DI1_164_167_L_0
  24 D   9.334      1.2511E-04   84.09       46.67       84.09       46.67            V-C  3.0587E+04  -4.600       0.000
1.000       1.000       46.67       0.000       0.000     DI1_164_167_L_0
```

25 D	9.456	9.6725E-05	87.48	47.28	87.48	47.28	V-C	3.0587E+04	-4.800	0.000		
1.000	1.000	47.28	0.000	0.000	DI1_164_167_L_0							
26 D	10.20	7.1036E-05	90.86	50.99	90.86	50.99	V-C	7.3011E+04	-5.000	0.000		
1.000	1.000	50.99	0.000	0.000	DI2_165_168_L_0							
27 D	10.16	4.7932E-05	94.22	50.80	94.22	50.80	V-C	7.3011E+04	-5.200	0.000		
1.000	1.000	50.80	0.000	0.000	DI2_165_168_L_0							
28 D	10.16	2.7292E-05	97.58	50.79	97.58	50.79	V-C	7.3011E+04	-5.400	0.000		
1.000	1.000	50.79	0.000	0.000	DI2_165_168_L_0							
29 D	10.19	8.9840E-06	100.9	50.95	100.9	50.95	V-C	7.3011E+04	-5.600	0.000		
1.000	1.000	50.95	0.000	0.000	DI2_165_168_L_0							
30 D	10.19	-7.1264E-06	104.3	50.97	104.3	51.80	UL-RL	1.1682E+05	-5.800	0.000		
1.000	1.000	50.97	0.000	0.000	DI2_165_168_L_0							
31 D	10.17	-2.1179E-05	107.6	50.84	107.6	53.32	UL-RL	1.1682E+05	-6.000	0.000		
1.000	1.000	50.84	0.000	0.000	DI2_165_168_L_0							
32 D	10.19	-3.3316E-05	110.6	50.94	110.6	54.83	UL-RL	1.1682E+05	-6.200	0.000		
1.000	1.000	50.94	0.000	0.000	DI2_165_168_L_0							
33 D	10.25	-4.3678E-05	113.7	51.25	113.7	56.35	UL-RL	1.1682E+05	-6.400	0.000		
1.000	1.000	51.25	0.000	0.000	DI2_165_168_L_0							
34 D	10.35	-5.2404E-05	116.7	51.76	116.7	57.88	UL-RL	1.1682E+05	-6.600	0.000		
1.000	1.000	51.76	0.000	0.000	DI2_165_168_L_0							
35 D	10.49	-5.9632E-05	119.7	52.44	119.7	59.41	UL-RL	1.1682E+05	-6.800	0.000		
1.000	1.000	52.44	0.000	0.000	DI2_165_168_L_0							
36 D	10.66	-6.5494E-05	122.8	53.29	122.8	60.94	UL-RL	1.1682E+05	-7.000	0.000		
1.000	1.000	53.29	0.000	0.000	DI2_165_168_L_0							
37 D	10.86	-7.0119E-05	125.8	54.28	125.8	62.47	UL-RL	1.1682E+05	-7.200	0.000		
1.000	1.000	54.28	0.000	0.000	DI2_165_168_L_0							
38 D	11.08	-7.3629E-05	128.9	55.41	128.9	64.01	UL-RL	1.1682E+05	-7.400	0.000		
1.000	1.000	55.41	0.000	0.000	DI2_165_168_L_0							
39 D	11.33	-7.6140E-05	132.0	56.66	132.0	65.55	UL-RL	1.1682E+05	-7.600	0.000		
1.000	1.000	56.66	0.000	0.000	DI2_165_168_L_0							
40 D	11.60	-7.7763E-05	135.0	58.01	135.0	67.09	UL-RL	1.1682E+05	-7.800	0.000		
1.000	1.000	58.01	0.000	0.000	DI2_165_168_L_0							
41 D	11.89	-7.8601E-05	138.1	59.45	138.1	68.64	UL-RL	1.1682E+05	-8.000	0.000		
1.000	1.000	59.45	0.000	0.000	DI2_165_168_L_0							
42 D	12.20	-7.8750E-05	141.2	60.98	141.2	70.18	UL-RL	1.1682E+05	-8.200	0.000		
1.000	1.000	60.98	0.000	0.000	DI2_165_168_L_0							
43 D	12.52	-7.8300E-05	144.3	62.58	144.3	71.73	UL-RL	1.1682E+05	-8.400	0.000		
1.000	1.000	62.58	0.000	0.000	DI2_165_168_L_0							
44 D	12.85	-7.7332E-05	147.4	64.24	147.4	73.28	UL-RL	1.1682E+05	-8.600	0.000		
1.000	1.000	64.24	0.000	0.000	DI2_165_168_L_0							
45 D	13.19	-7.5923E-05	150.5	65.96	150.5	74.83	UL-RL	1.1682E+05	-8.800	0.000		
1.000	1.000	65.96	0.000	0.000	DI2_165_168_L_0							
46 D	13.54	-7.4140E-05	153.6	67.72	153.6	76.38	UL-RL	1.1682E+05	-9.000	0.000		
1.000	1.000	67.72	0.000	0.000	DI2_165_168_L_0							
47 D	13.90	-7.2046E-05	156.7	69.51	156.7	77.93	UL-RL	1.1682E+05	-9.200	0.000		
1.000	1.000	69.51	0.000	0.000	DI2_165_168_L_0							
48 D	14.27	-6.9695E-05	159.8	71.34	159.8	79.48	UL-RL	1.1682E+05	-9.400	0.000		
1.000	1.000	71.34	0.000	0.000	DI2_165_168_L_0							
49 D	14.64	-6.7137E-05	163.0	73.20	163.0	81.04	UL-RL	1.1682E+05	-9.600	0.000		
1.000	1.000	73.20	0.000	0.000	DI2_165_168_L_0							
50 D	15.01	-6.4413E-05	166.1	75.07	166.1	82.59	UL-RL	1.1682E+05	-9.800	0.000		
1.000	1.000	75.07	0.000	0.000	DI2_165_168_L_0							
51 D	15.39	-6.1563E-05	169.2	76.96	169.2	84.15	UL-RL	1.1682E+05	-10.00	0.000		
1.000	1.000	76.96	0.000	0.000	DI2_165_168_L_0							
52 D	15.77	-5.8615E-05	172.3	78.86	172.3	85.71	UL-RL	1.1682E+05	-10.20	0.000		
1.000	1.000	78.86	0.000	0.000	DI2_165_168_L_0							
53 D	16.15	-5.5599E-05	175.5	80.77	175.5	87.27	UL-RL	1.1682E+05	-10.40	0.000		
1.000	1.000	80.77	0.000	0.000	DI2_165_168_L_0							
54 D	16.54	-5.2534E-05	178.6	82.69	178.6	88.82	UL-RL	1.1682E+05	-10.60	0.000		
1.000	1.000	82.69	0.000	0.000	DI2_165_168_L_0							
55 D	16.92	-4.9437E-05	181.8	84.61	181.8	90.38	UL-RL	1.1682E+05	-10.80	0.000		
1.000	1.000	84.61	0.000	0.000	DI2_165_168_L_0							
56 D	17.31	-4.6323E-05	184.9	86.53	184.9	91.94	UL-RL	1.1682E+05	-11.00	0.000		
1.000	1.000	86.53	0.000	0.000	DI2_165_168_L_0							
57 D	17.69	-4.3200E-05	188.0	88.46	188.0	93.50	UL-RL	1.1682E+05	-11.20	0.000		
1.000	1.000	88.46	0.000	0.000	DI2_165_168_L_0							
58 D	13.56	-4.0073E-05	191.2	90.38	191.2	95.06	UL-RL	1.1682E+05	-11.40	0.000		
1.000	1.000	90.38	0.000	0.000	DI2_165_168_L_0							
59 D	4.567	-3.8509E-05	192.8	91.34	192.8	95.84	UL-RL	1.1682E+05	-11.50	0.000		
1.000	1.000	91.34	0.000	0.000	DI2_165_168_L_0							

```
+-------------------------------------------------------------------------------------------------------------------------------+
|                   PARATIEPLUS(TM)   NLS ENGINE RELEASE  2018.0    FULL VERSION  *Build date:Nov 13, 2017*                    |
|                                                                                                                               |
|                                    NewProject.BaseDesignSection_28.SISMICAGEO_1273                                            |
|                                   Exe Time : 4 September 2018 18:05:33                                                        |
+-------------------------------------------------------------------------------------------------------------------------------+
New Project


S T R E S S   R E S U L T S   F O R   G R O U P   N O.   2

0_R                                                              :
ELEMENT TYPE    5 NO.OF ELEMENTS. IN THIS GROUP   59
C U R R E N T   T I M E   I S      3.0000

 HARDENING 2D SOIL ELEMENT

 ****** TOTAL STRESS FORMULATION *****

  EL *   FORCE     DISPL-Y  VERTICAL-P  HORIZON.-P     MAX-V-P     MAX-H-P           STATE   STIFFNESS Z-LEVEL      PORE
E FACTOR    UFACTOR       Peq           Su_a         Su_p     LAYER
 ------------------------------------------------------------------------------------------------------------------------------
-------------------------------------------------------------------------------------------
   1     0.000         --          --          --          --          --          REMOVED     --        0.000       0.000
1.000       1.000       0.000       0.000       0.000     not available
   2     0.000         --          --          --          --          --          REMOVED     --       -0.2000      0.000
1.000       1.000       0.000       0.000       0.000     not available
   3     0.000         --          --          --          --          --          REMOVED     --       -0.4000      0.000
1.000       1.000       0.000       0.000       0.000     not available
   4     0.000         --          --          --          --          --          REMOVED     --       -0.6000      0.000
1.000       1.000       0.000       0.000       0.000     not available
   5     0.000         --          --          --          --          --          REMOVED     --       -0.8000      0.000
1.000       1.000       0.000       0.000       0.000     not available
   6 D   0.000     -1.1521E-03   0.000       0.000       16.00       16.24          ACTIVE   0.000      -1.000       0.000
1.000       1.000       0.000       0.000       0.000     DI1_164_167_L_0
   7 D  0.2618     -1.0714E-03   3.200       1.309       19.20       18.06          ACTIVE   0.000      -1.200       0.000
1.000       1.000       1.309       0.000       0.000     DI1_164_167_L_0
   8 D  0.5235     -9.9277E-04   6.400       2.618       22.40       19.72          ACTIVE   0.000      -1.400       0.000
1.000       1.000       2.618       0.000       0.000     DI1_164_167_L_0
   9 D  0.7853     -9.1641E-04   9.600       3.926       25.60       21.27          ACTIVE   0.000      -1.600       0.000
1.000       1.000       3.926       0.000       0.000     DI1_164_167_L_0
  10 D   1.047     -8.4254E-04   12.80       5.235       28.80       22.76          ACTIVE   0.000      -1.800       0.000
1.000       1.000       5.235       0.000       0.000     DI1_164_167_L_0
  11 D   1.309     -7.7134E-04   16.00       6.544       32.00       24.21          ACTIVE   0.000      -2.000       0.000
1.000       1.000       6.544       0.000       0.000     DI1_164_167_L_0
  12 D   1.571     -7.0297E-04   19.20       7.853       35.20       25.64          ACTIVE   0.000      -2.200       0.000
1.000       1.000       7.853       0.000       0.000     DI1_164_167_L_0
  13 D   1.832     -6.3755E-04   22.40       9.162       38.40       27.06          ACTIVE   0.000      -2.400       0.000
1.000       1.000       9.162       0.000       0.000     DI1_164_167_L_0
  14 D   2.094     -5.7518E-04   25.60       10.47       41.60       28.47          ACTIVE   0.000      -2.600       0.000
1.000       1.000       10.47       0.000       0.000     DI1_164_167_L_0
  15 D   2.356     -5.1594E-04   28.80       11.78       44.80       29.88          ACTIVE   0.000      -2.800       0.000
1.000       1.000       11.78       0.000       0.000     DI1_164_167_L_0
  16 D   2.618     -4.5987E-04   32.00       13.09       48.00       31.29          ACTIVE   0.000      -3.000       0.000
1.000       1.000       13.09       0.000       0.000     DI1_164_167_L_0
  17 D   2.879     -4.0700E-04   35.20       14.40       51.20       32.71          ACTIVE   0.000      -3.200       0.000
1.000       1.000       14.40       0.000       0.000     DI1_164_167_L_0
  18 D   3.141     -3.5735E-04   38.40       15.71       54.40       34.14          ACTIVE   0.000      -3.400       0.000
1.000       1.000       15.71       0.000       0.000     DI1_164_167_L_0
  19 D   3.758     -3.1091E-04   41.60       18.79       57.60       35.57           UL-RL  4.0048E+04  -3.600       0.000
1.000       1.000       18.79       0.000       0.000     DI1_164_167_L_0
  20 D   4.397     -2.6763E-04   44.80       21.98       60.80       37.01           UL-RL  4.0048E+04  -3.800       0.000
1.000       1.000       21.98       0.000       0.000     DI1_164_167_L_0
  21 D   5.012     -2.2748E-04   48.00       25.06       64.00       38.46           UL-RL  4.0048E+04  -4.000       0.000
1.000       1.000       25.06       0.000       0.000     DI1_164_167_L_0
  22 D   5.603     -1.9040E-04   51.20       28.01       67.20       39.91           UL-RL  4.0048E+04  -4.200       0.000
1.000       1.000       28.01       0.000       0.000     DI1_164_167_L_0
  23 D   6.171     -1.5631E-04   54.40       30.86       70.40       41.37           UL-RL  4.0048E+04  -4.400       0.000
1.000       1.000       30.86       0.000       0.000     DI1_164_167_L_0
  24 D   6.718     -1.2511E-04   57.60       33.59       73.60       42.84           UL-RL  4.0048E+04  -4.600       0.000
1.000       1.000       33.59       0.000       0.000     DI1_164_167_L_0
```

25 D	7.243	-9.6725E-05	60.80	36.22	76.80	44.32	UL-RL	4.0048E+04	-4.800	0.000	
1.000	1.000	36.22	0.000	0.000	DI1_164_167_L_0						
26 D	7.092	-7.1036E-05	64.00	35.46	80.00	45.81	UL-RL	8.6200E+04	-5.000	0.000	
1.000	1.000	35.46	0.000	0.000	DI2_165_168_L_0						
27 D	7.791	-4.7932E-05	67.20	38.95	83.20	47.30	UL-RL	8.6200E+04	-5.200	0.000	
1.000	1.000	38.95	0.000	0.000	DI2_165_168_L_0						
28 D	8.447	-2.7292E-05	70.40	42.24	86.40	48.79	UL-RL	8.6200E+04	-5.400	0.000	
1.000	1.000	42.24	0.000	0.000	DI2_165_168_L_0						
29 D	9.065	-8.9840E-06	73.60	45.33	89.60	50.30	UL-RL	8.6200E+04	-5.600	0.000	
1.000	1.000	45.33	0.000	0.000	DI2_165_168_L_0						
30 D	9.646	7.1264E-06	76.80	48.23	92.80	51.80	UL-RL	8.6200E+04	-5.800	0.000	
1.000	1.000	48.23	0.000	0.000	DI2_165_168_L_0						
31 D	10.19	2.1179E-05	80.00	50.96	96.00	53.32	UL-RL	8.6200E+04	-6.000	0.000	
1.000	1.000	50.96	0.000	0.000	DI2_165_168_L_0						
32 D	10.69	3.3316E-05	83.20	53.43	99.20	55.00	UL-RL	8.6200E+04	-6.200	0.000	
1.000	1.000	53.43	0.000	0.000	DI2_165_168_L_0						
33 D	11.15	4.3678E-05	86.40	55.73	102.4	56.72	UL-RL	8.6200E+04	-6.400	0.000	
1.000	1.000	55.73	0.000	0.000	DI2_165_168_L_0						
34 D	11.59	5.2404E-05	89.60	57.93	105.6	58.39	UL-RL	8.6200E+04	-6.600	0.000	
1.000	1.000	57.93	0.000	0.000	DI2_165_168_L_0						
35 D	11.99	5.9632E-05	92.80	59.93	108.8	60.18	UL-RL	8.6200E+04	-6.800	0.000	
1.000	1.000	59.93	0.000	0.000	DI2_165_168_L_0						
36 D	12.36	6.5494E-05	96.00	61.81	112.0	61.98	UL-RL	8.6200E+04	-7.000	0.000	
1.000	1.000	61.81	0.000	0.000	DI2_165_168_L_0						
37 D	12.72	7.0119E-05	99.20	63.62	115.2	63.72	UL-RL	8.6200E+04	-7.200	0.000	
1.000	1.000	63.62	0.000	0.000	DI2_165_168_L_0						
38 D	13.07	7.3629E-05	102.4	65.37	118.4	65.41	UL-RL	8.6200E+04	-7.400	0.000	
1.000	1.000	65.37	0.000	0.000	DI2_165_168_L_0						
39 D	13.41	7.6140E-05	105.6	67.06	121.6	67.07	UL-RL	8.6200E+04	-7.600	0.000	
1.000	1.000	67.06	0.000	0.000	DI2_165_168_L_0						
40 D	13.74	7.7763E-05	108.8	68.69	124.8	68.70	UL-RL	8.6200E+04	-7.800	0.000	
1.000	1.000	68.69	0.000	0.000	DI2_165_168_L_0						
41 D	14.06	7.8601E-05	112.0	70.29	128.0	70.29	UL-RL	8.6200E+04	-8.000	0.000	
1.000	1.000	70.29	0.000	0.000	DI2_165_168_L_0						
42 D	14.37	7.8750E-05	115.2	71.84	131.2	71.84	UL-RL	8.6200E+04	-8.200	0.000	
1.000	1.000	71.84	0.000	0.000	DI2_165_168_L_0						
43 D	14.67	7.8300E-05	118.4	73.37	134.4	73.37	V-C	5.3875E+04	-8.400	0.000	
1.000	1.000	73.37	0.000	0.000	DI2_165_168_L_0						
44 D	14.97	7.7332E-05	121.6	74.87	137.6	74.87	V-C	5.3875E+04	-8.600	0.000	
1.000	1.000	74.87	0.000	0.000	DI2_165_168_L_0						
45 D	15.27	7.5923E-05	124.8	76.34	140.8	76.34	V-C	5.3875E+04	-8.800	0.000	
1.000	1.000	76.34	0.000	0.000	DI2_165_168_L_0						
46 D	15.56	7.4140E-05	128.0	77.80	144.0	77.80	V-C	5.3875E+04	-9.000	0.000	
1.000	1.000	77.80	0.000	0.000	DI2_165_168_L_0						
47 D	15.85	7.2046E-05	131.2	79.24	147.2	79.24	V-C	5.3875E+04	-9.200	0.000	
1.000	1.000	79.24	0.000	0.000	DI2_165_168_L_0						
48 D	16.13	6.9695E-05	134.4	80.67	150.4	80.67	V-C	5.3875E+04	-9.400	0.000	
1.000	1.000	80.67	0.000	0.000	DI2_165_168_L_0						
49 D	16.42	6.7137E-05	137.6	82.09	153.6	82.09	V-C	5.3875E+04	-9.600	0.000	
1.000	1.000	82.09	0.000	0.000	DI2_165_168_L_0						
50 D	16.70	6.4413E-05	140.8	83.50	156.8	83.50	V-C	5.3875E+04	-9.800	0.000	
1.000	1.000	83.50	0.000	0.000	DI2_165_168_L_0						
51 D	16.98	6.1563E-05	144.0	84.90	160.0	84.90	V-C	5.3875E+04	-10.00	0.000	
1.000	1.000	84.90	0.000	0.000	DI2_165_168_L_0						
52 D	17.26	5.8615E-05	147.2	86.30	163.2	86.30	V-C	5.3875E+04	-10.20	0.000	
1.000	1.000	86.30	0.000	0.000	DI2_165_168_L_0						
53 D	17.54	5.5599E-05	150.4	87.70	166.4	87.70	V-C	5.3875E+04	-10.40	0.000	
1.000	1.000	87.70	0.000	0.000	DI2_165_168_L_0						
54 D	17.82	5.2534E-05	153.6	89.09	169.6	89.09	V-C	5.3875E+04	-10.60	0.000	
1.000	1.000	89.09	0.000	0.000	DI2_165_168_L_0						
55 D	18.10	4.9437E-05	156.8	90.49	172.8	90.49	V-C	5.3875E+04	-10.80	0.000	
1.000	1.000	90.49	0.000	0.000	DI2_165_168_L_0						
56 D	18.37	4.6323E-05	160.0	91.84	176.0	91.94	UL-RL	8.6200E+04	-11.00	0.000	
1.000	1.000	91.84	0.000	0.000	DI2_165_168_L_0						
57 D	18.63	4.3200E-05	163.2	93.13	179.2	93.50	UL-RL	8.6200E+04	-11.20	0.000	
1.000	1.000	93.13	0.000	0.000	DI2_165_168_L_0						
58 D	14.16	4.0073E-05	166.4	94.43	182.4	95.06	UL-RL	8.6200E+04	-11.40	0.000	
1.000	1.000	94.43	0.000	0.000	DI2_165_168_L_0						
59 D	4.754	3.8509E-05	168.0	95.07	184.0	95.84	UL-RL	8.6200E+04	-11.50	0.000	
1.000	1.000	95.07	0.000	0.000	DI2_165_168_L_0						

```
+-----------------------------------------------------------------------------------------------------------------------+
|                  PARATIEPLUS(TM)   NLS ENGINE RELEASE  2018.0    FULL VERSION  *Build date:Nov 13, 2017*              |
|                                                                                                                       |
|                                   NewProject.BaseDesignSection_28.SISMICAGEO_1273                                     |
|                                  Exe Time : 4 September 2018 18:05:33                                                 |
+-----------------------------------------------------------------------------------------------------------------------+
New Project


S T R E S S   R E S U L T S   F O R   G R O U P   N O.   3

WallElement_33                                                  :
ELEMENT TYPE    2 NO.OF ELEMENTS. IN THIS GROUP   58
C U R R E N T   T I M E   I S     3.0000

 WALL2D ELEMENT

   EL      TA          TB          MA          MB
-----------------------------------------------------
    1 -119.93      119.93     4.95247E-11 -23.986
    2 -117.42      117.42      23.986     -47.469
    3 -112.30      112.30      47.469     -69.928
    4 -104.41      104.41      69.928     -90.811
    5 -94.027      94.027      90.811     -109.62
    6 -83.730      83.730      109.62     -126.36
    7 -73.825      73.825      126.36     -141.13
    8 -64.332      64.332      141.13     -153.99
    9 -55.256      55.256      153.99     -165.04
   10 -46.597      46.597      165.04     -174.36
   11 -38.344      38.344      174.36     -182.03
   12 -30.486      30.486      182.03     -188.13
   13 -23.008      23.008      188.13     -192.73
   14 -15.890      15.890      192.73     -195.91
   15 -9.1138      9.1138      195.91     -197.73
   16 -2.6600      2.6600      197.73     -198.26
   17  3.4924     -3.4924      198.26     -197.57
   18  9.3644     -9.3644      197.57     -195.69
   19  14.622     -14.622      195.69     -192.77
   20  19.263     -19.263      192.77     -188.92
   21  23.334     -23.334      188.92     -184.25
   22  26.879     -26.879      184.25     -178.87
   23  29.938     -29.938      178.87     -172.89
   24  32.555     -32.555      172.89     -166.37
   25  34.768     -34.768      166.37     -159.42
   26  37.874     -37.874      159.42     -151.85
   27  40.243     -40.243      151.85     -143.80
   28  41.953     -41.953      143.80     -135.41
   29  43.078     -43.078      135.41     -126.79
   30  43.627     -43.627      126.79     -118.07
   31  43.603     -43.603      118.07     -109.35
   32  43.106     -43.106      109.35     -100.72
   33  42.209     -42.209      100.72     -92.282
   34  40.976     -40.976      92.282     -84.087
   35  39.479     -39.479      84.087     -76.191
   36  37.775     -37.775      76.191     -68.637
   37  35.908     -35.908      68.637     -61.455
   38  33.916     -33.916      61.455     -54.672
   39  31.834     -31.834      54.672     -48.305
   40  29.697     -29.697      48.305     -42.366
   41  27.530     -27.530      42.366     -36.860
   42  25.358     -25.358      36.860     -31.788
   43  23.201     -23.201      31.788     -27.148
   44  21.076     -21.076      27.148     -22.933
   45  18.999     -18.999      22.933     -19.133
   46  16.983     -16.983      19.133     -15.736
   47  15.038     -15.038      15.736     -12.729
   48  13.172     -13.172      12.729     -10.094
   49  11.394     -11.394      10.094     -7.8156
   50  9.7088     -9.7088      7.8156     -5.8738
   51  8.1203     -8.1203      5.8738     -4.2497
   52  6.6321     -6.6321      4.2497     -2.9234
```

53	5.2467	-5.2467	2.9234	-1.8740
54	3.9657	-3.9657	1.8740	-1.0809
55	2.7901	-2.7901	1.0809	-0.52287
56	1.7283	-1.7283	0.52287	-0.17722
57	0.79291	-0.79291	0.17722	-1.86371E-02
58	0.18635	-0.18635	1.86371E-02	2.30405E-12

```
+-----------------------------------------------------------------------------------------------------------------------+
|                  PARATIEPLUS(TM)   NLS ENGINE RELEASE  2018.0    FULL VERSION  *Build date:Nov 13, 2017*              |
|                                                                                                                       |
|                                   NewProject.BaseDesignSection_28.SISMICAGEO_1273                                     |
|                                  Exe Time : 4 September 2018 18:05:33                                                 |
+-----------------------------------------------------------------------------------------------------------------------+
New Project


S T R E S S   R E S U L T S   F O R   G R O U P   N O.   4

Tieback_175                                                  :
ELEMENT TYPE    6 NO.OF ELEMENTS. IN THIS GROUP    1
C U R R E N T   T I M E   I S      3.0000

 POST-TENSION 2D-BOUNDARY ELEMENT

         EL    FORCE          d0          EDISPL     pl. eps          K     -ve limit   +ve limit
-------------------------------------------------------------------------------------------------------
ANCHOR    1   138.50     -1.48346E-03 -1.48346E-03   0.0000       0.0000       0.0000       0.0000     BORN NOW JUST
ACTIVATED

ITER     0 RNORM = 0.000     RMNORM= 0.000
           RINORM=0.2593E+06 RIMNOR=0.1645E+07
           RENORM= 2265.     REMNOR=0.1827E-19 RATIO =0.9346E-01 TOLER =0.1000E-03  NOT CONVERGED
           RFMAX = 119.9     RMMAX = 198.3
           RTSMAL=0.1000E-02 RMSMAL=0.1000E-02
           RDT   =0.2593E+06 RDR   =0.1645E+07
           RATIOT=0.9346E-01 RATIOR= 0.000
           MAX UN= 11.99     IEQ=    69 NODE     35 DOF   1  Y-DISPL.F
           MIN UN=-.1030E-08 IEQ=     7 NODE      4 DOF   1  Y-DISPL.F
           NO. OF CONTACT CONSTRAINT VIOLATIONS     0


ITER     2 RNORM = 0.000     RMNORM= 0.000
           RINORM=0.2593E+06 RIMNOR=0.1645E+07
           RENORM= 316.4     REMNOR=0.4397E-18 RATIO =0.3493E-01 TOLER =0.1000E-03  NOT CONVERGED
           RFMAX = 119.9     RMMAX = 198.3
           RTSMAL=0.1000E-02 RMSMAL=0.1000E-02
           RDT   =0.2593E+06 RDR   =0.1645E+07
           RATIOT=0.3493E-01 RATIOR= 0.000
           MAX UN= 8.085     IEQ=    73 NODE     37 DOF   1  Y-DISPL.F
           MIN UN=-.2352E-08 IEQ=    23 NODE     12 DOF   1  Y-DISPL.F
           NO. OF CONTACT CONSTRAINT VIOLATIONS     0


ITER     3 RNORM = 0.000     RMNORM= 0.000
           RINORM=0.2593E+06 RIMNOR=0.1645E+07
           RENORM= 18.62     REMNOR=0.4551E-18 RATIO =0.8474E-02 TOLER =0.1000E-03  NOT CONVERGED
           RFMAX = 119.9     RMMAX = 198.3
           RTSMAL=0.1000E-02 RMSMAL=0.1000E-02
           RDT   =0.2593E+06 RDR   =0.1645E+07
           RATIOT=0.8474E-02 RATIOR= 0.000
           MAX UN= 2.023     IEQ=    79 NODE     40 DOF   1  Y-DISPL.F
           MIN UN=-.2562E-08 IEQ=    49 NODE     25 DOF   1  Y-DISPL.F
           NO. OF CONTACT CONSTRAINT VIOLATIONS     0


ITER     4 RNORM = 0.000     RMNORM= 0.000
           RINORM=0.2593E+06 RIMNOR=0.1645E+07
           RENORM=0.1877     REMNOR=0.1707E-18 RATIO =0.8508E-03 TOLER =0.1000E-03  NOT CONVERGED
           RFMAX = 119.9     RMMAX = 198.3
           RTSMAL=0.1000E-02 RMSMAL=0.1000E-02
           RDT   =0.2593E+06 RDR   =0.1645E+07
           RATIOT=0.8508E-03 RATIOR= 0.000
           MAX UN=0.2814     IEQ=    33 NODE     17 DOF   1  Y-DISPL.F
           MIN UN=-.2348E-08 IEQ=    59 NODE     30 DOF   1  Y-DISPL.F
           NO. OF CONTACT CONSTRAINT VIOLATIONS     0


ITER     5 RNORM = 0.000     RMNORM= 0.000
```

```
RINORM=0.2593E+06 RIMNOR=0.1645E+07
RENORM=0.4776E-16 REMNOR=0.1876E-18 RATIO =0.1357E-10 TOLER =0.1000E-03      CONVERGED !
RFMAX = 119.9     RMMAX = 198.3
RTSMAL=0.1000E-02 RMSMAL=0.1000E-02
RDT   =0.2593E+06 RDR   =0.1645E+07
RATIOT=0.1357E-10 RATIOR= 0.000
MAX UN=0.2649E-08 IEQ=    75 NODE     38 DOF   1  Y-DISPL.F
MIN UN=-.2056E-08 IEQ=    43 NODE     22 DOF   1  Y-DISPL.F
NO. OF CONTACT CONSTRAINT VIOLATIONS     0
```

```
+-------------------------------------------------------------------------------------------------------------------------+
|                   PARATIEPLUS(TM)   NLS ENGINE RELEASE  2018.0    FULL VERSION  *Build date:Nov 13, 2017*               |
|                                                                                                                         |
|                                    NewProject.BaseDesignSection_28.SISMICAGEO_1273                                      |
|                                   Exe Time : 4 September 2018 18:05:33                                                  |
+-------------------------------------------------------------------------------------------------------------------------+
New Project
SOLUTION REACHED USING     5 ITERATIONS ON   40

P R I N T   O U T   F O R   T I M E   S T E P    4     ( AT TIME   4.000     )

PRINT OUT OF ACTIVE COMPONENTS (FIXED NODES ARE NOT PRINTED OUT)

          Y-DISPL.F        X-ROT. F
            (02)             (04)           (
    1   2.9895538E-04   5.6081015E-04
    2   4.1105124E-04   5.5981753E-04
    3   5.2275019E-04   5.5684184E-04
    4   6.3365664E-04   5.5189619E-04
    5   7.4338026E-04   5.4502449E-04
    6   8.5154376E-04   5.3631257E-04
    7   9.5778958E-04   5.2586502E-04
    8   1.0617809E-03   5.1378382E-04
    9   1.1632008E-03   5.0016790E-04
   10   1.2617521E-03   4.8511291E-04
   11   1.3571562E-03   4.6871115E-04
   12   1.4491527E-03   4.5105175E-04
   13   1.5374988E-03   4.3222081E-04
   14   1.6219685E-03   4.1230166E-04
   15   1.7023523E-03   3.9137516E-04
   16   1.7784566E-03   3.6952003E-04
   17   1.8501039E-03   3.4681308E-04
   18   1.9171306E-03   3.2333248E-04
   19   1.9793907E-03   2.9916024E-04
   20   2.0367544E-03   2.7438310E-04
   21   2.0891095E-03   2.4909254E-04
   22   2.1363633E-03   2.2338415E-04
   23   2.1784420E-03   1.9735839E-04
   24   2.2152925E-03   1.7112011E-04
   25   2.2468832E-03   1.4477870E-04
   26   2.2732047E-03   1.1844805E-04
   27   2.2942704E-03   9.2239192E-05
   28   2.3101155E-03   6.6259550E-05
   29   2.3207970E-03   4.0620976E-05
   30   2.3263944E-03   1.5439209E-05
   31   2.3270111E-03  -9.1659978E-06
   32   2.3227747E-03  -3.3070772E-05
   33   2.3138380E-03  -5.6147791E-05
   34   2.3003795E-03  -7.8265762E-05
   35   2.2826046E-03  -9.9289889E-05
   36   2.2607457E-03  -1.1908174E-04
   37   2.2350620E-03  -1.3752333E-04
   38   2.2058317E-03  -1.5453666E-04
   39   2.1733455E-03  -1.7007818E-04
   40   2.1378992E-03  -1.8413913E-04
   41   2.0997868E-03  -1.9674546E-04
   42   2.0592939E-03  -2.0795780E-04
   43   2.0166913E-03  -2.1785628E-04
   44   1.9722335E-03  -2.2652348E-04
   45   1.9261587E-03  -2.3404251E-04
   46   1.8786877E-03  -2.4049685E-04
   47   1.8300254E-03  -2.4596991E-04
   48   1.7803596E-03  -2.5054499E-04
   49   1.7298617E-03  -2.5430503E-04
   50   1.6786867E-03  -2.5733252E-04
   51   1.6269723E-03  -2.5970943E-04
   52   1.5748396E-03  -2.6151701E-04
   53   1.5223994E-03  -2.6283561E-04
   54   1.4697352E-03  -2.6374508E-04
   55   1.4169234E-03  -2.6432410E-04
   56   1.3640224E-03  -2.6464997E-04
```

```
57   1.3110753E-03  -2.6479794E-04
58   1.2581103E-03  -2.6484098E-04
59   1.2316234E-03  -2.6484311E-04
```

```
+-------------------------------------------------------------------------------------------------------------------------------+
|                   PARATIEPLUS(TM)   NLS ENGINE RELEASE  2018.0    FULL VERSION  *Build date:Nov 13, 2017*                    |
|                                                                                                                               |
|                                    NewProject.BaseDesignSection_28.SISMICAGEO_1273                                            |
|                                   Exe Time : 4 September 2018 18:05:33                                                        |
+-------------------------------------------------------------------------------------------------------------------------------+
New Project


S T R E S S   R E S U L T S   F O R   G R O U P   N O.   1

0_L                                                              :
ELEMENT TYPE    5 NO.OF ELEMENTS. IN THIS GROUP   59
C U R R E N T   T I M E   I S      4.0000

 HARDENING 2D SOIL ELEMENT

 ****** TOTAL STRESS FORMULATION *****

  EL *   FORCE     DISPL-Y  VERTICAL-P  HORIZON.-P     MAX-V-P     MAX-H-P          STATE   STIFFNESS Z-LEVEL      PORE
E FACTOR    UFACTOR       Peq          Su_a        Su_p     LAYER
 ------------------------------------------------------------------------------------------------------------------------------
-------------------------------------------------------------------------------------------
   1 D  1.7380E-03 -2.9896E-04  4.2494E-02  1.7380E-02  4.2494E-02   1.633          ACTIVE   0.000       0.000       0.000
1.000       1.000      1.7380E-02   0.000       0.000     DI1_164_167_L_0
   2 D  0.2687     -4.1105E-04   3.284       1.343       3.284       12.57         ACTIVE   0.000     -0.2000       0.000
1.000       1.000       1.343       0.000       0.000     DI1_164_167_L_0
   3 D   1.347     -5.2275E-04   6.689       6.737       6.689       25.59          UL-RL   9788.     -0.4000       0.000
1.000       1.000       6.737       0.000       0.000     DI1_164_167_L_0
   4 D   4.062     -6.3366E-04   10.30       20.31       10.30       39.42          UL-RL   9788.     -0.6000       0.000
1.000       1.000       20.31       0.000       0.000     DI1_164_167_L_0
   5 D   6.514     -7.4338E-04   14.07       32.57       14.07       51.93          UL-RL   9788.     -0.8000       0.000
1.000       1.000       32.57       0.000       0.000     DI1_164_167_L_0
   6 D   6.374     -8.5154E-04   17.90       31.87       17.90       51.48          UL-RL   9788.      -1.000       0.000
1.000       1.000       31.87       0.000       0.000     DI1_164_167_L_0
   7 D   6.194     -9.5779E-04   21.73       30.97       21.73       50.83          UL-RL   9788.      -1.200       0.000
1.000       1.000       30.97       0.000       0.000     DI1_164_167_L_0
   8 D   5.995     -1.0618E-03   25.59       29.98       25.59       50.09          UL-RL   9788.      -1.400       0.000
1.000       1.000       29.98       0.000       0.000     DI1_164_167_L_0
   9 D   5.790     -1.1632E-03   29.87       28.95       29.87       49.30          UL-RL   9788.      -1.600       0.000
1.000       1.000       28.95       0.000       0.000     DI1_164_167_L_0
  10 D   5.587     -1.2618E-03   33.96       27.94       33.96       48.53          UL-RL   9788.      -1.800       0.000
1.000       1.000       27.94       0.000       0.000     DI1_164_167_L_0
  11 D   5.394     -1.3572E-03   37.91       26.97       37.91       47.81          UL-RL   9788.      -2.000       0.000
1.000       1.000       26.97       0.000       0.000     DI1_164_167_L_0
  12 D   5.215     -1.4492E-03   41.75       26.08       41.75       47.14          UL-RL   9788.      -2.200       0.000
1.000       1.000       26.08       0.000       0.000     DI1_164_167_L_0
  13 D   5.053     -1.5375E-03   45.50       25.27       45.50       46.56          UL-RL   9788.      -2.400       0.000
1.000       1.000       25.27       0.000       0.000     DI1_164_167_L_0
  14 D   4.911     -1.6220E-03   49.18       24.55       49.18       46.06          UL-RL   9788.      -2.600       0.000
1.000       1.000       24.55       0.000       0.000     DI1_164_167_L_0
  15 D   4.789     -1.7024E-03   52.81       23.95       52.81       45.66          UL-RL   9788.      -2.800       0.000
1.000       1.000       23.95       0.000       0.000     DI1_164_167_L_0
  16 D   4.690     -1.7785E-03   56.40       23.45       56.40       45.36          UL-RL   9788.      -3.000       0.000
1.000       1.000       23.45       0.000       0.000     DI1_164_167_L_0
  17 D   4.916     -1.8501E-03   60.10       24.58       60.10       45.16          ACTIVE   0.000      -3.200       0.000
1.000       1.000       24.58       0.000       0.000     DI1_164_167_L_0
  18 D   5.203     -1.9171E-03   63.60       26.01       63.60       45.07          ACTIVE   0.000      -3.400       0.000
1.000       1.000       26.01       0.000       0.000     DI1_164_167_L_0
  19 D   5.487     -1.9794E-03   67.08       27.44       67.08       45.08          ACTIVE   0.000      -3.600       0.000
1.000       1.000       27.44       0.000       0.000     DI1_164_167_L_0
  20 D   5.770     -2.0368E-03   70.54       28.85       70.54       45.19          ACTIVE   0.000      -3.800       0.000
1.000       1.000       28.85       0.000       0.000     DI1_164_167_L_0
  21 D   6.041     -2.0891E-03   73.85       30.20       73.85       45.41          ACTIVE   0.000      -4.000       0.000
1.000       1.000       30.20       0.000       0.000     DI1_164_167_L_0
  22 D   6.321     -2.1364E-03   77.28       31.61       77.28       45.73          ACTIVE   0.000      -4.200       0.000
1.000       1.000       31.61       0.000       0.000     DI1_164_167_L_0
  23 D   6.600     -2.1784E-03   80.69       33.00       80.69       46.16          ACTIVE   0.000      -4.400       0.000
1.000       1.000       33.00       0.000       0.000     DI1_164_167_L_0
  24 D   6.879     -2.2153E-03   84.09       34.39       84.09       46.67          ACTIVE   0.000      -4.600       0.000
1.000       1.000       34.39       0.000       0.000     DI1_164_167_L_0
```

25 D	7.156	-2.2469E-03	87.48	35.78	87.48	47.28	ACTIVE	0.000	-4.800	0.000	
1.000	1.000	35.78	0.000	0.000	DI1_164_167_L_0						
26 D	6.511	-2.2732E-03	90.86	32.55	90.86	50.99	ACTIVE	0.000	-5.000	0.000	
1.000	1.000	32.55	0.000	0.000	DI2_165_168_L_0						
27 D	6.759	-2.2943E-03	94.22	33.80	94.22	50.80	ACTIVE	0.000	-5.200	0.000	
1.000	1.000	33.80	0.000	0.000	DI2_165_168_L_0						
28 D	7.007	-2.3101E-03	97.58	35.04	97.58	50.79	ACTIVE	0.000	-5.400	0.000	
1.000	1.000	35.04	0.000	0.000	DI2_165_168_L_0						
29 D	7.255	-2.3208E-03	100.9	36.27	100.9	50.95	ACTIVE	0.000	-5.600	0.000	
1.000	1.000	36.27	0.000	0.000	DI2_165_168_L_0						
30 D	7.502	-2.3264E-03	104.3	37.51	104.3	51.80	ACTIVE	0.000	-5.800	0.000	
1.000	1.000	37.51	0.000	0.000	DI2_165_168_L_0						
31 D	7.748	-2.3270E-03	107.6	38.74	107.6	53.32	ACTIVE	0.000	-6.000	0.000	
1.000	1.000	38.74	0.000	0.000	DI2_165_168_L_0						
32 D	7.970	-2.3228E-03	110.6	39.85	110.6	54.83	ACTIVE	0.000	-6.200	0.000	
1.000	1.000	39.85	0.000	0.000	DI2_165_168_L_0						
33 D	8.193	-2.3138E-03	113.7	40.97	113.7	56.35	ACTIVE	0.000	-6.400	0.000	
1.000	1.000	40.97	0.000	0.000	DI2_165_168_L_0						
34 D	8.417	-2.3004E-03	116.7	42.09	116.7	57.88	ACTIVE	0.000	-6.600	0.000	
1.000	1.000	42.09	0.000	0.000	DI2_165_168_L_0						
35 D	8.641	-2.2826E-03	119.7	43.21	119.7	59.41	ACTIVE	0.000	-6.800	0.000	
1.000	1.000	43.21	0.000	0.000	DI2_165_168_L_0						
36 D	8.866	-2.2607E-03	122.8	44.33	122.8	60.94	ACTIVE	0.000	-7.000	0.000	
1.000	1.000	44.33	0.000	0.000	DI2_165_168_L_0						
37 D	9.092	-2.2351E-03	125.8	45.46	125.8	62.47	ACTIVE	0.000	-7.200	0.000	
1.000	1.000	45.46	0.000	0.000	DI2_165_168_L_0						
38 D	9.318	-2.2058E-03	128.9	46.59	128.9	64.01	ACTIVE	0.000	-7.400	0.000	
1.000	1.000	46.59	0.000	0.000	DI2_165_168_L_0						
39 D	9.545	-2.1733E-03	132.0	47.72	132.0	65.55	ACTIVE	0.000	-7.600	0.000	
1.000	1.000	47.72	0.000	0.000	DI2_165_168_L_0						
40 D	9.772	-2.1379E-03	135.0	48.86	135.0	67.09	ACTIVE	0.000	-7.800	0.000	
1.000	1.000	48.86	0.000	0.000	DI2_165_168_L_0						
41 D	9.999	-2.0998E-03	138.1	50.00	138.1	68.64	ACTIVE	0.000	-8.000	0.000	
1.000	1.000	50.00	0.000	0.000	DI2_165_168_L_0						
42 D	10.23	-2.0593E-03	141.2	51.14	141.2	70.18	ACTIVE	0.000	-8.200	0.000	
1.000	1.000	51.14	0.000	0.000	DI2_165_168_L_0						
43 D	10.46	-2.0167E-03	144.3	52.28	144.3	71.73	ACTIVE	0.000	-8.400	0.000	
1.000	1.000	52.28	0.000	0.000	DI2_165_168_L_0						
44 D	10.68	-1.9722E-03	147.4	53.42	147.4	73.28	ACTIVE	0.000	-8.600	0.000	
1.000	1.000	53.42	0.000	0.000	DI2_165_168_L_0						
45 D	10.91	-1.9262E-03	150.5	54.57	150.5	74.83	ACTIVE	0.000	-8.800	0.000	
1.000	1.000	54.57	0.000	0.000	DI2_165_168_L_0						
46 D	11.14	-1.8787E-03	153.6	55.71	153.6	76.38	ACTIVE	0.000	-9.000	0.000	
1.000	1.000	55.71	0.000	0.000	DI2_165_168_L_0						
47 D	11.37	-1.8300E-03	156.7	56.86	156.7	77.93	ACTIVE	0.000	-9.200	0.000	
1.000	1.000	56.86	0.000	0.000	DI2_165_168_L_0						
48 D	11.60	-1.7804E-03	159.8	58.01	159.8	79.48	ACTIVE	0.000	-9.400	0.000	
1.000	1.000	58.01	0.000	0.000	DI2_165_168_L_0						
49 D	11.83	-1.7299E-03	163.0	59.16	163.0	81.04	ACTIVE	0.000	-9.600	0.000	
1.000	1.000	59.16	0.000	0.000	DI2_165_168_L_0						
50 D	12.06	-1.6787E-03	166.1	60.32	166.1	82.59	ACTIVE	0.000	-9.800	0.000	
1.000	1.000	60.32	0.000	0.000	DI2_165_168_L_0						
51 D	12.29	-1.6270E-03	169.2	61.47	169.2	84.15	ACTIVE	0.000	-10.00	0.000	
1.000	1.000	61.47	0.000	0.000	DI2_165_168_L_0						
52 D	12.52	-1.5748E-03	172.3	62.62	172.3	85.71	ACTIVE	0.000	-10.20	0.000	
1.000	1.000	62.62	0.000	0.000	DI2_165_168_L_0						
53 D	12.76	-1.5224E-03	175.5	63.78	175.5	87.27	ACTIVE	0.000	-10.40	0.000	
1.000	1.000	63.78	0.000	0.000	DI2_165_168_L_0						
54 D	12.99	-1.4697E-03	178.6	64.94	178.6	88.82	ACTIVE	0.000	-10.60	0.000	
1.000	1.000	64.94	0.000	0.000	DI2_165_168_L_0						
55 D	13.22	-1.4169E-03	181.8	66.10	181.8	90.38	ACTIVE	0.000	-10.80	0.000	
1.000	1.000	66.10	0.000	0.000	DI2_165_168_L_0						
56 D	13.45	-1.3640E-03	184.9	67.26	184.9	91.94	ACTIVE	0.000	-11.00	0.000	
1.000	1.000	67.26	0.000	0.000	DI2_165_168_L_0						
57 D	13.68	-1.3111E-03	188.0	68.42	188.0	93.50	ACTIVE	0.000	-11.20	0.000	
1.000	1.000	68.42	0.000	0.000	DI2_165_168_L_0						
58 D	10.44	-1.2581E-03	191.2	69.58	191.2	95.06	ACTIVE	0.000	-11.40	0.000	
1.000	1.000	69.58	0.000	0.000	DI2_165_168_L_0						
59 D	3.508	-1.2316E-03	192.8	70.16	192.8	95.84	ACTIVE	0.000	-11.50	0.000	
1.000	1.000	70.16	0.000	0.000	DI2_165_168_L_0						

```
+-----------------------------------------------------------------------------------------------------------------------+
|                  PARATIEPLUS(TM)   NLS ENGINE RELEASE  2018.0    FULL VERSION  *Build date:Nov 13, 2017*              |
|                                                                                                                       |
|                                   NewProject.BaseDesignSection_28.SISMICAGEO_1273                                     |
|                                  Exe Time : 4 September 2018 18:05:33                                                 |
+-----------------------------------------------------------------------------------------------------------------------+
New Project


S T R E S S   R E S U L T S   F O R   G R O U P   N O.   2

0_R                                                                  :
ELEMENT TYPE    5 NO.OF ELEMENTS. IN THIS GROUP   59
C U R R E N T   T I M E   I S     4.0000

 HARDENING 2D SOIL ELEMENT

 ****** TOTAL STRESS FORMULATION *****

 EL *   FORCE     DISPL-Y  VERTICAL-P  HORIZON.-P     MAX-V-P     MAX-H-P          STATE   STIFFNESS Z-LEVEL      PORE
E FACTOR    UFACTOR       Peq          Su_a        Su_p     LAYER
 ---------------------------------------------------------------------------------------------------------------------------
-----------------------------------------------------------------------------------------------
   1     0.000         --          --          --          --          --          REMOVED     --        0.000       0.000
1.000       1.000       0.000       0.000       0.000     not available
   2     0.000         --          --          --          --          --          REMOVED     --      -0.2000       0.000
1.000       1.000       0.000       0.000       0.000     not available
   3     0.000         --          --          --          --          --          REMOVED     --      -0.4000       0.000
1.000       1.000       0.000       0.000       0.000     not available
   4     0.000         --          --          --          --          --          REMOVED     --      -0.6000       0.000
1.000       1.000       0.000       0.000       0.000     not available
   5     0.000         --          --          --          --          --          REMOVED     --      -0.8000       0.000
1.000       1.000       0.000       0.000       0.000     not available
   6     0.000         --          --          --          --          --          REMOVED     --       -1.000       0.000
1.000       1.000       0.000       0.000       0.000     not available
   7     0.000         --          --          --          --          --          REMOVED     --       -1.200       0.000
1.000       1.000       0.000       0.000       0.000     not available
   8     0.000         --          --          --          --          --          REMOVED     --       -1.400       0.000
1.000       1.000       0.000       0.000       0.000     not available
   9     0.000         --          --          --          --          --          REMOVED     --       -1.600       0.000
1.000       1.000       0.000       0.000       0.000     not available
  10     0.000         --          --          --          --          --          REMOVED     --       -1.800       0.000
1.000       1.000       0.000       0.000       0.000     not available
  11     0.000         --          --          --          --          --          REMOVED     --       -2.000       0.000
1.000       1.000       0.000       0.000       0.000     not available
  12     0.000         --          --          --          --          --          REMOVED     --       -2.200       0.000
1.000       1.000       0.000       0.000       0.000     not available
  13     0.000         --          --          --          --          --          REMOVED     --       -2.400       0.000
1.000       1.000       0.000       0.000       0.000     not available
  14     0.000         --          --          --          --          --          REMOVED     --       -2.600       0.000
1.000       1.000       0.000       0.000       0.000     not available
  15     0.000         --          --          --          --          --          REMOVED     --       -2.800       0.000
1.000       1.000       0.000       0.000       0.000     not available
  16     0.000         --          --          --          --          --          REMOVED     --       -3.000       0.000
1.000       1.000       0.000       0.000       0.000     not available
  17     0.000         --          --          --          --          --          REMOVED     --       -3.200       0.000
1.000       1.000       0.000       0.000       0.000     not available
  18     0.000         --          --          --          --          --          REMOVED     --       -3.400       0.000
1.000       1.000       0.000       0.000       0.000     not available
  19     0.000         --          --          --          --          --          REMOVED     --       -3.600       0.000
1.000       1.000       0.000       0.000       0.000     not available
  20     0.000         --          --          --          --          --          REMOVED     --       -3.800       0.000
1.000       1.000       0.000       0.000       0.000     not available
  21     0.000         --          --          --          --          --          REMOVED     --       -4.000       0.000
1.000       1.000       0.000       0.000       0.000     not available
  22     0.000         --          --          --          --          --          REMOVED     --       -4.200       0.000
1.000       1.000       0.000       0.000       0.000     not available
  23     0.000         --          --          --          --          --          REMOVED     --       -4.400       0.000
1.000       1.000       0.000       0.000       0.000     not available
  24     0.000         --          --          --          --          --          REMOVED     --       -4.600       0.000
1.000       1.000       0.000       0.000       0.000     not available
```

25	0.000	--	--	--	--	--	REMOVED	--	-4.800	0.000	
1.000	1.000	0.000	0.000	0.000	not available						
26	0.000	--	--	--	--	--	REMOVED	--	-5.000	0.000	
1.000	1.000	0.000	0.000	0.000	not available						
27	0.000	--	--	--	--	--	REMOVED	--	-5.200	0.000	
1.000	1.000	0.000	0.000	0.000	not available						
28	0.000	--	--	--	--	--	REMOVED	--	-5.400	0.000	
1.000	1.000	0.000	0.000	0.000	not available						
29	0.000	--	--	--	--	--	REMOVED	--	-5.600	0.000	
1.000	1.000	0.000	0.000	0.000	not available						
30	0.000	--	--	--	--	--	REMOVED	--	-5.800	0.000	
1.000	1.000	0.000	0.000	0.000	not available						
31	0.000	--	--	--	--	--	REMOVED	--	-6.000	0.000	
1.000	1.000	0.000	0.000	0.000	not available						
32	0.000	--	--	--	--	--	REMOVED	--	-6.200	0.000	
1.000	1.000	0.000	0.000	0.000	not available						
33	0.000	--	--	--	--	--	REMOVED	--	-6.400	0.000	
1.000	1.000	0.000	0.000	0.000	not available						
34	0.000	--	--	--	--	--	REMOVED	--	-6.600	0.000	
1.000	1.000	0.000	0.000	0.000	not available						
35	0.000	--	--	--	--	--	REMOVED	--	-6.800	0.000	
1.000	1.000	0.000	0.000	0.000	not available						
36 D	2.980	2.2607E-03	3.200	14.90	112.0	61.98	PASSIVE	0.000	-7.000	0.000	
1.000	1.000	14.90	0.000	0.000	DI2_165_168_L_0						
37 D	5.345	2.2351E-03	6.400	26.72	115.2	63.72	PASSIVE	0.000	-7.200	0.000	
1.000	1.000	26.72	0.000	0.000	DI2_165_168_L_0						
38 D	7.709	2.2058E-03	9.600	38.55	118.4	65.41	PASSIVE	0.000	-7.400	0.000	
1.000	1.000	38.55	0.000	0.000	DI2_165_168_L_0						
39 D	10.07	2.1733E-03	12.80	50.37	121.6	67.07	PASSIVE	0.000	-7.600	0.000	
1.000	1.000	50.37	0.000	0.000	DI2_165_168_L_0						
40 D	12.44	2.1379E-03	16.00	62.20	124.8	68.70	PASSIVE	0.000	-7.800	0.000	
1.000	1.000	62.20	0.000	0.000	DI2_165_168_L_0						
41 D	14.80	2.0998E-03	19.20	74.02	128.0	74.02	PASSIVE	0.000	-8.000	0.000	
1.000	1.000	74.02	0.000	0.000	DI2_165_168_L_0						
42 D	15.29	2.0593E-03	22.40	76.47	131.2	76.47	V-C	1.3182E+04	-8.200	0.000	
1.000	1.000	76.47	0.000	0.000	DI2_165_168_L_0						
43 D	15.57	2.0167E-03	25.60	77.83	134.4	77.83	V-C	1.3182E+04	-8.400	0.000	
1.000	1.000	77.83	0.000	0.000	DI2_165_168_L_0						
44 D	15.82	1.9722E-03	28.80	79.09	137.6	79.09	V-C	1.3182E+04	-8.600	0.000	
1.000	1.000	79.09	0.000	0.000	DI2_165_168_L_0						
45 D	16.06	1.9262E-03	32.00	80.28	140.8	80.28	V-C	1.3182E+04	-8.800	0.000	
1.000	1.000	80.28	0.000	0.000	DI2_165_168_L_0						
46 D	16.28	1.8787E-03	35.20	81.41	144.0	81.41	V-C	1.3182E+04	-9.000	0.000	
1.000	1.000	81.41	0.000	0.000	DI2_165_168_L_0						
47 D	16.50	1.8300E-03	38.40	82.48	147.2	82.48	V-C	1.3182E+04	-9.200	0.000	
1.000	1.000	82.48	0.000	0.000	DI2_165_168_L_0						
48 D	16.70	1.7804E-03	41.60	83.51	150.4	83.51	V-C	1.3182E+04	-9.400	0.000	
1.000	1.000	83.51	0.000	0.000	DI2_165_168_L_0						
49 D	16.90	1.7299E-03	44.80	84.50	153.6	84.50	V-C	1.3182E+04	-9.600	0.000	
1.000	1.000	84.50	0.000	0.000	DI2_165_168_L_0						
50 D	17.09	1.6787E-03	48.00	85.46	156.8	85.46	V-C	1.3182E+04	-9.800	0.000	
1.000	1.000	85.46	0.000	0.000	DI2_165_168_L_0						
51 D	17.28	1.6270E-03	51.20	86.39	160.0	86.39	V-C	1.3182E+04	-10.00	0.000	
1.000	1.000	86.39	0.000	0.000	DI2_165_168_L_0						
52 D	17.46	1.5748E-03	54.40	87.30	163.2	87.30	V-C	1.3182E+04	-10.20	0.000	
1.000	1.000	87.30	0.000	0.000	DI2_165_168_L_0						
53 D	17.64	1.5224E-03	57.60	88.19	166.4	88.19	V-C	1.3182E+04	-10.40	0.000	
1.000	1.000	88.19	0.000	0.000	DI2_165_168_L_0						
54 D	17.81	1.4697E-03	60.80	89.06	169.6	89.09	UL-RL	2.1091E+04	-10.60	0.000	
1.000	1.000	89.06	0.000	0.000	DI2_165_168_L_0						
55 D	17.92	1.4169E-03	64.00	89.61	172.8	90.49	UL-RL	2.1091E+04	-10.80	0.000	
1.000	1.000	89.61	0.000	0.000	DI2_165_168_L_0						
56 D	18.02	1.3640E-03	67.20	90.10	176.0	91.94	UL-RL	2.1091E+04	-11.00	0.000	
1.000	1.000	90.10	0.000	0.000	DI2_165_168_L_0						
57 D	18.11	1.3111E-03	70.40	90.53	179.2	93.50	UL-RL	2.1091E+04	-11.20	0.000	
1.000	1.000	90.53	0.000	0.000	DI2_165_168_L_0						
58 D	13.64	1.2581E-03	73.60	90.94	182.4	95.06	UL-RL	2.1091E+04	-11.40	0.000	
1.000	1.000	90.94	0.000	0.000	DI2_165_168_L_0						
59 D	4.557	1.2316E-03	75.20	91.14	184.0	95.84	UL-RL	2.1091E+04	-11.50	0.000	
1.000	1.000	91.14	0.000	0.000	DI2_165_168_L_0						

```
+-----------------------------------------------------------------------------------------------------------------------+
|                  PARATIEPLUS(TM)   NLS ENGINE RELEASE  2018.0    FULL VERSION  *Build date:Nov 13, 2017*              |
|                                                                                                                       |
|                                   NewProject.BaseDesignSection_28.SISMICAGEO_1273                                     |
|                                  Exe Time : 4 September 2018 18:05:33                                                 |
+-----------------------------------------------------------------------------------------------------------------------+
New Project


S T R E S S   R E S U L T S   F O R   G R O U P   N O.   3

WallElement_33                                                  :
ELEMENT TYPE    2 NO.OF ELEMENTS. IN THIS GROUP   58
C U R R E N T   T I M E   I S     4.0000

 WALL2D ELEMENT

   EL      TA          TB          MA          MB
-----------------------------------------------------
    1 -122.32      122.32     1.14031E-12 -24.463
    2 -122.05      122.05      24.463     -48.873
    3 -120.70      120.70      48.873     -73.014
    4 -116.64      116.64      73.014     -96.341
    5 -110.12      110.12      96.341     -118.37
    6 -103.75      103.75      118.37     -139.12
    7 -97.557      97.557      139.12     -158.63
    8 -91.561      91.561      158.63     -176.94
    9 -85.772      85.772      176.94     -194.09
   10 -80.185      80.185      194.09     -210.13
   11 -74.790      74.790      210.13     -225.09
   12 -69.575      69.575      225.09     -239.00
   13 -64.521      64.521      239.00     -251.91
   14 -59.610      59.610      251.91     -263.83
   15 -54.821      54.821      263.83     -274.80
   16 -50.132      50.132      274.80     -284.82
   17 -45.216      45.216      284.82     -293.86
   18 -40.013      40.013      293.86     -301.87
   19 -34.526      34.526      301.87     -308.77
   20 -28.756      28.756      308.77     -314.52
   21 -22.715      22.715      314.52     -319.07
   22 -16.394      16.394      319.07     -322.35
   23 -9.7936      9.7936      322.35     -324.30
   24 -2.9151      2.9151      324.30     -324.89
   25  4.2406     -4.2406      324.89     -324.04
   26  10.751     -10.751      324.04     -321.89
   27  17.511     -17.511      321.89     -318.39
   28  24.518     -24.518      318.39     -313.48
   29  31.773     -31.773      313.48     -307.13
   30  39.275     -39.275      307.13     -299.27
   31  47.023     -47.023      299.27     -289.87
   32  54.993     -54.993      289.87     -278.87
   33  63.187     -63.187      278.87     -266.23
   34  71.604     -71.604      266.23     -251.91
   35  80.245     -80.245      251.91     -235.86
   36  86.132     -86.132      235.86     -218.64
   37  89.879     -89.879      218.64     -200.66
   38  91.487     -91.487      200.66     -182.36
   39  90.958     -90.958      182.36     -164.17
   40  88.290     -88.290      164.17     -146.51
   41  83.485     -83.485      146.51     -129.82
   42  78.418     -78.418      129.82     -114.13
   43  73.308     -73.308      114.13     -99.472
   44  68.173     -68.173      99.472     -85.838
   45  63.029     -63.029      85.838     -73.232
   46  57.890     -57.890      73.232     -61.654
   47  52.766     -52.766      61.654     -51.100
   48  47.667     -47.667      51.100     -41.567
   49  42.600     -42.600      41.567     -33.047
   50  37.572     -37.572      33.047     -25.533
   51  32.588     -32.588      25.533     -19.015
   52  27.654     -27.654      19.015     -13.484
```

53	22.772	-22.772	13.484	-8.9299
54	17.948	-17.948	8.9299	-5.3402
55	13.246	-13.246	5.3402	-2.6910
56	8.6763	-8.6763	2.6910	-0.95572
57	4.2539	-4.2539	0.95572	-0.10494
58	1.0493	-1.0493	0.10494	-2.29096E-11

```
+-------------------------------------------------------------------------------------------------------------------------------+
|                   PARATIEPLUS(TM)   NLS ENGINE RELEASE  2018.0    FULL VERSION  *Build date:Nov 13, 2017*                    |
|                                                                                                                               |
|                                    NewProject.BaseDesignSection_28.SISMICAGEO_1273                                            |
|                                   Exe Time : 4 September 2018 18:05:33                                                        |
+-------------------------------------------------------------------------------------------------------------------------------+
New Project


S T R E S S    R E S U L T S    F O R    G R O U P    N O.    4

Tieback_175                                                 :
ELEMENT TYPE    6 NO.OF ELEMENTS. IN THIS GROUP    1
C U R R E N T    T I M E    I S      4.0000

 POST-TENSION 2D-BOUNDARY ELEMENT

         EL    FORCE          d0          EDISPL     pl. eps          K     -ve limit   +ve limit
-----------------------------------------------------------------------------------------------------------
 ANCHOR    1   141.24     -1.48346E-03  1.39990E-04   0.0000       1689.0       0.0000       0.0000     ELASTIC  ORIGINAL
YOUNG MODULUS

 ITER     0 RNORM = 0.000     RMNORM= 0.000
            RINORM=0.5228E+06 RIMNOR=0.5103E+07
            RENORM= 19.73     REMNOR=0.1876E-18 RATIO =0.6143E-02 TOLER =0.1000E-03  NOT CONVERGED
            RFMAX = 122.3     RMMAX = 324.9
            RTSMAL=0.1000E-02 RMSMAL=0.1000E-02
            RDT   =0.5228E+06 RDR   =0.5103E+07
            RATIOT=0.6143E-02 RATIOR= 0.000
            MAX UN=0.1845E-08 IEQ=    47 NODE     24 DOF   1  Y-DISPL.F
            MIN UN=-1.649     IEQ=    71 NODE     36 DOF   1  Y-DISPL.F
            NO. OF CONTACT CONSTRAINT VIOLATIONS     0


 ITER     2 RNORM = 0.000     RMNORM= 0.000
            RINORM=0.5228E+06 RIMNOR=0.5103E+07
            RENORM=0.5556E-02 REMNOR=0.1643E-18 RATIO =0.1031E-03 TOLER =0.1000E-03  NOT CONVERGED
            RFMAX = 122.3     RMMAX = 324.9
            RTSMAL=0.1000E-02 RMSMAL=0.1000E-02
            RDT   =0.5228E+06 RDR   =0.5103E+07
            RATIOT=0.1031E-03 RATIOR= 0.000
            MAX UN=0.2339E-08 IEQ=    37 NODE     19 DOF   1  Y-DISPL.F
            MIN UN=-.7454E-01 IEQ=    65 NODE     33 DOF   1  Y-DISPL.F
            NO. OF CONTACT CONSTRAINT VIOLATIONS     0


 ITER     3 RNORM = 0.000     RMNORM= 0.000
            RINORM=0.5228E+06 RIMNOR=0.5103E+07
            RENORM=0.5443E-06 REMNOR=0.1906E-18 RATIO =0.1020E-05 TOLER =0.1000E-03      CONVERGED !
            RFMAX = 122.3     RMMAX = 324.9
            RTSMAL=0.1000E-02 RMSMAL=0.1000E-02
            RDT   =0.5228E+06 RDR   =0.5103E+07
            RATIOT=0.1020E-05 RATIOR= 0.000
            MAX UN=0.6615E-03 IEQ=     3 NODE      2 DOF   1  Y-DISPL.F
            MIN UN=-.3520E-08 IEQ=   117 NODE     59 DOF   1  Y-DISPL.F
            NO. OF CONTACT CONSTRAINT VIOLATIONS     0
```

```
+-------------------------------------------------------------------------------------------------------------------------+
|                   PARATIEPLUS(TM)   NLS ENGINE RELEASE  2018.0    FULL VERSION  *Build date:Nov 13, 2017*              |
|                                                                                                                         |
|                                    NewProject.BaseDesignSection_28.SISMICAGEO_1273                                      |
|                                   Exe Time : 4 September 2018 18:05:33                                                  |
+-------------------------------------------------------------------------------------------------------------------------+
New Project
SOLUTION REACHED USING     3 ITERATIONS ON   40

P R I N T   O U T   F O R   T I M E   S T E P    5     ( AT TIME   5.000     )

PRINT OUT OF ACTIVE COMPONENTS (FIXED NODES ARE NOT PRINTED OUT)

          Y-DISPL.F        X-ROT. F
            (02)             (04)           (
    1   3.2096187E-04   5.4785067E-04
    2   4.3046581E-04   5.4685782E-04
    3   5.3957276E-04   5.4388144E-04
    4   6.4788701E-04   5.3893440E-04
    5   7.5501804E-04   5.3206009E-04
    6   8.6058826E-04   5.2334393E-04
    7   9.6423977E-04   5.1289019E-04
    8   1.0656353E-03   5.0080061E-04
    9   1.1644575E-03   4.8717394E-04
   10   1.2604088E-03   4.7210575E-04
   11   1.3532099E-03   4.5568836E-04
   12   1.4426001E-03   4.3801097E-04
   13   1.5283360E-03   4.1915984E-04
   14   1.6101914E-03   3.9921857E-04
   15   1.6879562E-03   3.7826833E-04
   16   1.7614367E-03   3.5638828E-04
   17   1.8304550E-03   3.3365570E-04
   18   1.8948477E-03   3.1014937E-04
   19   1.9544687E-03   2.8595195E-04
   20   2.0091883E-03   2.6115093E-04
   21   2.0588947E-03   2.3583863E-04
   22   2.1034958E-03   2.1011157E-04
   23   2.1429185E-03   1.8407118E-04
   24   2.1771105E-03   1.5782343E-04
   25   2.2060414E-03   1.3147886E-04
   26   2.2297032E-03   1.0515261E-04
   27   2.2481111E-03   7.8958029E-05
   28   2.2613025E-03   5.3005934E-05
   29   2.2693374E-03   2.7411778E-05
   30   2.2722991E-03   2.2951022E-06
   31   2.2702955E-03  -2.2220339E-05
   32   2.2634596E-03  -4.6006470E-05
   33   2.2519503E-03  -6.8931568E-05
   34   2.2359534E-03  -9.0859745E-05
   35   2.2156821E-03  -1.1165332E-04
   36   2.1913769E-03  -1.3117519E-04
   37   2.1633041E-03  -1.4931787E-04
   38   2.1317460E-03  -1.6601804E-04
   39   2.0969952E-03  -1.8124281E-04
   40   2.0593473E-03  -1.9499153E-04
   41   2.0190949E-03  -2.0729644E-04
   42   1.9765207E-03  -2.1822185E-04
   43   1.9318926E-03  -2.2784961E-04
   44   1.8854618E-03  -2.3626375E-04
   45   1.8374627E-03  -2.4354854E-04
   46   1.7881123E-03  -2.4978838E-04
   47   1.7376114E-03  -2.5506731E-04
   48   1.6861438E-03  -2.5946899E-04
   49   1.6338767E-03  -2.6307654E-04
   50   1.5809609E-03  -2.6597231E-04
   51   1.5275301E-03  -2.6823791E-04
   52   1.4737010E-03  -2.6995401E-04
   53   1.4195812E-03  -2.7120013E-04
   54   1.3652498E-03  -2.7205504E-04
   55   1.3107801E-03  -2.7259615E-04
   56   1.2562272E-03  -2.7289888E-04
```

```
57   1.2016316E-03  -2.7303565E-04
58   1.1470194E-03  -2.7307531E-04
59   1.1197090E-03  -2.7307726E-04
```

```
+-------------------------------------------------------------------------------------------------------------------------------+
|                   PARATIEPLUS(TM)   NLS ENGINE RELEASE  2018.0    FULL VERSION  *Build date:Nov 13, 2017*                    |
|                                                                                                                               |
|                                    NewProject.BaseDesignSection_28.SISMICAGEO_1273                                            |
|                                   Exe Time : 4 September 2018 18:05:33                                                        |
+-------------------------------------------------------------------------------------------------------------------------------+
New Project


S T R E S S   R E S U L T S   F O R   G R O U P   N O.   1

0_L                                                              :
ELEMENT TYPE    5 NO.OF ELEMENTS. IN THIS GROUP   59
C U R R E N T   T I M E   I S      5.0000

 HARDENING 2D SOIL ELEMENT

 ****** TOTAL STRESS FORMULATION *****

  EL *   FORCE     DISPL-Y  VERTICAL-P  HORIZON.-P     MAX-V-P     MAX-H-P           STATE   STIFFNESS Z-LEVEL      PORE
E FACTOR    UFACTOR       Peq           Su_a         Su_p     LAYER
 ------------------------------------------------------------------------------------------------------------------------------
-------------------------------------------------------------------------------------------
   1 D  2.0647E-03 -3.2096E-04  4.2494E-02  2.0647E-02  4.2494E-02   1.633          UL-RL   9788.       0.000       0.000
1.000       1.000      2.0647E-02    0.000       0.000     DI1_164_167_L_0
   2 D  0.2693     -4.3047E-04   3.284       1.347       3.284       12.57         UL-RL   9788.     -0.2000       0.000
1.000       1.000       1.347       0.000       0.000     DI1_164_167_L_0
   3 D   1.314     -5.3957E-04   6.689       6.572       6.689       25.59         UL-RL   9788.     -0.4000       0.000
1.000       1.000       6.572       0.000       0.000     DI1_164_167_L_0
   4 D   4.034     -6.4789E-04   10.30       20.17       10.30       39.42         UL-RL   9788.     -0.6000       0.000
1.000       1.000       20.17       0.000       0.000     DI1_164_167_L_0
   5 D   6.492     -7.5502E-04   14.07       32.46       14.07       51.93         UL-RL   9788.     -0.8000       0.000
1.000       1.000       32.46       0.000       0.000     DI1_164_167_L_0
   6 D   6.356     -8.6059E-04   17.90       31.78       17.90       51.48         UL-RL   9788.      -1.000       0.000
1.000       1.000       31.78       0.000       0.000     DI1_164_167_L_0
   7 D   6.182     -9.6424E-04   21.73       30.91       21.73       50.83         UL-RL   9788.      -1.200       0.000
1.000       1.000       30.91       0.000       0.000     DI1_164_167_L_0
   8 D   5.988     -1.0656E-03   25.59       29.94       25.59       50.09         UL-RL   9788.      -1.400       0.000
1.000       1.000       29.94       0.000       0.000     DI1_164_167_L_0
   9 D   5.787     -1.1645E-03   29.87       28.94       29.87       49.30         UL-RL   9788.      -1.600       0.000
1.000       1.000       28.94       0.000       0.000     DI1_164_167_L_0
  10 D   5.590     -1.2604E-03   33.96       27.95       33.96       48.53         UL-RL   9788.      -1.800       0.000
1.000       1.000       27.95       0.000       0.000     DI1_164_167_L_0
  11 D   5.402     -1.3532E-03   37.91       27.01       37.91       47.81         UL-RL   9788.      -2.000       0.000
1.000       1.000       27.01       0.000       0.000     DI1_164_167_L_0
  12 D   5.228     -1.4426E-03   41.75       26.14       41.75       47.14         UL-RL   9788.      -2.200       0.000
1.000       1.000       26.14       0.000       0.000     DI1_164_167_L_0
  13 D   5.071     -1.5283E-03   45.50       25.36       45.50       46.56         UL-RL   9788.      -2.400       0.000
1.000       1.000       25.36       0.000       0.000     DI1_164_167_L_0
  14 D   4.934     -1.6102E-03   49.18       24.67       49.18       46.06         UL-RL   9788.      -2.600       0.000
1.000       1.000       24.67       0.000       0.000     DI1_164_167_L_0
  15 D   4.817     -1.6880E-03   52.81       24.09       52.81       45.66         UL-RL   9788.      -2.800       0.000
1.000       1.000       24.09       0.000       0.000     DI1_164_167_L_0
  16 D   4.723     -1.7614E-03   56.40       23.62       56.40       45.36         UL-RL   9788.      -3.000       0.000
1.000       1.000       23.62       0.000       0.000     DI1_164_167_L_0
  17 D   4.954     -1.8305E-03   60.10       24.77       60.10       45.16         UL-RL   9788.      -3.200       0.000
1.000       1.000       24.77       0.000       0.000     DI1_164_167_L_0
  18 D   5.246     -1.8948E-03   63.60       26.23       63.60       45.07         UL-RL   9788.      -3.400       0.000
1.000       1.000       26.23       0.000       0.000     DI1_164_167_L_0
  19 D   5.536     -1.9545E-03   67.08       27.68       67.08       45.08         UL-RL   9788.      -3.600       0.000
1.000       1.000       27.68       0.000       0.000     DI1_164_167_L_0
  20 D   5.824     -2.0092E-03   70.54       29.12       70.54       45.19         UL-RL   9788.      -3.800       0.000
1.000       1.000       29.12       0.000       0.000     DI1_164_167_L_0
  21 D   6.100     -2.0589E-03   73.85       30.50       73.85       45.41         UL-RL   9788.      -4.000       0.000
1.000       1.000       30.50       0.000       0.000     DI1_164_167_L_0
  22 D   6.386     -2.1035E-03   77.28       31.93       77.28       45.73         UL-RL   9788.      -4.200       0.000
1.000       1.000       31.93       0.000       0.000     DI1_164_167_L_0
  23 D   6.670     -2.1429E-03   80.69       33.35       80.69       46.16         UL-RL   9788.      -4.400       0.000
1.000       1.000       33.35       0.000       0.000     DI1_164_167_L_0
  24 D   6.953     -2.1771E-03   84.09       34.77       84.09       46.67         UL-RL   9788.      -4.600       0.000
1.000       1.000       34.77       0.000       0.000     DI1_164_167_L_0
```

25 D	7.236	-2.2060E-03	87.48	36.18	87.48	47.28	UL-RL	9788.	-4.800	0.000	
1.000	1.000	36.18	0.000	0.000	DI1_164_167_L_0						
26 D	6.714	-2.2297E-03	90.86	33.57	90.86	50.99	UL-RL	2.3364E+04	-5.000	0.000	
1.000	1.000	33.57	0.000	0.000	DI2_165_168_L_0						
27 D	6.975	-2.2481E-03	94.22	34.88	94.22	50.80	UL-RL	2.3364E+04	-5.200	0.000	
1.000	1.000	34.88	0.000	0.000	DI2_165_168_L_0						
28 D	7.235	-2.2613E-03	97.58	36.18	97.58	50.79	UL-RL	2.3364E+04	-5.400	0.000	
1.000	1.000	36.18	0.000	0.000	DI2_165_168_L_0						
29 D	7.495	-2.2693E-03	100.9	37.48	100.9	50.95	UL-RL	2.3364E+04	-5.600	0.000	
1.000	1.000	37.48	0.000	0.000	DI2_165_168_L_0						
30 D	7.755	-2.2723E-03	104.3	38.77	104.3	51.80	UL-RL	2.3364E+04	-5.800	0.000	
1.000	1.000	38.77	0.000	0.000	DI2_165_168_L_0						
31 D	8.013	-2.2703E-03	107.6	40.07	107.6	53.32	UL-RL	2.3364E+04	-6.000	0.000	
1.000	1.000	40.07	0.000	0.000	DI2_165_168_L_0						
32 D	8.248	-2.2635E-03	110.6	41.24	110.6	54.83	UL-RL	2.3364E+04	-6.200	0.000	
1.000	1.000	41.24	0.000	0.000	DI2_165_168_L_0						
33 D	8.483	-2.2520E-03	113.7	42.41	113.7	56.35	UL-RL	2.3364E+04	-6.400	0.000	
1.000	1.000	42.41	0.000	0.000	DI2_165_168_L_0						
34 D	8.718	-2.2360E-03	116.7	43.59	116.7	57.88	UL-RL	2.3364E+04	-6.600	0.000	
1.000	1.000	43.59	0.000	0.000	DI2_165_168_L_0						
35 D	8.954	-2.2157E-03	119.7	44.77	119.7	59.41	UL-RL	2.3364E+04	-6.800	0.000	
1.000	1.000	44.77	0.000	0.000	DI2_165_168_L_0						
36 D	9.190	-2.1914E-03	122.8	45.95	122.8	60.94	UL-RL	2.3364E+04	-7.000	0.000	
1.000	1.000	45.95	0.000	0.000	DI2_165_168_L_0						
37 D	9.427	-2.1633E-03	125.8	47.14	125.8	62.47	UL-RL	2.3364E+04	-7.200	0.000	
1.000	1.000	47.14	0.000	0.000	DI2_165_168_L_0						
38 D	9.664	-2.1317E-03	128.9	48.32	128.9	64.01	UL-RL	2.3364E+04	-7.400	0.000	
1.000	1.000	48.32	0.000	0.000	DI2_165_168_L_0						
39 D	9.901	-2.0970E-03	132.0	49.51	132.0	65.55	UL-RL	2.3364E+04	-7.600	0.000	
1.000	1.000	49.51	0.000	0.000	DI2_165_168_L_0						
40 D	10.14	-2.0593E-03	135.0	50.69	135.0	67.09	UL-RL	2.3364E+04	-7.800	0.000	
1.000	1.000	50.69	0.000	0.000	DI2_165_168_L_0						
41 D	10.38	-2.0191E-03	138.1	51.88	138.1	68.64	UL-RL	2.3364E+04	-8.000	0.000	
1.000	1.000	51.88	0.000	0.000	DI2_165_168_L_0						
42 D	10.61	-1.9765E-03	141.2	53.07	141.2	70.18	UL-RL	2.3364E+04	-8.200	0.000	
1.000	1.000	53.07	0.000	0.000	DI2_165_168_L_0						
43 D	10.85	-1.9319E-03	144.3	54.26	144.3	71.73	UL-RL	2.3364E+04	-8.400	0.000	
1.000	1.000	54.26	0.000	0.000	DI2_165_168_L_0						
44 D	11.09	-1.8855E-03	147.4	55.45	147.4	73.28	UL-RL	2.3364E+04	-8.600	0.000	
1.000	1.000	55.45	0.000	0.000	DI2_165_168_L_0						
45 D	11.33	-1.8375E-03	150.5	56.64	150.5	74.83	UL-RL	2.3364E+04	-8.800	0.000	
1.000	1.000	56.64	0.000	0.000	DI2_165_168_L_0						
46 D	11.57	-1.7881E-03	153.6	57.83	153.6	76.38	UL-RL	2.3364E+04	-9.000	0.000	
1.000	1.000	57.83	0.000	0.000	DI2_165_168_L_0						
47 D	11.80	-1.7376E-03	156.7	59.02	156.7	77.93	UL-RL	2.3364E+04	-9.200	0.000	
1.000	1.000	59.02	0.000	0.000	DI2_165_168_L_0						
48 D	12.04	-1.6861E-03	159.8	60.21	159.8	79.48	UL-RL	2.3364E+04	-9.400	0.000	
1.000	1.000	60.21	0.000	0.000	DI2_165_168_L_0						
49 D	12.28	-1.6339E-03	163.0	61.41	163.0	81.04	UL-RL	2.3364E+04	-9.600	0.000	
1.000	1.000	61.41	0.000	0.000	DI2_165_168_L_0						
50 D	12.52	-1.5810E-03	166.1	62.60	166.1	82.59	UL-RL	2.3364E+04	-9.800	0.000	
1.000	1.000	62.60	0.000	0.000	DI2_165_168_L_0						
51 D	12.76	-1.5275E-03	169.2	63.79	169.2	84.15	UL-RL	2.3364E+04	-10.00	0.000	
1.000	1.000	63.79	0.000	0.000	DI2_165_168_L_0						
52 D	13.00	-1.4737E-03	172.3	64.99	172.3	85.71	UL-RL	2.3364E+04	-10.20	0.000	
1.000	1.000	64.99	0.000	0.000	DI2_165_168_L_0						
53 D	13.24	-1.4196E-03	175.5	66.18	175.5	87.27	UL-RL	2.3364E+04	-10.40	0.000	
1.000	1.000	66.18	0.000	0.000	DI2_165_168_L_0						
54 D	13.48	-1.3652E-03	178.6	67.38	178.6	88.82	UL-RL	2.3364E+04	-10.60	0.000	
1.000	1.000	67.38	0.000	0.000	DI2_165_168_L_0						
55 D	13.72	-1.3108E-03	181.8	68.58	181.8	90.38	UL-RL	2.3364E+04	-10.80	0.000	
1.000	1.000	68.58	0.000	0.000	DI2_165_168_L_0						
56 D	13.95	-1.2562E-03	184.9	69.77	184.9	91.94	UL-RL	2.3364E+04	-11.00	0.000	
1.000	1.000	69.77	0.000	0.000	DI2_165_168_L_0						
57 D	14.19	-1.2016E-03	188.0	70.97	188.0	93.50	UL-RL	2.3364E+04	-11.20	0.000	
1.000	1.000	70.97	0.000	0.000	DI2_165_168_L_0						
58 D	10.83	-1.1470E-03	191.2	72.17	191.2	95.06	UL-RL	2.3364E+04	-11.40	0.000	
1.000	1.000	72.17	0.000	0.000	DI2_165_168_L_0						
59 D	3.639	-1.1197E-03	192.8	72.77	192.8	95.84	UL-RL	2.3364E+04	-11.50	0.000	
1.000	1.000	72.77	0.000	0.000	DI2_165_168_L_0						

```
+-----------------------------------------------------------------------------------------------------------------------+
|                  PARATIEPLUS(TM)   NLS ENGINE RELEASE  2018.0    FULL VERSION  *Build date:Nov 13, 2017*              |
|                                                                                                                       |
|                                   NewProject.BaseDesignSection_28.SISMICAGEO_1273                                     |
|                                  Exe Time : 4 September 2018 18:05:33                                                 |
+-----------------------------------------------------------------------------------------------------------------------+
New Project


S T R E S S   R E S U L T S   F O R   G R O U P   N O.   2

0_R                                                                :
ELEMENT TYPE    5 NO.OF ELEMENTS. IN THIS GROUP   59
C U R R E N T   T I M E   I S     5.0000

 HARDENING 2D SOIL ELEMENT

 ****** TOTAL STRESS FORMULATION *****

 EL *   FORCE     DISPL-Y  VERTICAL-P  HORIZON.-P     MAX-V-P     MAX-H-P          STATE   STIFFNESS Z-LEVEL      PORE
E FACTOR    UFACTOR       Peq          Su_a        Su_p     LAYER
 ---------------------------------------------------------------------------------------------------------------------------
-----------------------------------------------------------------------------------------------
   1     0.000         --          --          --          --          --          REMOVED     --        0.000       0.000
1.000       1.000       0.000       0.000       0.000     not available
   2     0.000         --          --          --          --          --          REMOVED     --      -0.2000       0.000
1.000       1.000       0.000       0.000       0.000     not available
   3     0.000         --          --          --          --          --          REMOVED     --      -0.4000       0.000
1.000       1.000       0.000       0.000       0.000     not available
   4     0.000         --          --          --          --          --          REMOVED     --      -0.6000       0.000
1.000       1.000       0.000       0.000       0.000     not available
   5     0.000         --          --          --          --          --          REMOVED     --      -0.8000       0.000
1.000       1.000       0.000       0.000       0.000     not available
   6     0.000         --          --          --          --          --          REMOVED     --       -1.000       0.000
1.000       1.000       0.000       0.000       0.000     not available
   7     0.000         --          --          --          --          --          REMOVED     --       -1.200       0.000
1.000       1.000       0.000       0.000       0.000     not available
   8     0.000         --          --          --          --          --          REMOVED     --       -1.400       0.000
1.000       1.000       0.000       0.000       0.000     not available
   9     0.000         --          --          --          --          --          REMOVED     --       -1.600       0.000
1.000       1.000       0.000       0.000       0.000     not available
  10     0.000         --          --          --          --          --          REMOVED     --       -1.800       0.000
1.000       1.000       0.000       0.000       0.000     not available
  11     0.000         --          --          --          --          --          REMOVED     --       -2.000       0.000
1.000       1.000       0.000       0.000       0.000     not available
  12     0.000         --          --          --          --          --          REMOVED     --       -2.200       0.000
1.000       1.000       0.000       0.000       0.000     not available
  13     0.000         --          --          --          --          --          REMOVED     --       -2.400       0.000
1.000       1.000       0.000       0.000       0.000     not available
  14     0.000         --          --          --          --          --          REMOVED     --       -2.600       0.000
1.000       1.000       0.000       0.000       0.000     not available
  15     0.000         --          --          --          --          --          REMOVED     --       -2.800       0.000
1.000       1.000       0.000       0.000       0.000     not available
  16     0.000         --          --          --          --          --          REMOVED     --       -3.000       0.000
1.000       1.000       0.000       0.000       0.000     not available
  17     0.000         --          --          --          --          --          REMOVED     --       -3.200       0.000
1.000       1.000       0.000       0.000       0.000     not available
  18     0.000         --          --          --          --          --          REMOVED     --       -3.400       0.000
1.000       1.000       0.000       0.000       0.000     not available
  19     0.000         --          --          --          --          --          REMOVED     --       -3.600       0.000
1.000       1.000       0.000       0.000       0.000     not available
  20     0.000         --          --          --          --          --          REMOVED     --       -3.800       0.000
1.000       1.000       0.000       0.000       0.000     not available
  21     0.000         --          --          --          --          --          REMOVED     --       -4.000       0.000
1.000       1.000       0.000       0.000       0.000     not available
  22     0.000         --          --          --          --          --          REMOVED     --       -4.200       0.000
1.000       1.000       0.000       0.000       0.000     not available
  23     0.000         --          --          --          --          --          REMOVED     --       -4.400       0.000
1.000       1.000       0.000       0.000       0.000     not available
  24     0.000         --          --          --          --          --          REMOVED     --       -4.600       0.000
1.000       1.000       0.000       0.000       0.000     not available
```

25	0.000	--	--	--	--	--	REMOVED	--	-4.800	0.000	
1.000	1.000	0.000	0.000	0.000	not available						
26	0.000	--	--	--	--	--	REMOVED	--	-5.000	0.000	
1.000	1.000	0.000	0.000	0.000	not available						
27	0.000	--	--	--	--	--	REMOVED	--	-5.200	0.000	
1.000	1.000	0.000	0.000	0.000	not available						
28	0.000	--	--	--	--	--	REMOVED	--	-5.400	0.000	
1.000	1.000	0.000	0.000	0.000	not available						
29	0.000	--	--	--	--	--	REMOVED	--	-5.600	0.000	
1.000	1.000	0.000	0.000	0.000	not available						
30	0.000	--	--	--	--	--	REMOVED	--	-5.800	0.000	
1.000	1.000	0.000	0.000	0.000	not available						
31	0.000	--	--	--	--	--	REMOVED	--	-6.000	0.000	
1.000	1.000	0.000	0.000	0.000	not available						
32	0.000	--	--	--	--	--	REMOVED	--	-6.200	0.000	
1.000	1.000	0.000	0.000	0.000	not available						
33 D	0.000	2.2520E-03	1.600	0.000	1.600	0.8000	ACTIVE	0.000	-6.400	0.000	
1.000	1.000	0.000	0.000	0.000	DI2_165_168_L_0						
34 D	0.2344	2.2360E-03	4.800	1.172	4.800	2.400	UL-RL	1.9063E+04	-6.600	0.000	
1.000	1.000	1.172	0.000	0.000	DI2_165_168_L_0						
35 D	0.5448	2.2157E-03	8.000	2.724	8.000	4.000	UL-RL	1.9063E+04	-6.800	0.000	
1.000	1.000	2.724	0.000	0.000	DI2_165_168_L_0						
36 D	4.364	2.1914E-03	11.20	21.82	112.0	61.98	UL-RL	1.9063E+04	-7.000	0.000	
1.000	1.000	21.82	0.000	0.000	DI2_165_168_L_0						
37 D	6.429	2.1633E-03	14.40	32.14	115.2	63.72	UL-RL	1.9063E+04	-7.200	0.000	
1.000	1.000	32.14	0.000	0.000	DI2_165_168_L_0						
38 D	8.621	2.1317E-03	17.60	43.10	118.4	65.41	UL-RL	1.9063E+04	-7.400	0.000	
1.000	1.000	43.10	0.000	0.000	DI2_165_168_L_0						
39 D	10.87	2.0970E-03	20.80	54.34	121.6	67.07	UL-RL	1.9063E+04	-7.600	0.000	
1.000	1.000	54.34	0.000	0.000	DI2_165_168_L_0						
40 D	13.14	2.0593E-03	24.00	65.72	124.8	68.70	UL-RL	1.9063E+04	-7.800	0.000	
1.000	1.000	65.72	0.000	0.000	DI2_165_168_L_0						
41 D	15.30	2.0191E-03	27.20	76.48	128.0	78.02	UL-RL	1.9063E+04	-8.000	0.000	
1.000	1.000	76.48	0.000	0.000	DI2_165_168_L_0						
42 D	15.78	1.9765E-03	30.40	78.89	131.2	80.47	UL-RL	1.9063E+04	-8.200	0.000	
1.000	1.000	78.89	0.000	0.000	DI2_165_168_L_0						
43 D	16.04	1.9319E-03	33.60	80.21	134.4	81.83	UL-RL	1.9063E+04	-8.400	0.000	
1.000	1.000	80.21	0.000	0.000	DI2_165_168_L_0						
44 D	16.29	1.8855E-03	36.80	81.44	137.6	83.09	UL-RL	1.9063E+04	-8.600	0.000	
1.000	1.000	81.44	0.000	0.000	DI2_165_168_L_0						
45 D	16.52	1.8375E-03	40.00	82.59	140.8	84.28	UL-RL	1.9063E+04	-8.800	0.000	
1.000	1.000	82.59	0.000	0.000	DI2_165_168_L_0						
46 D	16.74	1.7881E-03	43.20	83.68	144.0	85.41	UL-RL	1.9063E+04	-9.000	0.000	
1.000	1.000	83.68	0.000	0.000	DI2_165_168_L_0						
47 D	16.94	1.7376E-03	46.40	84.72	147.2	86.48	UL-RL	1.9063E+04	-9.200	0.000	
1.000	1.000	84.72	0.000	0.000	DI2_165_168_L_0						
48 D	17.14	1.6861E-03	49.60	85.71	150.4	87.51	UL-RL	1.9063E+04	-9.400	0.000	
1.000	1.000	85.71	0.000	0.000	DI2_165_168_L_0						
49 D	17.33	1.6339E-03	52.80	86.67	153.6	88.50	UL-RL	1.9063E+04	-9.600	0.000	
1.000	1.000	86.67	0.000	0.000	DI2_165_168_L_0						
50 D	17.52	1.5810E-03	56.00	87.59	156.8	89.46	UL-RL	1.9063E+04	-9.800	0.000	
1.000	1.000	87.59	0.000	0.000	DI2_165_168_L_0						
51 D	17.70	1.5275E-03	59.20	88.49	160.0	90.39	UL-RL	1.9063E+04	-10.00	0.000	
1.000	1.000	88.49	0.000	0.000	DI2_165_168_L_0						
52 D	17.87	1.4737E-03	62.40	89.37	163.2	91.30	UL-RL	1.9063E+04	-10.20	0.000	
1.000	1.000	89.37	0.000	0.000	DI2_165_168_L_0						
53 D	18.05	1.4196E-03	65.60	90.23	166.4	92.19	UL-RL	1.9063E+04	-10.40	0.000	
1.000	1.000	90.23	0.000	0.000	DI2_165_168_L_0						
54 D	18.21	1.3652E-03	68.80	91.06	169.6	93.05	UL-RL	1.9063E+04	-10.60	0.000	
1.000	1.000	91.06	0.000	0.000	DI2_165_168_L_0						
55 D	18.28	1.3108E-03	72.00	91.38	172.8	93.41	UL-RL	1.9063E+04	-10.80	0.000	
1.000	1.000	91.38	0.000	0.000	DI2_165_168_L_0						
56 D	18.32	1.2562E-03	75.20	91.58	176.0	93.63	UL-RL	1.9063E+04	-11.00	0.000	
1.000	1.000	91.58	0.000	0.000	DI2_165_168_L_0						
57 D	18.32	1.2016E-03	78.40	91.59	179.2	93.67	UL-RL	1.9063E+04	-11.20	0.000	
1.000	1.000	91.59	0.000	0.000	DI2_165_168_L_0						
58 D	13.78	1.1470E-03	81.60	91.89	182.4	95.06	UL-RL	1.9063E+04	-11.40	0.000	
1.000	1.000	91.89	0.000	0.000	DI2_165_168_L_0						
59 D	4.603	1.1197E-03	83.20	92.06	184.0	95.84	UL-RL	1.9063E+04	-11.50	0.000	
1.000	1.000	92.06	0.000	0.000	DI2_165_168_L_0						

```
+-------------------------------------------------------------------------------------------------------------------------+
|                   PARATIEPLUS(TM)   NLS ENGINE RELEASE  2018.0    FULL VERSION  *Build date:Nov 13, 2017*               |
|                                                                                                                         |
|                                    NewProject.BaseDesignSection_28.SISMICAGEO_1273                                      |
|                                   Exe Time : 4 September 2018 18:05:33                                                  |
+-------------------------------------------------------------------------------------------------------------------------+
New Project


S T R E S S   R E S U L T S   F O R   G R O U P   N O.   3

WallElement_33                                                :
ELEMENT TYPE    2 NO.OF ELEMENTS. IN THIS GROUP   58
C U R R E N T   T I M E   I S     5.0000

 WALL2D ELEMENT

   EL      TA          TB          MA          MB
-------------------------------------------------------
    1 -122.35      122.35    -6.39533E-12 -24.469
    2 -122.08      122.08      24.469     -48.884
    3 -120.76      120.76      48.884     -73.037
    4 -116.73      116.73      73.037     -96.382
    5 -110.24      110.24      96.382     -118.43
    6 -103.88      103.88      118.43     -139.21
    7 -97.698      97.698      139.21     -158.75
    8 -91.711      91.711      158.75     -177.09
    9 -85.924      85.924      177.09     -194.27
   10 -80.334      80.334      194.27     -210.34
   11 -74.932      74.932      210.34     -225.33
   12 -69.703      69.703      225.33     -239.27
   13 -64.632      64.632      239.27     -252.19
   14 -59.698      59.698      252.19     -264.13
   15 -54.881      54.881      264.13     -275.11
   16 -50.158      50.158      275.11     -285.14
   17 -45.203      45.203      285.14     -294.18
   18 -39.957      39.957      294.18     -302.17
   19 -34.421      34.421      302.17     -309.06
   20 -28.598      28.598      309.06     -314.78
   21 -22.497      22.497      314.78     -319.28
   22 -16.112      16.112      319.28     -322.50
   23 -9.4418      9.4418      322.50     -324.39
   24 -2.4886      2.4886      324.39     -324.88
   25  4.7470     -4.7470      324.88     -323.93
   26  11.461     -11.461      323.93     -321.64
   27  18.436     -18.436      321.64     -317.95
   28  25.671     -25.671      317.95     -312.82
   29  33.167     -33.167      312.82     -306.19
   30  40.921     -40.921      306.19     -298.00
   31  48.935     -48.935      298.00     -288.22
   32  57.182     -57.182      288.22     -276.78
   33  65.665     -65.665      276.78     -263.65
   34  74.149     -74.149      263.65     -248.82
   35  82.558     -82.558      248.82     -232.31
   36  87.384     -87.384      232.31     -214.83
   37  90.383     -90.383      214.83     -196.75
   38  91.426     -91.426      196.75     -178.47
   39  90.461     -90.461      178.47     -160.37
   40  87.455     -87.455      160.37     -142.88
   41  82.535     -82.535      142.88     -126.38
   42  77.370     -77.370      126.38     -110.90
   43  72.179     -72.179      110.90     -96.466
   44  66.981     -66.981      96.466     -83.070
   45  61.790     -61.790      83.070     -70.712
   46  56.619     -56.619      70.712     -59.388
   47  51.480     -51.480      59.388     -49.092
   48  46.380     -46.380      49.092     -39.816
   49  41.327     -41.327      39.816     -31.551
   50  36.329     -36.329      31.551     -24.285
   51  31.389     -31.389      24.285     -18.007
   52  26.512     -26.512      18.007     -12.705
```

53	21.703	-21.703	12.705	-8.3646
54	16.967	-16.967	8.3646	-4.9711
55	12.406	-12.406	4.9711	-2.4899
56	8.0452	-8.0452	2.4899	-0.88085
57	3.9220	-3.9220	0.88085	-9.64448E-02
58	0.96435	-0.96435	9.64448E-02	-1.75671E-10

```
+-------------------------------------------------------------------------------------------------------------------------------+
|                   PARATIEPLUS(TM)   NLS ENGINE RELEASE  2018.0    FULL VERSION  *Build date:Nov 13, 2017*                    |
|                                                                                                                               |
|                                    NewProject.BaseDesignSection_28.SISMICAGEO_1273                                            |
|                                   Exe Time : 4 September 2018 18:05:33                                                        |
+-------------------------------------------------------------------------------------------------------------------------------+
New Project


S T R E S S    R E S U L T S    F O R    G R O U P    N O.    4

Tieback_175                                                 :
ELEMENT TYPE    6 NO.OF ELEMENTS. IN THIS GROUP    1
C U R R E N T    T I M E    I S      5.0000

 POST-TENSION 2D-BOUNDARY ELEMENT

         EL    FORCE          d0          EDISPL     pl. eps          K     -ve limit   +ve limit
-------------------------------------------------------------------------------------------------------
 ANCHOR    1   141.27     -1.48346E-03  1.59048E-04   0.0000       1689.0       0.0000       0.0000     ELASTIC  ORIGINAL
YOUNG MODULUS

 ITER     0 RNORM = 0.000     RMNORM= 0.000
            RINORM=0.5238E+06 RIMNOR=0.5068E+07
            RENORM=0.5443E-06 REMNOR=0.1906E-18 RATIO =0.1019E-05 TOLER =0.1000E-03      CONVERGED !
            RFMAX = 122.3     RMMAX = 324.9
            RTSMAL=0.1000E-02 RMSMAL=0.1000E-02
            RDT   =0.5238E+06 RDR   =0.5068E+07
            RATIOT=0.1019E-05 RATIOR= 0.000
            MAX UN=0.6615E-03 IEQ=     3 NODE      2 DOF   1  Y-DISPL.F
            MIN UN=-.3520E-08 IEQ=   117 NODE     59 DOF   1  Y-DISPL.F
            NO. OF CONTACT CONSTRAINT VIOLATIONS     0


 ITER     1 RNORM = 0.000     RMNORM= 0.000
            RINORM=0.5238E+06 RIMNOR=0.5068E+07
            RENORM=0.5655E-16 REMNOR=0.1546E-18 RATIO =0.1039E-10 TOLER =0.1000E-03      CONVERGED !
            RFMAX = 122.3     RMMAX = 324.9
            RTSMAL=0.1000E-02 RMSMAL=0.1000E-02
            RDT   =0.5238E+06 RDR   =0.5068E+07
            RATIOT=0.1039E-10 RATIOR= 0.000
            MAX UN=0.2711E-08 IEQ=    45 NODE     23 DOF   1  Y-DISPL.F
            MIN UN=-.2412E-08 IEQ=    53 NODE     27 DOF   1  Y-DISPL.F
            NO. OF CONTACT CONSTRAINT VIOLATIONS     0


 ITER     2 RNORM = 0.000     RMNORM= 0.000
            RINORM=0.5238E+06 RIMNOR=0.5068E+07
            RENORM=0.4022E-16 REMNOR=0.2020E-18 RATIO =0.8763E-11 TOLER =0.1000E-03      CONVERGED !
            RFMAX = 122.3     RMMAX = 324.9
            RTSMAL=0.1000E-02 RMSMAL=0.1000E-02
            RDT   =0.5238E+06 RDR   =0.5068E+07
            RATIOT=0.8763E-11 RATIOR= 0.000
            MAX UN=0.2129E-08 IEQ=    77 NODE     39 DOF   1  Y-DISPL.F
            MIN UN=-.1658E-08 IEQ=    61 NODE     31 DOF   1  Y-DISPL.F
            NO. OF CONTACT CONSTRAINT VIOLATIONS     0
```

```
+-------------------------------------------------------------------------------------------------------------------------+
|                   PARATIEPLUS(TM)   NLS ENGINE RELEASE  2018.0    FULL VERSION  *Build date:Nov 13, 2017*              |
|                                                                                                                         |
|                                    NewProject.BaseDesignSection_28.SISMICAGEO_1273                                      |
|                                   Exe Time : 4 September 2018 18:05:33                                                  |
+-------------------------------------------------------------------------------------------------------------------------+
New Project
SOLUTION REACHED USING     2 ITERATIONS ON   40

P R I N T   O U T   F O R   T I M E   S T E P    6     ( AT TIME   6.000     )

PRINT OUT OF ACTIVE COMPONENTS (FIXED NODES ARE NOT PRINTED OUT)

          Y-DISPL.F        X-ROT. F
            (02)             (04)           (
    1   3.2099537E-04   5.4784474E-04
    2   4.3049813E-04   5.4685189E-04
    3   5.3960389E-04   5.4387553E-04
    4   6.4791696E-04   5.3892851E-04
    5   7.5504681E-04   5.3205423E-04
    6   8.6061587E-04   5.2333812E-04
    7   9.6426623E-04   5.1288444E-04
    8   1.0656606E-03   5.0079492E-04
    9   1.1644817E-03   4.8716834E-04
   10   1.2604318E-03   4.7210023E-04
   11   1.3532319E-03   4.5568293E-04
   12   1.4426210E-03   4.3800564E-04
   13   1.5283559E-03   4.1915462E-04
   14   1.6102102E-03   3.9921345E-04
   15   1.6879740E-03   3.7826333E-04
   16   1.7614535E-03   3.5638340E-04
   17   1.8304709E-03   3.3365094E-04
   18   1.8948627E-03   3.1014474E-04
   19   1.9544827E-03   2.8594744E-04
   20   2.0092014E-03   2.6114655E-04
   21   2.0589070E-03   2.3583439E-04
   22   2.1035072E-03   2.1010745E-04
   23   2.1429291E-03   1.8406720E-04
   24   2.1771203E-03   1.5781958E-04
   25   2.2060504E-03   1.3147514E-04
   26   2.2297116E-03   1.0514903E-04
   27   2.2481187E-03   7.8954583E-05
   28   2.2613095E-03   5.3002620E-05
   29   2.2693437E-03   2.7408593E-05
   30   2.2723047E-03   2.2920455E-06
   31   2.2703006E-03  -2.2223271E-05
   32   2.2634641E-03  -4.6009280E-05
   33   2.2519543E-03  -6.8934260E-05
   34   2.2359569E-03  -9.0862323E-05
   35   2.2156850E-03  -1.1165578E-04
   36   2.1913793E-03  -1.3117755E-04
   37   2.1633061E-03  -1.4932014E-04
   38   2.1317476E-03  -1.6602021E-04
   39   2.0969963E-03  -1.8124489E-04
   40   2.0593480E-03  -1.9499353E-04
   41   2.0190952E-03  -2.0729836E-04
   42   1.9765206E-03  -2.1822370E-04
   43   1.9318922E-03  -2.2785140E-04
   44   1.8854610E-03  -2.3626547E-04
   45   1.8374615E-03  -2.4355022E-04
   46   1.7881108E-03  -2.4979001E-04
   47   1.7376096E-03  -2.5506890E-04
   48   1.6861417E-03  -2.5947055E-04
   49   1.6338743E-03  -2.6307807E-04
   50   1.5809582E-03  -2.6597381E-04
   51   1.5275271E-03  -2.6823939E-04
   52   1.4736977E-03  -2.6995548E-04
   53   1.4195776E-03  -2.7120158E-04
   54   1.3652459E-03  -2.7205649E-04
   55   1.3107759E-03  -2.7259759E-04
   56   1.2562228E-03  -2.7290032E-04
```

```
57   1.2016268E-03  -2.7303709E-04
58   1.1470144E-03  -2.7307675E-04
59   1.1197039E-03  -2.7307870E-04
```

```
+-------------------------------------------------------------------------------------------------------------------------------+
|                   PARATIEPLUS(TM)   NLS ENGINE RELEASE  2018.0    FULL VERSION  *Build date:Nov 13, 2017*                    |
|                                                                                                                               |
|                                    NewProject.BaseDesignSection_28.SISMICAGEO_1273                                            |
|                                   Exe Time : 4 September 2018 18:05:33                                                        |
+-------------------------------------------------------------------------------------------------------------------------------+
New Project


S T R E S S   R E S U L T S   F O R   G R O U P   N O.   1

0_L                                                              :
ELEMENT TYPE    5 NO.OF ELEMENTS. IN THIS GROUP   59
C U R R E N T   T I M E   I S      6.0000

 HARDENING 2D SOIL ELEMENT

 ****** TOTAL STRESS FORMULATION *****

  EL *   FORCE     DISPL-Y  VERTICAL-P  HORIZON.-P     MAX-V-P     MAX-H-P           STATE   STIFFNESS Z-LEVEL      PORE
E FACTOR    UFACTOR       Peq           Su_a         Su_p     LAYER
 ------------------------------------------------------------------------------------------------------------------------------
-------------------------------------------------------------------------------------------
   1 D  2.0319E-03 -3.2100E-04  4.2494E-02  2.0319E-02  4.2494E-02   1.633          UL-RL   9788.       0.000       0.000
1.000       1.000      2.0319E-02    0.000       0.000     DI1_164_167_L_0
   2 D  0.2693     -4.3050E-04   3.284       1.346       3.284       12.57          UL-RL   9788.     -0.2000       0.000
1.000       1.000        1.346       0.000       0.000     DI1_164_167_L_0
   3 D   1.314     -5.3960E-04   6.689       6.572       6.689       25.59          UL-RL   9788.     -0.4000       0.000
1.000       1.000        6.572       0.000       0.000     DI1_164_167_L_0
   4 D   4.034     -6.4792E-04   10.30       20.17       10.30       39.42          UL-RL   9788.     -0.6000       0.000
1.000       1.000        20.17       0.000       0.000     DI1_164_167_L_0
   5 D   6.491     -7.5505E-04   14.07       32.46       14.07       51.93          UL-RL   9788.     -0.8000       0.000
1.000       1.000        32.46       0.000       0.000     DI1_164_167_L_0
   6 D   6.356     -8.6062E-04   17.90       31.78       17.90       51.48          UL-RL   9788.      -1.000       0.000
1.000       1.000        31.78       0.000       0.000     DI1_164_167_L_0
   7 D   6.182     -9.6427E-04   21.73       30.91       21.73       50.83          UL-RL   9788.      -1.200       0.000
1.000       1.000        30.91       0.000       0.000     DI1_164_167_L_0
   8 D   5.988     -1.0657E-03   25.59       29.94       25.59       50.09          UL-RL   9788.      -1.400       0.000
1.000       1.000        29.94       0.000       0.000     DI1_164_167_L_0
   9 D   5.787     -1.1645E-03   29.87       28.94       29.87       49.30          UL-RL   9788.      -1.600       0.000
1.000       1.000        28.94       0.000       0.000     DI1_164_167_L_0
  10 D   5.590     -1.2604E-03   33.96       27.95       33.96       48.53          UL-RL   9788.      -1.800       0.000
1.000       1.000        27.95       0.000       0.000     DI1_164_167_L_0
  11 D   5.402     -1.3532E-03   37.91       27.01       37.91       47.81          UL-RL   9788.      -2.000       0.000
1.000       1.000        27.01       0.000       0.000     DI1_164_167_L_0
  12 D   5.228     -1.4426E-03   41.75       26.14       41.75       47.14          UL-RL   9788.      -2.200       0.000
1.000       1.000        26.14       0.000       0.000     DI1_164_167_L_0
  13 D   5.071     -1.5284E-03   45.50       25.36       45.50       46.56          UL-RL   9788.      -2.400       0.000
1.000       1.000        25.36       0.000       0.000     DI1_164_167_L_0
  14 D   4.934     -1.6102E-03   49.18       24.67       49.18       46.06          UL-RL   9788.      -2.600       0.000
1.000       1.000        24.67       0.000       0.000     DI1_164_167_L_0
  15 D   4.817     -1.6880E-03   52.81       24.09       52.81       45.66          UL-RL   9788.      -2.800       0.000
1.000       1.000        24.09       0.000       0.000     DI1_164_167_L_0
  16 D   4.723     -1.7615E-03   56.40       23.61       56.40       45.36          UL-RL   9788.      -3.000       0.000
1.000       1.000        23.61       0.000       0.000     DI1_164_167_L_0
  17 D   4.954     -1.8305E-03   60.10       24.77       60.10       45.16          UL-RL   9788.      -3.200       0.000
1.000       1.000        24.77       0.000       0.000     DI1_164_167_L_0
  18 D   5.246     -1.8949E-03   63.60       26.23       63.60       45.07          UL-RL   9788.      -3.400       0.000
1.000       1.000        26.23       0.000       0.000     DI1_164_167_L_0
  19 D   5.536     -1.9545E-03   67.08       27.68       67.08       45.08          UL-RL   9788.      -3.600       0.000
1.000       1.000        27.68       0.000       0.000     DI1_164_167_L_0
  20 D   5.824     -2.0092E-03   70.54       29.12       70.54       45.19          UL-RL   9788.      -3.800       0.000
1.000       1.000        29.12       0.000       0.000     DI1_164_167_L_0
  21 D   6.100     -2.0589E-03   73.85       30.50       73.85       45.41          UL-RL   9788.      -4.000       0.000
1.000       1.000        30.50       0.000       0.000     DI1_164_167_L_0
  22 D   6.386     -2.1035E-03   77.28       31.93       77.28       45.73          UL-RL   9788.      -4.200       0.000
1.000       1.000        31.93       0.000       0.000     DI1_164_167_L_0
  23 D   6.670     -2.1429E-03   80.69       33.35       80.69       46.16          UL-RL   9788.      -4.400       0.000
1.000       1.000        33.35       0.000       0.000     DI1_164_167_L_0
  24 D   6.953     -2.1771E-03   84.09       34.77       84.09       46.67          UL-RL   9788.      -4.600       0.000
1.000       1.000        34.77       0.000       0.000     DI1_164_167_L_0
```

25 D	7.236	-2.2061E-03	87.48	36.18	87.48	47.28	UL-RL	9788.	-4.800	0.000	
1.000	1.000	36.18	0.000	0.000	DI1_164_167_L_0						
26 D	6.714	-2.2297E-03	90.86	33.57	90.86	50.99	UL-RL	2.3364E+04	-5.000	0.000	
1.000	1.000	33.57	0.000	0.000	DI2_165_168_L_0						
27 D	6.975	-2.2481E-03	94.22	34.87	94.22	50.80	UL-RL	2.3364E+04	-5.200	0.000	
1.000	1.000	34.87	0.000	0.000	DI2_165_168_L_0						
28 D	7.235	-2.2613E-03	97.58	36.18	97.58	50.79	UL-RL	2.3364E+04	-5.400	0.000	
1.000	1.000	36.18	0.000	0.000	DI2_165_168_L_0						
29 D	7.495	-2.2693E-03	100.9	37.48	100.9	50.95	UL-RL	2.3364E+04	-5.600	0.000	
1.000	1.000	37.48	0.000	0.000	DI2_165_168_L_0						
30 D	7.755	-2.2723E-03	104.3	38.77	104.3	51.80	UL-RL	2.3364E+04	-5.800	0.000	
1.000	1.000	38.77	0.000	0.000	DI2_165_168_L_0						
31 D	8.013	-2.2703E-03	107.6	40.07	107.6	53.32	UL-RL	2.3364E+04	-6.000	0.000	
1.000	1.000	40.07	0.000	0.000	DI2_165_168_L_0						
32 D	8.248	-2.2635E-03	110.6	41.24	110.6	54.83	UL-RL	2.3364E+04	-6.200	0.000	
1.000	1.000	41.24	0.000	0.000	DI2_165_168_L_0						
33 D	8.483	-2.2520E-03	113.7	42.41	113.7	56.35	UL-RL	2.3364E+04	-6.400	0.000	
1.000	1.000	42.41	0.000	0.000	DI2_165_168_L_0						
34 D	8.718	-2.2360E-03	116.7	43.59	116.7	57.88	UL-RL	2.3364E+04	-6.600	0.000	
1.000	1.000	43.59	0.000	0.000	DI2_165_168_L_0						
35 D	8.954	-2.2157E-03	119.7	44.77	119.7	59.41	UL-RL	2.3364E+04	-6.800	0.000	
1.000	1.000	44.77	0.000	0.000	DI2_165_168_L_0						
36 D	9.190	-2.1914E-03	122.8	45.95	122.8	60.94	UL-RL	2.3364E+04	-7.000	0.000	
1.000	1.000	45.95	0.000	0.000	DI2_165_168_L_0						
37 D	9.427	-2.1633E-03	125.8	47.14	125.8	62.47	UL-RL	2.3364E+04	-7.200	0.000	
1.000	1.000	47.14	0.000	0.000	DI2_165_168_L_0						
38 D	9.664	-2.1317E-03	128.9	48.32	128.9	64.01	UL-RL	2.3364E+04	-7.400	0.000	
1.000	1.000	48.32	0.000	0.000	DI2_165_168_L_0						
39 D	9.901	-2.0970E-03	132.0	49.51	132.0	65.55	UL-RL	2.3364E+04	-7.600	0.000	
1.000	1.000	49.51	0.000	0.000	DI2_165_168_L_0						
40 D	10.14	-2.0593E-03	135.0	50.69	135.0	67.09	UL-RL	2.3364E+04	-7.800	0.000	
1.000	1.000	50.69	0.000	0.000	DI2_165_168_L_0						
41 D	10.38	-2.0191E-03	138.1	51.88	138.1	68.64	UL-RL	2.3364E+04	-8.000	0.000	
1.000	1.000	51.88	0.000	0.000	DI2_165_168_L_0						
42 D	10.61	-1.9765E-03	141.2	53.07	141.2	70.18	UL-RL	2.3364E+04	-8.200	0.000	
1.000	1.000	53.07	0.000	0.000	DI2_165_168_L_0						
43 D	10.85	-1.9319E-03	144.3	54.26	144.3	71.73	UL-RL	2.3364E+04	-8.400	0.000	
1.000	1.000	54.26	0.000	0.000	DI2_165_168_L_0						
44 D	11.09	-1.8855E-03	147.4	55.45	147.4	73.28	UL-RL	2.3364E+04	-8.600	0.000	
1.000	1.000	55.45	0.000	0.000	DI2_165_168_L_0						
45 D	11.33	-1.8375E-03	150.5	56.64	150.5	74.83	UL-RL	2.3364E+04	-8.800	0.000	
1.000	1.000	56.64	0.000	0.000	DI2_165_168_L_0						
46 D	11.57	-1.7881E-03	153.6	57.83	153.6	76.38	UL-RL	2.3364E+04	-9.000	0.000	
1.000	1.000	57.83	0.000	0.000	DI2_165_168_L_0						
47 D	11.80	-1.7376E-03	156.7	59.02	156.7	77.93	UL-RL	2.3364E+04	-9.200	0.000	
1.000	1.000	59.02	0.000	0.000	DI2_165_168_L_0						
48 D	12.04	-1.6861E-03	159.8	60.21	159.8	79.48	UL-RL	2.3364E+04	-9.400	0.000	
1.000	1.000	60.21	0.000	0.000	DI2_165_168_L_0						
49 D	12.28	-1.6339E-03	163.0	61.41	163.0	81.04	UL-RL	2.3364E+04	-9.600	0.000	
1.000	1.000	61.41	0.000	0.000	DI2_165_168_L_0						
50 D	12.52	-1.5810E-03	166.1	62.60	166.1	82.59	UL-RL	2.3364E+04	-9.800	0.000	
1.000	1.000	62.60	0.000	0.000	DI2_165_168_L_0						
51 D	12.76	-1.5275E-03	169.2	63.79	169.2	84.15	UL-RL	2.3364E+04	-10.00	0.000	
1.000	1.000	63.79	0.000	0.000	DI2_165_168_L_0						
52 D	13.00	-1.4737E-03	172.3	64.99	172.3	85.71	UL-RL	2.3364E+04	-10.20	0.000	
1.000	1.000	64.99	0.000	0.000	DI2_165_168_L_0						
53 D	13.24	-1.4196E-03	175.5	66.18	175.5	87.27	UL-RL	2.3364E+04	-10.40	0.000	
1.000	1.000	66.18	0.000	0.000	DI2_165_168_L_0						
54 D	13.48	-1.3652E-03	178.6	67.38	178.6	88.82	UL-RL	2.3364E+04	-10.60	0.000	
1.000	1.000	67.38	0.000	0.000	DI2_165_168_L_0						
55 D	13.72	-1.3108E-03	181.8	68.58	181.8	90.38	UL-RL	2.3364E+04	-10.80	0.000	
1.000	1.000	68.58	0.000	0.000	DI2_165_168_L_0						
56 D	13.95	-1.2562E-03	184.9	69.77	184.9	91.94	UL-RL	2.3364E+04	-11.00	0.000	
1.000	1.000	69.77	0.000	0.000	DI2_165_168_L_0						
57 D	14.19	-1.2016E-03	188.0	70.97	188.0	93.50	UL-RL	2.3364E+04	-11.20	0.000	
1.000	1.000	70.97	0.000	0.000	DI2_165_168_L_0						
58 D	10.83	-1.1470E-03	191.2	72.17	191.2	95.06	UL-RL	2.3364E+04	-11.40	0.000	
1.000	1.000	72.17	0.000	0.000	DI2_165_168_L_0						
59 D	3.639	-1.1197E-03	192.8	72.77	192.8	95.84	UL-RL	2.3364E+04	-11.50	0.000	
1.000	1.000	72.77	0.000	0.000	DI2_165_168_L_0						

```
+-----------------------------------------------------------------------------------------------------------------------+
|                  PARATIEPLUS(TM)   NLS ENGINE RELEASE  2018.0    FULL VERSION  *Build date:Nov 13, 2017*              |
|                                                                                                                       |
|                                   NewProject.BaseDesignSection_28.SISMICAGEO_1273                                     |
|                                  Exe Time : 4 September 2018 18:05:33                                                 |
+-----------------------------------------------------------------------------------------------------------------------+
New Project


S T R E S S   R E S U L T S   F O R   G R O U P   N O.   2

0_R                                                                :
ELEMENT TYPE    5 NO.OF ELEMENTS. IN THIS GROUP   59
C U R R E N T   T I M E   I S     6.0000

 HARDENING 2D SOIL ELEMENT

 ****** TOTAL STRESS FORMULATION *****

 EL *   FORCE     DISPL-Y  VERTICAL-P  HORIZON.-P     MAX-V-P     MAX-H-P          STATE   STIFFNESS Z-LEVEL      PORE
E FACTOR    UFACTOR       Peq          Su_a        Su_p     LAYER
 ---------------------------------------------------------------------------------------------------------------------------
-----------------------------------------------------------------------------------------------
   1     0.000         --          --          --          --          --          REMOVED     --        0.000       0.000
1.000       1.000       0.000       0.000       0.000     not available
   2     0.000         --          --          --          --          --          REMOVED     --      -0.2000       0.000
1.000       1.000       0.000       0.000       0.000     not available
   3     0.000         --          --          --          --          --          REMOVED     --      -0.4000       0.000
1.000       1.000       0.000       0.000       0.000     not available
   4     0.000         --          --          --          --          --          REMOVED     --      -0.6000       0.000
1.000       1.000       0.000       0.000       0.000     not available
   5     0.000         --          --          --          --          --          REMOVED     --      -0.8000       0.000
1.000       1.000       0.000       0.000       0.000     not available
   6     0.000         --          --          --          --          --          REMOVED     --       -1.000       0.000
1.000       1.000       0.000       0.000       0.000     not available
   7     0.000         --          --          --          --          --          REMOVED     --       -1.200       0.000
1.000       1.000       0.000       0.000       0.000     not available
   8     0.000         --          --          --          --          --          REMOVED     --       -1.400       0.000
1.000       1.000       0.000       0.000       0.000     not available
   9     0.000         --          --          --          --          --          REMOVED     --       -1.600       0.000
1.000       1.000       0.000       0.000       0.000     not available
  10     0.000         --          --          --          --          --          REMOVED     --       -1.800       0.000
1.000       1.000       0.000       0.000       0.000     not available
  11     0.000         --          --          --          --          --          REMOVED     --       -2.000       0.000
1.000       1.000       0.000       0.000       0.000     not available
  12     0.000         --          --          --          --          --          REMOVED     --       -2.200       0.000
1.000       1.000       0.000       0.000       0.000     not available
  13     0.000         --          --          --          --          --          REMOVED     --       -2.400       0.000
1.000       1.000       0.000       0.000       0.000     not available
  14     0.000         --          --          --          --          --          REMOVED     --       -2.600       0.000
1.000       1.000       0.000       0.000       0.000     not available
  15     0.000         --          --          --          --          --          REMOVED     --       -2.800       0.000
1.000       1.000       0.000       0.000       0.000     not available
  16     0.000         --          --          --          --          --          REMOVED     --       -3.000       0.000
1.000       1.000       0.000       0.000       0.000     not available
  17     0.000         --          --          --          --          --          REMOVED     --       -3.200       0.000
1.000       1.000       0.000       0.000       0.000     not available
  18     0.000         --          --          --          --          --          REMOVED     --       -3.400       0.000
1.000       1.000       0.000       0.000       0.000     not available
  19     0.000         --          --          --          --          --          REMOVED     --       -3.600       0.000
1.000       1.000       0.000       0.000       0.000     not available
  20     0.000         --          --          --          --          --          REMOVED     --       -3.800       0.000
1.000       1.000       0.000       0.000       0.000     not available
  21     0.000         --          --          --          --          --          REMOVED     --       -4.000       0.000
1.000       1.000       0.000       0.000       0.000     not available
  22     0.000         --          --          --          --          --          REMOVED     --       -4.200       0.000
1.000       1.000       0.000       0.000       0.000     not available
  23     0.000         --          --          --          --          --          REMOVED     --       -4.400       0.000
1.000       1.000       0.000       0.000       0.000     not available
  24     0.000         --          --          --          --          --          REMOVED     --       -4.600       0.000
1.000       1.000       0.000       0.000       0.000     not available
```

25	0.000	--	--	--	--	--	REMOVED	--	-4.800	0.000	
1.000	1.000	0.000	0.000	0.000	not available						
26	0.000	--	--	--	--	--	REMOVED	--	-5.000	0.000	
1.000	1.000	0.000	0.000	0.000	not available						
27	0.000	--	--	--	--	--	REMOVED	--	-5.200	0.000	
1.000	1.000	0.000	0.000	0.000	not available						
28	0.000	--	--	--	--	--	REMOVED	--	-5.400	0.000	
1.000	1.000	0.000	0.000	0.000	not available						
29	0.000	--	--	--	--	--	REMOVED	--	-5.600	0.000	
1.000	1.000	0.000	0.000	0.000	not available						
30	0.000	--	--	--	--	--	REMOVED	--	-5.800	0.000	
1.000	1.000	0.000	0.000	0.000	not available						
31	0.000	--	--	--	--	--	REMOVED	--	-6.000	0.000	
1.000	1.000	0.000	0.000	0.000	not available						
32	0.000	--	--	--	--	--	REMOVED	--	-6.200	0.000	
1.000	1.000	0.000	0.000	0.000	not available						
33 D	1.5070E-05	2.2520E-03	1.600	7.5352E-05	1.600	0.8000	UL-RL	1.9063E+04	-6.400	0.000	
1.000	1.000	7.5352E-05	0.000	0.000	DI2_165_168_L_0						
34 D	0.2344	2.2360E-03	4.800	1.172	4.800	2.400	UL-RL	1.9063E+04	-6.600	0.000	
1.000	1.000	1.172	0.000	0.000	DI2_165_168_L_0						
35 D	0.5449	2.2157E-03	8.000	2.724	8.000	4.000	UL-RL	1.9063E+04	-6.800	0.000	
1.000	1.000	2.724	0.000	0.000	DI2_165_168_L_0						
36 D	4.364	2.1914E-03	11.20	21.82	112.0	61.98	UL-RL	1.9063E+04	-7.000	0.000	
1.000	1.000	21.82	0.000	0.000	DI2_165_168_L_0						
37 D	6.429	2.1633E-03	14.40	32.14	115.2	63.72	UL-RL	1.9063E+04	-7.200	0.000	
1.000	1.000	32.14	0.000	0.000	DI2_165_168_L_0						
38 D	8.621	2.1317E-03	17.60	43.10	118.4	65.41	UL-RL	1.9063E+04	-7.400	0.000	
1.000	1.000	43.10	0.000	0.000	DI2_165_168_L_0						
39 D	10.87	2.0970E-03	20.80	54.34	121.6	67.07	UL-RL	1.9063E+04	-7.600	0.000	
1.000	1.000	54.34	0.000	0.000	DI2_165_168_L_0						
40 D	13.14	2.0593E-03	24.00	65.72	124.8	68.70	UL-RL	1.9063E+04	-7.800	0.000	
1.000	1.000	65.72	0.000	0.000	DI2_165_168_L_0						
41 D	15.30	2.0191E-03	27.20	76.48	128.0	78.02	UL-RL	1.9063E+04	-8.000	0.000	
1.000	1.000	76.48	0.000	0.000	DI2_165_168_L_0						
42 D	15.78	1.9765E-03	30.40	78.89	131.2	80.47	UL-RL	1.9063E+04	-8.200	0.000	
1.000	1.000	78.89	0.000	0.000	DI2_165_168_L_0						
43 D	16.04	1.9319E-03	33.60	80.21	134.4	81.83	UL-RL	1.9063E+04	-8.400	0.000	
1.000	1.000	80.21	0.000	0.000	DI2_165_168_L_0						
44 D	16.29	1.8855E-03	36.80	81.44	137.6	83.09	UL-RL	1.9063E+04	-8.600	0.000	
1.000	1.000	81.44	0.000	0.000	DI2_165_168_L_0						
45 D	16.52	1.8375E-03	40.00	82.59	140.8	84.28	UL-RL	1.9063E+04	-8.800	0.000	
1.000	1.000	82.59	0.000	0.000	DI2_165_168_L_0						
46 D	16.74	1.7881E-03	43.20	83.68	144.0	85.41	UL-RL	1.9063E+04	-9.000	0.000	
1.000	1.000	83.68	0.000	0.000	DI2_165_168_L_0						
47 D	16.94	1.7376E-03	46.40	84.72	147.2	86.48	UL-RL	1.9063E+04	-9.200	0.000	
1.000	1.000	84.72	0.000	0.000	DI2_165_168_L_0						
48 D	17.14	1.6861E-03	49.60	85.71	150.4	87.51	UL-RL	1.9063E+04	-9.400	0.000	
1.000	1.000	85.71	0.000	0.000	DI2_165_168_L_0						
49 D	17.33	1.6339E-03	52.80	86.67	153.6	88.50	UL-RL	1.9063E+04	-9.600	0.000	
1.000	1.000	86.67	0.000	0.000	DI2_165_168_L_0						
50 D	17.52	1.5810E-03	56.00	87.59	156.8	89.46	UL-RL	1.9063E+04	-9.800	0.000	
1.000	1.000	87.59	0.000	0.000	DI2_165_168_L_0						
51 D	17.70	1.5275E-03	59.20	88.49	160.0	90.39	UL-RL	1.9063E+04	-10.00	0.000	
1.000	1.000	88.49	0.000	0.000	DI2_165_168_L_0						
52 D	17.87	1.4737E-03	62.40	89.37	163.2	91.30	UL-RL	1.9063E+04	-10.20	0.000	
1.000	1.000	89.37	0.000	0.000	DI2_165_168_L_0						
53 D	18.05	1.4196E-03	65.60	90.23	166.4	92.19	UL-RL	1.9063E+04	-10.40	0.000	
1.000	1.000	90.23	0.000	0.000	DI2_165_168_L_0						
54 D	18.21	1.3652E-03	68.80	91.06	169.6	93.05	UL-RL	1.9063E+04	-10.60	0.000	
1.000	1.000	91.06	0.000	0.000	DI2_165_168_L_0						
55 D	18.28	1.3108E-03	72.00	91.38	172.8	93.41	UL-RL	1.9063E+04	-10.80	0.000	
1.000	1.000	91.38	0.000	0.000	DI2_165_168_L_0						
56 D	18.32	1.2562E-03	75.20	91.58	176.0	93.63	UL-RL	1.9063E+04	-11.00	0.000	
1.000	1.000	91.58	0.000	0.000	DI2_165_168_L_0						
57 D	18.32	1.2016E-03	78.40	91.59	179.2	93.67	UL-RL	1.9063E+04	-11.20	0.000	
1.000	1.000	91.59	0.000	0.000	DI2_165_168_L_0						
58 D	13.78	1.1470E-03	81.60	91.89	182.4	95.06	UL-RL	1.9063E+04	-11.40	0.000	
1.000	1.000	91.89	0.000	0.000	DI2_165_168_L_0						
59 D	4.603	1.1197E-03	83.20	92.06	184.0	95.84	UL-RL	1.9063E+04	-11.50	0.000	
1.000	1.000	92.06	0.000	0.000	DI2_165_168_L_0						

```
+-------------------------------------------------------------------------------------------------------------------------+
|                   PARATIEPLUS(TM)   NLS ENGINE RELEASE  2018.0    FULL VERSION  *Build date:Nov 13, 2017*               |
|                                                                                                                         |
|                                    NewProject.BaseDesignSection_28.SISMICAGEO_1273                                      |
|                                   Exe Time : 4 September 2018 18:05:33                                                  |
+-------------------------------------------------------------------------------------------------------------------------+
New Project


S T R E S S   R E S U L T S   F O R   G R O U P   N O.   3

WallElement_33                                                :
ELEMENT TYPE    2 NO.OF ELEMENTS. IN THIS GROUP   58
C U R R E N T   T I M E   I S     6.0000

 WALL2D ELEMENT

   EL      TA          TB          MA          MB
-------------------------------------------------------
    1 -122.35      122.35     1.36444E-11 -24.469
    2 -122.08      122.08      24.469     -48.884
    3 -120.76      120.76      48.884     -73.036
    4 -116.73      116.73      73.036     -96.382
    5 -110.24      110.24      96.382     -118.43
    6 -103.88      103.88      118.43     -139.20
    7 -97.698      97.698      139.20     -158.74
    8 -91.710      91.710      158.74     -177.09
    9 -85.923      85.923      177.09     -194.27
   10 -80.333      80.333      194.27     -210.34
   11 -74.931      74.931      210.34     -225.32
   12 -69.703      69.703      225.32     -239.26
   13 -64.632      64.632      239.26     -252.19
   14 -59.698      59.698      252.19     -264.13
   15 -54.881      54.881      264.13     -275.11
   16 -50.158      50.158      275.11     -285.14
   17 -45.203      45.203      285.14     -294.18
   18 -39.957      39.957      294.18     -302.17
   19 -34.421      34.421      302.17     -309.05
   20 -28.597      28.597      309.05     -314.77
   21 -22.497      22.497      314.77     -319.27
   22 -16.112      16.112      319.27     -322.50
   23 -9.4418      9.4418      322.50     -324.38
   24 -2.4886      2.4886      324.38     -324.88
   25  4.7470     -4.7470      324.88     -323.93
   26  11.461     -11.461      323.93     -321.64
   27  18.436     -18.436      321.64     -317.95
   28  25.671     -25.671      317.95     -312.82
   29  33.167     -33.167      312.82     -306.19
   30  40.921     -40.921      306.19     -298.00
   31  48.934     -48.934      298.00     -288.21
   32  57.182     -57.182      288.21     -276.78
   33  65.665     -65.665      276.78     -263.65
   34  74.148     -74.148      263.65     -248.82
   35  82.558     -82.558      248.82     -232.30
   36  87.384     -87.384      232.30     -214.83
   37  90.382     -90.382      214.83     -196.75
   38  91.426     -91.426      196.75     -178.47
   39  90.460     -90.460      178.47     -160.37
   40  87.455     -87.455      160.37     -142.88
   41  82.535     -82.535      142.88     -126.38
   42  77.370     -77.370      126.38     -110.90
   43  72.179     -72.179      110.90     -96.466
   44  66.981     -66.981      96.466     -83.070
   45  61.790     -61.790      83.070     -70.712
   46  56.619     -56.619      70.712     -59.388
   47  51.479     -51.479      59.388     -49.092
   48  46.380     -46.380      49.092     -39.816
   49  41.327     -41.327      39.816     -31.551
   50  36.328     -36.328      31.551     -24.285
   51  31.389     -31.389      24.285     -18.007
   52  26.512     -26.512      18.007     -12.705
```

53	21.703	-21.703	12.705	-8.3645
54	16.967	-16.967	8.3645	-4.9710
55	12.406	-12.406	4.9710	-2.4899
56	8.0451	-8.0451	2.4899	-0.88084
57	3.9220	-3.9220	0.88084	-9.64437E-02
58	0.96434	-0.96434	9.64437E-02	4.02056E-11

```
+-------------------------------------------------------------------------------------------------------------------------------+
|                   PARATIEPLUS(TM)   NLS ENGINE RELEASE  2018.0    FULL VERSION  *Build date:Nov 13, 2017*                    |
|                                                                                                                               |
|                                    NewProject.BaseDesignSection_28.SISMICAGEO_1273                                            |
|                                   Exe Time : 4 September 2018 18:05:33                                                        |
+-------------------------------------------------------------------------------------------------------------------------------+
New Project


S T R E S S    R E S U L T S    F O R    G R O U P    N O.    4

Tieback_175                                                 :
ELEMENT TYPE    6 NO.OF ELEMENTS. IN THIS GROUP    1
C U R R E N T    T I M E    I S      6.0000

 POST-TENSION 2D-BOUNDARY ELEMENT

         EL    FORCE          d0          EDISPL     pl. eps          K     -ve limit   +ve limit
-------------------------------------------------------------------------------------------------------------
 ANCHOR    1   141.27     -1.48346E-03  1.59077E-04   0.0000       1689.0       0.0000       0.0000     ELASTIC  ORIGINAL
YOUNG MODULUS
```

```
+-------------------------------------------------------------------------------------------------------------------------+
|                   PARATIEPLUS(TM)   NLS ENGINE RELEASE  2018.0    FULL VERSION  *Build date:Nov 13, 2017*              |
|                                                                                                                         |
|                                    NewProject.BaseDesignSection_28.SISMICAGEO_1273                                      |
|                                   Exe Time : 4 September 2018 18:05:33                                                  |
+-------------------------------------------------------------------------------------------------------------------------+


     F I N A L    I N C R E M E N T A L    A N A L Y S I S

                    S U M M A R Y

     STEP                                  NO. OF ITERATIONS

        1           CONVERGENCE :YES                      2
        2           CONVERGENCE :YES                      4
        3           CONVERGENCE :YES                      5
        4           CONVERGENCE :YES                      5
        5           CONVERGENCE :YES                      3
        6           CONVERGENCE :YES                      2


 END OF PROCESS FOR PROBLEM
New Project
NONLINEAR SOLUTION CPU TIME ....    0.11 [sec]
DATABASE  CREATION CPU TIME.....    0.37 [sec]
```

24 ALLEGATI PARATIA TIPO 4

Design Assumption : Nominal - File di Paratie - File di input (.d)

```
* PARATIE ANALYSIS FOR DESIGN SECTION:Base Design Section USING ASSUMPTION: Nominal
 * Time:martedì 4 settembre 2018 18:06:08
 * 1: Defining general settings
 UNIT  m kN
 TITLE New Project
 DELTA 0.2
 option param itemax 40
 option control hinges 0 0.0001 0.001

 * 2: Defining wall(s)
 WALL LeftWall_32 0 -13.5 0 1

 * 3: Defining surfaces for wall(s)
 SOIL 0_L LeftWall_32 -13.5 0 1 0
 SOIL 0_R LeftWall_32 -13.5 0 2 180

 * 4: Defining soil layers
 *
 * Soil Profile (Rilevato_2_8_L_0)
 *
 LDATA Rilevato_2_8_L_0 3 LeftWall_32
 ATREST 0.5 0.5 1
 WEIGHT 19 10 10
 PERMEABILITY 0.0001
 RESISTANCE 0 38 0 0 0
 YOUNG 1.5E+04 4.5E+04
 ENDL
 *
 * Soil Profile (DI1_164_167_L_0)
 *
 LDATA DI1_164_167_L_0 0 LeftWall_32
 ATREST 0.5 0.5 1
 WEIGHT 16 6 10
 PERMEABILITY 1E-05
 RESISTANCE 0 30 0 0 0
 YOUNG 3E+04 4.8E+04
 ENDL
 *
 * Soil Profile (DI2_165_168_L_0)
 *
 LDATA DI2_165_168_L_0 -5 LeftWall_32
 ATREST 0.5 0.5 1
 WEIGHT 16 6 10
 PERMEABILITY 1E-05
 RESISTANCE 1 33 0 0 0
 YOUNG 6.8E+04 1.088E+05
 ENDL

 * 5: Defining structural materials
 * Steel material: 108 Name=Fe360 E=206000200 kPa
 MATERIAL Fe360_108 2.06E+08
 * Concrete material: 104 Name=C25/30 E=31475800 kPa
 MATERIAL C2530_104 3.148E+07
 * Rebar material: 124 Name=acciaio armonico E=200100000 kPa
 MATERIAL acciaioarmonico_124 2.001E+08
 * Concrete material: 103 Name=C20/25 E=29962000 kPa
 MATERIAL C2025_103 2.996E+07

 * 6: Defining structural elements
 * 6.1: Beams and combined Wall Elements
 BEAM WallElement_33 LeftWall_32 -13.5 0 C2530_104 0.9794 00 00 0


 * 6.2: Supports
 WIRE Tieback_175 LeftWall_32 0 acciaioarmonico_124 7.29E-06 138.5 30 0 0
```

```
* 6.3: Strips
STRIP LeftWall_32 1 6 1 11 0 20 45
STRIP LeftWall_32 1 6 18 12 2.7 20 45

* 7: Defining Steps
STEP Stage1_31
CHANGE Rilevato_2_8_L_0 U-FRICT=38 LeftWall_32
CHANGE Rilevato_2_8_L_0 D-FRICT=38 LeftWall_32
CHANGE Rilevato_2_8_L_0 U-KA=0.238 LeftWall_32
CHANGE Rilevato_2_8_L_0 U-KP=7.232 LeftWall_32
CHANGE Rilevato_2_8_L_0 D-KA=0.238 LeftWall_32
CHANGE Rilevato_2_8_L_0 D-KP=7.232 LeftWall_32
CHANGE DI1_164_167_L_0 U-FRICT=30 LeftWall_32
CHANGE DI1_164_167_L_0 D-FRICT=30 LeftWall_32
CHANGE DI1_164_167_L_0 U-KA=0.333 LeftWall_32
CHANGE DI1_164_167_L_0 U-KP=4.288 LeftWall_32
CHANGE DI1_164_167_L_0 D-KA=0.333 LeftWall_32
CHANGE DI1_164_167_L_0 D-KP=4.288 LeftWall_32
CHANGE DI2_165_168_L_0 U-FRICT=33 LeftWall_32
CHANGE DI2_165_168_L_0 D-FRICT=33 LeftWall_32
CHANGE DI2_165_168_L_0 U-KA=0.295 LeftWall_32
CHANGE DI2_165_168_L_0 U-KP=6.049 LeftWall_32
CHANGE DI2_165_168_L_0 D-KA=0.295 LeftWall_32
CHANGE DI2_165_168_L_0 D-KP=5.16 LeftWall_32
CHANGE Rilevato_2_8_L_0 U-COHE=0 LeftWall_32
CHANGE Rilevato_2_8_L_0 U-ADHES=0 LeftWall_32
CHANGE Rilevato_2_8_L_0 D-COHE=0 LeftWall_32
CHANGE Rilevato_2_8_L_0 D-ADHES=0 LeftWall_32
CHANGE DI1_164_167_L_0 U-COHE=0 LeftWall_32
CHANGE DI1_164_167_L_0 U-ADHES=0 LeftWall_32
CHANGE DI1_164_167_L_0 D-COHE=0 LeftWall_32
CHANGE DI1_164_167_L_0 D-ADHES=0 LeftWall_32
CHANGE DI2_165_168_L_0 U-COHE=1 LeftWall_32
CHANGE DI2_165_168_L_0 U-ADHES=0 LeftWall_32
CHANGE DI2_165_168_L_0 D-COHE=1 LeftWall_32
CHANGE DI2_165_168_L_0 D-ADHES=0 LeftWall_32
SETWALL LeftWall_32
GEOM 0 0
WATER -18 0 -13.5 0 0
ADD WallElement_33
ENDSTEP

STEP Stage2_183
SETWALL LeftWall_32
GEOM 0 -1
WATER -18 0 -13.5 0 0
ENDSTEP

STEP Stage3_283
SETWALL LeftWall_32
GEOM 0 -1
WATER -18 0 -13.5 0 0
ADD Tieback_175
ENDSTEP

STEP Stage4_383
SETWALL LeftWall_32
GEOM 0 -9
WATER -18 0 -13.5 0 0
ENDSTEP

STEP Stage5_744
SETWALL LeftWall_32
GEOM 0 -8.5
WATER -18 0 -13.5 0 0
ENDSTEP

STEP Stage6_2841
SETWALL LeftWall_32
GEOM 0 -8.5
```

```
WATER -18 0 -13.5 0 0
CHANGE Rilevato_2_8_L_0 U-KAED=0.3064 LeftWall_32
CHANGE Rilevato_2_8_L_0 U-KAEW=0.3738 LeftWall_32
CHANGE Rilevato_2_8_L_0 U-KPED=7.191 LeftWall_32
CHANGE Rilevato_2_8_L_0 U-KPEW=6.671 LeftWall_32
CHANGE Rilevato_2_8_L_0 D-KAED=0.2822 LeftWall_32
CHANGE Rilevato_2_8_L_0 D-KAEW=0.3514 LeftWall_32
CHANGE Rilevato_2_8_L_0 D-KPED=6.419 LeftWall_32
CHANGE Rilevato_2_8_L_0 D-KPEW=5.886 LeftWall_32
CHANGE DI1_164_167_L_0 U-KAED=0.418 LeftWall_32
CHANGE DI1_164_167_L_0 U-KAEW=0.5644 LeftWall_32
CHANGE DI1_164_167_L_0 U-KPED=4.215 LeftWall_32
CHANGE DI1_164_167_L_0 U-KPEW=3.563 LeftWall_32
CHANGE DI1_164_167_L_0 D-KAED=0.3836 LeftWall_32
CHANGE DI1_164_167_L_0 D-KAEW=0.537 LeftWall_32
CHANGE DI1_164_167_L_0 D-KPED=3.757 LeftWall_32
CHANGE DI1_164_167_L_0 D-KPEW=3.083 LeftWall_32
CHANGE DI2_165_168_L_0 U-KAED=0.3727 LeftWall_32
CHANGE DI2_165_168_L_0 U-KAEW=0.5086 LeftWall_32
CHANGE DI2_165_168_L_0 U-KPED=6.078 LeftWall_32
CHANGE DI2_165_168_L_0 U-KPEW=5.407 LeftWall_32
CHANGE DI2_165_168_L_0 D-KAED=0.3428 LeftWall_32
CHANGE DI2_165_168_L_0 D-KAEW=0.4839 LeftWall_32
CHANGE DI2_165_168_L_0 D-KPED=4.545 LeftWall_32
CHANGE DI2_165_168_L_0 D-KPEW=3.794 LeftWall_32
EQK 0.1059 0.05294 -0.05294 0 0.5 0 0.5 0 0
WOOD 39.37 39.37 -8.5 0
* Include pressure contribution from wall: LeftWall_32
* Include wall contribution
DLOAD step LeftWall_32 -8.5 2.303 0 2.303
ENDSTEP
```

Design Assumption : Nominal - File di Paratie - File di output (.out)

```
+-------------------------------------------------------------------------------------------------------------------------+
|                   PARATIEPLUS(TM)   NLS ENGINE RELEASE  2018.0    FULL VERSION  *Build date:Nov 13, 2017*               |
|                                                                                                                         |
|                                      NewProject.BaseDesignSection_28.Nominal_63                                         |
|                                  Exe Time : 4 September 2018 18:06:08                                                   |
+-------------------------------------------------------------------------------------------------------------------------+

                  ********************************************************
                  *                                                      *
                  *  PARATIE PLUS Non-Linear Spring Engine               *
                  *                                                      *
                  *          AN ELASTOPLASTIC FINITE ELEMENT PROGRAM     *
                  *          FOR FLEXIBLE EARTH-RETAINING STRUCTURES     *
                  *                                                      *
                  *          Written by Ce.A.S. s.r.l. (ITALY)           *
                  *          with the scientific supervision of          *
                  *          Roberto Nova - full professor SOIL MECHANICS*
                  *          at Politecnico di Milano (ITALY)            *
                  *                                                      *
                  ********************************************************
                  *                                                      *
                  *  RELEASE   2018.0     *Build date:Nov 13, 2017*    *
                  *                                                      *
                  *                                                      *
                  *  Ce.A.S.     S.R.L   CENTRO DI ANALISI STRUTTURALE   *
                  *              VIALE   GIUSTINIANO 10                  *
                  *              20129   M I L A N O  (ITALIA)           *
                  *  TEL.        +39 02 2020221                          *
                  *                                                      *
                  *  email       bruno.becci@ceas.it                     *
                  *  Web Page    www.ceas.it     www.paratieplus.com     *
                  ********************************************************
```

```
 JOB : NewProject.BaseDesignSection_28.Nominal_63
 STARTING
ACCEPTED   <FILE,GENW                                                    >
ACCEPTED   <FILE,PLOTTER,BINARY                                          >
ACCEPTED   <SOLVE TOTAL_STRESS                                           >
ACCEPTED   <PARAM ITEMAX 40                                              >
ACCEPTED   <CONTROL HINGES 0 0.0001 0.001                                >


                ************************************************************
                *                                                          *
                *  WARNING : PORE PRESSURES ARE AUTOMATICALLY COMPUTED     *
                *    BY THE PROGRAM.                                       *
                ************************************************************

PRELIMINARY OPERATIONS CPU TIME     0.01 [sec]
```

```
+-------------------------------------------------------------------------------------------------------------------------+
|                   PARATIEPLUS(TM)   NLS ENGINE RELEASE  2018.0    FULL VERSION  *Build date:Nov 13, 2017*               |
|                                                                                                                         |
|                                      NewProject.BaseDesignSection_28.Nominal_63                                         |
|                                  Exe Time : 4 September 2018 18:06:08                                                   |
+-------------------------------------------------------------------------------------------------------------------------+


INPUT FILE HAS BEEN GENERATED BY WALGEN PROGRAM


New Project


NO. OF NODAL POINTS (NUMNP) ...................   69
NO. OF COORDINATES  (NCOORD)...................    2
NO. OF NODE DOFS    (NDOF).....................    2
NO. OF EQUATIONS    (NEQ)...................... 138
NO. OF CONSTRAINTS CARDS (NVINC)...............    0
NO. OF ELEMENT GROUPS (NEG).....................    4
NO. OF SOLUTION STEPS (NSTE)...................    6
NO. OF ELEMENT SETS ATTACHED TO SLAVE NODES ...    0
NO. OF RECORD FROM WALGEN ..................... 126
NO. OF LONG NAMES (LASTNAME) ..................   24
LENGTH UNIT CHOICE ............................    3 (M   )
FORCE  UNIT CHOICE ............................    3 (KN  )
MAX PORE PRESSURE TABLE LENGTH.................    1
NO. OF ELEMENT GROUPS REQUIRING ADD. SLIP DOF .    0


IDOFA (01) =  2  Y-DISPL.F
IDOFA (02) =  4   X-ROT. F

 RELEVANT ITEMS UNITS

 STRESSES                  kPa
 Y-DISPLACEMENTS           m
 ROTATIONS                 RADIANS
 BEAM AND SLAB MOMENTS     kN*m/m
 BEAM SHEAR FORCES         kN/m
 ANCHOR FORCES             kN/m
 AXIAL FORCES IN TRUSSES   kN/m
 AXIAL FORCES SPRINGS      kN/m
 Y-REACTIONS               kN/m
 X-MOMENT REACTIONS        kN*m/m
 ETC.
```

```
+-------------------------------------------------------------------------------------------------------------------------+
|                  PARATIEPLUS(TM)   NLS ENGINE RELEASE  2018.0    FULL VERSION  *Build date:Nov 13, 2017*              |
|                                                                                                                         |
|                                    NewProject.BaseDesignSection_28.Nominal_63                                           |
|                                 Exe Time : 4 September 2018 18:06:08                                                    |
+-------------------------------------------------------------------------------------------------------------------------+
                  P R E P R O C E S S O R    D A T A

                  N O.  O F   C O M M A N D S    126

   1 : UNIT  m kN
   2 : TITLE New Project
   3 : DELTA 0.2
   4 : option param itemax 40
   5 : option control hinges 0 0.0001 0.001
   6 : WALL LeftWall_32 0 -13.5 0 1
   7 : SOIL 0_L LeftWall_32 -13.5 0 1 0
   8 : SOIL 0_R LeftWall_32 -13.5 0 2 180
   9 : LDATA Rilevato_2_8_L_0 3 LeftWall_32
  10 : ATREST 0.5 0.5 1
  11 : WEIGHT 19 10 10
  12 : PERMEABILITY 0.0001
  13 : RESISTANCE 0 38 0 0 0
  14 : YOUNG 1.5E+04 4.5E+04
  15 : ENDL
  16 : LDATA DI1_164_167_L_0 0 LeftWall_32
  17 : ATREST 0.5 0.5 1
  18 : WEIGHT 16 6 10
  19 : PERMEABILITY 1E-05
  20 : RESISTANCE 0 30 0 0 0
  21 : YOUNG 3E+04 4.8E+04
  22 : ENDL
  23 : LDATA DI2_165_168_L_0 -5 LeftWall_32
  24 : ATREST 0.5 0.5 1
  25 : WEIGHT 16 6 10
  26 : PERMEABILITY 1E-05
  27 : RESISTANCE 1 33 0 0 0
  28 : YOUNG 6.8E+04 1.088E+05
  29 : ENDL
  30 : MATERIAL Fe360_108 2.06E+08
  31 : MATERIAL C2530_104 3.148E+07
  32 : MATERIAL acciaioarmonico_124 2.001E+08
  33 : MATERIAL C2025_103 2.996E+07
  34 : BEAM WallElement_33 LeftWall_32 -13.5 0 C2530_104 0.9794 00 00 0
  35 : WIRE Tieback_175 LeftWall_32 0 acciaioarmonico_124 7.29E-06 138.5 30 0 0
  36 : STRIP LeftWall_32 1 6 1 11 0 20 45
  37 : STRIP LeftWall_32 1 6 18 12 2.7 20 45
  38 : STEP Stage1_31
  39 : CHANGE Rilevato_2_8_L_0 U-FRICT=38 LeftWall_32
  40 : CHANGE Rilevato_2_8_L_0 D-FRICT=38 LeftWall_32
  41 : CHANGE Rilevato_2_8_L_0 U-KA=0.238 LeftWall_32
  42 : CHANGE Rilevato_2_8_L_0 U-KP=7.232 LeftWall_32
  43 : CHANGE Rilevato_2_8_L_0 D-KA=0.238 LeftWall_32
  44 : CHANGE Rilevato_2_8_L_0 D-KP=7.232 LeftWall_32
  45 : CHANGE DI1_164_167_L_0 U-FRICT=30 LeftWall_32
  46 : CHANGE DI1_164_167_L_0 D-FRICT=30 LeftWall_32
  47 : CHANGE DI1_164_167_L_0 U-KA=0.333 LeftWall_32
  48 : CHANGE DI1_164_167_L_0 U-KP=4.288 LeftWall_32
  49 : CHANGE DI1_164_167_L_0 D-KA=0.333 LeftWall_32
  50 : CHANGE DI1_164_167_L_0 D-KP=4.288 LeftWall_32
  51 : CHANGE DI2_165_168_L_0 U-FRICT=33 LeftWall_32
  52 : CHANGE DI2_165_168_L_0 D-FRICT=33 LeftWall_32
  53 : CHANGE DI2_165_168_L_0 U-KA=0.295 LeftWall_32
  54 : CHANGE DI2_165_168_L_0 U-KP=6.049 LeftWall_32
  55 : CHANGE DI2_165_168_L_0 D-KA=0.295 LeftWall_32
  56 : CHANGE DI2_165_168_L_0 D-KP=5.16 LeftWall_32
  57 : CHANGE Rilevato_2_8_L_0 U-COHE=0 LeftWall_32
  58 : CHANGE Rilevato_2_8_L_0 U-ADHES=0 LeftWall_32
  59 : CHANGE Rilevato_2_8_L_0 D-COHE=0 LeftWall_32
  60 : CHANGE Rilevato_2_8_L_0 D-ADHES=0 LeftWall_32
  61 : CHANGE DI1_164_167_L_0 U-COHE=0 LeftWall_32
```

```
 62 : CHANGE DI1_164_167_L_0 U-ADHES=0 LeftWall_32
 63 : CHANGE DI1_164_167_L_0 D-COHE=0 LeftWall_32
 64 : CHANGE DI1_164_167_L_0 D-ADHES=0 LeftWall_32
 65 : CHANGE DI2_165_168_L_0 U-COHE=1 LeftWall_32
 66 : CHANGE DI2_165_168_L_0 U-ADHES=0 LeftWall_32
 67 : CHANGE DI2_165_168_L_0 D-COHE=1 LeftWall_32
 68 : CHANGE DI2_165_168_L_0 D-ADHES=0 LeftWall_32
 69 : SETWALL LeftWall_32
 70 : GEOM 0 0
 71 : WATER -18 0 -13.5 0 0
 72 : ADD WallElement_33
 73 : ENDSTEP
 74 : STEP Stage2_183
 75 : SETWALL LeftWall_32
 76 : GEOM 0 -1
 77 : WATER -18 0 -13.5 0 0
 78 : ENDSTEP
 79 : STEP Stage3_283
 80 : SETWALL LeftWall_32
 81 : GEOM 0 -1
 82 : WATER -18 0 -13.5 0 0
 83 : ADD Tieback_175
 84 : ENDSTEP
 85 : STEP Stage4_383
 86 : SETWALL LeftWall_32
 87 : GEOM 0 -9
 88 : WATER -18 0 -13.5 0 0
 89 : ENDSTEP
 90 : STEP Stage5_744
 91 : SETWALL LeftWall_32
 92 : GEOM 0 -8.5
 93 : WATER -18 0 -13.5 0 0
 94 : ENDSTEP
 95 : STEP Stage6_2841
 96 : SETWALL LeftWall_32
 97 : GEOM 0 -8.5
 98 : WATER -18 0 -13.5 0 0
 99 : CHANGE Rilevato_2_8_L_0 U-KAED=0.3064 LeftWall_32
100 : CHANGE Rilevato_2_8_L_0 U-KAEW=0.3738 LeftWall_32
101 : CHANGE Rilevato_2_8_L_0 U-KPED=7.191 LeftWall_32
102 : CHANGE Rilevato_2_8_L_0 U-KPEW=6.671 LeftWall_32
103 : CHANGE Rilevato_2_8_L_0 D-KAED=0.2822 LeftWall_32
104 : CHANGE Rilevato_2_8_L_0 D-KAEW=0.3514 LeftWall_32
105 : CHANGE Rilevato_2_8_L_0 D-KPED=6.419 LeftWall_32
106 : CHANGE Rilevato_2_8_L_0 D-KPEW=5.886 LeftWall_32
107 : CHANGE DI1_164_167_L_0 U-KAED=0.418 LeftWall_32
108 : CHANGE DI1_164_167_L_0 U-KAEW=0.5644 LeftWall_32
109 : CHANGE DI1_164_167_L_0 U-KPED=4.215 LeftWall_32
110 : CHANGE DI1_164_167_L_0 U-KPEW=3.563 LeftWall_32
111 : CHANGE DI1_164_167_L_0 D-KAED=0.3836 LeftWall_32
112 : CHANGE DI1_164_167_L_0 D-KAEW=0.537 LeftWall_32
113 : CHANGE DI1_164_167_L_0 D-KPED=3.757 LeftWall_32
114 : CHANGE DI1_164_167_L_0 D-KPEW=3.083 LeftWall_32
115 : CHANGE DI2_165_168_L_0 U-KAED=0.3727 LeftWall_32
116 : CHANGE DI2_165_168_L_0 U-KAEW=0.5086 LeftWall_32
117 : CHANGE DI2_165_168_L_0 U-KPED=6.078 LeftWall_32
118 : CHANGE DI2_165_168_L_0 U-KPEW=5.407 LeftWall_32
119 : CHANGE DI2_165_168_L_0 D-KAED=0.3428 LeftWall_32
120 : CHANGE DI2_165_168_L_0 D-KAEW=0.4839 LeftWall_32
121 : CHANGE DI2_165_168_L_0 D-KPED=4.545 LeftWall_32
122 : CHANGE DI2_165_168_L_0 D-KPEW=3.794 LeftWall_32
123 : EQK 0.1059 0.05294 -0.05294 0 0.5 0 0.5 0 0
124 : WOOD 39.37 39.37 -8.5 0
125 : DLOAD step LeftWall_32 -8.5 2.303 0 2.303
126 : ENDSTEP
```

```
+-----------------------------------------------------------------------------------------------------------------------+
|                  PARATIEPLUS(TM)   NLS ENGINE RELEASE  2018.0    FULL VERSION  *Build date:Nov 13, 2017*              |
|                                                                                                                       |
|                                      NewProject.BaseDesignSection_28.Nominal_63                                       |
|                                 Exe Time : 4 September 2018 18:06:08                                                  |
+-----------------------------------------------------------------------------------------------------------------------+
N O D A L   P O I N T   D A T A
--------------------------------

NODE     Y-COORD     Z-COORD / NODE     Y-COORD     Z-COORD / NODE     Y-COORD     Z-COORD / NODE     Y-COORD     Z-COORD /

   1  0.0000      0.0000     /    2  0.0000    -0.20000     /    3  0.0000    -0.40000     /    4  0.0000    -0.60000     /
   5  0.0000    -0.80000     /    6  0.0000     -1.0000     /    7  0.0000     -1.2000     /    8  0.0000     -1.4000     /
   9  0.0000     -1.6000     /   10  0.0000     -1.8000     /   11  0.0000     -2.0000     /   12  0.0000     -2.2000     /
  13  0.0000     -2.4000     /   14  0.0000     -2.6000     /   15  0.0000     -2.8000     /   16  0.0000     -3.0000     /
  17  0.0000     -3.2000     /   18  0.0000     -3.4000     /   19  0.0000     -3.6000     /   20  0.0000     -3.8000     /
  21  0.0000     -4.0000     /   22  0.0000     -4.2000     /   23  0.0000     -4.4000     /   24  0.0000     -4.6000     /
  25  0.0000     -4.8000     /   26  0.0000     -5.0000     /   27  0.0000     -5.2000     /   28  0.0000     -5.4000     /
  29  0.0000     -5.6000     /   30  0.0000     -5.8000     /   31  0.0000     -6.0000     /   32  0.0000     -6.2000     /
  33  0.0000     -6.4000     /   34  0.0000     -6.6000     /   35  0.0000     -6.8000     /   36  0.0000     -7.0000     /
  37  0.0000     -7.2000     /   38  0.0000     -7.4000     /   39  0.0000     -7.6000     /   40  0.0000     -7.8000     /
  41  0.0000     -8.0000     /   42  0.0000     -8.2000     /   43  0.0000     -8.4000     /   44  0.0000     -8.6000     /
  45  0.0000     -8.8000     /   46  0.0000     -9.0000     /   47  0.0000     -9.2000     /   48  0.0000     -9.4000     /
  49  0.0000     -9.6000     /   50  0.0000     -9.8000     /   51  0.0000     -10.000     /   52  0.0000     -10.200     /
  53  0.0000     -10.400     /   54  0.0000     -10.600     /   55  0.0000     -10.800     /   56  0.0000     -11.000     /
  57  0.0000     -11.200     /   58  0.0000     -11.400     /   59  0.0000     -11.600     /   60  0.0000     -11.800     /
  61  0.0000     -12.000     /   62  0.0000     -12.200     /   63  0.0000     -12.400     /   64  0.0000     -12.600     /
  65  0.0000     -12.800     /   66  0.0000     -13.000     /   67  0.0000     -13.200     /   68  0.0000     -13.400     /
  69  0.0000     -13.500     /
```

```
+-----------------------------------------------------------------------------------------------------------------------+
|                   PARATIEPLUS(TM)   NLS ENGINE RELEASE  2018.0    FULL VERSION  *Build date:Nov 13, 2017*              |
|                                                                                                                       |
|                                       NewProject.BaseDesignSection_28.Nominal_63                                      |
|                                  Exe Time : 4 September 2018 18:06:08                                                 |
+-----------------------------------------------------------------------------------------------------------------------+
 ELEMENT GROUP NO.  1

0_L                                                                  :
   5  69   0   1   0   0   0   0   0   0   0   0   0   0   0   3   0   0   0   0
....................................
..........2D PLASTIC SOIL ..........
....................................

element group behaviour throughout stage analysis

stage   status
-------------------
    1   active
    2   active
    3   active
    4   active
    5   active
    6   active

 material set no.    1

 prop( 1) angle              0.00000
 prop( 2) layer as foreseen  1.00000


 material set no.    2

 prop( 1) angle              0.00000
 prop( 2) layer as foreseen  2.00000


 material set no.    3

 prop( 1) angle              0.00000
 prop( 2) layer as foreseen  3.00000


 element data

   el    n  mat      area     .....     .....     .....      flag
-----------------------------------------------------------------

    1    1    2   0.1000     0.000     0.000     0.000     1.000
    2    2    2   0.2000     0.000     0.000     0.000     1.000
    3    3    2   0.2000     0.000     0.000     0.000     1.000
    4    4    2   0.2000     0.000     0.000     0.000     1.000
    5    5    2   0.2000     0.000     0.000     0.000     1.000
    6    6    2   0.2000     0.000     0.000     0.000     1.000
    7    7    2   0.2000     0.000     0.000     0.000     1.000
    8    8    2   0.2000     0.000     0.000     0.000     1.000
    9    9    2   0.2000     0.000     0.000     0.000     1.000
   10   10    2   0.2000     0.000     0.000     0.000     1.000
   11   11    2   0.2000     0.000     0.000     0.000     1.000
   12   12    2   0.2000     0.000     0.000     0.000     1.000
   13   13    2   0.2000     0.000     0.000     0.000     1.000
   14   14    2   0.2000     0.000     0.000     0.000     1.000
   15   15    2   0.2000     0.000     0.000     0.000     1.000
   16   16    2   0.2000     0.000     0.000     0.000     1.000
   17   17    2   0.2000     0.000     0.000     0.000     1.000
   18   18    2   0.2000     0.000     0.000     0.000     1.000
   19   19    2   0.2000     0.000     0.000     0.000     1.000
   20   20    2   0.2000     0.000     0.000     0.000     1.000
   21   21    2   0.2000     0.000     0.000     0.000     1.000
   22   22    2   0.2000     0.000     0.000     0.000     1.000
   23   23    2   0.2000     0.000     0.000     0.000     1.000
```

24	24	2	0.2000	0.000	0.000	0.000	1.000
25	25	2	0.2000	0.000	0.000	0.000	1.000
26	26	2	0.2000	0.000	0.000	0.000	1.000
27	27	3	0.2000	0.000	0.000	0.000	1.000
28	28	3	0.2000	0.000	0.000	0.000	1.000
29	29	3	0.2000	0.000	0.000	0.000	1.000
30	30	3	0.2000	0.000	0.000	0.000	1.000
31	31	3	0.2000	0.000	0.000	0.000	1.000
32	32	3	0.2000	0.000	0.000	0.000	1.000
33	33	3	0.2000	0.000	0.000	0.000	1.000
34	34	3	0.2000	0.000	0.000	0.000	1.000
35	35	3	0.2000	0.000	0.000	0.000	1.000
36	36	3	0.2000	0.000	0.000	0.000	1.000
37	37	3	0.2000	0.000	0.000	0.000	1.000
38	38	3	0.2000	0.000	0.000	0.000	1.000
39	39	3	0.2000	0.000	0.000	0.000	1.000
40	40	3	0.2000	0.000	0.000	0.000	1.000
41	41	3	0.2000	0.000	0.000	0.000	1.000
42	42	3	0.2000	0.000	0.000	0.000	1.000
43	43	3	0.2000	0.000	0.000	0.000	1.000
44	44	3	0.2000	0.000	0.000	0.000	1.000
45	45	3	0.2000	0.000	0.000	0.000	1.000
46	46	3	0.2000	0.000	0.000	0.000	1.000
47	47	3	0.2000	0.000	0.000	0.000	1.000
48	48	3	0.2000	0.000	0.000	0.000	1.000
49	49	3	0.2000	0.000	0.000	0.000	1.000
50	50	3	0.2000	0.000	0.000	0.000	1.000
51	51	3	0.2000	0.000	0.000	0.000	1.000
52	52	3	0.2000	0.000	0.000	0.000	1.000
53	53	3	0.2000	0.000	0.000	0.000	1.000
54	54	3	0.2000	0.000	0.000	0.000	1.000
55	55	3	0.2000	0.000	0.000	0.000	1.000
56	56	3	0.2000	0.000	0.000	0.000	1.000
57	57	3	0.2000	0.000	0.000	0.000	1.000
58	58	3	0.2000	0.000	0.000	0.000	1.000
59	59	3	0.2000	0.000	0.000	0.000	1.000
60	60	3	0.2000	0.000	0.000	0.000	1.000
61	61	3	0.2000	0.000	0.000	0.000	1.000
62	62	3	0.2000	0.000	0.000	0.000	1.000
63	63	3	0.2000	0.000	0.000	0.000	1.000
64	64	3	0.2000	0.000	0.000	0.000	1.000
65	65	3	0.2000	0.000	0.000	0.000	1.000
66	66	3	0.2000	0.000	0.000	0.000	1.000
67	67	3	0.2000	0.000	0.000	0.000	1.000
68	68	3	0.1500	0.000	0.000	0.000	1.000
69	69	3	0.5000E-01	0.000	0.000	0.000	1.000

```
+-------------------------------------------------------------------------------------------------------------------------+
|                   PARATIEPLUS(TM)   NLS ENGINE RELEASE  2018.0    FULL VERSION  *Build date:Nov 13, 2017*               |
|                                                                                                                         |
|                                      NewProject.BaseDesignSection_28.Nominal_63                                         |
|                                   Exe Time : 4 September 2018 18:06:08                                                  |
+-------------------------------------------------------------------------------------------------------------------------+
 ELEMENT GROUP NO.  2

0_R                                                          :
   5  69   0   1   0   0   0   0   0   0   0   0   0   0   0   3   0   0   0   0
.....................................
.........2D PLASTIC SOIL ..........
.....................................

element group behaviour throughout stage analysis

stage   status
------------------
    1   active
    2   active
    3   active
    4   active
    5   active
    6   active

 material set no.    1

 prop( 1) angle              180.000
 prop( 2) layer as foreseen  1.00000


 material set no.    2

 prop( 1) angle              180.000
 prop( 2) layer as foreseen  2.00000


 material set no.    3

 prop( 1) angle              180.000
 prop( 2) layer as foreseen  3.00000


 element data

   el    n  mat      area      .....     .....     .....      flag
-------------------------------------------------------------------

    1    1    2   0.1000     0.000     0.000     0.000     2.000
    2    2    2   0.2000     0.000     0.000     0.000     2.000
    3    3    2   0.2000     0.000     0.000     0.000     2.000
    4    4    2   0.2000     0.000     0.000     0.000     2.000
    5    5    2   0.2000     0.000     0.000     0.000     2.000
    6    6    2   0.2000     0.000     0.000     0.000     2.000
    7    7    2   0.2000     0.000     0.000     0.000     2.000
    8    8    2   0.2000     0.000     0.000     0.000     2.000
    9    9    2   0.2000     0.000     0.000     0.000     2.000
   10   10    2   0.2000     0.000     0.000     0.000     2.000
   11   11    2   0.2000     0.000     0.000     0.000     2.000
   12   12    2   0.2000     0.000     0.000     0.000     2.000
   13   13    2   0.2000     0.000     0.000     0.000     2.000
   14   14    2   0.2000     0.000     0.000     0.000     2.000
   15   15    2   0.2000     0.000     0.000     0.000     2.000
   16   16    2   0.2000     0.000     0.000     0.000     2.000
   17   17    2   0.2000     0.000     0.000     0.000     2.000
   18   18    2   0.2000     0.000     0.000     0.000     2.000
   19   19    2   0.2000     0.000     0.000     0.000     2.000
   20   20    2   0.2000     0.000     0.000     0.000     2.000
   21   21    2   0.2000     0.000     0.000     0.000     2.000
   22   22    2   0.2000     0.000     0.000     0.000     2.000
   23   23    2   0.2000     0.000     0.000     0.000     2.000
```

24	24	2	0.2000	0.000	0.000	0.000	2.000
25	25	2	0.2000	0.000	0.000	0.000	2.000
26	26	2	0.2000	0.000	0.000	0.000	2.000
27	27	3	0.2000	0.000	0.000	0.000	2.000
28	28	3	0.2000	0.000	0.000	0.000	2.000
29	29	3	0.2000	0.000	0.000	0.000	2.000
30	30	3	0.2000	0.000	0.000	0.000	2.000
31	31	3	0.2000	0.000	0.000	0.000	2.000
32	32	3	0.2000	0.000	0.000	0.000	2.000
33	33	3	0.2000	0.000	0.000	0.000	2.000
34	34	3	0.2000	0.000	0.000	0.000	2.000
35	35	3	0.2000	0.000	0.000	0.000	2.000
36	36	3	0.2000	0.000	0.000	0.000	2.000
37	37	3	0.2000	0.000	0.000	0.000	2.000
38	38	3	0.2000	0.000	0.000	0.000	2.000
39	39	3	0.2000	0.000	0.000	0.000	2.000
40	40	3	0.2000	0.000	0.000	0.000	2.000
41	41	3	0.2000	0.000	0.000	0.000	2.000
42	42	3	0.2000	0.000	0.000	0.000	2.000
43	43	3	0.2000	0.000	0.000	0.000	2.000
44	44	3	0.2000	0.000	0.000	0.000	2.000
45	45	3	0.2000	0.000	0.000	0.000	2.000
46	46	3	0.2000	0.000	0.000	0.000	2.000
47	47	3	0.2000	0.000	0.000	0.000	2.000
48	48	3	0.2000	0.000	0.000	0.000	2.000
49	49	3	0.2000	0.000	0.000	0.000	2.000
50	50	3	0.2000	0.000	0.000	0.000	2.000
51	51	3	0.2000	0.000	0.000	0.000	2.000
52	52	3	0.2000	0.000	0.000	0.000	2.000
53	53	3	0.2000	0.000	0.000	0.000	2.000
54	54	3	0.2000	0.000	0.000	0.000	2.000
55	55	3	0.2000	0.000	0.000	0.000	2.000
56	56	3	0.2000	0.000	0.000	0.000	2.000
57	57	3	0.2000	0.000	0.000	0.000	2.000
58	58	3	0.2000	0.000	0.000	0.000	2.000
59	59	3	0.2000	0.000	0.000	0.000	2.000
60	60	3	0.2000	0.000	0.000	0.000	2.000
61	61	3	0.2000	0.000	0.000	0.000	2.000
62	62	3	0.2000	0.000	0.000	0.000	2.000
63	63	3	0.2000	0.000	0.000	0.000	2.000
64	64	3	0.2000	0.000	0.000	0.000	2.000
65	65	3	0.2000	0.000	0.000	0.000	2.000
66	66	3	0.2000	0.000	0.000	0.000	2.000
67	67	3	0.2000	0.000	0.000	0.000	2.000
68	68	3	0.1500	0.000	0.000	0.000	2.000
69	69	3	0.5000E-01	0.000	0.000	0.000	2.000

```
+-------------------------------------------------------------------------------------------------------------------------------+
|                   PARATIEPLUS(TM)   NLS ENGINE RELEASE  2018.0    FULL VERSION  *Build date:Nov 13, 2017*                     |
|                                                                                                                               |
|                                      NewProject.BaseDesignSection_28.Nominal_63                                               |
|                                  Exe Time : 4 September 2018 18:06:08                                                         |
+-------------------------------------------------------------------------------------------------------------------------------+
 ELEMENT GROUP NO.  3

WallElement_33                                                :
   2  68   0   1   0   0   0   0   0   0   0   0   0   0   0   1   0   0   1   0
.....................................
.........2D WALL ELEMENT...........
.....................................

element group behaviour throughout stage analysis

stage   status
------------------
    1   active
    2   active
    3   active
    4   active
    5   active
    6   active

 material set no.    1

 prop( 1) young modulus      0.314800E+08
 prop( 2) modification  time  0.00000
 prop( 3) new young modulus   0.00000
 prop( 4) poisson ratio       0.00000
 prop( 5) future .............0.294300E-43

 no. of step variable items:     1
 step  inertia multipier
--------------------------
    1   1.000
    2   1.000
    3   1.000
    4   1.000
    5   1.000
    6   1.000

 element data

   el   na   nb  mat      erc1      erc2     thick      by-i      by-j
-------------------------------------------------------------

    1    1    2    1    0.000     0.000    0.9794     0.000     0.000
    2    2    3    1    0.000     0.000    0.9794     0.000     0.000
    3    3    4    1    0.000     0.000    0.9794     0.000     0.000
    4    4    5    1    0.000     0.000    0.9794     0.000     0.000
    5    5    6    1    0.000     0.000    0.9794     0.000     0.000
    6    6    7    1    0.000     0.000    0.9794     0.000     0.000
    7    7    8    1    0.000     0.000    0.9794     0.000     0.000
    8    8    9    1    0.000     0.000    0.9794     0.000     0.000
    9    9   10    1    0.000     0.000    0.9794     0.000     0.000
   10   10   11    1    0.000     0.000    0.9794     0.000     0.000
   11   11   12    1    0.000     0.000    0.9794     0.000     0.000
   12   12   13    1    0.000     0.000    0.9794     0.000     0.000
   13   13   14    1    0.000     0.000    0.9794     0.000     0.000
   14   14   15    1    0.000     0.000    0.9794     0.000     0.000
   15   15   16    1    0.000     0.000    0.9794     0.000     0.000
   16   16   17    1    0.000     0.000    0.9794     0.000     0.000
   17   17   18    1    0.000     0.000    0.9794     0.000     0.000
   18   18   19    1    0.000     0.000    0.9794     0.000     0.000
   19   19   20    1    0.000     0.000    0.9794     0.000     0.000
   20   20   21    1    0.000     0.000    0.9794     0.000     0.000
   21   21   22    1    0.000     0.000    0.9794     0.000     0.000
   22   22   23    1    0.000     0.000    0.9794     0.000     0.000
   23   23   24    1    0.000     0.000    0.9794     0.000     0.000
```

24	24	25	1	0.000	0.000	0.9794	0.000	0.000
25	25	26	1	0.000	0.000	0.9794	0.000	0.000
26	26	27	1	0.000	0.000	0.9794	0.000	0.000
27	27	28	1	0.000	0.000	0.9794	0.000	0.000
28	28	29	1	0.000	0.000	0.9794	0.000	0.000
29	29	30	1	0.000	0.000	0.9794	0.000	0.000
30	30	31	1	0.000	0.000	0.9794	0.000	0.000
31	31	32	1	0.000	0.000	0.9794	0.000	0.000
32	32	33	1	0.000	0.000	0.9794	0.000	0.000
33	33	34	1	0.000	0.000	0.9794	0.000	0.000
34	34	35	1	0.000	0.000	0.9794	0.000	0.000
35	35	36	1	0.000	0.000	0.9794	0.000	0.000
36	36	37	1	0.000	0.000	0.9794	0.000	0.000
37	37	38	1	0.000	0.000	0.9794	0.000	0.000
38	38	39	1	0.000	0.000	0.9794	0.000	0.000
39	39	40	1	0.000	0.000	0.9794	0.000	0.000
40	40	41	1	0.000	0.000	0.9794	0.000	0.000
41	41	42	1	0.000	0.000	0.9794	0.000	0.000
42	42	43	1	0.000	0.000	0.9794	0.000	0.000
43	43	44	1	0.000	0.000	0.9794	0.000	0.000
44	44	45	1	0.000	0.000	0.9794	0.000	0.000
45	45	46	1	0.000	0.000	0.9794	0.000	0.000
46	46	47	1	0.000	0.000	0.9794	0.000	0.000
47	47	48	1	0.000	0.000	0.9794	0.000	0.000
48	48	49	1	0.000	0.000	0.9794	0.000	0.000
49	49	50	1	0.000	0.000	0.9794	0.000	0.000
50	50	51	1	0.000	0.000	0.9794	0.000	0.000
51	51	52	1	0.000	0.000	0.9794	0.000	0.000
52	52	53	1	0.000	0.000	0.9794	0.000	0.000
53	53	54	1	0.000	0.000	0.9794	0.000	0.000
54	54	55	1	0.000	0.000	0.9794	0.000	0.000
55	55	56	1	0.000	0.000	0.9794	0.000	0.000
56	56	57	1	0.000	0.000	0.9794	0.000	0.000
57	57	58	1	0.000	0.000	0.9794	0.000	0.000
58	58	59	1	0.000	0.000	0.9794	0.000	0.000
59	59	60	1	0.000	0.000	0.9794	0.000	0.000
60	60	61	1	0.000	0.000	0.9794	0.000	0.000
61	61	62	1	0.000	0.000	0.9794	0.000	0.000
62	62	63	1	0.000	0.000	0.9794	0.000	0.000
63	63	64	1	0.000	0.000	0.9794	0.000	0.000
64	64	65	1	0.000	0.000	0.9794	0.000	0.000
65	65	66	1	0.000	0.000	0.9794	0.000	0.000
66	66	67	1	0.000	0.000	0.9794	0.000	0.000
67	67	68	1	0.000	0.000	0.9794	0.000	0.000
68	68	69	1	0.000	0.000	0.9794	0.000	0.000

```
+-------------------------------------------------------------------------------------------------------------------------------+
|                   PARATIEPLUS(TM)   NLS ENGINE RELEASE  2018.0    FULL VERSION  *Build date:Nov 13, 2017*                    |
|                                                                                                                               |
|                                      NewProject.BaseDesignSection_28.Nominal_63                                               |
|                                   Exe Time : 4 September 2018 18:06:08                                                        |
+-------------------------------------------------------------------------------------------------------------------------------+
 ELEMENT GROUP NO.  4

Tieback_175                                                 :
   6   1   0   1   0   0   0   0   0   0   0   0   0   0   0   1   0   0   2   0
.....................................
.........2D POST-TENSION ANCHOR....
.....................................

element group behaviour throughout stage analysis

stage   status
------------------
    1  inactive
    2  inactive
    3   active
    4   active
    5   active
    6   active

 material set no.    1

 prop( 1) angle          30.0000
 prop( 2) young modulus 0.200100E+09
 prop( 3) modification  time  0.00000
 prop( 4) new young modulus   0.00000

 no. of step variable items:     2
 step   -ve lim     +ve lim
-----------------------------
    1   0.000       0.000
    2   0.000       0.000
    3   0.000       0.000
    4   0.000       0.000
    5   0.000       0.000
    6   0.000       0.000

 element data

   el    n  mat       a/l     pinit    yieldc    yieldt
-----------------------------------------------------------

    1    1    1   0.7290E-05 138.5     0.000     0.000
```

```
+-------------------------------------------------------------------------------------------------------------------------+
|                   PARATIEPLUS(TM)   NLS ENGINE RELEASE  2018.0    FULL VERSION  *Build date:Nov 13, 2017*               |
|                                                                                                                         |
|                                      NewProject.BaseDesignSection_28.Nominal_63                                         |
|                                   Exe Time : 4 September 2018 18:06:08                                                  |
+-------------------------------------------------------------------------------------------------------------------------+


NO. OF NODAL LOADS  (NLOAD) ...................    0
NO. OF LOAD CURVES  (NLCUR) ...................   12
MAXIMUM POINTS/LCURVE (NPTM)...................    5
```

```
+-------------------------------------------------------------------------------------------------------------------------+
|                  PARATIEPLUS(TM)   NLS ENGINE RELEASE  2018.0    FULL VERSION  *Build date:Nov 13, 2017*              |
|                                                                                                                         |
|                                     NewProject.BaseDesignSection_28.Nominal_63                                          |
|                                  Exe Time : 4 September 2018 18:06:08                                                   |
+-------------------------------------------------------------------------------------------------------------------------+
L O A D     D A T A


    LOAD FUNCTION NUMBER   =    1
    NUMBER OF TIME POINTS  =    5

    TIME VALUE      FUNCTION

       0.00000    0.0000E+00
       0.80000    0.0000E+00
       1.00000    0.1000E+01
       1.20000    0.0000E+00
       7.00000    0.0000E+00


    LOAD FUNCTION NUMBER   =    2
    NUMBER OF TIME POINTS  =    5

    TIME VALUE      FUNCTION

       0.00000    0.0000E+00
       1.80000    0.0000E+00
       2.00000    0.1000E+01
       2.20000    0.0000E+00
       7.00000    0.0000E+00


    LOAD FUNCTION NUMBER   =    3
    NUMBER OF TIME POINTS  =    5

    TIME VALUE      FUNCTION

       0.00000    0.0000E+00
       2.80000    0.0000E+00
       3.00000    0.1000E+01
       3.20000    0.0000E+00
       7.00000    0.0000E+00


    LOAD FUNCTION NUMBER   =    4
    NUMBER OF TIME POINTS  =    5

    TIME VALUE      FUNCTION

       0.00000    0.0000E+00
       3.80000    0.0000E+00
       4.00000    0.1000E+01
       4.20000    0.0000E+00
       7.00000    0.0000E+00


    LOAD FUNCTION NUMBER   =    5
    NUMBER OF TIME POINTS  =    5

    TIME VALUE      FUNCTION

       0.00000    0.0000E+00
       4.80000    0.0000E+00
       5.00000    0.1000E+01
       5.20000    0.0000E+00
```

```
   7.00000    0.0000E+00


LOAD FUNCTION NUMBER   =    6
NUMBER OF TIME POINTS  =    5

TIME VALUE      FUNCTION

   0.00000    0.0000E+00
   5.80000    0.0000E+00
   6.00000    0.1000E+01
   6.20000    0.0000E+00
   7.00000    0.0000E+00


LOAD FUNCTION NUMBER   =    7
NUMBER OF TIME POINTS  =    4

TIME VALUE      FUNCTION

   0.00000    0.0000E+00
   0.80000    0.0000E+00
   1.00000    0.1000E+01
   7.00000    0.1000E+01


LOAD FUNCTION NUMBER   =    8
NUMBER OF TIME POINTS  =    4

TIME VALUE      FUNCTION

   0.00000    0.0000E+00
   1.80000    0.0000E+00
   2.00000    0.1000E+01
   7.00000    0.1000E+01


LOAD FUNCTION NUMBER   =    9
NUMBER OF TIME POINTS  =    4

TIME VALUE      FUNCTION

   0.00000    0.0000E+00
   2.80000    0.0000E+00
   3.00000    0.1000E+01
   7.00000    0.1000E+01


LOAD FUNCTION NUMBER   =   10
NUMBER OF TIME POINTS  =    4

TIME VALUE      FUNCTION

   0.00000    0.0000E+00
   3.80000    0.0000E+00
   4.00000    0.1000E+01
   7.00000    0.1000E+01


LOAD FUNCTION NUMBER   =   11
NUMBER OF TIME POINTS  =    4

TIME VALUE      FUNCTION

   0.00000    0.0000E+00
   4.80000    0.0000E+00
   5.00000    0.1000E+01
   7.00000    0.1000E+01
```

```
     LOAD FUNCTION NUMBER   =   12
     NUMBER OF TIME POINTS  =    4

     TIME VALUE      FUNCTION

        0.00000    0.0000E+00
        5.80000    0.0000E+00
        6.00000    0.1000E+01
        7.00000    0.1000E+01


 PROCESSING DISTRIBUTED LOADS CARD NO.    1
  AT Y-COORD  0.000     Z-COORD -8.500     PRESSURE  2.303
                        Z-COORD  0.000     PRESSURE  2.303
  L.CURVE        6

 NO. OF GENERATED NODAL FORCES    43
 NODE          Z-LVL               FORCE /  NODE          Z-LVL               FORCE /  NODE          Z-LVL
FORCE /

   43     -.8400E+01       0.3468243E+00 /    42     -.8200E+01       0.4633417E+00 /    41     -.8000E+01
0.4633417E+00 /
   40     -.7800E+01       0.4633417E+00 /    39     -.7600E+01       0.4633417E+00 /    38     -.7400E+01
0.4633417E+00 /
   37     -.7200E+01       0.4633406E+00 /    36     -.7000E+01       0.4633406E+00 /    35     -.6800E+01
0.4633417E+00 /
   34     -.6600E+01       0.4633417E+00 /    33     -.6400E+01       0.4633417E+00 /    32     -.6200E+01
0.4633406E+00 /
   31     -.6000E+01       0.4633406E+00 /    30     -.5800E+01       0.4633417E+00 /    29     -.5600E+01
0.4633417E+00 /
   28     -.5400E+01       0.4633417E+00 /    27     -.5200E+01       0.4633406E+00 /    26     -.5000E+01
0.4633406E+00 /
   25     -.4800E+01       0.4633417E+00 /    24     -.4600E+01       0.4633417E+00 /    23     -.4400E+01
0.4633417E+00 /
   22     -.4200E+01       0.4633417E+00 /    21     -.4000E+01       0.4633406E+00 /    20     -.3800E+01
0.4633406E+00 /
   19     -.3600E+01       0.4633417E+00 /    18     -.3400E+01       0.4633417E+00 /    17     -.3200E+01
0.4633429E+00 /
   16     -.3000E+01       0.4633429E+00 /    15     -.2800E+01       0.4633417E+00 /    14     -.2600E+01
0.4633417E+00 /
   13     -.2400E+01       0.4633417E+00 /    12     -.2200E+01       0.4633417E+00 /    11     -.2000E+01
0.4633417E+00 /
   10     -.1800E+01       0.4633417E+00 /     9     -.1600E+01       0.4633417E+00 /     8     -.1400E+01
0.4633417E+00 /
    7     -.1200E+01       0.4633417E+00 /     6     -.1000E+01       0.4633417E+00 /     5     -.8000E+00
0.4633417E+00 /
    4     -.6000E+00       0.4633417E+00 /     3     -.4000E+00       0.4633417E+00 /     2     -.2000E+00
0.4633417E+00 /
    1     0.0000E+00       0.2316709E+00 /

  OVERALL APPLIED Y FORCE FOR CURRENT DISTRIBUTED LOAD               19.575


 NO. OF DISTRIBUTED LOAD CARDS     1
```

```
+-------------------------------------------------------------------------------------------------------------------------+
|                   PARATIEPLUS(TM)   NLS ENGINE RELEASE  2018.0    FULL VERSION  *Build date:Nov 13, 2017*              |
|                                                                                                                         |
|                                      NewProject.BaseDesignSection_28.Nominal_63                                         |
|                                   Exe Time : 4 September 2018 18:06:08                                                  |
+-------------------------------------------------------------------------------------------------------------------------+
L O A D     B A L A N C E

STEP     1 TOTAL APPLIED LOAD IN DIR.  2  Y-DISPL.F       0.0000000
STEP     1 TOTAL APPLIED LOAD IN DIR.  4   X-ROT. F       0.0000000

STEP     2 TOTAL APPLIED LOAD IN DIR.  2  Y-DISPL.F       0.0000000
STEP     2 TOTAL APPLIED LOAD IN DIR.  4   X-ROT. F       0.0000000

STEP     3 TOTAL APPLIED LOAD IN DIR.  2  Y-DISPL.F       0.0000000
STEP     3 TOTAL APPLIED LOAD IN DIR.  4   X-ROT. F       0.0000000

STEP     4 TOTAL APPLIED LOAD IN DIR.  2  Y-DISPL.F       0.0000000
STEP     4 TOTAL APPLIED LOAD IN DIR.  4   X-ROT. F       0.0000000

STEP     5 TOTAL APPLIED LOAD IN DIR.  2  Y-DISPL.F       0.0000000
STEP     5 TOTAL APPLIED LOAD IN DIR.  4   X-ROT. F       0.0000000

STEP     6 TOTAL APPLIED LOAD IN DIR.  2  Y-DISPL.F       19.575500
STEP     6 TOTAL APPLIED LOAD IN DIR.  4   X-ROT. F       0.0000000


                    LOAD INPUT SECTION COMPLETED
```

```
+-------------------------------------------------------------------------------------------------------------------------+
|                   PARATIEPLUS(TM)   NLS ENGINE RELEASE  2018.0    FULL VERSION  *Build date:Nov 13, 2017*              |
|                                                                                                                         |
|                                      NewProject.BaseDesignSection_28.Nominal_63                                         |
|                                   Exe Time : 4 September 2018 18:06:08                                                  |
+-------------------------------------------------------------------------------------------------------------------------+


NO. OF LAYERS ..............................    3
NO. OF DATA PER LAYER.......................  100
```

```
+-------------------------------------------------------------------------------------------------------------------------+
|                   PARATIEPLUS(TM)   NLS ENGINE RELEASE  2018.0    FULL VERSION  *Build date:Nov 13, 2017*              |
|                                                                                                                         |
|                                      NewProject.BaseDesignSection_28.Nominal_63                                         |
|                                  Exe Time : 4 September 2018 18:06:08                                                   |
+-------------------------------------------------------------------------------------------------------------------------+

LAYER DESCRIPTORS FOR STEP NO.    1


 NON ZERO LAYER DESCRIPTORS FOR LAYER NO.    1 FOR STEP NO.    1

ITEM NO.   1<NAME    >=  16.000     (BOTH WALLS)
ITEM NO.   2<NATURE  >=  1.0000     (BOTH WALLS)
ITEM NO.   3<LEVEL   >=  3.0000     (BOTH WALLS)
ITEM NO.   4<WALL    >=  1.0000     (BOTH WALLS)
ITEM NO.   5<GAMMAD  >=  19.000     (BOTH WALLS)
ITEM NO.   6<GAMMAB  >=  10.000     (BOTH WALLS)
ITEM NO.   7<GAMMAW  >=  10.000     (BOTH WALLS)
ITEM NO.   9<U-FRICT >=  38.000     (BOTH WALLS)
ITEM NO.  10<U-KA    >= 0.23800     WALL NO.        1
ITEM NO.  11<U-KP    >=  7.2320     WALL NO.        1
ITEM NO.  12<K0-NC   >= 0.50000     (BOTH WALLS)
ITEM NO.  13<NEXP    >= 0.50000     (BOTH WALLS)
ITEM NO.  14<OCR     >=  1.0000     (BOTH WALLS)
ITEM NO.  16<MODEL   >=  1.0000     (BOTH WALLS)
ITEM NO.  17<EVC     >=  15000.     (BOTH WALLS)
ITEM NO.  18<EUR     >=  45000.     (BOTH WALLS)
ITEM NO.  27<U-PERM  >= 0.10000E-03 (BOTH WALLS)
ITEM NO.  52<D-NATURE>=  1.0000     (BOTH WALLS)
ITEM NO.  53<D-LEVEL >=  0.0000     (BOTH WALLS)
ITEM NO.  59<D-FRICT >=  38.000     (BOTH WALLS)
ITEM NO.  60<D-KA    >= 0.23800     WALL NO.        1
ITEM NO.  61<D-KP    >=  7.2320     WALL NO.        1
ITEM NO.  77<D-PERM  >= 0.10000E-03 (BOTH WALLS)

 NON ZERO LAYER DESCRIPTORS FOR LAYER NO.    2 FOR STEP NO.    1

ITEM NO.   1<NAME    >=  17.000     (BOTH WALLS)
ITEM NO.   2<NATURE  >=  1.0000     (BOTH WALLS)
ITEM NO.   3<LEVEL   >=  0.0000     (BOTH WALLS)
ITEM NO.   4<WALL    >=  1.0000     (BOTH WALLS)
ITEM NO.   5<GAMMAD  >=  16.000     (BOTH WALLS)
ITEM NO.   6<GAMMAB  >=  6.0000     (BOTH WALLS)
ITEM NO.   7<GAMMAW  >=  10.000     (BOTH WALLS)
ITEM NO.   9<U-FRICT >=  30.000     (BOTH WALLS)
ITEM NO.  10<U-KA    >= 0.33300     WALL NO.        1
ITEM NO.  11<U-KP    >=  4.2880     WALL NO.        1
ITEM NO.  12<K0-NC   >= 0.50000     (BOTH WALLS)
ITEM NO.  13<NEXP    >= 0.50000     (BOTH WALLS)
ITEM NO.  14<OCR     >=  1.0000     (BOTH WALLS)
ITEM NO.  16<MODEL   >=  1.0000     (BOTH WALLS)
ITEM NO.  17<EVC     >=  30000.     (BOTH WALLS)
ITEM NO.  18<EUR     >=  48000.     (BOTH WALLS)
ITEM NO.  27<U-PERM  >= 0.10000E-04 (BOTH WALLS)
ITEM NO.  52<D-NATURE>=  1.0000     (BOTH WALLS)
ITEM NO.  53<D-LEVEL >=  0.0000     (BOTH WALLS)
ITEM NO.  59<D-FRICT >=  30.000     (BOTH WALLS)
ITEM NO.  60<D-KA    >= 0.33300     WALL NO.        1
ITEM NO.  61<D-KP    >=  4.2880     WALL NO.        1
ITEM NO.  77<D-PERM  >= 0.10000E-04 (BOTH WALLS)

 NON ZERO LAYER DESCRIPTORS FOR LAYER NO.    3 FOR STEP NO.    1

ITEM NO.   1<NAME    >=  18.000     (BOTH WALLS)
ITEM NO.   2<NATURE  >=  1.0000     (BOTH WALLS)
ITEM NO.   3<LEVEL   >= -5.0000     (BOTH WALLS)
ITEM NO.   4<WALL    >=  1.0000     (BOTH WALLS)
ITEM NO.   5<GAMMAD  >=  16.000     (BOTH WALLS)
ITEM NO.   6<GAMMAB  >=  6.0000     (BOTH WALLS)
ITEM NO.   7<GAMMAW  >=  10.000     (BOTH WALLS)
```

```
ITEM NO.   8<U-COHE  >=  1.0000     (BOTH WALLS)
ITEM NO.   9<U-FRICT >=  33.000     (BOTH WALLS)
ITEM NO.  10<U-KA    >= 0.29500     WALL NO.        1
ITEM NO.  11<U-KP    >=  6.0490     WALL NO.        1
ITEM NO.  12<K0-NC   >= 0.50000     (BOTH WALLS)
ITEM NO.  13<NEXP    >= 0.50000     (BOTH WALLS)
ITEM NO.  14<OCR     >=  1.0000     (BOTH WALLS)
ITEM NO.  16<MODEL   >=  1.0000     (BOTH WALLS)
ITEM NO.  17<EVC     >=  68000.     (BOTH WALLS)
ITEM NO.  18<EUR     >= 0.10880E+06 (BOTH WALLS)
ITEM NO.  27<U-PERM  >= 0.10000E-04 (BOTH WALLS)
ITEM NO.  52<D-NATURE>=  1.0000     (BOTH WALLS)
ITEM NO.  53<D-LEVEL >=  0.0000     (BOTH WALLS)
ITEM NO.  58<D-COHE  >=  1.0000     (BOTH WALLS)
ITEM NO.  59<D-FRICT >=  33.000     (BOTH WALLS)
ITEM NO.  60<D-KA    >= 0.29500     WALL NO.        1
ITEM NO.  61<D-KP    >=  5.1600     WALL NO.        1
ITEM NO.  77<D-PERM  >= 0.10000E-04 (BOTH WALLS)

LAYER DESCRIPTORS FOR STEP NO.    2


 NON ZERO LAYER DESCRIPTORS FOR LAYER NO.    1 FOR STEP NO.    2

ITEM NO.   1<NAME    >=  16.000     (BOTH WALLS)
ITEM NO.   2<NATURE  >=  1.0000     (BOTH WALLS)
ITEM NO.   3<LEVEL   >=  3.0000     (BOTH WALLS)
ITEM NO.   4<WALL    >=  1.0000     (BOTH WALLS)
ITEM NO.   5<GAMMAD  >=  19.000     (BOTH WALLS)
ITEM NO.   6<GAMMAB  >=  10.000     (BOTH WALLS)
ITEM NO.   7<GAMMAW  >=  10.000     (BOTH WALLS)
ITEM NO.   9<U-FRICT >=  38.000     (BOTH WALLS)
ITEM NO.  10<U-KA    >= 0.23800     WALL NO.        1
ITEM NO.  11<U-KP    >=  7.2320     WALL NO.        1
ITEM NO.  12<K0-NC   >= 0.50000     (BOTH WALLS)
ITEM NO.  13<NEXP    >= 0.50000     (BOTH WALLS)
ITEM NO.  14<OCR     >=  1.0000     (BOTH WALLS)
ITEM NO.  16<MODEL   >=  1.0000     (BOTH WALLS)
ITEM NO.  17<EVC     >=  15000.     (BOTH WALLS)
ITEM NO.  18<EUR     >=  45000.     (BOTH WALLS)
ITEM NO.  27<U-PERM  >= 0.10000E-03 (BOTH WALLS)
ITEM NO.  52<D-NATURE>=  1.0000     (BOTH WALLS)
ITEM NO.  53<D-LEVEL >=  0.0000     (BOTH WALLS)
ITEM NO.  59<D-FRICT >=  38.000     (BOTH WALLS)
ITEM NO.  60<D-KA    >= 0.23800     WALL NO.        1
ITEM NO.  61<D-KP    >=  7.2320     WALL NO.        1
ITEM NO.  77<D-PERM  >= 0.10000E-03 (BOTH WALLS)

 NON ZERO LAYER DESCRIPTORS FOR LAYER NO.    2 FOR STEP NO.    2

ITEM NO.   1<NAME    >=  17.000     (BOTH WALLS)
ITEM NO.   2<NATURE  >=  1.0000     (BOTH WALLS)
ITEM NO.   3<LEVEL   >=  0.0000     (BOTH WALLS)
ITEM NO.   4<WALL    >=  1.0000     (BOTH WALLS)
ITEM NO.   5<GAMMAD  >=  16.000     (BOTH WALLS)
ITEM NO.   6<GAMMAB  >=  6.0000     (BOTH WALLS)
ITEM NO.   7<GAMMAW  >=  10.000     (BOTH WALLS)
ITEM NO.   9<U-FRICT >=  30.000     (BOTH WALLS)
ITEM NO.  10<U-KA    >= 0.33300     WALL NO.        1
ITEM NO.  11<U-KP    >=  4.2880     WALL NO.        1
ITEM NO.  12<K0-NC   >= 0.50000     (BOTH WALLS)
ITEM NO.  13<NEXP    >= 0.50000     (BOTH WALLS)
ITEM NO.  14<OCR     >=  1.0000     (BOTH WALLS)
ITEM NO.  16<MODEL   >=  1.0000     (BOTH WALLS)
ITEM NO.  17<EVC     >=  30000.     (BOTH WALLS)
ITEM NO.  18<EUR     >=  48000.     (BOTH WALLS)
ITEM NO.  27<U-PERM  >= 0.10000E-04 (BOTH WALLS)
ITEM NO.  52<D-NATURE>=  1.0000     (BOTH WALLS)
ITEM NO.  53<D-LEVEL >=  0.0000     (BOTH WALLS)
ITEM NO.  59<D-FRICT >=  30.000     (BOTH WALLS)
ITEM NO.  60<D-KA    >= 0.33300     WALL NO.        1
ITEM NO.  61<D-KP    >=  4.2880     WALL NO.        1
ITEM NO.  77<D-PERM  >= 0.10000E-04 (BOTH WALLS)
```

```
 NON ZERO LAYER DESCRIPTORS FOR LAYER NO.    3 FOR STEP NO.    2

ITEM NO.   1<NAME    >=  18.000     (BOTH WALLS)
ITEM NO.   2<NATURE  >=  1.0000     (BOTH WALLS)
ITEM NO.   3<LEVEL   >= -5.0000     (BOTH WALLS)
ITEM NO.   4<WALL    >=  1.0000     (BOTH WALLS)
ITEM NO.   5<GAMMAD  >=  16.000     (BOTH WALLS)
ITEM NO.   6<GAMMAB  >=  6.0000     (BOTH WALLS)
ITEM NO.   7<GAMMAW  >=  10.000     (BOTH WALLS)
ITEM NO.   8<U-COHE  >=  1.0000     (BOTH WALLS)
ITEM NO.   9<U-FRICT >=  33.000     (BOTH WALLS)
ITEM NO.  10<U-KA    >= 0.29500     WALL NO.        1
ITEM NO.  11<U-KP    >=  6.0490     WALL NO.        1
ITEM NO.  12<K0-NC   >= 0.50000     (BOTH WALLS)
ITEM NO.  13<NEXP    >= 0.50000     (BOTH WALLS)
ITEM NO.  14<OCR     >=  1.0000     (BOTH WALLS)
ITEM NO.  16<MODEL   >=  1.0000     (BOTH WALLS)
ITEM NO.  17<EVC     >=  68000.     (BOTH WALLS)
ITEM NO.  18<EUR     >= 0.10880E+06 (BOTH WALLS)
ITEM NO.  27<U-PERM  >= 0.10000E-04 (BOTH WALLS)
ITEM NO.  52<D-NATURE>=  1.0000     (BOTH WALLS)
ITEM NO.  53<D-LEVEL >=  0.0000     (BOTH WALLS)
ITEM NO.  58<D-COHE  >=  1.0000     (BOTH WALLS)
ITEM NO.  59<D-FRICT >=  33.000     (BOTH WALLS)
ITEM NO.  60<D-KA    >= 0.29500     WALL NO.        1
ITEM NO.  61<D-KP    >=  5.1600     WALL NO.        1
ITEM NO.  77<D-PERM  >= 0.10000E-04 (BOTH WALLS)

LAYER DESCRIPTORS FOR STEP NO.    3


 NON ZERO LAYER DESCRIPTORS FOR LAYER NO.    1 FOR STEP NO.    3

ITEM NO.   1<NAME    >=  16.000     (BOTH WALLS)
ITEM NO.   2<NATURE  >=  1.0000     (BOTH WALLS)
ITEM NO.   3<LEVEL   >=  3.0000     (BOTH WALLS)
ITEM NO.   4<WALL    >=  1.0000     (BOTH WALLS)
ITEM NO.   5<GAMMAD  >=  19.000     (BOTH WALLS)
ITEM NO.   6<GAMMAB  >=  10.000     (BOTH WALLS)
ITEM NO.   7<GAMMAW  >=  10.000     (BOTH WALLS)
ITEM NO.   9<U-FRICT >=  38.000     (BOTH WALLS)
ITEM NO.  10<U-KA    >= 0.23800     WALL NO.        1
ITEM NO.  11<U-KP    >=  7.2320     WALL NO.        1
ITEM NO.  12<K0-NC   >= 0.50000     (BOTH WALLS)
ITEM NO.  13<NEXP    >= 0.50000     (BOTH WALLS)
ITEM NO.  14<OCR     >=  1.0000     (BOTH WALLS)
ITEM NO.  16<MODEL   >=  1.0000     (BOTH WALLS)
ITEM NO.  17<EVC     >=  15000.     (BOTH WALLS)
ITEM NO.  18<EUR     >=  45000.     (BOTH WALLS)
ITEM NO.  27<U-PERM  >= 0.10000E-03 (BOTH WALLS)
ITEM NO.  52<D-NATURE>=  1.0000     (BOTH WALLS)
ITEM NO.  53<D-LEVEL >=  0.0000     (BOTH WALLS)
ITEM NO.  59<D-FRICT >=  38.000     (BOTH WALLS)
ITEM NO.  60<D-KA    >= 0.23800     WALL NO.        1
ITEM NO.  61<D-KP    >=  7.2320     WALL NO.        1
ITEM NO.  77<D-PERM  >= 0.10000E-03 (BOTH WALLS)

 NON ZERO LAYER DESCRIPTORS FOR LAYER NO.    2 FOR STEP NO.    3

ITEM NO.   1<NAME    >=  17.000     (BOTH WALLS)
ITEM NO.   2<NATURE  >=  1.0000     (BOTH WALLS)
ITEM NO.   3<LEVEL   >=  0.0000     (BOTH WALLS)
ITEM NO.   4<WALL    >=  1.0000     (BOTH WALLS)
ITEM NO.   5<GAMMAD  >=  16.000     (BOTH WALLS)
ITEM NO.   6<GAMMAB  >=  6.0000     (BOTH WALLS)
ITEM NO.   7<GAMMAW  >=  10.000     (BOTH WALLS)
ITEM NO.   9<U-FRICT >=  30.000     (BOTH WALLS)
ITEM NO.  10<U-KA    >= 0.33300     WALL NO.        1
ITEM NO.  11<U-KP    >=  4.2880     WALL NO.        1
ITEM NO.  12<K0-NC   >= 0.50000     (BOTH WALLS)
ITEM NO.  13<NEXP    >= 0.50000     (BOTH WALLS)
ITEM NO.  14<OCR     >=  1.0000     (BOTH WALLS)
ITEM NO.  16<MODEL   >=  1.0000     (BOTH WALLS)
ITEM NO.  17<EVC     >=  30000.     (BOTH WALLS)
```

```
ITEM NO.  18<EUR     >=  48000.     (BOTH WALLS)
ITEM NO.  27<U-PERM  >= 0.10000E-04 (BOTH WALLS)
ITEM NO.  52<D-NATURE>=  1.0000     (BOTH WALLS)
ITEM NO.  53<D-LEVEL >=  0.0000     (BOTH WALLS)
ITEM NO.  59<D-FRICT >=  30.000     (BOTH WALLS)
ITEM NO.  60<D-KA    >= 0.33300     WALL NO.        1
ITEM NO.  61<D-KP    >=  4.2880     WALL NO.        1
ITEM NO.  77<D-PERM  >= 0.10000E-04 (BOTH WALLS)

 NON ZERO LAYER DESCRIPTORS FOR LAYER NO.    3 FOR STEP NO.    3

ITEM NO.   1<NAME    >=  18.000     (BOTH WALLS)
ITEM NO.   2<NATURE  >=  1.0000     (BOTH WALLS)
ITEM NO.   3<LEVEL   >= -5.0000     (BOTH WALLS)
ITEM NO.   4<WALL    >=  1.0000     (BOTH WALLS)
ITEM NO.   5<GAMMAD  >=  16.000     (BOTH WALLS)
ITEM NO.   6<GAMMAB  >=  6.0000     (BOTH WALLS)
ITEM NO.   7<GAMMAW  >=  10.000     (BOTH WALLS)
ITEM NO.   8<U-COHE  >=  1.0000     (BOTH WALLS)
ITEM NO.   9<U-FRICT >=  33.000     (BOTH WALLS)
ITEM NO.  10<U-KA    >= 0.29500     WALL NO.        1
ITEM NO.  11<U-KP    >=  6.0490     WALL NO.        1
ITEM NO.  12<K0-NC   >= 0.50000     (BOTH WALLS)
ITEM NO.  13<NEXP    >= 0.50000     (BOTH WALLS)
ITEM NO.  14<OCR     >=  1.0000     (BOTH WALLS)
ITEM NO.  16<MODEL   >=  1.0000     (BOTH WALLS)
ITEM NO.  17<EVC     >=  68000.     (BOTH WALLS)
ITEM NO.  18<EUR     >= 0.10880E+06 (BOTH WALLS)
ITEM NO.  27<U-PERM  >= 0.10000E-04 (BOTH WALLS)
ITEM NO.  52<D-NATURE>=  1.0000     (BOTH WALLS)
ITEM NO.  53<D-LEVEL >=  0.0000     (BOTH WALLS)
ITEM NO.  58<D-COHE  >=  1.0000     (BOTH WALLS)
ITEM NO.  59<D-FRICT >=  33.000     (BOTH WALLS)
ITEM NO.  60<D-KA    >= 0.29500     WALL NO.        1
ITEM NO.  61<D-KP    >=  5.1600     WALL NO.        1
ITEM NO.  77<D-PERM  >= 0.10000E-04 (BOTH WALLS)

LAYER DESCRIPTORS FOR STEP NO.    4


 NON ZERO LAYER DESCRIPTORS FOR LAYER NO.    1 FOR STEP NO.    4

ITEM NO.   1<NAME    >=  16.000     (BOTH WALLS)
ITEM NO.   2<NATURE  >=  1.0000     (BOTH WALLS)
ITEM NO.   3<LEVEL   >=  3.0000     (BOTH WALLS)
ITEM NO.   4<WALL    >=  1.0000     (BOTH WALLS)
ITEM NO.   5<GAMMAD  >=  19.000     (BOTH WALLS)
ITEM NO.   6<GAMMAB  >=  10.000     (BOTH WALLS)
ITEM NO.   7<GAMMAW  >=  10.000     (BOTH WALLS)
ITEM NO.   9<U-FRICT >=  38.000     (BOTH WALLS)
ITEM NO.  10<U-KA    >= 0.23800     WALL NO.        1
ITEM NO.  11<U-KP    >=  7.2320     WALL NO.        1
ITEM NO.  12<K0-NC   >= 0.50000     (BOTH WALLS)
ITEM NO.  13<NEXP    >= 0.50000     (BOTH WALLS)
ITEM NO.  14<OCR     >=  1.0000     (BOTH WALLS)
ITEM NO.  16<MODEL   >=  1.0000     (BOTH WALLS)
ITEM NO.  17<EVC     >=  15000.     (BOTH WALLS)
ITEM NO.  18<EUR     >=  45000.     (BOTH WALLS)
ITEM NO.  27<U-PERM  >= 0.10000E-03 (BOTH WALLS)
ITEM NO.  52<D-NATURE>=  1.0000     (BOTH WALLS)
ITEM NO.  53<D-LEVEL >=  0.0000     (BOTH WALLS)
ITEM NO.  59<D-FRICT >=  38.000     (BOTH WALLS)
ITEM NO.  60<D-KA    >= 0.23800     WALL NO.        1
ITEM NO.  61<D-KP    >=  7.2320     WALL NO.        1
ITEM NO.  77<D-PERM  >= 0.10000E-03 (BOTH WALLS)

 NON ZERO LAYER DESCRIPTORS FOR LAYER NO.    2 FOR STEP NO.    4

ITEM NO.   1<NAME    >=  17.000     (BOTH WALLS)
ITEM NO.   2<NATURE  >=  1.0000     (BOTH WALLS)
ITEM NO.   3<LEVEL   >=  0.0000     (BOTH WALLS)
ITEM NO.   4<WALL    >=  1.0000     (BOTH WALLS)
ITEM NO.   5<GAMMAD  >=  16.000     (BOTH WALLS)
ITEM NO.   6<GAMMAB  >=  6.0000     (BOTH WALLS)
```

```
ITEM NO.   7<GAMMAW  >=  10.000     (BOTH WALLS)
ITEM NO.   9<U-FRICT >=  30.000     (BOTH WALLS)
ITEM NO.  10<U-KA    >= 0.33300     WALL NO.        1
ITEM NO.  11<U-KP    >=  4.2880     WALL NO.        1
ITEM NO.  12<K0-NC   >= 0.50000     (BOTH WALLS)
ITEM NO.  13<NEXP    >= 0.50000     (BOTH WALLS)
ITEM NO.  14<OCR     >=  1.0000     (BOTH WALLS)
ITEM NO.  16<MODEL   >=  1.0000     (BOTH WALLS)
ITEM NO.  17<EVC     >=  30000.     (BOTH WALLS)
ITEM NO.  18<EUR     >=  48000.     (BOTH WALLS)
ITEM NO.  27<U-PERM  >= 0.10000E-04 (BOTH WALLS)
ITEM NO.  52<D-NATURE>=  1.0000     (BOTH WALLS)
ITEM NO.  53<D-LEVEL >=  0.0000     (BOTH WALLS)
ITEM NO.  59<D-FRICT >=  30.000     (BOTH WALLS)
ITEM NO.  60<D-KA    >= 0.33300     WALL NO.        1
ITEM NO.  61<D-KP    >=  4.2880     WALL NO.        1
ITEM NO.  77<D-PERM  >= 0.10000E-04 (BOTH WALLS)

 NON ZERO LAYER DESCRIPTORS FOR LAYER NO.    3 FOR STEP NO.    4

ITEM NO.   1<NAME    >=  18.000     (BOTH WALLS)
ITEM NO.   2<NATURE  >=  1.0000     (BOTH WALLS)
ITEM NO.   3<LEVEL   >= -5.0000     (BOTH WALLS)
ITEM NO.   4<WALL    >=  1.0000     (BOTH WALLS)
ITEM NO.   5<GAMMAD  >=  16.000     (BOTH WALLS)
ITEM NO.   6<GAMMAB  >=  6.0000     (BOTH WALLS)
ITEM NO.   7<GAMMAW  >=  10.000     (BOTH WALLS)
ITEM NO.   8<U-COHE  >=  1.0000     (BOTH WALLS)
ITEM NO.   9<U-FRICT >=  33.000     (BOTH WALLS)
ITEM NO.  10<U-KA    >= 0.29500     WALL NO.        1
ITEM NO.  11<U-KP    >=  6.0490     WALL NO.        1
ITEM NO.  12<K0-NC   >= 0.50000     (BOTH WALLS)
ITEM NO.  13<NEXP    >= 0.50000     (BOTH WALLS)
ITEM NO.  14<OCR     >=  1.0000     (BOTH WALLS)
ITEM NO.  16<MODEL   >=  1.0000     (BOTH WALLS)
ITEM NO.  17<EVC     >=  68000.     (BOTH WALLS)
ITEM NO.  18<EUR     >= 0.10880E+06 (BOTH WALLS)
ITEM NO.  27<U-PERM  >= 0.10000E-04 (BOTH WALLS)
ITEM NO.  52<D-NATURE>=  1.0000     (BOTH WALLS)
ITEM NO.  53<D-LEVEL >=  0.0000     (BOTH WALLS)
ITEM NO.  58<D-COHE  >=  1.0000     (BOTH WALLS)
ITEM NO.  59<D-FRICT >=  33.000     (BOTH WALLS)
ITEM NO.  60<D-KA    >= 0.29500     WALL NO.        1
ITEM NO.  61<D-KP    >=  5.1600     WALL NO.        1
ITEM NO.  77<D-PERM  >= 0.10000E-04 (BOTH WALLS)

LAYER DESCRIPTORS FOR STEP NO.    5

 NON ZERO LAYER DESCRIPTORS FOR LAYER NO.    1 FOR STEP NO.    5

ITEM NO.   1<NAME    >=  16.000     (BOTH WALLS)
ITEM NO.   2<NATURE  >=  1.0000     (BOTH WALLS)
ITEM NO.   3<LEVEL   >=  3.0000     (BOTH WALLS)
ITEM NO.   4<WALL    >=  1.0000     (BOTH WALLS)
ITEM NO.   5<GAMMAD  >=  19.000     (BOTH WALLS)
ITEM NO.   6<GAMMAB  >=  10.000     (BOTH WALLS)
ITEM NO.   7<GAMMAW  >=  10.000     (BOTH WALLS)
ITEM NO.   9<U-FRICT >=  38.000     (BOTH WALLS)
ITEM NO.  10<U-KA    >= 0.23800     WALL NO.        1
ITEM NO.  11<U-KP    >=  7.2320     WALL NO.        1
ITEM NO.  12<K0-NC   >= 0.50000     (BOTH WALLS)
ITEM NO.  13<NEXP    >= 0.50000     (BOTH WALLS)
ITEM NO.  14<OCR     >=  1.0000     (BOTH WALLS)
ITEM NO.  16<MODEL   >=  1.0000     (BOTH WALLS)
ITEM NO.  17<EVC     >=  15000.     (BOTH WALLS)
ITEM NO.  18<EUR     >=  45000.     (BOTH WALLS)
ITEM NO.  27<U-PERM  >= 0.10000E-03 (BOTH WALLS)
ITEM NO.  52<D-NATURE>=  1.0000     (BOTH WALLS)
ITEM NO.  53<D-LEVEL >=  0.0000     (BOTH WALLS)
ITEM NO.  59<D-FRICT >=  38.000     (BOTH WALLS)
ITEM NO.  60<D-KA    >= 0.23800     WALL NO.        1
ITEM NO.  61<D-KP    >=  7.2320     WALL NO.        1
ITEM NO.  77<D-PERM  >= 0.10000E-03 (BOTH WALLS)
```

```
 NON ZERO LAYER DESCRIPTORS FOR LAYER NO.    2 FOR STEP NO.    5

ITEM NO.   1<NAME    >=  17.000     (BOTH WALLS)
ITEM NO.   2<NATURE  >=  1.0000     (BOTH WALLS)
ITEM NO.   3<LEVEL   >=  0.0000     (BOTH WALLS)
ITEM NO.   4<WALL    >=  1.0000     (BOTH WALLS)
ITEM NO.   5<GAMMAD  >=  16.000     (BOTH WALLS)
ITEM NO.   6<GAMMAB  >=  6.0000     (BOTH WALLS)
ITEM NO.   7<GAMMAW  >=  10.000     (BOTH WALLS)
ITEM NO.   9<U-FRICT >=  30.000     (BOTH WALLS)
ITEM NO.  10<U-KA    >= 0.33300     WALL NO.        1
ITEM NO.  11<U-KP    >=  4.2880     WALL NO.        1
ITEM NO.  12<K0-NC   >= 0.50000     (BOTH WALLS)
ITEM NO.  13<NEXP    >= 0.50000     (BOTH WALLS)
ITEM NO.  14<OCR     >=  1.0000     (BOTH WALLS)
ITEM NO.  16<MODEL   >=  1.0000     (BOTH WALLS)
ITEM NO.  17<EVC     >=  30000.     (BOTH WALLS)
ITEM NO.  18<EUR     >=  48000.     (BOTH WALLS)
ITEM NO.  27<U-PERM  >= 0.10000E-04 (BOTH WALLS)
ITEM NO.  52<D-NATURE>=  1.0000     (BOTH WALLS)
ITEM NO.  53<D-LEVEL >=  0.0000     (BOTH WALLS)
ITEM NO.  59<D-FRICT >=  30.000     (BOTH WALLS)
ITEM NO.  60<D-KA    >= 0.33300     WALL NO.        1
ITEM NO.  61<D-KP    >=  4.2880     WALL NO.        1
ITEM NO.  77<D-PERM  >= 0.10000E-04 (BOTH WALLS)

 NON ZERO LAYER DESCRIPTORS FOR LAYER NO.    3 FOR STEP NO.    5

ITEM NO.   1<NAME    >=  18.000     (BOTH WALLS)
ITEM NO.   2<NATURE  >=  1.0000     (BOTH WALLS)
ITEM NO.   3<LEVEL   >= -5.0000     (BOTH WALLS)
ITEM NO.   4<WALL    >=  1.0000     (BOTH WALLS)
ITEM NO.   5<GAMMAD  >=  16.000     (BOTH WALLS)
ITEM NO.   6<GAMMAB  >=  6.0000     (BOTH WALLS)
ITEM NO.   7<GAMMAW  >=  10.000     (BOTH WALLS)
ITEM NO.   8<U-COHE  >=  1.0000     (BOTH WALLS)
ITEM NO.   9<U-FRICT >=  33.000     (BOTH WALLS)
ITEM NO.  10<U-KA    >= 0.29500     WALL NO.        1
ITEM NO.  11<U-KP    >=  6.0490     WALL NO.        1
ITEM NO.  12<K0-NC   >= 0.50000     (BOTH WALLS)
ITEM NO.  13<NEXP    >= 0.50000     (BOTH WALLS)
ITEM NO.  14<OCR     >=  1.0000     (BOTH WALLS)
ITEM NO.  16<MODEL   >=  1.0000     (BOTH WALLS)
ITEM NO.  17<EVC     >=  68000.     (BOTH WALLS)
ITEM NO.  18<EUR     >= 0.10880E+06 (BOTH WALLS)
ITEM NO.  27<U-PERM  >= 0.10000E-04 (BOTH WALLS)
ITEM NO.  52<D-NATURE>=  1.0000     (BOTH WALLS)
ITEM NO.  53<D-LEVEL >=  0.0000     (BOTH WALLS)
ITEM NO.  58<D-COHE  >=  1.0000     (BOTH WALLS)
ITEM NO.  59<D-FRICT >=  33.000     (BOTH WALLS)
ITEM NO.  60<D-KA    >= 0.29500     WALL NO.        1
ITEM NO.  61<D-KP    >=  5.1600     WALL NO.        1
ITEM NO.  77<D-PERM  >= 0.10000E-04 (BOTH WALLS)

LAYER DESCRIPTORS FOR STEP NO.    6

 NON ZERO LAYER DESCRIPTORS FOR LAYER NO.    1 FOR STEP NO.    6

ITEM NO.   1<NAME    >=  16.000     (BOTH WALLS)
ITEM NO.   2<NATURE  >=  1.0000     (BOTH WALLS)
ITEM NO.   3<LEVEL   >=  3.0000     (BOTH WALLS)
ITEM NO.   4<WALL    >=  1.0000     (BOTH WALLS)
ITEM NO.   5<GAMMAD  >=  19.000     (BOTH WALLS)
ITEM NO.   6<GAMMAB  >=  10.000     (BOTH WALLS)
ITEM NO.   7<GAMMAW  >=  10.000     (BOTH WALLS)
ITEM NO.   9<U-FRICT >=  38.000     (BOTH WALLS)
ITEM NO.  10<U-KA    >= 0.23800     WALL NO.        1
ITEM NO.  11<U-KP    >=  7.2320     WALL NO.        1
ITEM NO.  12<K0-NC   >= 0.50000     (BOTH WALLS)
ITEM NO.  13<NEXP    >= 0.50000     (BOTH WALLS)
ITEM NO.  14<OCR     >=  1.0000     (BOTH WALLS)
ITEM NO.  16<MODEL   >=  1.0000     (BOTH WALLS)
```

```
ITEM NO.  17<EVC     >=  15000.     (BOTH WALLS)
ITEM NO.  18<EUR     >=  45000.     (BOTH WALLS)
ITEM NO.  27<U-PERM  >= 0.10000E-03 (BOTH WALLS)
ITEM NO.  45<U-KAED  >= 0.30640     WALL NO.        1
ITEM NO.  46<U-KAEW  >= 0.37380     WALL NO.        1
ITEM NO.  47<U-KPED  >=  7.1910     WALL NO.        1
ITEM NO.  48<U-KPEW  >=  6.6710     WALL NO.        1
ITEM NO.  52<D-NATURE>=  1.0000     (BOTH WALLS)
ITEM NO.  53<D-LEVEL >=  0.0000     (BOTH WALLS)
ITEM NO.  59<D-FRICT >=  38.000     (BOTH WALLS)
ITEM NO.  60<D-KA    >= 0.23800     WALL NO.        1
ITEM NO.  61<D-KP    >=  7.2320     WALL NO.        1
ITEM NO.  77<D-PERM  >= 0.10000E-03 (BOTH WALLS)
ITEM NO.  95<D-KAED  >= 0.28220     WALL NO.        1
ITEM NO.  96<D-KAEW  >= 0.35140     WALL NO.        1
ITEM NO.  97<D-KPED  >=  6.4190     WALL NO.        1
ITEM NO.  98<D-KPEW  >=  5.8860     WALL NO.        1

 NON ZERO LAYER DESCRIPTORS FOR LAYER NO.    2 FOR STEP NO.    6

ITEM NO.   1<NAME    >=  17.000     (BOTH WALLS)
ITEM NO.   2<NATURE  >=  1.0000     (BOTH WALLS)
ITEM NO.   3<LEVEL   >=  0.0000     (BOTH WALLS)
ITEM NO.   4<WALL    >=  1.0000     (BOTH WALLS)
ITEM NO.   5<GAMMAD  >=  16.000     (BOTH WALLS)
ITEM NO.   6<GAMMAB  >=  6.0000     (BOTH WALLS)
ITEM NO.   7<GAMMAW  >=  10.000     (BOTH WALLS)
ITEM NO.   9<U-FRICT >=  30.000     (BOTH WALLS)
ITEM NO.  10<U-KA    >= 0.33300     WALL NO.        1
ITEM NO.  11<U-KP    >=  4.2880     WALL NO.        1
ITEM NO.  12<K0-NC   >= 0.50000     (BOTH WALLS)
ITEM NO.  13<NEXP    >= 0.50000     (BOTH WALLS)
ITEM NO.  14<OCR     >=  1.0000     (BOTH WALLS)
ITEM NO.  16<MODEL   >=  1.0000     (BOTH WALLS)
ITEM NO.  17<EVC     >=  30000.     (BOTH WALLS)
ITEM NO.  18<EUR     >=  48000.     (BOTH WALLS)
ITEM NO.  27<U-PERM  >= 0.10000E-04 (BOTH WALLS)
ITEM NO.  45<U-KAED  >= 0.41800     WALL NO.        1
ITEM NO.  46<U-KAEW  >= 0.56440     WALL NO.        1
ITEM NO.  47<U-KPED  >=  4.2150     WALL NO.        1
ITEM NO.  48<U-KPEW  >=  3.5630     WALL NO.        1
ITEM NO.  52<D-NATURE>=  1.0000     (BOTH WALLS)
ITEM NO.  53<D-LEVEL >=  0.0000     (BOTH WALLS)
ITEM NO.  59<D-FRICT >=  30.000     (BOTH WALLS)
ITEM NO.  60<D-KA    >= 0.33300     WALL NO.        1
ITEM NO.  61<D-KP    >=  4.2880     WALL NO.        1
ITEM NO.  77<D-PERM  >= 0.10000E-04 (BOTH WALLS)
ITEM NO.  95<D-KAED  >= 0.38360     WALL NO.        1
ITEM NO.  96<D-KAEW  >= 0.53700     WALL NO.        1
ITEM NO.  97<D-KPED  >=  3.7570     WALL NO.        1
ITEM NO.  98<D-KPEW  >=  3.0830     WALL NO.        1

 NON ZERO LAYER DESCRIPTORS FOR LAYER NO.    3 FOR STEP NO.    6

ITEM NO.   1<NAME    >=  18.000     (BOTH WALLS)
ITEM NO.   2<NATURE  >=  1.0000     (BOTH WALLS)
ITEM NO.   3<LEVEL   >= -5.0000     (BOTH WALLS)
ITEM NO.   4<WALL    >=  1.0000     (BOTH WALLS)
ITEM NO.   5<GAMMAD  >=  16.000     (BOTH WALLS)
ITEM NO.   6<GAMMAB  >=  6.0000     (BOTH WALLS)
ITEM NO.   7<GAMMAW  >=  10.000     (BOTH WALLS)
ITEM NO.   8<U-COHE  >=  1.0000     (BOTH WALLS)
ITEM NO.   9<U-FRICT >=  33.000     (BOTH WALLS)
ITEM NO.  10<U-KA    >= 0.29500     WALL NO.        1
ITEM NO.  11<U-KP    >=  6.0490     WALL NO.        1
ITEM NO.  12<K0-NC   >= 0.50000     (BOTH WALLS)
ITEM NO.  13<NEXP    >= 0.50000     (BOTH WALLS)
ITEM NO.  14<OCR     >=  1.0000     (BOTH WALLS)
ITEM NO.  16<MODEL   >=  1.0000     (BOTH WALLS)
ITEM NO.  17<EVC     >=  68000.     (BOTH WALLS)
ITEM NO.  18<EUR     >= 0.10880E+06 (BOTH WALLS)
ITEM NO.  27<U-PERM  >= 0.10000E-04 (BOTH WALLS)
ITEM NO.  45<U-KAED  >= 0.37270     WALL NO.        1
ITEM NO.  46<U-KAEW  >= 0.50860     WALL NO.        1
```

```
ITEM NO.  47<U-KPED  >=  6.0780     WALL NO.        1
ITEM NO.  48<U-KPEW  >=  5.4070     WALL NO.        1
ITEM NO.  52<D-NATURE>=  1.0000     (BOTH WALLS)
ITEM NO.  53<D-LEVEL >=  0.0000     (BOTH WALLS)
ITEM NO.  58<D-COHE  >=  1.0000     (BOTH WALLS)
ITEM NO.  59<D-FRICT >=  33.000     (BOTH WALLS)
ITEM NO.  60<D-KA    >= 0.29500     WALL NO.        1
ITEM NO.  61<D-KP    >=  5.1600     WALL NO.        1
ITEM NO.  77<D-PERM  >= 0.10000E-04 (BOTH WALLS)
ITEM NO.  95<D-KAED  >= 0.34280     WALL NO.        1
ITEM NO.  96<D-KAEW  >= 0.48390     WALL NO.        1
ITEM NO.  97<D-KPED  >=  4.5450     WALL NO.        1
ITEM NO.  98<D-KPEW  >=  3.7940     WALL NO.        1


DEFAULT WATER UNIT WEIGHT =  10.000
AVERAGED ON    18 VALUES
```

```
+-----------------------------------------------------------------------------------------------------------------------+
|                   PARATIEPLUS(TM)   NLS ENGINE RELEASE  2018.0    FULL VERSION  *Build date:Nov 13, 2017*              |
|                                                                                                                       |
|                                       NewProject.BaseDesignSection_28.Nominal_63                                      |
|                                  Exe Time : 4 September 2018 18:06:08                                                 |
+-----------------------------------------------------------------------------------------------------------------------+

PHASE DESCRIPTORS


STEP  NO.     1
                                        LEFT WALL    RIGHT WALL
Y                                        0.000       -0.9990E+30
Z-PC                                     0.000         0.000
Z-EXCAVATION                             0.000         0.000
Z-WATER_TABLE                           -18.00       -0.9990E+30
Q_AT_THE_FREE_FIELD_LEVEL                0.000         0.000
ZQ                                       0.000         0.000
DZW_OF_THE_WATER_TABLE                   0.000         0.000
QS_ON_THE_EXCAVATION_SIDE                0.000         0.000
ZQS                                     -0.9990E+30   -0.9990E+30
ZCUT                                     0.000         0.000
BALANCE LEVEL FOR PORE PRESSURES        -13.50        -13.50
WATER_BEHAVIOUR_FLAG (LINING OPT)        0.000         0.000
PORE_UPDATE_FLAG                         0.000         0.000
PORE_TAB. _FLAG (gt.0= use tabs)         0.000         0.000
lateral thrusts reduction elevatio       0.000         0.000
Downhill reduction factor for effe       0.000         0.000
Downhill reduction factor for pore       0.000         0.000
Uphill reduction factor for effect       0.000         0.000
Uphill reduction factor for pore p       0.000         0.000
SEISMIC HORIZONTAL ACCEL. Kh [g]         0.000         0.000
UPHILL VERTICAL ACCEL.  Kv_uh [g]        0.000         0.000
DOWNHILL VERTICAL ACCEL.Kv_dh [g]        0.000         0.000
UPHILL BETA ANGLE (SLOPE) [deg]          0.000         0.000
UPHILL DELTA/PHI RATIO                   0.000         0.000
DOWNHILL BETA ANGLE (SLOPE) [deg]        0.000         0.000
DOWNHILL DELTA/PHI RATIO                 0.000         0.000
DYN.WATER BEHAVIOUR                      0.000         0.000
Excess pore pressure RATIO Ru            0.000         0.000
SEISMIC PRESSURE LOWER VALUE             0.000         0.000
SEISMIC PRESSURE UPPER VALUE             0.000         0.000
SEISMIC PRESSURE LOWER LEVEL             0.000         0.000
SEISMIC PRESSURE UPPER LEVEL             0.000         0.000

=========================================================================================================end of step    1


STEP  NO.     2
                                        LEFT WALL    RIGHT WALL
Y                                        0.000       -0.9990E+30
Z-PC                                     0.000         0.000
Z-EXCAVATION                            -1.000         0.000
Z-WATER_TABLE                           -18.00       -0.9990E+30
Q_AT_THE_FREE_FIELD_LEVEL                0.000         0.000
ZQ                                       0.000         0.000
DZW_OF_THE_WATER_TABLE                   0.000         0.000
QS_ON_THE_EXCAVATION_SIDE                0.000         0.000
ZQS                                     -0.9990E+30   -0.9990E+30
ZCUT                                     0.000         0.000
BALANCE LEVEL FOR PORE PRESSURES        -13.50        -13.50
WATER_BEHAVIOUR_FLAG (LINING OPT)        0.000         0.000
PORE_UPDATE_FLAG                         0.000         0.000
PORE_TAB. _FLAG (gt.0= use tabs)         0.000         0.000
lateral thrusts reduction elevatio       0.000         0.000
Downhill reduction factor for effe       0.000         0.000
Downhill reduction factor for pore       0.000         0.000
Uphill reduction factor for effect       0.000         0.000
Uphill reduction factor for pore p       0.000         0.000
SEISMIC HORIZONTAL ACCEL. Kh [g]         0.000         0.000
UPHILL VERTICAL ACCEL.  Kv_uh [g]        0.000         0.000
```

DOWNHILL VERTICAL ACCEL.Kv_dh [g]	0.000	0.000
UPHILL BETA ANGLE (SLOPE) [deg]	0.000	0.000
UPHILL DELTA/PHI RATIO	0.000	0.000
DOWNHILL BETA ANGLE (SLOPE) [deg]	0.000	0.000
DOWNHILL DELTA/PHI RATIO	0.000	0.000
DYN.WATER BEHAVIOUR	0.000	0.000
Excess pore pressure RATIO Ru	0.000	0.000
SEISMIC PRESSURE LOWER VALUE	0.000	0.000
SEISMIC PRESSURE UPPER VALUE	0.000	0.000
SEISMIC PRESSURE LOWER LEVEL	0.000	0.000
SEISMIC PRESSURE UPPER LEVEL	0.000	0.000

==========end of step 2

STEP NO. 3

	LEFT WALL	RIGHT WALL
Y	0.000	-0.9990E+30
Z-PC	0.000	0.000
Z-EXCAVATION	-1.000	0.000
Z-WATER_TABLE	-18.00	-0.9990E+30
Q_AT_THE_FREE_FIELD_LEVEL	0.000	0.000
ZQ	0.000	0.000
DZW_OF_THE_WATER_TABLE	0.000	0.000
QS_ON_THE_EXCAVATION_SIDE	0.000	0.000
ZQS	-0.9990E+30	-0.9990E+30
ZCUT	0.000	0.000
BALANCE LEVEL FOR PORE PRESSURES	-13.50	-13.50
WATER_BEHAVIOUR_FLAG (LINING OPT)	0.000	0.000
PORE_UPDATE_FLAG	0.000	0.000
PORE_TAB. _FLAG (gt.0= use tabs)	0.000	0.000
lateral thrusts reduction elevatio	0.000	0.000
Downhill reduction factor for effe	0.000	0.000
Downhill reduction factor for pore	0.000	0.000
Uphill reduction factor for effect	0.000	0.000
Uphill reduction factor for pore p	0.000	0.000
SEISMIC HORIZONTAL ACCEL. Kh [g]	0.000	0.000
UPHILL VERTICAL ACCEL. Kv_uh [g]	0.000	0.000
DOWNHILL VERTICAL ACCEL.Kv_dh [g]	0.000	0.000
UPHILL BETA ANGLE (SLOPE) [deg]	0.000	0.000
UPHILL DELTA/PHI RATIO	0.000	0.000
DOWNHILL BETA ANGLE (SLOPE) [deg]	0.000	0.000
DOWNHILL DELTA/PHI RATIO	0.000	0.000
DYN.WATER BEHAVIOUR	0.000	0.000
Excess pore pressure RATIO Ru	0.000	0.000
SEISMIC PRESSURE LOWER VALUE	0.000	0.000
SEISMIC PRESSURE UPPER VALUE	0.000	0.000
SEISMIC PRESSURE LOWER LEVEL	0.000	0.000
SEISMIC PRESSURE UPPER LEVEL	0.000	0.000

==========end of step 3

STEP NO. 4

	LEFT WALL	RIGHT WALL
Y	0.000	-0.9990E+30
Z-PC	0.000	0.000
Z-EXCAVATION	-9.000	0.000
Z-WATER_TABLE	-18.00	-0.9990E+30
Q_AT_THE_FREE_FIELD_LEVEL	0.000	0.000
ZQ	0.000	0.000
DZW_OF_THE_WATER_TABLE	0.000	0.000
QS_ON_THE_EXCAVATION_SIDE	0.000	0.000
ZQS	-0.9990E+30	-0.9990E+30
ZCUT	0.000	0.000
BALANCE LEVEL FOR PORE PRESSURES	-13.50	-13.50
WATER_BEHAVIOUR_FLAG (LINING OPT)	0.000	0.000
PORE_UPDATE_FLAG	0.000	0.000
PORE_TAB. _FLAG (gt.0= use tabs)	0.000	0.000
lateral thrusts reduction elevatio	0.000	0.000
Downhill reduction factor for effe	0.000	0.000
Downhill reduction factor for pore	0.000	0.000
Uphill reduction factor for effect	0.000	0.000
Uphill reduction factor for pore p	0.000	0.000

SEISMIC HORIZONTAL ACCEL. Kh [g]	0.000	0.000
UPHILL VERTICAL ACCEL. Kv_uh [g]	0.000	0.000
DOWNHILL VERTICAL ACCEL.Kv_dh [g]	0.000	0.000
UPHILL BETA ANGLE (SLOPE) [deg]	0.000	0.000
UPHILL DELTA/PHI RATIO	0.000	0.000
DOWNHILL BETA ANGLE (SLOPE) [deg]	0.000	0.000
DOWNHILL DELTA/PHI RATIO	0.000	0.000
DYN.WATER BEHAVIOUR	0.000	0.000
Excess pore pressure RATIO Ru	0.000	0.000
SEISMIC PRESSURE LOWER VALUE	0.000	0.000
SEISMIC PRESSURE UPPER VALUE	0.000	0.000
SEISMIC PRESSURE LOWER LEVEL	0.000	0.000
SEISMIC PRESSURE UPPER LEVEL	0.000	0.000

==========end of step 4

STEP NO. 5

	LEFT WALL	RIGHT WALL
Y	0.000	-0.9990E+30
Z-PC	0.000	0.000
Z-EXCAVATION	-8.500	0.000
Z-WATER_TABLE	-18.00	-0.9990E+30
Q_AT_THE_FREE_FIELD_LEVEL	0.000	0.000
ZQ	0.000	0.000
DZW_OF_THE_WATER_TABLE	0.000	0.000
QS_ON_THE_EXCAVATION_SIDE	0.000	0.000
ZQS	-0.9990E+30	-0.9990E+30
ZCUT	0.000	0.000
BALANCE LEVEL FOR PORE PRESSURES	-13.50	-13.50
WATER_BEHAVIOUR_FLAG (LINING OPT)	0.000	0.000
PORE_UPDATE_FLAG	0.000	0.000
PORE_TAB. _FLAG (gt.0= use tabs)	0.000	0.000
lateral thrusts reduction elevatio	0.000	0.000
Downhill reduction factor for effe	0.000	0.000
Downhill reduction factor for pore	0.000	0.000
Uphill reduction factor for effect	0.000	0.000
Uphill reduction factor for pore p	0.000	0.000
SEISMIC HORIZONTAL ACCEL. Kh [g]	0.000	0.000
UPHILL VERTICAL ACCEL. Kv_uh [g]	0.000	0.000
DOWNHILL VERTICAL ACCEL.Kv_dh [g]	0.000	0.000
UPHILL BETA ANGLE (SLOPE) [deg]	0.000	0.000
UPHILL DELTA/PHI RATIO	0.000	0.000
DOWNHILL BETA ANGLE (SLOPE) [deg]	0.000	0.000
DOWNHILL DELTA/PHI RATIO	0.000	0.000
DYN.WATER BEHAVIOUR	0.000	0.000
Excess pore pressure RATIO Ru	0.000	0.000
SEISMIC PRESSURE LOWER VALUE	0.000	0.000
SEISMIC PRESSURE UPPER VALUE	0.000	0.000
SEISMIC PRESSURE LOWER LEVEL	0.000	0.000
SEISMIC PRESSURE UPPER LEVEL	0.000	0.000

==========end of step 5

STEP NO. 6

	LEFT WALL	RIGHT WALL
Y	0.000	-0.9990E+30
Z-PC	0.000	0.000
Z-EXCAVATION	-8.500	0.000
Z-WATER_TABLE	-18.00	-0.9990E+30
Q_AT_THE_FREE_FIELD_LEVEL	0.000	0.000
ZQ	0.000	0.000
DZW_OF_THE_WATER_TABLE	0.000	0.000
QS_ON_THE_EXCAVATION_SIDE	0.000	0.000
ZQS	-0.9990E+30	-0.9990E+30
ZCUT	0.000	0.000
BALANCE LEVEL FOR PORE PRESSURES	-13.50	-13.50
WATER_BEHAVIOUR_FLAG (LINING OPT)	0.000	0.000
PORE_UPDATE_FLAG	0.000	0.000
PORE_TAB. _FLAG (gt.0= use tabs)	0.000	0.000
lateral thrusts reduction elevatio	0.000	0.000
Downhill reduction factor for effe	0.000	0.000
Downhill reduction factor for pore	0.000	0.000

Uphill reduction factor for effect	0.000	0.000
Uphill reduction factor for pore p	0.000	0.000
SEISMIC HORIZONTAL ACCEL. Kh [g]	0.1059	0.000
UPHILL VERTICAL ACCEL. Kv_uh [g]	0.5294E-01	0.000
DOWNHILL VERTICAL ACCEL.Kv_dh [g]	-0.5294E-01	0.000
UPHILL BETA ANGLE (SLOPE) [deg]	0.000	0.000
UPHILL DELTA/PHI RATIO	0.5000	0.000
DOWNHILL BETA ANGLE (SLOPE) [deg]	0.000	0.000
DOWNHILL DELTA/PHI RATIO	0.5000	0.000
DYN.WATER BEHAVIOUR	0.000	0.000
Excess pore pressure RATIO Ru	0.000	0.000
SEISMIC PRESSURE LOWER VALUE	39.37	0.000
SEISMIC PRESSURE UPPER VALUE	39.37	0.000
SEISMIC PRESSURE LOWER LEVEL	-8.500	0.000
SEISMIC PRESSURE UPPER LEVEL	0.000	0.000

==========end of step 6

LEFT-HAND WALL

LOWER LEVEL -13.50000
UPPER LEVEL 0.00000

RIGHT-HAND WALL

LOWER LEVEL -13.50000
UPPER LEVEL 0.00000

```
+-------------------------------------------------------------------------------------------------------------------------------+
|                  PARATIEPLUS(TM)   NLS ENGINE RELEASE  2018.0    FULL VERSION  *Build date:Nov 13, 2017*                    |
|                                                                                                                               |
|                                     NewProject.BaseDesignSection_28.Nominal_63                                                |
|                                  Exe Time : 4 September 2018 18:06:08                                                         |
+-------------------------------------------------------------------------------------------------------------------------------+
 I N I T I A L   S T R E S S   T A B L E S

            S E C T I O N

 NUMBER OF DEFINED TABLES             2


INPUT DATA FOR INITIAL STRESS SET NO.    1
PERTAINING SOIL ELEMENTS AT Y-COORD    0.0000

ACTIVATION TIME                              1.0000
END TIME (TIME BEYOND WHICH IT IS REMOVED)   6.0000

TYPE BOUSSINESQ

 HORIZONTAL DISTANCE (DY)           1.00000000000000
 FOUNDATION WIDTH    (B)            11.0000000000000
 ZETA-F.....                   0.000000000000000E+000
 Q-F .....                      20.0000000000000
 BETA .....                     45.0000000000000
 BEHAVIOUR (0=FREE, 1=REFLECTING)  0.000000000000000E+000


INPUT DATA FOR INITIAL STRESS SET NO.    2
PERTAINING SOIL ELEMENTS AT Y-COORD    0.0000

ACTIVATION TIME                              1.0000
END TIME (TIME BEYOND WHICH IT IS REMOVED)   6.0000

TYPE BOUSSINESQ

 HORIZONTAL DISTANCE (DY)           18.0000000000000
 FOUNDATION WIDTH    (B)            12.0000000000000
 ZETA-F.....                    2.70000000000000
 Q-F .....                      20.0000000000000
 BETA .....                     45.0000000000000
 BEHAVIOUR (0=FREE, 1=REFLECTING)  0.000000000000000E+000


 ELEMENT GROUPS BACKUP AREA CAN STAY IN CORE AT
 POSITION        5325

 NO. OF D.P.W  FOR THIS AREA       8205
 MAX NO. OF D.P.W. AVAILABLE      81920
 ** MAX NO OF ITERATIONS SET TO          40

ITER     0 RNORM = 0.000     RMNORM= 0.000
           RINORM=0.2381E+05 RIMNOR= 0.000
           RENORM=0.1657E-28 REMNOR= 0.000     RATIO =0.2638E-16 TOLER =0.1000E-03      CONVERGED !
           RFMAX = 21.83     RMMAX = 0.000
           RTSMAL=0.1000E-03 RMSMAL= 0.000
           RDT   =0.2381E+05 RDR   = 0.000
           RATIOT=0.2638E-16 RATIOR= 0.000
           MAX UN=0.1776E-14 IEQ=    87 NODE     44 DOF   1  Y-DISPL.F
           MIN UN=-.1776E-14 IEQ=    33 NODE     17 DOF   1  Y-DISPL.F
           NO. OF CONTACT CONSTRAINT VIOLATIONS     0


ITER     1 RNORM = 0.000     RMNORM= 0.000
           RINORM=0.2381E+05 RIMNOR= 0.000
           RENORM=0.1414E-30 REMNOR=0.1755E-53 RATIO =0.2437E-17 TOLER =0.1000E-03      CONVERGED !
           RFMAX = 21.83     RMMAX = 0.000
           RTSMAL=0.1000E-03 RMSMAL= 0.000
           RDT   =0.2381E+05 RDR   = 0.000
           RATIOT=0.2437E-17 RATIOR= 0.000
```

```
  MAX UN=0.7839E-16 IEQ=    87 NODE     44 DOF   1  Y-DISPL.F
  MIN UN=-.3362E-18 IEQ=   137 NODE     69 DOF   1  Y-DISPL.F
  NO. OF CONTACT CONSTRAINT VIOLATIONS     0


ITER     2 RNORM = 0.000     RMNORM= 0.000
  RINORM=0.2381E+05 RIMNOR= 0.000
  RENORM=0.1247E-30 REMNOR=0.4802E-53 RATIO =0.2288E-17 TOLER =0.1000E-03      CONVERGED !
  RFMAX = 21.83     RMMAX = 0.000
  RTSMAL=0.1000E-03 RMSMAL= 0.000
  RDT   =0.2381E+05 RDR   = 0.000
  RATIOT=0.2288E-17 RATIOR= 0.000
  MAX UN=0.6094E-16 IEQ=    79 NODE     40 DOF   1  Y-DISPL.F
  MIN UN=-.6626E-27 IEQ=   102 NODE     51 DOF   2   X-ROT. F
  NO. OF CONTACT CONSTRAINT VIOLATIONS     0
```

```
+-------------------------------------------------------------------------------------------------------------------------+
|                   PARATIEPLUS(TM)   NLS ENGINE RELEASE  2018.0    FULL VERSION  *Build date:Nov 13, 2017*              |
|                                                                                                                         |
|                                      NewProject.BaseDesignSection_28.Nominal_63                                         |
|                                   Exe Time : 4 September 2018 18:06:08                                                  |
+-------------------------------------------------------------------------------------------------------------------------+
New Project
SOLUTION REACHED USING     2 ITERATIONS ON   40

P R I N T   O U T   F O R   T I M E   S T E P    1     ( AT TIME   1.000     )

PRINT OUT OF ACTIVE COMPONENTS (FIXED NODES ARE NOT PRINTED OUT)

          Y-DISPL.F        X-ROT. F
           (02)             (04)            (


ALL NODAL POINTS HAVE ZERO DISPLACEMENT COMPONENTS
```

```
+-------------------------------------------------------------------------------------------------------------------------------+
|                   PARATIEPLUS(TM)   NLS ENGINE RELEASE  2018.0    FULL VERSION  *Build date:Nov 13, 2017*                    |
|                                                                                                                               |
|                                      NewProject.BaseDesignSection_28.Nominal_63                                               |
|                                   Exe Time : 4 September 2018 18:06:08                                                        |
+-------------------------------------------------------------------------------------------------------------------------------+
New Project


S T R E S S   R E S U L T S   F O R   G R O U P   N O.   1

0_L                                                              :
ELEMENT TYPE    5 NO.OF ELEMENTS. IN THIS GROUP   69
C U R R E N T   T I M E   I S      1.0000

 HARDENING 2D SOIL ELEMENT

 ****** TOTAL STRESS FORMULATION *****

  EL *   FORCE     DISPL-Y  VERTICAL-P  HORIZON.-P     MAX-V-P     MAX-H-P           STATE   STIFFNESS Z-LEVEL      PORE
E FACTOR    UFACTOR       Peq           Su_a         Su_p     LAYER
 ------------------------------------------------------------------------------------------------------------------------------
-------------------------------------------------------------------------------------------
   1 D  7.4201E-02 -4.2525E-21  1.0882E-02  0.7420      1.0882E-02  0.7420            V-C  2.8868E+04   0.000       0.000
1.000       1.000      0.7420       0.000       0.000     DI1_164_167_L_0
   2 D  0.9324     -4.2381E-21   3.246       4.662       3.246       4.662           V-C  2.8868E+04 -0.2000       0.000
1.000       1.000       4.662       0.000       0.000     DI1_164_167_L_0
   3 D   1.648     -4.2237E-21   6.643       8.238       6.643       8.238           V-C  2.8868E+04 -0.4000       0.000
1.000       1.000       8.238       0.000       0.000     DI1_164_167_L_0
   4 D   2.262     -4.2092E-21   10.25       11.31       10.25       11.31           V-C  2.8868E+04 -0.6000       0.000
1.000       1.000       11.31       0.000       0.000     DI1_164_167_L_0
   5 D   2.780     -4.1943E-21   14.01       13.90       14.01       13.90           V-C  2.8868E+04 -0.8000       0.000
1.000       1.000       13.90       0.000       0.000     DI1_164_167_L_0
   6 D   3.224     -4.1790E-21   17.84       16.12       17.84       16.12           V-C  2.8868E+04  -1.000       0.000
1.000       1.000       16.12       0.000       0.000     DI1_164_167_L_0
   7 D   3.616     -4.1630E-21   21.67       18.08       21.67       18.08           V-C  2.8868E+04  -1.200       0.000
1.000       1.000       18.08       0.000       0.000     DI1_164_167_L_0
   8 D   3.975     -4.1458E-21   25.73       19.88       25.73       19.88           V-C  2.8868E+04  -1.400       0.000
1.000       1.000       19.88       0.000       0.000     DI1_164_167_L_0
   9 D   4.312     -4.1271E-21   30.08       21.56       30.08       21.56           V-C  2.8868E+04  -1.600       0.000
1.000       1.000       21.56       0.000       0.000     DI1_164_167_L_0
  10 D   4.634     -4.1065E-21   34.22       23.17       34.22       23.17           V-C  2.8868E+04  -1.800       0.000
1.000       1.000       23.17       0.000       0.000     DI1_164_167_L_0
  11 D   4.946     -4.0839E-21   38.20       24.73       38.20       24.73           V-C  2.8868E+04  -2.000       0.000
1.000       1.000       24.73       0.000       0.000     DI1_164_167_L_0
  12 D   5.252     -4.0611E-21   41.58       26.26       41.58       26.26           V-C  2.8868E+04  -2.200       0.000
1.000       1.000       26.26       0.000       0.000     DI1_164_167_L_0
  13 D   5.554     -4.0403E-21   45.39       27.77       45.39       27.77           V-C  2.8868E+04  -2.400       0.000
1.000       1.000       27.77       0.000       0.000     DI1_164_167_L_0
  14 D   5.853     -4.0237E-21   49.13       29.26       49.13       29.26           V-C  2.8868E+04  -2.600       0.000
1.000       1.000       29.26       0.000       0.000     DI1_164_167_L_0
  15 D   6.150     -4.0134E-21   52.79       30.75       52.79       30.75           V-C  2.8868E+04  -2.800       0.000
1.000       1.000       30.75       0.000       0.000     DI1_164_167_L_0
  16 D   6.445     -4.0115E-21   56.41       32.23       56.41       32.23           V-C  2.8868E+04  -3.000       0.000
1.000       1.000       32.23       0.000       0.000     DI1_164_167_L_0
  17 D   6.740     -4.0198E-21   59.97       33.70       59.97       33.70           V-C  2.8868E+04  -3.200       0.000
1.000       1.000       33.70       0.000       0.000     DI1_164_167_L_0
  18 D   7.034     -4.0394E-21   63.19       35.17       63.19       35.17           V-C  2.8868E+04  -3.400       0.000
1.000       1.000       35.17       0.000       0.000     DI1_164_167_L_0
  19 D   7.328     -4.0672E-21   66.71       36.64       66.71       36.64           V-C  2.8868E+04  -3.600       0.000
1.000       1.000       36.64       0.000       0.000     DI1_164_167_L_0
  20 D   7.622     -4.0992E-21   70.19       38.11       70.19       38.11           V-C  2.8868E+04  -3.800       0.000
1.000       1.000       38.11       0.000       0.000     DI1_164_167_L_0
  21 D   7.915     -4.1323E-21   73.66       39.58       73.66       39.58           V-C  2.8868E+04  -4.000       0.000
1.000       1.000       39.58       0.000       0.000     DI1_164_167_L_0
  22 D   8.209     -4.1671E-21   77.10       41.05       77.10       41.05           V-C  2.8868E+04  -4.200       0.000
1.000       1.000       41.05       0.000       0.000     DI1_164_167_L_0
  23 D   8.503     -4.2052E-21   80.28       42.52       80.28       42.52           V-C  2.8868E+04  -4.400       0.000
1.000       1.000       42.52       0.000       0.000     DI1_164_167_L_0
  24 D   8.798     -4.2481E-21   83.70       43.99       83.70       43.99           V-C  2.8868E+04  -4.600       0.000
1.000       1.000       43.99       0.000       0.000     DI1_164_167_L_0
```

25 D	9.092	-4.2971E-21	87.10	45.46	87.10	45.46	V-C	2.8868E+04	-4.800	0.000		
1.000	1.000	45.46	0.000	0.000	DI1_164_167_L_0							
26 D	9.387	-4.3535E-21	90.49	46.94	90.49	46.94	V-C	6.9578E+04	-5.000	0.000		
1.000	1.000	46.94	0.000	0.000	DI2_165_168_L_0							
27 D	9.683	-4.4186E-21	93.86	48.41	93.86	48.41	V-C	6.9578E+04	-5.200	0.000		
1.000	1.000	48.41	0.000	0.000	DI2_165_168_L_0							
28 D	9.979	-4.4933E-21	97.03	49.89	97.03	49.89	V-C	6.9578E+04	-5.400	0.000		
1.000	1.000	49.89	0.000	0.000	DI2_165_168_L_0							
29 D	10.27	-4.5787E-21	100.4	51.37	100.4	51.37	V-C	6.9578E+04	-5.600	0.000		
1.000	1.000	51.37	0.000	0.000	DI2_165_168_L_0							
30 D	10.57	-4.6754E-21	103.7	52.86	103.7	52.86	V-C	6.9578E+04	-5.800	0.000		
1.000	1.000	52.86	0.000	0.000	DI2_165_168_L_0							
31 D	10.87	-4.7839E-21	107.1	54.34	107.1	54.34	V-C	6.9578E+04	-6.000	0.000		
1.000	1.000	54.34	0.000	0.000	DI2_165_168_L_0							
32 D	11.17	-4.9045E-21	110.4	55.83	110.4	55.83	V-C	6.9578E+04	-6.200	0.000		
1.000	1.000	55.83	0.000	0.000	DI2_165_168_L_0							
33 D	11.46	-5.0374E-21	113.8	57.32	113.8	57.32	V-C	6.9578E+04	-6.400	0.000		
1.000	1.000	57.32	0.000	0.000	DI2_165_168_L_0							
34 D	11.76	-5.1826E-21	116.9	58.81	116.9	58.81	V-C	6.9578E+04	-6.600	0.000		
1.000	1.000	58.81	0.000	0.000	DI2_165_168_L_0							
35 D	12.06	-5.3388E-21	120.2	60.31	120.2	60.31	V-C	6.9578E+04	-6.800	0.000		
1.000	1.000	60.31	0.000	0.000	DI2_165_168_L_0							
36 D	12.36	-5.5007E-21	123.6	61.81	123.6	61.81	V-C	6.9578E+04	-7.000	0.000		
1.000	1.000	61.81	0.000	0.000	DI2_165_168_L_0							
37 D	12.66	-5.6621E-21	126.9	63.31	126.9	63.31	V-C	6.9578E+04	-7.200	0.000		
1.000	1.000	63.31	0.000	0.000	DI2_165_168_L_0							
38 D	12.96	-5.8163E-21	130.2	64.81	130.2	64.81	V-C	6.9578E+04	-7.400	0.000		
1.000	1.000	64.81	0.000	0.000	DI2_165_168_L_0							
39 D	13.26	-5.9566E-21	133.3	66.31	133.3	66.31	V-C	6.9578E+04	-7.600	0.000		
1.000	1.000	66.31	0.000	0.000	DI2_165_168_L_0							
40 D	13.56	-6.0758E-21	136.7	67.82	136.7	67.82	V-C	6.9578E+04	-7.800	0.000		
1.000	1.000	67.82	0.000	0.000	DI2_165_168_L_0							
41 D	13.87	-6.1680E-21	140.0	69.33	140.0	69.33	V-C	6.9578E+04	-8.000	0.000		
1.000	1.000	69.33	0.000	0.000	DI2_165_168_L_0							
42 D	14.17	-6.2304E-21	143.3	70.84	143.3	70.84	V-C	6.9578E+04	-8.200	0.000		
1.000	1.000	70.84	0.000	0.000	DI2_165_168_L_0							
43 D	14.47	-6.2613E-21	146.5	72.35	146.5	72.35	V-C	6.9578E+04	-8.400	0.000		
1.000	1.000	72.35	0.000	0.000	DI2_165_168_L_0							
44 D	14.77	-6.2586E-21	149.8	73.86	149.8	73.86	V-C	6.9578E+04	-8.600	0.000		
1.000	1.000	73.86	0.000	0.000	DI2_165_168_L_0							
45 D	15.08	-6.2212E-21	153.0	75.38	153.0	75.38	V-C	6.9578E+04	-8.800	0.000		
1.000	1.000	75.38	0.000	0.000	DI2_165_168_L_0							
46 D	15.38	-6.1514E-21	156.3	76.90	156.3	76.90	V-C	6.9578E+04	-9.000	0.000		
1.000	1.000	76.90	0.000	0.000	DI2_165_168_L_0							
47 D	15.68	-6.0524E-21	159.6	78.42	159.6	78.42	V-C	6.9578E+04	-9.200	0.000		
1.000	1.000	78.42	0.000	0.000	DI2_165_168_L_0							
48 D	15.99	-5.9272E-21	162.9	79.94	162.9	79.94	V-C	6.9578E+04	-9.400	0.000		
1.000	1.000	79.94	0.000	0.000	DI2_165_168_L_0							
49 D	16.29	-5.7786E-21	166.1	81.46	166.1	81.46	V-C	6.9578E+04	-9.600	0.000		
1.000	1.000	81.46	0.000	0.000	DI2_165_168_L_0							
50 D	16.60	-5.6092E-21	169.3	82.99	169.3	82.99	V-C	6.9578E+04	-9.800	0.000		
1.000	1.000	82.99	0.000	0.000	DI2_165_168_L_0							
51 D	16.90	-5.4215E-21	172.6	84.52	172.6	84.52	V-C	6.9578E+04	-10.00	0.000		
1.000	1.000	84.52	0.000	0.000	DI2_165_168_L_0							
52 D	17.21	-5.2176E-21	175.9	86.05	175.9	86.05	V-C	6.9578E+04	-10.20	0.000		
1.000	1.000	86.05	0.000	0.000	DI2_165_168_L_0							
53 D	17.52	-4.9998E-21	179.1	87.58	179.1	87.58	V-C	6.9578E+04	-10.40	0.000		
1.000	1.000	87.58	0.000	0.000	DI2_165_168_L_0							
54 D	17.82	-4.7698E-21	182.4	89.11	182.4	89.11	V-C	6.9578E+04	-10.60	0.000		
1.000	1.000	89.11	0.000	0.000	DI2_165_168_L_0							
55 D	18.13	-4.5294E-21	185.7	90.64	185.7	90.64	V-C	6.9578E+04	-10.80	0.000		
1.000	1.000	90.64	0.000	0.000	DI2_165_168_L_0							
56 D	18.44	-4.2803E-21	188.8	92.18	188.8	92.18	V-C	6.9578E+04	-11.00	0.000		
1.000	1.000	92.18	0.000	0.000	DI2_165_168_L_0							
57 D	18.74	-4.0237E-21	192.1	93.72	192.1	93.72	V-C	6.9578E+04	-11.20	0.000		
1.000	1.000	93.72	0.000	0.000	DI2_165_168_L_0							
58 D	19.05	-3.7611E-21	195.4	95.25	195.4	95.25	V-C	6.9578E+04	-11.40	0.000		
1.000	1.000	95.25	0.000	0.000	DI2_165_168_L_0							
59 D	19.36	-3.4936E-21	198.6	96.79	198.6	96.79	V-C	6.9578E+04	-11.60	0.000		
1.000	1.000	96.79	0.000	0.000	DI2_165_168_L_0							
60 D	19.67	-3.2221E-21	201.9	98.33	201.9	98.33	V-C	6.9578E+04	-11.80	0.000		
1.000	1.000	98.33	0.000	0.000	DI2_165_168_L_0							
61 D	19.98	-2.9475E-21	205.1	99.88	205.1	99.88	V-C	6.9578E+04	-12.00	0.000		
1.000	1.000	99.88	0.000	0.000	DI2_165_168_L_0							

```
  62 D   20.28     -2.6705E-21   208.2       101.4       208.2       101.4            V-C  6.9578E+04  -12.20       0.000
1.000       1.000       101.4       0.000       0.000     DI2_165_168_L_0
  63 D   20.59     -2.3919E-21   211.2       103.0       211.2       103.0            V-C  6.9578E+04  -12.40       0.000
1.000       1.000       103.0       0.000       0.000     DI2_165_168_L_0
  64 D   20.90     -2.1121E-21   214.3       104.5       214.3       104.5            V-C  6.9578E+04  -12.60       0.000
1.000       1.000       104.5       0.000       0.000     DI2_165_168_L_0
  65 D   21.21     -1.8315E-21   217.4       106.1       217.4       106.1            V-C  6.9578E+04  -12.80       0.000
1.000       1.000       106.1       0.000       0.000     DI2_165_168_L_0
  66 D   21.52     -1.5504E-21   220.5       107.6       220.5       107.6            V-C  6.9578E+04  -13.00       0.000
1.000       1.000       107.6       0.000       0.000     DI2_165_168_L_0
  67 D   21.83     -1.2691E-21   223.6       109.2       223.6       109.2            V-C  6.9578E+04  -13.20       0.000
1.000       1.000       109.2       0.000       0.000     DI2_165_168_L_0
  68 D   16.61     -9.8770E-22   226.7       110.7       226.7       110.7            V-C  6.9578E+04  -13.40       0.000
1.000       1.000       110.7       0.000       0.000     DI2_165_168_L_0
  69 D   5.574     -8.4698E-22   228.3       111.5       228.3       111.5            V-C  6.9578E+04  -13.50       0.000
1.000       1.000       111.5       0.000       0.000     DI2_165_168_L_0
```

```
+-------------------------------------------------------------------------------------------------------------------------------+
|                   PARATIEPLUS(TM)   NLS ENGINE RELEASE  2018.0    FULL VERSION  *Build date:Nov 13, 2017*                    |
|                                                                                                                               |
|                                      NewProject.BaseDesignSection_28.Nominal_63                                               |
|                                   Exe Time : 4 September 2018 18:06:08                                                        |
+-------------------------------------------------------------------------------------------------------------------------------+
New Project


S T R E S S   R E S U L T S   F O R   G R O U P   N O.   2

0_R                                                          :
ELEMENT TYPE    5 NO.OF ELEMENTS. IN THIS GROUP   69
C U R R E N T   T I M E   I S      1.0000

 HARDENING 2D SOIL ELEMENT

 ****** TOTAL STRESS FORMULATION *****

  EL *   FORCE     DISPL-Y  VERTICAL-P  HORIZON.-P     MAX-V-P     MAX-H-P           STATE   STIFFNESS Z-LEVEL      PORE
E FACTOR    UFACTOR       Peq           Su_a         Su_p     LAYER
 ------------------------------------------------------------------------------------------------------------------------------
-------------------------------------------------------------------------------------------
   1 D  7.4201E-02  4.2525E-21   0.000      0.7420       0.000      0.7420             V-C  1.9245E+04   0.000       0.000
1.000       1.000      0.7420       0.000       0.000     DI1_164_167_L_0
   2 D  0.9324      4.2381E-21   3.200       4.662       3.200       4.662             V-C  1.9245E+04 -0.2000       0.000
1.000       1.000       4.662       0.000       0.000     DI1_164_167_L_0
   3 D   1.648      4.2237E-21   6.400       8.238       6.400       8.238             V-C  1.9245E+04 -0.4000       0.000
1.000       1.000       8.238       0.000       0.000     DI1_164_167_L_0
   4 D   2.262      4.2092E-21   9.600       11.31       9.600       11.31             V-C  1.9245E+04 -0.6000       0.000
1.000       1.000       11.31       0.000       0.000     DI1_164_167_L_0
   5 D   2.780      4.1943E-21   12.80       13.90       12.80       13.90             V-C  1.9245E+04 -0.8000       0.000
1.000       1.000       13.90       0.000       0.000     DI1_164_167_L_0
   6 D   3.224      4.1790E-21   16.00       16.12       16.00       16.12             V-C  1.9245E+04  -1.000       0.000
1.000       1.000       16.12       0.000       0.000     DI1_164_167_L_0
   7 D   3.616      4.1630E-21   19.20       18.08       19.20       18.08             V-C  1.9245E+04  -1.200       0.000
1.000       1.000       18.08       0.000       0.000     DI1_164_167_L_0
   8 D   3.975      4.1458E-21   22.40       19.88       22.40       19.88             V-C  1.9245E+04  -1.400       0.000
1.000       1.000       19.88       0.000       0.000     DI1_164_167_L_0
   9 D   4.312      4.1271E-21   25.60       21.56       25.60       21.56             V-C  1.9245E+04  -1.600       0.000
1.000       1.000       21.56       0.000       0.000     DI1_164_167_L_0
  10 D   4.634      4.1065E-21   28.80       23.17       28.80       23.17             V-C  1.9245E+04  -1.800       0.000
1.000       1.000       23.17       0.000       0.000     DI1_164_167_L_0
  11 D   4.946      4.0839E-21   32.00       24.73       32.00       24.73             V-C  1.9245E+04  -2.000       0.000
1.000       1.000       24.73       0.000       0.000     DI1_164_167_L_0
  12 D   5.252      4.0611E-21   35.20       26.26       35.20       26.26             V-C  1.9245E+04  -2.200       0.000
1.000       1.000       26.26       0.000       0.000     DI1_164_167_L_0
  13 D   5.554      4.0403E-21   38.40       27.77       38.40       27.77             V-C  1.9245E+04  -2.400       0.000
1.000       1.000       27.77       0.000       0.000     DI1_164_167_L_0
  14 D   5.853      4.0237E-21   41.60       29.26       41.60       29.26             V-C  1.9245E+04  -2.600       0.000
1.000       1.000       29.26       0.000       0.000     DI1_164_167_L_0
  15 D   6.150      4.0134E-21   44.80       30.75       44.80       30.75             V-C  1.9245E+04  -2.800       0.000
1.000       1.000       30.75       0.000       0.000     DI1_164_167_L_0
  16 D   6.445      4.0115E-21   48.00       32.23       48.00       32.23             V-C  1.9245E+04  -3.000       0.000
1.000       1.000       32.23       0.000       0.000     DI1_164_167_L_0
  17 D   6.740      4.0198E-21   51.20       33.70       51.20       33.70             V-C  1.9245E+04  -3.200       0.000
1.000       1.000       33.70       0.000       0.000     DI1_164_167_L_0
  18 D   7.034      4.0394E-21   54.40       35.17       54.40       35.17             V-C  1.9245E+04  -3.400       0.000
1.000       1.000       35.17       0.000       0.000     DI1_164_167_L_0
  19 D   7.328      4.0672E-21   57.60       36.64       57.60       36.64             V-C  1.9245E+04  -3.600       0.000
1.000       1.000       36.64       0.000       0.000     DI1_164_167_L_0
  20 D   7.622      4.0992E-21   60.80       38.11       60.80       38.11             V-C  1.9245E+04  -3.800       0.000
1.000       1.000       38.11       0.000       0.000     DI1_164_167_L_0
  21 D   7.915      4.1323E-21   64.00       39.58       64.00       39.58             V-C  1.9245E+04  -4.000       0.000
1.000       1.000       39.58       0.000       0.000     DI1_164_167_L_0
  22 D   8.209      4.1671E-21   67.20       41.05       67.20       41.05             V-C  1.9245E+04  -4.200       0.000
1.000       1.000       41.05       0.000       0.000     DI1_164_167_L_0
  23 D   8.503      4.2052E-21   70.40       42.52       70.40       42.52             V-C  1.9245E+04  -4.400       0.000
1.000       1.000       42.52       0.000       0.000     DI1_164_167_L_0
  24 D   8.798      4.2481E-21   73.60       43.99       73.60       43.99             V-C  1.9245E+04  -4.600       0.000
1.000       1.000       43.99       0.000       0.000     DI1_164_167_L_0
```

25 D	9.092	4.2971E-21	76.80	45.46	76.80	45.46	V-C	1.9245E+04	-4.800	0.000		
1.000	1.000	45.46	0.000	0.000	DI1_164_167_L_0							
26 D	9.387	4.3535E-21	80.00	46.94	80.00	46.94	V-C	4.1023E+04	-5.000	0.000		
1.000	1.000	46.94	0.000	0.000	DI2_165_168_L_0							
27 D	9.683	4.4186E-21	83.20	48.41	83.20	48.41	V-C	4.1023E+04	-5.200	0.000		
1.000	1.000	48.41	0.000	0.000	DI2_165_168_L_0							
28 D	9.979	4.4933E-21	86.40	49.89	86.40	49.89	V-C	4.1023E+04	-5.400	0.000		
1.000	1.000	49.89	0.000	0.000	DI2_165_168_L_0							
29 D	10.27	4.5787E-21	89.60	51.37	89.60	51.37	V-C	4.1023E+04	-5.600	0.000		
1.000	1.000	51.37	0.000	0.000	DI2_165_168_L_0							
30 D	10.57	4.6754E-21	92.80	52.86	92.80	52.86	V-C	4.1023E+04	-5.800	0.000		
1.000	1.000	52.86	0.000	0.000	DI2_165_168_L_0							
31 D	10.87	4.7839E-21	96.00	54.34	96.00	54.34	V-C	4.1023E+04	-6.000	0.000		
1.000	1.000	54.34	0.000	0.000	DI2_165_168_L_0							
32 D	11.17	4.9045E-21	99.20	55.83	99.20	55.83	V-C	4.1023E+04	-6.200	0.000		
1.000	1.000	55.83	0.000	0.000	DI2_165_168_L_0							
33 D	11.46	5.0374E-21	102.4	57.32	102.4	57.32	V-C	4.1023E+04	-6.400	0.000		
1.000	1.000	57.32	0.000	0.000	DI2_165_168_L_0							
34 D	11.76	5.1826E-21	105.6	58.81	105.6	58.81	V-C	4.1023E+04	-6.600	0.000		
1.000	1.000	58.81	0.000	0.000	DI2_165_168_L_0							
35 D	12.06	5.3388E-21	108.8	60.31	108.8	60.31	V-C	4.1023E+04	-6.800	0.000		
1.000	1.000	60.31	0.000	0.000	DI2_165_168_L_0							
36 D	12.36	5.5007E-21	112.0	61.81	112.0	61.81	V-C	4.1023E+04	-7.000	0.000		
1.000	1.000	61.81	0.000	0.000	DI2_165_168_L_0							
37 D	12.66	5.6621E-21	115.2	63.31	115.2	63.31	V-C	4.1023E+04	-7.200	0.000		
1.000	1.000	63.31	0.000	0.000	DI2_165_168_L_0							
38 D	12.96	5.8163E-21	118.4	64.81	118.4	64.81	V-C	4.1023E+04	-7.400	0.000		
1.000	1.000	64.81	0.000	0.000	DI2_165_168_L_0							
39 D	13.26	5.9566E-21	121.6	66.31	121.6	66.31	V-C	4.1023E+04	-7.600	0.000		
1.000	1.000	66.31	0.000	0.000	DI2_165_168_L_0							
40 D	13.56	6.0758E-21	124.8	67.82	124.8	67.82	V-C	4.1023E+04	-7.800	0.000		
1.000	1.000	67.82	0.000	0.000	DI2_165_168_L_0							
41 D	13.87	6.1680E-21	128.0	69.33	128.0	69.33	V-C	4.1023E+04	-8.000	0.000		
1.000	1.000	69.33	0.000	0.000	DI2_165_168_L_0							
42 D	14.17	6.2304E-21	131.2	70.84	131.2	70.84	V-C	4.1023E+04	-8.200	0.000		
1.000	1.000	70.84	0.000	0.000	DI2_165_168_L_0							
43 D	14.47	6.2613E-21	134.4	72.35	134.4	72.35	V-C	4.1023E+04	-8.400	0.000		
1.000	1.000	72.35	0.000	0.000	DI2_165_168_L_0							
44 D	14.77	6.2586E-21	137.6	73.86	137.6	73.86	V-C	4.1023E+04	-8.600	0.000		
1.000	1.000	73.86	0.000	0.000	DI2_165_168_L_0							
45 D	15.08	6.2212E-21	140.8	75.38	140.8	75.38	V-C	4.1023E+04	-8.800	0.000		
1.000	1.000	75.38	0.000	0.000	DI2_165_168_L_0							
46 D	15.38	6.1514E-21	144.0	76.90	144.0	76.90	V-C	4.1023E+04	-9.000	0.000		
1.000	1.000	76.90	0.000	0.000	DI2_165_168_L_0							
47 D	15.68	6.0524E-21	147.2	78.42	147.2	78.42	V-C	4.1023E+04	-9.200	0.000		
1.000	1.000	78.42	0.000	0.000	DI2_165_168_L_0							
48 D	15.99	5.9272E-21	150.4	79.94	150.4	79.94	V-C	4.1023E+04	-9.400	0.000		
1.000	1.000	79.94	0.000	0.000	DI2_165_168_L_0							
49 D	16.29	5.7786E-21	153.6	81.46	153.6	81.46	V-C	4.1023E+04	-9.600	0.000		
1.000	1.000	81.46	0.000	0.000	DI2_165_168_L_0							
50 D	16.60	5.6092E-21	156.8	82.99	156.8	82.99	V-C	4.1023E+04	-9.800	0.000		
1.000	1.000	82.99	0.000	0.000	DI2_165_168_L_0							
51 D	16.90	5.4215E-21	160.0	84.52	160.0	84.52	V-C	4.1023E+04	-10.00	0.000		
1.000	1.000	84.52	0.000	0.000	DI2_165_168_L_0							
52 D	17.21	5.2176E-21	163.2	86.05	163.2	86.05	V-C	4.1023E+04	-10.20	0.000		
1.000	1.000	86.05	0.000	0.000	DI2_165_168_L_0							
53 D	17.52	4.9998E-21	166.4	87.58	166.4	87.58	V-C	4.1023E+04	-10.40	0.000		
1.000	1.000	87.58	0.000	0.000	DI2_165_168_L_0							
54 D	17.82	4.7698E-21	169.6	89.11	169.6	89.11	V-C	4.1023E+04	-10.60	0.000		
1.000	1.000	89.11	0.000	0.000	DI2_165_168_L_0							
55 D	18.13	4.5294E-21	172.8	90.64	172.8	90.64	V-C	4.1023E+04	-10.80	0.000		
1.000	1.000	90.64	0.000	0.000	DI2_165_168_L_0							
56 D	18.44	4.2803E-21	176.0	92.18	176.0	92.18	V-C	4.1023E+04	-11.00	0.000		
1.000	1.000	92.18	0.000	0.000	DI2_165_168_L_0							
57 D	18.74	4.0237E-21	179.2	93.72	179.2	93.72	V-C	4.1023E+04	-11.20	0.000		
1.000	1.000	93.72	0.000	0.000	DI2_165_168_L_0							
58 D	19.05	3.7611E-21	182.4	95.25	182.4	95.25	V-C	4.1023E+04	-11.40	0.000		
1.000	1.000	95.25	0.000	0.000	DI2_165_168_L_0							
59 D	19.36	3.4936E-21	185.6	96.79	185.6	96.79	V-C	4.1023E+04	-11.60	0.000		
1.000	1.000	96.79	0.000	0.000	DI2_165_168_L_0							
60 D	19.67	3.2221E-21	188.8	98.33	188.8	98.33	V-C	4.1023E+04	-11.80	0.000		
1.000	1.000	98.33	0.000	0.000	DI2_165_168_L_0							
61 D	19.98	2.9475E-21	192.0	99.88	192.0	99.88	V-C	4.1023E+04	-12.00	0.000		
1.000	1.000	99.88	0.000	0.000	DI2_165_168_L_0							

```
   62 D   20.28      2.6705E-21   195.2       101.4       195.2       101.4            V-C  4.1023E+04  -12.20       0.000
1.000       1.000       101.4       0.000       0.000     DI2_165_168_L_0
   63 D   20.59      2.3919E-21   198.4       103.0       198.4       103.0            V-C  4.1023E+04  -12.40       0.000
1.000       1.000       103.0       0.000       0.000     DI2_165_168_L_0
   64 D   20.90      2.1121E-21   201.6       104.5       201.6       104.5            V-C  4.1023E+04  -12.60       0.000
1.000       1.000       104.5       0.000       0.000     DI2_165_168_L_0
   65 D   21.21      1.8315E-21   204.8       106.1       204.8       106.1            V-C  4.1023E+04  -12.80       0.000
1.000       1.000       106.1       0.000       0.000     DI2_165_168_L_0
   66 D   21.52      1.5504E-21   208.0       107.6       208.0       107.6            V-C  4.1023E+04  -13.00       0.000
1.000       1.000       107.6       0.000       0.000     DI2_165_168_L_0
   67 D   21.83      1.2691E-21   211.2       109.2       211.2       109.2            V-C  4.1023E+04  -13.20       0.000
1.000       1.000       109.2       0.000       0.000     DI2_165_168_L_0
   68 D   16.61      9.8770E-22   214.4       110.7       214.4       110.7            V-C  4.1023E+04  -13.40       0.000
1.000       1.000       110.7       0.000       0.000     DI2_165_168_L_0
   69 D   5.574      8.4698E-22   216.0       111.5       216.0       111.5            V-C  4.1023E+04  -13.50       0.000
1.000       1.000       111.5       0.000       0.000     DI2_165_168_L_0
```

```
+-------------------------------------------------------------------------------------------------------------------------+
|                   PARATIEPLUS(TM)   NLS ENGINE RELEASE  2018.0    FULL VERSION  *Build date:Nov 13, 2017*              |
|                                                                                                                         |
|                                      NewProject.BaseDesignSection_28.Nominal_63                                         |
|                                   Exe Time : 4 September 2018 18:06:08                                                  |
+-------------------------------------------------------------------------------------------------------------------------+
New Project


S T R E S S   R E S U L T S   F O R   G R O U P   N O.   3

WallElement_33                                                :
ELEMENT TYPE    2 NO.OF ELEMENTS. IN THIS GROUP   68
C U R R E N T   T I M E   I S     1.0000

 WALL2D ELEMENT

   EL      TA          TB          MA          MB
-----------------------------------------------------
    1-9.12313E-18 9.12313E-18 2.05893E-28-1.82463E-18
    2-2.75525E-17 2.75525E-17 1.82463E-18-7.33512E-18
    3-4.61650E-17 4.61650E-17 7.33512E-18-1.65681E-17
    4-6.49609E-17 6.49609E-17 1.65681E-17-2.95603E-17
    5-8.39409E-17 8.39409E-17 2.95603E-17-4.63485E-17
    6-1.03106E-16 1.03106E-16 4.63485E-17-6.69697E-17
    7-1.22457E-16 1.22457E-16 6.69697E-17-9.14611E-17
    8-1.41997E-16 1.41997E-16 9.14611E-17-1.19861E-16
    9-1.61728E-16 1.61728E-16 1.19861E-16-1.52206E-16
   10 7.06526E-16-7.06526E-16 1.52206E-16-1.09009E-17
   11 6.86404E-16-6.86404E-16 1.09009E-17 1.26380E-16
   12 6.66080E-16-6.66080E-16-1.26380E-16 2.59596E-16
   13 6.45549E-16-6.45549E-16-2.59596E-16 3.88706E-16
   14 6.24806E-16-6.24806E-16-3.88706E-16 5.13667E-16
   15 6.03845E-16-6.03845E-16-5.13667E-16 6.34436E-16
   16 5.82660E-16-5.82660E-16-6.34436E-16 7.50969E-16
   17-1.21511E-15 1.21511E-15-7.50969E-16 5.07946E-16
   18-1.23676E-15 1.23676E-15-5.07946E-16 2.60593E-16
   19-1.25866E-15 1.25866E-15-2.60593E-16 8.86163E-18
   20 4.95552E-16-4.95552E-16-8.86163E-18 1.07972E-16
   21 4.73151E-16-4.73151E-16-1.07972E-16 2.02602E-16
   22 4.50489E-16-4.50489E-16-2.02602E-16 2.92700E-16
   23 4.27560E-16-4.27560E-16-2.92700E-16 3.78212E-16
   24 4.04360E-16-4.04360E-16-3.78212E-16 4.59084E-16
   25 3.80885E-16-3.80885E-16-4.59084E-16 5.35261E-16
   26 3.26286E-16-3.26286E-16-5.35261E-16 6.00518E-16
   27 2.71049E-16-2.71049E-16-6.00518E-16 6.54727E-16
   28 2.15175E-16-2.15175E-16-6.54727E-16 6.97762E-16
   29 1.58671E-16-1.58671E-16-6.97762E-16 7.29497E-16
   30 1.01548E-16-1.01548E-16-7.29497E-16 7.49806E-16
   31 4.38254E-17-4.38254E-17-7.49806E-16 7.58571E-16
   32-1.44720E-17 1.44720E-17-7.58571E-16 7.55677E-16
   33-7.33103E-17 7.33103E-17-7.55677E-16 7.41015E-16
   34-1.90900E-15 1.90900E-15-7.41015E-16 3.59214E-16
   35-1.96879E-15 1.96879E-15-3.59214E-16-3.45438E-17
   36-2.02896E-15 2.02896E-15 3.45438E-17-4.40334E-16
   37-2.08945E-15 2.08945E-15 4.40334E-16-8.58225E-16
   38-2.15018E-15 2.15018E-15 8.58225E-16-1.28826E-15
   39-2.21106E-15 2.21106E-15 1.28826E-15-1.73047E-15
   40-4.95641E-16 4.95641E-16 1.73047E-15-1.82960E-15
   41-5.56528E-16 5.56528E-16 1.82960E-15-1.94091E-15
   42-6.17255E-16 6.17255E-16 1.94091E-15-2.06436E-15
   43-6.77706E-16 6.77706E-16 2.06436E-15-2.19990E-15
   44 1.03860E-15-1.03860E-15 2.19990E-15-1.99218E-15
   45 9.79064E-16-9.79064E-16 1.99218E-15-1.79637E-15
   46 9.20181E-16-9.20181E-16 1.79637E-15-1.61233E-15
   47 8.62072E-16-8.62072E-16 1.61233E-15-1.43992E-15
   48 8.04866E-16-8.04866E-16 1.43992E-15-1.27894E-15
   49 7.48686E-16-7.48686E-16 1.27894E-15-1.12921E-15
   50 6.93655E-16-6.93655E-16 1.12921E-15-9.90477E-16
   51 6.39889E-16-6.39889E-16 9.90477E-16-8.62496E-16
   52 5.87502E-16-5.87502E-16 8.62496E-16-7.45002E-16
```

```
53 5.36599E-16-5.36599E-16 7.45002E-16-6.37682E-16
54 4.87280E-16-4.87280E-16 6.37682E-16-5.40226E-16
55 4.39636E-16-4.39636E-16 5.40226E-16-4.52299E-16
56 3.93752E-16-3.93752E-16 4.52299E-16-3.73548E-16
57 3.49704E-16-3.49704E-16 3.73548E-16-3.03607E-16
58 3.07558E-16-3.07558E-16 3.03607E-16-2.42096E-16
59 2.67373E-16-2.67373E-16 2.42096E-16-1.88621E-16
60 2.29200E-16-2.29200E-16 1.88621E-16-1.42781E-16
61 1.93079E-16-1.93079E-16 1.42781E-16-1.04165E-16
62 1.59046E-16-1.59046E-16 1.04165E-16-7.23562E-17
63 1.27126E-16-1.27126E-16 7.23562E-17-4.69310E-17
64 9.73392E-17-9.73392E-17 4.69310E-17-2.74632E-17
65 6.96993E-17-6.96993E-17 2.74632E-17-1.35233E-17
66 4.42151E-17-4.42151E-17 1.35233E-17-4.68031E-18
67 2.08913E-17-2.08913E-17 4.68031E-18-5.02055E-19
68 5.02005E-18-5.02005E-18 5.02055E-19 5.04871E-29
```

```
+-------------------------------------------------------------------------------------------------------------------------+
|                   PARATIEPLUS(TM)   NLS ENGINE RELEASE  2018.0    FULL VERSION  *Build date:Nov 13, 2017*              |
|                                                                                                                         |
|                                      NewProject.BaseDesignSection_28.Nominal_63                                         |
|                                   Exe Time : 4 September 2018 18:06:08                                                  |
+-------------------------------------------------------------------------------------------------------------------------+
New Project


S T R E S S   R E S U L T S   F O R   G R O U P   N O.   4

Tieback_175                                                :
ELEMENT TYPE    6 NO.OF ELEMENTS. IN THIS GROUP    1
C U R R E N T   T I M E   I S      1.0000

 POST-TENSION 2D-BOUNDARY ELEMENT

         EL    FORCE          d0          EDISPL     pl. eps          K     -ve limit   +ve limit
-----------------------------------------------------------------------------------------------------

***** NO ONE ELEMENT ACTIVE AT CURRENT STEP *****

ITER     0 RNORM = 0.000     RMNORM= 0.000
           RINORM=0.2251E+05 RIMNOR=0.9390E-28
           RENORM= 71.69     REMNOR=0.4802E-53 RATIO =0.5643E-01 TOLER =0.1000E-03  NOT CONVERGED
           RFMAX = 21.83     RMMAX =0.2200E-14
           RTSMAL=0.1000E-03 RMSMAL=0.1000E-19
           RDT   =0.2251E+05 RDR   =0.1000E-19
           RATIOT=0.5643E-01 RATIOR= 0.000
           MAX UN= 3.224     IEQ=    11 NODE      6 DOF   1  Y-DISPL.F
           MIN UN=-.6626E-27 IEQ=   102 NODE     51 DOF   2   X-ROT. F
           NO. OF CONTACT CONSTRAINT VIOLATIONS     0


ITER     2 RNORM = 0.000     RMNORM= 0.000
           RINORM=0.2251E+05 RIMNOR=0.9390E-28
           RENORM=0.6696     REMNOR=0.9517E-21 RATIO =0.5454E-02 TOLER =0.1000E-03  NOT CONVERGED
           RFMAX = 21.83     RMMAX =0.2200E-14
           RTSMAL=0.1000E-03 RMSMAL=0.1000E-19
           RDT   =0.2251E+05 RDR   =0.1000E-19
           RATIOT=0.5454E-02 RATIOR= 0.000
           MAX UN=0.5873     IEQ=     1 NODE      1 DOF   1  Y-DISPL.F
           MIN UN=-.1325E-09 IEQ=   137 NODE     69 DOF   1  Y-DISPL.F
           NO. OF CONTACT CONSTRAINT VIOLATIONS     0


ITER     3 RNORM = 0.000     RMNORM= 0.000
           RINORM=0.2251E+05 RIMNOR=0.9390E-28
           RENORM=0.2656E-03 REMNOR=0.1421E-21 RATIO =0.1086E-03 TOLER =0.1000E-03  NOT CONVERGED
           RFMAX = 21.83     RMMAX =0.2200E-14
           RTSMAL=0.1000E-03 RMSMAL=0.1000E-19
           RDT   =0.2251E+05 RDR   =0.1000E-19
           RATIOT=0.1086E-03 RATIOR= 0.000
           MAX UN=0.1630E-01 IEQ=     5 NODE      3 DOF   1  Y-DISPL.F
           MIN UN=-.1114E-09 IEQ=     7 NODE      4 DOF   1  Y-DISPL.F
           NO. OF CONTACT CONSTRAINT VIOLATIONS     0


ITER     4 RNORM = 0.000     RMNORM= 0.000
           RINORM=0.2251E+05 RIMNOR=0.9390E-28
           RENORM=0.3902E-19 REMNOR=0.1163E-21 RATIO =0.1317E-11 TOLER =0.1000E-03      CONVERGED !
           RFMAX = 21.83     RMMAX =0.2200E-14
           RTSMAL=0.1000E-03 RMSMAL=0.1000E-19
           RDT   =0.2251E+05 RDR   =0.1000E-19
           RATIOT=0.1317E-11 RATIOR= 0.000
           MAX UN=0.6938E-10 IEQ=     3 NODE      2 DOF   1  Y-DISPL.F
           MIN UN=-.5468E-10 IEQ=   135 NODE     68 DOF   1  Y-DISPL.F
           NO. OF CONTACT CONSTRAINT VIOLATIONS     0
```

```
+-------------------------------------------------------------------------------------------------------------------------+
|                   PARATIEPLUS(TM)   NLS ENGINE RELEASE  2018.0    FULL VERSION  *Build date:Nov 13, 2017*              |
|                                                                                                                         |
|                                      NewProject.BaseDesignSection_28.Nominal_63                                         |
|                                  Exe Time : 4 September 2018 18:06:08                                                   |
+-------------------------------------------------------------------------------------------------------------------------+
New Project
SOLUTION REACHED USING     4 ITERATIONS ON   40

P R I N T   O U T   F O R   T I M E   S T E P    2     ( AT TIME   2.000     )

PRINT OUT OF ACTIVE COMPONENTS (FIXED NODES ARE NOT PRINTED OUT)

          Y-DISPL.F        X-ROT. F
            (02)             (04)           (
    1   1.4196526E-04  -2.3975938E-05
    2   1.3717007E-04  -2.3975935E-05
    3   1.3237500E-04  -2.3974172E-05
    4   1.2758088E-04  -2.3965304E-05
    5   1.2279018E-04  -2.3936952E-05
    6   1.1800887E-04  -2.3866976E-05
    7   1.1324821E-04  -2.3724710E-05
    8   1.0852487E-04  -2.3494251E-05
    9   1.0385596E-04  -2.3182109E-05
   10   9.9256802E-05  -2.2798306E-05
   11   9.4740776E-05  -2.2352374E-05
   12   9.0319405E-05  -2.1853155E-05
   13   8.6002530E-05  -2.1308697E-05
   14   8.1798462E-05  -2.0726200E-05
   15   7.7714164E-05  -2.0111990E-05
   16   7.3755418E-05  -1.9471514E-05
   17   6.9926986E-05  -1.8809341E-05
   18   6.6232861E-05  -1.8129180E-05
   19   6.2676322E-05  -1.7433888E-05
   20   5.9260179E-05  -1.6725495E-05
   21   5.5986932E-05  -1.6005233E-05
   22   5.2858864E-05  -1.5273549E-05
   23   4.9878293E-05  -1.4530155E-05
   24   4.7047650E-05  -1.3774044E-05
   25   4.4369636E-05  -1.3003527E-05
   26   4.1847355E-05  -1.2216266E-05
   27   3.9484001E-05  -1.1416101E-05
   28   3.7281143E-05  -1.0612693E-05
   29   3.5238581E-05  -9.8144314E-06
   30   3.3354548E-05  -9.0285087E-06
   31   3.1625949E-05  -8.2610161E-06
   32   3.0048582E-05  -7.5170337E-06
   33   2.8617300E-05  -6.8007028E-06
   34   2.7326237E-05  -6.1153316E-06
   35   2.6168934E-05  -5.4634617E-06
   36   2.5138495E-05  -4.8469488E-06
   37   2.4227719E-05  -4.2670397E-06
   38   2.3429197E-05  -3.7244303E-06
   39   2.2735445E-05  -3.2193493E-06
   40   2.2138968E-05  -2.7516069E-06
   41   2.1632349E-05  -2.3206561E-06
   42   2.1208310E-05  -1.9256453E-06
   43   2.0859769E-05  -1.5654669E-06
   44   2.0579889E-05  -1.2388028E-06
   45   2.0362114E-05  -9.4416577E-07
   46   2.0200197E-05  -6.7993166E-07
   47   2.0088229E-05  -4.4438098E-07
   48   2.0020651E-05  -2.3572313E-07
   49   1.9992269E-05  -5.2124508E-08
   50   1.9998254E-05   1.0826707E-07
   51   2.0034152E-05   2.4730470E-07
   52   2.0095877E-05   3.6682224E-07
   53   2.0179696E-05   4.6860573E-07
   54   2.0282250E-05   5.5441656E-07
   55   2.0400510E-05   6.2593702E-07
   56   2.0531780E-05   6.8478512E-07
```

57	2.0673682E-05	7.3250107E-07
58	2.0824135E-05	7.7054072E-07
59	2.0981344E-05	8.0027027E-07
60	2.1143774E-05	8.2296207E-07
61	2.1310138E-05	8.3979141E-07
62	2.1479372E-05	8.5183402E-07
63	2.1650617E-05	8.6006435E-07
64	2.1823201E-05	8.6535430E-07
65	2.1996614E-05	8.6847242E-07
66	2.2170490E-05	8.7008346E-07
67	2.2344585E-05	8.7074810E-07
68	2.2518756E-05	8.7092294E-07
69	2.2605858E-05	8.7093071E-07

```
+-------------------------------------------------------------------------------------------------------------------------------+
|                   PARATIEPLUS(TM)   NLS ENGINE RELEASE  2018.0    FULL VERSION  *Build date:Nov 13, 2017*                    |
|                                                                                                                               |
|                                      NewProject.BaseDesignSection_28.Nominal_63                                               |
|                                   Exe Time : 4 September 2018 18:06:08                                                        |
+-------------------------------------------------------------------------------------------------------------------------------+
New Project


S T R E S S   R E S U L T S   F O R   G R O U P   N O.   1

0_L                                                          :
ELEMENT TYPE    5 NO.OF ELEMENTS. IN THIS GROUP   69
C U R R E N T   T I M E   I S     2.0000

 HARDENING 2D SOIL ELEMENT

 ****** TOTAL STRESS FORMULATION *****

  EL *   FORCE     DISPL-Y  VERTICAL-P  HORIZON.-P     MAX-V-P     MAX-H-P           STATE   STIFFNESS Z-LEVEL      PORE
E FACTOR    UFACTOR       Peq           Su_a         Su_p     LAYER
 ------------------------------------------------------------------------------------------------------------------------------
-------------------------------------------------------------------------------------------
   1 D  3.6238E-04 -1.4197E-04  1.0882E-02  3.6238E-03  1.0882E-02  0.7420          ACTIVE   0.000       0.000       0.000
1.000       1.000      3.6238E-03   0.000       0.000     DI1_164_167_L_0
   2 D  0.2162     -1.3717E-04   3.246       1.081       3.246       4.662          ACTIVE   0.000      -0.2000      0.000
1.000       1.000       1.081       0.000       0.000     DI1_164_167_L_0
   3 D  0.4424     -1.3238E-04   6.643       2.212       6.643       8.238          ACTIVE   0.000      -0.4000      0.000
1.000       1.000       2.212       0.000       0.000     DI1_164_167_L_0
   4 D   1.083     -1.2758E-04   10.25       5.415       10.25       11.31           UL-RL  4.6188E+04 -0.6000      0.000
1.000       1.000       5.415       0.000       0.000     DI1_164_167_L_0
   5 D   1.645     -1.2279E-04   14.01       8.226       14.01       13.90           UL-RL  4.6188E+04 -0.8000      0.000
1.000       1.000       8.226       0.000       0.000     DI1_164_167_L_0
   6 D   2.134     -1.1801E-04   17.84       10.67       17.84       16.12           UL-RL  4.6188E+04  -1.000      0.000
1.000       1.000       10.67       0.000       0.000     DI1_164_167_L_0
   7 D   2.570     -1.1325E-04   21.67       12.85       21.67       18.08           UL-RL  4.6188E+04  -1.200      0.000
1.000       1.000       12.85       0.000       0.000     DI1_164_167_L_0
   8 D   2.973     -1.0852E-04   25.73       14.86       25.73       19.88           UL-RL  4.6188E+04  -1.400      0.000
1.000       1.000       14.86       0.000       0.000     DI1_164_167_L_0
   9 D   3.352     -1.0386E-04   30.08       16.76       30.08       21.56           UL-RL  4.6188E+04  -1.600      0.000
1.000       1.000       16.76       0.000       0.000     DI1_164_167_L_0
  10 D   3.717     -9.9257E-05   34.22       18.58       34.22       23.17           UL-RL  4.6188E+04  -1.800      0.000
1.000       1.000       18.58       0.000       0.000     DI1_164_167_L_0
  11 D   4.071     -9.4741E-05   38.20       20.35       38.20       24.73           UL-RL  4.6188E+04  -2.000      0.000
1.000       1.000       20.35       0.000       0.000     DI1_164_167_L_0
  12 D   4.418     -9.0319E-05   41.58       22.09       41.58       26.26           UL-RL  4.6188E+04  -2.200      0.000
1.000       1.000       22.09       0.000       0.000     DI1_164_167_L_0
  13 D   4.759     -8.6003E-05   45.39       23.80       45.39       27.77           UL-RL  4.6188E+04  -2.400      0.000
1.000       1.000       23.80       0.000       0.000     DI1_164_167_L_0
  14 D   5.097     -8.1798E-05   49.13       25.49       49.13       29.26           UL-RL  4.6188E+04  -2.600      0.000
1.000       1.000       25.49       0.000       0.000     DI1_164_167_L_0
  15 D   5.432     -7.7714E-05   52.79       27.16       52.79       30.75           UL-RL  4.6188E+04  -2.800      0.000
1.000       1.000       27.16       0.000       0.000     DI1_164_167_L_0
  16 D   5.764     -7.3755E-05   56.41       28.82       56.41       32.23           UL-RL  4.6188E+04  -3.000      0.000
1.000       1.000       28.82       0.000       0.000     DI1_164_167_L_0
  17 D   6.094     -6.9927E-05   59.97       30.47       59.97       33.70           UL-RL  4.6188E+04  -3.200      0.000
1.000       1.000       30.47       0.000       0.000     DI1_164_167_L_0
  18 D   6.422     -6.6233E-05   63.19       32.11       63.19       35.17           UL-RL  4.6188E+04  -3.400      0.000
1.000       1.000       32.11       0.000       0.000     DI1_164_167_L_0
  19 D   6.749     -6.2676E-05   66.71       33.74       66.71       36.64           UL-RL  4.6188E+04  -3.600      0.000
1.000       1.000       33.74       0.000       0.000     DI1_164_167_L_0
  20 D   7.074     -5.9260E-05   70.19       35.37       70.19       38.11           UL-RL  4.6188E+04  -3.800      0.000
1.000       1.000       35.37       0.000       0.000     DI1_164_167_L_0
  21 D   7.398     -5.5987E-05   73.66       36.99       73.66       39.58           UL-RL  4.6188E+04  -4.000      0.000
1.000       1.000       36.99       0.000       0.000     DI1_164_167_L_0
  22 D   7.721     -5.2859E-05   77.10       38.60       77.10       41.05           UL-RL  4.6188E+04  -4.200      0.000
1.000       1.000       38.60       0.000       0.000     DI1_164_167_L_0
  23 D   8.043     -4.9878E-05   80.28       40.21       80.28       42.52           UL-RL  4.6188E+04  -4.400      0.000
1.000       1.000       40.21       0.000       0.000     DI1_164_167_L_0
  24 D   8.363     -4.7048E-05   83.70       41.82       83.70       43.99           UL-RL  4.6188E+04  -4.600      0.000
1.000       1.000       41.82       0.000       0.000     DI1_164_167_L_0
```

25 D	8.683	-4.4370E-05	87.10	43.41	87.10	45.46	UL-RL	4.6188E+04	-4.800	0.000	
1.000	1.000	43.41	0.000	0.000	DI1_164_167_L_0						
26 D	8.456	-4.1847E-05	90.49	42.28	90.49	46.94	UL-RL	1.1132E+05	-5.000	0.000	
1.000	1.000	42.28	0.000	0.000	DI2_165_168_L_0						
27 D	8.804	-3.9484E-05	93.86	44.02	93.86	48.41	UL-RL	1.1132E+05	-5.200	0.000	
1.000	1.000	44.02	0.000	0.000	DI2_165_168_L_0						
28 D	9.149	-3.7281E-05	97.03	45.74	97.03	49.89	UL-RL	1.1132E+05	-5.400	0.000	
1.000	1.000	45.74	0.000	0.000	DI2_165_168_L_0						
29 D	9.490	-3.5239E-05	100.4	47.45	100.4	51.37	UL-RL	1.1132E+05	-5.600	0.000	
1.000	1.000	47.45	0.000	0.000	DI2_165_168_L_0						
30 D	9.829	-3.3355E-05	103.7	49.14	103.7	52.86	UL-RL	1.1132E+05	-5.800	0.000	
1.000	1.000	49.14	0.000	0.000	DI2_165_168_L_0						
31 D	10.16	-3.1626E-05	107.1	50.82	107.1	54.34	UL-RL	1.1132E+05	-6.000	0.000	
1.000	1.000	50.82	0.000	0.000	DI2_165_168_L_0						
32 D	10.50	-3.0049E-05	110.4	52.49	110.4	55.83	UL-RL	1.1132E+05	-6.200	0.000	
1.000	1.000	52.49	0.000	0.000	DI2_165_168_L_0						
33 D	10.83	-2.8617E-05	113.8	54.14	113.8	57.32	UL-RL	1.1132E+05	-6.400	0.000	
1.000	1.000	54.14	0.000	0.000	DI2_165_168_L_0						
34 D	11.15	-2.7326E-05	116.9	55.77	116.9	58.81	UL-RL	1.1132E+05	-6.600	0.000	
1.000	1.000	55.77	0.000	0.000	DI2_165_168_L_0						
35 D	11.48	-2.6169E-05	120.2	57.40	120.2	60.31	UL-RL	1.1132E+05	-6.800	0.000	
1.000	1.000	57.40	0.000	0.000	DI2_165_168_L_0						
36 D	11.80	-2.5138E-05	123.6	59.01	123.6	61.81	UL-RL	1.1132E+05	-7.000	0.000	
1.000	1.000	59.01	0.000	0.000	DI2_165_168_L_0						
37 D	12.12	-2.4228E-05	126.9	60.61	126.9	63.31	UL-RL	1.1132E+05	-7.200	0.000	
1.000	1.000	60.61	0.000	0.000	DI2_165_168_L_0						
38 D	12.44	-2.3429E-05	130.2	62.20	130.2	64.81	UL-RL	1.1132E+05	-7.400	0.000	
1.000	1.000	62.20	0.000	0.000	DI2_165_168_L_0						
39 D	12.76	-2.2735E-05	133.3	63.78	133.3	66.31	UL-RL	1.1132E+05	-7.600	0.000	
1.000	1.000	63.78	0.000	0.000	DI2_165_168_L_0						
40 D	13.07	-2.2139E-05	136.7	65.35	136.7	67.82	UL-RL	1.1132E+05	-7.800	0.000	
1.000	1.000	65.35	0.000	0.000	DI2_165_168_L_0						
41 D	13.38	-2.1632E-05	140.0	66.92	140.0	69.33	UL-RL	1.1132E+05	-8.000	0.000	
1.000	1.000	66.92	0.000	0.000	DI2_165_168_L_0						
42 D	13.69	-2.1208E-05	143.3	68.47	143.3	70.84	UL-RL	1.1132E+05	-8.200	0.000	
1.000	1.000	68.47	0.000	0.000	DI2_165_168_L_0						
43 D	14.01	-2.0860E-05	146.5	70.03	146.5	72.35	UL-RL	1.1132E+05	-8.400	0.000	
1.000	1.000	70.03	0.000	0.000	DI2_165_168_L_0						
44 D	14.31	-2.0580E-05	149.8	71.57	149.8	73.86	UL-RL	1.1132E+05	-8.600	0.000	
1.000	1.000	71.57	0.000	0.000	DI2_165_168_L_0						
45 D	14.62	-2.0362E-05	153.0	73.11	153.0	75.38	UL-RL	1.1132E+05	-8.800	0.000	
1.000	1.000	73.11	0.000	0.000	DI2_165_168_L_0						
46 D	14.93	-2.0200E-05	156.3	74.65	156.3	76.90	UL-RL	1.1132E+05	-9.000	0.000	
1.000	1.000	74.65	0.000	0.000	DI2_165_168_L_0						
47 D	15.24	-2.0088E-05	159.6	76.18	159.6	78.42	UL-RL	1.1132E+05	-9.200	0.000	
1.000	1.000	76.18	0.000	0.000	DI2_165_168_L_0						
48 D	15.54	-2.0021E-05	162.9	77.71	162.9	79.94	UL-RL	1.1132E+05	-9.400	0.000	
1.000	1.000	77.71	0.000	0.000	DI2_165_168_L_0						
49 D	15.85	-1.9992E-05	166.1	79.24	166.1	81.46	UL-RL	1.1132E+05	-9.600	0.000	
1.000	1.000	79.24	0.000	0.000	DI2_165_168_L_0						
50 D	16.15	-1.9998E-05	169.3	80.76	169.3	82.99	UL-RL	1.1132E+05	-9.800	0.000	
1.000	1.000	80.76	0.000	0.000	DI2_165_168_L_0						
51 D	16.46	-2.0034E-05	172.6	82.29	172.6	84.52	UL-RL	1.1132E+05	-10.00	0.000	
1.000	1.000	82.29	0.000	0.000	DI2_165_168_L_0						
52 D	16.76	-2.0096E-05	175.9	83.81	175.9	86.05	UL-RL	1.1132E+05	-10.20	0.000	
1.000	1.000	83.81	0.000	0.000	DI2_165_168_L_0						
53 D	17.07	-2.0180E-05	179.1	85.33	179.1	87.58	UL-RL	1.1132E+05	-10.40	0.000	
1.000	1.000	85.33	0.000	0.000	DI2_165_168_L_0						
54 D	17.37	-2.0282E-05	182.4	86.85	182.4	89.11	UL-RL	1.1132E+05	-10.60	0.000	
1.000	1.000	86.85	0.000	0.000	DI2_165_168_L_0						
55 D	17.67	-2.0401E-05	185.7	88.37	185.7	90.64	UL-RL	1.1132E+05	-10.80	0.000	
1.000	1.000	88.37	0.000	0.000	DI2_165_168_L_0						
56 D	17.98	-2.0532E-05	188.8	89.89	188.8	92.18	UL-RL	1.1132E+05	-11.00	0.000	
1.000	1.000	89.89	0.000	0.000	DI2_165_168_L_0						
57 D	18.28	-2.0674E-05	192.1	91.41	192.1	93.72	UL-RL	1.1132E+05	-11.20	0.000	
1.000	1.000	91.41	0.000	0.000	DI2_165_168_L_0						
58 D	18.59	-2.0824E-05	195.4	92.94	195.4	95.25	UL-RL	1.1132E+05	-11.40	0.000	
1.000	1.000	92.94	0.000	0.000	DI2_165_168_L_0						
59 D	18.89	-2.0981E-05	198.6	94.46	198.6	96.79	UL-RL	1.1132E+05	-11.60	0.000	
1.000	1.000	94.46	0.000	0.000	DI2_165_168_L_0						
60 D	19.20	-2.1144E-05	201.9	95.98	201.9	98.33	UL-RL	1.1132E+05	-11.80	0.000	
1.000	1.000	95.98	0.000	0.000	DI2_165_168_L_0						
61 D	19.50	-2.1310E-05	205.1	97.50	205.1	99.88	UL-RL	1.1132E+05	-12.00	0.000	
1.000	1.000	97.50	0.000	0.000	DI2_165_168_L_0						

```
  62 D   19.81     -2.1479E-05   208.2       99.03       208.2       101.4          UL-RL  1.1132E+05  -12.20       0.000
1.000       1.000       99.03       0.000       0.000     DI2_165_168_L_0
  63 D   20.11     -2.1651E-05   211.2       100.6       211.2       103.0          UL-RL  1.1132E+05  -12.40       0.000
1.000       1.000       100.6       0.000       0.000     DI2_165_168_L_0
  64 D   20.42     -2.1823E-05   214.3       102.1       214.3       104.5          UL-RL  1.1132E+05  -12.60       0.000
1.000       1.000       102.1       0.000       0.000     DI2_165_168_L_0
  65 D   20.72     -2.1997E-05   217.4       103.6       217.4       106.1          UL-RL  1.1132E+05  -12.80       0.000
1.000       1.000       103.6       0.000       0.000     DI2_165_168_L_0
  66 D   21.03     -2.2170E-05   220.5       105.1       220.5       107.6          UL-RL  1.1132E+05  -13.00       0.000
1.000       1.000       105.1       0.000       0.000     DI2_165_168_L_0
  67 D   21.33     -2.2345E-05   223.6       106.7       223.6       109.2          UL-RL  1.1132E+05  -13.20       0.000
1.000       1.000       106.7       0.000       0.000     DI2_165_168_L_0
  68 D   16.23     -2.2519E-05   226.7       108.2       226.7       110.7          UL-RL  1.1132E+05  -13.40       0.000
1.000       1.000       108.2       0.000       0.000     DI2_165_168_L_0
  69 D   5.448     -2.2606E-05   228.3       109.0       228.3       111.5          UL-RL  1.1132E+05  -13.50       0.000
1.000       1.000       109.0       0.000       0.000     DI2_165_168_L_0
```

```
+-------------------------------------------------------------------------------------------------------------------------+
|                  PARATIEPLUS(TM)   NLS ENGINE RELEASE  2018.0    FULL VERSION  *Build date:Nov 13, 2017*              |
|                                                                                                                         |
|                                    NewProject.BaseDesignSection_28.Nominal_63                                           |
|                                 Exe Time : 4 September 2018 18:06:08                                                    |
+-------------------------------------------------------------------------------------------------------------------------+
New Project


S T R E S S   R E S U L T S   F O R   G R O U P   N O.   2

0_R                                                          :
ELEMENT TYPE    5 NO.OF ELEMENTS. IN THIS GROUP   69
C U R R E N T   T I M E   I S     2.0000

 HARDENING 2D SOIL ELEMENT

 ****** TOTAL STRESS FORMULATION *****

  EL *   FORCE     DISPL-Y  VERTICAL-P  HORIZON.-P     MAX-V-P     MAX-H-P           STATE   STIFFNESS Z-LEVEL      PORE
E FACTOR    UFACTOR       Peq           Su_a         Su_p     LAYER
 ------------------------------------------------------------------------------------------------------------------------
-------------------------------------------------------------------------------------------
   1     0.000         --          --          --          --          --          REMOVED     --        0.000       0.000
1.000       1.000       0.000       0.000       0.000     not available
   2     0.000         --          --          --          --          --          REMOVED     --       -0.2000      0.000
1.000       1.000       0.000       0.000       0.000     not available
   3     0.000         --          --          --          --          --          REMOVED     --       -0.4000      0.000
1.000       1.000       0.000       0.000       0.000     not available
   4     0.000         --          --          --          --          --          REMOVED     --       -0.6000      0.000
1.000       1.000       0.000       0.000       0.000     not available
   5     0.000         --          --          --          --          --          REMOVED     --       -0.8000      0.000
1.000       1.000       0.000       0.000       0.000     not available
   6 D   0.000     1.1801E-04   0.000       0.000       16.00       16.12         PASSIVE   0.000       -1.000      0.000
1.000       1.000       0.000       0.000       0.000     DI1_164_167_L_0
   7 D   2.744     1.1325E-04   3.200       13.72       19.20       18.08         PASSIVE   0.000       -1.200      0.000
1.000       1.000       13.72       0.000       0.000     DI1_164_167_L_0
   8 D   3.601     1.0852E-04   6.400       18.00       22.40       19.88           UL-RL   3.0792E+04  -1.400      0.000
1.000       1.000       18.00       0.000       0.000     DI1_164_167_L_0
   9 D   3.959     1.0386E-04   9.600       19.79       25.60       21.56           UL-RL   3.0792E+04  -1.600      0.000
1.000       1.000       19.79       0.000       0.000     DI1_164_167_L_0
  10 D   4.285     9.9257E-05   12.80       21.42       28.80       23.17           UL-RL   3.0792E+04  -1.800      0.000
1.000       1.000       21.42       0.000       0.000     DI1_164_167_L_0
  11 D   4.592     9.4741E-05   16.00       22.96       32.00       24.73           UL-RL   3.0792E+04  -2.000      0.000
1.000       1.000       22.96       0.000       0.000     DI1_164_167_L_0
  12 D   4.888     9.0319E-05   19.20       24.44       35.20       26.26           UL-RL   3.0792E+04  -2.200      0.000
1.000       1.000       24.44       0.000       0.000     DI1_164_167_L_0
  13 D   5.176     8.6003E-05   22.40       25.88       38.40       27.77           UL-RL   3.0792E+04  -2.400      0.000
1.000       1.000       25.88       0.000       0.000     DI1_164_167_L_0
  14 D   5.460     8.1798E-05   25.60       27.30       41.60       29.26           UL-RL   3.0792E+04  -2.600      0.000
1.000       1.000       27.30       0.000       0.000     DI1_164_167_L_0
  15 D   5.740     7.7714E-05   28.80       28.70       44.80       30.75           UL-RL   3.0792E+04  -2.800      0.000
1.000       1.000       28.70       0.000       0.000     DI1_164_167_L_0
  16 D   6.019     7.3755E-05   32.00       30.09       48.00       32.23           UL-RL   3.0792E+04  -3.000      0.000
1.000       1.000       30.09       0.000       0.000     DI1_164_167_L_0
  17 D   6.296     6.9927E-05   35.20       31.48       51.20       33.70           UL-RL   3.0792E+04  -3.200      0.000
1.000       1.000       31.48       0.000       0.000     DI1_164_167_L_0
  18 D   6.572     6.6233E-05   38.40       32.86       54.40       35.17           UL-RL   3.0792E+04  -3.400      0.000
1.000       1.000       32.86       0.000       0.000     DI1_164_167_L_0
  19 D   6.849     6.2676E-05   41.60       34.24       57.60       36.64           UL-RL   3.0792E+04  -3.600      0.000
1.000       1.000       34.24       0.000       0.000     DI1_164_167_L_0
  20 D   7.126     5.9260E-05   44.80       35.63       60.80       38.11           UL-RL   3.0792E+04  -3.800      0.000
1.000       1.000       35.63       0.000       0.000     DI1_164_167_L_0
  21 D   7.403     5.5987E-05   48.00       37.01       64.00       39.58           UL-RL   3.0792E+04  -4.000      0.000
1.000       1.000       37.01       0.000       0.000     DI1_164_167_L_0
  22 D   7.680     5.2859E-05   51.20       38.40       67.20       41.05           UL-RL   3.0792E+04  -4.200      0.000
1.000       1.000       38.40       0.000       0.000     DI1_164_167_L_0
  23 D   7.959     4.9878E-05   54.40       39.80       70.40       42.52           UL-RL   3.0792E+04  -4.400      0.000
1.000       1.000       39.80       0.000       0.000     DI1_164_167_L_0
  24 D   8.238     4.7048E-05   57.60       41.19       73.60       43.99           UL-RL   3.0792E+04  -4.600      0.000
1.000       1.000       41.19       0.000       0.000     DI1_164_167_L_0
```

25 D	8.519	4.4370E-05	60.80	42.59	76.80	45.46	UL-RL	3.0792E+04	-4.800	0.000	
1.000	1.000	42.59	0.000	0.000	DI1_164_167_L_0						
26 D	9.092	4.1847E-05	64.00	45.46	80.00	46.94	UL-RL	6.5637E+04	-5.000	0.000	
1.000	1.000	45.46	0.000	0.000	DI2_165_168_L_0						
27 D	9.358	3.9484E-05	67.20	46.79	83.20	48.41	UL-RL	6.5637E+04	-5.200	0.000	
1.000	1.000	46.79	0.000	0.000	DI2_165_168_L_0						
28 D	9.627	3.7281E-05	70.40	48.14	86.40	49.89	UL-RL	6.5637E+04	-5.400	0.000	
1.000	1.000	48.14	0.000	0.000	DI2_165_168_L_0						
29 D	9.898	3.5239E-05	73.60	49.49	89.60	51.37	UL-RL	6.5637E+04	-5.600	0.000	
1.000	1.000	49.49	0.000	0.000	DI2_165_168_L_0						
30 D	10.17	3.3355E-05	76.80	50.86	92.80	52.86	UL-RL	6.5637E+04	-5.800	0.000	
1.000	1.000	50.86	0.000	0.000	DI2_165_168_L_0						
31 D	10.45	3.1626E-05	80.00	52.24	96.00	54.34	UL-RL	6.5637E+04	-6.000	0.000	
1.000	1.000	52.24	0.000	0.000	DI2_165_168_L_0						
32 D	10.73	3.0049E-05	83.20	53.63	99.20	55.83	UL-RL	6.5637E+04	-6.200	0.000	
1.000	1.000	53.63	0.000	0.000	DI2_165_168_L_0						
33 D	11.01	2.8617E-05	86.40	55.03	102.4	57.32	UL-RL	6.5637E+04	-6.400	0.000	
1.000	1.000	55.03	0.000	0.000	DI2_165_168_L_0						
34 D	11.29	2.7326E-05	89.60	56.44	105.6	58.81	UL-RL	6.5637E+04	-6.600	0.000	
1.000	1.000	56.44	0.000	0.000	DI2_165_168_L_0						
35 D	11.57	2.6169E-05	92.80	57.87	108.8	60.31	UL-RL	6.5637E+04	-6.800	0.000	
1.000	1.000	57.87	0.000	0.000	DI2_165_168_L_0						
36 D	11.86	2.5138E-05	96.00	59.30	112.0	61.81	UL-RL	6.5637E+04	-7.000	0.000	
1.000	1.000	59.30	0.000	0.000	DI2_165_168_L_0						
37 D	12.15	2.4228E-05	99.20	60.75	115.2	63.31	UL-RL	6.5637E+04	-7.200	0.000	
1.000	1.000	60.75	0.000	0.000	DI2_165_168_L_0						
38 D	12.44	2.3429E-05	102.4	62.20	118.4	64.81	UL-RL	6.5637E+04	-7.400	0.000	
1.000	1.000	62.20	0.000	0.000	DI2_165_168_L_0						
39 D	12.73	2.2735E-05	105.6	63.66	121.6	66.31	UL-RL	6.5637E+04	-7.600	0.000	
1.000	1.000	63.66	0.000	0.000	DI2_165_168_L_0						
40 D	13.03	2.2139E-05	108.8	65.13	124.8	67.82	UL-RL	6.5637E+04	-7.800	0.000	
1.000	1.000	65.13	0.000	0.000	DI2_165_168_L_0						
41 D	13.32	2.1632E-05	112.0	66.61	128.0	69.33	UL-RL	6.5637E+04	-8.000	0.000	
1.000	1.000	66.61	0.000	0.000	DI2_165_168_L_0						
42 D	13.62	2.1208E-05	115.2	68.10	131.2	70.84	UL-RL	6.5637E+04	-8.200	0.000	
1.000	1.000	68.10	0.000	0.000	DI2_165_168_L_0						
43 D	13.92	2.0860E-05	118.4	69.59	134.4	72.35	UL-RL	6.5637E+04	-8.400	0.000	
1.000	1.000	69.59	0.000	0.000	DI2_165_168_L_0						
44 D	14.22	2.0580E-05	121.6	71.09	137.6	73.86	UL-RL	6.5637E+04	-8.600	0.000	
1.000	1.000	71.09	0.000	0.000	DI2_165_168_L_0						
45 D	14.52	2.0362E-05	124.8	72.60	140.8	75.38	UL-RL	6.5637E+04	-8.800	0.000	
1.000	1.000	72.60	0.000	0.000	DI2_165_168_L_0						
46 D	14.82	2.0200E-05	128.0	74.11	144.0	76.90	UL-RL	6.5637E+04	-9.000	0.000	
1.000	1.000	74.11	0.000	0.000	DI2_165_168_L_0						
47 D	15.12	2.0088E-05	131.2	75.62	147.2	78.42	UL-RL	6.5637E+04	-9.200	0.000	
1.000	1.000	75.62	0.000	0.000	DI2_165_168_L_0						
48 D	15.43	2.0021E-05	134.4	77.14	150.4	79.94	UL-RL	6.5637E+04	-9.400	0.000	
1.000	1.000	77.14	0.000	0.000	DI2_165_168_L_0						
49 D	15.73	1.9992E-05	137.6	78.67	153.6	81.46	UL-RL	6.5637E+04	-9.600	0.000	
1.000	1.000	78.67	0.000	0.000	DI2_165_168_L_0						
50 D	16.04	1.9998E-05	140.8	80.20	156.8	82.99	UL-RL	6.5637E+04	-9.800	0.000	
1.000	1.000	80.20	0.000	0.000	DI2_165_168_L_0						
51 D	16.35	2.0034E-05	144.0	81.73	160.0	84.52	UL-RL	6.5637E+04	-10.00	0.000	
1.000	1.000	81.73	0.000	0.000	DI2_165_168_L_0						
52 D	16.65	2.0096E-05	147.2	83.26	163.2	86.05	UL-RL	6.5637E+04	-10.20	0.000	
1.000	1.000	83.26	0.000	0.000	DI2_165_168_L_0						
53 D	16.96	2.0180E-05	150.4	84.80	166.4	87.58	UL-RL	6.5637E+04	-10.40	0.000	
1.000	1.000	84.80	0.000	0.000	DI2_165_168_L_0						
54 D	17.27	2.0282E-05	153.6	86.34	169.6	89.11	UL-RL	6.5637E+04	-10.60	0.000	
1.000	1.000	86.34	0.000	0.000	DI2_165_168_L_0						
55 D	17.58	2.0401E-05	156.8	87.89	172.8	90.64	UL-RL	6.5637E+04	-10.80	0.000	
1.000	1.000	87.89	0.000	0.000	DI2_165_168_L_0						
56 D	17.89	2.0532E-05	160.0	89.43	176.0	92.18	UL-RL	6.5637E+04	-11.00	0.000	
1.000	1.000	89.43	0.000	0.000	DI2_165_168_L_0						
57 D	18.20	2.0674E-05	163.2	90.98	179.2	93.72	UL-RL	6.5637E+04	-11.20	0.000	
1.000	1.000	90.98	0.000	0.000	DI2_165_168_L_0						
58 D	18.51	2.0824E-05	166.4	92.53	182.4	95.25	UL-RL	6.5637E+04	-11.40	0.000	
1.000	1.000	92.53	0.000	0.000	DI2_165_168_L_0						
59 D	18.82	2.0981E-05	169.6	94.08	185.6	96.79	UL-RL	6.5637E+04	-11.60	0.000	
1.000	1.000	94.08	0.000	0.000	DI2_165_168_L_0						
60 D	19.13	2.1144E-05	172.8	95.63	188.8	98.33	UL-RL	6.5637E+04	-11.80	0.000	
1.000	1.000	95.63	0.000	0.000	DI2_165_168_L_0						
61 D	19.44	2.1310E-05	176.0	97.19	192.0	99.88	UL-RL	6.5637E+04	-12.00	0.000	
1.000	1.000	97.19	0.000	0.000	DI2_165_168_L_0						

```
  62 D   19.75      2.1479E-05   179.2       98.74       195.2       101.4          UL-RL  6.5637E+04  -12.20       0.000
1.000       1.000       98.74       0.000       0.000     DI2_165_168_L_0
  63 D   20.06      2.1651E-05   182.4       100.3       198.4       103.0          UL-RL  6.5637E+04  -12.40       0.000
1.000       1.000       100.3       0.000       0.000     DI2_165_168_L_0
  64 D   20.37      2.1823E-05   185.6       101.9       201.6       104.5          UL-RL  6.5637E+04  -12.60       0.000
1.000       1.000       101.9       0.000       0.000     DI2_165_168_L_0
  65 D   20.68      2.1997E-05   188.8       103.4       204.8       106.1          UL-RL  6.5637E+04  -12.80       0.000
1.000       1.000       103.4       0.000       0.000     DI2_165_168_L_0
  66 D   21.00      2.2170E-05   192.0       105.0       208.0       107.6          UL-RL  6.5637E+04  -13.00       0.000
1.000       1.000       105.0       0.000       0.000     DI2_165_168_L_0
  67 D   21.31      2.2345E-05   195.2       106.5       211.2       109.2          UL-RL  6.5637E+04  -13.20       0.000
1.000       1.000       106.5       0.000       0.000     DI2_165_168_L_0
  68 D   16.22      2.2519E-05   198.4       108.1       214.4       110.7          UL-RL  6.5637E+04  -13.40       0.000
1.000       1.000       108.1       0.000       0.000     DI2_165_168_L_0
  69 D   5.444      2.2606E-05   200.0       108.9       216.0       111.5          UL-RL  6.5637E+04  -13.50       0.000
1.000       1.000       108.9       0.000       0.000     DI2_165_168_L_0
```

```
+-------------------------------------------------------------------------------------------------------------------------+
|                   PARATIEPLUS(TM)   NLS ENGINE RELEASE  2018.0    FULL VERSION  *Build date:Nov 13, 2017*              |
|                                                                                                                         |
|                                      NewProject.BaseDesignSection_28.Nominal_63                                         |
|                                   Exe Time : 4 September 2018 18:06:08                                                  |
+-------------------------------------------------------------------------------------------------------------------------+
New Project


S T R E S S   R E S U L T S   F O R   G R O U P   N O.   3

WallElement_33                                                :
ELEMENT TYPE    2 NO.OF ELEMENTS. IN THIS GROUP   68
C U R R E N T   T I M E   I S     2.0000

 WALL2D ELEMENT

   EL      TA          TB          MA          MB
-------------------------------------------------------
    1 3.62376E-04-3.62376E-04 4.15734E-12 7.24751E-05
    2 0.21653    -0.21653    -7.24751E-05 4.33789E-02
    3 0.65898    -0.65898    -4.33789E-02 0.17517
    4  1.7420     -1.7420    -0.17517     0.52356
    5  3.3873     -3.3873    -0.52356      1.2010
    6  5.5208     -5.5208     -1.2010      2.3052
    7  5.3468     -5.3468     -2.3052      3.3745
    8  4.7186     -4.7186     -3.3745      4.3183
    9  4.1120     -4.1120     -4.3183      5.1407
   10  3.5438     -3.5438     -5.1407      5.8494
   11  3.0225     -3.0225     -5.8494      6.4539
   12  2.5522     -2.5522     -6.4539      6.9644
   13  2.1353     -2.1353     -6.9644      7.3914
   14  1.7725     -1.7725     -7.3914      7.7459
   15  1.4641     -1.4641     -7.7459      8.0388
   16  1.2093     -1.2093     -8.0388      8.2806
   17  1.0075     -1.0075     -8.2806      8.4821
   18 0.85722    -0.85722     -8.4821      8.6536
   19 0.75720    -0.75720     -8.6536      8.8050
   20 0.70579    -0.70579     -8.8050      8.9462
   21 0.70125    -0.70125     -8.9462      9.0864
   22 0.74174    -0.74174     -9.0864      9.2348
   23 0.82530    -0.82530     -9.2348      9.3998
   24 0.94992    -0.94992     -9.3998      9.5898
   25  1.1135     -1.1135     -9.5898      9.8125
   26 0.47698    -0.47698     -9.8125      9.9079
   27-7.77823E-02 7.77823E-02 -9.9079      9.8923
   28-0.55633     0.55633     -9.8923      9.7811
   29-0.96420     0.96420     -9.7811      9.5882
   30 -1.3069      1.3069     -9.5882      9.3268
   31 -1.5898      1.5898     -9.3268      9.0089
   32 -1.8181      1.8181     -9.0089      8.6453
   33 -1.9970      1.9970     -8.6453      8.2459
   34 -2.1313      2.1313     -8.2459      7.8196
   35 -2.2257      2.2257     -7.8196      7.3745
   36 -2.2846      2.2846     -7.3745      6.9176
   37 -2.3121      2.3121     -6.9176      6.4552
   38 -2.3123      2.3123     -6.4552      5.9927
   39 -2.2888      2.2888     -5.9927      5.5349
   40 -2.2449      2.2449     -5.5349      5.0860
   41 -2.1838      2.1838     -5.0860      4.6492
   42 -2.1084      2.1084     -4.6492      4.2275
   43 -2.0214      2.0214     -4.2275      3.8232
   44 -1.9250      1.9250     -3.8232      3.4382
   45 -1.8216      1.8216     -3.4382      3.0739
   46 -1.7130      1.7130     -3.0739      2.7313
   47 -1.6009      1.6009     -2.7313      2.4111
   48 -1.4870      1.4870     -2.4111      2.1137
   49 -1.3726      1.3726     -2.1137      1.8392
   50 -1.2589      1.2589     -1.8392      1.5874
   51 -1.1469      1.1469     -1.5874      1.3580
   52 -1.0375      1.0375     -1.3580      1.1506
```

```
53-0.93146     0.93146     -1.1506     0.96427
54-0.82949     0.82949    -0.96427     0.79837
55-0.73208     0.73208    -0.79837     0.65196
56-0.63969     0.63969    -0.65196     0.52402
57-0.55268     0.55268    -0.52402     0.41348
58-0.47134     0.47134    -0.41348     0.31921
59-0.39589     0.39589    -0.31921     0.24003
60-0.32652     0.32652    -0.24003     0.17473
61-0.26333     0.26333    -0.17473     0.12206
62-0.20644     0.20644    -0.12206     8.07755E-02
63-0.15589     0.15589    -8.07755E-02 4.95968E-02
64-0.11173     0.11173    -4.95968E-02 2.72502E-02
65-7.39799E-02 7.39799E-02-2.72502E-02 1.24542E-02
66-4.26409E-02 4.26409E-02-1.24542E-02 3.92604E-03
67-1.77158E-02 1.77158E-02-3.92604E-03 3.82892E-04
68-3.82854E-03 3.82854E-03-3.82892E-04 2.46880E-12
```

```
+-------------------------------------------------------------------------------------------------------------------------+
|                   PARATIEPLUS(TM)   NLS ENGINE RELEASE  2018.0    FULL VERSION  *Build date:Nov 13, 2017*              |
|                                                                                                                         |
|                                      NewProject.BaseDesignSection_28.Nominal_63                                         |
|                                   Exe Time : 4 September 2018 18:06:08                                                  |
+-------------------------------------------------------------------------------------------------------------------------+
New Project


S T R E S S   R E S U L T S   F O R   G R O U P   N O.   4

Tieback_175                                                :
ELEMENT TYPE    6 NO.OF ELEMENTS. IN THIS GROUP    1
C U R R E N T   T I M E   I S      2.0000

 POST-TENSION 2D-BOUNDARY ELEMENT

         EL    FORCE          d0          EDISPL     pl. eps          K     -ve limit   +ve limit
-----------------------------------------------------------------------------------------------------

***** NO ONE ELEMENT ACTIVE AT CURRENT STEP *****

ITER     0 RNORM = 0.000     RMNORM= 0.000
           RINORM=0.3703E+05 RIMNOR= 4563.
           RENORM=0.1439E+05 REMNOR=0.1163E-21 RATIO =0.6233     TOLER =0.1000E-03  NOT CONVERGED
           RFMAX = 119.9     RMMAX = 9.908
           RTSMAL=0.1000E-02 RMSMAL=0.1000E-04
           RDT   =0.3703E+05 RDR   = 4563.
           RATIOT=0.6233     RATIOR= 0.000
           MAX UN=0.6938E-10 IEQ=     3 NODE      2 DOF   1  Y-DISPL.F
           MIN UN=-119.9     IEQ=     1 NODE      1 DOF   1  Y-DISPL.F
           NO. OF CONTACT CONSTRAINT VIOLATIONS     0


ITER     2 RNORM = 0.000     RMNORM= 0.000
           RINORM=0.3703E+05 RIMNOR= 4563.
           RENORM= 157.4     REMNOR=0.2729E-19 RATIO =0.6520E-01 TOLER =0.1000E-03  NOT CONVERGED
           RFMAX = 119.9     RMMAX = 9.908
           RTSMAL=0.1000E-02 RMSMAL=0.1000E-04
           RDT   =0.3703E+05 RDR   = 4563.
           RATIOT=0.6520E-01 RATIOR= 0.000
           MAX UN=0.3420E-01 IEQ=    77 NODE     39 DOF   1  Y-DISPL.F
           MIN UN=-7.714     IEQ=     3 NODE      2 DOF   1  Y-DISPL.F
           NO. OF CONTACT CONSTRAINT VIOLATIONS     0


ITER     3 RNORM = 0.000     RMNORM= 0.000
           RINORM=0.3703E+05 RIMNOR= 4563.
           RENORM= 5.355     REMNOR=0.3119E-19 RATIO =0.1203E-01 TOLER =0.1000E-03  NOT CONVERGED
           RFMAX = 119.9     RMMAX = 9.908
           RTSMAL=0.1000E-02 RMSMAL=0.1000E-04
           RDT   =0.3703E+05 RDR   = 4563.
           RATIOT=0.1203E-01 RATIOR= 0.000
           MAX UN=0.7288E-01 IEQ=    91 NODE     46 DOF   1  Y-DISPL.F
           MIN UN=-1.650     IEQ=    21 NODE     11 DOF   1  Y-DISPL.F
           NO. OF CONTACT CONSTRAINT VIOLATIONS     0


ITER     4 RNORM = 0.000     RMNORM= 0.000
           RINORM=0.3703E+05 RIMNOR= 4563.
           RENORM=0.8825E-04 REMNOR=0.1192E-19 RATIO =0.4882E-04 TOLER =0.1000E-03      CONVERGED !
           RFMAX = 119.9     RMMAX = 9.908
           RTSMAL=0.1000E-02 RMSMAL=0.1000E-04
           RDT   =0.3703E+05 RDR   = 4563.
           RATIOT=0.4882E-04 RATIOR= 0.000
           MAX UN=0.6077E-02 IEQ=   103 NODE     52 DOF   1  Y-DISPL.F
           MIN UN=-.5783E-09 IEQ=    25 NODE     13 DOF   1  Y-DISPL.F
           NO. OF CONTACT CONSTRAINT VIOLATIONS     0
```

```
+-------------------------------------------------------------------------------------------------------------------------+
|                   PARATIEPLUS(TM)   NLS ENGINE RELEASE  2018.0    FULL VERSION  *Build date:Nov 13, 2017*              |
|                                                                                                                         |
|                                      NewProject.BaseDesignSection_28.Nominal_63                                         |
|                                  Exe Time : 4 September 2018 18:06:08                                                   |
+-------------------------------------------------------------------------------------------------------------------------+
New Project
SOLUTION REACHED USING     4 ITERATIONS ON   40

P R I N T   O U T   F O R   T I M E   S T E P    3     ( AT TIME   3.000     )

PRINT OUT OF ACTIVE COMPONENTS (FIXED NODES ARE NOT PRINTED OUT)

          Y-DISPL.F        X-ROT. F
            (02)             (04)           (
    1  -1.5805607E-03   4.3037777E-04
    2  -1.4945500E-03   4.2940444E-04
    3  -1.4089272E-03   4.2650704E-04
    4  -1.3240709E-03   4.2175440E-04
    5  -1.2403413E-03   4.1526408E-04
    6  -1.1580710E-03   4.0718811E-04
    7  -1.0775610E-03   3.9768757E-04
    8  -9.9908034E-04   3.8692098E-04
    9  -9.2286676E-04   3.7504207E-04
   10  -8.4912776E-04   3.6219948E-04
   11  -7.7804165E-04   3.4853671E-04
   12  -7.0975853E-04   3.3419219E-04
   13  -6.4440132E-04   3.1929936E-04
   14  -5.8206676E-04   3.0398687E-04
   15  -5.2282628E-04   2.8837881E-04
   16  -4.6672702E-04   2.7259394E-04
   17  -4.1379289E-04   2.5674235E-04
   18  -3.6402762E-04   2.4092371E-04
   19  -3.1741525E-04   2.2522741E-04
   20  -2.7392316E-04   2.0973351E-04
   21  -2.3350380E-04   1.9451335E-04
   22  -1.9609558E-04   1.7962985E-04
   23  -1.6162571E-04   1.6513859E-04
   24  -1.3001077E-04   1.5108803E-04
   25  -1.0115831E-04   1.3752023E-04
   26  -7.4968083E-05   1.2447132E-04
   27  -5.1332639E-05   1.1198133E-04
   28  -3.0135655E-05   1.0009156E-04
   29  -1.1253892E-05   8.8833610E-05
   30   5.4414245E-06   7.8230193E-05
   31   2.0082789E-05   6.8295830E-05
   32   3.2804718E-05   5.9036820E-05
   33   4.3742361E-05   5.0451447E-05
   34   5.3029646E-05   4.2531318E-05
   35   6.0798286E-05   3.5262165E-05
   36   6.7176636E-05   2.8624867E-05
   37   7.2288798E-05   2.2596406E-05
   38   7.6254020E-05   1.7150660E-05
   39   7.9186024E-05   1.2259345E-05
   40   8.1192718E-05   7.8924316E-06
   41   8.2375873E-05   4.0186609E-06
   42   8.2830921E-05   6.0597774E-07
   43   8.2646838E-05  -2.3780854E-06
   44   8.1906092E-05  -4.9660699E-06
   45   8.0684668E-05  -7.1902846E-06
   46   7.9052111E-05  -9.0825922E-06
   47   7.7071683E-05  -1.0674121E-05
   48   7.4800498E-05  -1.1995124E-05
   49   7.2289722E-05  -1.3074807E-05
   50   6.9584808E-05  -1.3941198E-05
   51   6.6725692E-05  -1.4621048E-05
   52   6.3747058E-05  -1.5139738E-05
   53   6.0679025E-05  -1.5521210E-05
   54   5.7546377E-05  -1.5787939E-05
   55   5.4370124E-05  -1.5960550E-05
   56   5.1167175E-05  -1.6057882E-05
```

57	4.7950855E-05	-1.6096953E-05
58	4.4731266E-05	-1.6092939E-05
59	4.1515662E-05	-1.6059175E-05
60	3.8308813E-05	-1.6007154E-05
61	3.5113375E-05	-1.5946526E-05
62	3.1930255E-05	-1.5885112E-05
63	2.8758983E-05	-1.5828903E-05
64	2.5598069E-05	-1.5782070E-05
65	2.2445373E-05	-1.5746971E-05
66	1.9298462E-05	-1.5724154E-05
67	1.6154976E-05	-1.5712362E-05
68	1.3012986E-05	-1.5708537E-05
69	1.1441989E-05	-1.5708328E-05

```
+-------------------------------------------------------------------------------------------------------------------------------+
|                   PARATIEPLUS(TM)   NLS ENGINE RELEASE  2018.0    FULL VERSION  *Build date:Nov 13, 2017*                    |
|                                                                                                                               |
|                                      NewProject.BaseDesignSection_28.Nominal_63                                               |
|                                   Exe Time : 4 September 2018 18:06:08                                                        |
+-------------------------------------------------------------------------------------------------------------------------------+
New Project


S T R E S S   R E S U L T S   F O R   G R O U P   N O.   1

0_L                                                          :
ELEMENT TYPE    5 NO.OF ELEMENTS. IN THIS GROUP   69
C U R R E N T   T I M E   I S      3.0000

 HARDENING 2D SOIL ELEMENT

 ****** TOTAL STRESS FORMULATION *****

  EL *   FORCE     DISPL-Y  VERTICAL-P  HORIZON.-P     MAX-V-P     MAX-H-P           STATE   STIFFNESS Z-LEVEL      PORE
E FACTOR    UFACTOR       Peq           Su_a         Su_p     LAYER
 ------------------------------------------------------------------------------------------------------------------------------
-------------------------------------------------------------------------------------------
   1 D  4.6663E-03  1.5806E-03  1.0882E-02  4.6663E-02  1.0882E-02  0.7420         PASSIVE   0.000       0.000       0.000
1.000       1.000      4.6663E-02   0.000       0.000     DI1_164_167_L_0
   2 D   2.784      1.4946E-03   3.246       13.92       3.246       13.92         PASSIVE   0.000      -0.2000      0.000
1.000       1.000       13.92       0.000       0.000     DI1_164_167_L_0
   3 D   5.697      1.4089E-03   6.643       28.49       6.643       28.49         PASSIVE   0.000      -0.4000      0.000
1.000       1.000       28.49       0.000       0.000     DI1_164_167_L_0
   4 D   8.791      1.3241E-03   10.25       43.96       10.25       43.96         PASSIVE   0.000      -0.6000      0.000
1.000       1.000       43.96       0.000       0.000     DI1_164_167_L_0
   5 D   9.941      1.2403E-03   14.01       49.70       14.01       49.70           V-C  2.8868E+04 -0.8000      0.000
1.000       1.000       49.70       0.000       0.000     DI1_164_167_L_0
   6 D   9.910      1.1581E-03   17.84       49.55       17.84       49.55           V-C  2.8868E+04  -1.000      0.000
1.000       1.000       49.55       0.000       0.000     DI1_164_167_L_0
   7 D   9.838      1.0776E-03   21.67       49.19       21.67       49.19           V-C  2.8868E+04  -1.200      0.000
1.000       1.000       49.19       0.000       0.000     DI1_164_167_L_0
   8 D   9.743      9.9908E-04   25.73       48.72       25.73       48.72           V-C  2.8868E+04  -1.400      0.000
1.000       1.000       48.72       0.000       0.000     DI1_164_167_L_0
   9 D   9.640      9.2287E-04   30.08       48.20       30.08       48.20           V-C  2.8868E+04  -1.600      0.000
1.000       1.000       48.20       0.000       0.000     DI1_164_167_L_0
  10 D   9.536      8.4913E-04   34.22       47.68       34.22       47.68           V-C  2.8868E+04  -1.800      0.000
1.000       1.000       47.68       0.000       0.000     DI1_164_167_L_0
  11 D   9.438      7.7804E-04   38.20       47.19       38.20       47.19           V-C  2.8868E+04  -2.000      0.000
1.000       1.000       47.19       0.000       0.000     DI1_164_167_L_0
  12 D   9.350      7.0976E-04   41.58       46.75       41.58       46.75           V-C  2.8868E+04  -2.200      0.000
1.000       1.000       46.75       0.000       0.000     DI1_164_167_L_0
  13 D   9.274      6.4440E-04   45.39       46.37       45.39       46.37           V-C  2.8868E+04  -2.400      0.000
1.000       1.000       46.37       0.000       0.000     DI1_164_167_L_0
  14 D   9.213      5.8207E-04   49.13       46.07       49.13       46.07           V-C  2.8868E+04  -2.600      0.000
1.000       1.000       46.07       0.000       0.000     DI1_164_167_L_0
  15 D   9.168      5.2283E-04   52.79       45.84       52.79       45.84           V-C  2.8868E+04  -2.800      0.000
1.000       1.000       45.84       0.000       0.000     DI1_164_167_L_0
  16 D   9.140      4.6673E-04   56.41       45.70       56.41       45.70           V-C  2.8868E+04  -3.000      0.000
1.000       1.000       45.70       0.000       0.000     DI1_164_167_L_0
  17 D   9.129      4.1379E-04   59.97       45.64       59.97       45.64           V-C  2.8868E+04  -3.200      0.000
1.000       1.000       45.64       0.000       0.000     DI1_164_167_L_0
  18 D   9.136      3.6403E-04   63.19       45.68       63.19       45.68           V-C  2.8868E+04  -3.400      0.000
1.000       1.000       45.68       0.000       0.000     DI1_164_167_L_0
  19 D   9.160      3.1742E-04   66.71       45.80       66.71       45.80           V-C  2.8868E+04  -3.600      0.000
1.000       1.000       45.80       0.000       0.000     DI1_164_167_L_0
  20 D   9.203      2.7392E-04   70.19       46.02       70.19       46.02           V-C  2.8868E+04  -3.800      0.000
1.000       1.000       46.02       0.000       0.000     DI1_164_167_L_0
  21 D   9.264      2.3350E-04   73.66       46.32       73.66       46.32           V-C  2.8868E+04  -4.000      0.000
1.000       1.000       46.32       0.000       0.000     DI1_164_167_L_0
  22 D   9.341      1.9610E-04   77.10       46.71       77.10       46.71           V-C  2.8868E+04  -4.200      0.000
1.000       1.000       46.71       0.000       0.000     DI1_164_167_L_0
  23 D   9.436      1.6163E-04   80.28       47.18       80.28       47.18           V-C  2.8868E+04  -4.400      0.000
1.000       1.000       47.18       0.000       0.000     DI1_164_167_L_0
  24 D   9.548      1.3001E-04   83.70       47.74       83.70       47.74           V-C  2.8868E+04  -4.600      0.000
1.000       1.000       47.74       0.000       0.000     DI1_164_167_L_0
```

25 D	9.676	1.0116E-04	87.10	48.38	87.10	48.38	V-C	2.8868E+04	-4.800	0.000		
1.000	1.000	48.38	0.000	0.000	DI1_164_167_L_0							
26 D	10.43	7.4968E-05	90.49	52.15	90.49	52.15	V-C	6.9578E+04	-5.000	0.000		
1.000	1.000	52.15	0.000	0.000	DI2_165_168_L_0							
27 D	10.40	5.1333E-05	93.86	51.99	93.86	51.99	V-C	6.9578E+04	-5.200	0.000		
1.000	1.000	51.99	0.000	0.000	DI2_165_168_L_0							
28 D	10.40	3.0136E-05	97.03	51.99	97.03	51.99	V-C	6.9578E+04	-5.400	0.000		
1.000	1.000	51.99	0.000	0.000	DI2_165_168_L_0							
29 D	10.43	1.1254E-05	100.4	52.16	100.4	52.16	V-C	6.9578E+04	-5.600	0.000		
1.000	1.000	52.16	0.000	0.000	DI2_165_168_L_0							
30 D	10.45	-5.4414E-06	103.7	52.25	103.7	52.86	UL-RL	1.1132E+05	-5.800	0.000		
1.000	1.000	52.25	0.000	0.000	DI2_165_168_L_0							
31 D	10.42	-2.0083E-05	107.1	52.11	107.1	54.34	UL-RL	1.1132E+05	-6.000	0.000		
1.000	1.000	52.11	0.000	0.000	DI2_165_168_L_0							
32 D	10.44	-3.2805E-05	110.4	52.18	110.4	55.83	UL-RL	1.1132E+05	-6.200	0.000		
1.000	1.000	52.18	0.000	0.000	DI2_165_168_L_0							
33 D	10.49	-4.3742E-05	113.8	52.45	113.8	57.32	UL-RL	1.1132E+05	-6.400	0.000		
1.000	1.000	52.45	0.000	0.000	DI2_165_168_L_0							
34 D	10.58	-5.3030E-05	116.9	52.91	116.9	58.81	UL-RL	1.1132E+05	-6.600	0.000		
1.000	1.000	52.91	0.000	0.000	DI2_165_168_L_0							
35 D	10.71	-6.0798E-05	120.2	53.54	120.2	60.31	UL-RL	1.1132E+05	-6.800	0.000		
1.000	1.000	53.54	0.000	0.000	DI2_165_168_L_0							
36 D	10.87	-6.7177E-05	123.6	54.33	123.6	61.81	UL-RL	1.1132E+05	-7.000	0.000		
1.000	1.000	54.33	0.000	0.000	DI2_165_168_L_0							
37 D	11.05	-7.2289E-05	126.9	55.26	126.9	63.31	UL-RL	1.1132E+05	-7.200	0.000		
1.000	1.000	55.26	0.000	0.000	DI2_165_168_L_0							
38 D	11.26	-7.6254E-05	130.2	56.32	130.2	64.81	UL-RL	1.1132E+05	-7.400	0.000		
1.000	1.000	56.32	0.000	0.000	DI2_165_168_L_0							
39 D	11.50	-7.9186E-05	133.3	57.50	133.3	66.31	UL-RL	1.1132E+05	-7.600	0.000		
1.000	1.000	57.50	0.000	0.000	DI2_165_168_L_0							
40 D	11.76	-8.1193E-05	136.7	58.78	136.7	67.82	UL-RL	1.1132E+05	-7.800	0.000		
1.000	1.000	58.78	0.000	0.000	DI2_165_168_L_0							
41 D	12.03	-8.2376E-05	140.0	60.15	140.0	69.33	UL-RL	1.1132E+05	-8.000	0.000		
1.000	1.000	60.15	0.000	0.000	DI2_165_168_L_0							
42 D	12.32	-8.2831E-05	143.3	61.61	143.3	70.84	UL-RL	1.1132E+05	-8.200	0.000		
1.000	1.000	61.61	0.000	0.000	DI2_165_168_L_0							
43 D	12.63	-8.2647E-05	146.5	63.15	146.5	72.35	UL-RL	1.1132E+05	-8.400	0.000		
1.000	1.000	63.15	0.000	0.000	DI2_165_168_L_0							
44 D	12.95	-8.1906E-05	149.8	64.74	149.8	73.86	UL-RL	1.1132E+05	-8.600	0.000		
1.000	1.000	64.74	0.000	0.000	DI2_165_168_L_0							
45 D	13.28	-8.0685E-05	153.0	66.40	153.0	75.38	UL-RL	1.1132E+05	-8.800	0.000		
1.000	1.000	66.40	0.000	0.000	DI2_165_168_L_0							
46 D	13.62	-7.9052E-05	156.3	68.10	156.3	76.90	UL-RL	1.1132E+05	-9.000	0.000		
1.000	1.000	68.10	0.000	0.000	DI2_165_168_L_0							
47 D	13.97	-7.7072E-05	159.6	69.84	159.6	78.42	UL-RL	1.1132E+05	-9.200	0.000		
1.000	1.000	69.84	0.000	0.000	DI2_165_168_L_0							
48 D	14.32	-7.4800E-05	162.9	71.61	162.9	79.94	UL-RL	1.1132E+05	-9.400	0.000		
1.000	1.000	71.61	0.000	0.000	DI2_165_168_L_0							
49 D	14.68	-7.2290E-05	166.1	73.42	166.1	81.46	UL-RL	1.1132E+05	-9.600	0.000		
1.000	1.000	73.42	0.000	0.000	DI2_165_168_L_0							
50 D	15.05	-6.9585E-05	169.3	75.24	169.3	82.99	UL-RL	1.1132E+05	-9.800	0.000		
1.000	1.000	75.24	0.000	0.000	DI2_165_168_L_0							
51 D	15.42	-6.6726E-05	172.6	77.09	172.6	84.52	UL-RL	1.1132E+05	-10.00	0.000		
1.000	1.000	77.09	0.000	0.000	DI2_165_168_L_0							
52 D	15.79	-6.3747E-05	175.9	78.95	175.9	86.05	UL-RL	1.1132E+05	-10.20	0.000		
1.000	1.000	78.95	0.000	0.000	DI2_165_168_L_0							
53 D	16.16	-6.0679E-05	179.1	80.82	179.1	87.58	UL-RL	1.1132E+05	-10.40	0.000		
1.000	1.000	80.82	0.000	0.000	DI2_165_168_L_0							
54 D	16.54	-5.7546E-05	182.4	82.70	182.4	89.11	UL-RL	1.1132E+05	-10.60	0.000		
1.000	1.000	82.70	0.000	0.000	DI2_165_168_L_0							
55 D	16.92	-5.4370E-05	185.7	84.59	185.7	90.64	UL-RL	1.1132E+05	-10.80	0.000		
1.000	1.000	84.59	0.000	0.000	DI2_165_168_L_0							
56 D	17.30	-5.1167E-05	188.8	86.48	188.8	92.18	UL-RL	1.1132E+05	-11.00	0.000		
1.000	1.000	86.48	0.000	0.000	DI2_165_168_L_0							
57 D	17.68	-4.7951E-05	192.1	88.38	192.1	93.72	UL-RL	1.1132E+05	-11.20	0.000		
1.000	1.000	88.38	0.000	0.000	DI2_165_168_L_0							
58 D	18.05	-4.4731E-05	195.4	90.27	195.4	95.25	UL-RL	1.1132E+05	-11.40	0.000		
1.000	1.000	90.27	0.000	0.000	DI2_165_168_L_0							
59 D	18.43	-4.1516E-05	198.6	92.17	198.6	96.79	UL-RL	1.1132E+05	-11.60	0.000		
1.000	1.000	92.17	0.000	0.000	DI2_165_168_L_0							
60 D	18.81	-3.8309E-05	201.9	94.07	201.9	98.33	UL-RL	1.1132E+05	-11.80	0.000		
1.000	1.000	94.07	0.000	0.000	DI2_165_168_L_0							
61 D	19.19	-3.5113E-05	205.1	95.97	205.1	99.88	UL-RL	1.1132E+05	-12.00	0.000		
1.000	1.000	95.97	0.000	0.000	DI2_165_168_L_0							

```
  62 D   19.57     -3.1930E-05   208.2       97.87       208.2       101.4          UL-RL  1.1132E+05  -12.20       0.000
1.000       1.000       97.87       0.000       0.000     DI2_165_168_L_0
  63 D   19.95     -2.8759E-05   211.2       99.76       211.2       103.0          UL-RL  1.1132E+05  -12.40       0.000
1.000       1.000       99.76       0.000       0.000     DI2_165_168_L_0
  64 D   20.33     -2.5598E-05   214.3       101.7       214.3       104.5          UL-RL  1.1132E+05  -12.60       0.000
1.000       1.000       101.7       0.000       0.000     DI2_165_168_L_0
  65 D   20.71     -2.2445E-05   217.4       103.6       217.4       106.1          UL-RL  1.1132E+05  -12.80       0.000
1.000       1.000       103.6       0.000       0.000     DI2_165_168_L_0
  66 D   21.09     -1.9298E-05   220.5       105.5       220.5       107.6          UL-RL  1.1132E+05  -13.00       0.000
1.000       1.000       105.5       0.000       0.000     DI2_165_168_L_0
  67 D   21.47     -1.6155E-05   223.6       107.4       223.6       109.2          UL-RL  1.1132E+05  -13.20       0.000
1.000       1.000       107.4       0.000       0.000     DI2_165_168_L_0
  68 D   16.39     -1.3013E-05   226.7       109.3       226.7       110.7          UL-RL  1.1132E+05  -13.40       0.000
1.000       1.000       109.3       0.000       0.000     DI2_165_168_L_0
  69 D   5.510     -1.1442E-05   228.3       110.2       228.3       111.5          UL-RL  1.1132E+05  -13.50       0.000
1.000       1.000       110.2       0.000       0.000     DI2_165_168_L_0
```

```
+-------------------------------------------------------------------------------------------------------------------------------+
|                   PARATIEPLUS(TM)   NLS ENGINE RELEASE  2018.0    FULL VERSION  *Build date:Nov 13, 2017*                    |
|                                                                                                                               |
|                                      NewProject.BaseDesignSection_28.Nominal_63                                               |
|                                   Exe Time : 4 September 2018 18:06:08                                                        |
+-------------------------------------------------------------------------------------------------------------------------------+
New Project


S T R E S S   R E S U L T S   F O R   G R O U P   N O.   2

0_R                                                          :
ELEMENT TYPE    5 NO.OF ELEMENTS. IN THIS GROUP   69
C U R R E N T   T I M E   I S      3.0000

 HARDENING 2D SOIL ELEMENT

 ****** TOTAL STRESS FORMULATION *****

  EL *   FORCE     DISPL-Y  VERTICAL-P  HORIZON.-P     MAX-V-P     MAX-H-P           STATE   STIFFNESS Z-LEVEL      PORE
E FACTOR    UFACTOR       Peq           Su_a         Su_p     LAYER
 ------------------------------------------------------------------------------------------------------------------------------
-------------------------------------------------------------------------------------------
   1     0.000         --          --          --          --          --          REMOVED     --        0.000       0.000
1.000       1.000       0.000       0.000       0.000     not available
   2     0.000         --          --          --          --          --          REMOVED     --       -0.2000      0.000
1.000       1.000       0.000       0.000       0.000     not available
   3     0.000         --          --          --          --          --          REMOVED     --       -0.4000      0.000
1.000       1.000       0.000       0.000       0.000     not available
   4     0.000         --          --          --          --          --          REMOVED     --       -0.6000      0.000
1.000       1.000       0.000       0.000       0.000     not available
   5     0.000         --          --          --          --          --          REMOVED     --       -0.8000      0.000
1.000       1.000       0.000       0.000       0.000     not available
   6 D   0.000     -1.1581E-03   0.000       0.000       16.00       16.12        ACTIVE   0.000       -1.000      0.000
1.000       1.000       0.000       0.000       0.000     DI1_164_167_L_0
   7 D  0.2131     -1.0776E-03   3.200       1.066       19.20       18.08        ACTIVE   0.000       -1.200      0.000
1.000       1.000       1.066       0.000       0.000     DI1_164_167_L_0
   8 D  0.4262     -9.9908E-04   6.400       2.131       22.40       19.88        ACTIVE   0.000       -1.400      0.000
1.000       1.000       2.131       0.000       0.000     DI1_164_167_L_0
   9 D  0.6394     -9.2287E-04   9.600       3.197       25.60       21.56        ACTIVE   0.000       -1.600      0.000
1.000       1.000       3.197       0.000       0.000     DI1_164_167_L_0
  10 D  0.8525     -8.4913E-04   12.80       4.262       28.80       23.17        ACTIVE   0.000       -1.800      0.000
1.000       1.000       4.262       0.000       0.000     DI1_164_167_L_0
  11 D   1.066     -7.7804E-04   16.00       5.328       32.00       24.73        ACTIVE   0.000       -2.000      0.000
1.000       1.000       5.328       0.000       0.000     DI1_164_167_L_0
  12 D   1.279     -7.0976E-04   19.20       6.394       35.20       26.26        ACTIVE   0.000       -2.200      0.000
1.000       1.000       6.394       0.000       0.000     DI1_164_167_L_0
  13 D   1.492     -6.4440E-04   22.40       7.459       38.40       27.77        ACTIVE   0.000       -2.400      0.000
1.000       1.000       7.459       0.000       0.000     DI1_164_167_L_0
  14 D   1.705     -5.8207E-04   25.60       8.525       41.60       29.26        ACTIVE   0.000       -2.600      0.000
1.000       1.000       8.525       0.000       0.000     DI1_164_167_L_0
  15 D   2.042     -5.2283E-04   28.80       10.21       44.80       30.75          UL-RL  3.0792E+04  -2.800      0.000
1.000       1.000       10.21       0.000       0.000     DI1_164_167_L_0
  16 D   2.690     -4.6673E-04   32.00       13.45       48.00       32.23          UL-RL  3.0792E+04  -3.000      0.000
1.000       1.000       13.45       0.000       0.000     DI1_164_167_L_0
  17 D   3.317     -4.1379E-04   35.20       16.58       51.20       33.70          UL-RL  3.0792E+04  -3.200      0.000
1.000       1.000       16.58       0.000       0.000     DI1_164_167_L_0
  18 D   3.923     -3.6403E-04   38.40       19.61       54.40       35.17          UL-RL  3.0792E+04  -3.400      0.000
1.000       1.000       19.61       0.000       0.000     DI1_164_167_L_0
  19 D   4.508     -3.1742E-04   41.60       22.54       57.60       36.64          UL-RL  3.0792E+04  -3.600      0.000
1.000       1.000       22.54       0.000       0.000     DI1_164_167_L_0
  20 D   5.074     -2.7392E-04   44.80       25.37       60.80       38.11          UL-RL  3.0792E+04  -3.800      0.000
1.000       1.000       25.37       0.000       0.000     DI1_164_167_L_0
  21 D   5.620     -2.3350E-04   48.00       28.10       64.00       39.58          UL-RL  3.0792E+04  -4.000      0.000
1.000       1.000       28.10       0.000       0.000     DI1_164_167_L_0
  22 D   6.147     -1.9610E-04   51.20       30.74       67.20       41.05          UL-RL  3.0792E+04  -4.200      0.000
1.000       1.000       30.74       0.000       0.000     DI1_164_167_L_0
  23 D   6.656     -1.6163E-04   54.40       33.28       70.40       42.52          UL-RL  3.0792E+04  -4.400      0.000
1.000       1.000       33.28       0.000       0.000     DI1_164_167_L_0
  24 D   7.148     -1.3001E-04   57.60       35.74       73.60       43.99          UL-RL  3.0792E+04  -4.600      0.000
1.000       1.000       35.74       0.000       0.000     DI1_164_167_L_0
```

25 D	7.623	-1.0116E-04	60.80	38.11	76.80	45.46	UL-RL	3.0792E+04	-4.800	0.000	
1.000	1.000	38.11	0.000	0.000	DI1_164_167_L_0						
26 D	7.559	-7.4968E-05	64.00	37.79	80.00	46.94	UL-RL	6.5637E+04	-5.000	0.000	
1.000	1.000	37.79	0.000	0.000	DI2_165_168_L_0						
27 D	8.166	-5.1333E-05	67.20	40.83	83.20	48.41	UL-RL	6.5637E+04	-5.200	0.000	
1.000	1.000	40.83	0.000	0.000	DI2_165_168_L_0						
28 D	8.742	-3.0136E-05	70.40	43.71	86.40	49.89	UL-RL	6.5637E+04	-5.400	0.000	
1.000	1.000	43.71	0.000	0.000	DI2_165_168_L_0						
29 D	9.288	-1.1254E-05	73.60	46.44	89.60	51.37	UL-RL	6.5637E+04	-5.600	0.000	
1.000	1.000	46.44	0.000	0.000	DI2_165_168_L_0						
30 D	9.805	5.4414E-06	76.80	49.03	92.80	52.86	UL-RL	6.5637E+04	-5.800	0.000	
1.000	1.000	49.03	0.000	0.000	DI2_165_168_L_0						
31 D	10.30	2.0083E-05	80.00	51.48	96.00	54.34	UL-RL	6.5637E+04	-6.000	0.000	
1.000	1.000	51.48	0.000	0.000	DI2_165_168_L_0						
32 D	10.76	3.2805E-05	83.20	53.81	99.20	55.83	UL-RL	6.5637E+04	-6.200	0.000	
1.000	1.000	53.81	0.000	0.000	DI2_165_168_L_0						
33 D	11.20	4.3742E-05	86.40	56.02	102.4	57.32	UL-RL	6.5637E+04	-6.400	0.000	
1.000	1.000	56.02	0.000	0.000	DI2_165_168_L_0						
34 D	11.63	5.3030E-05	89.60	58.13	105.6	58.81	UL-RL	6.5637E+04	-6.600	0.000	
1.000	1.000	58.13	0.000	0.000	DI2_165_168_L_0						
35 D	12.02	6.0798E-05	92.80	60.10	108.8	60.37	UL-RL	6.5637E+04	-6.800	0.000	
1.000	1.000	60.10	0.000	0.000	DI2_165_168_L_0						
36 D	12.39	6.7177E-05	96.00	61.94	112.0	62.02	UL-RL	6.5637E+04	-7.000	0.000	
1.000	1.000	61.94	0.000	0.000	DI2_165_168_L_0						
37 D	12.73	7.2289E-05	99.20	63.66	115.2	63.71	UL-RL	6.5637E+04	-7.200	0.000	
1.000	1.000	63.66	0.000	0.000	DI2_165_168_L_0						
38 D	13.07	7.6254E-05	102.4	65.34	118.4	65.36	UL-RL	6.5637E+04	-7.400	0.000	
1.000	1.000	65.34	0.000	0.000	DI2_165_168_L_0						
39 D	13.39	7.9186E-05	105.6	66.97	121.6	66.97	V-C	4.1023E+04	-7.600	0.000	
1.000	1.000	66.97	0.000	0.000	DI2_165_168_L_0						
40 D	13.71	8.1193E-05	108.8	68.56	124.8	68.56	V-C	4.1023E+04	-7.800	0.000	
1.000	1.000	68.56	0.000	0.000	DI2_165_168_L_0						
41 D	14.02	8.2376E-05	112.0	70.12	128.0	70.12	V-C	4.1023E+04	-8.000	0.000	
1.000	1.000	70.12	0.000	0.000	DI2_165_168_L_0						
42 D	14.33	8.2831E-05	115.2	71.65	131.2	71.65	V-C	4.1023E+04	-8.200	0.000	
1.000	1.000	71.65	0.000	0.000	DI2_165_168_L_0						
43 D	14.63	8.2647E-05	118.4	73.16	134.4	73.16	V-C	4.1023E+04	-8.400	0.000	
1.000	1.000	73.16	0.000	0.000	DI2_165_168_L_0						
44 D	14.93	8.1906E-05	121.6	74.65	137.6	74.65	V-C	4.1023E+04	-8.600	0.000	
1.000	1.000	74.65	0.000	0.000	DI2_165_168_L_0						
45 D	15.22	8.0685E-05	124.8	76.11	140.8	76.11	V-C	4.1023E+04	-8.800	0.000	
1.000	1.000	76.11	0.000	0.000	DI2_165_168_L_0						
46 D	15.51	7.9052E-05	128.0	77.57	144.0	77.57	V-C	4.1023E+04	-9.000	0.000	
1.000	1.000	77.57	0.000	0.000	DI2_165_168_L_0						
47 D	15.80	7.7072E-05	131.2	79.01	147.2	79.01	V-C	4.1023E+04	-9.200	0.000	
1.000	1.000	79.01	0.000	0.000	DI2_165_168_L_0						
48 D	16.09	7.4800E-05	134.4	80.44	150.4	80.44	V-C	4.1023E+04	-9.400	0.000	
1.000	1.000	80.44	0.000	0.000	DI2_165_168_L_0						
49 D	16.37	7.2290E-05	137.6	81.86	153.6	81.86	V-C	4.1023E+04	-9.600	0.000	
1.000	1.000	81.86	0.000	0.000	DI2_165_168_L_0						
50 D	16.66	6.9585E-05	140.8	83.28	156.8	83.28	V-C	4.1023E+04	-9.800	0.000	
1.000	1.000	83.28	0.000	0.000	DI2_165_168_L_0						
51 D	16.94	6.6726E-05	144.0	84.69	160.0	84.69	V-C	4.1023E+04	-10.00	0.000	
1.000	1.000	84.69	0.000	0.000	DI2_165_168_L_0						
52 D	17.22	6.3747E-05	147.2	86.10	163.2	86.10	V-C	4.1023E+04	-10.20	0.000	
1.000	1.000	86.10	0.000	0.000	DI2_165_168_L_0						
53 D	17.49	6.0679E-05	150.4	87.46	166.4	87.58	UL-RL	6.5637E+04	-10.40	0.000	
1.000	1.000	87.46	0.000	0.000	DI2_165_168_L_0						
54 D	17.76	5.7546E-05	153.6	88.79	169.6	89.11	UL-RL	6.5637E+04	-10.60	0.000	
1.000	1.000	88.79	0.000	0.000	DI2_165_168_L_0						
55 D	18.02	5.4370E-05	156.8	90.12	172.8	90.64	UL-RL	6.5637E+04	-10.80	0.000	
1.000	1.000	90.12	0.000	0.000	DI2_165_168_L_0						
56 D	18.29	5.1167E-05	160.0	91.44	176.0	92.18	UL-RL	6.5637E+04	-11.00	0.000	
1.000	1.000	91.44	0.000	0.000	DI2_165_168_L_0						
57 D	18.55	4.7951E-05	163.2	92.77	179.2	93.72	UL-RL	6.5637E+04	-11.20	0.000	
1.000	1.000	92.77	0.000	0.000	DI2_165_168_L_0						
58 D	18.82	4.4731E-05	166.4	94.10	182.4	95.25	UL-RL	6.5637E+04	-11.40	0.000	
1.000	1.000	94.10	0.000	0.000	DI2_165_168_L_0						
59 D	19.09	4.1516E-05	169.6	95.43	185.6	96.79	UL-RL	6.5637E+04	-11.60	0.000	
1.000	1.000	95.43	0.000	0.000	DI2_165_168_L_0						
60 D	19.35	3.8309E-05	172.8	96.76	188.8	98.33	UL-RL	6.5637E+04	-11.80	0.000	
1.000	1.000	96.76	0.000	0.000	DI2_165_168_L_0						
61 D	19.62	3.5113E-05	176.0	98.09	192.0	99.88	UL-RL	6.5637E+04	-12.00	0.000	
1.000	1.000	98.09	0.000	0.000	DI2_165_168_L_0						

```
  62 D   19.89      3.1930E-05   179.2       99.43       195.2       101.4          UL-RL  6.5637E+04  -12.20       0.000
1.000       1.000       99.43       0.000       0.000     DI2_165_168_L_0
  63 D   20.15      2.8759E-05   182.4       100.8       198.4       103.0          UL-RL  6.5637E+04  -12.40       0.000
1.000       1.000       100.8       0.000       0.000     DI2_165_168_L_0
  64 D   20.42      2.5598E-05   185.6       102.1       201.6       104.5          UL-RL  6.5637E+04  -12.60       0.000
1.000       1.000       102.1       0.000       0.000     DI2_165_168_L_0
  65 D   20.69      2.2445E-05   188.8       103.4       204.8       106.1          UL-RL  6.5637E+04  -12.80       0.000
1.000       1.000       103.4       0.000       0.000     DI2_165_168_L_0
  66 D   20.96      1.9298E-05   192.0       104.8       208.0       107.6          UL-RL  6.5637E+04  -13.00       0.000
1.000       1.000       104.8       0.000       0.000     DI2_165_168_L_0
  67 D   21.23      1.6155E-05   195.2       106.1       211.2       109.2          UL-RL  6.5637E+04  -13.20       0.000
1.000       1.000       106.1       0.000       0.000     DI2_165_168_L_0
  68 D   16.12      1.3013E-05   198.4       107.5       214.4       110.7          UL-RL  6.5637E+04  -13.40       0.000
1.000       1.000       107.5       0.000       0.000     DI2_165_168_L_0
  69 D   5.408      1.1442E-05   200.0       108.2       216.0       111.5          UL-RL  6.5637E+04  -13.50       0.000
1.000       1.000       108.2       0.000       0.000     DI2_165_168_L_0
```

```
+-----------------------------------------------------------------------------------------------------------------------+
|                  PARATIEPLUS(TM)   NLS ENGINE RELEASE  2018.0    FULL VERSION  *Build date:Nov 13, 2017*              |
|                                                                                                                       |
|                                      NewProject.BaseDesignSection_28.Nominal_63                                       |
|                                 Exe Time : 4 September 2018 18:06:08                                                  |
+-----------------------------------------------------------------------------------------------------------------------+
New Project


S T R E S S   R E S U L T S   F O R   G R O U P   N O.   3

WallElement_33                                                  :
ELEMENT TYPE    2 NO.OF ELEMENTS. IN THIS GROUP   68
C U R R E N T   T I M E   I S     3.0000

 WALL2D ELEMENT

   EL      TA          TB          MA          MB
-----------------------------------------------------
    1 -119.94      119.94     3.08169E-11 -23.988
    2 -117.16      117.16      23.988     -47.419
    3 -111.46      111.46      47.419     -69.711
    4 -102.67      102.67      69.711     -90.245
    5 -92.727      92.727      90.245     -108.79
    6 -82.817      82.817      108.79     -125.35
    7 -73.193      73.193      125.35     -139.99
    8 -63.876      63.876      139.99     -152.77
    9 -54.875      54.875      152.77     -163.74
   10 -46.191      46.191      163.74     -172.98
   11 -37.819      37.819      172.98     -180.54
   12 -29.748      29.748      180.54     -186.49
   13 -21.965      21.965      186.49     -190.89
   14 -14.457      14.457      190.89     -193.78
   15 -7.3306      7.3306      193.78     -195.24
   16-0.88082     0.88082      195.24     -195.42
   17  4.9312     -4.9312      195.42     -194.43
   18  10.144     -10.144      194.43     -192.41
   19  14.797     -14.797      192.41     -189.45
   20  18.926     -18.926      189.45     -185.66
   21  22.570     -22.570      185.66     -181.15
   22  25.764     -25.764      181.15     -175.99
   23  28.544     -28.544      175.99     -170.29
   24  30.944     -30.944      170.29     -164.10
   25  32.998     -32.998      164.10     -157.50
   26  35.870     -35.870      157.50     -150.32
   27  38.100     -38.100      150.32     -142.70
   28  39.756     -39.756      142.70     -134.75
   29  40.900     -40.900      134.75     -126.57
   30  41.545     -41.545      126.57     -118.26
   31  41.671     -41.671      118.26     -109.93
   32  41.345     -41.345      109.93     -101.66
   33  40.631     -40.631      101.66     -93.534
   34  39.587     -39.587      93.534     -85.616
   35  38.274     -38.274      85.616     -77.962
   36  36.747     -36.747      77.962     -70.612
   37  35.063     -35.063      70.612     -63.600
   38  33.258     -33.258      63.600     -56.948
   39  31.362     -31.362      56.948     -50.676
   40  29.406     -29.406      50.676     -44.795
   41  27.412     -27.412      44.795     -39.312
   42  25.405     -25.405      39.312     -34.231
   43  23.402     -23.402      34.231     -29.551
   44  21.422     -21.422      29.551     -25.266
   45  19.479     -19.479      25.266     -21.370
   46  17.585     -17.585      21.370     -17.853
   47  15.751     -15.751      17.853     -14.703
   48  13.986     -13.986      14.703     -11.906
   49  12.297     -12.297      11.906     -9.4466
   50  10.690     -10.690      9.4466     -7.3085
   51  9.1703     -9.1703      7.3085     -5.4744
   52  7.7348     -7.7348      5.4744     -3.9275
```

53	6.4074	-6.4074	3.9275	-2.6461
54	5.1905	-5.1905	2.6461	-1.6080
55	4.0856	-4.0856	1.6080	-0.79083
56	3.0938	-3.0938	0.79083	-0.17208
57	2.2154	-2.2154	0.17208	0.27100
58	1.4506	-1.4506	-0.27100	0.56112
59	0.79928	-0.79928	-0.56112	0.72097
60	0.26115	-0.26115	-0.72097	0.77320
61	-0.16420	0.16420	-0.77320	0.74036
62	-0.47719	0.47719	-0.74036	0.64493
63	-0.67823	0.67823	-0.64493	0.50928
64	-0.76767	0.76767	-0.50928	0.35575
65	-0.74580	0.74580	-0.35575	0.20659
66	-0.61281	0.61281	-0.20659	8.40256E-02
67	-0.36882	0.36882	-8.40256E-02	1.02618E-02
68	-0.10261	0.10261	-1.02618E-02	9.34031E-13

```
+-----------------------------------------------------------------------------------------------------------------------+
|                  PARATIEPLUS(TM)   NLS ENGINE RELEASE  2018.0    FULL VERSION  *Build date:Nov 13, 2017*              |
|                                                                                                                       |
|                                     NewProject.BaseDesignSection_28.Nominal_63                                        |
|                                  Exe Time : 4 September 2018 18:06:08                                                 |
+-----------------------------------------------------------------------------------------------------------------------+
New Project


S T R E S S   R E S U L T S   F O R   G R O U P   N O.   4

Tieback_175                                                :
ELEMENT TYPE    6 NO.OF ELEMENTS. IN THIS GROUP    1
C U R R E N T   T I M E   I S      3.0000

 POST-TENSION 2D-BOUNDARY ELEMENT

         EL    FORCE          d0          EDISPL     pl. eps          K     -ve limit   +ve limit
-------------------------------------------------------------------------------------------------------
 ANCHOR    1   138.50     -1.49175E-03 -1.49175E-03   0.0000       0.0000       0.0000       0.0000     BORN NOW JUST
ACTIVATED

 ITER     0 RNORM = 0.000     RMNORM= 0.000
             RINORM=0.2567E+06 RIMNOR=0.1617E+07
             RENORM= 5418.     REMNOR=0.1192E-19 RATIO =0.1453     TOLER =0.1000E-03  NOT CONVERGED
             RFMAX = 119.9     RMMAX = 195.4
             RTSMAL=0.1000E-02 RMSMAL=0.1000E-02
             RDT   =0.2567E+06 RDR   =0.1617E+07
             RATIOT=0.1453     RATIOR= 0.000
             MAX UN= 15.51     IEQ=    91 NODE     46 DOF   1  Y-DISPL.F
             MIN UN=-.4992E-09 IEQ=     9 NODE      5 DOF   1  Y-DISPL.F
             NO. OF CONTACT CONSTRAINT VIOLATIONS     0


 ITER     2 RNORM = 0.000     RMNORM= 0.000
             RINORM=0.2567E+06 RIMNOR=0.1617E+07
             RENORM= 614.2     REMNOR=0.1345E-17 RATIO =0.4891E-01 TOLER =0.1000E-03  NOT CONVERGED
             RFMAX = 119.9     RMMAX = 195.4
             RTSMAL=0.1000E-02 RMSMAL=0.1000E-02
             RDT   =0.2567E+06 RDR   =0.1617E+07
             RATIOT=0.4891E-01 RATIOR= 0.000
             MAX UN= 10.08     IEQ=    93 NODE     47 DOF   1  Y-DISPL.F
             MIN UN=-.2989E-08 IEQ=    27 NODE     14 DOF   1  Y-DISPL.F
             NO. OF CONTACT CONSTRAINT VIOLATIONS     0


 ITER     3 RNORM = 0.000     RMNORM= 0.000
             RINORM=0.2567E+06 RIMNOR=0.1617E+07
             RENORM= 65.25     REMNOR=0.7657E-18 RATIO =0.1594E-01 TOLER =0.1000E-03  NOT CONVERGED
             RFMAX = 119.9     RMMAX = 195.4
             RTSMAL=0.1000E-02 RMSMAL=0.1000E-02
             RDT   =0.2567E+06 RDR   =0.1617E+07
             RATIOT=0.1594E-01 RATIOR= 0.000
             MAX UN= 3.210     IEQ=    99 NODE     50 DOF   1  Y-DISPL.F
             MIN UN=-.3042E-08 IEQ=    23 NODE     12 DOF   1  Y-DISPL.F
             NO. OF CONTACT CONSTRAINT VIOLATIONS     0


 ITER     4 RNORM = 0.000     RMNORM= 0.000
             RINORM=0.2567E+06 RIMNOR=0.1617E+07
             RENORM= 2.054     REMNOR=0.6938E-18 RATIO =0.2829E-02 TOLER =0.1000E-03  NOT CONVERGED
             RFMAX = 119.9     RMMAX = 195.4
             RTSMAL=0.1000E-02 RMSMAL=0.1000E-02
             RDT   =0.2567E+06 RDR   =0.1617E+07
             RATIOT=0.2829E-02 RATIOR= 0.000
             MAX UN=0.9728     IEQ=    29 NODE     15 DOF   1  Y-DISPL.F
             MIN UN=-.5496E-08 IEQ=   135 NODE     68 DOF   1  Y-DISPL.F
             NO. OF CONTACT CONSTRAINT VIOLATIONS     0


 ITER     5 RNORM = 0.000     RMNORM= 0.000
```

```
RINORM=0.2567E+06 RIMNOR=0.1617E+07
RENORM=0.3700E-04 REMNOR=0.4181E-18 RATIO =0.1200E-04 TOLER =0.1000E-03      CONVERGED !
RFMAX = 119.9     RMMAX = 195.4
RTSMAL=0.1000E-02 RMSMAL=0.1000E-02
RDT   =0.2567E+06 RDR   =0.1617E+07
RATIOT=0.1200E-04 RATIOR= 0.000
MAX UN=0.6083E-02 IEQ=   115 NODE     58 DOF   1  Y-DISPL.F
MIN UN=-.4596E-08 IEQ=    77 NODE     39 DOF   1  Y-DISPL.F
NO. OF CONTACT CONSTRAINT VIOLATIONS     0
```

```
+-------------------------------------------------------------------------------------------------------------------------+
|                   PARATIEPLUS(TM)   NLS ENGINE RELEASE  2018.0    FULL VERSION  *Build date:Nov 13, 2017*              |
|                                                                                                                         |
|                                      NewProject.BaseDesignSection_28.Nominal_63                                         |
|                                  Exe Time : 4 September 2018 18:06:08                                                   |
+-------------------------------------------------------------------------------------------------------------------------+
New Project
SOLUTION REACHED USING     5 ITERATIONS ON   40

P R I N T   O U T   F O R   T I M E   S T E P    4     ( AT TIME   4.000     )

PRINT OUT OF ACTIVE COMPONENTS (FIXED NODES ARE NOT PRINTED OUT)

          Y-DISPL.F        X-ROT. F
            (02)             (04)           (
    1   1.2382518E-03   7.4558434E-04
    2   1.3873021E-03   7.4458595E-04
    3   1.5359532E-03   7.4159254E-04
    4   1.6838065E-03   7.3660944E-04
    5   1.8304663E-03   7.2966649E-04
    6   1.9755465E-03   7.2082457E-04
    7   2.1186740E-03   7.1015175E-04
    8   2.2594895E-03   6.9771337E-04
    9   2.3976458E-03   6.8357157E-04
   10   2.5328084E-03   6.6778499E-04
   11   2.6646539E-03   6.5040878E-04
   12   2.7928694E-03   6.3149458E-04
   13   2.9171524E-03   6.1109073E-04
   14   3.0372096E-03   5.8924514E-04
   15   3.1527577E-03   5.6600887E-04
   16   3.2635241E-03   5.4143703E-04
   17   3.3692479E-03   5.1558848E-04
   18   3.4696791E-03   4.8852640E-04
   19   3.5645820E-03   4.6031722E-04
   20   3.6537342E-03   4.3103114E-04
   21   3.7369272E-03   4.0074232E-04
   22   3.8139690E-03   3.6952818E-04
   23   3.8846823E-03   3.3747037E-04
   24   3.9489066E-03   3.0465394E-04
   25   4.0064992E-03   2.7116751E-04
   26   4.0573351E-03   2.3710339E-04
   27   4.1013077E-03   2.0255040E-04
   28   4.1383281E-03   1.6759292E-04
   29   4.1683238E-03   1.3231900E-04
   30   4.1912406E-03   9.6819631E-05
   31   4.2070429E-03   6.1189035E-05
   32   4.2157140E-03   2.5524810E-05
   33   4.2172572E-03  -1.0072781E-05
   34   4.2116962E-03  -4.5499742E-05
   35   4.1990758E-03  -8.0649151E-05
   36   4.1794624E-03  -1.1541098E-04
   37   4.1529450E-03  -1.4967184E-04
   38   4.1196349E-03  -1.8331571E-04
   39   4.0796678E-03  -2.1622284E-04
   40   4.0332031E-03  -2.4827058E-04
   41   3.9804252E-03  -2.7933319E-04
   42   3.9215441E-03  -3.0928175E-04
   43   3.8567956E-03  -3.3798419E-04
   44   3.7864425E-03  -3.6530528E-04
   45   3.7107752E-03  -3.9110652E-04
   46   3.6301110E-03  -4.1524669E-04
   47   3.5447969E-03  -4.3758111E-04
   48   3.4552065E-03  -4.5799623E-04
   49   3.3617301E-03  -4.7643636E-04
   50   3.2647645E-03  -4.9289616E-04
   51   3.1647011E-03  -5.0742107E-04
   52   3.0619161E-03  -5.2010706E-04
   53   2.9567752E-03  -5.3108046E-04
   54   2.8495943E-03  -5.4047629E-04
   55   2.7406810E-03  -5.4842659E-04
   56   2.6303113E-03  -5.5506282E-04
```

57	2.5187348E-03	-5.6051507E-04
58	2.4061756E-03	-5.6491183E-04
59	2.2928320E-03	-5.6837987E-04
60	2.1788773E-03	-5.7104296E-04
61	2.0644605E-03	-5.7302052E-04
62	1.9497071E-03	-5.7442752E-04
63	1.8347202E-03	-5.7537445E-04
64	1.7195810E-03	-5.7596725E-04
65	1.6043503E-03	-5.7630428E-04
66	1.4890706E-03	-5.7647062E-04
67	1.3737689E-03	-5.7653527E-04
68	1.2584598E-03	-5.7655106E-04
69	1.2007989E-03	-5.7655170E-04

```
+-------------------------------------------------------------------------------------------------------------------------------+
|                   PARATIEPLUS(TM)   NLS ENGINE RELEASE  2018.0    FULL VERSION  *Build date:Nov 13, 2017*                    |
|                                                                                                                               |
|                                      NewProject.BaseDesignSection_28.Nominal_63                                               |
|                                   Exe Time : 4 September 2018 18:06:08                                                        |
+-------------------------------------------------------------------------------------------------------------------------------+
New Project


S T R E S S   R E S U L T S   F O R   G R O U P   N O.   1

0_L                                                          :
ELEMENT TYPE    5 NO.OF ELEMENTS. IN THIS GROUP   69
C U R R E N T   T I M E   I S      4.0000

 HARDENING 2D SOIL ELEMENT

 ****** TOTAL STRESS FORMULATION *****

  EL *   FORCE     DISPL-Y  VERTICAL-P  HORIZON.-P     MAX-V-P     MAX-H-P           STATE   STIFFNESS Z-LEVEL      PORE
E FACTOR    UFACTOR       Peq          Su_a         Su_p     LAYER
 ------------------------------------------------------------------------------------------------------------------------------
-------------------------------------------------------------------------------------------
   1 D  3.6238E-04 -1.2383E-03  1.0882E-02  3.6238E-03  1.0882E-02  0.7420          ACTIVE   0.000       0.000       0.000
1.000       1.000      3.6238E-03   0.000       0.000     DI1_164_167_L_0
   2 D  0.2162     -1.3873E-03   3.246       1.081       3.246       13.92          ACTIVE   0.000     -0.2000       0.000
1.000       1.000       1.081       0.000       0.000     DI1_164_167_L_0
   3 D  0.4424     -1.5360E-03   6.643       2.212       6.643       28.49          ACTIVE   0.000     -0.4000       0.000
1.000       1.000       2.212       0.000       0.000     DI1_164_167_L_0
   4 D   3.234     -1.6838E-03   10.25       16.17       10.25       43.96           UL-RL   9238.     -0.6000       0.000
1.000       1.000       16.17       0.000       0.000     DI1_164_167_L_0
   5 D   4.267     -1.8305E-03   14.01       21.34       14.01       49.70           UL-RL   9238.     -0.8000       0.000
1.000       1.000       21.34       0.000       0.000     DI1_164_167_L_0
   6 D   4.120     -1.9755E-03   17.84       20.60       17.84       49.55           UL-RL   9238.      -1.000       0.000
1.000       1.000       20.60       0.000       0.000     DI1_164_167_L_0
   7 D   3.933     -2.1187E-03   21.67       19.66       21.67       49.19           UL-RL   9238.      -1.200       0.000
1.000       1.000       19.66       0.000       0.000     DI1_164_167_L_0
   8 D   3.723     -2.2595E-03   25.73       18.62       25.73       48.72           UL-RL   9238.      -1.400       0.000
1.000       1.000       18.62       0.000       0.000     DI1_164_167_L_0
   9 D   3.505     -2.3976E-03   30.08       17.53       30.08       48.20           UL-RL   9238.      -1.600       0.000
1.000       1.000       17.53       0.000       0.000     DI1_164_167_L_0
  10 D   3.288     -2.5328E-03   34.22       16.44       34.22       47.68           UL-RL   9238.      -1.800       0.000
1.000       1.000       16.44       0.000       0.000     DI1_164_167_L_0
  11 D   3.078     -2.6647E-03   38.20       15.39       38.20       47.19           UL-RL   9238.      -2.000       0.000
1.000       1.000       15.39       0.000       0.000     DI1_164_167_L_0
  12 D   2.879     -2.7929E-03   41.58       14.39       41.58       46.75           UL-RL   9238.      -2.200       0.000
1.000       1.000       14.39       0.000       0.000     DI1_164_167_L_0
  13 D   3.023     -2.9172E-03   45.39       15.12       45.39       46.37          ACTIVE   0.000      -2.400       0.000
1.000       1.000       15.12       0.000       0.000     DI1_164_167_L_0
  14 D   3.272     -3.0372E-03   49.13       16.36       49.13       46.07          ACTIVE   0.000      -2.600       0.000
1.000       1.000       16.36       0.000       0.000     DI1_164_167_L_0
  15 D   3.516     -3.1528E-03   52.79       17.58       52.79       45.84          ACTIVE   0.000      -2.800       0.000
1.000       1.000       17.58       0.000       0.000     DI1_164_167_L_0
  16 D   3.757     -3.2635E-03   56.41       18.78       56.41       45.70          ACTIVE   0.000      -3.000       0.000
1.000       1.000       18.78       0.000       0.000     DI1_164_167_L_0
  17 D   3.994     -3.3692E-03   59.97       19.97       59.97       45.64          ACTIVE   0.000      -3.200       0.000
1.000       1.000       19.97       0.000       0.000     DI1_164_167_L_0
  18 D   4.208     -3.4697E-03   63.19       21.04       63.19       45.68          ACTIVE   0.000      -3.400       0.000
1.000       1.000       21.04       0.000       0.000     DI1_164_167_L_0
  19 D   4.443     -3.5646E-03   66.71       22.21       66.71       45.80          ACTIVE   0.000      -3.600       0.000
1.000       1.000       22.21       0.000       0.000     DI1_164_167_L_0
  20 D   4.675     -3.6537E-03   70.19       23.37       70.19       46.02          ACTIVE   0.000      -3.800       0.000
1.000       1.000       23.37       0.000       0.000     DI1_164_167_L_0
  21 D   4.906     -3.7369E-03   73.66       24.53       73.66       46.32          ACTIVE   0.000      -4.000       0.000
1.000       1.000       24.53       0.000       0.000     DI1_164_167_L_0
  22 D   5.135     -3.8140E-03   77.10       25.67       77.10       46.71          ACTIVE   0.000      -4.200       0.000
1.000       1.000       25.67       0.000       0.000     DI1_164_167_L_0
  23 D   5.346     -3.8847E-03   80.28       26.73       80.28       47.18          ACTIVE   0.000      -4.400       0.000
1.000       1.000       26.73       0.000       0.000     DI1_164_167_L_0
  24 D   5.574     -3.9489E-03   83.70       27.87       83.70       47.74          ACTIVE   0.000      -4.600       0.000
1.000       1.000       27.87       0.000       0.000     DI1_164_167_L_0
```

25 D	5.801	-4.0065E-03	87.10	29.00	87.10	48.38	ACTIVE	0.000	-4.800	0.000
1.000	1.000	29.00	0.000	0.000	DI1_164_167_L_0					
26 D	5.121	-4.0573E-03	90.49	25.61	90.49	52.15	ACTIVE	0.000	-5.000	0.000
1.000	1.000	25.61	0.000	0.000	DI2_165_168_L_0					
27 D	5.321	-4.1013E-03	93.86	26.60	93.86	51.99	ACTIVE	0.000	-5.200	0.000
1.000	1.000	26.60	0.000	0.000	DI2_165_168_L_0					
28 D	5.507	-4.1383E-03	97.03	27.54	97.03	51.99	ACTIVE	0.000	-5.400	0.000
1.000	1.000	27.54	0.000	0.000	DI2_165_168_L_0					
29 D	5.706	-4.1683E-03	100.4	28.53	100.4	52.16	ACTIVE	0.000	-5.600	0.000
1.000	1.000	28.53	0.000	0.000	DI2_165_168_L_0					
30 D	5.904	-4.1912E-03	103.7	29.52	103.7	52.86	ACTIVE	0.000	-5.800	0.000
1.000	1.000	29.52	0.000	0.000	DI2_165_168_L_0					
31 D	6.101	-4.2070E-03	107.1	30.51	107.1	54.34	ACTIVE	0.000	-6.000	0.000
1.000	1.000	30.51	0.000	0.000	DI2_165_168_L_0					
32 D	6.298	-4.2157E-03	110.4	31.49	110.4	55.83	ACTIVE	0.000	-6.200	0.000
1.000	1.000	31.49	0.000	0.000	DI2_165_168_L_0					
33 D	6.495	-4.2173E-03	113.8	32.47	113.8	57.32	ACTIVE	0.000	-6.400	0.000
1.000	1.000	32.47	0.000	0.000	DI2_165_168_L_0					
34 D	6.681	-4.2117E-03	116.9	33.41	116.9	58.81	ACTIVE	0.000	-6.600	0.000
1.000	1.000	33.41	0.000	0.000	DI2_165_168_L_0					
35 D	6.877	-4.1991E-03	120.2	34.39	120.2	60.31	ACTIVE	0.000	-6.800	0.000
1.000	1.000	34.39	0.000	0.000	DI2_165_168_L_0					
36 D	7.073	-4.1795E-03	123.6	35.37	123.6	61.81	ACTIVE	0.000	-7.000	0.000
1.000	1.000	35.37	0.000	0.000	DI2_165_168_L_0					
37 D	7.269	-4.1529E-03	126.9	36.34	126.9	63.31	ACTIVE	0.000	-7.200	0.000
1.000	1.000	36.34	0.000	0.000	DI2_165_168_L_0					
38 D	7.464	-4.1196E-03	130.2	37.32	130.2	64.81	ACTIVE	0.000	-7.400	0.000
1.000	1.000	37.32	0.000	0.000	DI2_165_168_L_0					
39 D	7.650	-4.0797E-03	133.3	38.25	133.3	66.31	ACTIVE	0.000	-7.600	0.000
1.000	1.000	38.25	0.000	0.000	DI2_165_168_L_0					
40 D	7.845	-4.0332E-03	136.7	39.23	136.7	67.82	ACTIVE	0.000	-7.800	0.000
1.000	1.000	39.23	0.000	0.000	DI2_165_168_L_0					
41 D	8.040	-3.9804E-03	140.0	40.20	140.0	69.33	ACTIVE	0.000	-8.000	0.000
1.000	1.000	40.20	0.000	0.000	DI2_165_168_L_0					
42 D	8.235	-3.9215E-03	143.3	41.17	143.3	70.84	ACTIVE	0.000	-8.200	0.000
1.000	1.000	41.17	0.000	0.000	DI2_165_168_L_0					
43 D	8.429	-3.8568E-03	146.5	42.14	146.5	72.35	ACTIVE	0.000	-8.400	0.000
1.000	1.000	42.14	0.000	0.000	DI2_165_168_L_0					
44 D	8.623	-3.7864E-03	149.8	43.12	149.8	73.86	ACTIVE	0.000	-8.600	0.000
1.000	1.000	43.12	0.000	0.000	DI2_165_168_L_0					
45 D	8.810	-3.7108E-03	153.0	44.05	153.0	75.38	ACTIVE	0.000	-8.800	0.000
1.000	1.000	44.05	0.000	0.000	DI2_165_168_L_0					
46 D	9.004	-3.6301E-03	156.3	45.02	156.3	76.90	ACTIVE	0.000	-9.000	0.000
1.000	1.000	45.02	0.000	0.000	DI2_165_168_L_0					
47 D	9.198	-3.5448E-03	159.6	45.99	159.6	78.42	ACTIVE	0.000	-9.200	0.000
1.000	1.000	45.99	0.000	0.000	DI2_165_168_L_0					
48 D	9.391	-3.4552E-03	162.9	46.96	162.9	79.94	ACTIVE	0.000	-9.400	0.000
1.000	1.000	46.96	0.000	0.000	DI2_165_168_L_0					
49 D	9.585	-3.3617E-03	166.1	47.92	166.1	81.46	ACTIVE	0.000	-9.600	0.000
1.000	1.000	47.92	0.000	0.000	DI2_165_168_L_0					
50 D	9.772	-3.2648E-03	169.3	48.86	169.3	82.99	ACTIVE	0.000	-9.800	0.000
1.000	1.000	48.86	0.000	0.000	DI2_165_168_L_0					
51 D	9.965	-3.1647E-03	172.6	49.82	172.6	84.52	ACTIVE	0.000	-10.00	0.000
1.000	1.000	49.82	0.000	0.000	DI2_165_168_L_0					
52 D	10.16	-3.0619E-03	175.9	50.79	175.9	86.05	ACTIVE	0.000	-10.20	0.000
1.000	1.000	50.79	0.000	0.000	DI2_165_168_L_0					
53 D	10.35	-2.9568E-03	179.1	51.76	179.1	87.58	ACTIVE	0.000	-10.40	0.000
1.000	1.000	51.76	0.000	0.000	DI2_165_168_L_0					
54 D	10.54	-2.8496E-03	182.4	52.72	182.4	89.11	ACTIVE	0.000	-10.60	0.000
1.000	1.000	52.72	0.000	0.000	DI2_165_168_L_0					
55 D	10.74	-2.7407E-03	185.7	53.69	185.7	90.64	ACTIVE	0.000	-10.80	0.000
1.000	1.000	53.69	0.000	0.000	DI2_165_168_L_0					
56 D	10.92	-2.6303E-03	188.8	54.62	188.8	92.18	ACTIVE	0.000	-11.00	0.000
1.000	1.000	54.62	0.000	0.000	DI2_165_168_L_0					
57 D	11.12	-2.5187E-03	192.1	55.59	192.1	93.72	ACTIVE	0.000	-11.20	0.000
1.000	1.000	55.59	0.000	0.000	DI2_165_168_L_0					
58 D	11.31	-2.4062E-03	195.4	56.55	195.4	95.25	ACTIVE	0.000	-11.40	0.000
1.000	1.000	56.55	0.000	0.000	DI2_165_168_L_0					
59 D	11.50	-2.2928E-03	198.6	57.51	198.6	96.79	ACTIVE	0.000	-11.60	0.000
1.000	1.000	57.51	0.000	0.000	DI2_165_168_L_0					
60 D	11.70	-2.1789E-03	201.9	58.48	201.9	98.33	ACTIVE	0.000	-11.80	0.000
1.000	1.000	58.48	0.000	0.000	DI2_165_168_L_0					
61 D	11.88	-2.0645E-03	205.1	59.41	205.1	99.88	ACTIVE	0.000	-12.00	0.000
1.000	1.000	59.41	0.000	0.000	DI2_165_168_L_0					

```
  62 D   12.06     -1.9497E-03   208.2       60.32       208.2       101.4          ACTIVE   0.000      -12.20       0.000
1.000       1.000       60.32       0.000       0.000     DI2_165_168_L_0
  63 D   12.25     -1.8347E-03   211.2       61.23       211.2       103.0          ACTIVE   0.000      -12.40       0.000
1.000       1.000       61.23       0.000       0.000     DI2_165_168_L_0
  64 D   12.79     -1.7196E-03   214.3       63.94       214.3       104.5           UL-RL  2.2265E+04  -12.60       0.000
1.000       1.000       63.94       0.000       0.000     DI2_165_168_L_0
  65 D   13.67     -1.6044E-03   217.4       68.34       217.4       106.1           UL-RL  2.2265E+04  -12.80       0.000
1.000       1.000       68.34       0.000       0.000     DI2_165_168_L_0
  66 D   14.55     -1.4891E-03   220.5       72.73       220.5       107.6           UL-RL  2.2265E+04  -13.00       0.000
1.000       1.000       72.73       0.000       0.000     DI2_165_168_L_0
  67 D   15.43     -1.3738E-03   223.6       77.13       223.6       109.2           UL-RL  2.2265E+04  -13.20       0.000
1.000       1.000       77.13       0.000       0.000     DI2_165_168_L_0
  68 D   12.23     -1.2585E-03   226.7       81.53       226.7       110.7           UL-RL  2.2265E+04  -13.40       0.000
1.000       1.000       81.53       0.000       0.000     DI2_165_168_L_0
  69 D   4.186     -1.2008E-03   228.3       83.73       228.3       111.5           UL-RL  2.2265E+04  -13.50       0.000
1.000       1.000       83.73       0.000       0.000     DI2_165_168_L_0
```

```
+-----------------------------------------------------------------------------------------------------------------------+
|                  PARATIEPLUS(TM)   NLS ENGINE RELEASE  2018.0    FULL VERSION  *Build date:Nov 13, 2017*              |
|                                                                                                                       |
|                                      NewProject.BaseDesignSection_28.Nominal_63                                       |
|                                 Exe Time : 4 September 2018 18:06:08                                                  |
+-----------------------------------------------------------------------------------------------------------------------+
New Project


S T R E S S   R E S U L T S   F O R   G R O U P   N O.   2

0_R                                                                :
ELEMENT TYPE    5 NO.OF ELEMENTS. IN THIS GROUP   69
C U R R E N T   T I M E   I S     4.0000

 HARDENING 2D SOIL ELEMENT

 ****** TOTAL STRESS FORMULATION *****

 EL *   FORCE     DISPL-Y  VERTICAL-P  HORIZON.-P     MAX-V-P     MAX-H-P          STATE   STIFFNESS Z-LEVEL      PORE
E FACTOR    UFACTOR       Peq          Su_a        Su_p     LAYER
 ---------------------------------------------------------------------------------------------------------------------------
-----------------------------------------------------------------------------------------------
   1     0.000         --          --          --          --          --          REMOVED     --        0.000       0.000
1.000       1.000       0.000       0.000       0.000     not available
   2     0.000         --          --          --          --          --          REMOVED     --      -0.2000       0.000
1.000       1.000       0.000       0.000       0.000     not available
   3     0.000         --          --          --          --          --          REMOVED     --      -0.4000       0.000
1.000       1.000       0.000       0.000       0.000     not available
   4     0.000         --          --          --          --          --          REMOVED     --      -0.6000       0.000
1.000       1.000       0.000       0.000       0.000     not available
   5     0.000         --          --          --          --          --          REMOVED     --      -0.8000       0.000
1.000       1.000       0.000       0.000       0.000     not available
   6     0.000         --          --          --          --          --          REMOVED     --       -1.000       0.000
1.000       1.000       0.000       0.000       0.000     not available
   7     0.000         --          --          --          --          --          REMOVED     --       -1.200       0.000
1.000       1.000       0.000       0.000       0.000     not available
   8     0.000         --          --          --          --          --          REMOVED     --       -1.400       0.000
1.000       1.000       0.000       0.000       0.000     not available
   9     0.000         --          --          --          --          --          REMOVED     --       -1.600       0.000
1.000       1.000       0.000       0.000       0.000     not available
  10     0.000         --          --          --          --          --          REMOVED     --       -1.800       0.000
1.000       1.000       0.000       0.000       0.000     not available
  11     0.000         --          --          --          --          --          REMOVED     --       -2.000       0.000
1.000       1.000       0.000       0.000       0.000     not available
  12     0.000         --          --          --          --          --          REMOVED     --       -2.200       0.000
1.000       1.000       0.000       0.000       0.000     not available
  13     0.000         --          --          --          --          --          REMOVED     --       -2.400       0.000
1.000       1.000       0.000       0.000       0.000     not available
  14     0.000         --          --          --          --          --          REMOVED     --       -2.600       0.000
1.000       1.000       0.000       0.000       0.000     not available
  15     0.000         --          --          --          --          --          REMOVED     --       -2.800       0.000
1.000       1.000       0.000       0.000       0.000     not available
  16     0.000         --          --          --          --          --          REMOVED     --       -3.000       0.000
1.000       1.000       0.000       0.000       0.000     not available
  17     0.000         --          --          --          --          --          REMOVED     --       -3.200       0.000
1.000       1.000       0.000       0.000       0.000     not available
  18     0.000         --          --          --          --          --          REMOVED     --       -3.400       0.000
1.000       1.000       0.000       0.000       0.000     not available
  19     0.000         --          --          --          --          --          REMOVED     --       -3.600       0.000
1.000       1.000       0.000       0.000       0.000     not available
  20     0.000         --          --          --          --          --          REMOVED     --       -3.800       0.000
1.000       1.000       0.000       0.000       0.000     not available
  21     0.000         --          --          --          --          --          REMOVED     --       -4.000       0.000
1.000       1.000       0.000       0.000       0.000     not available
  22     0.000         --          --          --          --          --          REMOVED     --       -4.200       0.000
1.000       1.000       0.000       0.000       0.000     not available
  23     0.000         --          --          --          --          --          REMOVED     --       -4.400       0.000
1.000       1.000       0.000       0.000       0.000     not available
  24     0.000         --          --          --          --          --          REMOVED     --       -4.600       0.000
1.000       1.000       0.000       0.000       0.000     not available
```

25	0.000	--	--	--	--	--	REMOVED	--	-4.800	0.000		
1.000	1.000	0.000	0.000	0.000	not available							
26	0.000	--	--	--	--	--	REMOVED	--	-5.000	0.000		
1.000	1.000	0.000	0.000	0.000	not available							
27	0.000	--	--	--	--	--	REMOVED	--	-5.200	0.000		
1.000	1.000	0.000	0.000	0.000	not available							
28	0.000	--	--	--	--	--	REMOVED	--	-5.400	0.000		
1.000	1.000	0.000	0.000	0.000	not available							
29	0.000	--	--	--	--	--	REMOVED	--	-5.600	0.000		
1.000	1.000	0.000	0.000	0.000	not available							
30	0.000	--	--	--	--	--	REMOVED	--	-5.800	0.000		
1.000	1.000	0.000	0.000	0.000	not available							
31	0.000	--	--	--	--	--	REMOVED	--	-6.000	0.000		
1.000	1.000	0.000	0.000	0.000	not available							
32	0.000	--	--	--	--	--	REMOVED	--	-6.200	0.000		
1.000	1.000	0.000	0.000	0.000	not available							
33	0.000	--	--	--	--	--	REMOVED	--	-6.400	0.000		
1.000	1.000	0.000	0.000	0.000	not available							
34	0.000	--	--	--	--	--	REMOVED	--	-6.600	0.000		
1.000	1.000	0.000	0.000	0.000	not available							
35	0.000	--	--	--	--	--	REMOVED	--	-6.800	0.000		
1.000	1.000	0.000	0.000	0.000	not available							
36	0.000	--	--	--	--	--	REMOVED	--	-7.000	0.000		
1.000	1.000	0.000	0.000	0.000	not available							
37	0.000	--	--	--	--	--	REMOVED	--	-7.200	0.000		
1.000	1.000	0.000	0.000	0.000	not available							
38	0.000	--	--	--	--	--	REMOVED	--	-7.400	0.000		
1.000	1.000	0.000	0.000	0.000	not available							
39	0.000	--	--	--	--	--	REMOVED	--	-7.600	0.000		
1.000	1.000	0.000	0.000	0.000	not available							
40	0.000	--	--	--	--	--	REMOVED	--	-7.800	0.000		
1.000	1.000	0.000	0.000	0.000	not available							
41	0.000	--	--	--	--	--	REMOVED	--	-8.000	0.000		
1.000	1.000	0.000	0.000	0.000	not available							
42	0.000	--	--	--	--	--	REMOVED	--	-8.200	0.000		
1.000	1.000	0.000	0.000	0.000	not available							
43	0.000	--	--	--	--	--	REMOVED	--	-8.400	0.000		
1.000	1.000	0.000	0.000	0.000	not available							
44	0.000	--	--	--	--	--	REMOVED	--	-8.600	0.000		
1.000	1.000	0.000	0.000	0.000	not available							
45	0.000	--	--	--	--	--	REMOVED	--	-8.800	0.000		
1.000	1.000	0.000	0.000	0.000	not available							
46	0.000	--	--	--	--	--	REMOVED	--	-9.000	0.000		
1.000	1.000	0.000	0.000	0.000	not available							
47 D	4.211	3.5448E-03	3.200	21.05	147.2	79.01	PASSIVE	0.000	-9.200	0.000		
1.000	1.000	21.05	0.000	0.000	DI2_165_168_L_0							
48 D	7.513	3.4552E-03	6.400	37.57	150.4	80.44	PASSIVE	0.000	-9.400	0.000		
1.000	1.000	37.57	0.000	0.000	DI2_165_168_L_0							
49 D	10.82	3.3617E-03	9.600	54.08	153.6	81.86	PASSIVE	0.000	-9.600	0.000		
1.000	1.000	54.08	0.000	0.000	DI2_165_168_L_0							
50 D	14.12	3.2648E-03	12.80	70.59	156.8	83.28	PASSIVE	0.000	-9.800	0.000		
1.000	1.000	70.59	0.000	0.000	DI2_165_168_L_0							
51 D	17.42	3.1647E-03	16.00	87.10	160.0	87.10	PASSIVE	0.000	-10.00	0.000		
1.000	1.000	87.10	0.000	0.000	DI2_165_168_L_0							
52 D	18.41	3.0619E-03	19.20	92.05	163.2	92.05	V-C	1.2307E+04	-10.20	0.000		
1.000	1.000	92.05	0.000	0.000	DI2_165_168_L_0							
53 D	18.56	2.9568E-03	22.40	92.79	166.4	92.79	V-C	1.2307E+04	-10.40	0.000		
1.000	1.000	92.79	0.000	0.000	DI2_165_168_L_0							
54 D	18.68	2.8496E-03	25.60	93.42	169.6	93.42	V-C	1.2307E+04	-10.60	0.000		
1.000	1.000	93.42	0.000	0.000	DI2_165_168_L_0							
55 D	18.80	2.7407E-03	28.80	93.98	172.8	93.98	V-C	1.2307E+04	-10.80	0.000		
1.000	1.000	93.98	0.000	0.000	DI2_165_168_L_0							
56 D	18.89	2.6303E-03	32.00	94.47	176.0	94.47	V-C	1.2307E+04	-11.00	0.000		
1.000	1.000	94.47	0.000	0.000	DI2_165_168_L_0							
57 D	18.98	2.5187E-03	35.20	94.91	179.2	94.91	V-C	1.2307E+04	-11.20	0.000		
1.000	1.000	94.91	0.000	0.000	DI2_165_168_L_0							
58 D	19.06	2.4062E-03	38.40	95.31	182.4	95.31	V-C	1.2307E+04	-11.40	0.000		
1.000	1.000	95.31	0.000	0.000	DI2_165_168_L_0							
59 D	19.00	2.2928E-03	41.60	94.98	185.6	96.79	UL-RL	1.9691E+04	-11.60	0.000		
1.000	1.000	94.98	0.000	0.000	DI2_165_168_L_0							
60 D	18.92	2.1789E-03	44.80	94.58	188.8	98.33	UL-RL	1.9691E+04	-11.80	0.000		
1.000	1.000	94.58	0.000	0.000	DI2_165_168_L_0							
61 D	18.83	2.0645E-03	48.00	94.14	192.0	99.88	UL-RL	1.9691E+04	-12.00	0.000		
1.000	1.000	94.14	0.000	0.000	DI2_165_168_L_0							

```
   62 D   18.73      1.9497E-03   51.20       93.67       195.2       101.4          UL-RL  1.9691E+04  -12.20       0.000
1.000       1.000       93.67       0.000       0.000     DI2_165_168_L_0
   63 D   18.63      1.8347E-03   54.40       93.16       198.4       103.0          UL-RL  1.9691E+04  -12.40       0.000
1.000       1.000       93.16       0.000       0.000     DI2_165_168_L_0
   64 D   18.53      1.7196E-03   57.60       92.63       201.6       104.5          UL-RL  1.9691E+04  -12.60       0.000
1.000       1.000       92.63       0.000       0.000     DI2_165_168_L_0
   65 D   18.41      1.6044E-03   60.80       92.07       204.8       106.1          UL-RL  1.9691E+04  -12.80       0.000
1.000       1.000       92.07       0.000       0.000     DI2_165_168_L_0
   66 D   18.30      1.4891E-03   64.00       91.50       208.0       107.6          UL-RL  1.9691E+04  -13.00       0.000
1.000       1.000       91.50       0.000       0.000     DI2_165_168_L_0
   67 D   18.18      1.3738E-03   67.20       90.91       211.2       109.2          UL-RL  1.9691E+04  -13.20       0.000
1.000       1.000       90.91       0.000       0.000     DI2_165_168_L_0
   68 D   13.55      1.2585E-03   70.40       90.31       214.4       110.7          UL-RL  1.9691E+04  -13.40       0.000
1.000       1.000       90.31       0.000       0.000     DI2_165_168_L_0
   69 D   4.500      1.2008E-03   72.00       90.00       216.0       111.5          UL-RL  1.9691E+04  -13.50       0.000
1.000       1.000       90.00       0.000       0.000     DI2_165_168_L_0
```

```
+-----------------------------------------------------------------------------------------------------------------------+
|                  PARATIEPLUS(TM)   NLS ENGINE RELEASE  2018.0    FULL VERSION  *Build date:Nov 13, 2017*              |
|                                                                                                                       |
|                                      NewProject.BaseDesignSection_28.Nominal_63                                       |
|                                 Exe Time : 4 September 2018 18:06:08                                                  |
+-----------------------------------------------------------------------------------------------------------------------+
New Project


S T R E S S   R E S U L T S   F O R   G R O U P   N O.   3

WallElement_33                                                  :
ELEMENT TYPE    2 NO.OF ELEMENTS. IN THIS GROUP   68
C U R R E N T   T I M E   I S     4.0000

 WALL2D ELEMENT

   EL      TA          TB          MA          MB
-----------------------------------------------------
    1 -123.03      123.03     7.19360E-11 -24.606
    2 -122.81      122.81      24.606     -49.168
    3 -122.37      122.37      49.168     -73.642
    4 -119.14      119.14      73.642     -97.469
    5 -114.87      114.87      97.469     -120.44
    6 -110.75      110.75      120.44     -142.59
    7 -106.82      106.82      142.59     -163.96
    8 -103.09      103.09      163.96     -184.57
    9 -99.587      99.587      184.57     -204.49
   10 -96.299      96.299      204.49     -223.75
   11 -93.221      93.221      223.75     -242.40
   12 -90.343      90.343      242.40     -260.46
   13 -87.319      87.319      260.46     -277.93
   14 -84.048      84.048      277.93     -294.74
   15 -80.532      80.532      294.74     -310.84
   16 -76.775      76.775      310.84     -326.20
   17 -72.781      72.781      326.20     -340.75
   18 -68.572      68.572      340.75     -354.47
   19 -64.130      64.130      354.47     -367.29
   20 -59.455      59.455      367.29     -379.19
   21 -54.549      54.549      379.19     -390.10
   22 -49.414      49.414      390.10     -399.98
   23 -44.068      44.068      399.98     -408.79
   24 -38.494      38.494      408.79     -416.49
   25 -32.693      32.693      416.49     -423.03
   26 -27.571      27.571      423.03     -428.54
   27 -22.251      22.251      428.54     -432.99
   28 -16.743      16.743      432.99     -436.34
   29 -11.037      11.037      436.34     -438.55
   30 -5.1336      5.1336      438.55     -439.58
   31 0.96753    -0.96753      439.58     -439.38
   32  7.2657     -7.2657      439.38     -437.93
   33  13.760     -13.760      437.93     -435.18
   34  20.441     -20.441      435.18     -431.09
   35  27.319     -27.319      431.09     -425.63
   36  34.392     -34.392      425.63     -418.75
   37  41.660     -41.660      418.75     -410.42
   38  49.124     -49.124      410.42     -400.59
   39  56.775     -56.775      400.59     -389.24
   40  64.620     -64.620      389.24     -376.31
   41  72.660     -72.660      376.31     -361.78
   42  80.895     -80.895      361.78     -345.60
   43  89.324     -89.324      345.60     -327.74
   44  97.947     -97.947      327.74     -308.15
   45  106.76     -106.76      308.15     -286.80
   46  115.76     -115.76      286.80     -263.64
   47  120.75     -120.75      263.64     -239.49
   48  122.62     -122.62      239.49     -214.97
   49  121.39     -121.39      214.97     -190.69
   50  117.05     -117.05      190.69     -167.28
   51  109.59     -109.59      167.28     -145.36
   52  101.34     -101.34      145.36     -125.09
```

53	93.133	-93.133	125.09	-106.47
54	84.993	-84.993	106.47	-89.469
55	76.934	-76.934	89.469	-74.083
56	68.964	-68.964	74.083	-60.290
57	61.100	-61.100	60.290	-48.070
58	53.343	-53.343	48.070	-37.401
59	45.848	-45.848	37.401	-28.231
60	38.627	-38.627	28.231	-20.506
61	31.681	-31.681	20.506	-14.170
62	25.012	-25.012	14.170	-9.1675
63	18.627	-18.627	9.1675	-5.4421
64	12.890	-12.890	5.4421	-2.8641
65	8.1428	-8.1428	2.8641	-1.2355
66	4.3889	-4.3889	1.2355	-0.35775
67	1.6318	-1.6318	0.35775	-3.14005E-02
68	0.31397	-0.31397	3.14005E-02	9.80160E-12

```
+-------------------------------------------------------------------------------------------------------------------------------+
|                   PARATIEPLUS(TM)   NLS ENGINE RELEASE  2018.0    FULL VERSION  *Build date:Nov 13, 2017*                    |
|                                                                                                                               |
|                                      NewProject.BaseDesignSection_28.Nominal_63                                               |
|                                   Exe Time : 4 September 2018 18:06:08                                                        |
+-------------------------------------------------------------------------------------------------------------------------------+
New Project


S T R E S S   R E S U L T S   F O R   G R O U P   N O.   4

Tieback_175                                                 :
ELEMENT TYPE    6 NO.OF ELEMENTS. IN THIS GROUP    1
C U R R E N T   T I M E   I S      4.0000

 POST-TENSION 2D-BOUNDARY ELEMENT

         EL    FORCE          d0          EDISPL     pl. eps          K     -ve limit   +ve limit
-------------------------------------------------------------------------------------------------------
 ANCHOR    1   142.06     -1.49175E-03  9.49412E-04   0.0000       1458.7       0.0000       0.0000     ELASTIC  ORIGINAL
YOUNG MODULUS

 ITER     0 RNORM = 0.000     RMNORM= 0.000
             RINORM=0.8004E+06 RIMNOR=0.1116E+08
             RENORM= 20.62     REMNOR=0.4181E-18 RATIO =0.5075E-02 TOLER =0.1000E-03  NOT CONVERGED
             RFMAX = 123.0     RMMAX = 439.6
             RTSMAL=0.1000E-02 RMSMAL=0.1000E-02
             RDT   =0.8004E+06 RDR   =0.1116E+08
             RATIOT=0.5075E-02 RATIOR= 0.000
             MAX UN=0.4160E-08 IEQ=    79 NODE     40 DOF   1  Y-DISPL.F
             MIN UN=-1.890     IEQ=    93 NODE     47 DOF   1  Y-DISPL.F
             NO. OF CONTACT CONSTRAINT VIOLATIONS     0


 ITER     2 RNORM = 0.000     RMNORM= 0.000
             RINORM=0.8004E+06 RIMNOR=0.1116E+08
             RENORM=0.4624E-02 REMNOR=0.5307E-18 RATIO =0.7600E-04 TOLER =0.1000E-03      CONVERGED !
             RFMAX = 123.0     RMMAX = 439.6
             RTSMAL=0.1000E-02 RMSMAL=0.1000E-02
             RDT   =0.8004E+06 RDR   =0.1116E+08
             RATIOT=0.7600E-04 RATIOR= 0.000
             MAX UN=0.5255E-02 IEQ=    35 NODE     18 DOF   1  Y-DISPL.F
             MIN UN=-.6779E-01 IEQ=    87 NODE     44 DOF   1  Y-DISPL.F
             NO. OF CONTACT CONSTRAINT VIOLATIONS     0
```

```
+-------------------------------------------------------------------------------------------------------------------------+
|                   PARATIEPLUS(TM)   NLS ENGINE RELEASE  2018.0    FULL VERSION  *Build date:Nov 13, 2017*              |
|                                                                                                                         |
|                                      NewProject.BaseDesignSection_28.Nominal_63                                         |
|                                  Exe Time : 4 September 2018 18:06:08                                                   |
+-------------------------------------------------------------------------------------------------------------------------+
New Project
SOLUTION REACHED USING     2 ITERATIONS ON   40

P R I N T   O U T   F O R   T I M E   S T E P    5     ( AT TIME   5.000     )

PRINT OUT OF ACTIVE COMPONENTS (FIXED NODES ARE NOT PRINTED OUT)

          Y-DISPL.F        X-ROT. F
            (02)             (04)           (
    1   1.2784867E-03   7.3471287E-04
    2   1.4253627E-03   7.3371412E-04
    3   1.5718393E-03   7.3071963E-04
    4   1.7175179E-03   7.2573475E-04
    5   1.8620025E-03   7.1878879E-04
    6   2.0049066E-03   7.0994167E-04
    7   2.1458569E-03   6.9926053E-04
    8   2.2844929E-03   6.8680988E-04
    9   2.4204669E-03   6.7265106E-04
   10   2.5534433E-03   6.5684201E-04
   11   2.6830974E-03   6.3943722E-04
   12   2.8091152E-03   6.2048774E-04
   13   2.9311927E-03   6.0004140E-04
   14   3.0490351E-03   5.7814584E-04
   15   3.1623578E-03   5.5485217E-04
   16   3.2708865E-03   5.3021545E-04
   17   3.3743589E-03   5.0429457E-04
   18   3.4725234E-03   4.7715270E-04
   19   3.5651430E-03   4.4885622E-04
   20   3.6519936E-03   4.1947530E-04
   21   3.7328653E-03   3.8908409E-04
   22   3.8075646E-03   3.5776012E-04
   23   3.8759127E-03   3.2558519E-04
   24   3.9377477E-03   2.9264457E-04
   25   3.9929254E-03   2.5902719E-04
   26   4.0413196E-03   2.2482572E-04
   27   4.0828225E-03   1.9012977E-04
   28   4.1173440E-03   1.5502497E-04
   29   4.1448112E-03   1.1960078E-04
   30   4.1651692E-03   8.3949823E-05
   31   4.1783824E-03   4.8168093E-05
   32   4.1844344E-03   1.2355173E-05
   33   4.1833292E-03  -2.3386508E-05
   34   4.1750916E-03  -5.8950600E-05
   35   4.1597681E-03  -9.4227628E-05
   36   4.1374272E-03  -1.2910482E-04
   37   4.1081607E-03  -1.6346586E-04
   38   4.0720834E-03  -1.9719157E-04
   39   4.0293346E-03  -2.3015888E-04
   40   3.9800788E-03  -2.6224160E-04
   41   3.9245056E-03  -2.9331024E-04
   42   3.8628312E-03  -3.2323195E-04
   43   3.7952984E-03  -3.5187052E-04
   44   3.7221778E-03  -3.7908636E-04
   45   3.6437686E-03  -4.0473590E-04
   46   3.5603979E-03  -4.2867457E-04
   47   3.4724224E-03  -4.5075921E-04
   48   3.3802245E-03  -4.7088890E-04
   49   3.2841997E-03  -4.8902628E-04
   50   3.1847468E-03  -5.0517976E-04
   51   3.0822568E-03  -5.1940555E-04
   52   2.9771036E-03  -5.3180557E-04
   53   2.8696505E-03  -5.4250830E-04
   54   2.7602097E-03  -5.5165055E-04
   55   2.6490854E-03  -5.5936590E-04
   56   2.5365496E-03  -5.6578707E-04
```

57	2.4228481E-03	-5.7104507E-04
58	2.3082005E-03	-5.7526909E-04
59	2.1928009E-03	-5.7858624E-04
60	2.0768182E-03	-5.8112049E-04
61	1.9603970E-03	-5.8299113E-04
62	1.8436584E-03	-5.8431241E-04
63	1.7267014E-03	-5.8519352E-04
64	1.6096034E-03	-5.8573860E-04
65	1.4924219E-03	-5.8604374E-04
66	1.3751964E-03	-5.8619127E-04
67	1.2579515E-03	-5.8624697E-04
68	1.1407004E-03	-5.8626005E-04
69	1.0820685E-03	-5.8626055E-04

```
+-------------------------------------------------------------------------------------------------------------------------------+
|                   PARATIEPLUS(TM)   NLS ENGINE RELEASE  2018.0    FULL VERSION  *Build date:Nov 13, 2017*                    |
|                                                                                                                               |
|                                      NewProject.BaseDesignSection_28.Nominal_63                                               |
|                                   Exe Time : 4 September 2018 18:06:08                                                        |
+-------------------------------------------------------------------------------------------------------------------------------+
New Project


S T R E S S   R E S U L T S   F O R   G R O U P   N O.   1

0_L                                                          :
ELEMENT TYPE    5 NO.OF ELEMENTS. IN THIS GROUP   69
C U R R E N T   T I M E   I S      5.0000

 HARDENING 2D SOIL ELEMENT

 ****** TOTAL STRESS FORMULATION *****

  EL *   FORCE     DISPL-Y  VERTICAL-P  HORIZON.-P     MAX-V-P     MAX-H-P           STATE   STIFFNESS Z-LEVEL      PORE
E FACTOR    UFACTOR       Peq           Su_a         Su_p     LAYER
 ------------------------------------------------------------------------------------------------------------------------------
-------------------------------------------------------------------------------------------
   1 D  3.6238E-04 -1.2785E-03  1.0882E-02  3.6238E-03  1.0882E-02  0.7420          ACTIVE   0.000       0.000       0.000
1.000       1.000      3.6238E-03   0.000       0.000     DI1_164_167_L_0
   2 D  0.2162     -1.4254E-03   3.246       1.081       3.246       13.92          ACTIVE   0.000     -0.2000       0.000
1.000       1.000       1.081       0.000       0.000     DI1_164_167_L_0
   3 D  0.4424     -1.5718E-03   6.643       2.212       6.643       28.49          ACTIVE   0.000     -0.4000       0.000
1.000       1.000       2.212       0.000       0.000     DI1_164_167_L_0
   4 D   3.172     -1.7175E-03   10.25       15.86       10.25       43.96           UL-RL   9238.     -0.6000       0.000
1.000       1.000       15.86       0.000       0.000     DI1_164_167_L_0
   5 D   4.209     -1.8620E-03   14.01       21.05       14.01       49.70           UL-RL   9238.     -0.8000       0.000
1.000       1.000       21.05       0.000       0.000     DI1_164_167_L_0
   6 D   4.066     -2.0049E-03   17.84       20.33       17.84       49.55           UL-RL   9238.      -1.000       0.000
1.000       1.000       20.33       0.000       0.000     DI1_164_167_L_0
   7 D   3.882     -2.1459E-03   21.67       19.41       21.67       49.19           UL-RL   9238.      -1.200       0.000
1.000       1.000       19.41       0.000       0.000     DI1_164_167_L_0
   8 D   3.677     -2.2845E-03   25.73       18.38       25.73       48.72           UL-RL   9238.      -1.400       0.000
1.000       1.000       18.38       0.000       0.000     DI1_164_167_L_0
   9 D   3.463     -2.4205E-03   30.08       17.31       30.08       48.20           UL-RL   9238.      -1.600       0.000
1.000       1.000       17.31       0.000       0.000     DI1_164_167_L_0
  10 D   3.250     -2.5534E-03   34.22       16.25       34.22       47.68           UL-RL   9238.      -1.800       0.000
1.000       1.000       16.25       0.000       0.000     DI1_164_167_L_0
  11 D   3.044     -2.6831E-03   38.20       15.22       38.20       47.19           UL-RL   9238.      -2.000       0.000
1.000       1.000       15.22       0.000       0.000     DI1_164_167_L_0
  12 D   2.849     -2.8091E-03   41.58       14.24       41.58       46.75           UL-RL   9238.      -2.200       0.000
1.000       1.000       14.24       0.000       0.000     DI1_164_167_L_0
  13 D   3.023     -2.9312E-03   45.39       15.12       45.39       46.37          ACTIVE   0.000      -2.400       0.000
1.000       1.000       15.12       0.000       0.000     DI1_164_167_L_0
  14 D   3.272     -3.0490E-03   49.13       16.36       49.13       46.07          ACTIVE   0.000      -2.600       0.000
1.000       1.000       16.36       0.000       0.000     DI1_164_167_L_0
  15 D   3.516     -3.1624E-03   52.79       17.58       52.79       45.84          ACTIVE   0.000      -2.800       0.000
1.000       1.000       17.58       0.000       0.000     DI1_164_167_L_0
  16 D   3.757     -3.2709E-03   56.41       18.78       56.41       45.70          ACTIVE   0.000      -3.000       0.000
1.000       1.000       18.78       0.000       0.000     DI1_164_167_L_0
  17 D   3.994     -3.3744E-03   59.97       19.97       59.97       45.64          ACTIVE   0.000      -3.200       0.000
1.000       1.000       19.97       0.000       0.000     DI1_164_167_L_0
  18 D   4.208     -3.4725E-03   63.19       21.04       63.19       45.68          ACTIVE   0.000      -3.400       0.000
1.000       1.000       21.04       0.000       0.000     DI1_164_167_L_0
  19 D   4.443     -3.5651E-03   66.71       22.21       66.71       45.80          ACTIVE   0.000      -3.600       0.000
1.000       1.000       22.21       0.000       0.000     DI1_164_167_L_0
  20 D   4.678     -3.6520E-03   70.19       23.39       70.19       46.02           UL-RL   9238.      -3.800       0.000
1.000       1.000       23.39       0.000       0.000     DI1_164_167_L_0
  21 D   4.913     -3.7329E-03   73.66       24.57       73.66       46.32           UL-RL   9238.      -4.000       0.000
1.000       1.000       24.57       0.000       0.000     DI1_164_167_L_0
  22 D   5.147     -3.8076E-03   77.10       25.73       77.10       46.71           UL-RL   9238.      -4.200       0.000
1.000       1.000       25.73       0.000       0.000     DI1_164_167_L_0
  23 D   5.363     -3.8759E-03   80.28       26.81       80.28       47.18           UL-RL   9238.      -4.400       0.000
1.000       1.000       26.81       0.000       0.000     DI1_164_167_L_0
  24 D   5.595     -3.9377E-03   83.70       27.97       83.70       47.74           UL-RL   9238.      -4.600       0.000
1.000       1.000       27.97       0.000       0.000     DI1_164_167_L_0
```

25 D	5.826	-3.9929E-03	87.10	29.13	87.10	48.38	UL-RL	9238.	-4.800	0.000	
1.000	1.000	29.13	0.000	0.000	DI1_164_167_L_0						
26 D	5.193	-4.0413E-03	90.49	25.96	90.49	52.15	UL-RL	2.2265E+04	-5.000	0.000	
1.000	1.000	25.96	0.000	0.000	DI2_165_168_L_0						
27 D	5.403	-4.0828E-03	93.86	27.02	93.86	51.99	UL-RL	2.2265E+04	-5.200	0.000	
1.000	1.000	27.02	0.000	0.000	DI2_165_168_L_0						
28 D	5.601	-4.1173E-03	97.03	28.00	97.03	51.99	UL-RL	2.2265E+04	-5.400	0.000	
1.000	1.000	28.00	0.000	0.000	DI2_165_168_L_0						
29 D	5.811	-4.1448E-03	100.4	29.05	100.4	52.16	UL-RL	2.2265E+04	-5.600	0.000	
1.000	1.000	29.05	0.000	0.000	DI2_165_168_L_0						
30 D	6.020	-4.1652E-03	103.7	30.10	103.7	52.86	UL-RL	2.2265E+04	-5.800	0.000	
1.000	1.000	30.10	0.000	0.000	DI2_165_168_L_0						
31 D	6.229	-4.1784E-03	107.1	31.14	107.1	54.34	UL-RL	2.2265E+04	-6.000	0.000	
1.000	1.000	31.14	0.000	0.000	DI2_165_168_L_0						
32 D	6.437	-4.1844E-03	110.4	32.19	110.4	55.83	UL-RL	2.2265E+04	-6.200	0.000	
1.000	1.000	32.19	0.000	0.000	DI2_165_168_L_0						
33 D	6.646	-4.1833E-03	113.8	33.23	113.8	57.32	UL-RL	2.2265E+04	-6.400	0.000	
1.000	1.000	33.23	0.000	0.000	DI2_165_168_L_0						
34 D	6.844	-4.1751E-03	116.9	34.22	116.9	58.81	UL-RL	2.2265E+04	-6.600	0.000	
1.000	1.000	34.22	0.000	0.000	DI2_165_168_L_0						
35 D	7.052	-4.1598E-03	120.2	35.26	120.2	60.31	UL-RL	2.2265E+04	-6.800	0.000	
1.000	1.000	35.26	0.000	0.000	DI2_165_168_L_0						
36 D	7.260	-4.1374E-03	123.6	36.30	123.6	61.81	UL-RL	2.2265E+04	-7.000	0.000	
1.000	1.000	36.30	0.000	0.000	DI2_165_168_L_0						
37 D	7.468	-4.1082E-03	126.9	37.34	126.9	63.31	UL-RL	2.2265E+04	-7.200	0.000	
1.000	1.000	37.34	0.000	0.000	DI2_165_168_L_0						
38 D	7.676	-4.0721E-03	130.2	38.38	130.2	64.81	UL-RL	2.2265E+04	-7.400	0.000	
1.000	1.000	38.38	0.000	0.000	DI2_165_168_L_0						
39 D	7.875	-4.0293E-03	133.3	39.37	133.3	66.31	UL-RL	2.2265E+04	-7.600	0.000	
1.000	1.000	39.37	0.000	0.000	DI2_165_168_L_0						
40 D	8.082	-3.9801E-03	136.7	40.41	136.7	67.82	UL-RL	2.2265E+04	-7.800	0.000	
1.000	1.000	40.41	0.000	0.000	DI2_165_168_L_0						
41 D	8.289	-3.9245E-03	140.0	41.45	140.0	69.33	UL-RL	2.2265E+04	-8.000	0.000	
1.000	1.000	41.45	0.000	0.000	DI2_165_168_L_0						
42 D	8.496	-3.8628E-03	143.3	42.48	143.3	70.84	UL-RL	2.2265E+04	-8.200	0.000	
1.000	1.000	42.48	0.000	0.000	DI2_165_168_L_0						
43 D	8.703	-3.7953E-03	146.5	43.51	146.5	72.35	UL-RL	2.2265E+04	-8.400	0.000	
1.000	1.000	43.51	0.000	0.000	DI2_165_168_L_0						
44 D	8.909	-3.7222E-03	149.8	44.55	149.8	73.86	UL-RL	2.2265E+04	-8.600	0.000	
1.000	1.000	44.55	0.000	0.000	DI2_165_168_L_0						
45 D	9.108	-3.6438E-03	153.0	45.54	153.0	75.38	UL-RL	2.2265E+04	-8.800	0.000	
1.000	1.000	45.54	0.000	0.000	DI2_165_168_L_0						
46 D	9.314	-3.5604E-03	156.3	46.57	156.3	76.90	UL-RL	2.2265E+04	-9.000	0.000	
1.000	1.000	46.57	0.000	0.000	DI2_165_168_L_0						
47 D	9.520	-3.4724E-03	159.6	47.60	159.6	78.42	UL-RL	2.2265E+04	-9.200	0.000	
1.000	1.000	47.60	0.000	0.000	DI2_165_168_L_0						
48 D	9.725	-3.3802E-03	162.9	48.63	162.9	79.94	UL-RL	2.2265E+04	-9.400	0.000	
1.000	1.000	48.63	0.000	0.000	DI2_165_168_L_0						
49 D	9.930	-3.2842E-03	166.1	49.65	166.1	81.46	UL-RL	2.2265E+04	-9.600	0.000	
1.000	1.000	49.65	0.000	0.000	DI2_165_168_L_0						
50 D	10.13	-3.1847E-03	169.3	50.64	169.3	82.99	UL-RL	2.2265E+04	-9.800	0.000	
1.000	1.000	50.64	0.000	0.000	DI2_165_168_L_0						
51 D	10.33	-3.0823E-03	172.6	51.66	172.6	84.52	UL-RL	2.2265E+04	-10.00	0.000	
1.000	1.000	51.66	0.000	0.000	DI2_165_168_L_0						
52 D	10.54	-2.9771E-03	175.9	52.68	175.9	86.05	UL-RL	2.2265E+04	-10.20	0.000	
1.000	1.000	52.68	0.000	0.000	DI2_165_168_L_0						
53 D	10.74	-2.8697E-03	179.1	53.70	179.1	87.58	UL-RL	2.2265E+04	-10.40	0.000	
1.000	1.000	53.70	0.000	0.000	DI2_165_168_L_0						
54 D	10.94	-2.7602E-03	182.4	54.71	182.4	89.11	UL-RL	2.2265E+04	-10.60	0.000	
1.000	1.000	54.71	0.000	0.000	DI2_165_168_L_0						
55 D	11.15	-2.6491E-03	185.7	55.73	185.7	90.64	UL-RL	2.2265E+04	-10.80	0.000	
1.000	1.000	55.73	0.000	0.000	DI2_165_168_L_0						
56 D	11.34	-2.5365E-03	188.8	56.71	188.8	92.18	UL-RL	2.2265E+04	-11.00	0.000	
1.000	1.000	56.71	0.000	0.000	DI2_165_168_L_0						
57 D	11.54	-2.4228E-03	192.1	57.72	192.1	93.72	UL-RL	2.2265E+04	-11.20	0.000	
1.000	1.000	57.72	0.000	0.000	DI2_165_168_L_0						
58 D	11.75	-2.3082E-03	195.4	58.73	195.4	95.25	UL-RL	2.2265E+04	-11.40	0.000	
1.000	1.000	58.73	0.000	0.000	DI2_165_168_L_0						
59 D	11.95	-2.1928E-03	198.6	59.74	198.6	96.79	UL-RL	2.2265E+04	-11.60	0.000	
1.000	1.000	59.74	0.000	0.000	DI2_165_168_L_0						
60 D	12.15	-2.0768E-03	201.9	60.75	201.9	98.33	UL-RL	2.2265E+04	-11.80	0.000	
1.000	1.000	60.75	0.000	0.000	DI2_165_168_L_0						
61 D	12.35	-1.9604E-03	205.1	61.73	205.1	99.88	UL-RL	2.2265E+04	-12.00	0.000	
1.000	1.000	61.73	0.000	0.000	DI2_165_168_L_0						

```
  62 D   12.54     -1.8437E-03   208.2       62.68       208.2       101.4          UL-RL  2.2265E+04  -12.20       0.000
1.000       1.000       62.68       0.000       0.000     DI2_165_168_L_0
  63 D   12.73     -1.7267E-03   211.2       63.64       211.2       103.0          UL-RL  2.2265E+04  -12.40       0.000
1.000       1.000       63.64       0.000       0.000     DI2_165_168_L_0
  64 D   13.28     -1.6096E-03   214.3       66.39       214.3       104.5          UL-RL  2.2265E+04  -12.60       0.000
1.000       1.000       66.39       0.000       0.000     DI2_165_168_L_0
  65 D   14.17     -1.4924E-03   217.4       70.83       217.4       106.1          UL-RL  2.2265E+04  -12.80       0.000
1.000       1.000       70.83       0.000       0.000     DI2_165_168_L_0
  66 D   15.05     -1.3752E-03   220.5       75.27       220.5       107.6          UL-RL  2.2265E+04  -13.00       0.000
1.000       1.000       75.27       0.000       0.000     DI2_165_168_L_0
  67 D   15.94     -1.2580E-03   223.6       79.71       223.6       109.2          UL-RL  2.2265E+04  -13.20       0.000
1.000       1.000       79.71       0.000       0.000     DI2_165_168_L_0
  68 D   12.62     -1.1407E-03   226.7       84.15       226.7       110.7          UL-RL  2.2265E+04  -13.40       0.000
1.000       1.000       84.15       0.000       0.000     DI2_165_168_L_0
  69 D   4.318     -1.0821E-03   228.3       86.37       228.3       111.5          UL-RL  2.2265E+04  -13.50       0.000
1.000       1.000       86.37       0.000       0.000     DI2_165_168_L_0
```

```
+-----------------------------------------------------------------------------------------------------------------------+
|                  PARATIEPLUS(TM)   NLS ENGINE RELEASE  2018.0    FULL VERSION  *Build date:Nov 13, 2017*              |
|                                                                                                                       |
|                                      NewProject.BaseDesignSection_28.Nominal_63                                       |
|                                 Exe Time : 4 September 2018 18:06:08                                                  |
+-----------------------------------------------------------------------------------------------------------------------+
New Project


S T R E S S   R E S U L T S   F O R   G R O U P   N O.   2

0_R                                                                  :
ELEMENT TYPE    5 NO.OF ELEMENTS. IN THIS GROUP   69
C U R R E N T   T I M E   I S     5.0000

 HARDENING 2D SOIL ELEMENT

 ****** TOTAL STRESS FORMULATION *****

 EL *   FORCE     DISPL-Y  VERTICAL-P  HORIZON.-P     MAX-V-P     MAX-H-P          STATE   STIFFNESS Z-LEVEL      PORE
E FACTOR    UFACTOR       Peq          Su_a        Su_p     LAYER
 ---------------------------------------------------------------------------------------------------------------------------
-----------------------------------------------------------------------------------------------
   1     0.000         --          --          --          --          --          REMOVED     --        0.000       0.000
1.000       1.000       0.000       0.000       0.000     not available
   2     0.000         --          --          --          --          --          REMOVED     --      -0.2000       0.000
1.000       1.000       0.000       0.000       0.000     not available
   3     0.000         --          --          --          --          --          REMOVED     --      -0.4000       0.000
1.000       1.000       0.000       0.000       0.000     not available
   4     0.000         --          --          --          --          --          REMOVED     --      -0.6000       0.000
1.000       1.000       0.000       0.000       0.000     not available
   5     0.000         --          --          --          --          --          REMOVED     --      -0.8000       0.000
1.000       1.000       0.000       0.000       0.000     not available
   6     0.000         --          --          --          --          --          REMOVED     --       -1.000       0.000
1.000       1.000       0.000       0.000       0.000     not available
   7     0.000         --          --          --          --          --          REMOVED     --       -1.200       0.000
1.000       1.000       0.000       0.000       0.000     not available
   8     0.000         --          --          --          --          --          REMOVED     --       -1.400       0.000
1.000       1.000       0.000       0.000       0.000     not available
   9     0.000         --          --          --          --          --          REMOVED     --       -1.600       0.000
1.000       1.000       0.000       0.000       0.000     not available
  10     0.000         --          --          --          --          --          REMOVED     --       -1.800       0.000
1.000       1.000       0.000       0.000       0.000     not available
  11     0.000         --          --          --          --          --          REMOVED     --       -2.000       0.000
1.000       1.000       0.000       0.000       0.000     not available
  12     0.000         --          --          --          --          --          REMOVED     --       -2.200       0.000
1.000       1.000       0.000       0.000       0.000     not available
  13     0.000         --          --          --          --          --          REMOVED     --       -2.400       0.000
1.000       1.000       0.000       0.000       0.000     not available
  14     0.000         --          --          --          --          --          REMOVED     --       -2.600       0.000
1.000       1.000       0.000       0.000       0.000     not available
  15     0.000         --          --          --          --          --          REMOVED     --       -2.800       0.000
1.000       1.000       0.000       0.000       0.000     not available
  16     0.000         --          --          --          --          --          REMOVED     --       -3.000       0.000
1.000       1.000       0.000       0.000       0.000     not available
  17     0.000         --          --          --          --          --          REMOVED     --       -3.200       0.000
1.000       1.000       0.000       0.000       0.000     not available
  18     0.000         --          --          --          --          --          REMOVED     --       -3.400       0.000
1.000       1.000       0.000       0.000       0.000     not available
  19     0.000         --          --          --          --          --          REMOVED     --       -3.600       0.000
1.000       1.000       0.000       0.000       0.000     not available
  20     0.000         --          --          --          --          --          REMOVED     --       -3.800       0.000
1.000       1.000       0.000       0.000       0.000     not available
  21     0.000         --          --          --          --          --          REMOVED     --       -4.000       0.000
1.000       1.000       0.000       0.000       0.000     not available
  22     0.000         --          --          --          --          --          REMOVED     --       -4.200       0.000
1.000       1.000       0.000       0.000       0.000     not available
  23     0.000         --          --          --          --          --          REMOVED     --       -4.400       0.000
1.000       1.000       0.000       0.000       0.000     not available
  24     0.000         --          --          --          --          --          REMOVED     --       -4.600       0.000
1.000       1.000       0.000       0.000       0.000     not available
```

25	0.000	--	--	--	--	--	REMOVED	--	-4.800	0.000		
1.000	1.000	0.000	0.000	0.000	not available							
26	0.000	--	--	--	--	--	REMOVED	--	-5.000	0.000		
1.000	1.000	0.000	0.000	0.000	not available							
27	0.000	--	--	--	--	--	REMOVED	--	-5.200	0.000		
1.000	1.000	0.000	0.000	0.000	not available							
28	0.000	--	--	--	--	--	REMOVED	--	-5.400	0.000		
1.000	1.000	0.000	0.000	0.000	not available							
29	0.000	--	--	--	--	--	REMOVED	--	-5.600	0.000		
1.000	1.000	0.000	0.000	0.000	not available							
30	0.000	--	--	--	--	--	REMOVED	--	-5.800	0.000		
1.000	1.000	0.000	0.000	0.000	not available							
31	0.000	--	--	--	--	--	REMOVED	--	-6.000	0.000		
1.000	1.000	0.000	0.000	0.000	not available							
32	0.000	--	--	--	--	--	REMOVED	--	-6.200	0.000		
1.000	1.000	0.000	0.000	0.000	not available							
33	0.000	--	--	--	--	--	REMOVED	--	-6.400	0.000		
1.000	1.000	0.000	0.000	0.000	not available							
34	0.000	--	--	--	--	--	REMOVED	--	-6.600	0.000		
1.000	1.000	0.000	0.000	0.000	not available							
35	0.000	--	--	--	--	--	REMOVED	--	-6.800	0.000		
1.000	1.000	0.000	0.000	0.000	not available							
36	0.000	--	--	--	--	--	REMOVED	--	-7.000	0.000		
1.000	1.000	0.000	0.000	0.000	not available							
37	0.000	--	--	--	--	--	REMOVED	--	-7.200	0.000		
1.000	1.000	0.000	0.000	0.000	not available							
38	0.000	--	--	--	--	--	REMOVED	--	-7.400	0.000		
1.000	1.000	0.000	0.000	0.000	not available							
39	0.000	--	--	--	--	--	REMOVED	--	-7.600	0.000		
1.000	1.000	0.000	0.000	0.000	not available							
40	0.000	--	--	--	--	--	REMOVED	--	-7.800	0.000		
1.000	1.000	0.000	0.000	0.000	not available							
41	0.000	--	--	--	--	--	REMOVED	--	-8.000	0.000		
1.000	1.000	0.000	0.000	0.000	not available							
42	0.000	--	--	--	--	--	REMOVED	--	-8.200	0.000		
1.000	1.000	0.000	0.000	0.000	not available							
43	0.000	--	--	--	--	--	REMOVED	--	-8.400	0.000		
1.000	1.000	0.000	0.000	0.000	not available							
44 D	0.000	3.7222E-03	1.600	0.000	1.600	0.8000	ACTIVE	0.000	-8.600	0.000		
1.000	1.000	0.000	0.000	0.000	DI2_165_168_L_0							
45 D	0.2425	3.6438E-03	4.800	1.212	4.800	2.400	UL-RL	1.7722E+04	-8.800	0.000		
1.000	1.000	1.212	0.000	0.000	DI2_165_168_L_0							
46 D	0.5529	3.5604E-03	8.000	2.765	8.000	4.000	UL-RL	1.7722E+04	-9.000	0.000		
1.000	1.000	2.765	0.000	0.000	DI2_165_168_L_0							
47 D	5.844	3.4724E-03	11.20	29.22	147.2	79.01	UL-RL	1.7722E+04	-9.200	0.000		
1.000	1.000	29.22	0.000	0.000	DI2_165_168_L_0							
48 D	8.799	3.3802E-03	14.40	43.99	150.4	80.44	UL-RL	1.7722E+04	-9.400	0.000		
1.000	1.000	43.99	0.000	0.000	DI2_165_168_L_0							
49 D	11.90	3.2842E-03	17.60	59.50	153.6	81.86	UL-RL	1.7722E+04	-9.600	0.000		
1.000	1.000	59.50	0.000	0.000	DI2_165_168_L_0							
50 D	15.07	3.1847E-03	20.80	75.33	156.8	83.28	UL-RL	1.7722E+04	-9.800	0.000		
1.000	1.000	75.33	0.000	0.000	DI2_165_168_L_0							
51 D	17.93	3.0823E-03	24.00	89.64	160.0	91.10	UL-RL	1.7722E+04	-10.00	0.000		
1.000	1.000	89.64	0.000	0.000	DI2_165_168_L_0							
52 D	18.91	2.9771E-03	27.20	94.55	163.2	96.05	UL-RL	1.7722E+04	-10.20	0.000		
1.000	1.000	94.55	0.000	0.000	DI2_165_168_L_0							
53 D	19.05	2.8697E-03	30.40	95.24	166.4	96.79	UL-RL	1.7722E+04	-10.40	0.000		
1.000	1.000	95.24	0.000	0.000	DI2_165_168_L_0							
54 D	19.17	2.7602E-03	33.60	95.84	169.6	97.42	UL-RL	1.7722E+04	-10.60	0.000		
1.000	1.000	95.84	0.000	0.000	DI2_165_168_L_0							
55 D	19.27	2.6491E-03	36.80	96.36	172.8	97.98	UL-RL	1.7722E+04	-10.80	0.000		
1.000	1.000	96.36	0.000	0.000	DI2_165_168_L_0							
56 D	19.36	2.5365E-03	40.00	96.81	176.0	98.47	UL-RL	1.7722E+04	-11.00	0.000		
1.000	1.000	96.81	0.000	0.000	DI2_165_168_L_0							
57 D	19.44	2.4228E-03	43.20	97.21	179.2	98.91	UL-RL	1.7722E+04	-11.20	0.000		
1.000	1.000	97.21	0.000	0.000	DI2_165_168_L_0							
58 D	19.51	2.3082E-03	46.40	97.57	182.4	99.31	UL-RL	1.7722E+04	-11.40	0.000		
1.000	1.000	97.57	0.000	0.000	DI2_165_168_L_0							
59 D	19.45	2.1928E-03	49.60	97.27	185.6	99.05	UL-RL	1.7722E+04	-11.60	0.000		
1.000	1.000	97.27	0.000	0.000	DI2_165_168_L_0							
60 D	19.34	2.0768E-03	52.80	96.72	188.8	98.53	UL-RL	1.7722E+04	-11.80	0.000		
1.000	1.000	96.72	0.000	0.000	DI2_165_168_L_0							
61 D	19.23	1.9604E-03	56.00	96.14	192.0	99.88	UL-RL	1.7722E+04	-12.00	0.000		
1.000	1.000	96.14	0.000	0.000	DI2_165_168_L_0							

```
  62 D   19.11      1.8437E-03   59.20       95.55       195.2       101.4          UL-RL  1.7722E+04  -12.20       0.000
1.000       1.000       95.55       0.000       0.000     DI2_165_168_L_0
  63 D   18.99      1.7267E-03   62.40       94.93       198.4       103.0          UL-RL  1.7722E+04  -12.40       0.000
1.000       1.000       94.93       0.000       0.000     DI2_165_168_L_0
  64 D   18.86      1.6096E-03   65.60       94.30       201.6       104.5          UL-RL  1.7722E+04  -12.60       0.000
1.000       1.000       94.30       0.000       0.000     DI2_165_168_L_0
  65 D   18.73      1.4924E-03   68.80       93.65       204.8       106.1          UL-RL  1.7722E+04  -12.80       0.000
1.000       1.000       93.65       0.000       0.000     DI2_165_168_L_0
  66 D   18.60      1.3752E-03   72.00       92.98       208.0       107.6          UL-RL  1.7722E+04  -13.00       0.000
1.000       1.000       92.98       0.000       0.000     DI2_165_168_L_0
  67 D   18.46      1.2580E-03   75.20       92.31       211.2       109.2          UL-RL  1.7722E+04  -13.20       0.000
1.000       1.000       92.31       0.000       0.000     DI2_165_168_L_0
  68 D   13.74      1.1407E-03   78.40       91.62       214.4       110.7          UL-RL  1.7722E+04  -13.40       0.000
1.000       1.000       91.62       0.000       0.000     DI2_165_168_L_0
  69 D   4.564      1.0821E-03   80.00       91.27       216.0       111.5          UL-RL  1.7722E+04  -13.50       0.000
1.000       1.000       91.27       0.000       0.000     DI2_165_168_L_0
```

```
+-----------------------------------------------------------------------------------------------------------------------+
|                  PARATIEPLUS(TM)   NLS ENGINE RELEASE  2018.0    FULL VERSION  *Build date:Nov 13, 2017*              |
|                                                                                                                       |
|                                      NewProject.BaseDesignSection_28.Nominal_63                                       |
|                                 Exe Time : 4 September 2018 18:06:08                                                  |
+-----------------------------------------------------------------------------------------------------------------------+
New Project


S T R E S S   R E S U L T S   F O R   G R O U P   N O.   3

WallElement_33                                                  :
ELEMENT TYPE    2 NO.OF ELEMENTS. IN THIS GROUP   68
C U R R E N T   T I M E   I S     5.0000

 WALL2D ELEMENT

   EL      TA          TB          MA          MB
-----------------------------------------------------
    1 -123.07      123.07     1.75369E-11 -24.614
    2 -122.86      122.86      24.614     -49.186
    3 -122.41      122.41      49.186     -73.668
    4 -119.24      119.24      73.668     -97.517
    5 -115.03      115.03      97.517     -120.52
    6 -110.97      110.97      120.52     -142.72
    7 -107.08      107.08      142.72     -164.13
    8 -103.41      103.41      164.13     -184.81
    9 -99.944      99.944      184.81     -204.80
   10 -96.694      96.694      204.80     -224.14
   11 -93.651      93.651      224.14     -242.87
   12 -90.802      90.802      242.87     -261.03
   13 -87.779      87.779      261.03     -278.59
   14 -84.507      84.507      278.59     -295.49
   15 -80.991      80.991      295.49     -311.69
   16 -77.234      77.234      311.69     -327.14
   17 -73.240      73.240      327.14     -341.78
   18 -69.037      69.037      341.78     -355.59
   19 -64.596      64.596      355.59     -368.51
   20 -59.917      59.917      368.51     -380.49
   21 -55.004      55.004      380.49     -391.49
   22 -49.858      49.858      391.49     -401.47
   23 -44.495      44.495      401.47     -410.36
   24 -38.900      38.900      410.36     -418.14
   25 -33.074      33.074      418.14     -424.76
   26 -27.881      27.881      424.76     -430.34
   27 -22.478      22.478      430.34     -434.83
   28 -16.878      16.878      434.83     -438.21
   29 -11.067      11.067      438.21     -440.42
   30 -5.0472      5.0472      440.42     -441.43
   31  1.1816     -1.1816      441.43     -441.19
   32  7.6190     -7.6190      441.19     -439.67
   33  14.265     -14.265      439.67     -436.82
   34  21.109     -21.109      436.82     -432.60
   35  28.161     -28.161      432.60     -426.96
   36  35.422     -35.422      426.96     -419.88
   37  42.890     -42.890      419.88     -411.30
   38  50.565     -50.565      411.30     -401.19
   39  58.440     -58.440      401.19     -389.50
   40  66.522     -66.522      389.50     -376.20
   41  74.811     -74.811      376.20     -361.23
   42  83.307     -83.307      361.23     -344.57
   43  92.010     -92.010      344.57     -326.17
   44  100.99     -100.99      326.17     -305.97
   45  109.85     -109.85      305.97     -284.00
   46  118.61     -118.61      284.00     -260.28
   47  122.29     -122.29      260.28     -235.82
   48  123.22     -123.22      235.82     -211.18
   49  121.24     -121.24      211.18     -186.93
   50  116.31     -116.31      186.93     -163.67
   51  108.71     -108.71      163.67     -141.93
   52  100.34     -100.34      141.93     -121.86
```

53	92.028	-92.028	121.86	-103.45
54	83.802	-83.802	103.45	-86.693
55	75.676	-75.676	86.693	-71.558
56	67.656	-67.656	71.558	-58.027
57	59.758	-59.758	58.027	-46.075
58	51.991	-51.991	46.075	-35.677
59	44.484	-44.484	35.677	-26.780
60	37.290	-37.290	26.780	-19.322
61	30.407	-30.407	19.322	-13.241
62	23.833	-23.833	13.241	-8.4743
63	17.574	-17.574	8.4743	-4.9595
64	11.993	-11.993	4.9595	-2.5609
65	7.4294	-7.4294	2.5609	-1.0750
66	3.8862	-3.8862	1.0750	-0.29776
67	1.3662	-1.3662	0.29776	-2.45258E-02
68	0.24523	-0.24523	2.45258E-02	-2.37360E-11

```
+-------------------------------------------------------------------------------------------------------------------------------+
|                  PARATIEPLUS(TM)   NLS ENGINE RELEASE  2018.0    FULL VERSION  *Build date:Nov 13, 2017*                    |
|                                                                                                                               |
|                                     NewProject.BaseDesignSection_28.Nominal_63                                                |
|                                  Exe Time : 4 September 2018 18:06:08                                                         |
+-------------------------------------------------------------------------------------------------------------------------------+
New Project


S T R E S S   R E S U L T S   F O R   G R O U P   N O.   4

Tieback_175                                                    :
ELEMENT TYPE    6 NO.OF ELEMENTS. IN THIS GROUP    1
C U R R E N T   T I M E   I S      5.0000

 POST-TENSION 2D-BOUNDARY ELEMENT

         EL    FORCE          d0          EDISPL     pl. eps          K     -ve limit   +ve limit
-----------------------------------------------------------------------------------------------------------
 ANCHOR    1   142.11     -1.49175E-03  9.84256E-04   0.0000       1458.7       0.0000       0.0000     ELASTIC  ORIGINAL
YOUNG MODULUS

 ITER     0 RNORM = 8.976     RMNORM= 0.000
             RINORM=0.8151E+06 RIMNOR=0.1119E+08
             RENORM= 2907.     REMNOR=0.5307E-18 RATIO =0.5972E-01 TOLER =0.1000E-03  NOT CONVERGED
             RFMAX = 123.2     RMMAX = 441.4
             RTSMAL=0.1000E-02 RMSMAL=0.1000E-02
             RDT   =0.8151E+06 RDR   =0.1119E+08
             RATIOT=0.5972E-01 RATIOR= 0.000
             MAX UN= 8.343     IEQ=    35 NODE     18 DOF   1  Y-DISPL.F
             MIN UN=-.2881E-09 IEQ=    80 NODE     40 DOF   2   X-ROT. F
             NO. OF CONTACT CONSTRAINT VIOLATIONS     0


 ITER     2 RNORM = 8.976     RMNORM= 0.000
             RINORM=0.8151E+06 RIMNOR=0.1119E+08
             RENORM= 275.3     REMNOR=0.2500E-17 RATIO =0.1838E-01 TOLER =0.1000E-03  NOT CONVERGED
             RFMAX = 123.2     RMMAX = 441.4
             RTSMAL=0.1000E-02 RMSMAL=0.1000E-02
             RDT   =0.8151E+06 RDR   =0.1119E+08
             RATIOT=0.1838E-01 RATIOR= 0.000
             MAX UN= 5.319     IEQ=     3 NODE      2 DOF   1  Y-DISPL.F
             MIN UN=-.7494E-08 IEQ=    49 NODE     25 DOF   1  Y-DISPL.F
             NO. OF CONTACT CONSTRAINT VIOLATIONS     0


 ITER     3 RNORM = 8.976     RMNORM= 0.000
             RINORM=0.8151E+06 RIMNOR=0.1119E+08
             RENORM= 37.43     REMNOR=0.2603E-17 RATIO =0.6777E-02 TOLER =0.1000E-03  NOT CONVERGED
             RFMAX = 123.2     RMMAX = 441.4
             RTSMAL=0.1000E-02 RMSMAL=0.1000E-02
             RDT   =0.8151E+06 RDR   =0.1119E+08
             RATIOT=0.6777E-02 RATIOR= 0.000
             MAX UN= 2.151     IEQ=    93 NODE     47 DOF   1  Y-DISPL.F
             MIN UN=-.5335E-08 IEQ=    13 NODE      7 DOF   1  Y-DISPL.F
             NO. OF CONTACT CONSTRAINT VIOLATIONS     0


 ITER     4 RNORM = 8.976     RMNORM= 0.000
             RINORM=0.8151E+06 RIMNOR=0.1119E+08
             RENORM= 33.98     REMNOR=0.3636E-17 RATIO =0.6456E-02 TOLER =0.1000E-03  NOT CONVERGED
             RFMAX = 123.2     RMMAX = 441.4
             RTSMAL=0.1000E-02 RMSMAL=0.1000E-02
             RDT   =0.8151E+06 RDR   =0.1119E+08
             RATIOT=0.6456E-02 RATIOR= 0.000
             MAX UN= 3.297     IEQ=    15 NODE      8 DOF   1  Y-DISPL.F
             MIN UN=-.8037E-08 IEQ=     3 NODE      2 DOF   1  Y-DISPL.F
             NO. OF CONTACT CONSTRAINT VIOLATIONS     0


 ITER     5 RNORM = 8.976     RMNORM= 0.000
```

```
  RINORM=0.8151E+06 RIMNOR=0.1119E+08
  RENORM= 7.998     REMNOR=0.8027E-17 RATIO =0.3132E-02 TOLER =0.1000E-03  NOT CONVERGED
  RFMAX = 123.2     RMMAX = 441.4
  RTSMAL=0.1000E-02 RMSMAL=0.1000E-02
  RDT   =0.8151E+06 RDR   =0.1119E+08
  RATIOT=0.3132E-02 RATIOR= 0.000
  MAX UN= 2.544     IEQ=    91 NODE     46 DOF   1  Y-DISPL.F
  MIN UN=-.1529E-07 IEQ=    15 NODE      8 DOF   1  Y-DISPL.F
  NO. OF CONTACT CONSTRAINT VIOLATIONS     0


ITER      6 RNORM = 8.976     RMNORM= 0.000
  RINORM=0.8151E+06 RIMNOR=0.1119E+08
  RENORM=0.5525E-01 REMNOR=0.3836E-17 RATIO =0.2603E-03 TOLER =0.1000E-03  NOT CONVERGED
  RFMAX = 123.2     RMMAX = 441.4
  RTSMAL=0.1000E-02 RMSMAL=0.1000E-02
  RDT   =0.8151E+06 RDR   =0.1119E+08
  RATIOT=0.2603E-03 RATIOR= 0.000
  MAX UN=0.2351     IEQ=   125 NODE     63 DOF   1  Y-DISPL.F
  MIN UN=-.9033E-08 IEQ=    29 NODE     15 DOF   1  Y-DISPL.F
  NO. OF CONTACT CONSTRAINT VIOLATIONS     0


ITER      7 RNORM = 8.976     RMNORM= 0.000
  RINORM=0.8151E+06 RIMNOR=0.1119E+08
  RENORM=0.1090E-14 REMNOR=0.2951E-17 RATIO =0.3656E-10 TOLER =0.1000E-03      CONVERGED !
  RFMAX = 123.2     RMMAX = 441.4
  RTSMAL=0.1000E-02 RMSMAL=0.1000E-02
  RDT   =0.8151E+06 RDR   =0.1119E+08
  RATIOT=0.3656E-10 RATIOR= 0.000
  MAX UN=0.7800E-08 IEQ=    69 NODE     35 DOF   1  Y-DISPL.F
  MIN UN=-.8026E-08 IEQ=    13 NODE      7 DOF   1  Y-DISPL.F
  NO. OF CONTACT CONSTRAINT VIOLATIONS     0
```

```
+-------------------------------------------------------------------------------------------------------------------------+
|                   PARATIEPLUS(TM)   NLS ENGINE RELEASE  2018.0    FULL VERSION  *Build date:Nov 13, 2017*              |
|                                                                                                                         |
|                                      NewProject.BaseDesignSection_28.Nominal_63                                         |
|                                  Exe Time : 4 September 2018 18:06:08                                                   |
+-------------------------------------------------------------------------------------------------------------------------+
New Project
SOLUTION REACHED USING     7 ITERATIONS ON   40

P R I N T   O U T   F O R   T I M E   S T E P    6     ( AT TIME   6.000     )

PRINT OUT OF ACTIVE COMPONENTS (FIXED NODES ARE NOT PRINTED OUT)

          Y-DISPL.F        X-ROT. F
            (02)             (04)           (
    1   1.5736552E-02  -2.6131217E-04
    2   1.5684215E-02  -2.6243740E-04
    3   1.5631428E-02  -2.6580713E-04
    4   1.5577743E-02  -2.7140713E-04
    5   1.5522718E-02  -2.7921842E-04
    6   1.5465910E-02  -2.8921702E-04
    7   1.5406887E-02  -3.0137379E-04
    8   1.5345219E-02  -3.1565441E-04
    9   1.5280486E-02  -3.3201920E-04
   10   1.5212276E-02  -3.5042277E-04
   11   1.5140185E-02  -3.7081397E-04
   12   1.5063821E-02  -3.9313615E-04
   13   1.4982806E-02  -4.1732766E-04
   14   1.4896770E-02  -4.4332198E-04
   15   1.4805361E-02  -4.7104746E-04
   16   1.4708241E-02  -5.0042743E-04
   17   1.4605085E-02  -5.3138045E-04
   18   1.4495589E-02  -5.6381973E-04
   19   1.4379464E-02  -5.9765436E-04
   20   1.4256441E-02  -6.3278867E-04
   21   1.4126269E-02  -6.6912211E-04
   22   1.3988719E-02  -7.0654991E-04
   23   1.3843584E-02  -7.4496209E-04
   24   1.3690677E-02  -7.8424437E-04
   25   1.3529836E-02  -8.2427799E-04
   26   1.3360924E-02  -8.6493954E-04
   27   1.3183827E-02  -9.0610942E-04
   28   1.2998454E-02  -9.4767286E-04
   29   1.2804740E-02  -9.8951052E-04
   30   1.2602640E-02  -1.0314993E-03
   31   1.2392138E-02  -1.0735122E-03
   32   1.2173243E-02  -1.1154176E-03
   33   1.1945988E-02  -1.1570808E-03
   34   1.1710437E-02  -1.1983623E-03
   35   1.1466679E-02  -1.2391189E-03
   36   1.1214834E-02  -1.2792035E-03
   37   1.0955053E-02  -1.3184648E-03
   38   1.0687514E-02  -1.3567479E-03
   39   1.0412430E-02  -1.3938936E-03
   40   1.0130044E-02  -1.4297387E-03
   41   9.8406323E-03  -1.4641163E-03
   42   9.5445064E-03  -1.4968554E-03
   43   9.2420111E-03  -1.5277811E-03
   44   8.9335268E-03  -1.5567152E-03
   45   8.6194700E-03  -1.5834984E-03
   46   8.3002802E-03  -1.6080131E-03
   47   7.9764209E-03  -1.6301844E-03
   48   7.6483647E-03  -1.6499812E-03
   49   7.3165860E-03  -1.6674152E-03
   50   6.9815542E-03  -1.6825414E-03
   51   6.6437184E-03  -1.6954586E-03
   52   6.3035000E-03  -1.7063087E-03
   53   5.9613291E-03  -1.7152756E-03
   54   5.6175185E-03  -1.7225685E-03
   55   5.2723997E-03  -1.7283912E-03
   56   4.9262471E-03  -1.7329372E-03
```

57	4.5792977E-03	-1.7363895E-03
58	4.2317528E-03	-1.7389202E-03
59	3.8837804E-03	-1.7406903E-03
60	3.5355174E-03	-1.7418488E-03
61	3.1870726E-03	-1.7425307E-03
62	2.8385288E-03	-1.7428586E-03
63	2.4899454E-03	-1.7429431E-03
64	2.1413611E-03	-1.7428837E-03
65	1.7927958E-03	-1.7427655E-03
66	1.4442546E-03	-1.7426518E-03
67	1.0957324E-03	-1.7425782E-03
68	7.4722025E-04	-1.7425507E-03
69	5.7294787E-04	-1.7425490E-03

```
+-------------------------------------------------------------------------------------------------------------------------------+
|                   PARATIEPLUS(TM)   NLS ENGINE RELEASE  2018.0    FULL VERSION  *Build date:Nov 13, 2017*                    |
|                                                                                                                               |
|                                      NewProject.BaseDesignSection_28.Nominal_63                                               |
|                                   Exe Time : 4 September 2018 18:06:08                                                        |
+-------------------------------------------------------------------------------------------------------------------------------+
New Project


S T R E S S   R E S U L T S   F O R   G R O U P   N O.   1

0_L                                                              :
ELEMENT TYPE    5 NO.OF ELEMENTS. IN THIS GROUP   69
C U R R E N T   T I M E   I S      6.0000

 HARDENING 2D SOIL ELEMENT

 ****** TOTAL STRESS FORMULATION *****

  EL *   FORCE     DISPL-Y  VERTICAL-P  HORIZON.-P     MAX-V-P     MAX-H-P           STATE   STIFFNESS Z-LEVEL      PORE
E FACTOR    UFACTOR       Peq           Su_a         Su_p     LAYER
 ------------------------------------------------------------------------------------------------------------------------------
-------------------------------------------------------------------------------------------
   1 D  4.5487E-04 -1.5737E-02  1.0882E-02  4.5487E-03  1.0882E-02  0.7420          ACTIVE   0.000       0.000       0.000
1.000       1.000      4.5487E-03   0.000       0.000     DI1_164_167_L_0
   2 D  0.2713     -1.5684E-02   3.246       1.357       3.246       13.92          ACTIVE   0.000     -0.2000       0.000
1.000       1.000       1.357       0.000       0.000     DI1_164_167_L_0
   3 D  0.5554     -1.5631E-02   6.643       2.777       6.643       28.49          ACTIVE   0.000     -0.4000       0.000
1.000       1.000       2.777       0.000       0.000     DI1_164_167_L_0
   4 D  0.8570     -1.5578E-02   10.25       4.285       10.25       43.96          ACTIVE   0.000     -0.6000       0.000
1.000       1.000       4.285       0.000       0.000     DI1_164_167_L_0
   5 D   1.171     -1.5523E-02   14.01       5.857       14.01       59.06          ACTIVE   0.000     -0.8000       0.000
1.000       1.000       5.857       0.000       0.000     DI1_164_167_L_0
   6 D   1.492     -1.5466E-02   17.84       7.458       17.84       59.70          ACTIVE   0.000      -1.000       0.000
1.000       1.000       7.458       0.000       0.000     DI1_164_167_L_0
   7 D   1.812     -1.5407E-02   21.67       9.060       21.67       58.78          ACTIVE   0.000      -1.200       0.000
1.000       1.000       9.060       0.000       0.000     DI1_164_167_L_0
   8 D   2.151     -1.5345E-02   25.73       10.76       25.73       57.75          ACTIVE   0.000      -1.400       0.000
1.000       1.000       10.76       0.000       0.000     DI1_164_167_L_0
   9 D   2.515     -1.5280E-02   30.08       12.57       30.08       56.68          ACTIVE   0.000      -1.600       0.000
1.000       1.000       12.57       0.000       0.000     DI1_164_167_L_0
  10 D   2.861     -1.5212E-02   34.22       14.30       34.22       55.62          ACTIVE   0.000      -1.800       0.000
1.000       1.000       14.30       0.000       0.000     DI1_164_167_L_0
  11 D   3.194     -1.5140E-02   38.20       15.97       38.20       54.59          ACTIVE   0.000      -2.000       0.000
1.000       1.000       15.97       0.000       0.000     DI1_164_167_L_0
  12 D   3.476     -1.5064E-02   41.58       17.38       41.58       53.61          ACTIVE   0.000      -2.200       0.000
1.000       1.000       17.38       0.000       0.000     DI1_164_167_L_0
  13 D   3.795     -1.4983E-02   45.39       18.97       45.39       54.49          ACTIVE   0.000      -2.400       0.000
1.000       1.000       18.97       0.000       0.000     DI1_164_167_L_0
  14 D   4.107     -1.4897E-02   49.13       20.53       49.13       55.73          ACTIVE   0.000      -2.600       0.000
1.000       1.000       20.53       0.000       0.000     DI1_164_167_L_0
  15 D   4.413     -1.4805E-02   52.79       22.07       52.79       56.95          ACTIVE   0.000      -2.800       0.000
1.000       1.000       22.07       0.000       0.000     DI1_164_167_L_0
  16 D   4.716     -1.4708E-02   56.41       23.58       56.41       58.15          ACTIVE   0.000      -3.000       0.000
1.000       1.000       23.58       0.000       0.000     DI1_164_167_L_0
  17 D   5.014     -1.4605E-02   59.97       25.07       59.97       59.34          ACTIVE   0.000      -3.200       0.000
1.000       1.000       25.07       0.000       0.000     DI1_164_167_L_0
  18 D   5.283     -1.4496E-02   63.19       26.41       63.19       60.41          ACTIVE   0.000      -3.400       0.000
1.000       1.000       26.41       0.000       0.000     DI1_164_167_L_0
  19 D   5.577     -1.4379E-02   66.71       27.88       66.71       61.58          ACTIVE   0.000      -3.600       0.000
1.000       1.000       27.88       0.000       0.000     DI1_164_167_L_0
  20 D   5.868     -1.4256E-02   70.19       29.34       70.19       62.76          ACTIVE   0.000      -3.800       0.000
1.000       1.000       29.34       0.000       0.000     DI1_164_167_L_0
  21 D   6.158     -1.4126E-02   73.66       30.79       73.66       63.94          ACTIVE   0.000      -4.000       0.000
1.000       1.000       30.79       0.000       0.000     DI1_164_167_L_0
  22 D   6.446     -1.3989E-02   77.10       32.23       77.10       65.10          ACTIVE   0.000      -4.200       0.000
1.000       1.000       32.23       0.000       0.000     DI1_164_167_L_0
  23 D   6.711     -1.3844E-02   80.28       33.56       80.28       66.18          ACTIVE   0.000      -4.400       0.000
1.000       1.000       33.56       0.000       0.000     DI1_164_167_L_0
  24 D   6.997     -1.3691E-02   83.70       34.98       83.70       67.34          ACTIVE   0.000      -4.600       0.000
1.000       1.000       34.98       0.000       0.000     DI1_164_167_L_0
```

25 D	7.281	-1.3530E-02	87.10	36.41	87.10	68.50	ACTIVE	0.000	-4.800	0.000
1.000	1.000	36.41	0.000	0.000	DI1_164_167_L_0					
26 D	6.507	-1.3361E-02	90.49	32.53	90.49	65.33	ACTIVE	0.000	-5.000	0.000
1.000	1.000	32.53	0.000	0.000	DI2_165_168_L_0					
27 D	6.759	-1.3184E-02	93.86	33.79	93.86	66.39	ACTIVE	0.000	-5.200	0.000
1.000	1.000	33.79	0.000	0.000	DI2_165_168_L_0					
28 D	6.994	-1.2998E-02	97.03	34.97	97.03	67.37	ACTIVE	0.000	-5.400	0.000
1.000	1.000	34.97	0.000	0.000	DI2_165_168_L_0					
29 D	7.245	-1.2805E-02	100.4	36.23	100.4	68.42	ACTIVE	0.000	-5.600	0.000
1.000	1.000	36.23	0.000	0.000	DI2_165_168_L_0					
30 D	7.495	-1.2603E-02	103.7	37.48	103.7	69.47	ACTIVE	0.000	-5.800	0.000
1.000	1.000	37.48	0.000	0.000	DI2_165_168_L_0					
31 D	7.745	-1.2392E-02	107.1	38.72	107.1	70.51	ACTIVE	0.000	-6.000	0.000
1.000	1.000	38.72	0.000	0.000	DI2_165_168_L_0					
32 D	7.993	-1.2173E-02	110.4	39.97	110.4	71.56	ACTIVE	0.000	-6.200	0.000
1.000	1.000	39.97	0.000	0.000	DI2_165_168_L_0					
33 D	8.242	-1.1946E-02	113.8	41.21	113.8	72.60	ACTIVE	0.000	-6.400	0.000
1.000	1.000	41.21	0.000	0.000	DI2_165_168_L_0					
34 D	8.477	-1.1710E-02	116.9	42.39	116.9	73.59	ACTIVE	0.000	-6.600	0.000
1.000	1.000	42.39	0.000	0.000	DI2_165_168_L_0					
35 D	8.725	-1.1467E-02	120.2	43.63	120.2	74.63	ACTIVE	0.000	-6.800	0.000
1.000	1.000	43.63	0.000	0.000	DI2_165_168_L_0					
36 D	8.973	-1.1215E-02	123.6	44.86	123.6	75.67	ACTIVE	0.000	-7.000	0.000
1.000	1.000	44.86	0.000	0.000	DI2_165_168_L_0					
37 D	9.220	-1.0955E-02	126.9	46.10	126.9	76.71	ACTIVE	0.000	-7.200	0.000
1.000	1.000	46.10	0.000	0.000	DI2_165_168_L_0					
38 D	9.466	-1.0688E-02	130.2	47.33	130.2	77.75	ACTIVE	0.000	-7.400	0.000
1.000	1.000	47.33	0.000	0.000	DI2_165_168_L_0					
39 D	9.702	-1.0412E-02	133.3	48.51	133.3	78.74	ACTIVE	0.000	-7.600	0.000
1.000	1.000	48.51	0.000	0.000	DI2_165_168_L_0					
40 D	9.948	-1.0130E-02	136.7	49.74	136.7	79.78	ACTIVE	0.000	-7.800	0.000
1.000	1.000	49.74	0.000	0.000	DI2_165_168_L_0					
41 D	10.19	-9.8406E-03	140.0	50.97	140.0	80.82	ACTIVE	0.000	-8.000	0.000
1.000	1.000	50.97	0.000	0.000	DI2_165_168_L_0					
42 D	10.44	-9.5445E-03	143.3	52.20	143.3	81.85	ACTIVE	0.000	-8.200	0.000
1.000	1.000	52.20	0.000	0.000	DI2_165_168_L_0					
43 D	10.69	-9.2420E-03	146.5	53.43	146.5	82.88	ACTIVE	0.000	-8.400	0.000
1.000	1.000	53.43	0.000	0.000	DI2_165_168_L_0					
44 D	10.93	-8.9335E-03	149.8	54.65	149.8	73.86	ACTIVE	0.000	-8.600	0.000
1.000	1.000	54.65	0.000	0.000	DI2_165_168_L_0					
45 D	11.17	-8.6195E-03	153.0	55.83	153.0	75.38	ACTIVE	0.000	-8.800	0.000
1.000	1.000	55.83	0.000	0.000	DI2_165_168_L_0					
46 D	11.41	-8.3003E-03	156.3	57.06	156.3	76.90	ACTIVE	0.000	-9.000	0.000
1.000	1.000	57.06	0.000	0.000	DI2_165_168_L_0					
47 D	11.66	-7.9764E-03	159.6	58.28	159.6	78.42	ACTIVE	0.000	-9.200	0.000
1.000	1.000	58.28	0.000	0.000	DI2_165_168_L_0					
48 D	11.90	-7.6484E-03	162.9	59.51	162.9	79.94	ACTIVE	0.000	-9.400	0.000
1.000	1.000	59.51	0.000	0.000	DI2_165_168_L_0					
49 D	12.15	-7.3166E-03	166.1	60.73	166.1	81.46	ACTIVE	0.000	-9.600	0.000
1.000	1.000	60.73	0.000	0.000	DI2_165_168_L_0					
50 D	12.38	-6.9816E-03	169.3	61.91	169.3	82.99	ACTIVE	0.000	-9.800	0.000
1.000	1.000	61.91	0.000	0.000	DI2_165_168_L_0					
51 D	12.63	-6.6437E-03	172.6	63.13	172.6	84.52	ACTIVE	0.000	-10.00	0.000
1.000	1.000	63.13	0.000	0.000	DI2_165_168_L_0					
52 D	12.87	-6.3035E-03	175.9	64.35	175.9	86.05	ACTIVE	0.000	-10.20	0.000
1.000	1.000	64.35	0.000	0.000	DI2_165_168_L_0					
53 D	13.11	-5.9613E-03	179.1	65.57	179.1	87.58	ACTIVE	0.000	-10.40	0.000
1.000	1.000	65.57	0.000	0.000	DI2_165_168_L_0					
54 D	13.36	-5.6175E-03	182.4	66.79	182.4	89.11	ACTIVE	0.000	-10.60	0.000
1.000	1.000	66.79	0.000	0.000	DI2_165_168_L_0					
55 D	13.60	-5.2724E-03	185.7	68.01	185.7	90.64	ACTIVE	0.000	-10.80	0.000
1.000	1.000	68.01	0.000	0.000	DI2_165_168_L_0					
56 D	13.84	-4.9262E-03	188.8	69.19	188.8	92.18	ACTIVE	0.000	-11.00	0.000
1.000	1.000	69.19	0.000	0.000	DI2_165_168_L_0					
57 D	14.08	-4.5793E-03	192.1	70.41	192.1	93.72	ACTIVE	0.000	-11.20	0.000
1.000	1.000	70.41	0.000	0.000	DI2_165_168_L_0					
58 D	14.33	-4.2318E-03	195.4	71.63	195.4	95.25	ACTIVE	0.000	-11.40	0.000
1.000	1.000	71.63	0.000	0.000	DI2_165_168_L_0					
59 D	14.57	-3.8838E-03	198.6	72.84	198.6	96.79	ACTIVE	0.000	-11.60	0.000
1.000	1.000	72.84	0.000	0.000	DI2_165_168_L_0					
60 D	14.81	-3.5355E-03	201.9	74.06	201.9	98.33	ACTIVE	0.000	-11.80	0.000
1.000	1.000	74.06	0.000	0.000	DI2_165_168_L_0					
61 D	15.05	-3.1871E-03	205.1	75.24	205.1	99.88	ACTIVE	0.000	-12.00	0.000
1.000	1.000	75.24	0.000	0.000	DI2_165_168_L_0					

```
  62 D   15.28     -2.8385E-03   208.2       76.39       208.2       101.4          ACTIVE   0.000      -12.20       0.000
1.000       1.000       76.39       0.000       0.000     DI2_165_168_L_0
  63 D   15.51     -2.4899E-03   211.2       77.54       211.2       103.0          ACTIVE   0.000      -12.40       0.000
1.000       1.000       77.54       0.000       0.000     DI2_165_168_L_0
  64 D   16.01     -2.1414E-03   214.3       80.04       214.3       104.5           UL-RL  2.2265E+04  -12.60       0.000
1.000       1.000       80.04       0.000       0.000     DI2_165_168_L_0
  65 D   16.70     -1.7928E-03   217.4       83.52       217.4       106.1           UL-RL  2.2265E+04  -12.80       0.000
1.000       1.000       83.52       0.000       0.000     DI2_165_168_L_0
  66 D   17.56     -1.4443E-03   220.5       87.79       220.5       107.6           UL-RL  2.2265E+04  -13.00       0.000
1.000       1.000       87.79       0.000       0.000     DI2_165_168_L_0
  67 D   18.42     -1.0957E-03   223.6       92.09       223.6       109.2           UL-RL  2.2265E+04  -13.20       0.000
1.000       1.000       92.09       0.000       0.000     DI2_165_168_L_0
  68 D   14.46     -7.4722E-04   226.7       96.39       226.7       110.7           UL-RL  2.2265E+04  -13.40       0.000
1.000       1.000       96.39       0.000       0.000     DI2_165_168_L_0
  69 D   4.927     -5.7295E-04   228.3       98.54       228.3       111.5           UL-RL  2.2265E+04  -13.50       0.000
1.000       1.000       98.54       0.000       0.000     DI2_165_168_L_0
```

```
+-----------------------------------------------------------------------------------------------------------------------+
|                  PARATIEPLUS(TM)   NLS ENGINE RELEASE  2018.0    FULL VERSION  *Build date:Nov 13, 2017*              |
|                                                                                                                       |
|                                      NewProject.BaseDesignSection_28.Nominal_63                                       |
|                                 Exe Time : 4 September 2018 18:06:08                                                  |
+-----------------------------------------------------------------------------------------------------------------------+
New Project


S T R E S S   R E S U L T S   F O R   G R O U P   N O.   2

0_R                                                                  :
ELEMENT TYPE    5 NO.OF ELEMENTS. IN THIS GROUP   69
C U R R E N T   T I M E   I S     6.0000

 HARDENING 2D SOIL ELEMENT

 ****** TOTAL STRESS FORMULATION *****

 EL *   FORCE     DISPL-Y  VERTICAL-P  HORIZON.-P     MAX-V-P     MAX-H-P          STATE   STIFFNESS Z-LEVEL      PORE
E FACTOR    UFACTOR       Peq          Su_a        Su_p     LAYER
 ---------------------------------------------------------------------------------------------------------------------------
-----------------------------------------------------------------------------------------------
   1     0.000         --          --          --          --          --          REMOVED     --        0.000       0.000
1.000       1.000       0.000       0.000       0.000     not available
   2     0.000         --          --          --          --          --          REMOVED     --      -0.2000       0.000
1.000       1.000       0.000       0.000       0.000     not available
   3     0.000         --          --          --          --          --          REMOVED     --      -0.4000       0.000
1.000       1.000       0.000       0.000       0.000     not available
   4     0.000         --          --          --          --          --          REMOVED     --      -0.6000       0.000
1.000       1.000       0.000       0.000       0.000     not available
   5     0.000         --          --          --          --          --          REMOVED     --      -0.8000       0.000
1.000       1.000       0.000       0.000       0.000     not available
   6     0.000         --          --          --          --          --          REMOVED     --       -1.000       0.000
1.000       1.000       0.000       0.000       0.000     not available
   7     0.000         --          --          --          --          --          REMOVED     --       -1.200       0.000
1.000       1.000       0.000       0.000       0.000     not available
   8     0.000         --          --          --          --          --          REMOVED     --       -1.400       0.000
1.000       1.000       0.000       0.000       0.000     not available
   9     0.000         --          --          --          --          --          REMOVED     --       -1.600       0.000
1.000       1.000       0.000       0.000       0.000     not available
  10     0.000         --          --          --          --          --          REMOVED     --       -1.800       0.000
1.000       1.000       0.000       0.000       0.000     not available
  11     0.000         --          --          --          --          --          REMOVED     --       -2.000       0.000
1.000       1.000       0.000       0.000       0.000     not available
  12     0.000         --          --          --          --          --          REMOVED     --       -2.200       0.000
1.000       1.000       0.000       0.000       0.000     not available
  13     0.000         --          --          --          --          --          REMOVED     --       -2.400       0.000
1.000       1.000       0.000       0.000       0.000     not available
  14     0.000         --          --          --          --          --          REMOVED     --       -2.600       0.000
1.000       1.000       0.000       0.000       0.000     not available
  15     0.000         --          --          --          --          --          REMOVED     --       -2.800       0.000
1.000       1.000       0.000       0.000       0.000     not available
  16     0.000         --          --          --          --          --          REMOVED     --       -3.000       0.000
1.000       1.000       0.000       0.000       0.000     not available
  17     0.000         --          --          --          --          --          REMOVED     --       -3.200       0.000
1.000       1.000       0.000       0.000       0.000     not available
  18     0.000         --          --          --          --          --          REMOVED     --       -3.400       0.000
1.000       1.000       0.000       0.000       0.000     not available
  19     0.000         --          --          --          --          --          REMOVED     --       -3.600       0.000
1.000       1.000       0.000       0.000       0.000     not available
  20     0.000         --          --          --          --          --          REMOVED     --       -3.800       0.000
1.000       1.000       0.000       0.000       0.000     not available
  21     0.000         --          --          --          --          --          REMOVED     --       -4.000       0.000
1.000       1.000       0.000       0.000       0.000     not available
  22     0.000         --          --          --          --          --          REMOVED     --       -4.200       0.000
1.000       1.000       0.000       0.000       0.000     not available
  23     0.000         --          --          --          --          --          REMOVED     --       -4.400       0.000
1.000       1.000       0.000       0.000       0.000     not available
  24     0.000         --          --          --          --          --          REMOVED     --       -4.600       0.000
1.000       1.000       0.000       0.000       0.000     not available
```

25	0.000	--	--	--	--	--	REMOVED	--	-4.800	0.000	
1.000	1.000	0.000	0.000	0.000	not available						
26	0.000	--	--	--	--	--	REMOVED	--	-5.000	0.000	
1.000	1.000	0.000	0.000	0.000	not available						
27	0.000	--	--	--	--	--	REMOVED	--	-5.200	0.000	
1.000	1.000	0.000	0.000	0.000	not available						
28	0.000	--	--	--	--	--	REMOVED	--	-5.400	0.000	
1.000	1.000	0.000	0.000	0.000	not available						
29	0.000	--	--	--	--	--	REMOVED	--	-5.600	0.000	
1.000	1.000	0.000	0.000	0.000	not available						
30	0.000	--	--	--	--	--	REMOVED	--	-5.800	0.000	
1.000	1.000	0.000	0.000	0.000	not available						
31	0.000	--	--	--	--	--	REMOVED	--	-6.000	0.000	
1.000	1.000	0.000	0.000	0.000	not available						
32	0.000	--	--	--	--	--	REMOVED	--	-6.200	0.000	
1.000	1.000	0.000	0.000	0.000	not available						
33	0.000	--	--	--	--	--	REMOVED	--	-6.400	0.000	
1.000	1.000	0.000	0.000	0.000	not available						
34	0.000	--	--	--	--	--	REMOVED	--	-6.600	0.000	
1.000	1.000	0.000	0.000	0.000	not available						
35	0.000	--	--	--	--	--	REMOVED	--	-6.800	0.000	
1.000	1.000	0.000	0.000	0.000	not available						
36	0.000	--	--	--	--	--	REMOVED	--	-7.000	0.000	
1.000	1.000	0.000	0.000	0.000	not available						
37	0.000	--	--	--	--	--	REMOVED	--	-7.200	0.000	
1.000	1.000	0.000	0.000	0.000	not available						
38	0.000	--	--	--	--	--	REMOVED	--	-7.400	0.000	
1.000	1.000	0.000	0.000	0.000	not available						
39	0.000	--	--	--	--	--	REMOVED	--	-7.600	0.000	
1.000	1.000	0.000	0.000	0.000	not available						
40	0.000	--	--	--	--	--	REMOVED	--	-7.800	0.000	
1.000	1.000	0.000	0.000	0.000	not available						
41	0.000	--	--	--	--	--	REMOVED	--	-8.000	0.000	
1.000	1.000	0.000	0.000	0.000	not available						
42	0.000	--	--	--	--	--	REMOVED	--	-8.200	0.000	
1.000	1.000	0.000	0.000	0.000	not available						
43	0.000	--	--	--	--	--	REMOVED	--	-8.400	0.000	
1.000	1.000	0.000	0.000	0.000	not available						
44 D	2.331	8.9335E-03	1.600	11.65	1.600	11.65	PASSIVE	0.000	-8.600	0.000	
1.000	1.000	11.65	0.000	0.000	DI2_165_168_L_0						
45 D	5.239	8.6195E-03	4.800	26.20	4.800	26.20	PASSIVE	0.000	-8.800	0.000	
1.000	1.000	26.20	0.000	0.000	DI2_165_168_L_0						
46 D	8.148	8.3003E-03	8.000	40.74	8.000	40.74	PASSIVE	0.000	-9.000	0.000	
1.000	1.000	40.74	0.000	0.000	DI2_165_168_L_0						
47 D	11.06	7.9764E-03	11.20	55.29	147.2	79.01	PASSIVE	0.000	-9.200	0.000	
1.000	1.000	55.29	0.000	0.000	DI2_165_168_L_0						
48 D	13.97	7.6484E-03	14.40	69.83	150.4	80.44	PASSIVE	0.000	-9.400	0.000	
1.000	1.000	69.83	0.000	0.000	DI2_165_168_L_0						
49 D	16.87	7.3166E-03	17.60	84.37	153.6	84.37	PASSIVE	0.000	-9.600	0.000	
1.000	1.000	84.37	0.000	0.000	DI2_165_168_L_0						
50 D	19.78	6.9816E-03	20.80	98.92	156.8	98.92	PASSIVE	0.000	-9.800	0.000	
1.000	1.000	98.92	0.000	0.000	DI2_165_168_L_0						
51 D	22.69	6.6437E-03	24.00	113.5	160.0	113.5	PASSIVE	0.000	-10.00	0.000	
1.000	1.000	113.5	0.000	0.000	DI2_165_168_L_0						
52 D	25.60	6.3035E-03	27.20	128.0	163.2	128.0	PASSIVE	0.000	-10.20	0.000	
1.000	1.000	128.0	0.000	0.000	DI2_165_168_L_0						
53 D	26.01	5.9613E-03	30.40	130.1	166.4	130.1	V-C	1.1076E+04	-10.40	0.000	
1.000	1.000	130.1	0.000	0.000	DI2_165_168_L_0						
54 D	25.62	5.6175E-03	33.60	128.1	169.6	128.1	V-C	1.1076E+04	-10.60	0.000	
1.000	1.000	128.1	0.000	0.000	DI2_165_168_L_0						
55 D	25.20	5.2724E-03	36.80	126.0	172.8	126.0	V-C	1.1076E+04	-10.80	0.000	
1.000	1.000	126.0	0.000	0.000	DI2_165_168_L_0						
56 D	24.78	4.9262E-03	40.00	123.9	176.0	123.9	V-C	1.1076E+04	-11.00	0.000	
1.000	1.000	123.9	0.000	0.000	DI2_165_168_L_0						
57 D	24.35	4.5793E-03	43.20	121.7	179.2	121.7	V-C	1.1076E+04	-11.20	0.000	
1.000	1.000	121.7	0.000	0.000	DI2_165_168_L_0						
58 D	23.91	4.2318E-03	46.40	119.5	182.4	119.5	V-C	1.1076E+04	-11.40	0.000	
1.000	1.000	119.5	0.000	0.000	DI2_165_168_L_0						
59 D	23.33	3.8838E-03	49.60	116.7	185.6	116.7	V-C	1.1076E+04	-11.60	0.000	
1.000	1.000	116.7	0.000	0.000	DI2_165_168_L_0						
60 D	22.71	3.5355E-03	52.80	113.6	188.8	113.6	V-C	1.1076E+04	-11.80	0.000	
1.000	1.000	113.6	0.000	0.000	DI2_165_168_L_0						
61 D	22.23	3.1871E-03	56.00	111.1	192.0	111.1	V-C	1.1076E+04	-12.00	0.000	
1.000	1.000	111.1	0.000	0.000	DI2_165_168_L_0						

62 D	21.75	2.8385E-03	59.20	108.8	195.2	108.8	V-C	1.1076E+04	-12.20	0.000	
1.000	1.000	108.8	0.000	0.000	DI2_165_168_L_0						
63 D	21.28	2.4899E-03	62.40	106.4	198.4	106.4	V-C	1.1076E+04	-12.40	0.000	
1.000	1.000	106.4	0.000	0.000	DI2_165_168_L_0						
64 D	20.72	2.1414E-03	65.60	103.6	201.6	104.7	UL-RL	1.7722E+04	-12.60	0.000	
1.000	1.000	103.6	0.000	0.000	DI2_165_168_L_0						
65 D	19.79	1.7928E-03	68.80	98.97	204.8	106.1	UL-RL	1.7722E+04	-12.80	0.000	
1.000	1.000	98.97	0.000	0.000	DI2_165_168_L_0						
66 D	18.84	1.4443E-03	72.00	94.21	208.0	107.6	UL-RL	1.7722E+04	-13.00	0.000	
1.000	1.000	94.21	0.000	0.000	DI2_165_168_L_0						
67 D	17.89	1.0957E-03	75.20	89.43	211.2	109.2	UL-RL	1.7722E+04	-13.20	0.000	
1.000	1.000	89.43	0.000	0.000	DI2_165_168_L_0						
68 D	12.70	7.4722E-04	78.40	84.65	214.4	110.7	UL-RL	1.7722E+04	-13.40	0.000	
1.000	1.000	84.65	0.000	0.000	DI2_165_168_L_0						
69 D	4.113	5.7295E-04	80.00	82.25	216.0	111.5	UL-RL	1.7722E+04	-13.50	0.000	
1.000	1.000	82.25	0.000	0.000	DI2_165_168_L_0						

```
+-----------------------------------------------------------------------------------------------------------------------+
|                  PARATIEPLUS(TM)   NLS ENGINE RELEASE  2018.0    FULL VERSION  *Build date:Nov 13, 2017*              |
|                                                                                                                       |
|                                      NewProject.BaseDesignSection_28.Nominal_63                                       |
|                                 Exe Time : 4 September 2018 18:06:08                                                  |
+-----------------------------------------------------------------------------------------------------------------------+
New Project


S T R E S S   R E S U L T S   F O R   G R O U P   N O.   3

WallElement_33                                                  :
ELEMENT TYPE    2 NO.OF ELEMENTS. IN THIS GROUP   68
C U R R E N T   T I M E   I S     6.0000

 WALL2D ELEMENT

   EL      TA          TB          MA          MB
-----------------------------------------------------
    1 -138.66      138.66    -2.77069E-11 -27.732
    2 -137.92      137.92      27.732     -55.316
    3 -136.90      136.90      55.316     -82.697
    4 -135.58      135.58      82.697     -109.81
    5 -133.95      133.95      109.81     -136.60
    6 -131.99      131.99      136.60     -163.00
    7 -129.72      129.72      163.00     -188.95
    8 -127.10      127.10      188.95     -214.37
    9 -124.13      124.13      214.37     -239.19
   10 -120.80      120.80      239.19     -263.35
   11 -117.15      117.15      263.35     -286.78
   12 -113.21      113.21      286.78     -309.42
   13 -108.95      108.95      309.42     -331.21
   14 -104.38      104.38      331.21     -352.09
   15 -99.500      99.500      352.09     -371.99
   16 -94.321      94.321      371.99     -390.85
   17 -88.844      88.844      390.85     -408.62
   18 -83.098      83.098      408.62     -425.24
   19 -77.058      77.058      425.24     -440.65
   20 -70.727      70.727      440.65     -454.80
   21 -64.106      64.106      454.80     -467.62
   22 -57.197      57.197      467.62     -479.06
   23 -50.022      50.022      479.06     -489.06
   24 -42.562      42.562      489.06     -497.58
   25 -34.817      34.817      497.58     -504.54
   26 -27.847      27.847      504.54     -510.11
   27 -20.625      20.625      510.11     -514.23
   28 -13.167      13.167      514.23     -516.87
   29 -5.4585      5.4585      516.87     -517.96
   30  2.5001     -2.5001      517.96     -517.46
   31  10.708     -10.708      517.46     -515.32
   32  19.165     -19.165      515.32     -511.48
   33  27.870     -27.870      511.48     -505.91
   34  36.811     -36.811      505.91     -498.55
   35  45.999     -45.999      498.55     -489.35
   36  55.435     -55.435      489.35     -478.26
   37  65.118     -65.118      478.26     -465.24
   38  75.048     -75.048      465.24     -450.23
   39  85.213     -85.213      450.23     -433.19
   40  95.625     -95.625      433.19     -414.06
   41  106.28     -106.28      414.06     -392.80
   42  117.19     -117.19      392.80     -369.37
   43  128.22     -128.22      369.37     -343.72
   44  136.82     -136.82      343.72     -316.36
   45  142.75     -142.75      316.36     -287.81
   46  146.01     -146.01      287.81     -258.61
   47  146.61     -146.61      258.61     -229.29
   48  144.54     -144.54      229.29     -200.38
   49  139.82     -139.82      200.38     -172.42
   50  132.41     -132.41      172.42     -145.93
   51  122.35     -122.35      145.93     -121.46
   52  109.62     -109.62      121.46     -99.540
```

53	96.718	-96.718	99.540	-80.197
54	84.460	-84.460	80.197	-63.305
55	72.858	-72.858	63.305	-48.733
56	61.915	-61.915	48.733	-36.350
57	51.651	-51.651	36.350	-26.020
58	42.071	-42.071	26.020	-17.606
59	33.306	-33.306	17.606	-10.944
60	25.407	-25.407	10.944	-5.8630
61	18.229	-18.229	5.8630	-2.2171
62	11.754	-11.754	2.2171	0.13363
63	5.9823	-5.9823	-0.13363	1.3301
64	1.2663	-1.2663	-1.3301	1.5833
65	-1.8247	1.8247	-1.5833	1.2184
66	-3.1082	3.1082	-1.2184	0.59677
67	-2.5765	2.5765	-0.59677	8.14756E-02
68	-0.81467	0.81467	-8.14756E-02	-1.54724E-11

```
+-------------------------------------------------------------------------------------------------------------------------------+
|                   PARATIEPLUS(TM)   NLS ENGINE RELEASE  2018.0    FULL VERSION  *Build date:Nov 13, 2017*                    |
|                                                                                                                               |
|                                      NewProject.BaseDesignSection_28.Nominal_63                                               |
|                                   Exe Time : 4 September 2018 18:06:08                                                        |
+-------------------------------------------------------------------------------------------------------------------------------+
New Project


S T R E S S    R E S U L T S    F O R    G R O U P    N O.    4

Tieback_175                                                 :
ELEMENT TYPE    6 NO.OF ELEMENTS. IN THIS GROUP    1
C U R R E N T    T I M E    I S      6.0000

 POST-TENSION 2D-BOUNDARY ELEMENT

         EL    FORCE          d0          EDISPL     pl. eps          K     -ve limit   +ve limit
-------------------------------------------------------------------------------------------------------------
 ANCHOR    1   160.38     -1.49175E-03  1.35053E-02   0.0000       1458.7       0.0000       0.0000     ELASTIC  ORIGINAL
YOUNG MODULUS
```

```
+-------------------------------------------------------------------------------------------------------------------------+
|                  PARATIEPLUS(TM)   NLS ENGINE RELEASE  2018.0    FULL VERSION  *Build date:Nov 13, 2017*              |
|                                                                                                                         |
|                                     NewProject.BaseDesignSection_28.Nominal_63                                          |
|                                  Exe Time : 4 September 2018 18:06:08                                                   |
+-------------------------------------------------------------------------------------------------------------------------+


     F I N A L    I N C R E M E N T A L    A N A L Y S I S

                    S U M M A R Y

     STEP                                  NO. OF ITERATIONS

        1           CONVERGENCE :YES                      2
        2           CONVERGENCE :YES                      4
        3           CONVERGENCE :YES                      4
        4           CONVERGENCE :YES                      5
        5           CONVERGENCE :YES                      2
        6           CONVERGENCE :YES                      7


 END OF PROCESS FOR PROBLEM
New Project
NONLINEAR SOLUTION CPU TIME ....    0.12 [sec]
DATABASE  CREATION CPU TIME.....    0.43 [sec]
```

Design Assumption : SLE (Rara/Frequente/Quasi Permanente) - File di Paratie - File di input (.d)

```
* PARATIE ANALYSIS FOR DESIGN SECTION:Base Design Section USING ASSUMPTION: SLE (Rara/Frequente/Quasi Permanente)
 * Time:martedì 4 settembre 2018 18:06:09
 * 1: Defining general settings
 UNIT  m kN
 TITLE New Project
 DELTA 0.2
 option param itemax 40
 option control hinges 0 0.0001 0.001

 * 2: Defining wall(s)
 WALL LeftWall_32 0 -13.5 0 1

 * 3: Defining surfaces for wall(s)
 SOIL 0_L LeftWall_32 -13.5 0 1 0
 SOIL 0_R LeftWall_32 -13.5 0 2 180

 * 4: Defining soil layers
 *
 * Soil Profile (Rilevato_2_8_L_0)
 *
 LDATA Rilevato_2_8_L_0 3 LeftWall_32
 ATREST 0.5 0.5 1
 WEIGHT 19 10 10
 PERMEABILITY 0.0001
 RESISTANCE 0 38 0 0 0
 YOUNG 1.5E+04 4.5E+04
 ENDL
 *
 * Soil Profile (DI1_164_167_L_0)
 *
 LDATA DI1_164_167_L_0 0 LeftWall_32
 ATREST 0.5 0.5 1
 WEIGHT 16 6 10
 PERMEABILITY 1E-05
 RESISTANCE 0 30 0 0 0
 YOUNG 3E+04 4.8E+04
 ENDL
 *
 * Soil Profile (DI2_165_168_L_0)
 *
 LDATA DI2_165_168_L_0 -5 LeftWall_32
 ATREST 0.5 0.5 1
 WEIGHT 16 6 10
 PERMEABILITY 1E-05
 RESISTANCE 1 33 0 0 0
 YOUNG 6.8E+04 1.088E+05
 ENDL

 * 5: Defining structural materials
 * Steel material: 108 Name=Fe360 E=206000200 kPa
 MATERIAL Fe360_108 2.06E+08
 * Concrete material: 104 Name=C25/30 E=31475800 kPa
 MATERIAL C2530_104 3.148E+07
 * Rebar material: 124 Name=acciaio armonico E=200100000 kPa
 MATERIAL acciaioarmonico_124 2.001E+08
 * Concrete material: 103 Name=C20/25 E=29962000 kPa
 MATERIAL C2025_103 2.996E+07

 * 6: Defining structural elements
 * 6.1: Beams and combined Wall Elements
 BEAM WallElement_33 LeftWall_32 -13.5 0 C2530_104 0.9794 00 00 0


 * 6.2: Supports
 WIRE Tieback_175 LeftWall_32 0 acciaioarmonico_124 7.29E-06 138.5 30 0 0
```

```
* 6.3: Strips
STRIP LeftWall_32 1 6 1 11 0 20 45
STRIP LeftWall_32 1 6 18 12 2.7 20 45

* 7: Defining Steps
STEP Stage1_31
CHANGE Rilevato_2_8_L_0 U-FRICT=38 LeftWall_32
CHANGE Rilevato_2_8_L_0 D-FRICT=38 LeftWall_32
CHANGE Rilevato_2_8_L_0 U-KA=0.238 LeftWall_32
CHANGE Rilevato_2_8_L_0 U-KP=7.232 LeftWall_32
CHANGE Rilevato_2_8_L_0 D-KA=0.238 LeftWall_32
CHANGE Rilevato_2_8_L_0 D-KP=7.232 LeftWall_32
CHANGE DI1_164_167_L_0 U-FRICT=30 LeftWall_32
CHANGE DI1_164_167_L_0 D-FRICT=30 LeftWall_32
CHANGE DI1_164_167_L_0 U-KA=0.333 LeftWall_32
CHANGE DI1_164_167_L_0 U-KP=4.288 LeftWall_32
CHANGE DI1_164_167_L_0 D-KA=0.333 LeftWall_32
CHANGE DI1_164_167_L_0 D-KP=4.288 LeftWall_32
CHANGE DI2_165_168_L_0 U-FRICT=33 LeftWall_32
CHANGE DI2_165_168_L_0 D-FRICT=33 LeftWall_32
CHANGE DI2_165_168_L_0 U-KA=0.295 LeftWall_32
CHANGE DI2_165_168_L_0 U-KP=6.049 LeftWall_32
CHANGE DI2_165_168_L_0 D-KA=0.295 LeftWall_32
CHANGE DI2_165_168_L_0 D-KP=5.16 LeftWall_32
CHANGE Rilevato_2_8_L_0 U-COHE=0 LeftWall_32
CHANGE Rilevato_2_8_L_0 U-ADHES=0 LeftWall_32
CHANGE Rilevato_2_8_L_0 D-COHE=0 LeftWall_32
CHANGE Rilevato_2_8_L_0 D-ADHES=0 LeftWall_32
CHANGE DI1_164_167_L_0 U-COHE=0 LeftWall_32
CHANGE DI1_164_167_L_0 U-ADHES=0 LeftWall_32
CHANGE DI1_164_167_L_0 D-COHE=0 LeftWall_32
CHANGE DI1_164_167_L_0 D-ADHES=0 LeftWall_32
CHANGE DI2_165_168_L_0 U-COHE=1 LeftWall_32
CHANGE DI2_165_168_L_0 U-ADHES=0 LeftWall_32
CHANGE DI2_165_168_L_0 D-COHE=1 LeftWall_32
CHANGE DI2_165_168_L_0 D-ADHES=0 LeftWall_32
SETWALL LeftWall_32
GEOM 0 0
WATER -18 0 -13.5 0 0
ADD WallElement_33
ENDSTEP

STEP Stage2_183
SETWALL LeftWall_32
GEOM 0 -1
WATER -18 0 -13.5 0 0
ENDSTEP

STEP Stage3_283
SETWALL LeftWall_32
GEOM 0 -1
WATER -18 0 -13.5 0 0
ADD Tieback_175
ENDSTEP

STEP Stage4_383
SETWALL LeftWall_32
GEOM 0 -9
WATER -18 0 -13.5 0 0
ENDSTEP

STEP Stage5_744
SETWALL LeftWall_32
GEOM 0 -8.5
WATER -18 0 -13.5 0 0
ENDSTEP

STEP Stage6_2841
SETWALL LeftWall_32
```

```
GEOM 0 -8.5
WATER -18 0 -13.5 0 0
ENDSTEP
```

Design Assumption : SLE (Rara/Frequente/Quasi Permanente) - File di Paratie - File di output (.out)

```
+-------------------------------------------------------------------------------------------------------------------------+
|                   PARATIEPLUS(TM)   NLS ENGINE RELEASE  2018.0    FULL VERSION  *Build date:Nov 13, 2017*               |
|                                                                                                                         |
|                         NewProject.BaseDesignSection_28.SLERaraFrequenteQuasiPermanente_1153                            |
|                                  Exe Time : 4 September 2018 18:06:09                                                   |
+-------------------------------------------------------------------------------------------------------------------------+

                  ***********************************************************
                  *                                                         *
                  *  PARATIE PLUS Non-Linear Spring Engine                  *
                  *                                                         *
                  *          AN ELASTOPLASTIC FINITE ELEMENT PROGRAM        *
                  *          FOR FLEXIBLE EARTH-RETAINING STRUCTURES        *
                  *                                                         *
                  *          Written by Ce.A.S. s.r.l. (ITALY)              *
                  *          with the scientific supervision of             *
                  *          Roberto Nova - full professor SOIL MECHANICS   *
                  *          at Politecnico di Milano (ITALY)               *
                  *                                                         *
                  ***********************************************************
                  *                                                         *
                  *  RELEASE   2018.0     *Build date:Nov 13, 2017*    *    *
                  *                                                         *
                  *                                                         *
                  *  Ce.A.S.     S.R.L   CENTRO DI ANALISI STRUTTURALE      *
                  *              VIALE   GIUSTINIANO 10                     *
                  *              20129   M I L A N O  (ITALIA)              *
                  *  TEL.        +39 02 2020221                             *
                  *                                                         *
                  *  email       bruno.becci@ceas.it                        *
                  *  Web Page    www.ceas.it     www.paratieplus.com        *
                  ***********************************************************



 JOB : NewProject.BaseDesignSection_28.SLERaraFrequenteQuasiPermanente_1153
 STARTING
ACCEPTED   <FILE,GENW                                                       >
ACCEPTED   <FILE,PLOTTER,BINARY                                             >
ACCEPTED   <SOLVE TOTAL_STRESS                                              >
ACCEPTED   <PARAM ITEMAX 40                                                 >
ACCEPTED   <CONTROL HINGES 0 0.0001 0.001                                   >


                  ***********************************************************
                  *                                                         *
                  *  WARNING : PORE PRESSURES ARE AUTOMATICALLY COMPUTED    *
                  *    BY THE PROGRAM.                                      *
                  ***********************************************************

PRELIMINARY OPERATIONS CPU TIME     0.01 [sec]
```

```
+-------------------------------------------------------------------------------------------------------------------------+
|                   PARATIEPLUS(TM)   NLS ENGINE RELEASE  2018.0    FULL VERSION  *Build date:Nov 13, 2017*               |
|                                                                                                                         |
|                          NewProject.BaseDesignSection_28.SLERaraFrequenteQuasiPermanente_1153                           |
|                                   Exe Time : 4 September 2018 18:06:09                                                  |
+-------------------------------------------------------------------------------------------------------------------------+


INPUT FILE HAS BEEN GENERATED BY WALGEN PROGRAM


New Project


NO. OF NODAL POINTS (NUMNP) ...................   69
NO. OF COORDINATES  (NCOORD)...................    2
NO. OF NODE DOFS    (NDOF).....................    2
NO. OF EQUATIONS    (NEQ)...................... 138
NO. OF CONSTRAINTS CARDS (NVINC)...............    0
NO. OF ELEMENT GROUPS (NEG).....................    4
NO. OF SOLUTION STEPS (NSTE)...................    6
NO. OF ELEMENT SETS ATTACHED TO SLAVE NODES ...    0
NO. OF RECORD FROM WALGEN .....................   99
NO. OF LONG NAMES (LASTNAME) ..................   24
LENGTH UNIT CHOICE ............................    3 (M   )
FORCE  UNIT CHOICE ............................    3 (KN  )
MAX PORE PRESSURE TABLE LENGTH.................    1
NO. OF ELEMENT GROUPS REQUIRING ADD. SLIP DOF .    0


IDOFA (01) =  2  Y-DISPL.F
IDOFA (02) =  4   X-ROT. F

 RELEVANT ITEMS UNITS

 STRESSES                  kPa
 Y-DISPLACEMENTS           m
 ROTATIONS                 RADIANS
 BEAM AND SLAB MOMENTS     kN*m/m
 BEAM SHEAR FORCES         kN/m
 ANCHOR FORCES             kN/m
 AXIAL FORCES IN TRUSSES   kN/m
 AXIAL FORCES SPRINGS      kN/m
 Y-REACTIONS               kN/m
 X-MOMENT REACTIONS        kN*m/m
 ETC.
```

```
+-------------------------------------------------------------------------------------------------------------------------+
|                   PARATIEPLUS(TM)   NLS ENGINE RELEASE  2018.0    FULL VERSION  *Build date:Nov 13, 2017*               |
|                                                                                                                         |
|                         NewProject.BaseDesignSection_28.SLERaraFrequenteQuasiPermanente_1153                            |
|                                  Exe Time : 4 September 2018 18:06:09                                                   |
+-------------------------------------------------------------------------------------------------------------------------+
                   P R E P R O C E S S O R    D A T A

                   N O.  O F   C O M M A N D S     99

    1 : UNIT  m kN
    2 : TITLE New Project
    3 : DELTA 0.2
    4 : option param itemax 40
    5 : option control hinges 0 0.0001 0.001
    6 : WALL LeftWall_32 0 -13.5 0 1
    7 : SOIL 0_L LeftWall_32 -13.5 0 1 0
    8 : SOIL 0_R LeftWall_32 -13.5 0 2 180
    9 : LDATA Rilevato_2_8_L_0 3 LeftWall_32
   10 : ATREST 0.5 0.5 1
   11 : WEIGHT 19 10 10
   12 : PERMEABILITY 0.0001
   13 : RESISTANCE 0 38 0 0 0
   14 : YOUNG 1.5E+04 4.5E+04
   15 : ENDL
   16 : LDATA DI1_164_167_L_0 0 LeftWall_32
   17 : ATREST 0.5 0.5 1
   18 : WEIGHT 16 6 10
   19 : PERMEABILITY 1E-05
   20 : RESISTANCE 0 30 0 0 0
   21 : YOUNG 3E+04 4.8E+04
   22 : ENDL
   23 : LDATA DI2_165_168_L_0 -5 LeftWall_32
   24 : ATREST 0.5 0.5 1
   25 : WEIGHT 16 6 10
   26 : PERMEABILITY 1E-05
   27 : RESISTANCE 1 33 0 0 0
   28 : YOUNG 6.8E+04 1.088E+05
   29 : ENDL
   30 : MATERIAL Fe360_108 2.06E+08
   31 : MATERIAL C2530_104 3.148E+07
   32 : MATERIAL acciaioarmonico_124 2.001E+08
   33 : MATERIAL C2025_103 2.996E+07
   34 : BEAM WallElement_33 LeftWall_32 -13.5 0 C2530_104 0.9794 00 00 0
   35 : WIRE Tieback_175 LeftWall_32 0 acciaioarmonico_124 7.29E-06 138.5 30 0 0
   36 : STRIP LeftWall_32 1 6 1 11 0 20 45
   37 : STRIP LeftWall_32 1 6 18 12 2.7 20 45
   38 : STEP Stage1_31
   39 : CHANGE Rilevato_2_8_L_0 U-FRICT=38 LeftWall_32
   40 : CHANGE Rilevato_2_8_L_0 D-FRICT=38 LeftWall_32
   41 : CHANGE Rilevato_2_8_L_0 U-KA=0.238 LeftWall_32
   42 : CHANGE Rilevato_2_8_L_0 U-KP=7.232 LeftWall_32
   43 : CHANGE Rilevato_2_8_L_0 D-KA=0.238 LeftWall_32
   44 : CHANGE Rilevato_2_8_L_0 D-KP=7.232 LeftWall_32
   45 : CHANGE DI1_164_167_L_0 U-FRICT=30 LeftWall_32
   46 : CHANGE DI1_164_167_L_0 D-FRICT=30 LeftWall_32
   47 : CHANGE DI1_164_167_L_0 U-KA=0.333 LeftWall_32
   48 : CHANGE DI1_164_167_L_0 U-KP=4.288 LeftWall_32
   49 : CHANGE DI1_164_167_L_0 D-KA=0.333 LeftWall_32
   50 : CHANGE DI1_164_167_L_0 D-KP=4.288 LeftWall_32
   51 : CHANGE DI2_165_168_L_0 U-FRICT=33 LeftWall_32
   52 : CHANGE DI2_165_168_L_0 D-FRICT=33 LeftWall_32
   53 : CHANGE DI2_165_168_L_0 U-KA=0.295 LeftWall_32
   54 : CHANGE DI2_165_168_L_0 U-KP=6.049 LeftWall_32
   55 : CHANGE DI2_165_168_L_0 D-KA=0.295 LeftWall_32
   56 : CHANGE DI2_165_168_L_0 D-KP=5.16 LeftWall_32
   57 : CHANGE Rilevato_2_8_L_0 U-COHE=0 LeftWall_32
   58 : CHANGE Rilevato_2_8_L_0 U-ADHES=0 LeftWall_32
   59 : CHANGE Rilevato_2_8_L_0 D-COHE=0 LeftWall_32
   60 : CHANGE Rilevato_2_8_L_0 D-ADHES=0 LeftWall_32
   61 : CHANGE DI1_164_167_L_0 U-COHE=0 LeftWall_32
```

```
62 : CHANGE DI1_164_167_L_0 U-ADHES=0 LeftWall_32
63 : CHANGE DI1_164_167_L_0 D-COHE=0 LeftWall_32
64 : CHANGE DI1_164_167_L_0 D-ADHES=0 LeftWall_32
65 : CHANGE DI2_165_168_L_0 U-COHE=1 LeftWall_32
66 : CHANGE DI2_165_168_L_0 U-ADHES=0 LeftWall_32
67 : CHANGE DI2_165_168_L_0 D-COHE=1 LeftWall_32
68 : CHANGE DI2_165_168_L_0 D-ADHES=0 LeftWall_32
69 : SETWALL LeftWall_32
70 : GEOM 0 0
71 : WATER -18 0 -13.5 0 0
72 : ADD WallElement_33
73 : ENDSTEP
74 : STEP Stage2_183
75 : SETWALL LeftWall_32
76 : GEOM 0 -1
77 : WATER -18 0 -13.5 0 0
78 : ENDSTEP
79 : STEP Stage3_283
80 : SETWALL LeftWall_32
81 : GEOM 0 -1
82 : WATER -18 0 -13.5 0 0
83 : ADD Tieback_175
84 : ENDSTEP
85 : STEP Stage4_383
86 : SETWALL LeftWall_32
87 : GEOM 0 -9
88 : WATER -18 0 -13.5 0 0
89 : ENDSTEP
90 : STEP Stage5_744
91 : SETWALL LeftWall_32
92 : GEOM 0 -8.5
93 : WATER -18 0 -13.5 0 0
94 : ENDSTEP
95 : STEP Stage6_2841
96 : SETWALL LeftWall_32
97 : GEOM 0 -8.5
98 : WATER -18 0 -13.5 0 0
99 : ENDSTEP
```

```
+-----------------------------------------------------------------------------------------------------------------------+
|                  PARATIEPLUS(TM)   NLS ENGINE RELEASE  2018.0    FULL VERSION  *Build date:Nov 13, 2017*              |
|                                                                                                                       |
|                         NewProject.BaseDesignSection_28.SLERaraFrequenteQuasiPermanente_1153                          |
|                                 Exe Time : 4 September 2018 18:06:09                                                  |
+-----------------------------------------------------------------------------------------------------------------------+
N O D A L   P O I N T   D A T A
--------------------------------

NODE     Y-COORD     Z-COORD / NODE     Y-COORD     Z-COORD / NODE     Y-COORD     Z-COORD / NODE     Y-COORD     Z-COORD /

   1  0.0000      0.0000     /    2  0.0000    -0.20000     /    3  0.0000    -0.40000     /    4  0.0000    -0.60000     /
   5  0.0000    -0.80000     /    6  0.0000     -1.0000     /    7  0.0000     -1.2000     /    8  0.0000     -1.4000     /
   9  0.0000     -1.6000     /   10  0.0000     -1.8000     /   11  0.0000     -2.0000     /   12  0.0000     -2.2000     /
  13  0.0000     -2.4000     /   14  0.0000     -2.6000     /   15  0.0000     -2.8000     /   16  0.0000     -3.0000     /
  17  0.0000     -3.2000     /   18  0.0000     -3.4000     /   19  0.0000     -3.6000     /   20  0.0000     -3.8000     /
  21  0.0000     -4.0000     /   22  0.0000     -4.2000     /   23  0.0000     -4.4000     /   24  0.0000     -4.6000     /
  25  0.0000     -4.8000     /   26  0.0000     -5.0000     /   27  0.0000     -5.2000     /   28  0.0000     -5.4000     /
  29  0.0000     -5.6000     /   30  0.0000     -5.8000     /   31  0.0000     -6.0000     /   32  0.0000     -6.2000     /
  33  0.0000     -6.4000     /   34  0.0000     -6.6000     /   35  0.0000     -6.8000     /   36  0.0000     -7.0000     /
  37  0.0000     -7.2000     /   38  0.0000     -7.4000     /   39  0.0000     -7.6000     /   40  0.0000     -7.8000     /
  41  0.0000     -8.0000     /   42  0.0000     -8.2000     /   43  0.0000     -8.4000     /   44  0.0000     -8.6000     /
  45  0.0000     -8.8000     /   46  0.0000     -9.0000     /   47  0.0000     -9.2000     /   48  0.0000     -9.4000     /
  49  0.0000     -9.6000     /   50  0.0000     -9.8000     /   51  0.0000     -10.000     /   52  0.0000     -10.200     /
  53  0.0000     -10.400     /   54  0.0000     -10.600     /   55  0.0000     -10.800     /   56  0.0000     -11.000     /
  57  0.0000     -11.200     /   58  0.0000     -11.400     /   59  0.0000     -11.600     /   60  0.0000     -11.800     /
  61  0.0000     -12.000     /   62  0.0000     -12.200     /   63  0.0000     -12.400     /   64  0.0000     -12.600     /
  65  0.0000     -12.800     /   66  0.0000     -13.000     /   67  0.0000     -13.200     /   68  0.0000     -13.400     /
  69  0.0000     -13.500     /
```

```
+-------------------------------------------------------------------------------------------------------------------------------+
|                   PARATIEPLUS(TM)   NLS ENGINE RELEASE  2018.0    FULL VERSION  *Build date:Nov 13, 2017*                     |
|                                                                                                                               |
|                          NewProject.BaseDesignSection_28.SLERaraFrequenteQuasiPermanente_1153                                 |
|                                   Exe Time : 4 September 2018 18:06:09                                                        |
+-------------------------------------------------------------------------------------------------------------------------------+
 ELEMENT GROUP NO.  1

0_L                                                    :
   5  69   0   1   0   0   0   0   0   0   0   0   0   0   0   3   0   0   0   0
.....................................
.........2D PLASTIC SOIL ..........
.....................................

element group behaviour throughout stage analysis

stage   status
------------------
    1   active
    2   active
    3   active
    4   active
    5   active
    6   active

 material set no.    1

 prop( 1) angle              0.00000
 prop( 2) layer as foreseen  1.00000


 material set no.    2

 prop( 1) angle              0.00000
 prop( 2) layer as foreseen  2.00000


 material set no.    3

 prop( 1) angle              0.00000
 prop( 2) layer as foreseen  3.00000


 element data

   el    n  mat      area      .....     .....     .....      flag
-------------------------------------------------------------------

    1    1    2   0.1000     0.000     0.000     0.000     1.000
    2    2    2   0.2000     0.000     0.000     0.000     1.000
    3    3    2   0.2000     0.000     0.000     0.000     1.000
    4    4    2   0.2000     0.000     0.000     0.000     1.000
    5    5    2   0.2000     0.000     0.000     0.000     1.000
    6    6    2   0.2000     0.000     0.000     0.000     1.000
    7    7    2   0.2000     0.000     0.000     0.000     1.000
    8    8    2   0.2000     0.000     0.000     0.000     1.000
    9    9    2   0.2000     0.000     0.000     0.000     1.000
   10   10    2   0.2000     0.000     0.000     0.000     1.000
   11   11    2   0.2000     0.000     0.000     0.000     1.000
   12   12    2   0.2000     0.000     0.000     0.000     1.000
   13   13    2   0.2000     0.000     0.000     0.000     1.000
   14   14    2   0.2000     0.000     0.000     0.000     1.000
   15   15    2   0.2000     0.000     0.000     0.000     1.000
   16   16    2   0.2000     0.000     0.000     0.000     1.000
   17   17    2   0.2000     0.000     0.000     0.000     1.000
   18   18    2   0.2000     0.000     0.000     0.000     1.000
   19   19    2   0.2000     0.000     0.000     0.000     1.000
   20   20    2   0.2000     0.000     0.000     0.000     1.000
   21   21    2   0.2000     0.000     0.000     0.000     1.000
   22   22    2   0.2000     0.000     0.000     0.000     1.000
   23   23    2   0.2000     0.000     0.000     0.000     1.000
```

24	24	2	0.2000	0.000	0.000	0.000	1.000
25	25	2	0.2000	0.000	0.000	0.000	1.000
26	26	2	0.2000	0.000	0.000	0.000	1.000
27	27	3	0.2000	0.000	0.000	0.000	1.000
28	28	3	0.2000	0.000	0.000	0.000	1.000
29	29	3	0.2000	0.000	0.000	0.000	1.000
30	30	3	0.2000	0.000	0.000	0.000	1.000
31	31	3	0.2000	0.000	0.000	0.000	1.000
32	32	3	0.2000	0.000	0.000	0.000	1.000
33	33	3	0.2000	0.000	0.000	0.000	1.000
34	34	3	0.2000	0.000	0.000	0.000	1.000
35	35	3	0.2000	0.000	0.000	0.000	1.000
36	36	3	0.2000	0.000	0.000	0.000	1.000
37	37	3	0.2000	0.000	0.000	0.000	1.000
38	38	3	0.2000	0.000	0.000	0.000	1.000
39	39	3	0.2000	0.000	0.000	0.000	1.000
40	40	3	0.2000	0.000	0.000	0.000	1.000
41	41	3	0.2000	0.000	0.000	0.000	1.000
42	42	3	0.2000	0.000	0.000	0.000	1.000
43	43	3	0.2000	0.000	0.000	0.000	1.000
44	44	3	0.2000	0.000	0.000	0.000	1.000
45	45	3	0.2000	0.000	0.000	0.000	1.000
46	46	3	0.2000	0.000	0.000	0.000	1.000
47	47	3	0.2000	0.000	0.000	0.000	1.000
48	48	3	0.2000	0.000	0.000	0.000	1.000
49	49	3	0.2000	0.000	0.000	0.000	1.000
50	50	3	0.2000	0.000	0.000	0.000	1.000
51	51	3	0.2000	0.000	0.000	0.000	1.000
52	52	3	0.2000	0.000	0.000	0.000	1.000
53	53	3	0.2000	0.000	0.000	0.000	1.000
54	54	3	0.2000	0.000	0.000	0.000	1.000
55	55	3	0.2000	0.000	0.000	0.000	1.000
56	56	3	0.2000	0.000	0.000	0.000	1.000
57	57	3	0.2000	0.000	0.000	0.000	1.000
58	58	3	0.2000	0.000	0.000	0.000	1.000
59	59	3	0.2000	0.000	0.000	0.000	1.000
60	60	3	0.2000	0.000	0.000	0.000	1.000
61	61	3	0.2000	0.000	0.000	0.000	1.000
62	62	3	0.2000	0.000	0.000	0.000	1.000
63	63	3	0.2000	0.000	0.000	0.000	1.000
64	64	3	0.2000	0.000	0.000	0.000	1.000
65	65	3	0.2000	0.000	0.000	0.000	1.000
66	66	3	0.2000	0.000	0.000	0.000	1.000
67	67	3	0.2000	0.000	0.000	0.000	1.000
68	68	3	0.1500	0.000	0.000	0.000	1.000
69	69	3	0.5000E-01	0.000	0.000	0.000	1.000

```
+---------------------------------------------------------------------------------------------------------------------------+
|                   PARATIEPLUS(TM)   NLS ENGINE RELEASE  2018.0    FULL VERSION  *Build date:Nov 13, 2017*                |
|                                                                                                                           |
|                          NewProject.BaseDesignSection_28.SLERaraFrequenteQuasiPermanente_1153                             |
|                                   Exe Time : 4 September 2018 18:06:09                                                    |
+---------------------------------------------------------------------------------------------------------------------------+
 ELEMENT GROUP NO.  2

0_R                                                    :
   5  69   0   1   0   0   0   0   0   0   0   0   0   0   0   3   0   0   0   0
.....................................
.........2D PLASTIC SOIL ..........
.....................................

element group behaviour throughout stage analysis

stage   status
------------------
    1   active
    2   active
    3   active
    4   active
    5   active
    6   active

 material set no.    1

 prop( 1) angle              180.000
 prop( 2) layer as foreseen  1.00000


 material set no.    2

 prop( 1) angle              180.000
 prop( 2) layer as foreseen  2.00000


 material set no.    3

 prop( 1) angle              180.000
 prop( 2) layer as foreseen  3.00000


 element data

   el    n  mat      area      .....     .....     .....      flag
-------------------------------------------------------------------

    1    1    2   0.1000     0.000     0.000     0.000     2.000
    2    2    2   0.2000     0.000     0.000     0.000     2.000
    3    3    2   0.2000     0.000     0.000     0.000     2.000
    4    4    2   0.2000     0.000     0.000     0.000     2.000
    5    5    2   0.2000     0.000     0.000     0.000     2.000
    6    6    2   0.2000     0.000     0.000     0.000     2.000
    7    7    2   0.2000     0.000     0.000     0.000     2.000
    8    8    2   0.2000     0.000     0.000     0.000     2.000
    9    9    2   0.2000     0.000     0.000     0.000     2.000
   10   10    2   0.2000     0.000     0.000     0.000     2.000
   11   11    2   0.2000     0.000     0.000     0.000     2.000
   12   12    2   0.2000     0.000     0.000     0.000     2.000
   13   13    2   0.2000     0.000     0.000     0.000     2.000
   14   14    2   0.2000     0.000     0.000     0.000     2.000
   15   15    2   0.2000     0.000     0.000     0.000     2.000
   16   16    2   0.2000     0.000     0.000     0.000     2.000
   17   17    2   0.2000     0.000     0.000     0.000     2.000
   18   18    2   0.2000     0.000     0.000     0.000     2.000
   19   19    2   0.2000     0.000     0.000     0.000     2.000
   20   20    2   0.2000     0.000     0.000     0.000     2.000
   21   21    2   0.2000     0.000     0.000     0.000     2.000
   22   22    2   0.2000     0.000     0.000     0.000     2.000
   23   23    2   0.2000     0.000     0.000     0.000     2.000
```

24	24	2	0.2000	0.000	0.000	0.000	2.000
25	25	2	0.2000	0.000	0.000	0.000	2.000
26	26	2	0.2000	0.000	0.000	0.000	2.000
27	27	3	0.2000	0.000	0.000	0.000	2.000
28	28	3	0.2000	0.000	0.000	0.000	2.000
29	29	3	0.2000	0.000	0.000	0.000	2.000
30	30	3	0.2000	0.000	0.000	0.000	2.000
31	31	3	0.2000	0.000	0.000	0.000	2.000
32	32	3	0.2000	0.000	0.000	0.000	2.000
33	33	3	0.2000	0.000	0.000	0.000	2.000
34	34	3	0.2000	0.000	0.000	0.000	2.000
35	35	3	0.2000	0.000	0.000	0.000	2.000
36	36	3	0.2000	0.000	0.000	0.000	2.000
37	37	3	0.2000	0.000	0.000	0.000	2.000
38	38	3	0.2000	0.000	0.000	0.000	2.000
39	39	3	0.2000	0.000	0.000	0.000	2.000
40	40	3	0.2000	0.000	0.000	0.000	2.000
41	41	3	0.2000	0.000	0.000	0.000	2.000
42	42	3	0.2000	0.000	0.000	0.000	2.000
43	43	3	0.2000	0.000	0.000	0.000	2.000
44	44	3	0.2000	0.000	0.000	0.000	2.000
45	45	3	0.2000	0.000	0.000	0.000	2.000
46	46	3	0.2000	0.000	0.000	0.000	2.000
47	47	3	0.2000	0.000	0.000	0.000	2.000
48	48	3	0.2000	0.000	0.000	0.000	2.000
49	49	3	0.2000	0.000	0.000	0.000	2.000
50	50	3	0.2000	0.000	0.000	0.000	2.000
51	51	3	0.2000	0.000	0.000	0.000	2.000
52	52	3	0.2000	0.000	0.000	0.000	2.000
53	53	3	0.2000	0.000	0.000	0.000	2.000
54	54	3	0.2000	0.000	0.000	0.000	2.000
55	55	3	0.2000	0.000	0.000	0.000	2.000
56	56	3	0.2000	0.000	0.000	0.000	2.000
57	57	3	0.2000	0.000	0.000	0.000	2.000
58	58	3	0.2000	0.000	0.000	0.000	2.000
59	59	3	0.2000	0.000	0.000	0.000	2.000
60	60	3	0.2000	0.000	0.000	0.000	2.000
61	61	3	0.2000	0.000	0.000	0.000	2.000
62	62	3	0.2000	0.000	0.000	0.000	2.000
63	63	3	0.2000	0.000	0.000	0.000	2.000
64	64	3	0.2000	0.000	0.000	0.000	2.000
65	65	3	0.2000	0.000	0.000	0.000	2.000
66	66	3	0.2000	0.000	0.000	0.000	2.000
67	67	3	0.2000	0.000	0.000	0.000	2.000
68	68	3	0.1500	0.000	0.000	0.000	2.000
69	69	3	0.5000E-01	0.000	0.000	0.000	2.000

```
+-------------------------------------------------------------------------------------------------------------------------------+
|                   PARATIEPLUS(TM)   NLS ENGINE RELEASE  2018.0    FULL VERSION  *Build date:Nov 13, 2017*                     |
|                                                                                                                               |
|                          NewProject.BaseDesignSection_28.SLERaraFrequenteQuasiPermanente_1153                                 |
|                                   Exe Time : 4 September 2018 18:06:09                                                        |
+-------------------------------------------------------------------------------------------------------------------------------+
 ELEMENT GROUP NO.  3

WallElement_33                                          :
   2  68   0   1   0   0   0   0   0   0   0   0   0   0   1   0   0   1   0
.....................................
.........2D WALL ELEMENT...........
.....................................

element group behaviour throughout stage analysis

stage   status
------------------
    1   active
    2   active
    3   active
    4   active
    5   active
    6   active

 material set no.    1

 prop( 1) young modulus      0.314800E+08
 prop( 2) modification  time  0.00000
 prop( 3) new young modulus   0.00000
 prop( 4) poisson ratio       0.00000
 prop( 5) future ............0.294300E-43

 no. of step variable items:     1
 step  inertia multipier
--------------------------
    1   1.000
    2   1.000
    3   1.000
    4   1.000
    5   1.000
    6   1.000

 element data

   el   na   nb  mat      erc1      erc2     thick      by-i      by-j
-------------------------------------------------------------

    1    1    2    1    0.000     0.000    0.9794     0.000     0.000
    2    2    3    1    0.000     0.000    0.9794     0.000     0.000
    3    3    4    1    0.000     0.000    0.9794     0.000     0.000
    4    4    5    1    0.000     0.000    0.9794     0.000     0.000
    5    5    6    1    0.000     0.000    0.9794     0.000     0.000
    6    6    7    1    0.000     0.000    0.9794     0.000     0.000
    7    7    8    1    0.000     0.000    0.9794     0.000     0.000
    8    8    9    1    0.000     0.000    0.9794     0.000     0.000
    9    9   10    1    0.000     0.000    0.9794     0.000     0.000
   10   10   11    1    0.000     0.000    0.9794     0.000     0.000
   11   11   12    1    0.000     0.000    0.9794     0.000     0.000
   12   12   13    1    0.000     0.000    0.9794     0.000     0.000
   13   13   14    1    0.000     0.000    0.9794     0.000     0.000
   14   14   15    1    0.000     0.000    0.9794     0.000     0.000
   15   15   16    1    0.000     0.000    0.9794     0.000     0.000
   16   16   17    1    0.000     0.000    0.9794     0.000     0.000
   17   17   18    1    0.000     0.000    0.9794     0.000     0.000
   18   18   19    1    0.000     0.000    0.9794     0.000     0.000
   19   19   20    1    0.000     0.000    0.9794     0.000     0.000
   20   20   21    1    0.000     0.000    0.9794     0.000     0.000
   21   21   22    1    0.000     0.000    0.9794     0.000     0.000
   22   22   23    1    0.000     0.000    0.9794     0.000     0.000
   23   23   24    1    0.000     0.000    0.9794     0.000     0.000
```

24	24	25	1	0.000	0.000	0.9794	0.000	0.000
25	25	26	1	0.000	0.000	0.9794	0.000	0.000
26	26	27	1	0.000	0.000	0.9794	0.000	0.000
27	27	28	1	0.000	0.000	0.9794	0.000	0.000
28	28	29	1	0.000	0.000	0.9794	0.000	0.000
29	29	30	1	0.000	0.000	0.9794	0.000	0.000
30	30	31	1	0.000	0.000	0.9794	0.000	0.000
31	31	32	1	0.000	0.000	0.9794	0.000	0.000
32	32	33	1	0.000	0.000	0.9794	0.000	0.000
33	33	34	1	0.000	0.000	0.9794	0.000	0.000
34	34	35	1	0.000	0.000	0.9794	0.000	0.000
35	35	36	1	0.000	0.000	0.9794	0.000	0.000
36	36	37	1	0.000	0.000	0.9794	0.000	0.000
37	37	38	1	0.000	0.000	0.9794	0.000	0.000
38	38	39	1	0.000	0.000	0.9794	0.000	0.000
39	39	40	1	0.000	0.000	0.9794	0.000	0.000
40	40	41	1	0.000	0.000	0.9794	0.000	0.000
41	41	42	1	0.000	0.000	0.9794	0.000	0.000
42	42	43	1	0.000	0.000	0.9794	0.000	0.000
43	43	44	1	0.000	0.000	0.9794	0.000	0.000
44	44	45	1	0.000	0.000	0.9794	0.000	0.000
45	45	46	1	0.000	0.000	0.9794	0.000	0.000
46	46	47	1	0.000	0.000	0.9794	0.000	0.000
47	47	48	1	0.000	0.000	0.9794	0.000	0.000
48	48	49	1	0.000	0.000	0.9794	0.000	0.000
49	49	50	1	0.000	0.000	0.9794	0.000	0.000
50	50	51	1	0.000	0.000	0.9794	0.000	0.000
51	51	52	1	0.000	0.000	0.9794	0.000	0.000
52	52	53	1	0.000	0.000	0.9794	0.000	0.000
53	53	54	1	0.000	0.000	0.9794	0.000	0.000
54	54	55	1	0.000	0.000	0.9794	0.000	0.000
55	55	56	1	0.000	0.000	0.9794	0.000	0.000
56	56	57	1	0.000	0.000	0.9794	0.000	0.000
57	57	58	1	0.000	0.000	0.9794	0.000	0.000
58	58	59	1	0.000	0.000	0.9794	0.000	0.000
59	59	60	1	0.000	0.000	0.9794	0.000	0.000
60	60	61	1	0.000	0.000	0.9794	0.000	0.000
61	61	62	1	0.000	0.000	0.9794	0.000	0.000
62	62	63	1	0.000	0.000	0.9794	0.000	0.000
63	63	64	1	0.000	0.000	0.9794	0.000	0.000
64	64	65	1	0.000	0.000	0.9794	0.000	0.000
65	65	66	1	0.000	0.000	0.9794	0.000	0.000
66	66	67	1	0.000	0.000	0.9794	0.000	0.000
67	67	68	1	0.000	0.000	0.9794	0.000	0.000
68	68	69	1	0.000	0.000	0.9794	0.000	0.000

```
+-------------------------------------------------------------------------------------------------------------------------------+
|                   PARATIEPLUS(TM)   NLS ENGINE RELEASE  2018.0    FULL VERSION  *Build date:Nov 13, 2017*                    |
|                                                                                                                               |
|                          NewProject.BaseDesignSection_28.SLERaraFrequenteQuasiPermanente_1153                                 |
|                                   Exe Time : 4 September 2018 18:06:09                                                        |
+-------------------------------------------------------------------------------------------------------------------------------+
 ELEMENT GROUP NO.  4

Tieback_175                                                 :
   6   1   0   1   0   0   0   0   0   0   0   0   0   0   0   1   0   0   2   0
.....................................
.........2D POST-TENSION ANCHOR....
.....................................

element group behaviour throughout stage analysis

stage   status
------------------
    1  inactive
    2  inactive
    3   active
    4   active
    5   active
    6   active

 material set no.    1

 prop( 1) angle          30.0000
 prop( 2) young modulus 0.200100E+09
 prop( 3) modification  time  0.00000
 prop( 4) new young modulus   0.00000

 no. of step variable items:     2
 step   -ve lim     +ve lim
-----------------------------
    1   0.000       0.000
    2   0.000       0.000
    3   0.000       0.000
    4   0.000       0.000
    5   0.000       0.000
    6   0.000       0.000

 element data

   el    n  mat       a/l     pinit    yieldc    yieldt
-------------------------------------------------------

    1    1    1   0.7290E-05 138.5     0.000     0.000
```

```
+-------------------------------------------------------------------------------------------------------------------------+
|                   PARATIEPLUS(TM)   NLS ENGINE RELEASE  2018.0    FULL VERSION  *Build date:Nov 13, 2017*              |
|                                                                                                                         |
|                          NewProject.BaseDesignSection_28.SLERaraFrequenteQuasiPermanente_1153                           |
|                                   Exe Time : 4 September 2018 18:06:09                                                  |
+-------------------------------------------------------------------------------------------------------------------------+


NO. OF NODAL LOADS  (NLOAD) ...................    0
NO. OF LOAD CURVES  (NLCUR) ...................   12
MAXIMUM POINTS/LCURVE (NPTM)...................    5
```

```
+-------------------------------------------------------------------------------------------------------------------------+
|                  PARATIEPLUS(TM)   NLS ENGINE RELEASE  2018.0    FULL VERSION  *Build date:Nov 13, 2017*              |
|                                                                                                                         |
|                          NewProject.BaseDesignSection_28.SLERaraFrequenteQuasiPermanente_1153                           |
|                                   Exe Time : 4 September 2018 18:06:09                                                  |
+-------------------------------------------------------------------------------------------------------------------------+
L O A D     D A T A


    LOAD FUNCTION NUMBER   =    1
    NUMBER OF TIME POINTS  =    5

    TIME VALUE      FUNCTION

       0.00000    0.0000E+00
       0.80000    0.0000E+00
       1.00000    0.1000E+01
       1.20000    0.0000E+00
       7.00000    0.0000E+00


    LOAD FUNCTION NUMBER   =    2
    NUMBER OF TIME POINTS  =    5

    TIME VALUE      FUNCTION

       0.00000    0.0000E+00
       1.80000    0.0000E+00
       2.00000    0.1000E+01
       2.20000    0.0000E+00
       7.00000    0.0000E+00


    LOAD FUNCTION NUMBER   =    3
    NUMBER OF TIME POINTS  =    5

    TIME VALUE      FUNCTION

       0.00000    0.0000E+00
       2.80000    0.0000E+00
       3.00000    0.1000E+01
       3.20000    0.0000E+00
       7.00000    0.0000E+00


    LOAD FUNCTION NUMBER   =    4
    NUMBER OF TIME POINTS  =    5

    TIME VALUE      FUNCTION

       0.00000    0.0000E+00
       3.80000    0.0000E+00
       4.00000    0.1000E+01
       4.20000    0.0000E+00
       7.00000    0.0000E+00


    LOAD FUNCTION NUMBER   =    5
    NUMBER OF TIME POINTS  =    5

    TIME VALUE      FUNCTION

       0.00000    0.0000E+00
       4.80000    0.0000E+00
       5.00000    0.1000E+01
       5.20000    0.0000E+00
```

```
   7.00000    0.0000E+00


LOAD FUNCTION NUMBER   =    6
NUMBER OF TIME POINTS  =    5

TIME VALUE      FUNCTION

   0.00000    0.0000E+00
   5.80000    0.0000E+00
   6.00000    0.1000E+01
   6.20000    0.0000E+00
   7.00000    0.0000E+00


LOAD FUNCTION NUMBER   =    7
NUMBER OF TIME POINTS  =    4

TIME VALUE      FUNCTION

   0.00000    0.0000E+00
   0.80000    0.0000E+00
   1.00000    0.1000E+01
   7.00000    0.1000E+01


LOAD FUNCTION NUMBER   =    8
NUMBER OF TIME POINTS  =    4

TIME VALUE      FUNCTION

   0.00000    0.0000E+00
   1.80000    0.0000E+00
   2.00000    0.1000E+01
   7.00000    0.1000E+01


LOAD FUNCTION NUMBER   =    9
NUMBER OF TIME POINTS  =    4

TIME VALUE      FUNCTION

   0.00000    0.0000E+00
   2.80000    0.0000E+00
   3.00000    0.1000E+01
   7.00000    0.1000E+01


LOAD FUNCTION NUMBER   =   10
NUMBER OF TIME POINTS  =    4

TIME VALUE      FUNCTION

   0.00000    0.0000E+00
   3.80000    0.0000E+00
   4.00000    0.1000E+01
   7.00000    0.1000E+01


LOAD FUNCTION NUMBER   =   11
NUMBER OF TIME POINTS  =    4

TIME VALUE      FUNCTION

   0.00000    0.0000E+00
   4.80000    0.0000E+00
   5.00000    0.1000E+01
   7.00000    0.1000E+01
```

```
     LOAD FUNCTION NUMBER   =   12
     NUMBER OF TIME POINTS  =    4

     TIME VALUE      FUNCTION

        0.00000    0.0000E+00
        5.80000    0.0000E+00
        6.00000    0.1000E+01
        7.00000    0.1000E+01


 NO. OF DISTRIBUTED LOAD CARDS     0
```

```
+-------------------------------------------------------------------------------------------------------------------------+
|                   PARATIEPLUS(TM)   NLS ENGINE RELEASE  2018.0    FULL VERSION  *Build date:Nov 13, 2017*              |
|                                                                                                                         |
|                          NewProject.BaseDesignSection_28.SLERaraFrequenteQuasiPermanente_1153                           |
|                                   Exe Time : 4 September 2018 18:06:09                                                  |
+-------------------------------------------------------------------------------------------------------------------------+
L O A D     B A L A N C E

STEP     1 TOTAL APPLIED LOAD IN DIR.  2  Y-DISPL.F       0.0000000
STEP     1 TOTAL APPLIED LOAD IN DIR.  4   X-ROT. F       0.0000000

STEP     2 TOTAL APPLIED LOAD IN DIR.  2  Y-DISPL.F       0.0000000
STEP     2 TOTAL APPLIED LOAD IN DIR.  4   X-ROT. F       0.0000000

STEP     3 TOTAL APPLIED LOAD IN DIR.  2  Y-DISPL.F       0.0000000
STEP     3 TOTAL APPLIED LOAD IN DIR.  4   X-ROT. F       0.0000000

STEP     4 TOTAL APPLIED LOAD IN DIR.  2  Y-DISPL.F       0.0000000
STEP     4 TOTAL APPLIED LOAD IN DIR.  4   X-ROT. F       0.0000000

STEP     5 TOTAL APPLIED LOAD IN DIR.  2  Y-DISPL.F       0.0000000
STEP     5 TOTAL APPLIED LOAD IN DIR.  4   X-ROT. F       0.0000000

STEP     6 TOTAL APPLIED LOAD IN DIR.  2  Y-DISPL.F       0.0000000
STEP     6 TOTAL APPLIED LOAD IN DIR.  4   X-ROT. F       0.0000000


                    LOAD INPUT SECTION COMPLETED
```

```
+-------------------------------------------------------------------------------------------------------------------------+
|                   PARATIEPLUS(TM)   NLS ENGINE RELEASE  2018.0    FULL VERSION  *Build date:Nov 13, 2017*              |
|                                                                                                                         |
|                          NewProject.BaseDesignSection_28.SLERaraFrequenteQuasiPermanente_1153                           |
|                                   Exe Time : 4 September 2018 18:06:09                                                  |
+-------------------------------------------------------------------------------------------------------------------------+


NO. OF LAYERS ..............................    3
NO. OF DATA PER LAYER.......................  100
```

```
+-------------------------------------------------------------------------------------------------------------------------+
|                   PARATIEPLUS(TM)   NLS ENGINE RELEASE  2018.0    FULL VERSION  *Build date:Nov 13, 2017*              |
|                                                                                                                         |
|                          NewProject.BaseDesignSection_28.SLERaraFrequenteQuasiPermanente_1153                           |
|                                   Exe Time : 4 September 2018 18:06:09                                                  |
+-------------------------------------------------------------------------------------------------------------------------+

LAYER DESCRIPTORS FOR STEP NO.    1


 NON ZERO LAYER DESCRIPTORS FOR LAYER NO.    1 FOR STEP NO.    1

ITEM NO.   1<NAME    >=  16.000     (BOTH WALLS)
ITEM NO.   2<NATURE  >=  1.0000     (BOTH WALLS)
ITEM NO.   3<LEVEL   >=  3.0000     (BOTH WALLS)
ITEM NO.   4<WALL    >=  1.0000     (BOTH WALLS)
ITEM NO.   5<GAMMAD  >=  19.000     (BOTH WALLS)
ITEM NO.   6<GAMMAB  >=  10.000     (BOTH WALLS)
ITEM NO.   7<GAMMAW  >=  10.000     (BOTH WALLS)
ITEM NO.   9<U-FRICT >=  38.000     (BOTH WALLS)
ITEM NO.  10<U-KA    >= 0.23800     WALL NO.        1
ITEM NO.  11<U-KP    >=  7.2320     WALL NO.        1
ITEM NO.  12<K0-NC   >= 0.50000     (BOTH WALLS)
ITEM NO.  13<NEXP    >= 0.50000     (BOTH WALLS)
ITEM NO.  14<OCR     >=  1.0000     (BOTH WALLS)
ITEM NO.  16<MODEL   >=  1.0000     (BOTH WALLS)
ITEM NO.  17<EVC     >=  15000.     (BOTH WALLS)
ITEM NO.  18<EUR     >=  45000.     (BOTH WALLS)
ITEM NO.  27<U-PERM  >= 0.10000E-03 (BOTH WALLS)
ITEM NO.  52<D-NATURE>=  1.0000     (BOTH WALLS)
ITEM NO.  53<D-LEVEL >=  0.0000     (BOTH WALLS)
ITEM NO.  59<D-FRICT >=  38.000     (BOTH WALLS)
ITEM NO.  60<D-KA    >= 0.23800     WALL NO.        1
ITEM NO.  61<D-KP    >=  7.2320     WALL NO.        1
ITEM NO.  77<D-PERM  >= 0.10000E-03 (BOTH WALLS)

 NON ZERO LAYER DESCRIPTORS FOR LAYER NO.    2 FOR STEP NO.    1

ITEM NO.   1<NAME    >=  17.000     (BOTH WALLS)
ITEM NO.   2<NATURE  >=  1.0000     (BOTH WALLS)
ITEM NO.   3<LEVEL   >=  0.0000     (BOTH WALLS)
ITEM NO.   4<WALL    >=  1.0000     (BOTH WALLS)
ITEM NO.   5<GAMMAD  >=  16.000     (BOTH WALLS)
ITEM NO.   6<GAMMAB  >=  6.0000     (BOTH WALLS)
ITEM NO.   7<GAMMAW  >=  10.000     (BOTH WALLS)
ITEM NO.   9<U-FRICT >=  30.000     (BOTH WALLS)
ITEM NO.  10<U-KA    >= 0.33300     WALL NO.        1
ITEM NO.  11<U-KP    >=  4.2880     WALL NO.        1
ITEM NO.  12<K0-NC   >= 0.50000     (BOTH WALLS)
ITEM NO.  13<NEXP    >= 0.50000     (BOTH WALLS)
ITEM NO.  14<OCR     >=  1.0000     (BOTH WALLS)
ITEM NO.  16<MODEL   >=  1.0000     (BOTH WALLS)
ITEM NO.  17<EVC     >=  30000.     (BOTH WALLS)
ITEM NO.  18<EUR     >=  48000.     (BOTH WALLS)
ITEM NO.  27<U-PERM  >= 0.10000E-04 (BOTH WALLS)
ITEM NO.  52<D-NATURE>=  1.0000     (BOTH WALLS)
ITEM NO.  53<D-LEVEL >=  0.0000     (BOTH WALLS)
ITEM NO.  59<D-FRICT >=  30.000     (BOTH WALLS)
ITEM NO.  60<D-KA    >= 0.33300     WALL NO.        1
ITEM NO.  61<D-KP    >=  4.2880     WALL NO.        1
ITEM NO.  77<D-PERM  >= 0.10000E-04 (BOTH WALLS)

 NON ZERO LAYER DESCRIPTORS FOR LAYER NO.    3 FOR STEP NO.    1

ITEM NO.   1<NAME    >=  18.000     (BOTH WALLS)
ITEM NO.   2<NATURE  >=  1.0000     (BOTH WALLS)
ITEM NO.   3<LEVEL   >= -5.0000     (BOTH WALLS)
ITEM NO.   4<WALL    >=  1.0000     (BOTH WALLS)
ITEM NO.   5<GAMMAD  >=  16.000     (BOTH WALLS)
ITEM NO.   6<GAMMAB  >=  6.0000     (BOTH WALLS)
ITEM NO.   7<GAMMAW  >=  10.000     (BOTH WALLS)
```

```
ITEM NO.   8<U-COHE  >=  1.0000     (BOTH WALLS)
ITEM NO.   9<U-FRICT >=  33.000     (BOTH WALLS)
ITEM NO.  10<U-KA    >= 0.29500     WALL NO.        1
ITEM NO.  11<U-KP    >=  6.0490     WALL NO.        1
ITEM NO.  12<K0-NC   >= 0.50000     (BOTH WALLS)
ITEM NO.  13<NEXP    >= 0.50000     (BOTH WALLS)
ITEM NO.  14<OCR     >=  1.0000     (BOTH WALLS)
ITEM NO.  16<MODEL   >=  1.0000     (BOTH WALLS)
ITEM NO.  17<EVC     >=  68000.     (BOTH WALLS)
ITEM NO.  18<EUR     >= 0.10880E+06 (BOTH WALLS)
ITEM NO.  27<U-PERM  >= 0.10000E-04 (BOTH WALLS)
ITEM NO.  52<D-NATURE>=  1.0000     (BOTH WALLS)
ITEM NO.  53<D-LEVEL >=  0.0000     (BOTH WALLS)
ITEM NO.  58<D-COHE  >=  1.0000     (BOTH WALLS)
ITEM NO.  59<D-FRICT >=  33.000     (BOTH WALLS)
ITEM NO.  60<D-KA    >= 0.29500     WALL NO.        1
ITEM NO.  61<D-KP    >=  5.1600     WALL NO.        1
ITEM NO.  77<D-PERM  >= 0.10000E-04 (BOTH WALLS)

LAYER DESCRIPTORS FOR STEP NO.    2


 NON ZERO LAYER DESCRIPTORS FOR LAYER NO.    1 FOR STEP NO.    2

ITEM NO.   1<NAME    >=  16.000     (BOTH WALLS)
ITEM NO.   2<NATURE  >=  1.0000     (BOTH WALLS)
ITEM NO.   3<LEVEL   >=  3.0000     (BOTH WALLS)
ITEM NO.   4<WALL    >=  1.0000     (BOTH WALLS)
ITEM NO.   5<GAMMAD  >=  19.000     (BOTH WALLS)
ITEM NO.   6<GAMMAB  >=  10.000     (BOTH WALLS)
ITEM NO.   7<GAMMAW  >=  10.000     (BOTH WALLS)
ITEM NO.   9<U-FRICT >=  38.000     (BOTH WALLS)
ITEM NO.  10<U-KA    >= 0.23800     WALL NO.        1
ITEM NO.  11<U-KP    >=  7.2320     WALL NO.        1
ITEM NO.  12<K0-NC   >= 0.50000     (BOTH WALLS)
ITEM NO.  13<NEXP    >= 0.50000     (BOTH WALLS)
ITEM NO.  14<OCR     >=  1.0000     (BOTH WALLS)
ITEM NO.  16<MODEL   >=  1.0000     (BOTH WALLS)
ITEM NO.  17<EVC     >=  15000.     (BOTH WALLS)
ITEM NO.  18<EUR     >=  45000.     (BOTH WALLS)
ITEM NO.  27<U-PERM  >= 0.10000E-03 (BOTH WALLS)
ITEM NO.  52<D-NATURE>=  1.0000     (BOTH WALLS)
ITEM NO.  53<D-LEVEL >=  0.0000     (BOTH WALLS)
ITEM NO.  59<D-FRICT >=  38.000     (BOTH WALLS)
ITEM NO.  60<D-KA    >= 0.23800     WALL NO.        1
ITEM NO.  61<D-KP    >=  7.2320     WALL NO.        1
ITEM NO.  77<D-PERM  >= 0.10000E-03 (BOTH WALLS)

 NON ZERO LAYER DESCRIPTORS FOR LAYER NO.    2 FOR STEP NO.    2

ITEM NO.   1<NAME    >=  17.000     (BOTH WALLS)
ITEM NO.   2<NATURE  >=  1.0000     (BOTH WALLS)
ITEM NO.   3<LEVEL   >=  0.0000     (BOTH WALLS)
ITEM NO.   4<WALL    >=  1.0000     (BOTH WALLS)
ITEM NO.   5<GAMMAD  >=  16.000     (BOTH WALLS)
ITEM NO.   6<GAMMAB  >=  6.0000     (BOTH WALLS)
ITEM NO.   7<GAMMAW  >=  10.000     (BOTH WALLS)
ITEM NO.   9<U-FRICT >=  30.000     (BOTH WALLS)
ITEM NO.  10<U-KA    >= 0.33300     WALL NO.        1
ITEM NO.  11<U-KP    >=  4.2880     WALL NO.        1
ITEM NO.  12<K0-NC   >= 0.50000     (BOTH WALLS)
ITEM NO.  13<NEXP    >= 0.50000     (BOTH WALLS)
ITEM NO.  14<OCR     >=  1.0000     (BOTH WALLS)
ITEM NO.  16<MODEL   >=  1.0000     (BOTH WALLS)
ITEM NO.  17<EVC     >=  30000.     (BOTH WALLS)
ITEM NO.  18<EUR     >=  48000.     (BOTH WALLS)
ITEM NO.  27<U-PERM  >= 0.10000E-04 (BOTH WALLS)
ITEM NO.  52<D-NATURE>=  1.0000     (BOTH WALLS)
ITEM NO.  53<D-LEVEL >=  0.0000     (BOTH WALLS)
ITEM NO.  59<D-FRICT >=  30.000     (BOTH WALLS)
ITEM NO.  60<D-KA    >= 0.33300     WALL NO.        1
ITEM NO.  61<D-KP    >=  4.2880     WALL NO.        1
ITEM NO.  77<D-PERM  >= 0.10000E-04 (BOTH WALLS)
```

```
 NON ZERO LAYER DESCRIPTORS FOR LAYER NO.    3 FOR STEP NO.    2

ITEM NO.   1<NAME    >=  18.000     (BOTH WALLS)
ITEM NO.   2<NATURE  >=  1.0000     (BOTH WALLS)
ITEM NO.   3<LEVEL   >= -5.0000     (BOTH WALLS)
ITEM NO.   4<WALL    >=  1.0000     (BOTH WALLS)
ITEM NO.   5<GAMMAD  >=  16.000     (BOTH WALLS)
ITEM NO.   6<GAMMAB  >=  6.0000     (BOTH WALLS)
ITEM NO.   7<GAMMAW  >=  10.000     (BOTH WALLS)
ITEM NO.   8<U-COHE  >=  1.0000     (BOTH WALLS)
ITEM NO.   9<U-FRICT >=  33.000     (BOTH WALLS)
ITEM NO.  10<U-KA    >= 0.29500     WALL NO.        1
ITEM NO.  11<U-KP    >=  6.0490     WALL NO.        1
ITEM NO.  12<K0-NC   >= 0.50000     (BOTH WALLS)
ITEM NO.  13<NEXP    >= 0.50000     (BOTH WALLS)
ITEM NO.  14<OCR     >=  1.0000     (BOTH WALLS)
ITEM NO.  16<MODEL   >=  1.0000     (BOTH WALLS)
ITEM NO.  17<EVC     >=  68000.     (BOTH WALLS)
ITEM NO.  18<EUR     >= 0.10880E+06 (BOTH WALLS)
ITEM NO.  27<U-PERM  >= 0.10000E-04 (BOTH WALLS)
ITEM NO.  52<D-NATURE>=  1.0000     (BOTH WALLS)
ITEM NO.  53<D-LEVEL >=  0.0000     (BOTH WALLS)
ITEM NO.  58<D-COHE  >=  1.0000     (BOTH WALLS)
ITEM NO.  59<D-FRICT >=  33.000     (BOTH WALLS)
ITEM NO.  60<D-KA    >= 0.29500     WALL NO.        1
ITEM NO.  61<D-KP    >=  5.1600     WALL NO.        1
ITEM NO.  77<D-PERM  >= 0.10000E-04 (BOTH WALLS)

LAYER DESCRIPTORS FOR STEP NO.    3


 NON ZERO LAYER DESCRIPTORS FOR LAYER NO.    1 FOR STEP NO.    3

ITEM NO.   1<NAME    >=  16.000     (BOTH WALLS)
ITEM NO.   2<NATURE  >=  1.0000     (BOTH WALLS)
ITEM NO.   3<LEVEL   >=  3.0000     (BOTH WALLS)
ITEM NO.   4<WALL    >=  1.0000     (BOTH WALLS)
ITEM NO.   5<GAMMAD  >=  19.000     (BOTH WALLS)
ITEM NO.   6<GAMMAB  >=  10.000     (BOTH WALLS)
ITEM NO.   7<GAMMAW  >=  10.000     (BOTH WALLS)
ITEM NO.   9<U-FRICT >=  38.000     (BOTH WALLS)
ITEM NO.  10<U-KA    >= 0.23800     WALL NO.        1
ITEM NO.  11<U-KP    >=  7.2320     WALL NO.        1
ITEM NO.  12<K0-NC   >= 0.50000     (BOTH WALLS)
ITEM NO.  13<NEXP    >= 0.50000     (BOTH WALLS)
ITEM NO.  14<OCR     >=  1.0000     (BOTH WALLS)
ITEM NO.  16<MODEL   >=  1.0000     (BOTH WALLS)
ITEM NO.  17<EVC     >=  15000.     (BOTH WALLS)
ITEM NO.  18<EUR     >=  45000.     (BOTH WALLS)
ITEM NO.  27<U-PERM  >= 0.10000E-03 (BOTH WALLS)
ITEM NO.  52<D-NATURE>=  1.0000     (BOTH WALLS)
ITEM NO.  53<D-LEVEL >=  0.0000     (BOTH WALLS)
ITEM NO.  59<D-FRICT >=  38.000     (BOTH WALLS)
ITEM NO.  60<D-KA    >= 0.23800     WALL NO.        1
ITEM NO.  61<D-KP    >=  7.2320     WALL NO.        1
ITEM NO.  77<D-PERM  >= 0.10000E-03 (BOTH WALLS)

 NON ZERO LAYER DESCRIPTORS FOR LAYER NO.    2 FOR STEP NO.    3

ITEM NO.   1<NAME    >=  17.000     (BOTH WALLS)
ITEM NO.   2<NATURE  >=  1.0000     (BOTH WALLS)
ITEM NO.   3<LEVEL   >=  0.0000     (BOTH WALLS)
ITEM NO.   4<WALL    >=  1.0000     (BOTH WALLS)
ITEM NO.   5<GAMMAD  >=  16.000     (BOTH WALLS)
ITEM NO.   6<GAMMAB  >=  6.0000     (BOTH WALLS)
ITEM NO.   7<GAMMAW  >=  10.000     (BOTH WALLS)
ITEM NO.   9<U-FRICT >=  30.000     (BOTH WALLS)
ITEM NO.  10<U-KA    >= 0.33300     WALL NO.        1
ITEM NO.  11<U-KP    >=  4.2880     WALL NO.        1
ITEM NO.  12<K0-NC   >= 0.50000     (BOTH WALLS)
ITEM NO.  13<NEXP    >= 0.50000     (BOTH WALLS)
ITEM NO.  14<OCR     >=  1.0000     (BOTH WALLS)
ITEM NO.  16<MODEL   >=  1.0000     (BOTH WALLS)
ITEM NO.  17<EVC     >=  30000.     (BOTH WALLS)
```

```
ITEM NO.  18<EUR     >=  48000.     (BOTH WALLS)
ITEM NO.  27<U-PERM  >= 0.10000E-04 (BOTH WALLS)
ITEM NO.  52<D-NATURE>=  1.0000     (BOTH WALLS)
ITEM NO.  53<D-LEVEL >=  0.0000     (BOTH WALLS)
ITEM NO.  59<D-FRICT >=  30.000     (BOTH WALLS)
ITEM NO.  60<D-KA    >= 0.33300     WALL NO.        1
ITEM NO.  61<D-KP    >=  4.2880     WALL NO.        1
ITEM NO.  77<D-PERM  >= 0.10000E-04 (BOTH WALLS)

 NON ZERO LAYER DESCRIPTORS FOR LAYER NO.    3 FOR STEP NO.    3

ITEM NO.   1<NAME    >=  18.000     (BOTH WALLS)
ITEM NO.   2<NATURE  >=  1.0000     (BOTH WALLS)
ITEM NO.   3<LEVEL   >= -5.0000     (BOTH WALLS)
ITEM NO.   4<WALL    >=  1.0000     (BOTH WALLS)
ITEM NO.   5<GAMMAD  >=  16.000     (BOTH WALLS)
ITEM NO.   6<GAMMAB  >=  6.0000     (BOTH WALLS)
ITEM NO.   7<GAMMAW  >=  10.000     (BOTH WALLS)
ITEM NO.   8<U-COHE  >=  1.0000     (BOTH WALLS)
ITEM NO.   9<U-FRICT >=  33.000     (BOTH WALLS)
ITEM NO.  10<U-KA    >= 0.29500     WALL NO.        1
ITEM NO.  11<U-KP    >=  6.0490     WALL NO.        1
ITEM NO.  12<K0-NC   >= 0.50000     (BOTH WALLS)
ITEM NO.  13<NEXP    >= 0.50000     (BOTH WALLS)
ITEM NO.  14<OCR     >=  1.0000     (BOTH WALLS)
ITEM NO.  16<MODEL   >=  1.0000     (BOTH WALLS)
ITEM NO.  17<EVC     >=  68000.     (BOTH WALLS)
ITEM NO.  18<EUR     >= 0.10880E+06 (BOTH WALLS)
ITEM NO.  27<U-PERM  >= 0.10000E-04 (BOTH WALLS)
ITEM NO.  52<D-NATURE>=  1.0000     (BOTH WALLS)
ITEM NO.  53<D-LEVEL >=  0.0000     (BOTH WALLS)
ITEM NO.  58<D-COHE  >=  1.0000     (BOTH WALLS)
ITEM NO.  59<D-FRICT >=  33.000     (BOTH WALLS)
ITEM NO.  60<D-KA    >= 0.29500     WALL NO.        1
ITEM NO.  61<D-KP    >=  5.1600     WALL NO.        1
ITEM NO.  77<D-PERM  >= 0.10000E-04 (BOTH WALLS)

LAYER DESCRIPTORS FOR STEP NO.    4


 NON ZERO LAYER DESCRIPTORS FOR LAYER NO.    1 FOR STEP NO.    4

ITEM NO.   1<NAME    >=  16.000     (BOTH WALLS)
ITEM NO.   2<NATURE  >=  1.0000     (BOTH WALLS)
ITEM NO.   3<LEVEL   >=  3.0000     (BOTH WALLS)
ITEM NO.   4<WALL    >=  1.0000     (BOTH WALLS)
ITEM NO.   5<GAMMAD  >=  19.000     (BOTH WALLS)
ITEM NO.   6<GAMMAB  >=  10.000     (BOTH WALLS)
ITEM NO.   7<GAMMAW  >=  10.000     (BOTH WALLS)
ITEM NO.   9<U-FRICT >=  38.000     (BOTH WALLS)
ITEM NO.  10<U-KA    >= 0.23800     WALL NO.        1
ITEM NO.  11<U-KP    >=  7.2320     WALL NO.        1
ITEM NO.  12<K0-NC   >= 0.50000     (BOTH WALLS)
ITEM NO.  13<NEXP    >= 0.50000     (BOTH WALLS)
ITEM NO.  14<OCR     >=  1.0000     (BOTH WALLS)
ITEM NO.  16<MODEL   >=  1.0000     (BOTH WALLS)
ITEM NO.  17<EVC     >=  15000.     (BOTH WALLS)
ITEM NO.  18<EUR     >=  45000.     (BOTH WALLS)
ITEM NO.  27<U-PERM  >= 0.10000E-03 (BOTH WALLS)
ITEM NO.  52<D-NATURE>=  1.0000     (BOTH WALLS)
ITEM NO.  53<D-LEVEL >=  0.0000     (BOTH WALLS)
ITEM NO.  59<D-FRICT >=  38.000     (BOTH WALLS)
ITEM NO.  60<D-KA    >= 0.23800     WALL NO.        1
ITEM NO.  61<D-KP    >=  7.2320     WALL NO.        1
ITEM NO.  77<D-PERM  >= 0.10000E-03 (BOTH WALLS)

 NON ZERO LAYER DESCRIPTORS FOR LAYER NO.    2 FOR STEP NO.    4

ITEM NO.   1<NAME    >=  17.000     (BOTH WALLS)
ITEM NO.   2<NATURE  >=  1.0000     (BOTH WALLS)
ITEM NO.   3<LEVEL   >=  0.0000     (BOTH WALLS)
ITEM NO.   4<WALL    >=  1.0000     (BOTH WALLS)
ITEM NO.   5<GAMMAD  >=  16.000     (BOTH WALLS)
ITEM NO.   6<GAMMAB  >=  6.0000     (BOTH WALLS)
```

```
ITEM NO.   7<GAMMAW  >=  10.000     (BOTH WALLS)
ITEM NO.   9<U-FRICT >=  30.000     (BOTH WALLS)
ITEM NO.  10<U-KA    >= 0.33300     WALL NO.        1
ITEM NO.  11<U-KP    >=  4.2880     WALL NO.        1
ITEM NO.  12<K0-NC   >= 0.50000     (BOTH WALLS)
ITEM NO.  13<NEXP    >= 0.50000     (BOTH WALLS)
ITEM NO.  14<OCR     >=  1.0000     (BOTH WALLS)
ITEM NO.  16<MODEL   >=  1.0000     (BOTH WALLS)
ITEM NO.  17<EVC     >=  30000.     (BOTH WALLS)
ITEM NO.  18<EUR     >=  48000.     (BOTH WALLS)
ITEM NO.  27<U-PERM  >= 0.10000E-04 (BOTH WALLS)
ITEM NO.  52<D-NATURE>=  1.0000     (BOTH WALLS)
ITEM NO.  53<D-LEVEL >=  0.0000     (BOTH WALLS)
ITEM NO.  59<D-FRICT >=  30.000     (BOTH WALLS)
ITEM NO.  60<D-KA    >= 0.33300     WALL NO.        1
ITEM NO.  61<D-KP    >=  4.2880     WALL NO.        1
ITEM NO.  77<D-PERM  >= 0.10000E-04 (BOTH WALLS)

 NON ZERO LAYER DESCRIPTORS FOR LAYER NO.    3 FOR STEP NO.    4

ITEM NO.   1<NAME    >=  18.000     (BOTH WALLS)
ITEM NO.   2<NATURE  >=  1.0000     (BOTH WALLS)
ITEM NO.   3<LEVEL   >= -5.0000     (BOTH WALLS)
ITEM NO.   4<WALL    >=  1.0000     (BOTH WALLS)
ITEM NO.   5<GAMMAD  >=  16.000     (BOTH WALLS)
ITEM NO.   6<GAMMAB  >=  6.0000     (BOTH WALLS)
ITEM NO.   7<GAMMAW  >=  10.000     (BOTH WALLS)
ITEM NO.   8<U-COHE  >=  1.0000     (BOTH WALLS)
ITEM NO.   9<U-FRICT >=  33.000     (BOTH WALLS)
ITEM NO.  10<U-KA    >= 0.29500     WALL NO.        1
ITEM NO.  11<U-KP    >=  6.0490     WALL NO.        1
ITEM NO.  12<K0-NC   >= 0.50000     (BOTH WALLS)
ITEM NO.  13<NEXP    >= 0.50000     (BOTH WALLS)
ITEM NO.  14<OCR     >=  1.0000     (BOTH WALLS)
ITEM NO.  16<MODEL   >=  1.0000     (BOTH WALLS)
ITEM NO.  17<EVC     >=  68000.     (BOTH WALLS)
ITEM NO.  18<EUR     >= 0.10880E+06 (BOTH WALLS)
ITEM NO.  27<U-PERM  >= 0.10000E-04 (BOTH WALLS)
ITEM NO.  52<D-NATURE>=  1.0000     (BOTH WALLS)
ITEM NO.  53<D-LEVEL >=  0.0000     (BOTH WALLS)
ITEM NO.  58<D-COHE  >=  1.0000     (BOTH WALLS)
ITEM NO.  59<D-FRICT >=  33.000     (BOTH WALLS)
ITEM NO.  60<D-KA    >= 0.29500     WALL NO.        1
ITEM NO.  61<D-KP    >=  5.1600     WALL NO.        1
ITEM NO.  77<D-PERM  >= 0.10000E-04 (BOTH WALLS)

LAYER DESCRIPTORS FOR STEP NO.    5

 NON ZERO LAYER DESCRIPTORS FOR LAYER NO.    1 FOR STEP NO.    5

ITEM NO.   1<NAME    >=  16.000     (BOTH WALLS)
ITEM NO.   2<NATURE  >=  1.0000     (BOTH WALLS)
ITEM NO.   3<LEVEL   >=  3.0000     (BOTH WALLS)
ITEM NO.   4<WALL    >=  1.0000     (BOTH WALLS)
ITEM NO.   5<GAMMAD  >=  19.000     (BOTH WALLS)
ITEM NO.   6<GAMMAB  >=  10.000     (BOTH WALLS)
ITEM NO.   7<GAMMAW  >=  10.000     (BOTH WALLS)
ITEM NO.   9<U-FRICT >=  38.000     (BOTH WALLS)
ITEM NO.  10<U-KA    >= 0.23800     WALL NO.        1
ITEM NO.  11<U-KP    >=  7.2320     WALL NO.        1
ITEM NO.  12<K0-NC   >= 0.50000     (BOTH WALLS)
ITEM NO.  13<NEXP    >= 0.50000     (BOTH WALLS)
ITEM NO.  14<OCR     >=  1.0000     (BOTH WALLS)
ITEM NO.  16<MODEL   >=  1.0000     (BOTH WALLS)
ITEM NO.  17<EVC     >=  15000.     (BOTH WALLS)
ITEM NO.  18<EUR     >=  45000.     (BOTH WALLS)
ITEM NO.  27<U-PERM  >= 0.10000E-03 (BOTH WALLS)
ITEM NO.  52<D-NATURE>=  1.0000     (BOTH WALLS)
ITEM NO.  53<D-LEVEL >=  0.0000     (BOTH WALLS)
ITEM NO.  59<D-FRICT >=  38.000     (BOTH WALLS)
ITEM NO.  60<D-KA    >= 0.23800     WALL NO.        1
ITEM NO.  61<D-KP    >=  7.2320     WALL NO.        1
ITEM NO.  77<D-PERM  >= 0.10000E-03 (BOTH WALLS)
```

NON ZERO LAYER DESCRIPTORS FOR LAYER NO. 2 FOR STEP NO. 5

ITEM NO. 1<NAME >= 17.000 (BOTH WALLS)
ITEM NO. 2<NATURE >= 1.0000 (BOTH WALLS)
ITEM NO. 3<LEVEL >= 0.0000 (BOTH WALLS)
ITEM NO. 4<WALL >= 1.0000 (BOTH WALLS)
ITEM NO. 5<GAMMAD >= 16.000 (BOTH WALLS)
ITEM NO. 6<GAMMAB >= 6.0000 (BOTH WALLS)
ITEM NO. 7<GAMMAW >= 10.000 (BOTH WALLS)
ITEM NO. 9<U-FRICT >= 30.000 (BOTH WALLS)
ITEM NO. 10<U-KA >= 0.33300 WALL NO. 1
ITEM NO. 11<U-KP >= 4.2880 WALL NO. 1
ITEM NO. 12<K0-NC >= 0.50000 (BOTH WALLS)
ITEM NO. 13<NEXP >= 0.50000 (BOTH WALLS)
ITEM NO. 14<OCR >= 1.0000 (BOTH WALLS)
ITEM NO. 16<MODEL >= 1.0000 (BOTH WALLS)
ITEM NO. 17<EVC >= 30000. (BOTH WALLS)
ITEM NO. 18<EUR >= 48000. (BOTH WALLS)
ITEM NO. 27<U-PERM >= 0.10000E-04 (BOTH WALLS)
ITEM NO. 52<D-NATURE>= 1.0000 (BOTH WALLS)
ITEM NO. 53<D-LEVEL >= 0.0000 (BOTH WALLS)
ITEM NO. 59<D-FRICT >= 30.000 (BOTH WALLS)
ITEM NO. 60<D-KA >= 0.33300 WALL NO. 1
ITEM NO. 61<D-KP >= 4.2880 WALL NO. 1
ITEM NO. 77<D-PERM >= 0.10000E-04 (BOTH WALLS)

NON ZERO LAYER DESCRIPTORS FOR LAYER NO. 3 FOR STEP NO. 5

ITEM NO. 1<NAME >= 18.000 (BOTH WALLS)
ITEM NO. 2<NATURE >= 1.0000 (BOTH WALLS)
ITEM NO. 3<LEVEL >= -5.0000 (BOTH WALLS)
ITEM NO. 4<WALL >= 1.0000 (BOTH WALLS)
ITEM NO. 5<GAMMAD >= 16.000 (BOTH WALLS)
ITEM NO. 6<GAMMAB >= 6.0000 (BOTH WALLS)
ITEM NO. 7<GAMMAW >= 10.000 (BOTH WALLS)
ITEM NO. 8<U-COHE >= 1.0000 (BOTH WALLS)
ITEM NO. 9<U-FRICT >= 33.000 (BOTH WALLS)
ITEM NO. 10<U-KA >= 0.29500 WALL NO. 1
ITEM NO. 11<U-KP >= 6.0490 WALL NO. 1
ITEM NO. 12<K0-NC >= 0.50000 (BOTH WALLS)
ITEM NO. 13<NEXP >= 0.50000 (BOTH WALLS)
ITEM NO. 14<OCR >= 1.0000 (BOTH WALLS)
ITEM NO. 16<MODEL >= 1.0000 (BOTH WALLS)
ITEM NO. 17<EVC >= 68000. (BOTH WALLS)
ITEM NO. 18<EUR >= 0.10880E+06 (BOTH WALLS)
ITEM NO. 27<U-PERM >= 0.10000E-04 (BOTH WALLS)
ITEM NO. 52<D-NATURE>= 1.0000 (BOTH WALLS)
ITEM NO. 53<D-LEVEL >= 0.0000 (BOTH WALLS)
ITEM NO. 58<D-COHE >= 1.0000 (BOTH WALLS)
ITEM NO. 59<D-FRICT >= 33.000 (BOTH WALLS)
ITEM NO. 60<D-KA >= 0.29500 WALL NO. 1
ITEM NO. 61<D-KP >= 5.1600 WALL NO. 1
ITEM NO. 77<D-PERM >= 0.10000E-04 (BOTH WALLS)

LAYER DESCRIPTORS FOR STEP NO. 6

NON ZERO LAYER DESCRIPTORS FOR LAYER NO. 1 FOR STEP NO. 6

ITEM NO. 1<NAME >= 16.000 (BOTH WALLS)
ITEM NO. 2<NATURE >= 1.0000 (BOTH WALLS)
ITEM NO. 3<LEVEL >= 3.0000 (BOTH WALLS)
ITEM NO. 4<WALL >= 1.0000 (BOTH WALLS)
ITEM NO. 5<GAMMAD >= 19.000 (BOTH WALLS)
ITEM NO. 6<GAMMAB >= 10.000 (BOTH WALLS)
ITEM NO. 7<GAMMAW >= 10.000 (BOTH WALLS)
ITEM NO. 9<U-FRICT >= 38.000 (BOTH WALLS)
ITEM NO. 10<U-KA >= 0.23800 WALL NO. 1
ITEM NO. 11<U-KP >= 7.2320 WALL NO. 1
ITEM NO. 12<K0-NC >= 0.50000 (BOTH WALLS)
ITEM NO. 13<NEXP >= 0.50000 (BOTH WALLS)
ITEM NO. 14<OCR >= 1.0000 (BOTH WALLS)
ITEM NO. 16<MODEL >= 1.0000 (BOTH WALLS)

```
ITEM NO.  17<EVC     >=  15000.     (BOTH WALLS)
ITEM NO.  18<EUR     >=  45000.     (BOTH WALLS)
ITEM NO.  27<U-PERM  >= 0.10000E-03 (BOTH WALLS)
ITEM NO.  52<D-NATURE>=  1.0000     (BOTH WALLS)
ITEM NO.  53<D-LEVEL >=  0.0000     (BOTH WALLS)
ITEM NO.  59<D-FRICT >=  38.000     (BOTH WALLS)
ITEM NO.  60<D-KA    >= 0.23800     WALL NO.        1
ITEM NO.  61<D-KP    >=  7.2320     WALL NO.        1
ITEM NO.  77<D-PERM  >= 0.10000E-03 (BOTH WALLS)

 NON ZERO LAYER DESCRIPTORS FOR LAYER NO.    2 FOR STEP NO.    6

ITEM NO.   1<NAME    >=  17.000     (BOTH WALLS)
ITEM NO.   2<NATURE  >=  1.0000     (BOTH WALLS)
ITEM NO.   3<LEVEL   >=  0.0000     (BOTH WALLS)
ITEM NO.   4<WALL    >=  1.0000     (BOTH WALLS)
ITEM NO.   5<GAMMAD  >=  16.000     (BOTH WALLS)
ITEM NO.   6<GAMMAB  >=  6.0000     (BOTH WALLS)
ITEM NO.   7<GAMMAW  >=  10.000     (BOTH WALLS)
ITEM NO.   9<U-FRICT >=  30.000     (BOTH WALLS)
ITEM NO.  10<U-KA    >= 0.33300     WALL NO.        1
ITEM NO.  11<U-KP    >=  4.2880     WALL NO.        1
ITEM NO.  12<K0-NC   >= 0.50000     (BOTH WALLS)
ITEM NO.  13<NEXP    >= 0.50000     (BOTH WALLS)
ITEM NO.  14<OCR     >=  1.0000     (BOTH WALLS)
ITEM NO.  16<MODEL   >=  1.0000     (BOTH WALLS)
ITEM NO.  17<EVC     >=  30000.     (BOTH WALLS)
ITEM NO.  18<EUR     >=  48000.     (BOTH WALLS)
ITEM NO.  27<U-PERM  >= 0.10000E-04 (BOTH WALLS)
ITEM NO.  52<D-NATURE>=  1.0000     (BOTH WALLS)
ITEM NO.  53<D-LEVEL >=  0.0000     (BOTH WALLS)
ITEM NO.  59<D-FRICT >=  30.000     (BOTH WALLS)
ITEM NO.  60<D-KA    >= 0.33300     WALL NO.        1
ITEM NO.  61<D-KP    >=  4.2880     WALL NO.        1
ITEM NO.  77<D-PERM  >= 0.10000E-04 (BOTH WALLS)

 NON ZERO LAYER DESCRIPTORS FOR LAYER NO.    3 FOR STEP NO.    6

ITEM NO.   1<NAME    >=  18.000     (BOTH WALLS)
ITEM NO.   2<NATURE  >=  1.0000     (BOTH WALLS)
ITEM NO.   3<LEVEL   >= -5.0000     (BOTH WALLS)
ITEM NO.   4<WALL    >=  1.0000     (BOTH WALLS)
ITEM NO.   5<GAMMAD  >=  16.000     (BOTH WALLS)
ITEM NO.   6<GAMMAB  >=  6.0000     (BOTH WALLS)
ITEM NO.   7<GAMMAW  >=  10.000     (BOTH WALLS)
ITEM NO.   8<U-COHE  >=  1.0000     (BOTH WALLS)
ITEM NO.   9<U-FRICT >=  33.000     (BOTH WALLS)
ITEM NO.  10<U-KA    >= 0.29500     WALL NO.        1
ITEM NO.  11<U-KP    >=  6.0490     WALL NO.        1
ITEM NO.  12<K0-NC   >= 0.50000     (BOTH WALLS)
ITEM NO.  13<NEXP    >= 0.50000     (BOTH WALLS)
ITEM NO.  14<OCR     >=  1.0000     (BOTH WALLS)
ITEM NO.  16<MODEL   >=  1.0000     (BOTH WALLS)
ITEM NO.  17<EVC     >=  68000.     (BOTH WALLS)
ITEM NO.  18<EUR     >= 0.10880E+06 (BOTH WALLS)
ITEM NO.  27<U-PERM  >= 0.10000E-04 (BOTH WALLS)
ITEM NO.  52<D-NATURE>=  1.0000     (BOTH WALLS)
ITEM NO.  53<D-LEVEL >=  0.0000     (BOTH WALLS)
ITEM NO.  58<D-COHE  >=  1.0000     (BOTH WALLS)
ITEM NO.  59<D-FRICT >=  33.000     (BOTH WALLS)
ITEM NO.  60<D-KA    >= 0.29500     WALL NO.        1
ITEM NO.  61<D-KP    >=  5.1600     WALL NO.        1
ITEM NO.  77<D-PERM  >= 0.10000E-04 (BOTH WALLS)


DEFAULT WATER UNIT WEIGHT =  10.000
AVERAGED ON    18 VALUES
```

```
+-----------------------------------------------------------------------------------------------------------------------+
|                   PARATIEPLUS(TM)   NLS ENGINE RELEASE  2018.0    FULL VERSION  *Build date:Nov 13, 2017*              |
|                                                                                                                       |
|                          NewProject.BaseDesignSection_28.SLERaraFrequenteQuasiPermanente_1153                          |
|                                   Exe Time : 4 September 2018 18:06:09                                                |
+-----------------------------------------------------------------------------------------------------------------------+

PHASE DESCRIPTORS


STEP  NO.     1
                                        LEFT WALL    RIGHT WALL
Y                                        0.000       -0.9990E+30
Z-PC                                     0.000         0.000
Z-EXCAVATION                             0.000         0.000
Z-WATER_TABLE                           -18.00       -0.9990E+30
Q_AT_THE_FREE_FIELD_LEVEL                0.000         0.000
ZQ                                       0.000         0.000
DZW_OF_THE_WATER_TABLE                   0.000         0.000
QS_ON_THE_EXCAVATION_SIDE                0.000         0.000
ZQS                                     -0.9990E+30   -0.9990E+30
ZCUT                                     0.000         0.000
BALANCE LEVEL FOR PORE PRESSURES        -13.50        -13.50
WATER_BEHAVIOUR_FLAG (LINING OPT)        0.000         0.000
PORE_UPDATE_FLAG                         0.000         0.000
PORE_TAB. _FLAG (gt.0= use tabs)         0.000         0.000
lateral thrusts reduction elevatio       0.000         0.000
Downhill reduction factor for effe       0.000         0.000
Downhill reduction factor for pore       0.000         0.000
Uphill reduction factor for effect       0.000         0.000
Uphill reduction factor for pore p       0.000         0.000
SEISMIC HORIZONTAL ACCEL. Kh [g]         0.000         0.000
UPHILL VERTICAL ACCEL.  Kv_uh [g]        0.000         0.000
DOWNHILL VERTICAL ACCEL.Kv_dh [g]        0.000         0.000
UPHILL BETA ANGLE (SLOPE) [deg]          0.000         0.000
UPHILL DELTA/PHI RATIO                   0.000         0.000
DOWNHILL BETA ANGLE (SLOPE) [deg]        0.000         0.000
DOWNHILL DELTA/PHI RATIO                 0.000         0.000
DYN.WATER BEHAVIOUR                      0.000         0.000
Excess pore pressure RATIO Ru            0.000         0.000
SEISMIC PRESSURE LOWER VALUE             0.000         0.000
SEISMIC PRESSURE UPPER VALUE             0.000         0.000
SEISMIC PRESSURE LOWER LEVEL             0.000         0.000
SEISMIC PRESSURE UPPER LEVEL             0.000         0.000

=========================================================================================================end of step    1


STEP  NO.     2
                                        LEFT WALL    RIGHT WALL
Y                                        0.000       -0.9990E+30
Z-PC                                     0.000         0.000
Z-EXCAVATION                            -1.000         0.000
Z-WATER_TABLE                           -18.00       -0.9990E+30
Q_AT_THE_FREE_FIELD_LEVEL                0.000         0.000
ZQ                                       0.000         0.000
DZW_OF_THE_WATER_TABLE                   0.000         0.000
QS_ON_THE_EXCAVATION_SIDE                0.000         0.000
ZQS                                     -0.9990E+30   -0.9990E+30
ZCUT                                     0.000         0.000
BALANCE LEVEL FOR PORE PRESSURES        -13.50        -13.50
WATER_BEHAVIOUR_FLAG (LINING OPT)        0.000         0.000
PORE_UPDATE_FLAG                         0.000         0.000
PORE_TAB. _FLAG (gt.0= use tabs)         0.000         0.000
lateral thrusts reduction elevatio       0.000         0.000
Downhill reduction factor for effe       0.000         0.000
Downhill reduction factor for pore       0.000         0.000
Uphill reduction factor for effect       0.000         0.000
Uphill reduction factor for pore p       0.000         0.000
SEISMIC HORIZONTAL ACCEL. Kh [g]         0.000         0.000
UPHILL VERTICAL ACCEL.  Kv_uh [g]        0.000         0.000
```

DOWNHILL VERTICAL ACCEL.Kv_dh [g]	0.000	0.000
UPHILL BETA ANGLE (SLOPE) [deg]	0.000	0.000
UPHILL DELTA/PHI RATIO	0.000	0.000
DOWNHILL BETA ANGLE (SLOPE) [deg]	0.000	0.000
DOWNHILL DELTA/PHI RATIO	0.000	0.000
DYN.WATER BEHAVIOUR	0.000	0.000
Excess pore pressure RATIO Ru	0.000	0.000
SEISMIC PRESSURE LOWER VALUE	0.000	0.000
SEISMIC PRESSURE UPPER VALUE	0.000	0.000
SEISMIC PRESSURE LOWER LEVEL	0.000	0.000
SEISMIC PRESSURE UPPER LEVEL	0.000	0.000

==========end of step 2

STEP NO. 3

	LEFT WALL	RIGHT WALL
Y	0.000	-0.9990E+30
Z-PC	0.000	0.000
Z-EXCAVATION	-1.000	0.000
Z-WATER_TABLE	-18.00	-0.9990E+30
Q_AT_THE_FREE_FIELD_LEVEL	0.000	0.000
ZQ	0.000	0.000
DZW_OF_THE_WATER_TABLE	0.000	0.000
QS_ON_THE_EXCAVATION_SIDE	0.000	0.000
ZQS	-0.9990E+30	-0.9990E+30
ZCUT	0.000	0.000
BALANCE LEVEL FOR PORE PRESSURES	-13.50	-13.50
WATER_BEHAVIOUR_FLAG (LINING OPT)	0.000	0.000
PORE_UPDATE_FLAG	0.000	0.000
PORE_TAB. _FLAG (gt.0= use tabs)	0.000	0.000
lateral thrusts reduction elevatio	0.000	0.000
Downhill reduction factor for effe	0.000	0.000
Downhill reduction factor for pore	0.000	0.000
Uphill reduction factor for effect	0.000	0.000
Uphill reduction factor for pore p	0.000	0.000
SEISMIC HORIZONTAL ACCEL. Kh [g]	0.000	0.000
UPHILL VERTICAL ACCEL. Kv_uh [g]	0.000	0.000
DOWNHILL VERTICAL ACCEL.Kv_dh [g]	0.000	0.000
UPHILL BETA ANGLE (SLOPE) [deg]	0.000	0.000
UPHILL DELTA/PHI RATIO	0.000	0.000
DOWNHILL BETA ANGLE (SLOPE) [deg]	0.000	0.000
DOWNHILL DELTA/PHI RATIO	0.000	0.000
DYN.WATER BEHAVIOUR	0.000	0.000
Excess pore pressure RATIO Ru	0.000	0.000
SEISMIC PRESSURE LOWER VALUE	0.000	0.000
SEISMIC PRESSURE UPPER VALUE	0.000	0.000
SEISMIC PRESSURE LOWER LEVEL	0.000	0.000
SEISMIC PRESSURE UPPER LEVEL	0.000	0.000

==========end of step 3

STEP NO. 4

	LEFT WALL	RIGHT WALL
Y	0.000	-0.9990E+30
Z-PC	0.000	0.000
Z-EXCAVATION	-9.000	0.000
Z-WATER_TABLE	-18.00	-0.9990E+30
Q_AT_THE_FREE_FIELD_LEVEL	0.000	0.000
ZQ	0.000	0.000
DZW_OF_THE_WATER_TABLE	0.000	0.000
QS_ON_THE_EXCAVATION_SIDE	0.000	0.000
ZQS	-0.9990E+30	-0.9990E+30
ZCUT	0.000	0.000
BALANCE LEVEL FOR PORE PRESSURES	-13.50	-13.50
WATER_BEHAVIOUR_FLAG (LINING OPT)	0.000	0.000
PORE_UPDATE_FLAG	0.000	0.000
PORE_TAB. _FLAG (gt.0= use tabs)	0.000	0.000
lateral thrusts reduction elevatio	0.000	0.000
Downhill reduction factor for effe	0.000	0.000
Downhill reduction factor for pore	0.000	0.000
Uphill reduction factor for effect	0.000	0.000
Uphill reduction factor for pore p	0.000	0.000

SEISMIC HORIZONTAL ACCEL. Kh [g]	0.000	0.000
UPHILL VERTICAL ACCEL. Kv_uh [g]	0.000	0.000
DOWNHILL VERTICAL ACCEL.Kv_dh [g]	0.000	0.000
UPHILL BETA ANGLE (SLOPE) [deg]	0.000	0.000
UPHILL DELTA/PHI RATIO	0.000	0.000
DOWNHILL BETA ANGLE (SLOPE) [deg]	0.000	0.000
DOWNHILL DELTA/PHI RATIO	0.000	0.000
DYN.WATER BEHAVIOUR	0.000	0.000
Excess pore pressure RATIO Ru	0.000	0.000
SEISMIC PRESSURE LOWER VALUE	0.000	0.000
SEISMIC PRESSURE UPPER VALUE	0.000	0.000
SEISMIC PRESSURE LOWER LEVEL	0.000	0.000
SEISMIC PRESSURE UPPER LEVEL	0.000	0.000

==========end of step 4

STEP NO. 5

	LEFT WALL	RIGHT WALL
Y	0.000	-0.9990E+30
Z-PC	0.000	0.000
Z-EXCAVATION	-8.500	0.000
Z-WATER_TABLE	-18.00	-0.9990E+30
Q_AT_THE_FREE_FIELD_LEVEL	0.000	0.000
ZQ	0.000	0.000
DZW_OF_THE_WATER_TABLE	0.000	0.000
QS_ON_THE_EXCAVATION_SIDE	0.000	0.000
ZQS	-0.9990E+30	-0.9990E+30
ZCUT	0.000	0.000
BALANCE LEVEL FOR PORE PRESSURES	-13.50	-13.50
WATER_BEHAVIOUR_FLAG (LINING OPT)	0.000	0.000
PORE_UPDATE_FLAG	0.000	0.000
PORE_TAB. _FLAG (gt.0= use tabs)	0.000	0.000
lateral thrusts reduction elevatio	0.000	0.000
Downhill reduction factor for effe	0.000	0.000
Downhill reduction factor for pore	0.000	0.000
Uphill reduction factor for effect	0.000	0.000
Uphill reduction factor for pore p	0.000	0.000
SEISMIC HORIZONTAL ACCEL. Kh [g]	0.000	0.000
UPHILL VERTICAL ACCEL. Kv_uh [g]	0.000	0.000
DOWNHILL VERTICAL ACCEL.Kv_dh [g]	0.000	0.000
UPHILL BETA ANGLE (SLOPE) [deg]	0.000	0.000
UPHILL DELTA/PHI RATIO	0.000	0.000
DOWNHILL BETA ANGLE (SLOPE) [deg]	0.000	0.000
DOWNHILL DELTA/PHI RATIO	0.000	0.000
DYN.WATER BEHAVIOUR	0.000	0.000
Excess pore pressure RATIO Ru	0.000	0.000
SEISMIC PRESSURE LOWER VALUE	0.000	0.000
SEISMIC PRESSURE UPPER VALUE	0.000	0.000
SEISMIC PRESSURE LOWER LEVEL	0.000	0.000
SEISMIC PRESSURE UPPER LEVEL	0.000	0.000

==========end of step 5

STEP NO. 6

	LEFT WALL	RIGHT WALL
Y	0.000	-0.9990E+30
Z-PC	0.000	0.000
Z-EXCAVATION	-8.500	0.000
Z-WATER_TABLE	-18.00	-0.9990E+30
Q_AT_THE_FREE_FIELD_LEVEL	0.000	0.000
ZQ	0.000	0.000
DZW_OF_THE_WATER_TABLE	0.000	0.000
QS_ON_THE_EXCAVATION_SIDE	0.000	0.000
ZQS	-0.9990E+30	-0.9990E+30
ZCUT	0.000	0.000
BALANCE LEVEL FOR PORE PRESSURES	-13.50	-13.50
WATER_BEHAVIOUR_FLAG (LINING OPT)	0.000	0.000
PORE_UPDATE_FLAG	0.000	0.000
PORE_TAB. _FLAG (gt.0= use tabs)	0.000	0.000
lateral thrusts reduction elevatio	0.000	0.000
Downhill reduction factor for effe	0.000	0.000
Downhill reduction factor for pore	0.000	0.000

```
Uphill reduction factor for effect      0.000         0.000
Uphill reduction factor for pore p      0.000         0.000
SEISMIC HORIZONTAL ACCEL. Kh [g]        0.000         0.000
UPHILL VERTICAL ACCEL.  Kv_uh [g]       0.000         0.000
DOWNHILL VERTICAL ACCEL.Kv_dh [g]       0.000         0.000
UPHILL BETA ANGLE (SLOPE) [deg]         0.000         0.000
UPHILL DELTA/PHI RATIO                  0.000         0.000
DOWNHILL BETA ANGLE (SLOPE) [deg]       0.000         0.000
DOWNHILL DELTA/PHI RATIO                0.000         0.000
DYN.WATER BEHAVIOUR                     0.000         0.000
Excess pore pressure RATIO Ru           0.000         0.000
SEISMIC PRESSURE LOWER VALUE            0.000         0.000
SEISMIC PRESSURE UPPER VALUE            0.000         0.000
SEISMIC PRESSURE LOWER LEVEL            0.000         0.000
SEISMIC PRESSURE UPPER LEVEL            0.000         0.000

================================================================================================================end of step    6


 LEFT-HAND WALL

 LOWER  LEVEL         -13.50000
 UPPER  LEVEL           0.00000

 RIGHT-HAND WALL

 LOWER  LEVEL         -13.50000
 UPPER  LEVEL           0.00000
```

```
+-----------------------------------------------------------------------------------------------------------------------+
|                  PARATIEPLUS(TM)   NLS ENGINE RELEASE  2018.0    FULL VERSION  *Build date:Nov 13, 2017*             |
|                                                                                                                       |
|                         NewProject.BaseDesignSection_28.SLERaraFrequenteQuasiPermanente_1153                          |
|                                  Exe Time : 4 September 2018 18:06:10                                                 |
+-----------------------------------------------------------------------------------------------------------------------+
 I N I T I A L   S T R E S S   T A B L E S

            S E C T I O N

 NUMBER OF DEFINED TABLES             2


INPUT DATA FOR INITIAL STRESS SET NO.    1
PERTAINING SOIL ELEMENTS AT Y-COORD    0.0000

ACTIVATION TIME                              1.0000
END TIME (TIME BEYOND WHICH IT IS REMOVED)   6.0000

TYPE BOUSSINESQ

 HORIZONTAL DISTANCE (DY)           1.00000000000000
 FOUNDATION WIDTH    (B)            11.0000000000000
 ZETA-F.....                   0.000000000000000E+000
 Q-F .....                      20.0000000000000
 BETA .....                     45.0000000000000
 BEHAVIOUR (0=FREE, 1=REFLECTING)  0.000000000000000E+000


INPUT DATA FOR INITIAL STRESS SET NO.    2
PERTAINING SOIL ELEMENTS AT Y-COORD    0.0000

ACTIVATION TIME                              1.0000
END TIME (TIME BEYOND WHICH IT IS REMOVED)   6.0000

TYPE BOUSSINESQ

 HORIZONTAL DISTANCE (DY)           18.0000000000000
 FOUNDATION WIDTH    (B)            12.0000000000000
 ZETA-F.....                    2.70000000000000
 Q-F .....                      20.0000000000000
 BETA .....                     45.0000000000000
 BEHAVIOUR (0=FREE, 1=REFLECTING)  0.000000000000000E+000


 ELEMENT GROUPS BACKUP AREA CAN STAY IN CORE AT
 POSITION        5325

 NO. OF D.P.W  FOR THIS AREA       8205
 MAX NO. OF D.P.W. AVAILABLE      81920
 ** MAX NO OF ITERATIONS SET TO          40

ITER     0 RNORM = 0.000     RMNORM= 0.000
           RINORM=0.2381E+05 RIMNOR= 0.000
           RENORM=0.1657E-28 REMNOR= 0.000     RATIO =0.2638E-16 TOLER =0.1000E-03      CONVERGED !
           RFMAX = 21.83     RMMAX = 0.000
           RTSMAL=0.1000E-03 RMSMAL= 0.000
           RDT   =0.2381E+05 RDR   = 0.000
           RATIOT=0.2638E-16 RATIOR= 0.000
           MAX UN=0.1776E-14 IEQ=    87 NODE     44 DOF   1  Y-DISPL.F
           MIN UN=-.1776E-14 IEQ=    33 NODE     17 DOF   1  Y-DISPL.F
           NO. OF CONTACT CONSTRAINT VIOLATIONS     0


ITER     1 RNORM = 0.000     RMNORM= 0.000
           RINORM=0.2381E+05 RIMNOR= 0.000
           RENORM=0.1414E-30 REMNOR=0.1755E-53 RATIO =0.2437E-17 TOLER =0.1000E-03      CONVERGED !
           RFMAX = 21.83     RMMAX = 0.000
           RTSMAL=0.1000E-03 RMSMAL= 0.000
           RDT   =0.2381E+05 RDR   = 0.000
           RATIOT=0.2437E-17 RATIOR= 0.000
```

```
  MAX UN=0.7839E-16 IEQ=    87 NODE     44 DOF   1  Y-DISPL.F
  MIN UN=-.3362E-18 IEQ=   137 NODE     69 DOF   1  Y-DISPL.F
  NO. OF CONTACT CONSTRAINT VIOLATIONS     0


ITER     2 RNORM = 0.000     RMNORM= 0.000
  RINORM=0.2381E+05 RIMNOR= 0.000
  RENORM=0.1247E-30 REMNOR=0.4802E-53 RATIO =0.2288E-17 TOLER =0.1000E-03      CONVERGED !
  RFMAX = 21.83     RMMAX = 0.000
  RTSMAL=0.1000E-03 RMSMAL= 0.000
  RDT   =0.2381E+05 RDR   = 0.000
  RATIOT=0.2288E-17 RATIOR= 0.000
  MAX UN=0.6094E-16 IEQ=    79 NODE     40 DOF   1  Y-DISPL.F
  MIN UN=-.6626E-27 IEQ=   102 NODE     51 DOF   2   X-ROT. F
  NO. OF CONTACT CONSTRAINT VIOLATIONS     0
```

```
+-------------------------------------------------------------------------------------------------------------------------+
|                   PARATIEPLUS(TM)   NLS ENGINE RELEASE  2018.0    FULL VERSION  *Build date:Nov 13, 2017*              |
|                                                                                                                         |
|                          NewProject.BaseDesignSection_28.SLERaraFrequenteQuasiPermanente_1153                           |
|                                   Exe Time : 4 September 2018 18:06:10                                                  |
+-------------------------------------------------------------------------------------------------------------------------+
New Project
SOLUTION REACHED USING     2 ITERATIONS ON   40

P R I N T   O U T   F O R   T I M E   S T E P    1     ( AT TIME   1.000     )

PRINT OUT OF ACTIVE COMPONENTS (FIXED NODES ARE NOT PRINTED OUT)

          Y-DISPL.F        X-ROT. F
           (02)             (04)            (


ALL NODAL POINTS HAVE ZERO DISPLACEMENT COMPONENTS
```

```
+-------------------------------------------------------------------------------------------------------------------------------+
|                   PARATIEPLUS(TM)   NLS ENGINE RELEASE  2018.0    FULL VERSION  *Build date:Nov 13, 2017*                    |
|                                                                                                                               |
|                          NewProject.BaseDesignSection_28.SLERaraFrequenteQuasiPermanente_1153                                 |
|                                   Exe Time : 4 September 2018 18:06:10                                                        |
+-------------------------------------------------------------------------------------------------------------------------------+
New Project


S T R E S S   R E S U L T S   F O R   G R O U P   N O.   1

0_L                                                              :
ELEMENT TYPE    5 NO.OF ELEMENTS. IN THIS GROUP   69
C U R R E N T   T I M E   I S      1.0000

 HARDENING 2D SOIL ELEMENT

 ****** TOTAL STRESS FORMULATION *****

  EL *   FORCE     DISPL-Y  VERTICAL-P  HORIZON.-P     MAX-V-P     MAX-H-P           STATE   STIFFNESS Z-LEVEL      PORE
E FACTOR    UFACTOR       Peq           Su_a         Su_p     LAYER
 ------------------------------------------------------------------------------------------------------------------------------
-------------------------------------------------------------------------------------------
   1 D  7.4201E-02 -4.2525E-21  1.0882E-02  0.7420      1.0882E-02  0.7420            V-C  2.8868E+04   0.000       0.000
1.000       1.000      0.7420       0.000       0.000     DI1_164_167_L_0
   2 D  0.9324     -4.2381E-21   3.246       4.662       3.246       4.662           V-C  2.8868E+04 -0.2000       0.000
1.000       1.000       4.662       0.000       0.000     DI1_164_167_L_0
   3 D   1.648     -4.2237E-21   6.643       8.238       6.643       8.238           V-C  2.8868E+04 -0.4000       0.000
1.000       1.000       8.238       0.000       0.000     DI1_164_167_L_0
   4 D   2.262     -4.2092E-21   10.25       11.31       10.25       11.31           V-C  2.8868E+04 -0.6000       0.000
1.000       1.000       11.31       0.000       0.000     DI1_164_167_L_0
   5 D   2.780     -4.1943E-21   14.01       13.90       14.01       13.90           V-C  2.8868E+04 -0.8000       0.000
1.000       1.000       13.90       0.000       0.000     DI1_164_167_L_0
   6 D   3.224     -4.1790E-21   17.84       16.12       17.84       16.12           V-C  2.8868E+04  -1.000       0.000
1.000       1.000       16.12       0.000       0.000     DI1_164_167_L_0
   7 D   3.616     -4.1630E-21   21.67       18.08       21.67       18.08           V-C  2.8868E+04  -1.200       0.000
1.000       1.000       18.08       0.000       0.000     DI1_164_167_L_0
   8 D   3.975     -4.1458E-21   25.73       19.88       25.73       19.88           V-C  2.8868E+04  -1.400       0.000
1.000       1.000       19.88       0.000       0.000     DI1_164_167_L_0
   9 D   4.312     -4.1271E-21   30.08       21.56       30.08       21.56           V-C  2.8868E+04  -1.600       0.000
1.000       1.000       21.56       0.000       0.000     DI1_164_167_L_0
  10 D   4.634     -4.1065E-21   34.22       23.17       34.22       23.17           V-C  2.8868E+04  -1.800       0.000
1.000       1.000       23.17       0.000       0.000     DI1_164_167_L_0
  11 D   4.946     -4.0839E-21   38.20       24.73       38.20       24.73           V-C  2.8868E+04  -2.000       0.000
1.000       1.000       24.73       0.000       0.000     DI1_164_167_L_0
  12 D   5.252     -4.0611E-21   41.58       26.26       41.58       26.26           V-C  2.8868E+04  -2.200       0.000
1.000       1.000       26.26       0.000       0.000     DI1_164_167_L_0
  13 D   5.554     -4.0403E-21   45.39       27.77       45.39       27.77           V-C  2.8868E+04  -2.400       0.000
1.000       1.000       27.77       0.000       0.000     DI1_164_167_L_0
  14 D   5.853     -4.0237E-21   49.13       29.26       49.13       29.26           V-C  2.8868E+04  -2.600       0.000
1.000       1.000       29.26       0.000       0.000     DI1_164_167_L_0
  15 D   6.150     -4.0134E-21   52.79       30.75       52.79       30.75           V-C  2.8868E+04  -2.800       0.000
1.000       1.000       30.75       0.000       0.000     DI1_164_167_L_0
  16 D   6.445     -4.0115E-21   56.41       32.23       56.41       32.23           V-C  2.8868E+04  -3.000       0.000
1.000       1.000       32.23       0.000       0.000     DI1_164_167_L_0
  17 D   6.740     -4.0198E-21   59.97       33.70       59.97       33.70           V-C  2.8868E+04  -3.200       0.000
1.000       1.000       33.70       0.000       0.000     DI1_164_167_L_0
  18 D   7.034     -4.0394E-21   63.19       35.17       63.19       35.17           V-C  2.8868E+04  -3.400       0.000
1.000       1.000       35.17       0.000       0.000     DI1_164_167_L_0
  19 D   7.328     -4.0672E-21   66.71       36.64       66.71       36.64           V-C  2.8868E+04  -3.600       0.000
1.000       1.000       36.64       0.000       0.000     DI1_164_167_L_0
  20 D   7.622     -4.0992E-21   70.19       38.11       70.19       38.11           V-C  2.8868E+04  -3.800       0.000
1.000       1.000       38.11       0.000       0.000     DI1_164_167_L_0
  21 D   7.915     -4.1323E-21   73.66       39.58       73.66       39.58           V-C  2.8868E+04  -4.000       0.000
1.000       1.000       39.58       0.000       0.000     DI1_164_167_L_0
  22 D   8.209     -4.1671E-21   77.10       41.05       77.10       41.05           V-C  2.8868E+04  -4.200       0.000
1.000       1.000       41.05       0.000       0.000     DI1_164_167_L_0
  23 D   8.503     -4.2052E-21   80.28       42.52       80.28       42.52           V-C  2.8868E+04  -4.400       0.000
1.000       1.000       42.52       0.000       0.000     DI1_164_167_L_0
  24 D   8.798     -4.2481E-21   83.70       43.99       83.70       43.99           V-C  2.8868E+04  -4.600       0.000
1.000       1.000       43.99       0.000       0.000     DI1_164_167_L_0
```

```
  25 D   9.092     -4.2971E-21   87.10       45.46       87.10       45.46          V-C  2.8868E+04  -4.800       0.000
1.000       1.000       45.46       0.000       0.000     DI1_164_167_L_0
  26 D   9.387     -4.3535E-21   90.49       46.94       90.49       46.94          V-C  6.9578E+04  -5.000       0.000
1.000       1.000       46.94       0.000       0.000     DI2_165_168_L_0
  27 D   9.683     -4.4186E-21   93.86       48.41       93.86       48.41          V-C  6.9578E+04  -5.200       0.000
1.000       1.000       48.41       0.000       0.000     DI2_165_168_L_0
  28 D   9.979     -4.4933E-21   97.03       49.89       97.03       49.89          V-C  6.9578E+04  -5.400       0.000
1.000       1.000       49.89       0.000       0.000     DI2_165_168_L_0
  29 D   10.27     -4.5787E-21   100.4       51.37       100.4       51.37          V-C  6.9578E+04  -5.600       0.000
1.000       1.000       51.37       0.000       0.000     DI2_165_168_L_0
  30 D   10.57     -4.6754E-21   103.7       52.86       103.7       52.86          V-C  6.9578E+04  -5.800       0.000
1.000       1.000       52.86       0.000       0.000     DI2_165_168_L_0
  31 D   10.87     -4.7839E-21   107.1       54.34       107.1       54.34          V-C  6.9578E+04  -6.000       0.000
1.000       1.000       54.34       0.000       0.000     DI2_165_168_L_0
  32 D   11.17     -4.9045E-21   110.4       55.83       110.4       55.83          V-C  6.9578E+04  -6.200       0.000
1.000       1.000       55.83       0.000       0.000     DI2_165_168_L_0
  33 D   11.46     -5.0374E-21   113.8       57.32       113.8       57.32          V-C  6.9578E+04  -6.400       0.000
1.000       1.000       57.32       0.000       0.000     DI2_165_168_L_0
  34 D   11.76     -5.1826E-21   116.9       58.81       116.9       58.81          V-C  6.9578E+04  -6.600       0.000
1.000       1.000       58.81       0.000       0.000     DI2_165_168_L_0
  35 D   12.06     -5.3388E-21   120.2       60.31       120.2       60.31          V-C  6.9578E+04  -6.800       0.000
1.000       1.000       60.31       0.000       0.000     DI2_165_168_L_0
  36 D   12.36     -5.5007E-21   123.6       61.81       123.6       61.81          V-C  6.9578E+04  -7.000       0.000
1.000       1.000       61.81       0.000       0.000     DI2_165_168_L_0
  37 D   12.66     -5.6621E-21   126.9       63.31       126.9       63.31          V-C  6.9578E+04  -7.200       0.000
1.000       1.000       63.31       0.000       0.000     DI2_165_168_L_0
  38 D   12.96     -5.8163E-21   130.2       64.81       130.2       64.81          V-C  6.9578E+04  -7.400       0.000
1.000       1.000       64.81       0.000       0.000     DI2_165_168_L_0
  39 D   13.26     -5.9566E-21   133.3       66.31       133.3       66.31          V-C  6.9578E+04  -7.600       0.000
1.000       1.000       66.31       0.000       0.000     DI2_165_168_L_0
  40 D   13.56     -6.0758E-21   136.7       67.82       136.7       67.82          V-C  6.9578E+04  -7.800       0.000
1.000       1.000       67.82       0.000       0.000     DI2_165_168_L_0
  41 D   13.87     -6.1680E-21   140.0       69.33       140.0       69.33          V-C  6.9578E+04  -8.000       0.000
1.000       1.000       69.33       0.000       0.000     DI2_165_168_L_0
  42 D   14.17     -6.2304E-21   143.3       70.84       143.3       70.84          V-C  6.9578E+04  -8.200       0.000
1.000       1.000       70.84       0.000       0.000     DI2_165_168_L_0
  43 D   14.47     -6.2613E-21   146.5       72.35       146.5       72.35          V-C  6.9578E+04  -8.400       0.000
1.000       1.000       72.35       0.000       0.000     DI2_165_168_L_0
  44 D   14.77     -6.2586E-21   149.8       73.86       149.8       73.86          V-C  6.9578E+04  -8.600       0.000
1.000       1.000       73.86       0.000       0.000     DI2_165_168_L_0
  45 D   15.08     -6.2212E-21   153.0       75.38       153.0       75.38          V-C  6.9578E+04  -8.800       0.000
1.000       1.000       75.38       0.000       0.000     DI2_165_168_L_0
  46 D   15.38     -6.1514E-21   156.3       76.90       156.3       76.90          V-C  6.9578E+04  -9.000       0.000
1.000       1.000       76.90       0.000       0.000     DI2_165_168_L_0
  47 D   15.68     -6.0524E-21   159.6       78.42       159.6       78.42          V-C  6.9578E+04  -9.200       0.000
1.000       1.000       78.42       0.000       0.000     DI2_165_168_L_0
  48 D   15.99     -5.9272E-21   162.9       79.94       162.9       79.94          V-C  6.9578E+04  -9.400       0.000
1.000       1.000       79.94       0.000       0.000     DI2_165_168_L_0
  49 D   16.29     -5.7786E-21   166.1       81.46       166.1       81.46          V-C  6.9578E+04  -9.600       0.000
1.000       1.000       81.46       0.000       0.000     DI2_165_168_L_0
  50 D   16.60     -5.6092E-21   169.3       82.99       169.3       82.99          V-C  6.9578E+04  -9.800       0.000
1.000       1.000       82.99       0.000       0.000     DI2_165_168_L_0
  51 D   16.90     -5.4215E-21   172.6       84.52       172.6       84.52          V-C  6.9578E+04  -10.00       0.000
1.000       1.000       84.52       0.000       0.000     DI2_165_168_L_0
  52 D   17.21     -5.2176E-21   175.9       86.05       175.9       86.05          V-C  6.9578E+04  -10.20       0.000
1.000       1.000       86.05       0.000       0.000     DI2_165_168_L_0
  53 D   17.52     -4.9998E-21   179.1       87.58       179.1       87.58          V-C  6.9578E+04  -10.40       0.000
1.000       1.000       87.58       0.000       0.000     DI2_165_168_L_0
  54 D   17.82     -4.7698E-21   182.4       89.11       182.4       89.11          V-C  6.9578E+04  -10.60       0.000
1.000       1.000       89.11       0.000       0.000     DI2_165_168_L_0
  55 D   18.13     -4.5294E-21   185.7       90.64       185.7       90.64          V-C  6.9578E+04  -10.80       0.000
1.000       1.000       90.64       0.000       0.000     DI2_165_168_L_0
  56 D   18.44     -4.2803E-21   188.8       92.18       188.8       92.18          V-C  6.9578E+04  -11.00       0.000
1.000       1.000       92.18       0.000       0.000     DI2_165_168_L_0
  57 D   18.74     -4.0237E-21   192.1       93.72       192.1       93.72          V-C  6.9578E+04  -11.20       0.000
1.000       1.000       93.72       0.000       0.000     DI2_165_168_L_0
  58 D   19.05     -3.7611E-21   195.4       95.25       195.4       95.25          V-C  6.9578E+04  -11.40       0.000
1.000       1.000       95.25       0.000       0.000     DI2_165_168_L_0
  59 D   19.36     -3.4936E-21   198.6       96.79       198.6       96.79          V-C  6.9578E+04  -11.60       0.000
1.000       1.000       96.79       0.000       0.000     DI2_165_168_L_0
  60 D   19.67     -3.2221E-21   201.9       98.33       201.9       98.33          V-C  6.9578E+04  -11.80       0.000
1.000       1.000       98.33       0.000       0.000     DI2_165_168_L_0
  61 D   19.98     -2.9475E-21   205.1       99.88       205.1       99.88          V-C  6.9578E+04  -12.00       0.000
1.000       1.000       99.88       0.000       0.000     DI2_165_168_L_0
```

```
  62 D   20.28     -2.6705E-21   208.2       101.4       208.2       101.4            V-C  6.9578E+04  -12.20       0.000
1.000       1.000       101.4       0.000       0.000     DI2_165_168_L_0
  63 D   20.59     -2.3919E-21   211.2       103.0       211.2       103.0            V-C  6.9578E+04  -12.40       0.000
1.000       1.000       103.0       0.000       0.000     DI2_165_168_L_0
  64 D   20.90     -2.1121E-21   214.3       104.5       214.3       104.5            V-C  6.9578E+04  -12.60       0.000
1.000       1.000       104.5       0.000       0.000     DI2_165_168_L_0
  65 D   21.21     -1.8315E-21   217.4       106.1       217.4       106.1            V-C  6.9578E+04  -12.80       0.000
1.000       1.000       106.1       0.000       0.000     DI2_165_168_L_0
  66 D   21.52     -1.5504E-21   220.5       107.6       220.5       107.6            V-C  6.9578E+04  -13.00       0.000
1.000       1.000       107.6       0.000       0.000     DI2_165_168_L_0
  67 D   21.83     -1.2691E-21   223.6       109.2       223.6       109.2            V-C  6.9578E+04  -13.20       0.000
1.000       1.000       109.2       0.000       0.000     DI2_165_168_L_0
  68 D   16.61     -9.8770E-22   226.7       110.7       226.7       110.7            V-C  6.9578E+04  -13.40       0.000
1.000       1.000       110.7       0.000       0.000     DI2_165_168_L_0
  69 D   5.574     -8.4698E-22   228.3       111.5       228.3       111.5            V-C  6.9578E+04  -13.50       0.000
1.000       1.000       111.5       0.000       0.000     DI2_165_168_L_0
```

```
+-------------------------------------------------------------------------------------------------------------------------------+
|                   PARATIEPLUS(TM)   NLS ENGINE RELEASE  2018.0    FULL VERSION  *Build date:Nov 13, 2017*                    |
|                                                                                                                               |
|                            NewProject.BaseDesignSection_28.SLERaraFrequenteQuasiPermanente_1153                               |
|                                     Exe Time : 4 September 2018 18:06:10                                                      |
+-------------------------------------------------------------------------------------------------------------------------------+
New Project


S T R E S S   R E S U L T S   F O R   G R O U P   N O.   2

0_R                                                          :
ELEMENT TYPE    5 NO.OF ELEMENTS. IN THIS GROUP   69
C U R R E N T   T I M E   I S      1.0000

 HARDENING 2D SOIL ELEMENT

 ****** TOTAL STRESS FORMULATION *****

  EL *   FORCE     DISPL-Y  VERTICAL-P  HORIZON.-P     MAX-V-P     MAX-H-P           STATE   STIFFNESS Z-LEVEL      PORE
E FACTOR    UFACTOR       Peq           Su_a         Su_p     LAYER
 ------------------------------------------------------------------------------------------------------------------------------
-------------------------------------------------------------------------------------------
   1 D  7.4201E-02  4.2525E-21   0.000      0.7420       0.000      0.7420            V-C  1.9245E+04   0.000       0.000
1.000       1.000      0.7420       0.000       0.000     DI1_164_167_L_0
   2 D  0.9324      4.2381E-21   3.200       4.662       3.200       4.662            V-C  1.9245E+04 -0.2000       0.000
1.000       1.000       4.662       0.000       0.000     DI1_164_167_L_0
   3 D   1.648      4.2237E-21   6.400       8.238       6.400       8.238            V-C  1.9245E+04 -0.4000       0.000
1.000       1.000       8.238       0.000       0.000     DI1_164_167_L_0
   4 D   2.262      4.2092E-21   9.600       11.31       9.600       11.31            V-C  1.9245E+04 -0.6000       0.000
1.000       1.000       11.31       0.000       0.000     DI1_164_167_L_0
   5 D   2.780      4.1943E-21   12.80       13.90       12.80       13.90            V-C  1.9245E+04 -0.8000       0.000
1.000       1.000       13.90       0.000       0.000     DI1_164_167_L_0
   6 D   3.224      4.1790E-21   16.00       16.12       16.00       16.12            V-C  1.9245E+04  -1.000       0.000
1.000       1.000       16.12       0.000       0.000     DI1_164_167_L_0
   7 D   3.616      4.1630E-21   19.20       18.08       19.20       18.08            V-C  1.9245E+04  -1.200       0.000
1.000       1.000       18.08       0.000       0.000     DI1_164_167_L_0
   8 D   3.975      4.1458E-21   22.40       19.88       22.40       19.88            V-C  1.9245E+04  -1.400       0.000
1.000       1.000       19.88       0.000       0.000     DI1_164_167_L_0
   9 D   4.312      4.1271E-21   25.60       21.56       25.60       21.56            V-C  1.9245E+04  -1.600       0.000
1.000       1.000       21.56       0.000       0.000     DI1_164_167_L_0
  10 D   4.634      4.1065E-21   28.80       23.17       28.80       23.17            V-C  1.9245E+04  -1.800       0.000
1.000       1.000       23.17       0.000       0.000     DI1_164_167_L_0
  11 D   4.946      4.0839E-21   32.00       24.73       32.00       24.73            V-C  1.9245E+04  -2.000       0.000
1.000       1.000       24.73       0.000       0.000     DI1_164_167_L_0
  12 D   5.252      4.0611E-21   35.20       26.26       35.20       26.26            V-C  1.9245E+04  -2.200       0.000
1.000       1.000       26.26       0.000       0.000     DI1_164_167_L_0
  13 D   5.554      4.0403E-21   38.40       27.77       38.40       27.77            V-C  1.9245E+04  -2.400       0.000
1.000       1.000       27.77       0.000       0.000     DI1_164_167_L_0
  14 D   5.853      4.0237E-21   41.60       29.26       41.60       29.26            V-C  1.9245E+04  -2.600       0.000
1.000       1.000       29.26       0.000       0.000     DI1_164_167_L_0
  15 D   6.150      4.0134E-21   44.80       30.75       44.80       30.75            V-C  1.9245E+04  -2.800       0.000
1.000       1.000       30.75       0.000       0.000     DI1_164_167_L_0
  16 D   6.445      4.0115E-21   48.00       32.23       48.00       32.23            V-C  1.9245E+04  -3.000       0.000
1.000       1.000       32.23       0.000       0.000     DI1_164_167_L_0
  17 D   6.740      4.0198E-21   51.20       33.70       51.20       33.70            V-C  1.9245E+04  -3.200       0.000
1.000       1.000       33.70       0.000       0.000     DI1_164_167_L_0
  18 D   7.034      4.0394E-21   54.40       35.17       54.40       35.17            V-C  1.9245E+04  -3.400       0.000
1.000       1.000       35.17       0.000       0.000     DI1_164_167_L_0
  19 D   7.328      4.0672E-21   57.60       36.64       57.60       36.64            V-C  1.9245E+04  -3.600       0.000
1.000       1.000       36.64       0.000       0.000     DI1_164_167_L_0
  20 D   7.622      4.0992E-21   60.80       38.11       60.80       38.11            V-C  1.9245E+04  -3.800       0.000
1.000       1.000       38.11       0.000       0.000     DI1_164_167_L_0
  21 D   7.915      4.1323E-21   64.00       39.58       64.00       39.58            V-C  1.9245E+04  -4.000       0.000
1.000       1.000       39.58       0.000       0.000     DI1_164_167_L_0
  22 D   8.209      4.1671E-21   67.20       41.05       67.20       41.05            V-C  1.9245E+04  -4.200       0.000
1.000       1.000       41.05       0.000       0.000     DI1_164_167_L_0
  23 D   8.503      4.2052E-21   70.40       42.52       70.40       42.52            V-C  1.9245E+04  -4.400       0.000
1.000       1.000       42.52       0.000       0.000     DI1_164_167_L_0
  24 D   8.798      4.2481E-21   73.60       43.99       73.60       43.99            V-C  1.9245E+04  -4.600       0.000
1.000       1.000       43.99       0.000       0.000     DI1_164_167_L_0
```

25 D	9.092	4.2971E-21	76.80	45.46	76.80	45.46	V-C	1.9245E+04	-4.800	0.000	
1.000	1.000	45.46	0.000	0.000	DI1_164_167_L_0						
26 D	9.387	4.3535E-21	80.00	46.94	80.00	46.94	V-C	4.1023E+04	-5.000	0.000	
1.000	1.000	46.94	0.000	0.000	DI2_165_168_L_0						
27 D	9.683	4.4186E-21	83.20	48.41	83.20	48.41	V-C	4.1023E+04	-5.200	0.000	
1.000	1.000	48.41	0.000	0.000	DI2_165_168_L_0						
28 D	9.979	4.4933E-21	86.40	49.89	86.40	49.89	V-C	4.1023E+04	-5.400	0.000	
1.000	1.000	49.89	0.000	0.000	DI2_165_168_L_0						
29 D	10.27	4.5787E-21	89.60	51.37	89.60	51.37	V-C	4.1023E+04	-5.600	0.000	
1.000	1.000	51.37	0.000	0.000	DI2_165_168_L_0						
30 D	10.57	4.6754E-21	92.80	52.86	92.80	52.86	V-C	4.1023E+04	-5.800	0.000	
1.000	1.000	52.86	0.000	0.000	DI2_165_168_L_0						
31 D	10.87	4.7839E-21	96.00	54.34	96.00	54.34	V-C	4.1023E+04	-6.000	0.000	
1.000	1.000	54.34	0.000	0.000	DI2_165_168_L_0						
32 D	11.17	4.9045E-21	99.20	55.83	99.20	55.83	V-C	4.1023E+04	-6.200	0.000	
1.000	1.000	55.83	0.000	0.000	DI2_165_168_L_0						
33 D	11.46	5.0374E-21	102.4	57.32	102.4	57.32	V-C	4.1023E+04	-6.400	0.000	
1.000	1.000	57.32	0.000	0.000	DI2_165_168_L_0						
34 D	11.76	5.1826E-21	105.6	58.81	105.6	58.81	V-C	4.1023E+04	-6.600	0.000	
1.000	1.000	58.81	0.000	0.000	DI2_165_168_L_0						
35 D	12.06	5.3388E-21	108.8	60.31	108.8	60.31	V-C	4.1023E+04	-6.800	0.000	
1.000	1.000	60.31	0.000	0.000	DI2_165_168_L_0						
36 D	12.36	5.5007E-21	112.0	61.81	112.0	61.81	V-C	4.1023E+04	-7.000	0.000	
1.000	1.000	61.81	0.000	0.000	DI2_165_168_L_0						
37 D	12.66	5.6621E-21	115.2	63.31	115.2	63.31	V-C	4.1023E+04	-7.200	0.000	
1.000	1.000	63.31	0.000	0.000	DI2_165_168_L_0						
38 D	12.96	5.8163E-21	118.4	64.81	118.4	64.81	V-C	4.1023E+04	-7.400	0.000	
1.000	1.000	64.81	0.000	0.000	DI2_165_168_L_0						
39 D	13.26	5.9566E-21	121.6	66.31	121.6	66.31	V-C	4.1023E+04	-7.600	0.000	
1.000	1.000	66.31	0.000	0.000	DI2_165_168_L_0						
40 D	13.56	6.0758E-21	124.8	67.82	124.8	67.82	V-C	4.1023E+04	-7.800	0.000	
1.000	1.000	67.82	0.000	0.000	DI2_165_168_L_0						
41 D	13.87	6.1680E-21	128.0	69.33	128.0	69.33	V-C	4.1023E+04	-8.000	0.000	
1.000	1.000	69.33	0.000	0.000	DI2_165_168_L_0						
42 D	14.17	6.2304E-21	131.2	70.84	131.2	70.84	V-C	4.1023E+04	-8.200	0.000	
1.000	1.000	70.84	0.000	0.000	DI2_165_168_L_0						
43 D	14.47	6.2613E-21	134.4	72.35	134.4	72.35	V-C	4.1023E+04	-8.400	0.000	
1.000	1.000	72.35	0.000	0.000	DI2_165_168_L_0						
44 D	14.77	6.2586E-21	137.6	73.86	137.6	73.86	V-C	4.1023E+04	-8.600	0.000	
1.000	1.000	73.86	0.000	0.000	DI2_165_168_L_0						
45 D	15.08	6.2212E-21	140.8	75.38	140.8	75.38	V-C	4.1023E+04	-8.800	0.000	
1.000	1.000	75.38	0.000	0.000	DI2_165_168_L_0						
46 D	15.38	6.1514E-21	144.0	76.90	144.0	76.90	V-C	4.1023E+04	-9.000	0.000	
1.000	1.000	76.90	0.000	0.000	DI2_165_168_L_0						
47 D	15.68	6.0524E-21	147.2	78.42	147.2	78.42	V-C	4.1023E+04	-9.200	0.000	
1.000	1.000	78.42	0.000	0.000	DI2_165_168_L_0						
48 D	15.99	5.9272E-21	150.4	79.94	150.4	79.94	V-C	4.1023E+04	-9.400	0.000	
1.000	1.000	79.94	0.000	0.000	DI2_165_168_L_0						
49 D	16.29	5.7786E-21	153.6	81.46	153.6	81.46	V-C	4.1023E+04	-9.600	0.000	
1.000	1.000	81.46	0.000	0.000	DI2_165_168_L_0						
50 D	16.60	5.6092E-21	156.8	82.99	156.8	82.99	V-C	4.1023E+04	-9.800	0.000	
1.000	1.000	82.99	0.000	0.000	DI2_165_168_L_0						
51 D	16.90	5.4215E-21	160.0	84.52	160.0	84.52	V-C	4.1023E+04	-10.00	0.000	
1.000	1.000	84.52	0.000	0.000	DI2_165_168_L_0						
52 D	17.21	5.2176E-21	163.2	86.05	163.2	86.05	V-C	4.1023E+04	-10.20	0.000	
1.000	1.000	86.05	0.000	0.000	DI2_165_168_L_0						
53 D	17.52	4.9998E-21	166.4	87.58	166.4	87.58	V-C	4.1023E+04	-10.40	0.000	
1.000	1.000	87.58	0.000	0.000	DI2_165_168_L_0						
54 D	17.82	4.7698E-21	169.6	89.11	169.6	89.11	V-C	4.1023E+04	-10.60	0.000	
1.000	1.000	89.11	0.000	0.000	DI2_165_168_L_0						
55 D	18.13	4.5294E-21	172.8	90.64	172.8	90.64	V-C	4.1023E+04	-10.80	0.000	
1.000	1.000	90.64	0.000	0.000	DI2_165_168_L_0						
56 D	18.44	4.2803E-21	176.0	92.18	176.0	92.18	V-C	4.1023E+04	-11.00	0.000	
1.000	1.000	92.18	0.000	0.000	DI2_165_168_L_0						
57 D	18.74	4.0237E-21	179.2	93.72	179.2	93.72	V-C	4.1023E+04	-11.20	0.000	
1.000	1.000	93.72	0.000	0.000	DI2_165_168_L_0						
58 D	19.05	3.7611E-21	182.4	95.25	182.4	95.25	V-C	4.1023E+04	-11.40	0.000	
1.000	1.000	95.25	0.000	0.000	DI2_165_168_L_0						
59 D	19.36	3.4936E-21	185.6	96.79	185.6	96.79	V-C	4.1023E+04	-11.60	0.000	
1.000	1.000	96.79	0.000	0.000	DI2_165_168_L_0						
60 D	19.67	3.2221E-21	188.8	98.33	188.8	98.33	V-C	4.1023E+04	-11.80	0.000	
1.000	1.000	98.33	0.000	0.000	DI2_165_168_L_0						
61 D	19.98	2.9475E-21	192.0	99.88	192.0	99.88	V-C	4.1023E+04	-12.00	0.000	
1.000	1.000	99.88	0.000	0.000	DI2_165_168_L_0						

```
  62 D   20.28      2.6705E-21   195.2       101.4       195.2       101.4            V-C  4.1023E+04  -12.20       0.000
1.000       1.000       101.4       0.000       0.000     DI2_165_168_L_0
  63 D   20.59      2.3919E-21   198.4       103.0       198.4       103.0            V-C  4.1023E+04  -12.40       0.000
1.000       1.000       103.0       0.000       0.000     DI2_165_168_L_0
  64 D   20.90      2.1121E-21   201.6       104.5       201.6       104.5            V-C  4.1023E+04  -12.60       0.000
1.000       1.000       104.5       0.000       0.000     DI2_165_168_L_0
  65 D   21.21      1.8315E-21   204.8       106.1       204.8       106.1            V-C  4.1023E+04  -12.80       0.000
1.000       1.000       106.1       0.000       0.000     DI2_165_168_L_0
  66 D   21.52      1.5504E-21   208.0       107.6       208.0       107.6            V-C  4.1023E+04  -13.00       0.000
1.000       1.000       107.6       0.000       0.000     DI2_165_168_L_0
  67 D   21.83      1.2691E-21   211.2       109.2       211.2       109.2            V-C  4.1023E+04  -13.20       0.000
1.000       1.000       109.2       0.000       0.000     DI2_165_168_L_0
  68 D   16.61      9.8770E-22   214.4       110.7       214.4       110.7            V-C  4.1023E+04  -13.40       0.000
1.000       1.000       110.7       0.000       0.000     DI2_165_168_L_0
  69 D   5.574      8.4698E-22   216.0       111.5       216.0       111.5            V-C  4.1023E+04  -13.50       0.000
1.000       1.000       111.5       0.000       0.000     DI2_165_168_L_0
```

```
+-------------------------------------------------------------------------------------------------------------------------+
|                   PARATIEPLUS(TM)   NLS ENGINE RELEASE  2018.0    FULL VERSION  *Build date:Nov 13, 2017*              |
|                                                                                                                         |
|                            NewProject.BaseDesignSection_28.SLERaraFrequenteQuasiPermanente_1153                         |
|                                     Exe Time : 4 September 2018 18:06:10                                                |
+-------------------------------------------------------------------------------------------------------------------------+
New Project


S T R E S S   R E S U L T S   F O R   G R O U P   N O.   3

WallElement_33                                                :
ELEMENT TYPE    2 NO.OF ELEMENTS. IN THIS GROUP   68
C U R R E N T   T I M E   I S     1.0000

 WALL2D ELEMENT

   EL      TA          TB          MA          MB
-----------------------------------------------------
    1-9.12313E-18 9.12313E-18 2.05893E-28-1.82463E-18
    2-2.75525E-17 2.75525E-17 1.82463E-18-7.33512E-18
    3-4.61650E-17 4.61650E-17 7.33512E-18-1.65681E-17
    4-6.49609E-17 6.49609E-17 1.65681E-17-2.95603E-17
    5-8.39409E-17 8.39409E-17 2.95603E-17-4.63485E-17
    6-1.03106E-16 1.03106E-16 4.63485E-17-6.69697E-17
    7-1.22457E-16 1.22457E-16 6.69697E-17-9.14611E-17
    8-1.41997E-16 1.41997E-16 9.14611E-17-1.19861E-16
    9-1.61728E-16 1.61728E-16 1.19861E-16-1.52206E-16
   10 7.06526E-16-7.06526E-16 1.52206E-16-1.09009E-17
   11 6.86404E-16-6.86404E-16 1.09009E-17 1.26380E-16
   12 6.66080E-16-6.66080E-16-1.26380E-16 2.59596E-16
   13 6.45549E-16-6.45549E-16-2.59596E-16 3.88706E-16
   14 6.24806E-16-6.24806E-16-3.88706E-16 5.13667E-16
   15 6.03845E-16-6.03845E-16-5.13667E-16 6.34436E-16
   16 5.82660E-16-5.82660E-16-6.34436E-16 7.50969E-16
   17-1.21511E-15 1.21511E-15-7.50969E-16 5.07946E-16
   18-1.23676E-15 1.23676E-15-5.07946E-16 2.60593E-16
   19-1.25866E-15 1.25866E-15-2.60593E-16 8.86163E-18
   20 4.95552E-16-4.95552E-16-8.86163E-18 1.07972E-16
   21 4.73151E-16-4.73151E-16-1.07972E-16 2.02602E-16
   22 4.50489E-16-4.50489E-16-2.02602E-16 2.92700E-16
   23 4.27560E-16-4.27560E-16-2.92700E-16 3.78212E-16
   24 4.04360E-16-4.04360E-16-3.78212E-16 4.59084E-16
   25 3.80885E-16-3.80885E-16-4.59084E-16 5.35261E-16
   26 3.26286E-16-3.26286E-16-5.35261E-16 6.00518E-16
   27 2.71049E-16-2.71049E-16-6.00518E-16 6.54727E-16
   28 2.15175E-16-2.15175E-16-6.54727E-16 6.97762E-16
   29 1.58671E-16-1.58671E-16-6.97762E-16 7.29497E-16
   30 1.01548E-16-1.01548E-16-7.29497E-16 7.49806E-16
   31 4.38254E-17-4.38254E-17-7.49806E-16 7.58571E-16
   32-1.44720E-17 1.44720E-17-7.58571E-16 7.55677E-16
   33-7.33103E-17 7.33103E-17-7.55677E-16 7.41015E-16
   34-1.90900E-15 1.90900E-15-7.41015E-16 3.59214E-16
   35-1.96879E-15 1.96879E-15-3.59214E-16-3.45438E-17
   36-2.02896E-15 2.02896E-15 3.45438E-17-4.40334E-16
   37-2.08945E-15 2.08945E-15 4.40334E-16-8.58225E-16
   38-2.15018E-15 2.15018E-15 8.58225E-16-1.28826E-15
   39-2.21106E-15 2.21106E-15 1.28826E-15-1.73047E-15
   40-4.95641E-16 4.95641E-16 1.73047E-15-1.82960E-15
   41-5.56528E-16 5.56528E-16 1.82960E-15-1.94091E-15
   42-6.17255E-16 6.17255E-16 1.94091E-15-2.06436E-15
   43-6.77706E-16 6.77706E-16 2.06436E-15-2.19990E-15
   44 1.03860E-15-1.03860E-15 2.19990E-15-1.99218E-15
   45 9.79064E-16-9.79064E-16 1.99218E-15-1.79637E-15
   46 9.20181E-16-9.20181E-16 1.79637E-15-1.61233E-15
   47 8.62072E-16-8.62072E-16 1.61233E-15-1.43992E-15
   48 8.04866E-16-8.04866E-16 1.43992E-15-1.27894E-15
   49 7.48686E-16-7.48686E-16 1.27894E-15-1.12921E-15
   50 6.93655E-16-6.93655E-16 1.12921E-15-9.90477E-16
   51 6.39889E-16-6.39889E-16 9.90477E-16-8.62496E-16
   52 5.87502E-16-5.87502E-16 8.62496E-16-7.45002E-16
```

```
53 5.36599E-16-5.36599E-16 7.45002E-16-6.37682E-16
54 4.87280E-16-4.87280E-16 6.37682E-16-5.40226E-16
55 4.39636E-16-4.39636E-16 5.40226E-16-4.52299E-16
56 3.93752E-16-3.93752E-16 4.52299E-16-3.73548E-16
57 3.49704E-16-3.49704E-16 3.73548E-16-3.03607E-16
58 3.07558E-16-3.07558E-16 3.03607E-16-2.42096E-16
59 2.67373E-16-2.67373E-16 2.42096E-16-1.88621E-16
60 2.29200E-16-2.29200E-16 1.88621E-16-1.42781E-16
61 1.93079E-16-1.93079E-16 1.42781E-16-1.04165E-16
62 1.59046E-16-1.59046E-16 1.04165E-16-7.23562E-17
63 1.27126E-16-1.27126E-16 7.23562E-17-4.69310E-17
64 9.73392E-17-9.73392E-17 4.69310E-17-2.74632E-17
65 6.96993E-17-6.96993E-17 2.74632E-17-1.35233E-17
66 4.42151E-17-4.42151E-17 1.35233E-17-4.68031E-18
67 2.08913E-17-2.08913E-17 4.68031E-18-5.02055E-19
68 5.02005E-18-5.02005E-18 5.02055E-19 5.04871E-29
```

```
+-------------------------------------------------------------------------------------------------------------------------------+
|                   PARATIEPLUS(TM)   NLS ENGINE RELEASE  2018.0    FULL VERSION  *Build date:Nov 13, 2017*                    |
|                                                                                                                               |
|                          NewProject.BaseDesignSection_28.SLERaraFrequenteQuasiPermanente_1153                                 |
|                                   Exe Time : 4 September 2018 18:06:10                                                        |
+-------------------------------------------------------------------------------------------------------------------------------+
New Project


S T R E S S    R E S U L T S    F O R    G R O U P    N O.    4

Tieback_175                                                :
ELEMENT TYPE    6 NO.OF ELEMENTS. IN THIS GROUP    1
C U R R E N T    T I M E    I S      1.0000

 POST-TENSION 2D-BOUNDARY ELEMENT

         EL    FORCE          d0          EDISPL     pl. eps          K     -ve limit   +ve limit
-------------------------------------------------------------------------------------------------------

***** NO ONE ELEMENT ACTIVE AT CURRENT STEP *****

ITER     0 RNORM = 0.000     RMNORM= 0.000
           RINORM=0.2251E+05 RIMNOR=0.9390E-28
           RENORM= 71.69     REMNOR=0.4802E-53 RATIO =0.5643E-01 TOLER =0.1000E-03  NOT CONVERGED
           RFMAX = 21.83     RMMAX =0.2200E-14
           RTSMAL=0.1000E-03 RMSMAL=0.1000E-19
           RDT   =0.2251E+05 RDR   =0.1000E-19
           RATIOT=0.5643E-01 RATIOR= 0.000
           MAX UN= 3.224     IEQ=    11 NODE      6 DOF   1  Y-DISPL.F
           MIN UN=-.6626E-27 IEQ=   102 NODE     51 DOF   2   X-ROT. F
           NO. OF CONTACT CONSTRAINT VIOLATIONS     0


ITER     2 RNORM = 0.000     RMNORM= 0.000
           RINORM=0.2251E+05 RIMNOR=0.9390E-28
           RENORM=0.6696     REMNOR=0.9517E-21 RATIO =0.5454E-02 TOLER =0.1000E-03  NOT CONVERGED
           RFMAX = 21.83     RMMAX =0.2200E-14
           RTSMAL=0.1000E-03 RMSMAL=0.1000E-19
           RDT   =0.2251E+05 RDR   =0.1000E-19
           RATIOT=0.5454E-02 RATIOR= 0.000
           MAX UN=0.5873     IEQ=     1 NODE      1 DOF   1  Y-DISPL.F
           MIN UN=-.1325E-09 IEQ=   137 NODE     69 DOF   1  Y-DISPL.F
           NO. OF CONTACT CONSTRAINT VIOLATIONS     0


ITER     3 RNORM = 0.000     RMNORM= 0.000
           RINORM=0.2251E+05 RIMNOR=0.9390E-28
           RENORM=0.2656E-03 REMNOR=0.1421E-21 RATIO =0.1086E-03 TOLER =0.1000E-03  NOT CONVERGED
           RFMAX = 21.83     RMMAX =0.2200E-14
           RTSMAL=0.1000E-03 RMSMAL=0.1000E-19
           RDT   =0.2251E+05 RDR   =0.1000E-19
           RATIOT=0.1086E-03 RATIOR= 0.000
           MAX UN=0.1630E-01 IEQ=     5 NODE      3 DOF   1  Y-DISPL.F
           MIN UN=-.1114E-09 IEQ=     7 NODE      4 DOF   1  Y-DISPL.F
           NO. OF CONTACT CONSTRAINT VIOLATIONS     0


ITER     4 RNORM = 0.000     RMNORM= 0.000
           RINORM=0.2251E+05 RIMNOR=0.9390E-28
           RENORM=0.3902E-19 REMNOR=0.1163E-21 RATIO =0.1317E-11 TOLER =0.1000E-03      CONVERGED !
           RFMAX = 21.83     RMMAX =0.2200E-14
           RTSMAL=0.1000E-03 RMSMAL=0.1000E-19
           RDT   =0.2251E+05 RDR   =0.1000E-19
           RATIOT=0.1317E-11 RATIOR= 0.000
           MAX UN=0.6938E-10 IEQ=     3 NODE      2 DOF   1  Y-DISPL.F
           MIN UN=-.5468E-10 IEQ=   135 NODE     68 DOF   1  Y-DISPL.F
           NO. OF CONTACT CONSTRAINT VIOLATIONS     0
```

```
+-------------------------------------------------------------------------------------------------------------------------+
|                   PARATIEPLUS(TM)   NLS ENGINE RELEASE  2018.0    FULL VERSION  *Build date:Nov 13, 2017*              |
|                                                                                                                         |
|                            NewProject.BaseDesignSection_28.SLERaraFrequenteQuasiPermanente_1153                         |
|                                     Exe Time : 4 September 2018 18:06:10                                                |
+-------------------------------------------------------------------------------------------------------------------------+
New Project
SOLUTION REACHED USING     4 ITERATIONS ON   40

P R I N T   O U T   F O R   T I M E   S T E P    2     ( AT TIME   2.000     )

PRINT OUT OF ACTIVE COMPONENTS (FIXED NODES ARE NOT PRINTED OUT)

          Y-DISPL.F        X-ROT. F
            (02)             (04)           (
    1   1.4196526E-04  -2.3975938E-05
    2   1.3717007E-04  -2.3975935E-05
    3   1.3237500E-04  -2.3974172E-05
    4   1.2758088E-04  -2.3965304E-05
    5   1.2279018E-04  -2.3936952E-05
    6   1.1800887E-04  -2.3866976E-05
    7   1.1324821E-04  -2.3724710E-05
    8   1.0852487E-04  -2.3494251E-05
    9   1.0385596E-04  -2.3182109E-05
   10   9.9256802E-05  -2.2798306E-05
   11   9.4740776E-05  -2.2352374E-05
   12   9.0319405E-05  -2.1853155E-05
   13   8.6002530E-05  -2.1308697E-05
   14   8.1798462E-05  -2.0726200E-05
   15   7.7714164E-05  -2.0111990E-05
   16   7.3755418E-05  -1.9471514E-05
   17   6.9926986E-05  -1.8809341E-05
   18   6.6232861E-05  -1.8129180E-05
   19   6.2676322E-05  -1.7433888E-05
   20   5.9260179E-05  -1.6725495E-05
   21   5.5986932E-05  -1.6005233E-05
   22   5.2858864E-05  -1.5273549E-05
   23   4.9878293E-05  -1.4530155E-05
   24   4.7047650E-05  -1.3774044E-05
   25   4.4369636E-05  -1.3003527E-05
   26   4.1847355E-05  -1.2216266E-05
   27   3.9484001E-05  -1.1416101E-05
   28   3.7281143E-05  -1.0612693E-05
   29   3.5238581E-05  -9.8144314E-06
   30   3.3354548E-05  -9.0285087E-06
   31   3.1625949E-05  -8.2610161E-06
   32   3.0048582E-05  -7.5170337E-06
   33   2.8617300E-05  -6.8007028E-06
   34   2.7326237E-05  -6.1153316E-06
   35   2.6168934E-05  -5.4634617E-06
   36   2.5138495E-05  -4.8469488E-06
   37   2.4227719E-05  -4.2670397E-06
   38   2.3429197E-05  -3.7244303E-06
   39   2.2735445E-05  -3.2193493E-06
   40   2.2138968E-05  -2.7516069E-06
   41   2.1632349E-05  -2.3206561E-06
   42   2.1208310E-05  -1.9256453E-06
   43   2.0859769E-05  -1.5654669E-06
   44   2.0579889E-05  -1.2388028E-06
   45   2.0362114E-05  -9.4416577E-07
   46   2.0200197E-05  -6.7993166E-07
   47   2.0088229E-05  -4.4438098E-07
   48   2.0020651E-05  -2.3572313E-07
   49   1.9992269E-05  -5.2124508E-08
   50   1.9998254E-05   1.0826707E-07
   51   2.0034152E-05   2.4730470E-07
   52   2.0095877E-05   3.6682224E-07
   53   2.0179696E-05   4.6860573E-07
   54   2.0282250E-05   5.5441656E-07
   55   2.0400510E-05   6.2593702E-07
   56   2.0531780E-05   6.8478512E-07
```

57	2.0673682E-05	7.3250107E-07
58	2.0824135E-05	7.7054072E-07
59	2.0981344E-05	8.0027027E-07
60	2.1143774E-05	8.2296207E-07
61	2.1310138E-05	8.3979141E-07
62	2.1479372E-05	8.5183402E-07
63	2.1650617E-05	8.6006435E-07
64	2.1823201E-05	8.6535430E-07
65	2.1996614E-05	8.6847242E-07
66	2.2170490E-05	8.7008346E-07
67	2.2344585E-05	8.7074810E-07
68	2.2518756E-05	8.7092294E-07
69	2.2605858E-05	8.7093071E-07

```
+-------------------------------------------------------------------------------------------------------------------------------+
|                   PARATIEPLUS(TM)   NLS ENGINE RELEASE  2018.0    FULL VERSION  *Build date:Nov 13, 2017*                    |
|                                                                                                                               |
|                            NewProject.BaseDesignSection_28.SLERaraFrequenteQuasiPermanente_1153                               |
|                                     Exe Time : 4 September 2018 18:06:10                                                      |
+-------------------------------------------------------------------------------------------------------------------------------+
New Project


S T R E S S   R E S U L T S   F O R   G R O U P   N O.   1

0_L                                                              :
ELEMENT TYPE    5 NO.OF ELEMENTS. IN THIS GROUP   69
C U R R E N T   T I M E   I S      2.0000

 HARDENING 2D SOIL ELEMENT

 ****** TOTAL STRESS FORMULATION *****

  EL *   FORCE     DISPL-Y  VERTICAL-P  HORIZON.-P     MAX-V-P     MAX-H-P           STATE   STIFFNESS Z-LEVEL      PORE
E FACTOR    UFACTOR       Peq           Su_a         Su_p     LAYER
 ------------------------------------------------------------------------------------------------------------------------------
-------------------------------------------------------------------------------------------
   1 D  3.6238E-04 -1.4197E-04  1.0882E-02  3.6238E-03  1.0882E-02  0.7420          ACTIVE   0.000       0.000       0.000
1.000       1.000      3.6238E-03   0.000       0.000     DI1_164_167_L_0
   2 D  0.2162     -1.3717E-04   3.246       1.081       3.246       4.662          ACTIVE   0.000      -0.2000      0.000
1.000       1.000       1.081       0.000       0.000     DI1_164_167_L_0
   3 D  0.4424     -1.3238E-04   6.643       2.212       6.643       8.238          ACTIVE   0.000      -0.4000      0.000
1.000       1.000       2.212       0.000       0.000     DI1_164_167_L_0
   4 D   1.083     -1.2758E-04   10.25       5.415       10.25       11.31           UL-RL  4.6188E+04 -0.6000      0.000
1.000       1.000       5.415       0.000       0.000     DI1_164_167_L_0
   5 D   1.645     -1.2279E-04   14.01       8.226       14.01       13.90           UL-RL  4.6188E+04 -0.8000      0.000
1.000       1.000       8.226       0.000       0.000     DI1_164_167_L_0
   6 D   2.134     -1.1801E-04   17.84       10.67       17.84       16.12           UL-RL  4.6188E+04  -1.000      0.000
1.000       1.000       10.67       0.000       0.000     DI1_164_167_L_0
   7 D   2.570     -1.1325E-04   21.67       12.85       21.67       18.08           UL-RL  4.6188E+04  -1.200      0.000
1.000       1.000       12.85       0.000       0.000     DI1_164_167_L_0
   8 D   2.973     -1.0852E-04   25.73       14.86       25.73       19.88           UL-RL  4.6188E+04  -1.400      0.000
1.000       1.000       14.86       0.000       0.000     DI1_164_167_L_0
   9 D   3.352     -1.0386E-04   30.08       16.76       30.08       21.56           UL-RL  4.6188E+04  -1.600      0.000
1.000       1.000       16.76       0.000       0.000     DI1_164_167_L_0
  10 D   3.717     -9.9257E-05   34.22       18.58       34.22       23.17           UL-RL  4.6188E+04  -1.800      0.000
1.000       1.000       18.58       0.000       0.000     DI1_164_167_L_0
  11 D   4.071     -9.4741E-05   38.20       20.35       38.20       24.73           UL-RL  4.6188E+04  -2.000      0.000
1.000       1.000       20.35       0.000       0.000     DI1_164_167_L_0
  12 D   4.418     -9.0319E-05   41.58       22.09       41.58       26.26           UL-RL  4.6188E+04  -2.200      0.000
1.000       1.000       22.09       0.000       0.000     DI1_164_167_L_0
  13 D   4.759     -8.6003E-05   45.39       23.80       45.39       27.77           UL-RL  4.6188E+04  -2.400      0.000
1.000       1.000       23.80       0.000       0.000     DI1_164_167_L_0
  14 D   5.097     -8.1798E-05   49.13       25.49       49.13       29.26           UL-RL  4.6188E+04  -2.600      0.000
1.000       1.000       25.49       0.000       0.000     DI1_164_167_L_0
  15 D   5.432     -7.7714E-05   52.79       27.16       52.79       30.75           UL-RL  4.6188E+04  -2.800      0.000
1.000       1.000       27.16       0.000       0.000     DI1_164_167_L_0
  16 D   5.764     -7.3755E-05   56.41       28.82       56.41       32.23           UL-RL  4.6188E+04  -3.000      0.000
1.000       1.000       28.82       0.000       0.000     DI1_164_167_L_0
  17 D   6.094     -6.9927E-05   59.97       30.47       59.97       33.70           UL-RL  4.6188E+04  -3.200      0.000
1.000       1.000       30.47       0.000       0.000     DI1_164_167_L_0
  18 D   6.422     -6.6233E-05   63.19       32.11       63.19       35.17           UL-RL  4.6188E+04  -3.400      0.000
1.000       1.000       32.11       0.000       0.000     DI1_164_167_L_0
  19 D   6.749     -6.2676E-05   66.71       33.74       66.71       36.64           UL-RL  4.6188E+04  -3.600      0.000
1.000       1.000       33.74       0.000       0.000     DI1_164_167_L_0
  20 D   7.074     -5.9260E-05   70.19       35.37       70.19       38.11           UL-RL  4.6188E+04  -3.800      0.000
1.000       1.000       35.37       0.000       0.000     DI1_164_167_L_0
  21 D   7.398     -5.5987E-05   73.66       36.99       73.66       39.58           UL-RL  4.6188E+04  -4.000      0.000
1.000       1.000       36.99       0.000       0.000     DI1_164_167_L_0
  22 D   7.721     -5.2859E-05   77.10       38.60       77.10       41.05           UL-RL  4.6188E+04  -4.200      0.000
1.000       1.000       38.60       0.000       0.000     DI1_164_167_L_0
  23 D   8.043     -4.9878E-05   80.28       40.21       80.28       42.52           UL-RL  4.6188E+04  -4.400      0.000
1.000       1.000       40.21       0.000       0.000     DI1_164_167_L_0
  24 D   8.363     -4.7048E-05   83.70       41.82       83.70       43.99           UL-RL  4.6188E+04  -4.600      0.000
1.000       1.000       41.82       0.000       0.000     DI1_164_167_L_0
```

25 D	8.683	-4.4370E-05	87.10	43.41	87.10	45.46	UL-RL	4.6188E+04	-4.800	0.000	
1.000	1.000	43.41	0.000	0.000	DI1_164_167_L_0						
26 D	8.456	-4.1847E-05	90.49	42.28	90.49	46.94	UL-RL	1.1132E+05	-5.000	0.000	
1.000	1.000	42.28	0.000	0.000	DI2_165_168_L_0						
27 D	8.804	-3.9484E-05	93.86	44.02	93.86	48.41	UL-RL	1.1132E+05	-5.200	0.000	
1.000	1.000	44.02	0.000	0.000	DI2_165_168_L_0						
28 D	9.149	-3.7281E-05	97.03	45.74	97.03	49.89	UL-RL	1.1132E+05	-5.400	0.000	
1.000	1.000	45.74	0.000	0.000	DI2_165_168_L_0						
29 D	9.490	-3.5239E-05	100.4	47.45	100.4	51.37	UL-RL	1.1132E+05	-5.600	0.000	
1.000	1.000	47.45	0.000	0.000	DI2_165_168_L_0						
30 D	9.829	-3.3355E-05	103.7	49.14	103.7	52.86	UL-RL	1.1132E+05	-5.800	0.000	
1.000	1.000	49.14	0.000	0.000	DI2_165_168_L_0						
31 D	10.16	-3.1626E-05	107.1	50.82	107.1	54.34	UL-RL	1.1132E+05	-6.000	0.000	
1.000	1.000	50.82	0.000	0.000	DI2_165_168_L_0						
32 D	10.50	-3.0049E-05	110.4	52.49	110.4	55.83	UL-RL	1.1132E+05	-6.200	0.000	
1.000	1.000	52.49	0.000	0.000	DI2_165_168_L_0						
33 D	10.83	-2.8617E-05	113.8	54.14	113.8	57.32	UL-RL	1.1132E+05	-6.400	0.000	
1.000	1.000	54.14	0.000	0.000	DI2_165_168_L_0						
34 D	11.15	-2.7326E-05	116.9	55.77	116.9	58.81	UL-RL	1.1132E+05	-6.600	0.000	
1.000	1.000	55.77	0.000	0.000	DI2_165_168_L_0						
35 D	11.48	-2.6169E-05	120.2	57.40	120.2	60.31	UL-RL	1.1132E+05	-6.800	0.000	
1.000	1.000	57.40	0.000	0.000	DI2_165_168_L_0						
36 D	11.80	-2.5138E-05	123.6	59.01	123.6	61.81	UL-RL	1.1132E+05	-7.000	0.000	
1.000	1.000	59.01	0.000	0.000	DI2_165_168_L_0						
37 D	12.12	-2.4228E-05	126.9	60.61	126.9	63.31	UL-RL	1.1132E+05	-7.200	0.000	
1.000	1.000	60.61	0.000	0.000	DI2_165_168_L_0						
38 D	12.44	-2.3429E-05	130.2	62.20	130.2	64.81	UL-RL	1.1132E+05	-7.400	0.000	
1.000	1.000	62.20	0.000	0.000	DI2_165_168_L_0						
39 D	12.76	-2.2735E-05	133.3	63.78	133.3	66.31	UL-RL	1.1132E+05	-7.600	0.000	
1.000	1.000	63.78	0.000	0.000	DI2_165_168_L_0						
40 D	13.07	-2.2139E-05	136.7	65.35	136.7	67.82	UL-RL	1.1132E+05	-7.800	0.000	
1.000	1.000	65.35	0.000	0.000	DI2_165_168_L_0						
41 D	13.38	-2.1632E-05	140.0	66.92	140.0	69.33	UL-RL	1.1132E+05	-8.000	0.000	
1.000	1.000	66.92	0.000	0.000	DI2_165_168_L_0						
42 D	13.69	-2.1208E-05	143.3	68.47	143.3	70.84	UL-RL	1.1132E+05	-8.200	0.000	
1.000	1.000	68.47	0.000	0.000	DI2_165_168_L_0						
43 D	14.01	-2.0860E-05	146.5	70.03	146.5	72.35	UL-RL	1.1132E+05	-8.400	0.000	
1.000	1.000	70.03	0.000	0.000	DI2_165_168_L_0						
44 D	14.31	-2.0580E-05	149.8	71.57	149.8	73.86	UL-RL	1.1132E+05	-8.600	0.000	
1.000	1.000	71.57	0.000	0.000	DI2_165_168_L_0						
45 D	14.62	-2.0362E-05	153.0	73.11	153.0	75.38	UL-RL	1.1132E+05	-8.800	0.000	
1.000	1.000	73.11	0.000	0.000	DI2_165_168_L_0						
46 D	14.93	-2.0200E-05	156.3	74.65	156.3	76.90	UL-RL	1.1132E+05	-9.000	0.000	
1.000	1.000	74.65	0.000	0.000	DI2_165_168_L_0						
47 D	15.24	-2.0088E-05	159.6	76.18	159.6	78.42	UL-RL	1.1132E+05	-9.200	0.000	
1.000	1.000	76.18	0.000	0.000	DI2_165_168_L_0						
48 D	15.54	-2.0021E-05	162.9	77.71	162.9	79.94	UL-RL	1.1132E+05	-9.400	0.000	
1.000	1.000	77.71	0.000	0.000	DI2_165_168_L_0						
49 D	15.85	-1.9992E-05	166.1	79.24	166.1	81.46	UL-RL	1.1132E+05	-9.600	0.000	
1.000	1.000	79.24	0.000	0.000	DI2_165_168_L_0						
50 D	16.15	-1.9998E-05	169.3	80.76	169.3	82.99	UL-RL	1.1132E+05	-9.800	0.000	
1.000	1.000	80.76	0.000	0.000	DI2_165_168_L_0						
51 D	16.46	-2.0034E-05	172.6	82.29	172.6	84.52	UL-RL	1.1132E+05	-10.00	0.000	
1.000	1.000	82.29	0.000	0.000	DI2_165_168_L_0						
52 D	16.76	-2.0096E-05	175.9	83.81	175.9	86.05	UL-RL	1.1132E+05	-10.20	0.000	
1.000	1.000	83.81	0.000	0.000	DI2_165_168_L_0						
53 D	17.07	-2.0180E-05	179.1	85.33	179.1	87.58	UL-RL	1.1132E+05	-10.40	0.000	
1.000	1.000	85.33	0.000	0.000	DI2_165_168_L_0						
54 D	17.37	-2.0282E-05	182.4	86.85	182.4	89.11	UL-RL	1.1132E+05	-10.60	0.000	
1.000	1.000	86.85	0.000	0.000	DI2_165_168_L_0						
55 D	17.67	-2.0401E-05	185.7	88.37	185.7	90.64	UL-RL	1.1132E+05	-10.80	0.000	
1.000	1.000	88.37	0.000	0.000	DI2_165_168_L_0						
56 D	17.98	-2.0532E-05	188.8	89.89	188.8	92.18	UL-RL	1.1132E+05	-11.00	0.000	
1.000	1.000	89.89	0.000	0.000	DI2_165_168_L_0						
57 D	18.28	-2.0674E-05	192.1	91.41	192.1	93.72	UL-RL	1.1132E+05	-11.20	0.000	
1.000	1.000	91.41	0.000	0.000	DI2_165_168_L_0						
58 D	18.59	-2.0824E-05	195.4	92.94	195.4	95.25	UL-RL	1.1132E+05	-11.40	0.000	
1.000	1.000	92.94	0.000	0.000	DI2_165_168_L_0						
59 D	18.89	-2.0981E-05	198.6	94.46	198.6	96.79	UL-RL	1.1132E+05	-11.60	0.000	
1.000	1.000	94.46	0.000	0.000	DI2_165_168_L_0						
60 D	19.20	-2.1144E-05	201.9	95.98	201.9	98.33	UL-RL	1.1132E+05	-11.80	0.000	
1.000	1.000	95.98	0.000	0.000	DI2_165_168_L_0						
61 D	19.50	-2.1310E-05	205.1	97.50	205.1	99.88	UL-RL	1.1132E+05	-12.00	0.000	
1.000	1.000	97.50	0.000	0.000	DI2_165_168_L_0						

```
  62 D   19.81     -2.1479E-05   208.2       99.03       208.2       101.4          UL-RL  1.1132E+05  -12.20       0.000
1.000       1.000       99.03       0.000       0.000     DI2_165_168_L_0
  63 D   20.11     -2.1651E-05   211.2       100.6       211.2       103.0          UL-RL  1.1132E+05  -12.40       0.000
1.000       1.000       100.6       0.000       0.000     DI2_165_168_L_0
  64 D   20.42     -2.1823E-05   214.3       102.1       214.3       104.5          UL-RL  1.1132E+05  -12.60       0.000
1.000       1.000       102.1       0.000       0.000     DI2_165_168_L_0
  65 D   20.72     -2.1997E-05   217.4       103.6       217.4       106.1          UL-RL  1.1132E+05  -12.80       0.000
1.000       1.000       103.6       0.000       0.000     DI2_165_168_L_0
  66 D   21.03     -2.2170E-05   220.5       105.1       220.5       107.6          UL-RL  1.1132E+05  -13.00       0.000
1.000       1.000       105.1       0.000       0.000     DI2_165_168_L_0
  67 D   21.33     -2.2345E-05   223.6       106.7       223.6       109.2          UL-RL  1.1132E+05  -13.20       0.000
1.000       1.000       106.7       0.000       0.000     DI2_165_168_L_0
  68 D   16.23     -2.2519E-05   226.7       108.2       226.7       110.7          UL-RL  1.1132E+05  -13.40       0.000
1.000       1.000       108.2       0.000       0.000     DI2_165_168_L_0
  69 D   5.448     -2.2606E-05   228.3       109.0       228.3       111.5          UL-RL  1.1132E+05  -13.50       0.000
1.000       1.000       109.0       0.000       0.000     DI2_165_168_L_0
```

```
+-------------------------------------------------------------------------------------------------------------------------------+
|                   PARATIEPLUS(TM)   NLS ENGINE RELEASE  2018.0    FULL VERSION  *Build date:Nov 13, 2017*                    |
|                                                                                                                               |
|                          NewProject.BaseDesignSection_28.SLERaraFrequenteQuasiPermanente_1153                                 |
|                                   Exe Time : 4 September 2018 18:06:10                                                        |
+-------------------------------------------------------------------------------------------------------------------------------+
New Project


S T R E S S   R E S U L T S   F O R   G R O U P   N O.   2

0_R                                                              :
ELEMENT TYPE    5 NO.OF ELEMENTS. IN THIS GROUP   69
C U R R E N T   T I M E   I S      2.0000

 HARDENING 2D SOIL ELEMENT

 ****** TOTAL STRESS FORMULATION *****

  EL *   FORCE     DISPL-Y  VERTICAL-P  HORIZON.-P     MAX-V-P     MAX-H-P           STATE   STIFFNESS Z-LEVEL      PORE
E FACTOR    UFACTOR       Peq           Su_a         Su_p     LAYER
 ------------------------------------------------------------------------------------------------------------------------------
-------------------------------------------------------------------------------------------
   1     0.000         --          --          --          --          --          REMOVED     --        0.000       0.000
1.000       1.000       0.000       0.000       0.000     not available
   2     0.000         --          --          --          --          --          REMOVED     --       -0.2000      0.000
1.000       1.000       0.000       0.000       0.000     not available
   3     0.000         --          --          --          --          --          REMOVED     --       -0.4000      0.000
1.000       1.000       0.000       0.000       0.000     not available
   4     0.000         --          --          --          --          --          REMOVED     --       -0.6000      0.000
1.000       1.000       0.000       0.000       0.000     not available
   5     0.000         --          --          --          --          --          REMOVED     --       -0.8000      0.000
1.000       1.000       0.000       0.000       0.000     not available
   6 D   0.000     1.1801E-04   0.000       0.000       16.00       16.12         PASSIVE   0.000       -1.000      0.000
1.000       1.000       0.000       0.000       0.000     DI1_164_167_L_0
   7 D   2.744     1.1325E-04   3.200       13.72       19.20       18.08         PASSIVE   0.000       -1.200      0.000
1.000       1.000       13.72       0.000       0.000     DI1_164_167_L_0
   8 D   3.601     1.0852E-04   6.400       18.00       22.40       19.88           UL-RL  3.0792E+04  -1.400      0.000
1.000       1.000       18.00       0.000       0.000     DI1_164_167_L_0
   9 D   3.959     1.0386E-04   9.600       19.79       25.60       21.56           UL-RL  3.0792E+04  -1.600      0.000
1.000       1.000       19.79       0.000       0.000     DI1_164_167_L_0
  10 D   4.285     9.9257E-05   12.80       21.42       28.80       23.17           UL-RL  3.0792E+04  -1.800      0.000
1.000       1.000       21.42       0.000       0.000     DI1_164_167_L_0
  11 D   4.592     9.4741E-05   16.00       22.96       32.00       24.73           UL-RL  3.0792E+04  -2.000      0.000
1.000       1.000       22.96       0.000       0.000     DI1_164_167_L_0
  12 D   4.888     9.0319E-05   19.20       24.44       35.20       26.26           UL-RL  3.0792E+04  -2.200      0.000
1.000       1.000       24.44       0.000       0.000     DI1_164_167_L_0
  13 D   5.176     8.6003E-05   22.40       25.88       38.40       27.77           UL-RL  3.0792E+04  -2.400      0.000
1.000       1.000       25.88       0.000       0.000     DI1_164_167_L_0
  14 D   5.460     8.1798E-05   25.60       27.30       41.60       29.26           UL-RL  3.0792E+04  -2.600      0.000
1.000       1.000       27.30       0.000       0.000     DI1_164_167_L_0
  15 D   5.740     7.7714E-05   28.80       28.70       44.80       30.75           UL-RL  3.0792E+04  -2.800      0.000
1.000       1.000       28.70       0.000       0.000     DI1_164_167_L_0
  16 D   6.019     7.3755E-05   32.00       30.09       48.00       32.23           UL-RL  3.0792E+04  -3.000      0.000
1.000       1.000       30.09       0.000       0.000     DI1_164_167_L_0
  17 D   6.296     6.9927E-05   35.20       31.48       51.20       33.70           UL-RL  3.0792E+04  -3.200      0.000
1.000       1.000       31.48       0.000       0.000     DI1_164_167_L_0
  18 D   6.572     6.6233E-05   38.40       32.86       54.40       35.17           UL-RL  3.0792E+04  -3.400      0.000
1.000       1.000       32.86       0.000       0.000     DI1_164_167_L_0
  19 D   6.849     6.2676E-05   41.60       34.24       57.60       36.64           UL-RL  3.0792E+04  -3.600      0.000
1.000       1.000       34.24       0.000       0.000     DI1_164_167_L_0
  20 D   7.126     5.9260E-05   44.80       35.63       60.80       38.11           UL-RL  3.0792E+04  -3.800      0.000
1.000       1.000       35.63       0.000       0.000     DI1_164_167_L_0
  21 D   7.403     5.5987E-05   48.00       37.01       64.00       39.58           UL-RL  3.0792E+04  -4.000      0.000
1.000       1.000       37.01       0.000       0.000     DI1_164_167_L_0
  22 D   7.680     5.2859E-05   51.20       38.40       67.20       41.05           UL-RL  3.0792E+04  -4.200      0.000
1.000       1.000       38.40       0.000       0.000     DI1_164_167_L_0
  23 D   7.959     4.9878E-05   54.40       39.80       70.40       42.52           UL-RL  3.0792E+04  -4.400      0.000
1.000       1.000       39.80       0.000       0.000     DI1_164_167_L_0
  24 D   8.238     4.7048E-05   57.60       41.19       73.60       43.99           UL-RL  3.0792E+04  -4.600      0.000
1.000       1.000       41.19       0.000       0.000     DI1_164_167_L_0
```

25 D	8.519	4.4370E-05	60.80	42.59	76.80	45.46	UL-RL	3.0792E+04	-4.800	0.000	
1.000	1.000	42.59	0.000	0.000	DI1_164_167_L_0						
26 D	9.092	4.1847E-05	64.00	45.46	80.00	46.94	UL-RL	6.5637E+04	-5.000	0.000	
1.000	1.000	45.46	0.000	0.000	DI2_165_168_L_0						
27 D	9.358	3.9484E-05	67.20	46.79	83.20	48.41	UL-RL	6.5637E+04	-5.200	0.000	
1.000	1.000	46.79	0.000	0.000	DI2_165_168_L_0						
28 D	9.627	3.7281E-05	70.40	48.14	86.40	49.89	UL-RL	6.5637E+04	-5.400	0.000	
1.000	1.000	48.14	0.000	0.000	DI2_165_168_L_0						
29 D	9.898	3.5239E-05	73.60	49.49	89.60	51.37	UL-RL	6.5637E+04	-5.600	0.000	
1.000	1.000	49.49	0.000	0.000	DI2_165_168_L_0						
30 D	10.17	3.3355E-05	76.80	50.86	92.80	52.86	UL-RL	6.5637E+04	-5.800	0.000	
1.000	1.000	50.86	0.000	0.000	DI2_165_168_L_0						
31 D	10.45	3.1626E-05	80.00	52.24	96.00	54.34	UL-RL	6.5637E+04	-6.000	0.000	
1.000	1.000	52.24	0.000	0.000	DI2_165_168_L_0						
32 D	10.73	3.0049E-05	83.20	53.63	99.20	55.83	UL-RL	6.5637E+04	-6.200	0.000	
1.000	1.000	53.63	0.000	0.000	DI2_165_168_L_0						
33 D	11.01	2.8617E-05	86.40	55.03	102.4	57.32	UL-RL	6.5637E+04	-6.400	0.000	
1.000	1.000	55.03	0.000	0.000	DI2_165_168_L_0						
34 D	11.29	2.7326E-05	89.60	56.44	105.6	58.81	UL-RL	6.5637E+04	-6.600	0.000	
1.000	1.000	56.44	0.000	0.000	DI2_165_168_L_0						
35 D	11.57	2.6169E-05	92.80	57.87	108.8	60.31	UL-RL	6.5637E+04	-6.800	0.000	
1.000	1.000	57.87	0.000	0.000	DI2_165_168_L_0						
36 D	11.86	2.5138E-05	96.00	59.30	112.0	61.81	UL-RL	6.5637E+04	-7.000	0.000	
1.000	1.000	59.30	0.000	0.000	DI2_165_168_L_0						
37 D	12.15	2.4228E-05	99.20	60.75	115.2	63.31	UL-RL	6.5637E+04	-7.200	0.000	
1.000	1.000	60.75	0.000	0.000	DI2_165_168_L_0						
38 D	12.44	2.3429E-05	102.4	62.20	118.4	64.81	UL-RL	6.5637E+04	-7.400	0.000	
1.000	1.000	62.20	0.000	0.000	DI2_165_168_L_0						
39 D	12.73	2.2735E-05	105.6	63.66	121.6	66.31	UL-RL	6.5637E+04	-7.600	0.000	
1.000	1.000	63.66	0.000	0.000	DI2_165_168_L_0						
40 D	13.03	2.2139E-05	108.8	65.13	124.8	67.82	UL-RL	6.5637E+04	-7.800	0.000	
1.000	1.000	65.13	0.000	0.000	DI2_165_168_L_0						
41 D	13.32	2.1632E-05	112.0	66.61	128.0	69.33	UL-RL	6.5637E+04	-8.000	0.000	
1.000	1.000	66.61	0.000	0.000	DI2_165_168_L_0						
42 D	13.62	2.1208E-05	115.2	68.10	131.2	70.84	UL-RL	6.5637E+04	-8.200	0.000	
1.000	1.000	68.10	0.000	0.000	DI2_165_168_L_0						
43 D	13.92	2.0860E-05	118.4	69.59	134.4	72.35	UL-RL	6.5637E+04	-8.400	0.000	
1.000	1.000	69.59	0.000	0.000	DI2_165_168_L_0						
44 D	14.22	2.0580E-05	121.6	71.09	137.6	73.86	UL-RL	6.5637E+04	-8.600	0.000	
1.000	1.000	71.09	0.000	0.000	DI2_165_168_L_0						
45 D	14.52	2.0362E-05	124.8	72.60	140.8	75.38	UL-RL	6.5637E+04	-8.800	0.000	
1.000	1.000	72.60	0.000	0.000	DI2_165_168_L_0						
46 D	14.82	2.0200E-05	128.0	74.11	144.0	76.90	UL-RL	6.5637E+04	-9.000	0.000	
1.000	1.000	74.11	0.000	0.000	DI2_165_168_L_0						
47 D	15.12	2.0088E-05	131.2	75.62	147.2	78.42	UL-RL	6.5637E+04	-9.200	0.000	
1.000	1.000	75.62	0.000	0.000	DI2_165_168_L_0						
48 D	15.43	2.0021E-05	134.4	77.14	150.4	79.94	UL-RL	6.5637E+04	-9.400	0.000	
1.000	1.000	77.14	0.000	0.000	DI2_165_168_L_0						
49 D	15.73	1.9992E-05	137.6	78.67	153.6	81.46	UL-RL	6.5637E+04	-9.600	0.000	
1.000	1.000	78.67	0.000	0.000	DI2_165_168_L_0						
50 D	16.04	1.9998E-05	140.8	80.20	156.8	82.99	UL-RL	6.5637E+04	-9.800	0.000	
1.000	1.000	80.20	0.000	0.000	DI2_165_168_L_0						
51 D	16.35	2.0034E-05	144.0	81.73	160.0	84.52	UL-RL	6.5637E+04	-10.00	0.000	
1.000	1.000	81.73	0.000	0.000	DI2_165_168_L_0						
52 D	16.65	2.0096E-05	147.2	83.26	163.2	86.05	UL-RL	6.5637E+04	-10.20	0.000	
1.000	1.000	83.26	0.000	0.000	DI2_165_168_L_0						
53 D	16.96	2.0180E-05	150.4	84.80	166.4	87.58	UL-RL	6.5637E+04	-10.40	0.000	
1.000	1.000	84.80	0.000	0.000	DI2_165_168_L_0						
54 D	17.27	2.0282E-05	153.6	86.34	169.6	89.11	UL-RL	6.5637E+04	-10.60	0.000	
1.000	1.000	86.34	0.000	0.000	DI2_165_168_L_0						
55 D	17.58	2.0401E-05	156.8	87.89	172.8	90.64	UL-RL	6.5637E+04	-10.80	0.000	
1.000	1.000	87.89	0.000	0.000	DI2_165_168_L_0						
56 D	17.89	2.0532E-05	160.0	89.43	176.0	92.18	UL-RL	6.5637E+04	-11.00	0.000	
1.000	1.000	89.43	0.000	0.000	DI2_165_168_L_0						
57 D	18.20	2.0674E-05	163.2	90.98	179.2	93.72	UL-RL	6.5637E+04	-11.20	0.000	
1.000	1.000	90.98	0.000	0.000	DI2_165_168_L_0						
58 D	18.51	2.0824E-05	166.4	92.53	182.4	95.25	UL-RL	6.5637E+04	-11.40	0.000	
1.000	1.000	92.53	0.000	0.000	DI2_165_168_L_0						
59 D	18.82	2.0981E-05	169.6	94.08	185.6	96.79	UL-RL	6.5637E+04	-11.60	0.000	
1.000	1.000	94.08	0.000	0.000	DI2_165_168_L_0						
60 D	19.13	2.1144E-05	172.8	95.63	188.8	98.33	UL-RL	6.5637E+04	-11.80	0.000	
1.000	1.000	95.63	0.000	0.000	DI2_165_168_L_0						
61 D	19.44	2.1310E-05	176.0	97.19	192.0	99.88	UL-RL	6.5637E+04	-12.00	0.000	
1.000	1.000	97.19	0.000	0.000	DI2_165_168_L_0						

```
  62 D   19.75      2.1479E-05   179.2       98.74       195.2       101.4          UL-RL  6.5637E+04  -12.20       0.000
1.000       1.000       98.74       0.000       0.000     DI2_165_168_L_0
  63 D   20.06      2.1651E-05   182.4       100.3       198.4       103.0          UL-RL  6.5637E+04  -12.40       0.000
1.000       1.000       100.3       0.000       0.000     DI2_165_168_L_0
  64 D   20.37      2.1823E-05   185.6       101.9       201.6       104.5          UL-RL  6.5637E+04  -12.60       0.000
1.000       1.000       101.9       0.000       0.000     DI2_165_168_L_0
  65 D   20.68      2.1997E-05   188.8       103.4       204.8       106.1          UL-RL  6.5637E+04  -12.80       0.000
1.000       1.000       103.4       0.000       0.000     DI2_165_168_L_0
  66 D   21.00      2.2170E-05   192.0       105.0       208.0       107.6          UL-RL  6.5637E+04  -13.00       0.000
1.000       1.000       105.0       0.000       0.000     DI2_165_168_L_0
  67 D   21.31      2.2345E-05   195.2       106.5       211.2       109.2          UL-RL  6.5637E+04  -13.20       0.000
1.000       1.000       106.5       0.000       0.000     DI2_165_168_L_0
  68 D   16.22      2.2519E-05   198.4       108.1       214.4       110.7          UL-RL  6.5637E+04  -13.40       0.000
1.000       1.000       108.1       0.000       0.000     DI2_165_168_L_0
  69 D   5.444      2.2606E-05   200.0       108.9       216.0       111.5          UL-RL  6.5637E+04  -13.50       0.000
1.000       1.000       108.9       0.000       0.000     DI2_165_168_L_0
```

```
+-------------------------------------------------------------------------------------------------------------------------+
|                   PARATIEPLUS(TM)   NLS ENGINE RELEASE  2018.0    FULL VERSION  *Build date:Nov 13, 2017*               |
|                                                                                                                         |
|                            NewProject.BaseDesignSection_28.SLERaraFrequenteQuasiPermanente_1153                         |
|                                     Exe Time : 4 September 2018 18:06:10                                                |
+-------------------------------------------------------------------------------------------------------------------------+
New Project


S T R E S S   R E S U L T S   F O R   G R O U P   N O.   3

WallElement_33                                                :
ELEMENT TYPE    2 NO.OF ELEMENTS. IN THIS GROUP   68
C U R R E N T   T I M E   I S     2.0000

 WALL2D ELEMENT

   EL      TA          TB          MA          MB
-----------------------------------------------------
    1 3.62376E-04-3.62376E-04 4.15734E-12 7.24751E-05
    2 0.21653    -0.21653    -7.24751E-05 4.33789E-02
    3 0.65898    -0.65898    -4.33789E-02 0.17517
    4  1.7420     -1.7420    -0.17517     0.52356
    5  3.3873     -3.3873    -0.52356      1.2010
    6  5.5208     -5.5208     -1.2010      2.3052
    7  5.3468     -5.3468     -2.3052      3.3745
    8  4.7186     -4.7186     -3.3745      4.3183
    9  4.1120     -4.1120     -4.3183      5.1407
   10  3.5438     -3.5438     -5.1407      5.8494
   11  3.0225     -3.0225     -5.8494      6.4539
   12  2.5522     -2.5522     -6.4539      6.9644
   13  2.1353     -2.1353     -6.9644      7.3914
   14  1.7725     -1.7725     -7.3914      7.7459
   15  1.4641     -1.4641     -7.7459      8.0388
   16  1.2093     -1.2093     -8.0388      8.2806
   17  1.0075     -1.0075     -8.2806      8.4821
   18 0.85722    -0.85722     -8.4821      8.6536
   19 0.75720    -0.75720     -8.6536      8.8050
   20 0.70579    -0.70579     -8.8050      8.9462
   21 0.70125    -0.70125     -8.9462      9.0864
   22 0.74174    -0.74174     -9.0864      9.2348
   23 0.82530    -0.82530     -9.2348      9.3998
   24 0.94992    -0.94992     -9.3998      9.5898
   25  1.1135     -1.1135     -9.5898      9.8125
   26 0.47698    -0.47698     -9.8125      9.9079
   27-7.77823E-02 7.77823E-02 -9.9079      9.8923
   28-0.55633     0.55633     -9.8923      9.7811
   29-0.96420     0.96420     -9.7811      9.5882
   30 -1.3069      1.3069     -9.5882      9.3268
   31 -1.5898      1.5898     -9.3268      9.0089
   32 -1.8181      1.8181     -9.0089      8.6453
   33 -1.9970      1.9970     -8.6453      8.2459
   34 -2.1313      2.1313     -8.2459      7.8196
   35 -2.2257      2.2257     -7.8196      7.3745
   36 -2.2846      2.2846     -7.3745      6.9176
   37 -2.3121      2.3121     -6.9176      6.4552
   38 -2.3123      2.3123     -6.4552      5.9927
   39 -2.2888      2.2888     -5.9927      5.5349
   40 -2.2449      2.2449     -5.5349      5.0860
   41 -2.1838      2.1838     -5.0860      4.6492
   42 -2.1084      2.1084     -4.6492      4.2275
   43 -2.0214      2.0214     -4.2275      3.8232
   44 -1.9250      1.9250     -3.8232      3.4382
   45 -1.8216      1.8216     -3.4382      3.0739
   46 -1.7130      1.7130     -3.0739      2.7313
   47 -1.6009      1.6009     -2.7313      2.4111
   48 -1.4870      1.4870     -2.4111      2.1137
   49 -1.3726      1.3726     -2.1137      1.8392
   50 -1.2589      1.2589     -1.8392      1.5874
   51 -1.1469      1.1469     -1.5874      1.3580
   52 -1.0375      1.0375     -1.3580      1.1506
```

```
53-0.93146     0.93146     -1.1506     0.96427
54-0.82949     0.82949    -0.96427     0.79837
55-0.73208     0.73208    -0.79837     0.65196
56-0.63969     0.63969    -0.65196     0.52402
57-0.55268     0.55268    -0.52402     0.41348
58-0.47134     0.47134    -0.41348     0.31921
59-0.39589     0.39589    -0.31921     0.24003
60-0.32652     0.32652    -0.24003     0.17473
61-0.26333     0.26333    -0.17473     0.12206
62-0.20644     0.20644    -0.12206     8.07755E-02
63-0.15589     0.15589    -8.07755E-02 4.95968E-02
64-0.11173     0.11173    -4.95968E-02 2.72502E-02
65-7.39799E-02 7.39799E-02-2.72502E-02 1.24542E-02
66-4.26409E-02 4.26409E-02-1.24542E-02 3.92604E-03
67-1.77158E-02 1.77158E-02-3.92604E-03 3.82892E-04
68-3.82854E-03 3.82854E-03-3.82892E-04 2.46880E-12
```

```
+-------------------------------------------------------------------------------------------------------------------------+
|                   PARATIEPLUS(TM)   NLS ENGINE RELEASE  2018.0    FULL VERSION  *Build date:Nov 13, 2017*              |
|                                                                                                                         |
|                          NewProject.BaseDesignSection_28.SLERaraFrequenteQuasiPermanente_1153                           |
|                                   Exe Time : 4 September 2018 18:06:10                                                  |
+-------------------------------------------------------------------------------------------------------------------------+
New Project


S T R E S S    R E S U L T S    F O R    G R O U P    N O.    4

Tieback_175                                                 :
ELEMENT TYPE    6 NO.OF ELEMENTS. IN THIS GROUP    1
C U R R E N T    T I M E    I S      2.0000

 POST-TENSION 2D-BOUNDARY ELEMENT

         EL    FORCE          d0          EDISPL     pl. eps          K     -ve limit   +ve limit
-----------------------------------------------------------------------------------------------------

***** NO ONE ELEMENT ACTIVE AT CURRENT STEP *****

ITER     0 RNORM = 0.000     RMNORM= 0.000
           RINORM=0.3703E+05 RIMNOR= 4563.
           RENORM=0.1439E+05 REMNOR=0.1163E-21 RATIO =0.6233     TOLER =0.1000E-03  NOT CONVERGED
           RFMAX = 119.9     RMMAX = 9.908
           RTSMAL=0.1000E-02 RMSMAL=0.1000E-04
           RDT   =0.3703E+05 RDR   = 4563.
           RATIOT=0.6233     RATIOR= 0.000
           MAX UN=0.6938E-10 IEQ=     3 NODE      2 DOF   1  Y-DISPL.F
           MIN UN=-119.9     IEQ=     1 NODE      1 DOF   1  Y-DISPL.F
           NO. OF CONTACT CONSTRAINT VIOLATIONS     0


ITER     2 RNORM = 0.000     RMNORM= 0.000
           RINORM=0.3703E+05 RIMNOR= 4563.
           RENORM= 157.4     REMNOR=0.2729E-19 RATIO =0.6520E-01 TOLER =0.1000E-03  NOT CONVERGED
           RFMAX = 119.9     RMMAX = 9.908
           RTSMAL=0.1000E-02 RMSMAL=0.1000E-04
           RDT   =0.3703E+05 RDR   = 4563.
           RATIOT=0.6520E-01 RATIOR= 0.000
           MAX UN=0.3420E-01 IEQ=    77 NODE     39 DOF   1  Y-DISPL.F
           MIN UN=-7.714     IEQ=     3 NODE      2 DOF   1  Y-DISPL.F
           NO. OF CONTACT CONSTRAINT VIOLATIONS     0


ITER     3 RNORM = 0.000     RMNORM= 0.000
           RINORM=0.3703E+05 RIMNOR= 4563.
           RENORM= 5.355     REMNOR=0.3119E-19 RATIO =0.1203E-01 TOLER =0.1000E-03  NOT CONVERGED
           RFMAX = 119.9     RMMAX = 9.908
           RTSMAL=0.1000E-02 RMSMAL=0.1000E-04
           RDT   =0.3703E+05 RDR   = 4563.
           RATIOT=0.1203E-01 RATIOR= 0.000
           MAX UN=0.7288E-01 IEQ=    91 NODE     46 DOF   1  Y-DISPL.F
           MIN UN=-1.650     IEQ=    21 NODE     11 DOF   1  Y-DISPL.F
           NO. OF CONTACT CONSTRAINT VIOLATIONS     0


ITER     4 RNORM = 0.000     RMNORM= 0.000
           RINORM=0.3703E+05 RIMNOR= 4563.
           RENORM=0.8825E-04 REMNOR=0.1192E-19 RATIO =0.4882E-04 TOLER =0.1000E-03      CONVERGED !
           RFMAX = 119.9     RMMAX = 9.908
           RTSMAL=0.1000E-02 RMSMAL=0.1000E-04
           RDT   =0.3703E+05 RDR   = 4563.
           RATIOT=0.4882E-04 RATIOR= 0.000
           MAX UN=0.6077E-02 IEQ=   103 NODE     52 DOF   1  Y-DISPL.F
           MIN UN=-.5783E-09 IEQ=    25 NODE     13 DOF   1  Y-DISPL.F
           NO. OF CONTACT CONSTRAINT VIOLATIONS     0
```

```
+-------------------------------------------------------------------------------------------------------------------------+
|                   PARATIEPLUS(TM)   NLS ENGINE RELEASE  2018.0    FULL VERSION  *Build date:Nov 13, 2017*              |
|                                                                                                                         |
|                            NewProject.BaseDesignSection_28.SLERaraFrequenteQuasiPermanente_1153                         |
|                                     Exe Time : 4 September 2018 18:06:10                                                |
+-------------------------------------------------------------------------------------------------------------------------+
New Project
SOLUTION REACHED USING     4 ITERATIONS ON   40

P R I N T   O U T   F O R   T I M E   S T E P    3     ( AT TIME   3.000     )

PRINT OUT OF ACTIVE COMPONENTS (FIXED NODES ARE NOT PRINTED OUT)

          Y-DISPL.F        X-ROT. F
            (02)             (04)           (
    1  -1.5805607E-03   4.3037777E-04
    2  -1.4945500E-03   4.2940444E-04
    3  -1.4089272E-03   4.2650704E-04
    4  -1.3240709E-03   4.2175440E-04
    5  -1.2403413E-03   4.1526408E-04
    6  -1.1580710E-03   4.0718811E-04
    7  -1.0775610E-03   3.9768757E-04
    8  -9.9908034E-04   3.8692098E-04
    9  -9.2286676E-04   3.7504207E-04
   10  -8.4912776E-04   3.6219948E-04
   11  -7.7804165E-04   3.4853671E-04
   12  -7.0975853E-04   3.3419219E-04
   13  -6.4440132E-04   3.1929936E-04
   14  -5.8206676E-04   3.0398687E-04
   15  -5.2282628E-04   2.8837881E-04
   16  -4.6672702E-04   2.7259394E-04
   17  -4.1379289E-04   2.5674235E-04
   18  -3.6402762E-04   2.4092371E-04
   19  -3.1741525E-04   2.2522741E-04
   20  -2.7392316E-04   2.0973351E-04
   21  -2.3350380E-04   1.9451335E-04
   22  -1.9609558E-04   1.7962985E-04
   23  -1.6162571E-04   1.6513859E-04
   24  -1.3001077E-04   1.5108803E-04
   25  -1.0115831E-04   1.3752023E-04
   26  -7.4968083E-05   1.2447132E-04
   27  -5.1332639E-05   1.1198133E-04
   28  -3.0135655E-05   1.0009156E-04
   29  -1.1253892E-05   8.8833610E-05
   30   5.4414245E-06   7.8230193E-05
   31   2.0082789E-05   6.8295830E-05
   32   3.2804718E-05   5.9036820E-05
   33   4.3742361E-05   5.0451447E-05
   34   5.3029646E-05   4.2531318E-05
   35   6.0798286E-05   3.5262165E-05
   36   6.7176636E-05   2.8624867E-05
   37   7.2288798E-05   2.2596406E-05
   38   7.6254020E-05   1.7150660E-05
   39   7.9186024E-05   1.2259345E-05
   40   8.1192718E-05   7.8924316E-06
   41   8.2375873E-05   4.0186609E-06
   42   8.2830921E-05   6.0597774E-07
   43   8.2646838E-05  -2.3780854E-06
   44   8.1906092E-05  -4.9660699E-06
   45   8.0684668E-05  -7.1902846E-06
   46   7.9052111E-05  -9.0825922E-06
   47   7.7071683E-05  -1.0674121E-05
   48   7.4800498E-05  -1.1995124E-05
   49   7.2289722E-05  -1.3074807E-05
   50   6.9584808E-05  -1.3941198E-05
   51   6.6725692E-05  -1.4621048E-05
   52   6.3747058E-05  -1.5139738E-05
   53   6.0679025E-05  -1.5521210E-05
   54   5.7546377E-05  -1.5787939E-05
   55   5.4370124E-05  -1.5960550E-05
   56   5.1167175E-05  -1.6057882E-05
```

57	4.7950855E-05	-1.6096953E-05
58	4.4731266E-05	-1.6092939E-05
59	4.1515662E-05	-1.6059175E-05
60	3.8308813E-05	-1.6007154E-05
61	3.5113375E-05	-1.5946526E-05
62	3.1930255E-05	-1.5885112E-05
63	2.8758983E-05	-1.5828903E-05
64	2.5598069E-05	-1.5782070E-05
65	2.2445373E-05	-1.5746971E-05
66	1.9298462E-05	-1.5724154E-05
67	1.6154976E-05	-1.5712362E-05
68	1.3012986E-05	-1.5708537E-05
69	1.1441989E-05	-1.5708328E-05

```
+-------------------------------------------------------------------------------------------------------------------------------+
|                   PARATIEPLUS(TM)   NLS ENGINE RELEASE  2018.0    FULL VERSION  *Build date:Nov 13, 2017*                    |
|                                                                                                                               |
|                              NewProject.BaseDesignSection_28.SLERaraFrequenteQuasiPermanente_1153                             |
|                                       Exe Time : 4 September 2018 18:06:10                                                    |
+-------------------------------------------------------------------------------------------------------------------------------+
New Project


S T R E S S   R E S U L T S   F O R   G R O U P   N O.   1

0_L                                                              :
ELEMENT TYPE    5 NO.OF ELEMENTS. IN THIS GROUP   69
C U R R E N T   T I M E   I S      3.0000

 HARDENING 2D SOIL ELEMENT

 ****** TOTAL STRESS FORMULATION *****

  EL *   FORCE     DISPL-Y  VERTICAL-P  HORIZON.-P     MAX-V-P     MAX-H-P           STATE   STIFFNESS Z-LEVEL      PORE
E FACTOR    UFACTOR       Peq           Su_a         Su_p     LAYER
 ------------------------------------------------------------------------------------------------------------------------------
-------------------------------------------------------------------------------------------
   1 D  4.6663E-03  1.5806E-03  1.0882E-02  4.6663E-02  1.0882E-02  0.7420         PASSIVE   0.000       0.000       0.000
1.000       1.000      4.6663E-02   0.000       0.000     DI1_164_167_L_0
   2 D   2.784      1.4946E-03   3.246       13.92       3.246       13.92         PASSIVE   0.000     -0.2000       0.000
1.000       1.000       13.92       0.000       0.000     DI1_164_167_L_0
   3 D   5.697      1.4089E-03   6.643       28.49       6.643       28.49         PASSIVE   0.000     -0.4000       0.000
1.000       1.000       28.49       0.000       0.000     DI1_164_167_L_0
   4 D   8.791      1.3241E-03   10.25       43.96       10.25       43.96         PASSIVE   0.000     -0.6000       0.000
1.000       1.000       43.96       0.000       0.000     DI1_164_167_L_0
   5 D   9.941      1.2403E-03   14.01       49.70       14.01       49.70             V-C  2.8868E+04 -0.8000       0.000
1.000       1.000       49.70       0.000       0.000     DI1_164_167_L_0
   6 D   9.910      1.1581E-03   17.84       49.55       17.84       49.55             V-C  2.8868E+04  -1.000       0.000
1.000       1.000       49.55       0.000       0.000     DI1_164_167_L_0
   7 D   9.838      1.0776E-03   21.67       49.19       21.67       49.19             V-C  2.8868E+04  -1.200       0.000
1.000       1.000       49.19       0.000       0.000     DI1_164_167_L_0
   8 D   9.743      9.9908E-04   25.73       48.72       25.73       48.72             V-C  2.8868E+04  -1.400       0.000
1.000       1.000       48.72       0.000       0.000     DI1_164_167_L_0
   9 D   9.640      9.2287E-04   30.08       48.20       30.08       48.20             V-C  2.8868E+04  -1.600       0.000
1.000       1.000       48.20       0.000       0.000     DI1_164_167_L_0
  10 D   9.536      8.4913E-04   34.22       47.68       34.22       47.68             V-C  2.8868E+04  -1.800       0.000
1.000       1.000       47.68       0.000       0.000     DI1_164_167_L_0
  11 D   9.438      7.7804E-04   38.20       47.19       38.20       47.19             V-C  2.8868E+04  -2.000       0.000
1.000       1.000       47.19       0.000       0.000     DI1_164_167_L_0
  12 D   9.350      7.0976E-04   41.58       46.75       41.58       46.75             V-C  2.8868E+04  -2.200       0.000
1.000       1.000       46.75       0.000       0.000     DI1_164_167_L_0
  13 D   9.274      6.4440E-04   45.39       46.37       45.39       46.37             V-C  2.8868E+04  -2.400       0.000
1.000       1.000       46.37       0.000       0.000     DI1_164_167_L_0
  14 D   9.213      5.8207E-04   49.13       46.07       49.13       46.07             V-C  2.8868E+04  -2.600       0.000
1.000       1.000       46.07       0.000       0.000     DI1_164_167_L_0
  15 D   9.168      5.2283E-04   52.79       45.84       52.79       45.84             V-C  2.8868E+04  -2.800       0.000
1.000       1.000       45.84       0.000       0.000     DI1_164_167_L_0
  16 D   9.140      4.6673E-04   56.41       45.70       56.41       45.70             V-C  2.8868E+04  -3.000       0.000
1.000       1.000       45.70       0.000       0.000     DI1_164_167_L_0
  17 D   9.129      4.1379E-04   59.97       45.64       59.97       45.64             V-C  2.8868E+04  -3.200       0.000
1.000       1.000       45.64       0.000       0.000     DI1_164_167_L_0
  18 D   9.136      3.6403E-04   63.19       45.68       63.19       45.68             V-C  2.8868E+04  -3.400       0.000
1.000       1.000       45.68       0.000       0.000     DI1_164_167_L_0
  19 D   9.160      3.1742E-04   66.71       45.80       66.71       45.80             V-C  2.8868E+04  -3.600       0.000
1.000       1.000       45.80       0.000       0.000     DI1_164_167_L_0
  20 D   9.203      2.7392E-04   70.19       46.02       70.19       46.02             V-C  2.8868E+04  -3.800       0.000
1.000       1.000       46.02       0.000       0.000     DI1_164_167_L_0
  21 D   9.264      2.3350E-04   73.66       46.32       73.66       46.32             V-C  2.8868E+04  -4.000       0.000
1.000       1.000       46.32       0.000       0.000     DI1_164_167_L_0
  22 D   9.341      1.9610E-04   77.10       46.71       77.10       46.71             V-C  2.8868E+04  -4.200       0.000
1.000       1.000       46.71       0.000       0.000     DI1_164_167_L_0
  23 D   9.436      1.6163E-04   80.28       47.18       80.28       47.18             V-C  2.8868E+04  -4.400       0.000
1.000       1.000       47.18       0.000       0.000     DI1_164_167_L_0
  24 D   9.548      1.3001E-04   83.70       47.74       83.70       47.74             V-C  2.8868E+04  -4.600       0.000
1.000       1.000       47.74       0.000       0.000     DI1_164_167_L_0
```

25 D	9.676	1.0116E-04	87.10	48.38	87.10	48.38	V-C	2.8868E+04	-4.800	0.000		
1.000	1.000	48.38	0.000	0.000	DI1_164_167_L_0							
26 D	10.43	7.4968E-05	90.49	52.15	90.49	52.15	V-C	6.9578E+04	-5.000	0.000		
1.000	1.000	52.15	0.000	0.000	DI2_165_168_L_0							
27 D	10.40	5.1333E-05	93.86	51.99	93.86	51.99	V-C	6.9578E+04	-5.200	0.000		
1.000	1.000	51.99	0.000	0.000	DI2_165_168_L_0							
28 D	10.40	3.0136E-05	97.03	51.99	97.03	51.99	V-C	6.9578E+04	-5.400	0.000		
1.000	1.000	51.99	0.000	0.000	DI2_165_168_L_0							
29 D	10.43	1.1254E-05	100.4	52.16	100.4	52.16	V-C	6.9578E+04	-5.600	0.000		
1.000	1.000	52.16	0.000	0.000	DI2_165_168_L_0							
30 D	10.45	-5.4414E-06	103.7	52.25	103.7	52.86	UL-RL	1.1132E+05	-5.800	0.000		
1.000	1.000	52.25	0.000	0.000	DI2_165_168_L_0							
31 D	10.42	-2.0083E-05	107.1	52.11	107.1	54.34	UL-RL	1.1132E+05	-6.000	0.000		
1.000	1.000	52.11	0.000	0.000	DI2_165_168_L_0							
32 D	10.44	-3.2805E-05	110.4	52.18	110.4	55.83	UL-RL	1.1132E+05	-6.200	0.000		
1.000	1.000	52.18	0.000	0.000	DI2_165_168_L_0							
33 D	10.49	-4.3742E-05	113.8	52.45	113.8	57.32	UL-RL	1.1132E+05	-6.400	0.000		
1.000	1.000	52.45	0.000	0.000	DI2_165_168_L_0							
34 D	10.58	-5.3030E-05	116.9	52.91	116.9	58.81	UL-RL	1.1132E+05	-6.600	0.000		
1.000	1.000	52.91	0.000	0.000	DI2_165_168_L_0							
35 D	10.71	-6.0798E-05	120.2	53.54	120.2	60.31	UL-RL	1.1132E+05	-6.800	0.000		
1.000	1.000	53.54	0.000	0.000	DI2_165_168_L_0							
36 D	10.87	-6.7177E-05	123.6	54.33	123.6	61.81	UL-RL	1.1132E+05	-7.000	0.000		
1.000	1.000	54.33	0.000	0.000	DI2_165_168_L_0							
37 D	11.05	-7.2289E-05	126.9	55.26	126.9	63.31	UL-RL	1.1132E+05	-7.200	0.000		
1.000	1.000	55.26	0.000	0.000	DI2_165_168_L_0							
38 D	11.26	-7.6254E-05	130.2	56.32	130.2	64.81	UL-RL	1.1132E+05	-7.400	0.000		
1.000	1.000	56.32	0.000	0.000	DI2_165_168_L_0							
39 D	11.50	-7.9186E-05	133.3	57.50	133.3	66.31	UL-RL	1.1132E+05	-7.600	0.000		
1.000	1.000	57.50	0.000	0.000	DI2_165_168_L_0							
40 D	11.76	-8.1193E-05	136.7	58.78	136.7	67.82	UL-RL	1.1132E+05	-7.800	0.000		
1.000	1.000	58.78	0.000	0.000	DI2_165_168_L_0							
41 D	12.03	-8.2376E-05	140.0	60.15	140.0	69.33	UL-RL	1.1132E+05	-8.000	0.000		
1.000	1.000	60.15	0.000	0.000	DI2_165_168_L_0							
42 D	12.32	-8.2831E-05	143.3	61.61	143.3	70.84	UL-RL	1.1132E+05	-8.200	0.000		
1.000	1.000	61.61	0.000	0.000	DI2_165_168_L_0							
43 D	12.63	-8.2647E-05	146.5	63.15	146.5	72.35	UL-RL	1.1132E+05	-8.400	0.000		
1.000	1.000	63.15	0.000	0.000	DI2_165_168_L_0							
44 D	12.95	-8.1906E-05	149.8	64.74	149.8	73.86	UL-RL	1.1132E+05	-8.600	0.000		
1.000	1.000	64.74	0.000	0.000	DI2_165_168_L_0							
45 D	13.28	-8.0685E-05	153.0	66.40	153.0	75.38	UL-RL	1.1132E+05	-8.800	0.000		
1.000	1.000	66.40	0.000	0.000	DI2_165_168_L_0							
46 D	13.62	-7.9052E-05	156.3	68.10	156.3	76.90	UL-RL	1.1132E+05	-9.000	0.000		
1.000	1.000	68.10	0.000	0.000	DI2_165_168_L_0							
47 D	13.97	-7.7072E-05	159.6	69.84	159.6	78.42	UL-RL	1.1132E+05	-9.200	0.000		
1.000	1.000	69.84	0.000	0.000	DI2_165_168_L_0							
48 D	14.32	-7.4800E-05	162.9	71.61	162.9	79.94	UL-RL	1.1132E+05	-9.400	0.000		
1.000	1.000	71.61	0.000	0.000	DI2_165_168_L_0							
49 D	14.68	-7.2290E-05	166.1	73.42	166.1	81.46	UL-RL	1.1132E+05	-9.600	0.000		
1.000	1.000	73.42	0.000	0.000	DI2_165_168_L_0							
50 D	15.05	-6.9585E-05	169.3	75.24	169.3	82.99	UL-RL	1.1132E+05	-9.800	0.000		
1.000	1.000	75.24	0.000	0.000	DI2_165_168_L_0							
51 D	15.42	-6.6726E-05	172.6	77.09	172.6	84.52	UL-RL	1.1132E+05	-10.00	0.000		
1.000	1.000	77.09	0.000	0.000	DI2_165_168_L_0							
52 D	15.79	-6.3747E-05	175.9	78.95	175.9	86.05	UL-RL	1.1132E+05	-10.20	0.000		
1.000	1.000	78.95	0.000	0.000	DI2_165_168_L_0							
53 D	16.16	-6.0679E-05	179.1	80.82	179.1	87.58	UL-RL	1.1132E+05	-10.40	0.000		
1.000	1.000	80.82	0.000	0.000	DI2_165_168_L_0							
54 D	16.54	-5.7546E-05	182.4	82.70	182.4	89.11	UL-RL	1.1132E+05	-10.60	0.000		
1.000	1.000	82.70	0.000	0.000	DI2_165_168_L_0							
55 D	16.92	-5.4370E-05	185.7	84.59	185.7	90.64	UL-RL	1.1132E+05	-10.80	0.000		
1.000	1.000	84.59	0.000	0.000	DI2_165_168_L_0							
56 D	17.30	-5.1167E-05	188.8	86.48	188.8	92.18	UL-RL	1.1132E+05	-11.00	0.000		
1.000	1.000	86.48	0.000	0.000	DI2_165_168_L_0							
57 D	17.68	-4.7951E-05	192.1	88.38	192.1	93.72	UL-RL	1.1132E+05	-11.20	0.000		
1.000	1.000	88.38	0.000	0.000	DI2_165_168_L_0							
58 D	18.05	-4.4731E-05	195.4	90.27	195.4	95.25	UL-RL	1.1132E+05	-11.40	0.000		
1.000	1.000	90.27	0.000	0.000	DI2_165_168_L_0							
59 D	18.43	-4.1516E-05	198.6	92.17	198.6	96.79	UL-RL	1.1132E+05	-11.60	0.000		
1.000	1.000	92.17	0.000	0.000	DI2_165_168_L_0							
60 D	18.81	-3.8309E-05	201.9	94.07	201.9	98.33	UL-RL	1.1132E+05	-11.80	0.000		
1.000	1.000	94.07	0.000	0.000	DI2_165_168_L_0							
61 D	19.19	-3.5113E-05	205.1	95.97	205.1	99.88	UL-RL	1.1132E+05	-12.00	0.000		
1.000	1.000	95.97	0.000	0.000	DI2_165_168_L_0							

```
  62 D   19.57     -3.1930E-05   208.2       97.87       208.2       101.4          UL-RL  1.1132E+05  -12.20       0.000
1.000       1.000       97.87       0.000       0.000     DI2_165_168_L_0
  63 D   19.95     -2.8759E-05   211.2       99.76       211.2       103.0          UL-RL  1.1132E+05  -12.40       0.000
1.000       1.000       99.76       0.000       0.000     DI2_165_168_L_0
  64 D   20.33     -2.5598E-05   214.3       101.7       214.3       104.5          UL-RL  1.1132E+05  -12.60       0.000
1.000       1.000       101.7       0.000       0.000     DI2_165_168_L_0
  65 D   20.71     -2.2445E-05   217.4       103.6       217.4       106.1          UL-RL  1.1132E+05  -12.80       0.000
1.000       1.000       103.6       0.000       0.000     DI2_165_168_L_0
  66 D   21.09     -1.9298E-05   220.5       105.5       220.5       107.6          UL-RL  1.1132E+05  -13.00       0.000
1.000       1.000       105.5       0.000       0.000     DI2_165_168_L_0
  67 D   21.47     -1.6155E-05   223.6       107.4       223.6       109.2          UL-RL  1.1132E+05  -13.20       0.000
1.000       1.000       107.4       0.000       0.000     DI2_165_168_L_0
  68 D   16.39     -1.3013E-05   226.7       109.3       226.7       110.7          UL-RL  1.1132E+05  -13.40       0.000
1.000       1.000       109.3       0.000       0.000     DI2_165_168_L_0
  69 D   5.510     -1.1442E-05   228.3       110.2       228.3       111.5          UL-RL  1.1132E+05  -13.50       0.000
1.000       1.000       110.2       0.000       0.000     DI2_165_168_L_0
```

```
+-------------------------------------------------------------------------------------------------------------------------------+
|                   PARATIEPLUS(TM)   NLS ENGINE RELEASE  2018.0    FULL VERSION  *Build date:Nov 13, 2017*                    |
|                                                                                                                               |
|                            NewProject.BaseDesignSection_28.SLERaraFrequenteQuasiPermanente_1153                               |
|                                     Exe Time : 4 September 2018 18:06:10                                                      |
+-------------------------------------------------------------------------------------------------------------------------------+
New Project


S T R E S S   R E S U L T S   F O R   G R O U P   N O.   2

0_R                                                              :
ELEMENT TYPE    5 NO.OF ELEMENTS. IN THIS GROUP   69
C U R R E N T   T I M E   I S      3.0000

 HARDENING 2D SOIL ELEMENT

 ****** TOTAL STRESS FORMULATION *****

  EL *   FORCE     DISPL-Y  VERTICAL-P  HORIZON.-P     MAX-V-P     MAX-H-P           STATE   STIFFNESS Z-LEVEL      PORE
E FACTOR    UFACTOR       Peq           Su_a         Su_p     LAYER
 ------------------------------------------------------------------------------------------------------------------------------
-------------------------------------------------------------------------------------------------
   1     0.000         --          --          --          --          --          REMOVED     --        0.000       0.000
1.000       1.000       0.000       0.000       0.000     not available
   2     0.000         --          --          --          --          --          REMOVED     --      -0.2000       0.000
1.000       1.000       0.000       0.000       0.000     not available
   3     0.000         --          --          --          --          --          REMOVED     --      -0.4000       0.000
1.000       1.000       0.000       0.000       0.000     not available
   4     0.000         --          --          --          --          --          REMOVED     --      -0.6000       0.000
1.000       1.000       0.000       0.000       0.000     not available
   5     0.000         --          --          --          --          --          REMOVED     --      -0.8000       0.000
1.000       1.000       0.000       0.000       0.000     not available
   6 D   0.000    -1.1581E-03   0.000       0.000       16.00       16.12          ACTIVE   0.000      -1.000       0.000
1.000       1.000       0.000       0.000       0.000     DI1_164_167_L_0
   7 D  0.2131    -1.0776E-03   3.200       1.066       19.20       18.08          ACTIVE   0.000      -1.200       0.000
1.000       1.000       1.066       0.000       0.000     DI1_164_167_L_0
   8 D  0.4262    -9.9908E-04   6.400       2.131       22.40       19.88          ACTIVE   0.000      -1.400       0.000
1.000       1.000       2.131       0.000       0.000     DI1_164_167_L_0
   9 D  0.6394    -9.2287E-04   9.600       3.197       25.60       21.56          ACTIVE   0.000      -1.600       0.000
1.000       1.000       3.197       0.000       0.000     DI1_164_167_L_0
  10 D  0.8525    -8.4913E-04   12.80       4.262       28.80       23.17          ACTIVE   0.000      -1.800       0.000
1.000       1.000       4.262       0.000       0.000     DI1_164_167_L_0
  11 D   1.066    -7.7804E-04   16.00       5.328       32.00       24.73          ACTIVE   0.000      -2.000       0.000
1.000       1.000       5.328       0.000       0.000     DI1_164_167_L_0
  12 D   1.279    -7.0976E-04   19.20       6.394       35.20       26.26          ACTIVE   0.000      -2.200       0.000
1.000       1.000       6.394       0.000       0.000     DI1_164_167_L_0
  13 D   1.492    -6.4440E-04   22.40       7.459       38.40       27.77          ACTIVE   0.000      -2.400       0.000
1.000       1.000       7.459       0.000       0.000     DI1_164_167_L_0
  14 D   1.705    -5.8207E-04   25.60       8.525       41.60       29.26          ACTIVE   0.000      -2.600       0.000
1.000       1.000       8.525       0.000       0.000     DI1_164_167_L_0
  15 D   2.042    -5.2283E-04   28.80       10.21       44.80       30.75           UL-RL  3.0792E+04  -2.800       0.000
1.000       1.000       10.21       0.000       0.000     DI1_164_167_L_0
  16 D   2.690    -4.6673E-04   32.00       13.45       48.00       32.23           UL-RL  3.0792E+04  -3.000       0.000
1.000       1.000       13.45       0.000       0.000     DI1_164_167_L_0
  17 D   3.317    -4.1379E-04   35.20       16.58       51.20       33.70           UL-RL  3.0792E+04  -3.200       0.000
1.000       1.000       16.58       0.000       0.000     DI1_164_167_L_0
  18 D   3.923    -3.6403E-04   38.40       19.61       54.40       35.17           UL-RL  3.0792E+04  -3.400       0.000
1.000       1.000       19.61       0.000       0.000     DI1_164_167_L_0
  19 D   4.508    -3.1742E-04   41.60       22.54       57.60       36.64           UL-RL  3.0792E+04  -3.600       0.000
1.000       1.000       22.54       0.000       0.000     DI1_164_167_L_0
  20 D   5.074    -2.7392E-04   44.80       25.37       60.80       38.11           UL-RL  3.0792E+04  -3.800       0.000
1.000       1.000       25.37       0.000       0.000     DI1_164_167_L_0
  21 D   5.620    -2.3350E-04   48.00       28.10       64.00       39.58           UL-RL  3.0792E+04  -4.000       0.000
1.000       1.000       28.10       0.000       0.000     DI1_164_167_L_0
  22 D   6.147    -1.9610E-04   51.20       30.74       67.20       41.05           UL-RL  3.0792E+04  -4.200       0.000
1.000       1.000       30.74       0.000       0.000     DI1_164_167_L_0
  23 D   6.656    -1.6163E-04   54.40       33.28       70.40       42.52           UL-RL  3.0792E+04  -4.400       0.000
1.000       1.000       33.28       0.000       0.000     DI1_164_167_L_0
  24 D   7.148    -1.3001E-04   57.60       35.74       73.60       43.99           UL-RL  3.0792E+04  -4.600       0.000
1.000       1.000       35.74       0.000       0.000     DI1_164_167_L_0
```

25 D	7.623	-1.0116E-04	60.80	38.11	76.80	45.46	UL-RL	3.0792E+04	-4.800	0.000	
1.000	1.000	38.11	0.000	0.000	DI1_164_167_L_0						
26 D	7.559	-7.4968E-05	64.00	37.79	80.00	46.94	UL-RL	6.5637E+04	-5.000	0.000	
1.000	1.000	37.79	0.000	0.000	DI2_165_168_L_0						
27 D	8.166	-5.1333E-05	67.20	40.83	83.20	48.41	UL-RL	6.5637E+04	-5.200	0.000	
1.000	1.000	40.83	0.000	0.000	DI2_165_168_L_0						
28 D	8.742	-3.0136E-05	70.40	43.71	86.40	49.89	UL-RL	6.5637E+04	-5.400	0.000	
1.000	1.000	43.71	0.000	0.000	DI2_165_168_L_0						
29 D	9.288	-1.1254E-05	73.60	46.44	89.60	51.37	UL-RL	6.5637E+04	-5.600	0.000	
1.000	1.000	46.44	0.000	0.000	DI2_165_168_L_0						
30 D	9.805	5.4414E-06	76.80	49.03	92.80	52.86	UL-RL	6.5637E+04	-5.800	0.000	
1.000	1.000	49.03	0.000	0.000	DI2_165_168_L_0						
31 D	10.30	2.0083E-05	80.00	51.48	96.00	54.34	UL-RL	6.5637E+04	-6.000	0.000	
1.000	1.000	51.48	0.000	0.000	DI2_165_168_L_0						
32 D	10.76	3.2805E-05	83.20	53.81	99.20	55.83	UL-RL	6.5637E+04	-6.200	0.000	
1.000	1.000	53.81	0.000	0.000	DI2_165_168_L_0						
33 D	11.20	4.3742E-05	86.40	56.02	102.4	57.32	UL-RL	6.5637E+04	-6.400	0.000	
1.000	1.000	56.02	0.000	0.000	DI2_165_168_L_0						
34 D	11.63	5.3030E-05	89.60	58.13	105.6	58.81	UL-RL	6.5637E+04	-6.600	0.000	
1.000	1.000	58.13	0.000	0.000	DI2_165_168_L_0						
35 D	12.02	6.0798E-05	92.80	60.10	108.8	60.37	UL-RL	6.5637E+04	-6.800	0.000	
1.000	1.000	60.10	0.000	0.000	DI2_165_168_L_0						
36 D	12.39	6.7177E-05	96.00	61.94	112.0	62.02	UL-RL	6.5637E+04	-7.000	0.000	
1.000	1.000	61.94	0.000	0.000	DI2_165_168_L_0						
37 D	12.73	7.2289E-05	99.20	63.66	115.2	63.71	UL-RL	6.5637E+04	-7.200	0.000	
1.000	1.000	63.66	0.000	0.000	DI2_165_168_L_0						
38 D	13.07	7.6254E-05	102.4	65.34	118.4	65.36	UL-RL	6.5637E+04	-7.400	0.000	
1.000	1.000	65.34	0.000	0.000	DI2_165_168_L_0						
39 D	13.39	7.9186E-05	105.6	66.97	121.6	66.97	V-C	4.1023E+04	-7.600	0.000	
1.000	1.000	66.97	0.000	0.000	DI2_165_168_L_0						
40 D	13.71	8.1193E-05	108.8	68.56	124.8	68.56	V-C	4.1023E+04	-7.800	0.000	
1.000	1.000	68.56	0.000	0.000	DI2_165_168_L_0						
41 D	14.02	8.2376E-05	112.0	70.12	128.0	70.12	V-C	4.1023E+04	-8.000	0.000	
1.000	1.000	70.12	0.000	0.000	DI2_165_168_L_0						
42 D	14.33	8.2831E-05	115.2	71.65	131.2	71.65	V-C	4.1023E+04	-8.200	0.000	
1.000	1.000	71.65	0.000	0.000	DI2_165_168_L_0						
43 D	14.63	8.2647E-05	118.4	73.16	134.4	73.16	V-C	4.1023E+04	-8.400	0.000	
1.000	1.000	73.16	0.000	0.000	DI2_165_168_L_0						
44 D	14.93	8.1906E-05	121.6	74.65	137.6	74.65	V-C	4.1023E+04	-8.600	0.000	
1.000	1.000	74.65	0.000	0.000	DI2_165_168_L_0						
45 D	15.22	8.0685E-05	124.8	76.11	140.8	76.11	V-C	4.1023E+04	-8.800	0.000	
1.000	1.000	76.11	0.000	0.000	DI2_165_168_L_0						
46 D	15.51	7.9052E-05	128.0	77.57	144.0	77.57	V-C	4.1023E+04	-9.000	0.000	
1.000	1.000	77.57	0.000	0.000	DI2_165_168_L_0						
47 D	15.80	7.7072E-05	131.2	79.01	147.2	79.01	V-C	4.1023E+04	-9.200	0.000	
1.000	1.000	79.01	0.000	0.000	DI2_165_168_L_0						
48 D	16.09	7.4800E-05	134.4	80.44	150.4	80.44	V-C	4.1023E+04	-9.400	0.000	
1.000	1.000	80.44	0.000	0.000	DI2_165_168_L_0						
49 D	16.37	7.2290E-05	137.6	81.86	153.6	81.86	V-C	4.1023E+04	-9.600	0.000	
1.000	1.000	81.86	0.000	0.000	DI2_165_168_L_0						
50 D	16.66	6.9585E-05	140.8	83.28	156.8	83.28	V-C	4.1023E+04	-9.800	0.000	
1.000	1.000	83.28	0.000	0.000	DI2_165_168_L_0						
51 D	16.94	6.6726E-05	144.0	84.69	160.0	84.69	V-C	4.1023E+04	-10.00	0.000	
1.000	1.000	84.69	0.000	0.000	DI2_165_168_L_0						
52 D	17.22	6.3747E-05	147.2	86.10	163.2	86.10	V-C	4.1023E+04	-10.20	0.000	
1.000	1.000	86.10	0.000	0.000	DI2_165_168_L_0						
53 D	17.49	6.0679E-05	150.4	87.46	166.4	87.58	UL-RL	6.5637E+04	-10.40	0.000	
1.000	1.000	87.46	0.000	0.000	DI2_165_168_L_0						
54 D	17.76	5.7546E-05	153.6	88.79	169.6	89.11	UL-RL	6.5637E+04	-10.60	0.000	
1.000	1.000	88.79	0.000	0.000	DI2_165_168_L_0						
55 D	18.02	5.4370E-05	156.8	90.12	172.8	90.64	UL-RL	6.5637E+04	-10.80	0.000	
1.000	1.000	90.12	0.000	0.000	DI2_165_168_L_0						
56 D	18.29	5.1167E-05	160.0	91.44	176.0	92.18	UL-RL	6.5637E+04	-11.00	0.000	
1.000	1.000	91.44	0.000	0.000	DI2_165_168_L_0						
57 D	18.55	4.7951E-05	163.2	92.77	179.2	93.72	UL-RL	6.5637E+04	-11.20	0.000	
1.000	1.000	92.77	0.000	0.000	DI2_165_168_L_0						
58 D	18.82	4.4731E-05	166.4	94.10	182.4	95.25	UL-RL	6.5637E+04	-11.40	0.000	
1.000	1.000	94.10	0.000	0.000	DI2_165_168_L_0						
59 D	19.09	4.1516E-05	169.6	95.43	185.6	96.79	UL-RL	6.5637E+04	-11.60	0.000	
1.000	1.000	95.43	0.000	0.000	DI2_165_168_L_0						
60 D	19.35	3.8309E-05	172.8	96.76	188.8	98.33	UL-RL	6.5637E+04	-11.80	0.000	
1.000	1.000	96.76	0.000	0.000	DI2_165_168_L_0						
61 D	19.62	3.5113E-05	176.0	98.09	192.0	99.88	UL-RL	6.5637E+04	-12.00	0.000	
1.000	1.000	98.09	0.000	0.000	DI2_165_168_L_0						

```
  62 D   19.89      3.1930E-05   179.2       99.43       195.2       101.4          UL-RL  6.5637E+04  -12.20       0.000
1.000       1.000       99.43       0.000       0.000     DI2_165_168_L_0
  63 D   20.15      2.8759E-05   182.4       100.8       198.4       103.0          UL-RL  6.5637E+04  -12.40       0.000
1.000       1.000       100.8       0.000       0.000     DI2_165_168_L_0
  64 D   20.42      2.5598E-05   185.6       102.1       201.6       104.5          UL-RL  6.5637E+04  -12.60       0.000
1.000       1.000       102.1       0.000       0.000     DI2_165_168_L_0
  65 D   20.69      2.2445E-05   188.8       103.4       204.8       106.1          UL-RL  6.5637E+04  -12.80       0.000
1.000       1.000       103.4       0.000       0.000     DI2_165_168_L_0
  66 D   20.96      1.9298E-05   192.0       104.8       208.0       107.6          UL-RL  6.5637E+04  -13.00       0.000
1.000       1.000       104.8       0.000       0.000     DI2_165_168_L_0
  67 D   21.23      1.6155E-05   195.2       106.1       211.2       109.2          UL-RL  6.5637E+04  -13.20       0.000
1.000       1.000       106.1       0.000       0.000     DI2_165_168_L_0
  68 D   16.12      1.3013E-05   198.4       107.5       214.4       110.7          UL-RL  6.5637E+04  -13.40       0.000
1.000       1.000       107.5       0.000       0.000     DI2_165_168_L_0
  69 D   5.408      1.1442E-05   200.0       108.2       216.0       111.5          UL-RL  6.5637E+04  -13.50       0.000
1.000       1.000       108.2       0.000       0.000     DI2_165_168_L_0
```

```
+-----------------------------------------------------------------------------------------------------------------------+
|                  PARATIEPLUS(TM)   NLS ENGINE RELEASE  2018.0    FULL VERSION  *Build date:Nov 13, 2017*              |
|                                                                                                                       |
|                         NewProject.BaseDesignSection_28.SLERaraFrequenteQuasiPermanente_1153                          |
|                                 Exe Time : 4 September 2018 18:06:10                                                  |
+-----------------------------------------------------------------------------------------------------------------------+
New Project


S T R E S S   R E S U L T S   F O R   G R O U P   N O.   3

WallElement_33                                                  :
ELEMENT TYPE    2 NO.OF ELEMENTS. IN THIS GROUP   68
C U R R E N T   T I M E   I S     3.0000

 WALL2D ELEMENT

   EL      TA          TB          MA          MB
-----------------------------------------------------
    1 -119.94      119.94     3.08169E-11 -23.988
    2 -117.16      117.16      23.988     -47.419
    3 -111.46      111.46      47.419     -69.711
    4 -102.67      102.67      69.711     -90.245
    5 -92.727      92.727      90.245     -108.79
    6 -82.817      82.817      108.79     -125.35
    7 -73.193      73.193      125.35     -139.99
    8 -63.876      63.876      139.99     -152.77
    9 -54.875      54.875      152.77     -163.74
   10 -46.191      46.191      163.74     -172.98
   11 -37.819      37.819      172.98     -180.54
   12 -29.748      29.748      180.54     -186.49
   13 -21.965      21.965      186.49     -190.89
   14 -14.457      14.457      190.89     -193.78
   15 -7.3306      7.3306      193.78     -195.24
   16-0.88082     0.88082      195.24     -195.42
   17  4.9312     -4.9312      195.42     -194.43
   18  10.144     -10.144      194.43     -192.41
   19  14.797     -14.797      192.41     -189.45
   20  18.926     -18.926      189.45     -185.66
   21  22.570     -22.570      185.66     -181.15
   22  25.764     -25.764      181.15     -175.99
   23  28.544     -28.544      175.99     -170.29
   24  30.944     -30.944      170.29     -164.10
   25  32.998     -32.998      164.10     -157.50
   26  35.870     -35.870      157.50     -150.32
   27  38.100     -38.100      150.32     -142.70
   28  39.756     -39.756      142.70     -134.75
   29  40.900     -40.900      134.75     -126.57
   30  41.545     -41.545      126.57     -118.26
   31  41.671     -41.671      118.26     -109.93
   32  41.345     -41.345      109.93     -101.66
   33  40.631     -40.631      101.66     -93.534
   34  39.587     -39.587      93.534     -85.616
   35  38.274     -38.274      85.616     -77.962
   36  36.747     -36.747      77.962     -70.612
   37  35.063     -35.063      70.612     -63.600
   38  33.258     -33.258      63.600     -56.948
   39  31.362     -31.362      56.948     -50.676
   40  29.406     -29.406      50.676     -44.795
   41  27.412     -27.412      44.795     -39.312
   42  25.405     -25.405      39.312     -34.231
   43  23.402     -23.402      34.231     -29.551
   44  21.422     -21.422      29.551     -25.266
   45  19.479     -19.479      25.266     -21.370
   46  17.585     -17.585      21.370     -17.853
   47  15.751     -15.751      17.853     -14.703
   48  13.986     -13.986      14.703     -11.906
   49  12.297     -12.297      11.906     -9.4466
   50  10.690     -10.690      9.4466     -7.3085
   51  9.1703     -9.1703      7.3085     -5.4744
   52  7.7348     -7.7348      5.4744     -3.9275
```

53	6.4074	-6.4074	3.9275	-2.6461
54	5.1905	-5.1905	2.6461	-1.6080
55	4.0856	-4.0856	1.6080	-0.79083
56	3.0938	-3.0938	0.79083	-0.17208
57	2.2154	-2.2154	0.17208	0.27100
58	1.4506	-1.4506	-0.27100	0.56112
59	0.79928	-0.79928	-0.56112	0.72097
60	0.26115	-0.26115	-0.72097	0.77320
61	-0.16420	0.16420	-0.77320	0.74036
62	-0.47719	0.47719	-0.74036	0.64493
63	-0.67823	0.67823	-0.64493	0.50928
64	-0.76767	0.76767	-0.50928	0.35575
65	-0.74580	0.74580	-0.35575	0.20659
66	-0.61281	0.61281	-0.20659	8.40256E-02
67	-0.36882	0.36882	-8.40256E-02	1.02618E-02
68	-0.10261	0.10261	-1.02618E-02	9.34031E-13

```
+-------------------------------------------------------------------------------------------------------------------------------+
|                   PARATIEPLUS(TM)   NLS ENGINE RELEASE  2018.0    FULL VERSION  *Build date:Nov 13, 2017*                    |
|                                                                                                                               |
|                          NewProject.BaseDesignSection_28.SLERaraFrequenteQuasiPermanente_1153                                 |
|                                   Exe Time : 4 September 2018 18:06:10                                                        |
+-------------------------------------------------------------------------------------------------------------------------------+
New Project


S T R E S S   R E S U L T S   F O R   G R O U P   N O.   4

Tieback_175                                                :
ELEMENT TYPE    6 NO.OF ELEMENTS. IN THIS GROUP    1
C U R R E N T   T I M E   I S      3.0000

 POST-TENSION 2D-BOUNDARY ELEMENT

         EL    FORCE          d0          EDISPL     pl. eps          K     -ve limit   +ve limit
-------------------------------------------------------------------------------------------------------
 ANCHOR    1   138.50     -1.49175E-03 -1.49175E-03   0.0000       0.0000       0.0000       0.0000     BORN NOW JUST
ACTIVATED

 ITER     0 RNORM = 0.000     RMNORM= 0.000
             RINORM=0.2567E+06 RIMNOR=0.1617E+07
             RENORM= 5418.     REMNOR=0.1192E-19 RATIO =0.1453     TOLER =0.1000E-03  NOT CONVERGED
             RFMAX = 119.9     RMMAX = 195.4
             RTSMAL=0.1000E-02 RMSMAL=0.1000E-02
             RDT   =0.2567E+06 RDR   =0.1617E+07
             RATIOT=0.1453     RATIOR= 0.000
             MAX UN= 15.51     IEQ=    91 NODE     46 DOF   1  Y-DISPL.F
             MIN UN=-.4992E-09 IEQ=     9 NODE      5 DOF   1  Y-DISPL.F
             NO. OF CONTACT CONSTRAINT VIOLATIONS     0


 ITER     2 RNORM = 0.000     RMNORM= 0.000
             RINORM=0.2567E+06 RIMNOR=0.1617E+07
             RENORM= 614.2     REMNOR=0.1345E-17 RATIO =0.4891E-01 TOLER =0.1000E-03  NOT CONVERGED
             RFMAX = 119.9     RMMAX = 195.4
             RTSMAL=0.1000E-02 RMSMAL=0.1000E-02
             RDT   =0.2567E+06 RDR   =0.1617E+07
             RATIOT=0.4891E-01 RATIOR= 0.000
             MAX UN= 10.08     IEQ=    93 NODE     47 DOF   1  Y-DISPL.F
             MIN UN=-.2989E-08 IEQ=    27 NODE     14 DOF   1  Y-DISPL.F
             NO. OF CONTACT CONSTRAINT VIOLATIONS     0


 ITER     3 RNORM = 0.000     RMNORM= 0.000
             RINORM=0.2567E+06 RIMNOR=0.1617E+07
             RENORM= 65.25     REMNOR=0.7657E-18 RATIO =0.1594E-01 TOLER =0.1000E-03  NOT CONVERGED
             RFMAX = 119.9     RMMAX = 195.4
             RTSMAL=0.1000E-02 RMSMAL=0.1000E-02
             RDT   =0.2567E+06 RDR   =0.1617E+07
             RATIOT=0.1594E-01 RATIOR= 0.000
             MAX UN= 3.210     IEQ=    99 NODE     50 DOF   1  Y-DISPL.F
             MIN UN=-.3042E-08 IEQ=    23 NODE     12 DOF   1  Y-DISPL.F
             NO. OF CONTACT CONSTRAINT VIOLATIONS     0


 ITER     4 RNORM = 0.000     RMNORM= 0.000
             RINORM=0.2567E+06 RIMNOR=0.1617E+07
             RENORM= 2.054     REMNOR=0.6938E-18 RATIO =0.2829E-02 TOLER =0.1000E-03  NOT CONVERGED
             RFMAX = 119.9     RMMAX = 195.4
             RTSMAL=0.1000E-02 RMSMAL=0.1000E-02
             RDT   =0.2567E+06 RDR   =0.1617E+07
             RATIOT=0.2829E-02 RATIOR= 0.000
             MAX UN=0.9728     IEQ=    29 NODE     15 DOF   1  Y-DISPL.F
             MIN UN=-.5496E-08 IEQ=   135 NODE     68 DOF   1  Y-DISPL.F
             NO. OF CONTACT CONSTRAINT VIOLATIONS     0


 ITER     5 RNORM = 0.000     RMNORM= 0.000
```

```
RINORM=0.2567E+06 RIMNOR=0.1617E+07
RENORM=0.3700E-04 REMNOR=0.4181E-18 RATIO =0.1200E-04 TOLER =0.1000E-03      CONVERGED !
RFMAX = 119.9     RMMAX = 195.4
RTSMAL=0.1000E-02 RMSMAL=0.1000E-02
RDT   =0.2567E+06 RDR   =0.1617E+07
RATIOT=0.1200E-04 RATIOR= 0.000
MAX UN=0.6083E-02 IEQ=   115 NODE     58 DOF   1  Y-DISPL.F
MIN UN=-.4596E-08 IEQ=    77 NODE     39 DOF   1  Y-DISPL.F
NO. OF CONTACT CONSTRAINT VIOLATIONS     0
```

```
+-------------------------------------------------------------------------------------------------------------------------+
|                   PARATIEPLUS(TM)   NLS ENGINE RELEASE  2018.0    FULL VERSION  *Build date:Nov 13, 2017*              |
|                                                                                                                         |
|                            NewProject.BaseDesignSection_28.SLERaraFrequenteQuasiPermanente_1153                         |
|                                     Exe Time : 4 September 2018 18:06:10                                                |
+-------------------------------------------------------------------------------------------------------------------------+
New Project
SOLUTION REACHED USING     5 ITERATIONS ON   40

P R I N T   O U T   F O R   T I M E   S T E P    4     ( AT TIME   4.000     )

PRINT OUT OF ACTIVE COMPONENTS (FIXED NODES ARE NOT PRINTED OUT)

          Y-DISPL.F        X-ROT. F
            (02)             (04)           (
    1   1.2382518E-03   7.4558434E-04
    2   1.3873021E-03   7.4458595E-04
    3   1.5359532E-03   7.4159254E-04
    4   1.6838065E-03   7.3660944E-04
    5   1.8304663E-03   7.2966649E-04
    6   1.9755465E-03   7.2082457E-04
    7   2.1186740E-03   7.1015175E-04
    8   2.2594895E-03   6.9771337E-04
    9   2.3976458E-03   6.8357157E-04
   10   2.5328084E-03   6.6778499E-04
   11   2.6646539E-03   6.5040878E-04
   12   2.7928694E-03   6.3149458E-04
   13   2.9171524E-03   6.1109073E-04
   14   3.0372096E-03   5.8924514E-04
   15   3.1527577E-03   5.6600887E-04
   16   3.2635241E-03   5.4143703E-04
   17   3.3692479E-03   5.1558848E-04
   18   3.4696791E-03   4.8852640E-04
   19   3.5645820E-03   4.6031722E-04
   20   3.6537342E-03   4.3103114E-04
   21   3.7369272E-03   4.0074232E-04
   22   3.8139690E-03   3.6952818E-04
   23   3.8846823E-03   3.3747037E-04
   24   3.9489066E-03   3.0465394E-04
   25   4.0064992E-03   2.7116751E-04
   26   4.0573351E-03   2.3710339E-04
   27   4.1013077E-03   2.0255040E-04
   28   4.1383281E-03   1.6759292E-04
   29   4.1683238E-03   1.3231900E-04
   30   4.1912406E-03   9.6819631E-05
   31   4.2070429E-03   6.1189035E-05
   32   4.2157140E-03   2.5524810E-05
   33   4.2172572E-03  -1.0072781E-05
   34   4.2116962E-03  -4.5499742E-05
   35   4.1990758E-03  -8.0649151E-05
   36   4.1794624E-03  -1.1541098E-04
   37   4.1529450E-03  -1.4967184E-04
   38   4.1196349E-03  -1.8331571E-04
   39   4.0796678E-03  -2.1622284E-04
   40   4.0332031E-03  -2.4827058E-04
   41   3.9804252E-03  -2.7933319E-04
   42   3.9215441E-03  -3.0928175E-04
   43   3.8567956E-03  -3.3798419E-04
   44   3.7864425E-03  -3.6530528E-04
   45   3.7107752E-03  -3.9110652E-04
   46   3.6301110E-03  -4.1524669E-04
   47   3.5447969E-03  -4.3758111E-04
   48   3.4552065E-03  -4.5799623E-04
   49   3.3617301E-03  -4.7643636E-04
   50   3.2647645E-03  -4.9289616E-04
   51   3.1647011E-03  -5.0742107E-04
   52   3.0619161E-03  -5.2010706E-04
   53   2.9567752E-03  -5.3108046E-04
   54   2.8495943E-03  -5.4047629E-04
   55   2.7406810E-03  -5.4842659E-04
   56   2.6303113E-03  -5.5506282E-04
```

```
57   2.5187348E-03  -5.6051507E-04
58   2.4061756E-03  -5.6491183E-04
59   2.2928320E-03  -5.6837987E-04
60   2.1788773E-03  -5.7104296E-04
61   2.0644605E-03  -5.7302052E-04
62   1.9497071E-03  -5.7442752E-04
63   1.8347202E-03  -5.7537445E-04
64   1.7195810E-03  -5.7596725E-04
65   1.6043503E-03  -5.7630428E-04
66   1.4890706E-03  -5.7647062E-04
67   1.3737689E-03  -5.7653527E-04
68   1.2584598E-03  -5.7655106E-04
69   1.2007989E-03  -5.7655170E-04
```

```
+-------------------------------------------------------------------------------------------------------------------------------+
|                   PARATIEPLUS(TM)   NLS ENGINE RELEASE  2018.0    FULL VERSION  *Build date:Nov 13, 2017*                    |
|                                                                                                                               |
|                              NewProject.BaseDesignSection_28.SLERaraFrequenteQuasiPermanente_1153                             |
|                                       Exe Time : 4 September 2018 18:06:10                                                    |
+-------------------------------------------------------------------------------------------------------------------------------+
New Project


S T R E S S   R E S U L T S   F O R   G R O U P   N O.   1

0_L                                                              :
ELEMENT TYPE    5 NO.OF ELEMENTS. IN THIS GROUP   69
C U R R E N T   T I M E   I S      4.0000

 HARDENING 2D SOIL ELEMENT

 ****** TOTAL STRESS FORMULATION *****

  EL *   FORCE     DISPL-Y  VERTICAL-P  HORIZON.-P     MAX-V-P     MAX-H-P           STATE   STIFFNESS Z-LEVEL      PORE
E FACTOR    UFACTOR       Peq           Su_a         Su_p     LAYER
 ------------------------------------------------------------------------------------------------------------------------------
-------------------------------------------------------------------------------------------
   1 D  3.6238E-04 -1.2383E-03  1.0882E-02  3.6238E-03  1.0882E-02  0.7420          ACTIVE   0.000       0.000       0.000
1.000       1.000      3.6238E-03   0.000       0.000     DI1_164_167_L_0
   2 D  0.2162     -1.3873E-03   3.246       1.081       3.246       13.92          ACTIVE   0.000     -0.2000       0.000
1.000       1.000       1.081       0.000       0.000     DI1_164_167_L_0
   3 D  0.4424     -1.5360E-03   6.643       2.212       6.643       28.49          ACTIVE   0.000     -0.4000       0.000
1.000       1.000       2.212       0.000       0.000     DI1_164_167_L_0
   4 D   3.234     -1.6838E-03   10.25       16.17       10.25       43.96           UL-RL   9238.     -0.6000       0.000
1.000       1.000       16.17       0.000       0.000     DI1_164_167_L_0
   5 D   4.267     -1.8305E-03   14.01       21.34       14.01       49.70           UL-RL   9238.     -0.8000       0.000
1.000       1.000       21.34       0.000       0.000     DI1_164_167_L_0
   6 D   4.120     -1.9755E-03   17.84       20.60       17.84       49.55           UL-RL   9238.      -1.000       0.000
1.000       1.000       20.60       0.000       0.000     DI1_164_167_L_0
   7 D   3.933     -2.1187E-03   21.67       19.66       21.67       49.19           UL-RL   9238.      -1.200       0.000
1.000       1.000       19.66       0.000       0.000     DI1_164_167_L_0
   8 D   3.723     -2.2595E-03   25.73       18.62       25.73       48.72           UL-RL   9238.      -1.400       0.000
1.000       1.000       18.62       0.000       0.000     DI1_164_167_L_0
   9 D   3.505     -2.3976E-03   30.08       17.53       30.08       48.20           UL-RL   9238.      -1.600       0.000
1.000       1.000       17.53       0.000       0.000     DI1_164_167_L_0
  10 D   3.288     -2.5328E-03   34.22       16.44       34.22       47.68           UL-RL   9238.      -1.800       0.000
1.000       1.000       16.44       0.000       0.000     DI1_164_167_L_0
  11 D   3.078     -2.6647E-03   38.20       15.39       38.20       47.19           UL-RL   9238.      -2.000       0.000
1.000       1.000       15.39       0.000       0.000     DI1_164_167_L_0
  12 D   2.879     -2.7929E-03   41.58       14.39       41.58       46.75           UL-RL   9238.      -2.200       0.000
1.000       1.000       14.39       0.000       0.000     DI1_164_167_L_0
  13 D   3.023     -2.9172E-03   45.39       15.12       45.39       46.37          ACTIVE   0.000      -2.400       0.000
1.000       1.000       15.12       0.000       0.000     DI1_164_167_L_0
  14 D   3.272     -3.0372E-03   49.13       16.36       49.13       46.07          ACTIVE   0.000      -2.600       0.000
1.000       1.000       16.36       0.000       0.000     DI1_164_167_L_0
  15 D   3.516     -3.1528E-03   52.79       17.58       52.79       45.84          ACTIVE   0.000      -2.800       0.000
1.000       1.000       17.58       0.000       0.000     DI1_164_167_L_0
  16 D   3.757     -3.2635E-03   56.41       18.78       56.41       45.70          ACTIVE   0.000      -3.000       0.000
1.000       1.000       18.78       0.000       0.000     DI1_164_167_L_0
  17 D   3.994     -3.3692E-03   59.97       19.97       59.97       45.64          ACTIVE   0.000      -3.200       0.000
1.000       1.000       19.97       0.000       0.000     DI1_164_167_L_0
  18 D   4.208     -3.4697E-03   63.19       21.04       63.19       45.68          ACTIVE   0.000      -3.400       0.000
1.000       1.000       21.04       0.000       0.000     DI1_164_167_L_0
  19 D   4.443     -3.5646E-03   66.71       22.21       66.71       45.80          ACTIVE   0.000      -3.600       0.000
1.000       1.000       22.21       0.000       0.000     DI1_164_167_L_0
  20 D   4.675     -3.6537E-03   70.19       23.37       70.19       46.02          ACTIVE   0.000      -3.800       0.000
1.000       1.000       23.37       0.000       0.000     DI1_164_167_L_0
  21 D   4.906     -3.7369E-03   73.66       24.53       73.66       46.32          ACTIVE   0.000      -4.000       0.000
1.000       1.000       24.53       0.000       0.000     DI1_164_167_L_0
  22 D   5.135     -3.8140E-03   77.10       25.67       77.10       46.71          ACTIVE   0.000      -4.200       0.000
1.000       1.000       25.67       0.000       0.000     DI1_164_167_L_0
  23 D   5.346     -3.8847E-03   80.28       26.73       80.28       47.18          ACTIVE   0.000      -4.400       0.000
1.000       1.000       26.73       0.000       0.000     DI1_164_167_L_0
  24 D   5.574     -3.9489E-03   83.70       27.87       83.70       47.74          ACTIVE   0.000      -4.600       0.000
1.000       1.000       27.87       0.000       0.000     DI1_164_167_L_0
```

25 D	5.801	-4.0065E-03	87.10	29.00	87.10	48.38	ACTIVE	0.000	-4.800	0.000
1.000	1.000	29.00	0.000	0.000	DI1_164_167_L_0					
26 D	5.121	-4.0573E-03	90.49	25.61	90.49	52.15	ACTIVE	0.000	-5.000	0.000
1.000	1.000	25.61	0.000	0.000	DI2_165_168_L_0					
27 D	5.321	-4.1013E-03	93.86	26.60	93.86	51.99	ACTIVE	0.000	-5.200	0.000
1.000	1.000	26.60	0.000	0.000	DI2_165_168_L_0					
28 D	5.507	-4.1383E-03	97.03	27.54	97.03	51.99	ACTIVE	0.000	-5.400	0.000
1.000	1.000	27.54	0.000	0.000	DI2_165_168_L_0					
29 D	5.706	-4.1683E-03	100.4	28.53	100.4	52.16	ACTIVE	0.000	-5.600	0.000
1.000	1.000	28.53	0.000	0.000	DI2_165_168_L_0					
30 D	5.904	-4.1912E-03	103.7	29.52	103.7	52.86	ACTIVE	0.000	-5.800	0.000
1.000	1.000	29.52	0.000	0.000	DI2_165_168_L_0					
31 D	6.101	-4.2070E-03	107.1	30.51	107.1	54.34	ACTIVE	0.000	-6.000	0.000
1.000	1.000	30.51	0.000	0.000	DI2_165_168_L_0					
32 D	6.298	-4.2157E-03	110.4	31.49	110.4	55.83	ACTIVE	0.000	-6.200	0.000
1.000	1.000	31.49	0.000	0.000	DI2_165_168_L_0					
33 D	6.495	-4.2173E-03	113.8	32.47	113.8	57.32	ACTIVE	0.000	-6.400	0.000
1.000	1.000	32.47	0.000	0.000	DI2_165_168_L_0					
34 D	6.681	-4.2117E-03	116.9	33.41	116.9	58.81	ACTIVE	0.000	-6.600	0.000
1.000	1.000	33.41	0.000	0.000	DI2_165_168_L_0					
35 D	6.877	-4.1991E-03	120.2	34.39	120.2	60.31	ACTIVE	0.000	-6.800	0.000
1.000	1.000	34.39	0.000	0.000	DI2_165_168_L_0					
36 D	7.073	-4.1795E-03	123.6	35.37	123.6	61.81	ACTIVE	0.000	-7.000	0.000
1.000	1.000	35.37	0.000	0.000	DI2_165_168_L_0					
37 D	7.269	-4.1529E-03	126.9	36.34	126.9	63.31	ACTIVE	0.000	-7.200	0.000
1.000	1.000	36.34	0.000	0.000	DI2_165_168_L_0					
38 D	7.464	-4.1196E-03	130.2	37.32	130.2	64.81	ACTIVE	0.000	-7.400	0.000
1.000	1.000	37.32	0.000	0.000	DI2_165_168_L_0					
39 D	7.650	-4.0797E-03	133.3	38.25	133.3	66.31	ACTIVE	0.000	-7.600	0.000
1.000	1.000	38.25	0.000	0.000	DI2_165_168_L_0					
40 D	7.845	-4.0332E-03	136.7	39.23	136.7	67.82	ACTIVE	0.000	-7.800	0.000
1.000	1.000	39.23	0.000	0.000	DI2_165_168_L_0					
41 D	8.040	-3.9804E-03	140.0	40.20	140.0	69.33	ACTIVE	0.000	-8.000	0.000
1.000	1.000	40.20	0.000	0.000	DI2_165_168_L_0					
42 D	8.235	-3.9215E-03	143.3	41.17	143.3	70.84	ACTIVE	0.000	-8.200	0.000
1.000	1.000	41.17	0.000	0.000	DI2_165_168_L_0					
43 D	8.429	-3.8568E-03	146.5	42.14	146.5	72.35	ACTIVE	0.000	-8.400	0.000
1.000	1.000	42.14	0.000	0.000	DI2_165_168_L_0					
44 D	8.623	-3.7864E-03	149.8	43.12	149.8	73.86	ACTIVE	0.000	-8.600	0.000
1.000	1.000	43.12	0.000	0.000	DI2_165_168_L_0					
45 D	8.810	-3.7108E-03	153.0	44.05	153.0	75.38	ACTIVE	0.000	-8.800	0.000
1.000	1.000	44.05	0.000	0.000	DI2_165_168_L_0					
46 D	9.004	-3.6301E-03	156.3	45.02	156.3	76.90	ACTIVE	0.000	-9.000	0.000
1.000	1.000	45.02	0.000	0.000	DI2_165_168_L_0					
47 D	9.198	-3.5448E-03	159.6	45.99	159.6	78.42	ACTIVE	0.000	-9.200	0.000
1.000	1.000	45.99	0.000	0.000	DI2_165_168_L_0					
48 D	9.391	-3.4552E-03	162.9	46.96	162.9	79.94	ACTIVE	0.000	-9.400	0.000
1.000	1.000	46.96	0.000	0.000	DI2_165_168_L_0					
49 D	9.585	-3.3617E-03	166.1	47.92	166.1	81.46	ACTIVE	0.000	-9.600	0.000
1.000	1.000	47.92	0.000	0.000	DI2_165_168_L_0					
50 D	9.772	-3.2648E-03	169.3	48.86	169.3	82.99	ACTIVE	0.000	-9.800	0.000
1.000	1.000	48.86	0.000	0.000	DI2_165_168_L_0					
51 D	9.965	-3.1647E-03	172.6	49.82	172.6	84.52	ACTIVE	0.000	-10.00	0.000
1.000	1.000	49.82	0.000	0.000	DI2_165_168_L_0					
52 D	10.16	-3.0619E-03	175.9	50.79	175.9	86.05	ACTIVE	0.000	-10.20	0.000
1.000	1.000	50.79	0.000	0.000	DI2_165_168_L_0					
53 D	10.35	-2.9568E-03	179.1	51.76	179.1	87.58	ACTIVE	0.000	-10.40	0.000
1.000	1.000	51.76	0.000	0.000	DI2_165_168_L_0					
54 D	10.54	-2.8496E-03	182.4	52.72	182.4	89.11	ACTIVE	0.000	-10.60	0.000
1.000	1.000	52.72	0.000	0.000	DI2_165_168_L_0					
55 D	10.74	-2.7407E-03	185.7	53.69	185.7	90.64	ACTIVE	0.000	-10.80	0.000
1.000	1.000	53.69	0.000	0.000	DI2_165_168_L_0					
56 D	10.92	-2.6303E-03	188.8	54.62	188.8	92.18	ACTIVE	0.000	-11.00	0.000
1.000	1.000	54.62	0.000	0.000	DI2_165_168_L_0					
57 D	11.12	-2.5187E-03	192.1	55.59	192.1	93.72	ACTIVE	0.000	-11.20	0.000
1.000	1.000	55.59	0.000	0.000	DI2_165_168_L_0					
58 D	11.31	-2.4062E-03	195.4	56.55	195.4	95.25	ACTIVE	0.000	-11.40	0.000
1.000	1.000	56.55	0.000	0.000	DI2_165_168_L_0					
59 D	11.50	-2.2928E-03	198.6	57.51	198.6	96.79	ACTIVE	0.000	-11.60	0.000
1.000	1.000	57.51	0.000	0.000	DI2_165_168_L_0					
60 D	11.70	-2.1789E-03	201.9	58.48	201.9	98.33	ACTIVE	0.000	-11.80	0.000
1.000	1.000	58.48	0.000	0.000	DI2_165_168_L_0					
61 D	11.88	-2.0645E-03	205.1	59.41	205.1	99.88	ACTIVE	0.000	-12.00	0.000
1.000	1.000	59.41	0.000	0.000	DI2_165_168_L_0					

```
   62 D   12.06     -1.9497E-03   208.2       60.32       208.2       101.4          ACTIVE   0.000      -12.20       0.000
1.000       1.000       60.32       0.000       0.000     DI2_165_168_L_0
   63 D   12.25     -1.8347E-03   211.2       61.23       211.2       103.0          ACTIVE   0.000      -12.40       0.000
1.000       1.000       61.23       0.000       0.000     DI2_165_168_L_0
   64 D   12.79     -1.7196E-03   214.3       63.94       214.3       104.5           UL-RL  2.2265E+04  -12.60       0.000
1.000       1.000       63.94       0.000       0.000     DI2_165_168_L_0
   65 D   13.67     -1.6044E-03   217.4       68.34       217.4       106.1           UL-RL  2.2265E+04  -12.80       0.000
1.000       1.000       68.34       0.000       0.000     DI2_165_168_L_0
   66 D   14.55     -1.4891E-03   220.5       72.73       220.5       107.6           UL-RL  2.2265E+04  -13.00       0.000
1.000       1.000       72.73       0.000       0.000     DI2_165_168_L_0
   67 D   15.43     -1.3738E-03   223.6       77.13       223.6       109.2           UL-RL  2.2265E+04  -13.20       0.000
1.000       1.000       77.13       0.000       0.000     DI2_165_168_L_0
   68 D   12.23     -1.2585E-03   226.7       81.53       226.7       110.7           UL-RL  2.2265E+04  -13.40       0.000
1.000       1.000       81.53       0.000       0.000     DI2_165_168_L_0
   69 D   4.186     -1.2008E-03   228.3       83.73       228.3       111.5           UL-RL  2.2265E+04  -13.50       0.000
1.000       1.000       83.73       0.000       0.000     DI2_165_168_L_0
```

```
+-----------------------------------------------------------------------------------------------------------------------+
|                  PARATIEPLUS(TM)   NLS ENGINE RELEASE  2018.0    FULL VERSION  *Build date:Nov 13, 2017*              |
|                                                                                                                       |
|                         NewProject.BaseDesignSection_28.SLERaraFrequenteQuasiPermanente_1153                          |
|                                 Exe Time : 4 September 2018 18:06:10                                                  |
+-----------------------------------------------------------------------------------------------------------------------+
New Project


S T R E S S   R E S U L T S   F O R   G R O U P   N O.   2

0_R                                                                  :
ELEMENT TYPE    5 NO.OF ELEMENTS. IN THIS GROUP   69
C U R R E N T   T I M E   I S     4.0000

 HARDENING 2D SOIL ELEMENT

 ****** TOTAL STRESS FORMULATION *****

 EL *   FORCE     DISPL-Y  VERTICAL-P  HORIZON.-P     MAX-V-P     MAX-H-P          STATE   STIFFNESS Z-LEVEL      PORE
E FACTOR    UFACTOR       Peq          Su_a        Su_p     LAYER
 ---------------------------------------------------------------------------------------------------------------------------
-----------------------------------------------------------------------------------------------
   1     0.000         --          --          --          --          --          REMOVED     --        0.000       0.000
1.000       1.000       0.000       0.000       0.000     not available
   2     0.000         --          --          --          --          --          REMOVED     --      -0.2000       0.000
1.000       1.000       0.000       0.000       0.000     not available
   3     0.000         --          --          --          --          --          REMOVED     --      -0.4000       0.000
1.000       1.000       0.000       0.000       0.000     not available
   4     0.000         --          --          --          --          --          REMOVED     --      -0.6000       0.000
1.000       1.000       0.000       0.000       0.000     not available
   5     0.000         --          --          --          --          --          REMOVED     --      -0.8000       0.000
1.000       1.000       0.000       0.000       0.000     not available
   6     0.000         --          --          --          --          --          REMOVED     --       -1.000       0.000
1.000       1.000       0.000       0.000       0.000     not available
   7     0.000         --          --          --          --          --          REMOVED     --       -1.200       0.000
1.000       1.000       0.000       0.000       0.000     not available
   8     0.000         --          --          --          --          --          REMOVED     --       -1.400       0.000
1.000       1.000       0.000       0.000       0.000     not available
   9     0.000         --          --          --          --          --          REMOVED     --       -1.600       0.000
1.000       1.000       0.000       0.000       0.000     not available
  10     0.000         --          --          --          --          --          REMOVED     --       -1.800       0.000
1.000       1.000       0.000       0.000       0.000     not available
  11     0.000         --          --          --          --          --          REMOVED     --       -2.000       0.000
1.000       1.000       0.000       0.000       0.000     not available
  12     0.000         --          --          --          --          --          REMOVED     --       -2.200       0.000
1.000       1.000       0.000       0.000       0.000     not available
  13     0.000         --          --          --          --          --          REMOVED     --       -2.400       0.000
1.000       1.000       0.000       0.000       0.000     not available
  14     0.000         --          --          --          --          --          REMOVED     --       -2.600       0.000
1.000       1.000       0.000       0.000       0.000     not available
  15     0.000         --          --          --          --          --          REMOVED     --       -2.800       0.000
1.000       1.000       0.000       0.000       0.000     not available
  16     0.000         --          --          --          --          --          REMOVED     --       -3.000       0.000
1.000       1.000       0.000       0.000       0.000     not available
  17     0.000         --          --          --          --          --          REMOVED     --       -3.200       0.000
1.000       1.000       0.000       0.000       0.000     not available
  18     0.000         --          --          --          --          --          REMOVED     --       -3.400       0.000
1.000       1.000       0.000       0.000       0.000     not available
  19     0.000         --          --          --          --          --          REMOVED     --       -3.600       0.000
1.000       1.000       0.000       0.000       0.000     not available
  20     0.000         --          --          --          --          --          REMOVED     --       -3.800       0.000
1.000       1.000       0.000       0.000       0.000     not available
  21     0.000         --          --          --          --          --          REMOVED     --       -4.000       0.000
1.000       1.000       0.000       0.000       0.000     not available
  22     0.000         --          --          --          --          --          REMOVED     --       -4.200       0.000
1.000       1.000       0.000       0.000       0.000     not available
  23     0.000         --          --          --          --          --          REMOVED     --       -4.400       0.000
1.000       1.000       0.000       0.000       0.000     not available
  24     0.000         --          --          --          --          --          REMOVED     --       -4.600       0.000
1.000       1.000       0.000       0.000       0.000     not available
```

25	0.000	--	--	--	--	--	REMOVED	--	-4.800	0.000		
1.000	1.000	0.000	0.000	0.000	not available							
26	0.000	--	--	--	--	--	REMOVED	--	-5.000	0.000		
1.000	1.000	0.000	0.000	0.000	not available							
27	0.000	--	--	--	--	--	REMOVED	--	-5.200	0.000		
1.000	1.000	0.000	0.000	0.000	not available							
28	0.000	--	--	--	--	--	REMOVED	--	-5.400	0.000		
1.000	1.000	0.000	0.000	0.000	not available							
29	0.000	--	--	--	--	--	REMOVED	--	-5.600	0.000		
1.000	1.000	0.000	0.000	0.000	not available							
30	0.000	--	--	--	--	--	REMOVED	--	-5.800	0.000		
1.000	1.000	0.000	0.000	0.000	not available							
31	0.000	--	--	--	--	--	REMOVED	--	-6.000	0.000		
1.000	1.000	0.000	0.000	0.000	not available							
32	0.000	--	--	--	--	--	REMOVED	--	-6.200	0.000		
1.000	1.000	0.000	0.000	0.000	not available							
33	0.000	--	--	--	--	--	REMOVED	--	-6.400	0.000		
1.000	1.000	0.000	0.000	0.000	not available							
34	0.000	--	--	--	--	--	REMOVED	--	-6.600	0.000		
1.000	1.000	0.000	0.000	0.000	not available							
35	0.000	--	--	--	--	--	REMOVED	--	-6.800	0.000		
1.000	1.000	0.000	0.000	0.000	not available							
36	0.000	--	--	--	--	--	REMOVED	--	-7.000	0.000		
1.000	1.000	0.000	0.000	0.000	not available							
37	0.000	--	--	--	--	--	REMOVED	--	-7.200	0.000		
1.000	1.000	0.000	0.000	0.000	not available							
38	0.000	--	--	--	--	--	REMOVED	--	-7.400	0.000		
1.000	1.000	0.000	0.000	0.000	not available							
39	0.000	--	--	--	--	--	REMOVED	--	-7.600	0.000		
1.000	1.000	0.000	0.000	0.000	not available							
40	0.000	--	--	--	--	--	REMOVED	--	-7.800	0.000		
1.000	1.000	0.000	0.000	0.000	not available							
41	0.000	--	--	--	--	--	REMOVED	--	-8.000	0.000		
1.000	1.000	0.000	0.000	0.000	not available							
42	0.000	--	--	--	--	--	REMOVED	--	-8.200	0.000		
1.000	1.000	0.000	0.000	0.000	not available							
43	0.000	--	--	--	--	--	REMOVED	--	-8.400	0.000		
1.000	1.000	0.000	0.000	0.000	not available							
44	0.000	--	--	--	--	--	REMOVED	--	-8.600	0.000		
1.000	1.000	0.000	0.000	0.000	not available							
45	0.000	--	--	--	--	--	REMOVED	--	-8.800	0.000		
1.000	1.000	0.000	0.000	0.000	not available							
46	0.000	--	--	--	--	--	REMOVED	--	-9.000	0.000		
1.000	1.000	0.000	0.000	0.000	not available							
47 D	4.211	3.5448E-03	3.200	21.05	147.2	79.01	PASSIVE	0.000	-9.200	0.000		
1.000	1.000	21.05	0.000	0.000	DI2_165_168_L_0							
48 D	7.513	3.4552E-03	6.400	37.57	150.4	80.44	PASSIVE	0.000	-9.400	0.000		
1.000	1.000	37.57	0.000	0.000	DI2_165_168_L_0							
49 D	10.82	3.3617E-03	9.600	54.08	153.6	81.86	PASSIVE	0.000	-9.600	0.000		
1.000	1.000	54.08	0.000	0.000	DI2_165_168_L_0							
50 D	14.12	3.2648E-03	12.80	70.59	156.8	83.28	PASSIVE	0.000	-9.800	0.000		
1.000	1.000	70.59	0.000	0.000	DI2_165_168_L_0							
51 D	17.42	3.1647E-03	16.00	87.10	160.0	87.10	PASSIVE	0.000	-10.00	0.000		
1.000	1.000	87.10	0.000	0.000	DI2_165_168_L_0							
52 D	18.41	3.0619E-03	19.20	92.05	163.2	92.05	V-C	1.2307E+04	-10.20	0.000		
1.000	1.000	92.05	0.000	0.000	DI2_165_168_L_0							
53 D	18.56	2.9568E-03	22.40	92.79	166.4	92.79	V-C	1.2307E+04	-10.40	0.000		
1.000	1.000	92.79	0.000	0.000	DI2_165_168_L_0							
54 D	18.68	2.8496E-03	25.60	93.42	169.6	93.42	V-C	1.2307E+04	-10.60	0.000		
1.000	1.000	93.42	0.000	0.000	DI2_165_168_L_0							
55 D	18.80	2.7407E-03	28.80	93.98	172.8	93.98	V-C	1.2307E+04	-10.80	0.000		
1.000	1.000	93.98	0.000	0.000	DI2_165_168_L_0							
56 D	18.89	2.6303E-03	32.00	94.47	176.0	94.47	V-C	1.2307E+04	-11.00	0.000		
1.000	1.000	94.47	0.000	0.000	DI2_165_168_L_0							
57 D	18.98	2.5187E-03	35.20	94.91	179.2	94.91	V-C	1.2307E+04	-11.20	0.000		
1.000	1.000	94.91	0.000	0.000	DI2_165_168_L_0							
58 D	19.06	2.4062E-03	38.40	95.31	182.4	95.31	V-C	1.2307E+04	-11.40	0.000		
1.000	1.000	95.31	0.000	0.000	DI2_165_168_L_0							
59 D	19.00	2.2928E-03	41.60	94.98	185.6	96.79	UL-RL	1.9691E+04	-11.60	0.000		
1.000	1.000	94.98	0.000	0.000	DI2_165_168_L_0							
60 D	18.92	2.1789E-03	44.80	94.58	188.8	98.33	UL-RL	1.9691E+04	-11.80	0.000		
1.000	1.000	94.58	0.000	0.000	DI2_165_168_L_0							
61 D	18.83	2.0645E-03	48.00	94.14	192.0	99.88	UL-RL	1.9691E+04	-12.00	0.000		
1.000	1.000	94.14	0.000	0.000	DI2_165_168_L_0							

```
   62 D   18.73      1.9497E-03   51.20       93.67       195.2       101.4          UL-RL  1.9691E+04  -12.20       0.000
1.000       1.000       93.67       0.000       0.000     DI2_165_168_L_0
   63 D   18.63      1.8347E-03   54.40       93.16       198.4       103.0          UL-RL  1.9691E+04  -12.40       0.000
1.000       1.000       93.16       0.000       0.000     DI2_165_168_L_0
   64 D   18.53      1.7196E-03   57.60       92.63       201.6       104.5          UL-RL  1.9691E+04  -12.60       0.000
1.000       1.000       92.63       0.000       0.000     DI2_165_168_L_0
   65 D   18.41      1.6044E-03   60.80       92.07       204.8       106.1          UL-RL  1.9691E+04  -12.80       0.000
1.000       1.000       92.07       0.000       0.000     DI2_165_168_L_0
   66 D   18.30      1.4891E-03   64.00       91.50       208.0       107.6          UL-RL  1.9691E+04  -13.00       0.000
1.000       1.000       91.50       0.000       0.000     DI2_165_168_L_0
   67 D   18.18      1.3738E-03   67.20       90.91       211.2       109.2          UL-RL  1.9691E+04  -13.20       0.000
1.000       1.000       90.91       0.000       0.000     DI2_165_168_L_0
   68 D   13.55      1.2585E-03   70.40       90.31       214.4       110.7          UL-RL  1.9691E+04  -13.40       0.000
1.000       1.000       90.31       0.000       0.000     DI2_165_168_L_0
   69 D   4.500      1.2008E-03   72.00       90.00       216.0       111.5          UL-RL  1.9691E+04  -13.50       0.000
1.000       1.000       90.00       0.000       0.000     DI2_165_168_L_0
```

```
+-----------------------------------------------------------------------------------------------------------------------+
|                  PARATIEPLUS(TM)   NLS ENGINE RELEASE  2018.0    FULL VERSION  *Build date:Nov 13, 2017*              |
|                                                                                                                       |
|                         NewProject.BaseDesignSection_28.SLERaraFrequenteQuasiPermanente_1153                          |
|                                 Exe Time : 4 September 2018 18:06:10                                                  |
+-----------------------------------------------------------------------------------------------------------------------+
New Project


S T R E S S   R E S U L T S   F O R   G R O U P   N O.   3

WallElement_33                                                  :
ELEMENT TYPE    2 NO.OF ELEMENTS. IN THIS GROUP   68
C U R R E N T   T I M E   I S     4.0000

 WALL2D ELEMENT

   EL      TA          TB          MA          MB
-----------------------------------------------------
    1 -123.03      123.03     7.19360E-11 -24.606
    2 -122.81      122.81      24.606     -49.168
    3 -122.37      122.37      49.168     -73.642
    4 -119.14      119.14      73.642     -97.469
    5 -114.87      114.87      97.469     -120.44
    6 -110.75      110.75      120.44     -142.59
    7 -106.82      106.82      142.59     -163.96
    8 -103.09      103.09      163.96     -184.57
    9 -99.587      99.587      184.57     -204.49
   10 -96.299      96.299      204.49     -223.75
   11 -93.221      93.221      223.75     -242.40
   12 -90.343      90.343      242.40     -260.46
   13 -87.319      87.319      260.46     -277.93
   14 -84.048      84.048      277.93     -294.74
   15 -80.532      80.532      294.74     -310.84
   16 -76.775      76.775      310.84     -326.20
   17 -72.781      72.781      326.20     -340.75
   18 -68.572      68.572      340.75     -354.47
   19 -64.130      64.130      354.47     -367.29
   20 -59.455      59.455      367.29     -379.19
   21 -54.549      54.549      379.19     -390.10
   22 -49.414      49.414      390.10     -399.98
   23 -44.068      44.068      399.98     -408.79
   24 -38.494      38.494      408.79     -416.49
   25 -32.693      32.693      416.49     -423.03
   26 -27.571      27.571      423.03     -428.54
   27 -22.251      22.251      428.54     -432.99
   28 -16.743      16.743      432.99     -436.34
   29 -11.037      11.037      436.34     -438.55
   30 -5.1336      5.1336      438.55     -439.58
   31 0.96753    -0.96753      439.58     -439.38
   32  7.2657     -7.2657      439.38     -437.93
   33  13.760     -13.760      437.93     -435.18
   34  20.441     -20.441      435.18     -431.09
   35  27.319     -27.319      431.09     -425.63
   36  34.392     -34.392      425.63     -418.75
   37  41.660     -41.660      418.75     -410.42
   38  49.124     -49.124      410.42     -400.59
   39  56.775     -56.775      400.59     -389.24
   40  64.620     -64.620      389.24     -376.31
   41  72.660     -72.660      376.31     -361.78
   42  80.895     -80.895      361.78     -345.60
   43  89.324     -89.324      345.60     -327.74
   44  97.947     -97.947      327.74     -308.15
   45  106.76     -106.76      308.15     -286.80
   46  115.76     -115.76      286.80     -263.64
   47  120.75     -120.75      263.64     -239.49
   48  122.62     -122.62      239.49     -214.97
   49  121.39     -121.39      214.97     -190.69
   50  117.05     -117.05      190.69     -167.28
   51  109.59     -109.59      167.28     -145.36
   52  101.34     -101.34      145.36     -125.09
```

53	93.133	-93.133	125.09	-106.47
54	84.993	-84.993	106.47	-89.469
55	76.934	-76.934	89.469	-74.083
56	68.964	-68.964	74.083	-60.290
57	61.100	-61.100	60.290	-48.070
58	53.343	-53.343	48.070	-37.401
59	45.848	-45.848	37.401	-28.231
60	38.627	-38.627	28.231	-20.506
61	31.681	-31.681	20.506	-14.170
62	25.012	-25.012	14.170	-9.1675
63	18.627	-18.627	9.1675	-5.4421
64	12.890	-12.890	5.4421	-2.8641
65	8.1428	-8.1428	2.8641	-1.2355
66	4.3889	-4.3889	1.2355	-0.35775
67	1.6318	-1.6318	0.35775	-3.14005E-02
68	0.31397	-0.31397	3.14005E-02	9.80160E-12

```
+-------------------------------------------------------------------------------------------------------------------------------+
|                   PARATIEPLUS(TM)   NLS ENGINE RELEASE  2018.0    FULL VERSION  *Build date:Nov 13, 2017*                    |
|                                                                                                                               |
|                          NewProject.BaseDesignSection_28.SLERaraFrequenteQuasiPermanente_1153                                 |
|                                   Exe Time : 4 September 2018 18:06:10                                                        |
+-------------------------------------------------------------------------------------------------------------------------------+
New Project


S T R E S S    R E S U L T S    F O R    G R O U P    N O.    4

Tieback_175                                                 :
ELEMENT TYPE    6 NO.OF ELEMENTS. IN THIS GROUP    1
C U R R E N T    T I M E    I S      4.0000

 POST-TENSION 2D-BOUNDARY ELEMENT

         EL    FORCE          d0          EDISPL     pl. eps          K     -ve limit   +ve limit
-------------------------------------------------------------------------------------------------------
 ANCHOR    1   142.06     -1.49175E-03  9.49412E-04   0.0000       1458.7       0.0000       0.0000     ELASTIC  ORIGINAL
YOUNG MODULUS

 ITER     0 RNORM = 0.000     RMNORM= 0.000
             RINORM=0.8004E+06 RIMNOR=0.1116E+08
             RENORM= 20.62     REMNOR=0.4181E-18 RATIO =0.5075E-02 TOLER =0.1000E-03  NOT CONVERGED
             RFMAX = 123.0     RMMAX = 439.6
             RTSMAL=0.1000E-02 RMSMAL=0.1000E-02
             RDT   =0.8004E+06 RDR   =0.1116E+08
             RATIOT=0.5075E-02 RATIOR= 0.000
             MAX UN=0.4160E-08 IEQ=    79 NODE     40 DOF   1  Y-DISPL.F
             MIN UN=-1.890     IEQ=    93 NODE     47 DOF   1  Y-DISPL.F
             NO. OF CONTACT CONSTRAINT VIOLATIONS     0


 ITER     2 RNORM = 0.000     RMNORM= 0.000
             RINORM=0.8004E+06 RIMNOR=0.1116E+08
             RENORM=0.4624E-02 REMNOR=0.5307E-18 RATIO =0.7600E-04 TOLER =0.1000E-03      CONVERGED !
             RFMAX = 123.0     RMMAX = 439.6
             RTSMAL=0.1000E-02 RMSMAL=0.1000E-02
             RDT   =0.8004E+06 RDR   =0.1116E+08
             RATIOT=0.7600E-04 RATIOR= 0.000
             MAX UN=0.5255E-02 IEQ=    35 NODE     18 DOF   1  Y-DISPL.F
             MIN UN=-.6779E-01 IEQ=    87 NODE     44 DOF   1  Y-DISPL.F
             NO. OF CONTACT CONSTRAINT VIOLATIONS     0
```

```
+-------------------------------------------------------------------------------------------------------------------------+
|                   PARATIEPLUS(TM)   NLS ENGINE RELEASE  2018.0    FULL VERSION  *Build date:Nov 13, 2017*              |
|                                                                                                                         |
|                            NewProject.BaseDesignSection_28.SLERaraFrequenteQuasiPermanente_1153                         |
|                                     Exe Time : 4 September 2018 18:06:10                                                |
+-------------------------------------------------------------------------------------------------------------------------+
New Project
SOLUTION REACHED USING     2 ITERATIONS ON   40

P R I N T   O U T   F O R   T I M E   S T E P    5     ( AT TIME   5.000     )

PRINT OUT OF ACTIVE COMPONENTS (FIXED NODES ARE NOT PRINTED OUT)

          Y-DISPL.F        X-ROT. F
            (02)             (04)           (
    1   1.2784867E-03   7.3471287E-04
    2   1.4253627E-03   7.3371412E-04
    3   1.5718393E-03   7.3071963E-04
    4   1.7175179E-03   7.2573475E-04
    5   1.8620025E-03   7.1878879E-04
    6   2.0049066E-03   7.0994167E-04
    7   2.1458569E-03   6.9926053E-04
    8   2.2844929E-03   6.8680988E-04
    9   2.4204669E-03   6.7265106E-04
   10   2.5534433E-03   6.5684201E-04
   11   2.6830974E-03   6.3943722E-04
   12   2.8091152E-03   6.2048774E-04
   13   2.9311927E-03   6.0004140E-04
   14   3.0490351E-03   5.7814584E-04
   15   3.1623578E-03   5.5485217E-04
   16   3.2708865E-03   5.3021545E-04
   17   3.3743589E-03   5.0429457E-04
   18   3.4725234E-03   4.7715270E-04
   19   3.5651430E-03   4.4885622E-04
   20   3.6519936E-03   4.1947530E-04
   21   3.7328653E-03   3.8908409E-04
   22   3.8075646E-03   3.5776012E-04
   23   3.8759127E-03   3.2558519E-04
   24   3.9377477E-03   2.9264457E-04
   25   3.9929254E-03   2.5902719E-04
   26   4.0413196E-03   2.2482572E-04
   27   4.0828225E-03   1.9012977E-04
   28   4.1173440E-03   1.5502497E-04
   29   4.1448112E-03   1.1960078E-04
   30   4.1651692E-03   8.3949823E-05
   31   4.1783824E-03   4.8168093E-05
   32   4.1844344E-03   1.2355173E-05
   33   4.1833292E-03  -2.3386508E-05
   34   4.1750916E-03  -5.8950600E-05
   35   4.1597681E-03  -9.4227628E-05
   36   4.1374272E-03  -1.2910482E-04
   37   4.1081607E-03  -1.6346586E-04
   38   4.0720834E-03  -1.9719157E-04
   39   4.0293346E-03  -2.3015888E-04
   40   3.9800788E-03  -2.6224160E-04
   41   3.9245056E-03  -2.9331024E-04
   42   3.8628312E-03  -3.2323195E-04
   43   3.7952984E-03  -3.5187052E-04
   44   3.7221778E-03  -3.7908636E-04
   45   3.6437686E-03  -4.0473590E-04
   46   3.5603979E-03  -4.2867457E-04
   47   3.4724224E-03  -4.5075921E-04
   48   3.3802245E-03  -4.7088890E-04
   49   3.2841997E-03  -4.8902628E-04
   50   3.1847468E-03  -5.0517976E-04
   51   3.0822568E-03  -5.1940555E-04
   52   2.9771036E-03  -5.3180557E-04
   53   2.8696505E-03  -5.4250830E-04
   54   2.7602097E-03  -5.5165055E-04
   55   2.6490854E-03  -5.5936590E-04
   56   2.5365496E-03  -5.6578707E-04
```

57	2.4228481E-03	-5.7104507E-04
58	2.3082005E-03	-5.7526909E-04
59	2.1928009E-03	-5.7858624E-04
60	2.0768182E-03	-5.8112049E-04
61	1.9603970E-03	-5.8299113E-04
62	1.8436584E-03	-5.8431241E-04
63	1.7267014E-03	-5.8519352E-04
64	1.6096034E-03	-5.8573860E-04
65	1.4924219E-03	-5.8604374E-04
66	1.3751964E-03	-5.8619127E-04
67	1.2579515E-03	-5.8624697E-04
68	1.1407004E-03	-5.8626005E-04
69	1.0820685E-03	-5.8626055E-04

```
+-------------------------------------------------------------------------------------------------------------------------------+
|                   PARATIEPLUS(TM)   NLS ENGINE RELEASE  2018.0    FULL VERSION  *Build date:Nov 13, 2017*                    |
|                                                                                                                               |
|                              NewProject.BaseDesignSection_28.SLERaraFrequenteQuasiPermanente_1153                             |
|                                       Exe Time : 4 September 2018 18:06:10                                                    |
+-------------------------------------------------------------------------------------------------------------------------------+
New Project


S T R E S S   R E S U L T S   F O R   G R O U P   N O.   1

0_L                                                              :
ELEMENT TYPE    5 NO.OF ELEMENTS. IN THIS GROUP   69
C U R R E N T   T I M E   I S      5.0000

 HARDENING 2D SOIL ELEMENT

 ****** TOTAL STRESS FORMULATION *****

  EL *   FORCE     DISPL-Y  VERTICAL-P  HORIZON.-P     MAX-V-P     MAX-H-P           STATE   STIFFNESS Z-LEVEL      PORE
E FACTOR    UFACTOR       Peq           Su_a         Su_p     LAYER
 ------------------------------------------------------------------------------------------------------------------------------
-------------------------------------------------------------------------------------------
   1 D  3.6238E-04 -1.2785E-03  1.0882E-02  3.6238E-03  1.0882E-02  0.7420          ACTIVE   0.000       0.000       0.000
1.000       1.000      3.6238E-03   0.000       0.000     DI1_164_167_L_0
   2 D  0.2162     -1.4254E-03   3.246       1.081       3.246       13.92          ACTIVE   0.000     -0.2000       0.000
1.000       1.000       1.081       0.000       0.000     DI1_164_167_L_0
   3 D  0.4424     -1.5718E-03   6.643       2.212       6.643       28.49          ACTIVE   0.000     -0.4000       0.000
1.000       1.000       2.212       0.000       0.000     DI1_164_167_L_0
   4 D   3.172     -1.7175E-03   10.25       15.86       10.25       43.96           UL-RL   9238.     -0.6000       0.000
1.000       1.000       15.86       0.000       0.000     DI1_164_167_L_0
   5 D   4.209     -1.8620E-03   14.01       21.05       14.01       49.70           UL-RL   9238.     -0.8000       0.000
1.000       1.000       21.05       0.000       0.000     DI1_164_167_L_0
   6 D   4.066     -2.0049E-03   17.84       20.33       17.84       49.55           UL-RL   9238.      -1.000       0.000
1.000       1.000       20.33       0.000       0.000     DI1_164_167_L_0
   7 D   3.882     -2.1459E-03   21.67       19.41       21.67       49.19           UL-RL   9238.      -1.200       0.000
1.000       1.000       19.41       0.000       0.000     DI1_164_167_L_0
   8 D   3.677     -2.2845E-03   25.73       18.38       25.73       48.72           UL-RL   9238.      -1.400       0.000
1.000       1.000       18.38       0.000       0.000     DI1_164_167_L_0
   9 D   3.463     -2.4205E-03   30.08       17.31       30.08       48.20           UL-RL   9238.      -1.600       0.000
1.000       1.000       17.31       0.000       0.000     DI1_164_167_L_0
  10 D   3.250     -2.5534E-03   34.22       16.25       34.22       47.68           UL-RL   9238.      -1.800       0.000
1.000       1.000       16.25       0.000       0.000     DI1_164_167_L_0
  11 D   3.044     -2.6831E-03   38.20       15.22       38.20       47.19           UL-RL   9238.      -2.000       0.000
1.000       1.000       15.22       0.000       0.000     DI1_164_167_L_0
  12 D   2.849     -2.8091E-03   41.58       14.24       41.58       46.75           UL-RL   9238.      -2.200       0.000
1.000       1.000       14.24       0.000       0.000     DI1_164_167_L_0
  13 D   3.023     -2.9312E-03   45.39       15.12       45.39       46.37          ACTIVE   0.000      -2.400       0.000
1.000       1.000       15.12       0.000       0.000     DI1_164_167_L_0
  14 D   3.272     -3.0490E-03   49.13       16.36       49.13       46.07          ACTIVE   0.000      -2.600       0.000
1.000       1.000       16.36       0.000       0.000     DI1_164_167_L_0
  15 D   3.516     -3.1624E-03   52.79       17.58       52.79       45.84          ACTIVE   0.000      -2.800       0.000
1.000       1.000       17.58       0.000       0.000     DI1_164_167_L_0
  16 D   3.757     -3.2709E-03   56.41       18.78       56.41       45.70          ACTIVE   0.000      -3.000       0.000
1.000       1.000       18.78       0.000       0.000     DI1_164_167_L_0
  17 D   3.994     -3.3744E-03   59.97       19.97       59.97       45.64          ACTIVE   0.000      -3.200       0.000
1.000       1.000       19.97       0.000       0.000     DI1_164_167_L_0
  18 D   4.208     -3.4725E-03   63.19       21.04       63.19       45.68          ACTIVE   0.000      -3.400       0.000
1.000       1.000       21.04       0.000       0.000     DI1_164_167_L_0
  19 D   4.443     -3.5651E-03   66.71       22.21       66.71       45.80          ACTIVE   0.000      -3.600       0.000
1.000       1.000       22.21       0.000       0.000     DI1_164_167_L_0
  20 D   4.678     -3.6520E-03   70.19       23.39       70.19       46.02           UL-RL   9238.      -3.800       0.000
1.000       1.000       23.39       0.000       0.000     DI1_164_167_L_0
  21 D   4.913     -3.7329E-03   73.66       24.57       73.66       46.32           UL-RL   9238.      -4.000       0.000
1.000       1.000       24.57       0.000       0.000     DI1_164_167_L_0
  22 D   5.147     -3.8076E-03   77.10       25.73       77.10       46.71           UL-RL   9238.      -4.200       0.000
1.000       1.000       25.73       0.000       0.000     DI1_164_167_L_0
  23 D   5.363     -3.8759E-03   80.28       26.81       80.28       47.18           UL-RL   9238.      -4.400       0.000
1.000       1.000       26.81       0.000       0.000     DI1_164_167_L_0
  24 D   5.595     -3.9377E-03   83.70       27.97       83.70       47.74           UL-RL   9238.      -4.600       0.000
1.000       1.000       27.97       0.000       0.000     DI1_164_167_L_0
```

25 D	5.826	-3.9929E-03	87.10	29.13	87.10	48.38	UL-RL	9238.	-4.800	0.000		
1.000	1.000	29.13	0.000	0.000	DI1_164_167_L_0							
26 D	5.193	-4.0413E-03	90.49	25.96	90.49	52.15	UL-RL	2.2265E+04	-5.000	0.000		
1.000	1.000	25.96	0.000	0.000	DI2_165_168_L_0							
27 D	5.403	-4.0828E-03	93.86	27.02	93.86	51.99	UL-RL	2.2265E+04	-5.200	0.000		
1.000	1.000	27.02	0.000	0.000	DI2_165_168_L_0							
28 D	5.601	-4.1173E-03	97.03	28.00	97.03	51.99	UL-RL	2.2265E+04	-5.400	0.000		
1.000	1.000	28.00	0.000	0.000	DI2_165_168_L_0							
29 D	5.811	-4.1448E-03	100.4	29.05	100.4	52.16	UL-RL	2.2265E+04	-5.600	0.000		
1.000	1.000	29.05	0.000	0.000	DI2_165_168_L_0							
30 D	6.020	-4.1652E-03	103.7	30.10	103.7	52.86	UL-RL	2.2265E+04	-5.800	0.000		
1.000	1.000	30.10	0.000	0.000	DI2_165_168_L_0							
31 D	6.229	-4.1784E-03	107.1	31.14	107.1	54.34	UL-RL	2.2265E+04	-6.000	0.000		
1.000	1.000	31.14	0.000	0.000	DI2_165_168_L_0							
32 D	6.437	-4.1844E-03	110.4	32.19	110.4	55.83	UL-RL	2.2265E+04	-6.200	0.000		
1.000	1.000	32.19	0.000	0.000	DI2_165_168_L_0							
33 D	6.646	-4.1833E-03	113.8	33.23	113.8	57.32	UL-RL	2.2265E+04	-6.400	0.000		
1.000	1.000	33.23	0.000	0.000	DI2_165_168_L_0							
34 D	6.844	-4.1751E-03	116.9	34.22	116.9	58.81	UL-RL	2.2265E+04	-6.600	0.000		
1.000	1.000	34.22	0.000	0.000	DI2_165_168_L_0							
35 D	7.052	-4.1598E-03	120.2	35.26	120.2	60.31	UL-RL	2.2265E+04	-6.800	0.000		
1.000	1.000	35.26	0.000	0.000	DI2_165_168_L_0							
36 D	7.260	-4.1374E-03	123.6	36.30	123.6	61.81	UL-RL	2.2265E+04	-7.000	0.000		
1.000	1.000	36.30	0.000	0.000	DI2_165_168_L_0							
37 D	7.468	-4.1082E-03	126.9	37.34	126.9	63.31	UL-RL	2.2265E+04	-7.200	0.000		
1.000	1.000	37.34	0.000	0.000	DI2_165_168_L_0							
38 D	7.676	-4.0721E-03	130.2	38.38	130.2	64.81	UL-RL	2.2265E+04	-7.400	0.000		
1.000	1.000	38.38	0.000	0.000	DI2_165_168_L_0							
39 D	7.875	-4.0293E-03	133.3	39.37	133.3	66.31	UL-RL	2.2265E+04	-7.600	0.000		
1.000	1.000	39.37	0.000	0.000	DI2_165_168_L_0							
40 D	8.082	-3.9801E-03	136.7	40.41	136.7	67.82	UL-RL	2.2265E+04	-7.800	0.000		
1.000	1.000	40.41	0.000	0.000	DI2_165_168_L_0							
41 D	8.289	-3.9245E-03	140.0	41.45	140.0	69.33	UL-RL	2.2265E+04	-8.000	0.000		
1.000	1.000	41.45	0.000	0.000	DI2_165_168_L_0							
42 D	8.496	-3.8628E-03	143.3	42.48	143.3	70.84	UL-RL	2.2265E+04	-8.200	0.000		
1.000	1.000	42.48	0.000	0.000	DI2_165_168_L_0							
43 D	8.703	-3.7953E-03	146.5	43.51	146.5	72.35	UL-RL	2.2265E+04	-8.400	0.000		
1.000	1.000	43.51	0.000	0.000	DI2_165_168_L_0							
44 D	8.909	-3.7222E-03	149.8	44.55	149.8	73.86	UL-RL	2.2265E+04	-8.600	0.000		
1.000	1.000	44.55	0.000	0.000	DI2_165_168_L_0							
45 D	9.108	-3.6438E-03	153.0	45.54	153.0	75.38	UL-RL	2.2265E+04	-8.800	0.000		
1.000	1.000	45.54	0.000	0.000	DI2_165_168_L_0							
46 D	9.314	-3.5604E-03	156.3	46.57	156.3	76.90	UL-RL	2.2265E+04	-9.000	0.000		
1.000	1.000	46.57	0.000	0.000	DI2_165_168_L_0							
47 D	9.520	-3.4724E-03	159.6	47.60	159.6	78.42	UL-RL	2.2265E+04	-9.200	0.000		
1.000	1.000	47.60	0.000	0.000	DI2_165_168_L_0							
48 D	9.725	-3.3802E-03	162.9	48.63	162.9	79.94	UL-RL	2.2265E+04	-9.400	0.000		
1.000	1.000	48.63	0.000	0.000	DI2_165_168_L_0							
49 D	9.930	-3.2842E-03	166.1	49.65	166.1	81.46	UL-RL	2.2265E+04	-9.600	0.000		
1.000	1.000	49.65	0.000	0.000	DI2_165_168_L_0							
50 D	10.13	-3.1847E-03	169.3	50.64	169.3	82.99	UL-RL	2.2265E+04	-9.800	0.000		
1.000	1.000	50.64	0.000	0.000	DI2_165_168_L_0							
51 D	10.33	-3.0823E-03	172.6	51.66	172.6	84.52	UL-RL	2.2265E+04	-10.00	0.000		
1.000	1.000	51.66	0.000	0.000	DI2_165_168_L_0							
52 D	10.54	-2.9771E-03	175.9	52.68	175.9	86.05	UL-RL	2.2265E+04	-10.20	0.000		
1.000	1.000	52.68	0.000	0.000	DI2_165_168_L_0							
53 D	10.74	-2.8697E-03	179.1	53.70	179.1	87.58	UL-RL	2.2265E+04	-10.40	0.000		
1.000	1.000	53.70	0.000	0.000	DI2_165_168_L_0							
54 D	10.94	-2.7602E-03	182.4	54.71	182.4	89.11	UL-RL	2.2265E+04	-10.60	0.000		
1.000	1.000	54.71	0.000	0.000	DI2_165_168_L_0							
55 D	11.15	-2.6491E-03	185.7	55.73	185.7	90.64	UL-RL	2.2265E+04	-10.80	0.000		
1.000	1.000	55.73	0.000	0.000	DI2_165_168_L_0							
56 D	11.34	-2.5365E-03	188.8	56.71	188.8	92.18	UL-RL	2.2265E+04	-11.00	0.000		
1.000	1.000	56.71	0.000	0.000	DI2_165_168_L_0							
57 D	11.54	-2.4228E-03	192.1	57.72	192.1	93.72	UL-RL	2.2265E+04	-11.20	0.000		
1.000	1.000	57.72	0.000	0.000	DI2_165_168_L_0							
58 D	11.75	-2.3082E-03	195.4	58.73	195.4	95.25	UL-RL	2.2265E+04	-11.40	0.000		
1.000	1.000	58.73	0.000	0.000	DI2_165_168_L_0							
59 D	11.95	-2.1928E-03	198.6	59.74	198.6	96.79	UL-RL	2.2265E+04	-11.60	0.000		
1.000	1.000	59.74	0.000	0.000	DI2_165_168_L_0							
60 D	12.15	-2.0768E-03	201.9	60.75	201.9	98.33	UL-RL	2.2265E+04	-11.80	0.000		
1.000	1.000	60.75	0.000	0.000	DI2_165_168_L_0							
61 D	12.35	-1.9604E-03	205.1	61.73	205.1	99.88	UL-RL	2.2265E+04	-12.00	0.000		
1.000	1.000	61.73	0.000	0.000	DI2_165_168_L_0							

```
  62 D   12.54     -1.8437E-03   208.2       62.68       208.2       101.4          UL-RL  2.2265E+04  -12.20       0.000
1.000       1.000       62.68       0.000       0.000     DI2_165_168_L_0
  63 D   12.73     -1.7267E-03   211.2       63.64       211.2       103.0          UL-RL  2.2265E+04  -12.40       0.000
1.000       1.000       63.64       0.000       0.000     DI2_165_168_L_0
  64 D   13.28     -1.6096E-03   214.3       66.39       214.3       104.5          UL-RL  2.2265E+04  -12.60       0.000
1.000       1.000       66.39       0.000       0.000     DI2_165_168_L_0
  65 D   14.17     -1.4924E-03   217.4       70.83       217.4       106.1          UL-RL  2.2265E+04  -12.80       0.000
1.000       1.000       70.83       0.000       0.000     DI2_165_168_L_0
  66 D   15.05     -1.3752E-03   220.5       75.27       220.5       107.6          UL-RL  2.2265E+04  -13.00       0.000
1.000       1.000       75.27       0.000       0.000     DI2_165_168_L_0
  67 D   15.94     -1.2580E-03   223.6       79.71       223.6       109.2          UL-RL  2.2265E+04  -13.20       0.000
1.000       1.000       79.71       0.000       0.000     DI2_165_168_L_0
  68 D   12.62     -1.1407E-03   226.7       84.15       226.7       110.7          UL-RL  2.2265E+04  -13.40       0.000
1.000       1.000       84.15       0.000       0.000     DI2_165_168_L_0
  69 D   4.318     -1.0821E-03   228.3       86.37       228.3       111.5          UL-RL  2.2265E+04  -13.50       0.000
1.000       1.000       86.37       0.000       0.000     DI2_165_168_L_0
```

```
+-----------------------------------------------------------------------------------------------------------------------+
|                  PARATIEPLUS(TM)   NLS ENGINE RELEASE  2018.0    FULL VERSION  *Build date:Nov 13, 2017*              |
|                                                                                                                       |
|                         NewProject.BaseDesignSection_28.SLERaraFrequenteQuasiPermanente_1153                          |
|                                 Exe Time : 4 September 2018 18:06:10                                                  |
+-----------------------------------------------------------------------------------------------------------------------+
New Project


S T R E S S   R E S U L T S   F O R   G R O U P   N O.   2

0_R                                                                  :
ELEMENT TYPE    5 NO.OF ELEMENTS. IN THIS GROUP   69
C U R R E N T   T I M E   I S     5.0000

 HARDENING 2D SOIL ELEMENT

 ****** TOTAL STRESS FORMULATION *****

 EL *   FORCE     DISPL-Y  VERTICAL-P  HORIZON.-P     MAX-V-P     MAX-H-P          STATE   STIFFNESS Z-LEVEL      PORE
E FACTOR    UFACTOR       Peq          Su_a        Su_p     LAYER
 ---------------------------------------------------------------------------------------------------------------------------
-----------------------------------------------------------------------------------------------
   1     0.000         --          --          --          --          --          REMOVED     --        0.000       0.000
1.000       1.000       0.000       0.000       0.000     not available
   2     0.000         --          --          --          --          --          REMOVED     --      -0.2000       0.000
1.000       1.000       0.000       0.000       0.000     not available
   3     0.000         --          --          --          --          --          REMOVED     --      -0.4000       0.000
1.000       1.000       0.000       0.000       0.000     not available
   4     0.000         --          --          --          --          --          REMOVED     --      -0.6000       0.000
1.000       1.000       0.000       0.000       0.000     not available
   5     0.000         --          --          --          --          --          REMOVED     --      -0.8000       0.000
1.000       1.000       0.000       0.000       0.000     not available
   6     0.000         --          --          --          --          --          REMOVED     --       -1.000       0.000
1.000       1.000       0.000       0.000       0.000     not available
   7     0.000         --          --          --          --          --          REMOVED     --       -1.200       0.000
1.000       1.000       0.000       0.000       0.000     not available
   8     0.000         --          --          --          --          --          REMOVED     --       -1.400       0.000
1.000       1.000       0.000       0.000       0.000     not available
   9     0.000         --          --          --          --          --          REMOVED     --       -1.600       0.000
1.000       1.000       0.000       0.000       0.000     not available
  10     0.000         --          --          --          --          --          REMOVED     --       -1.800       0.000
1.000       1.000       0.000       0.000       0.000     not available
  11     0.000         --          --          --          --          --          REMOVED     --       -2.000       0.000
1.000       1.000       0.000       0.000       0.000     not available
  12     0.000         --          --          --          --          --          REMOVED     --       -2.200       0.000
1.000       1.000       0.000       0.000       0.000     not available
  13     0.000         --          --          --          --          --          REMOVED     --       -2.400       0.000
1.000       1.000       0.000       0.000       0.000     not available
  14     0.000         --          --          --          --          --          REMOVED     --       -2.600       0.000
1.000       1.000       0.000       0.000       0.000     not available
  15     0.000         --          --          --          --          --          REMOVED     --       -2.800       0.000
1.000       1.000       0.000       0.000       0.000     not available
  16     0.000         --          --          --          --          --          REMOVED     --       -3.000       0.000
1.000       1.000       0.000       0.000       0.000     not available
  17     0.000         --          --          --          --          --          REMOVED     --       -3.200       0.000
1.000       1.000       0.000       0.000       0.000     not available
  18     0.000         --          --          --          --          --          REMOVED     --       -3.400       0.000
1.000       1.000       0.000       0.000       0.000     not available
  19     0.000         --          --          --          --          --          REMOVED     --       -3.600       0.000
1.000       1.000       0.000       0.000       0.000     not available
  20     0.000         --          --          --          --          --          REMOVED     --       -3.800       0.000
1.000       1.000       0.000       0.000       0.000     not available
  21     0.000         --          --          --          --          --          REMOVED     --       -4.000       0.000
1.000       1.000       0.000       0.000       0.000     not available
  22     0.000         --          --          --          --          --          REMOVED     --       -4.200       0.000
1.000       1.000       0.000       0.000       0.000     not available
  23     0.000         --          --          --          --          --          REMOVED     --       -4.400       0.000
1.000       1.000       0.000       0.000       0.000     not available
  24     0.000         --          --          --          --          --          REMOVED     --       -4.600       0.000
1.000       1.000       0.000       0.000       0.000     not available
```

25	0.000	--	--	--	--	--	REMOVED	--	-4.800	0.000	
1.000	1.000	0.000	0.000	0.000	not available						
26	0.000	--	--	--	--	--	REMOVED	--	-5.000	0.000	
1.000	1.000	0.000	0.000	0.000	not available						
27	0.000	--	--	--	--	--	REMOVED	--	-5.200	0.000	
1.000	1.000	0.000	0.000	0.000	not available						
28	0.000	--	--	--	--	--	REMOVED	--	-5.400	0.000	
1.000	1.000	0.000	0.000	0.000	not available						
29	0.000	--	--	--	--	--	REMOVED	--	-5.600	0.000	
1.000	1.000	0.000	0.000	0.000	not available						
30	0.000	--	--	--	--	--	REMOVED	--	-5.800	0.000	
1.000	1.000	0.000	0.000	0.000	not available						
31	0.000	--	--	--	--	--	REMOVED	--	-6.000	0.000	
1.000	1.000	0.000	0.000	0.000	not available						
32	0.000	--	--	--	--	--	REMOVED	--	-6.200	0.000	
1.000	1.000	0.000	0.000	0.000	not available						
33	0.000	--	--	--	--	--	REMOVED	--	-6.400	0.000	
1.000	1.000	0.000	0.000	0.000	not available						
34	0.000	--	--	--	--	--	REMOVED	--	-6.600	0.000	
1.000	1.000	0.000	0.000	0.000	not available						
35	0.000	--	--	--	--	--	REMOVED	--	-6.800	0.000	
1.000	1.000	0.000	0.000	0.000	not available						
36	0.000	--	--	--	--	--	REMOVED	--	-7.000	0.000	
1.000	1.000	0.000	0.000	0.000	not available						
37	0.000	--	--	--	--	--	REMOVED	--	-7.200	0.000	
1.000	1.000	0.000	0.000	0.000	not available						
38	0.000	--	--	--	--	--	REMOVED	--	-7.400	0.000	
1.000	1.000	0.000	0.000	0.000	not available						
39	0.000	--	--	--	--	--	REMOVED	--	-7.600	0.000	
1.000	1.000	0.000	0.000	0.000	not available						
40	0.000	--	--	--	--	--	REMOVED	--	-7.800	0.000	
1.000	1.000	0.000	0.000	0.000	not available						
41	0.000	--	--	--	--	--	REMOVED	--	-8.000	0.000	
1.000	1.000	0.000	0.000	0.000	not available						
42	0.000	--	--	--	--	--	REMOVED	--	-8.200	0.000	
1.000	1.000	0.000	0.000	0.000	not available						
43	0.000	--	--	--	--	--	REMOVED	--	-8.400	0.000	
1.000	1.000	0.000	0.000	0.000	not available						
44 D	0.000	3.7222E-03	1.600	0.000	1.600	0.8000	ACTIVE	0.000	-8.600	0.000	
1.000	1.000	0.000	0.000	0.000	DI2_165_168_L_0						
45 D	0.2425	3.6438E-03	4.800	1.212	4.800	2.400	UL-RL	1.7722E+04	-8.800	0.000	
1.000	1.000	1.212	0.000	0.000	DI2_165_168_L_0						
46 D	0.5529	3.5604E-03	8.000	2.765	8.000	4.000	UL-RL	1.7722E+04	-9.000	0.000	
1.000	1.000	2.765	0.000	0.000	DI2_165_168_L_0						
47 D	5.844	3.4724E-03	11.20	29.22	147.2	79.01	UL-RL	1.7722E+04	-9.200	0.000	
1.000	1.000	29.22	0.000	0.000	DI2_165_168_L_0						
48 D	8.799	3.3802E-03	14.40	43.99	150.4	80.44	UL-RL	1.7722E+04	-9.400	0.000	
1.000	1.000	43.99	0.000	0.000	DI2_165_168_L_0						
49 D	11.90	3.2842E-03	17.60	59.50	153.6	81.86	UL-RL	1.7722E+04	-9.600	0.000	
1.000	1.000	59.50	0.000	0.000	DI2_165_168_L_0						
50 D	15.07	3.1847E-03	20.80	75.33	156.8	83.28	UL-RL	1.7722E+04	-9.800	0.000	
1.000	1.000	75.33	0.000	0.000	DI2_165_168_L_0						
51 D	17.93	3.0823E-03	24.00	89.64	160.0	91.10	UL-RL	1.7722E+04	-10.00	0.000	
1.000	1.000	89.64	0.000	0.000	DI2_165_168_L_0						
52 D	18.91	2.9771E-03	27.20	94.55	163.2	96.05	UL-RL	1.7722E+04	-10.20	0.000	
1.000	1.000	94.55	0.000	0.000	DI2_165_168_L_0						
53 D	19.05	2.8697E-03	30.40	95.24	166.4	96.79	UL-RL	1.7722E+04	-10.40	0.000	
1.000	1.000	95.24	0.000	0.000	DI2_165_168_L_0						
54 D	19.17	2.7602E-03	33.60	95.84	169.6	97.42	UL-RL	1.7722E+04	-10.60	0.000	
1.000	1.000	95.84	0.000	0.000	DI2_165_168_L_0						
55 D	19.27	2.6491E-03	36.80	96.36	172.8	97.98	UL-RL	1.7722E+04	-10.80	0.000	
1.000	1.000	96.36	0.000	0.000	DI2_165_168_L_0						
56 D	19.36	2.5365E-03	40.00	96.81	176.0	98.47	UL-RL	1.7722E+04	-11.00	0.000	
1.000	1.000	96.81	0.000	0.000	DI2_165_168_L_0						
57 D	19.44	2.4228E-03	43.20	97.21	179.2	98.91	UL-RL	1.7722E+04	-11.20	0.000	
1.000	1.000	97.21	0.000	0.000	DI2_165_168_L_0						
58 D	19.51	2.3082E-03	46.40	97.57	182.4	99.31	UL-RL	1.7722E+04	-11.40	0.000	
1.000	1.000	97.57	0.000	0.000	DI2_165_168_L_0						
59 D	19.45	2.1928E-03	49.60	97.27	185.6	99.05	UL-RL	1.7722E+04	-11.60	0.000	
1.000	1.000	97.27	0.000	0.000	DI2_165_168_L_0						
60 D	19.34	2.0768E-03	52.80	96.72	188.8	98.53	UL-RL	1.7722E+04	-11.80	0.000	
1.000	1.000	96.72	0.000	0.000	DI2_165_168_L_0						
61 D	19.23	1.9604E-03	56.00	96.14	192.0	99.88	UL-RL	1.7722E+04	-12.00	0.000	
1.000	1.000	96.14	0.000	0.000	DI2_165_168_L_0						

```
  62 D   19.11      1.8437E-03   59.20       95.55       195.2       101.4          UL-RL  1.7722E+04  -12.20       0.000
1.000       1.000       95.55       0.000       0.000     DI2_165_168_L_0
  63 D   18.99      1.7267E-03   62.40       94.93       198.4       103.0          UL-RL  1.7722E+04  -12.40       0.000
1.000       1.000       94.93       0.000       0.000     DI2_165_168_L_0
  64 D   18.86      1.6096E-03   65.60       94.30       201.6       104.5          UL-RL  1.7722E+04  -12.60       0.000
1.000       1.000       94.30       0.000       0.000     DI2_165_168_L_0
  65 D   18.73      1.4924E-03   68.80       93.65       204.8       106.1          UL-RL  1.7722E+04  -12.80       0.000
1.000       1.000       93.65       0.000       0.000     DI2_165_168_L_0
  66 D   18.60      1.3752E-03   72.00       92.98       208.0       107.6          UL-RL  1.7722E+04  -13.00       0.000
1.000       1.000       92.98       0.000       0.000     DI2_165_168_L_0
  67 D   18.46      1.2580E-03   75.20       92.31       211.2       109.2          UL-RL  1.7722E+04  -13.20       0.000
1.000       1.000       92.31       0.000       0.000     DI2_165_168_L_0
  68 D   13.74      1.1407E-03   78.40       91.62       214.4       110.7          UL-RL  1.7722E+04  -13.40       0.000
1.000       1.000       91.62       0.000       0.000     DI2_165_168_L_0
  69 D   4.564      1.0821E-03   80.00       91.27       216.0       111.5          UL-RL  1.7722E+04  -13.50       0.000
1.000       1.000       91.27       0.000       0.000     DI2_165_168_L_0
```

```
+-----------------------------------------------------------------------------------------------------------------------+
|                  PARATIEPLUS(TM)   NLS ENGINE RELEASE  2018.0    FULL VERSION  *Build date:Nov 13, 2017*              |
|                                                                                                                       |
|                         NewProject.BaseDesignSection_28.SLERaraFrequenteQuasiPermanente_1153                          |
|                                 Exe Time : 4 September 2018 18:06:10                                                  |
+-----------------------------------------------------------------------------------------------------------------------+
New Project


S T R E S S   R E S U L T S   F O R   G R O U P   N O.   3

WallElement_33                                                  :
ELEMENT TYPE    2 NO.OF ELEMENTS. IN THIS GROUP   68
C U R R E N T   T I M E   I S     5.0000

 WALL2D ELEMENT

   EL      TA          TB          MA          MB
-----------------------------------------------------
    1 -123.07      123.07     1.75369E-11 -24.614
    2 -122.86      122.86      24.614     -49.186
    3 -122.41      122.41      49.186     -73.668
    4 -119.24      119.24      73.668     -97.517
    5 -115.03      115.03      97.517     -120.52
    6 -110.97      110.97      120.52     -142.72
    7 -107.08      107.08      142.72     -164.13
    8 -103.41      103.41      164.13     -184.81
    9 -99.944      99.944      184.81     -204.80
   10 -96.694      96.694      204.80     -224.14
   11 -93.651      93.651      224.14     -242.87
   12 -90.802      90.802      242.87     -261.03
   13 -87.779      87.779      261.03     -278.59
   14 -84.507      84.507      278.59     -295.49
   15 -80.991      80.991      295.49     -311.69
   16 -77.234      77.234      311.69     -327.14
   17 -73.240      73.240      327.14     -341.78
   18 -69.037      69.037      341.78     -355.59
   19 -64.596      64.596      355.59     -368.51
   20 -59.917      59.917      368.51     -380.49
   21 -55.004      55.004      380.49     -391.49
   22 -49.858      49.858      391.49     -401.47
   23 -44.495      44.495      401.47     -410.36
   24 -38.900      38.900      410.36     -418.14
   25 -33.074      33.074      418.14     -424.76
   26 -27.881      27.881      424.76     -430.34
   27 -22.478      22.478      430.34     -434.83
   28 -16.878      16.878      434.83     -438.21
   29 -11.067      11.067      438.21     -440.42
   30 -5.0472      5.0472      440.42     -441.43
   31  1.1816     -1.1816      441.43     -441.19
   32  7.6190     -7.6190      441.19     -439.67
   33  14.265     -14.265      439.67     -436.82
   34  21.109     -21.109      436.82     -432.60
   35  28.161     -28.161      432.60     -426.96
   36  35.422     -35.422      426.96     -419.88
   37  42.890     -42.890      419.88     -411.30
   38  50.565     -50.565      411.30     -401.19
   39  58.440     -58.440      401.19     -389.50
   40  66.522     -66.522      389.50     -376.20
   41  74.811     -74.811      376.20     -361.23
   42  83.307     -83.307      361.23     -344.57
   43  92.010     -92.010      344.57     -326.17
   44  100.99     -100.99      326.17     -305.97
   45  109.85     -109.85      305.97     -284.00
   46  118.61     -118.61      284.00     -260.28
   47  122.29     -122.29      260.28     -235.82
   48  123.22     -123.22      235.82     -211.18
   49  121.24     -121.24      211.18     -186.93
   50  116.31     -116.31      186.93     -163.67
   51  108.71     -108.71      163.67     -141.93
   52  100.34     -100.34      141.93     -121.86
```

53	92.028	-92.028	121.86	-103.45
54	83.802	-83.802	103.45	-86.693
55	75.676	-75.676	86.693	-71.558
56	67.656	-67.656	71.558	-58.027
57	59.758	-59.758	58.027	-46.075
58	51.991	-51.991	46.075	-35.677
59	44.484	-44.484	35.677	-26.780
60	37.290	-37.290	26.780	-19.322
61	30.407	-30.407	19.322	-13.241
62	23.833	-23.833	13.241	-8.4743
63	17.574	-17.574	8.4743	-4.9595
64	11.993	-11.993	4.9595	-2.5609
65	7.4294	-7.4294	2.5609	-1.0750
66	3.8862	-3.8862	1.0750	-0.29776
67	1.3662	-1.3662	0.29776	-2.45258E-02
68	0.24523	-0.24523	2.45258E-02	-2.37360E-11

```
+-------------------------------------------------------------------------------------------------------------------------------+
|                   PARATIEPLUS(TM)   NLS ENGINE RELEASE  2018.0    FULL VERSION  *Build date:Nov 13, 2017*                    |
|                                                                                                                               |
|                          NewProject.BaseDesignSection_28.SLERaraFrequenteQuasiPermanente_1153                                 |
|                                   Exe Time : 4 September 2018 18:06:10                                                        |
+-------------------------------------------------------------------------------------------------------------------------------+
New Project


S T R E S S    R E S U L T S    F O R    G R O U P    N O.    4

Tieback_175                                                 :
ELEMENT TYPE    6 NO.OF ELEMENTS. IN THIS GROUP    1
C U R R E N T    T I M E    I S      5.0000

 POST-TENSION 2D-BOUNDARY ELEMENT

         EL    FORCE          d0          EDISPL     pl. eps          K     -ve limit   +ve limit
-------------------------------------------------------------------------------------------------------
 ANCHOR    1   142.11     -1.49175E-03  9.84256E-04   0.0000       1458.7       0.0000       0.0000     ELASTIC  ORIGINAL
YOUNG MODULUS

 ITER     0 RNORM = 0.000     RMNORM= 0.000
            RINORM=0.8079E+06 RIMNOR=0.1119E+08
            RENORM=0.4624E-02 REMNOR=0.5307E-18 RATIO =0.7565E-04 TOLER =0.1000E-03      CONVERGED !
            RFMAX = 123.2     RMMAX = 441.4
            RTSMAL=0.1000E-02 RMSMAL=0.1000E-02
            RDT   =0.8079E+06 RDR   =0.1119E+08
            RATIOT=0.7565E-04 RATIOR= 0.000
            MAX UN=0.5255E-02 IEQ=    35 NODE     18 DOF   1  Y-DISPL.F
            MIN UN=-.6779E-01 IEQ=    87 NODE     44 DOF   1  Y-DISPL.F
            NO. OF CONTACT CONSTRAINT VIOLATIONS     0


 ITER     1 RNORM = 0.000     RMNORM= 0.000
            RINORM=0.8079E+06 RIMNOR=0.1119E+08
            RENORM=0.1029E-05 REMNOR=0.4629E-18 RATIO =0.1129E-05 TOLER =0.1000E-03      CONVERGED !
            RFMAX = 123.2     RMMAX = 441.4
            RTSMAL=0.1000E-02 RMSMAL=0.1000E-02
            RDT   =0.8079E+06 RDR   =0.1119E+08
            RATIOT=0.1129E-05 RATIOR= 0.000
            MAX UN=0.1111E-03 IEQ=     3 NODE      2 DOF   1  Y-DISPL.F
            MIN UN=-.1002E-02 IEQ=    87 NODE     44 DOF   1  Y-DISPL.F
            NO. OF CONTACT CONSTRAINT VIOLATIONS     0


 ITER     2 RNORM = 0.000     RMNORM= 0.000
            RINORM=0.8079E+06 RIMNOR=0.1119E+08
            RENORM=0.9547E-16 REMNOR=0.5894E-18 RATIO =0.1087E-10 TOLER =0.1000E-03      CONVERGED !
            RFMAX = 123.2     RMMAX = 441.4
            RTSMAL=0.1000E-02 RMSMAL=0.1000E-02
            RDT   =0.8079E+06 RDR   =0.1119E+08
            RATIOT=0.1087E-10 RATIOR= 0.000
            MAX UN=0.2845E-08 IEQ=    55 NODE     28 DOF   1  Y-DISPL.F
            MIN UN=-.2479E-08 IEQ=    57 NODE     29 DOF   1  Y-DISPL.F
            NO. OF CONTACT CONSTRAINT VIOLATIONS     0
```

```
+-------------------------------------------------------------------------------------------------------------------------+
|                   PARATIEPLUS(TM)   NLS ENGINE RELEASE  2018.0    FULL VERSION  *Build date:Nov 13, 2017*              |
|                                                                                                                         |
|                            NewProject.BaseDesignSection_28.SLERaraFrequenteQuasiPermanente_1153                         |
|                                     Exe Time : 4 September 2018 18:06:10                                                |
+-------------------------------------------------------------------------------------------------------------------------+
New Project
SOLUTION REACHED USING     2 ITERATIONS ON   40

P R I N T   O U T   F O R   T I M E   S T E P    6     ( AT TIME   6.000     )

PRINT OUT OF ACTIVE COMPONENTS (FIXED NODES ARE NOT PRINTED OUT)

          Y-DISPL.F        X-ROT. F
            (02)             (04)           (
    1   1.2785670E-03   7.3466032E-04
    2   1.4254325E-03   7.3366157E-04
    3   1.5718986E-03   7.3066708E-04
    4   1.7175666E-03   7.2568219E-04
    5   1.8620407E-03   7.1873624E-04
    6   2.0049344E-03   7.0988910E-04
    7   2.1458741E-03   6.9920795E-04
    8   2.2844996E-03   6.8675728E-04
    9   2.4204631E-03   6.7259844E-04
   10   2.5534289E-03   6.5678936E-04
   11   2.6830725E-03   6.3938453E-04
   12   2.8090798E-03   6.2043501E-04
   13   2.9311467E-03   5.9998863E-04
   14   3.0489786E-03   5.7809303E-04
   15   3.1622907E-03   5.5479930E-04
   16   3.2708088E-03   5.3016254E-04
   17   3.3742706E-03   5.0424162E-04
   18   3.4724246E-03   4.7709970E-04
   19   3.5650335E-03   4.4880324E-04
   20   3.6518736E-03   4.1942244E-04
   21   3.7327348E-03   3.8903146E-04
   22   3.8074236E-03   3.5770785E-04
   23   3.8757612E-03   3.2553340E-04
   24   3.9375859E-03   2.9259339E-04
   25   3.9927534E-03   2.5897675E-04
   26   4.0411377E-03   2.2477617E-04
   27   4.0826307E-03   1.9008125E-04
   28   4.1171427E-03   1.5497764E-04
   29   4.1446005E-03   1.1955482E-04
   30   4.1649495E-03   8.3905424E-05
   31   4.1781540E-03   4.8125460E-05
   32   4.1841976E-03   1.2314527E-05
   33   4.1830845E-03  -2.3424927E-05
   34   4.1748395E-03  -5.8986535E-05
   35   4.1595091E-03  -9.4260806E-05
   36   4.1371619E-03  -1.2913495E-04
   37   4.1078897E-03  -1.6349263E-04
   38   4.0718073E-03  -1.9721464E-04
   39   4.0290544E-03  -2.3017790E-04
   40   3.9797952E-03  -2.6225621E-04
   41   3.9242195E-03  -2.9332004E-04
   42   3.8625436E-03  -3.2323653E-04
   43   3.7950105E-03  -3.5186944E-04
   44   3.7218907E-03  -3.7907918E-04
   45   3.6434836E-03  -4.0472268E-04
   46   3.5601161E-03  -4.2865592E-04
   47   3.4721448E-03  -4.5073569E-04
   48   3.3799521E-03  -4.7086102E-04
   49   3.2839332E-03  -4.8899454E-04
   50   3.1844870E-03  -5.0514461E-04
   51   3.0820043E-03  -5.1936741E-04
   52   2.9768591E-03  -5.3176482E-04
   53   2.8694143E-03  -5.4246530E-04
   54   2.7599823E-03  -5.5160562E-04
   55   2.6488672E-03  -5.5931934E-04
   56   2.5363409E-03  -5.6573913E-04
```

57	2.4226491E-03	-5.7099599E-04
58	2.3080114E-03	-5.7521908E-04
59	2.1926219E-03	-5.7853549E-04
60	2.0766494E-03	-5.8106915E-04
61	1.9602384E-03	-5.8293934E-04
62	1.8435103E-03	-5.8426028E-04
63	1.7265637E-03	-5.8514116E-04
64	1.6094762E-03	-5.8568608E-04
65	1.4923052E-03	-5.8599112E-04
66	1.3750902E-03	-5.8613860E-04
67	1.2578559E-03	-5.8619428E-04
68	1.1406154E-03	-5.8620735E-04
69	1.0819887E-03	-5.8620784E-04

```
+-------------------------------------------------------------------------------------------------------------------------------+
|                   PARATIEPLUS(TM)   NLS ENGINE RELEASE  2018.0    FULL VERSION  *Build date:Nov 13, 2017*                    |
|                                                                                                                               |
|                          NewProject.BaseDesignSection_28.SLERaraFrequenteQuasiPermanente_1153                                 |
|                                   Exe Time : 4 September 2018 18:06:10                                                        |
+-------------------------------------------------------------------------------------------------------------------------------+
New Project


S T R E S S   R E S U L T S   F O R   G R O U P   N O.   1

0_L                                                              :
ELEMENT TYPE    5 NO.OF ELEMENTS. IN THIS GROUP   69
C U R R E N T   T I M E   I S      6.0000

 HARDENING 2D SOIL ELEMENT

 ****** TOTAL STRESS FORMULATION *****

  EL *   FORCE     DISPL-Y  VERTICAL-P  HORIZON.-P     MAX-V-P     MAX-H-P           STATE   STIFFNESS Z-LEVEL      PORE
E FACTOR    UFACTOR       Peq           Su_a         Su_p     LAYER
 ------------------------------------------------------------------------------------------------------------------------------
-------------------------------------------------------------------------------------------
   1 D  3.6238E-04 -1.2786E-03  1.0882E-02  3.6238E-03  1.0882E-02  0.7420          ACTIVE   0.000       0.000       0.000
1.000       1.000      3.6238E-03   0.000       0.000     DI1_164_167_L_0
   2 D  0.2162     -1.4254E-03   3.246       1.081       3.246       13.92          ACTIVE   0.000     -0.2000       0.000
1.000       1.000       1.081       0.000       0.000     DI1_164_167_L_0
   3 D  0.4424     -1.5719E-03   6.643       2.212       6.643       28.49          ACTIVE   0.000     -0.4000       0.000
1.000       1.000       2.212       0.000       0.000     DI1_164_167_L_0
   4 D   3.172     -1.7176E-03   10.25       15.86       10.25       43.96           UL-RL   9238.     -0.6000       0.000
1.000       1.000       15.86       0.000       0.000     DI1_164_167_L_0
   5 D   4.209     -1.8620E-03   14.01       21.04       14.01       49.70           UL-RL   9238.     -0.8000       0.000
1.000       1.000       21.04       0.000       0.000     DI1_164_167_L_0
   6 D   4.066     -2.0049E-03   17.84       20.33       17.84       49.55           UL-RL   9238.      -1.000       0.000
1.000       1.000       20.33       0.000       0.000     DI1_164_167_L_0
   7 D   3.882     -2.1459E-03   21.67       19.41       21.67       49.19           UL-RL   9238.      -1.200       0.000
1.000       1.000       19.41       0.000       0.000     DI1_164_167_L_0
   8 D   3.677     -2.2845E-03   25.73       18.38       25.73       48.72           UL-RL   9238.      -1.400       0.000
1.000       1.000       18.38       0.000       0.000     DI1_164_167_L_0
   9 D   3.463     -2.4205E-03   30.08       17.31       30.08       48.20           UL-RL   9238.      -1.600       0.000
1.000       1.000       17.31       0.000       0.000     DI1_164_167_L_0
  10 D   3.250     -2.5534E-03   34.22       16.25       34.22       47.68           UL-RL   9238.      -1.800       0.000
1.000       1.000       16.25       0.000       0.000     DI1_164_167_L_0
  11 D   3.044     -2.6831E-03   38.20       15.22       38.20       47.19           UL-RL   9238.      -2.000       0.000
1.000       1.000       15.22       0.000       0.000     DI1_164_167_L_0
  12 D   2.849     -2.8091E-03   41.58       14.24       41.58       46.75           UL-RL   9238.      -2.200       0.000
1.000       1.000       14.24       0.000       0.000     DI1_164_167_L_0
  13 D   3.023     -2.9311E-03   45.39       15.12       45.39       46.37           UL-RL   9238.      -2.400       0.000
1.000       1.000       15.12       0.000       0.000     DI1_164_167_L_0
  14 D   3.272     -3.0490E-03   49.13       16.36       49.13       46.07           UL-RL   9238.      -2.600       0.000
1.000       1.000       16.36       0.000       0.000     DI1_164_167_L_0
  15 D   3.516     -3.1623E-03   52.79       17.58       52.79       45.84           UL-RL   9238.      -2.800       0.000
1.000       1.000       17.58       0.000       0.000     DI1_164_167_L_0
  16 D   3.757     -3.2708E-03   56.41       18.78       56.41       45.70           UL-RL   9238.      -3.000       0.000
1.000       1.000       18.78       0.000       0.000     DI1_164_167_L_0
  17 D   3.994     -3.3743E-03   59.97       19.97       59.97       45.64           UL-RL   9238.      -3.200       0.000
1.000       1.000       19.97       0.000       0.000     DI1_164_167_L_0
  18 D   4.208     -3.4724E-03   63.19       21.04       63.19       45.68           UL-RL   9238.      -3.400       0.000
1.000       1.000       21.04       0.000       0.000     DI1_164_167_L_0
  19 D   4.443     -3.5650E-03   66.71       22.21       66.71       45.80           UL-RL   9238.      -3.600       0.000
1.000       1.000       22.21       0.000       0.000     DI1_164_167_L_0
  20 D   4.678     -3.6519E-03   70.19       23.39       70.19       46.02           UL-RL   9238.      -3.800       0.000
1.000       1.000       23.39       0.000       0.000     DI1_164_167_L_0
  21 D   4.913     -3.7327E-03   73.66       24.57       73.66       46.32           UL-RL   9238.      -4.000       0.000
1.000       1.000       24.57       0.000       0.000     DI1_164_167_L_0
  22 D   5.147     -3.8074E-03   77.10       25.73       77.10       46.71           UL-RL   9238.      -4.200       0.000
1.000       1.000       25.73       0.000       0.000     DI1_164_167_L_0
  23 D   5.363     -3.8758E-03   80.28       26.81       80.28       47.18           UL-RL   9238.      -4.400       0.000
1.000       1.000       26.81       0.000       0.000     DI1_164_167_L_0
  24 D   5.595     -3.9376E-03   83.70       27.98       83.70       47.74           UL-RL   9238.      -4.600       0.000
1.000       1.000       27.98       0.000       0.000     DI1_164_167_L_0
```

25 D	5.826	-3.9928E-03	87.10	29.13	87.10	48.38	UL-RL	9238.	-4.800	0.000		
1.000	1.000	29.13	0.000	0.000	DI1_164_167_L_0							
26 D	5.194	-4.0411E-03	90.49	25.97	90.49	52.15	UL-RL	2.2265E+04	-5.000	0.000		
1.000	1.000	25.97	0.000	0.000	DI2_165_168_L_0							
27 D	5.404	-4.0826E-03	93.86	27.02	93.86	51.99	UL-RL	2.2265E+04	-5.200	0.000		
1.000	1.000	27.02	0.000	0.000	DI2_165_168_L_0							
28 D	5.602	-4.1171E-03	97.03	28.01	97.03	51.99	UL-RL	2.2265E+04	-5.400	0.000		
1.000	1.000	28.01	0.000	0.000	DI2_165_168_L_0							
29 D	5.811	-4.1446E-03	100.4	29.06	100.4	52.16	UL-RL	2.2265E+04	-5.600	0.000		
1.000	1.000	29.06	0.000	0.000	DI2_165_168_L_0							
30 D	6.021	-4.1649E-03	103.7	30.10	103.7	52.86	UL-RL	2.2265E+04	-5.800	0.000		
1.000	1.000	30.10	0.000	0.000	DI2_165_168_L_0							
31 D	6.230	-4.1782E-03	107.1	31.15	107.1	54.34	UL-RL	2.2265E+04	-6.000	0.000		
1.000	1.000	31.15	0.000	0.000	DI2_165_168_L_0							
32 D	6.438	-4.1842E-03	110.4	32.19	110.4	55.83	UL-RL	2.2265E+04	-6.200	0.000		
1.000	1.000	32.19	0.000	0.000	DI2_165_168_L_0							
33 D	6.647	-4.1831E-03	113.8	33.23	113.8	57.32	UL-RL	2.2265E+04	-6.400	0.000		
1.000	1.000	33.23	0.000	0.000	DI2_165_168_L_0							
34 D	6.845	-4.1748E-03	116.9	34.23	116.9	58.81	UL-RL	2.2265E+04	-6.600	0.000		
1.000	1.000	34.23	0.000	0.000	DI2_165_168_L_0							
35 D	7.053	-4.1595E-03	120.2	35.27	120.2	60.31	UL-RL	2.2265E+04	-6.800	0.000		
1.000	1.000	35.27	0.000	0.000	DI2_165_168_L_0							
36 D	7.261	-4.1372E-03	123.6	36.31	123.6	61.81	UL-RL	2.2265E+04	-7.000	0.000		
1.000	1.000	36.31	0.000	0.000	DI2_165_168_L_0							
37 D	7.469	-4.1079E-03	126.9	37.35	126.9	63.31	UL-RL	2.2265E+04	-7.200	0.000		
1.000	1.000	37.35	0.000	0.000	DI2_165_168_L_0							
38 D	7.677	-4.0718E-03	130.2	38.38	130.2	64.81	UL-RL	2.2265E+04	-7.400	0.000		
1.000	1.000	38.38	0.000	0.000	DI2_165_168_L_0							
39 D	7.876	-4.0291E-03	133.3	39.38	133.3	66.31	UL-RL	2.2265E+04	-7.600	0.000		
1.000	1.000	39.38	0.000	0.000	DI2_165_168_L_0							
40 D	8.083	-3.9798E-03	136.7	40.42	136.7	67.82	UL-RL	2.2265E+04	-7.800	0.000		
1.000	1.000	40.42	0.000	0.000	DI2_165_168_L_0							
41 D	8.290	-3.9242E-03	140.0	41.45	140.0	69.33	UL-RL	2.2265E+04	-8.000	0.000		
1.000	1.000	41.45	0.000	0.000	DI2_165_168_L_0							
42 D	8.497	-3.8625E-03	143.3	42.49	143.3	70.84	UL-RL	2.2265E+04	-8.200	0.000		
1.000	1.000	42.49	0.000	0.000	DI2_165_168_L_0							
43 D	8.704	-3.7950E-03	146.5	43.52	146.5	72.35	UL-RL	2.2265E+04	-8.400	0.000		
1.000	1.000	43.52	0.000	0.000	DI2_165_168_L_0							
44 D	8.911	-3.7219E-03	149.8	44.55	149.8	73.86	UL-RL	2.2265E+04	-8.600	0.000		
1.000	1.000	44.55	0.000	0.000	DI2_165_168_L_0							
45 D	9.109	-3.6435E-03	153.0	45.55	153.0	75.38	UL-RL	2.2265E+04	-8.800	0.000		
1.000	1.000	45.55	0.000	0.000	DI2_165_168_L_0							
46 D	9.315	-3.5601E-03	156.3	46.58	156.3	76.90	UL-RL	2.2265E+04	-9.000	0.000		
1.000	1.000	46.58	0.000	0.000	DI2_165_168_L_0							
47 D	9.521	-3.4721E-03	159.6	47.61	159.6	78.42	UL-RL	2.2265E+04	-9.200	0.000		
1.000	1.000	47.61	0.000	0.000	DI2_165_168_L_0							
48 D	9.726	-3.3800E-03	162.9	48.63	162.9	79.94	UL-RL	2.2265E+04	-9.400	0.000		
1.000	1.000	48.63	0.000	0.000	DI2_165_168_L_0							
49 D	9.931	-3.2839E-03	166.1	49.66	166.1	81.46	UL-RL	2.2265E+04	-9.600	0.000		
1.000	1.000	49.66	0.000	0.000	DI2_165_168_L_0							
50 D	10.13	-3.1845E-03	169.3	50.65	169.3	82.99	UL-RL	2.2265E+04	-9.800	0.000		
1.000	1.000	50.65	0.000	0.000	DI2_165_168_L_0							
51 D	10.33	-3.0820E-03	172.6	51.67	172.6	84.52	UL-RL	2.2265E+04	-10.00	0.000		
1.000	1.000	51.67	0.000	0.000	DI2_165_168_L_0							
52 D	10.54	-2.9769E-03	175.9	52.69	175.9	86.05	UL-RL	2.2265E+04	-10.20	0.000		
1.000	1.000	52.69	0.000	0.000	DI2_165_168_L_0							
53 D	10.74	-2.8694E-03	179.1	53.70	179.1	87.58	UL-RL	2.2265E+04	-10.40	0.000		
1.000	1.000	53.70	0.000	0.000	DI2_165_168_L_0							
54 D	10.94	-2.7600E-03	182.4	54.72	182.4	89.11	UL-RL	2.2265E+04	-10.60	0.000		
1.000	1.000	54.72	0.000	0.000	DI2_165_168_L_0							
55 D	11.15	-2.6489E-03	185.7	55.73	185.7	90.64	UL-RL	2.2265E+04	-10.80	0.000		
1.000	1.000	55.73	0.000	0.000	DI2_165_168_L_0							
56 D	11.34	-2.5363E-03	188.8	56.71	188.8	92.18	UL-RL	2.2265E+04	-11.00	0.000		
1.000	1.000	56.71	0.000	0.000	DI2_165_168_L_0							
57 D	11.55	-2.4226E-03	192.1	57.73	192.1	93.72	UL-RL	2.2265E+04	-11.20	0.000		
1.000	1.000	57.73	0.000	0.000	DI2_165_168_L_0							
58 D	11.75	-2.3080E-03	195.4	58.74	195.4	95.25	UL-RL	2.2265E+04	-11.40	0.000		
1.000	1.000	58.74	0.000	0.000	DI2_165_168_L_0							
59 D	11.95	-2.1926E-03	198.6	59.74	198.6	96.79	UL-RL	2.2265E+04	-11.60	0.000		
1.000	1.000	59.74	0.000	0.000	DI2_165_168_L_0							
60 D	12.15	-2.0766E-03	201.9	60.75	201.9	98.33	UL-RL	2.2265E+04	-11.80	0.000		
1.000	1.000	60.75	0.000	0.000	DI2_165_168_L_0							
61 D	12.35	-1.9602E-03	205.1	61.73	205.1	99.88	UL-RL	2.2265E+04	-12.00	0.000		
1.000	1.000	61.73	0.000	0.000	DI2_165_168_L_0							

```
  62 D   12.54     -1.8435E-03   208.2       62.69       208.2       101.4          UL-RL  2.2265E+04  -12.20       0.000
1.000       1.000       62.69       0.000       0.000     DI2_165_168_L_0
  63 D   12.73     -1.7266E-03   211.2       63.64       211.2       103.0          UL-RL  2.2265E+04  -12.40       0.000
1.000       1.000       63.64       0.000       0.000     DI2_165_168_L_0
  64 D   13.28     -1.6095E-03   214.3       66.40       214.3       104.5          UL-RL  2.2265E+04  -12.60       0.000
1.000       1.000       66.40       0.000       0.000     DI2_165_168_L_0
  65 D   14.17     -1.4923E-03   217.4       70.83       217.4       106.1          UL-RL  2.2265E+04  -12.80       0.000
1.000       1.000       70.83       0.000       0.000     DI2_165_168_L_0
  66 D   15.05     -1.3751E-03   220.5       75.27       220.5       107.6          UL-RL  2.2265E+04  -13.00       0.000
1.000       1.000       75.27       0.000       0.000     DI2_165_168_L_0
  67 D   15.94     -1.2579E-03   223.6       79.71       223.6       109.2          UL-RL  2.2265E+04  -13.20       0.000
1.000       1.000       79.71       0.000       0.000     DI2_165_168_L_0
  68 D   12.62     -1.1406E-03   226.7       84.15       226.7       110.7          UL-RL  2.2265E+04  -13.40       0.000
1.000       1.000       84.15       0.000       0.000     DI2_165_168_L_0
  69 D   4.319     -1.0820E-03   228.3       86.37       228.3       111.5          UL-RL  2.2265E+04  -13.50       0.000
1.000       1.000       86.37       0.000       0.000     DI2_165_168_L_0
```

```
+-----------------------------------------------------------------------------------------------------------------------+
|                  PARATIEPLUS(TM)   NLS ENGINE RELEASE  2018.0    FULL VERSION  *Build date:Nov 13, 2017*              |
|                                                                                                                       |
|                         NewProject.BaseDesignSection_28.SLERaraFrequenteQuasiPermanente_1153                          |
|                                 Exe Time : 4 September 2018 18:06:10                                                  |
+-----------------------------------------------------------------------------------------------------------------------+
New Project


S T R E S S   R E S U L T S   F O R   G R O U P   N O.   2

0_R                                                                  :
ELEMENT TYPE    5 NO.OF ELEMENTS. IN THIS GROUP   69
C U R R E N T   T I M E   I S     6.0000

 HARDENING 2D SOIL ELEMENT

 ****** TOTAL STRESS FORMULATION *****

 EL *   FORCE     DISPL-Y  VERTICAL-P  HORIZON.-P     MAX-V-P     MAX-H-P          STATE   STIFFNESS Z-LEVEL      PORE
E FACTOR    UFACTOR       Peq          Su_a        Su_p     LAYER
 ---------------------------------------------------------------------------------------------------------------------------
-----------------------------------------------------------------------------------------------
   1     0.000         --          --          --          --          --          REMOVED     --        0.000       0.000
1.000       1.000       0.000       0.000       0.000     not available
   2     0.000         --          --          --          --          --          REMOVED     --      -0.2000       0.000
1.000       1.000       0.000       0.000       0.000     not available
   3     0.000         --          --          --          --          --          REMOVED     --      -0.4000       0.000
1.000       1.000       0.000       0.000       0.000     not available
   4     0.000         --          --          --          --          --          REMOVED     --      -0.6000       0.000
1.000       1.000       0.000       0.000       0.000     not available
   5     0.000         --          --          --          --          --          REMOVED     --      -0.8000       0.000
1.000       1.000       0.000       0.000       0.000     not available
   6     0.000         --          --          --          --          --          REMOVED     --       -1.000       0.000
1.000       1.000       0.000       0.000       0.000     not available
   7     0.000         --          --          --          --          --          REMOVED     --       -1.200       0.000
1.000       1.000       0.000       0.000       0.000     not available
   8     0.000         --          --          --          --          --          REMOVED     --       -1.400       0.000
1.000       1.000       0.000       0.000       0.000     not available
   9     0.000         --          --          --          --          --          REMOVED     --       -1.600       0.000
1.000       1.000       0.000       0.000       0.000     not available
  10     0.000         --          --          --          --          --          REMOVED     --       -1.800       0.000
1.000       1.000       0.000       0.000       0.000     not available
  11     0.000         --          --          --          --          --          REMOVED     --       -2.000       0.000
1.000       1.000       0.000       0.000       0.000     not available
  12     0.000         --          --          --          --          --          REMOVED     --       -2.200       0.000
1.000       1.000       0.000       0.000       0.000     not available
  13     0.000         --          --          --          --          --          REMOVED     --       -2.400       0.000
1.000       1.000       0.000       0.000       0.000     not available
  14     0.000         --          --          --          --          --          REMOVED     --       -2.600       0.000
1.000       1.000       0.000       0.000       0.000     not available
  15     0.000         --          --          --          --          --          REMOVED     --       -2.800       0.000
1.000       1.000       0.000       0.000       0.000     not available
  16     0.000         --          --          --          --          --          REMOVED     --       -3.000       0.000
1.000       1.000       0.000       0.000       0.000     not available
  17     0.000         --          --          --          --          --          REMOVED     --       -3.200       0.000
1.000       1.000       0.000       0.000       0.000     not available
  18     0.000         --          --          --          --          --          REMOVED     --       -3.400       0.000
1.000       1.000       0.000       0.000       0.000     not available
  19     0.000         --          --          --          --          --          REMOVED     --       -3.600       0.000
1.000       1.000       0.000       0.000       0.000     not available
  20     0.000         --          --          --          --          --          REMOVED     --       -3.800       0.000
1.000       1.000       0.000       0.000       0.000     not available
  21     0.000         --          --          --          --          --          REMOVED     --       -4.000       0.000
1.000       1.000       0.000       0.000       0.000     not available
  22     0.000         --          --          --          --          --          REMOVED     --       -4.200       0.000
1.000       1.000       0.000       0.000       0.000     not available
  23     0.000         --          --          --          --          --          REMOVED     --       -4.400       0.000
1.000       1.000       0.000       0.000       0.000     not available
  24     0.000         --          --          --          --          --          REMOVED     --       -4.600       0.000
1.000       1.000       0.000       0.000       0.000     not available
```

25	0.000	--	--	--	--	--	REMOVED	--	-4.800	0.000	
1.000	1.000	0.000	0.000	0.000	not available						
26	0.000	--	--	--	--	--	REMOVED	--	-5.000	0.000	
1.000	1.000	0.000	0.000	0.000	not available						
27	0.000	--	--	--	--	--	REMOVED	--	-5.200	0.000	
1.000	1.000	0.000	0.000	0.000	not available						
28	0.000	--	--	--	--	--	REMOVED	--	-5.400	0.000	
1.000	1.000	0.000	0.000	0.000	not available						
29	0.000	--	--	--	--	--	REMOVED	--	-5.600	0.000	
1.000	1.000	0.000	0.000	0.000	not available						
30	0.000	--	--	--	--	--	REMOVED	--	-5.800	0.000	
1.000	1.000	0.000	0.000	0.000	not available						
31	0.000	--	--	--	--	--	REMOVED	--	-6.000	0.000	
1.000	1.000	0.000	0.000	0.000	not available						
32	0.000	--	--	--	--	--	REMOVED	--	-6.200	0.000	
1.000	1.000	0.000	0.000	0.000	not available						
33	0.000	--	--	--	--	--	REMOVED	--	-6.400	0.000	
1.000	1.000	0.000	0.000	0.000	not available						
34	0.000	--	--	--	--	--	REMOVED	--	-6.600	0.000	
1.000	1.000	0.000	0.000	0.000	not available						
35	0.000	--	--	--	--	--	REMOVED	--	-6.800	0.000	
1.000	1.000	0.000	0.000	0.000	not available						
36	0.000	--	--	--	--	--	REMOVED	--	-7.000	0.000	
1.000	1.000	0.000	0.000	0.000	not available						
37	0.000	--	--	--	--	--	REMOVED	--	-7.200	0.000	
1.000	1.000	0.000	0.000	0.000	not available						
38	0.000	--	--	--	--	--	REMOVED	--	-7.400	0.000	
1.000	1.000	0.000	0.000	0.000	not available						
39	0.000	--	--	--	--	--	REMOVED	--	-7.600	0.000	
1.000	1.000	0.000	0.000	0.000	not available						
40	0.000	--	--	--	--	--	REMOVED	--	-7.800	0.000	
1.000	1.000	0.000	0.000	0.000	not available						
41	0.000	--	--	--	--	--	REMOVED	--	-8.000	0.000	
1.000	1.000	0.000	0.000	0.000	not available						
42	0.000	--	--	--	--	--	REMOVED	--	-8.200	0.000	
1.000	1.000	0.000	0.000	0.000	not available						
43	0.000	--	--	--	--	--	REMOVED	--	-8.400	0.000	
1.000	1.000	0.000	0.000	0.000	not available						
44 D	0.000	3.7219E-03	1.600	0.000	1.600	0.8000	ACTIVE	0.000	-8.600	0.000	
1.000	1.000	0.000	0.000	0.000	DI2_165_168_L_0						
45 D	0.2415	3.6435E-03	4.800	1.207	4.800	2.400	UL-RL	1.7722E+04	-8.800	0.000	
1.000	1.000	1.207	0.000	0.000	DI2_165_168_L_0						
46 D	0.5519	3.5601E-03	8.000	2.760	8.000	4.000	UL-RL	1.7722E+04	-9.000	0.000	
1.000	1.000	2.760	0.000	0.000	DI2_165_168_L_0						
47 D	5.843	3.4721E-03	11.20	29.22	147.2	79.01	UL-RL	1.7722E+04	-9.200	0.000	
1.000	1.000	29.22	0.000	0.000	DI2_165_168_L_0						
48 D	8.798	3.3800E-03	14.40	43.99	150.4	80.44	UL-RL	1.7722E+04	-9.400	0.000	
1.000	1.000	43.99	0.000	0.000	DI2_165_168_L_0						
49 D	11.90	3.2839E-03	17.60	59.50	153.6	81.86	UL-RL	1.7722E+04	-9.600	0.000	
1.000	1.000	59.50	0.000	0.000	DI2_165_168_L_0						
50 D	15.06	3.1845E-03	20.80	75.32	156.8	83.28	UL-RL	1.7722E+04	-9.800	0.000	
1.000	1.000	75.32	0.000	0.000	DI2_165_168_L_0						
51 D	17.93	3.0820E-03	24.00	89.64	160.0	91.10	UL-RL	1.7722E+04	-10.00	0.000	
1.000	1.000	89.64	0.000	0.000	DI2_165_168_L_0						
52 D	18.91	2.9769E-03	27.20	94.55	163.2	96.05	UL-RL	1.7722E+04	-10.20	0.000	
1.000	1.000	94.55	0.000	0.000	DI2_165_168_L_0						
53 D	19.05	2.8694E-03	30.40	95.24	166.4	96.79	UL-RL	1.7722E+04	-10.40	0.000	
1.000	1.000	95.24	0.000	0.000	DI2_165_168_L_0						
54 D	19.17	2.7600E-03	33.60	95.84	169.6	97.42	UL-RL	1.7722E+04	-10.60	0.000	
1.000	1.000	95.84	0.000	0.000	DI2_165_168_L_0						
55 D	19.27	2.6489E-03	36.80	96.35	172.8	97.98	UL-RL	1.7722E+04	-10.80	0.000	
1.000	1.000	96.35	0.000	0.000	DI2_165_168_L_0						
56 D	19.36	2.5363E-03	40.00	96.81	176.0	98.47	UL-RL	1.7722E+04	-11.00	0.000	
1.000	1.000	96.81	0.000	0.000	DI2_165_168_L_0						
57 D	19.44	2.4226E-03	43.20	97.21	179.2	98.91	UL-RL	1.7722E+04	-11.20	0.000	
1.000	1.000	97.21	0.000	0.000	DI2_165_168_L_0						
58 D	19.51	2.3080E-03	46.40	97.57	182.4	99.31	UL-RL	1.7722E+04	-11.40	0.000	
1.000	1.000	97.57	0.000	0.000	DI2_165_168_L_0						
59 D	19.45	2.1926E-03	49.60	97.27	185.6	99.05	UL-RL	1.7722E+04	-11.60	0.000	
1.000	1.000	97.27	0.000	0.000	DI2_165_168_L_0						
60 D	19.34	2.0766E-03	52.80	96.72	188.8	98.53	UL-RL	1.7722E+04	-11.80	0.000	
1.000	1.000	96.72	0.000	0.000	DI2_165_168_L_0						
61 D	19.23	1.9602E-03	56.00	96.14	192.0	99.88	UL-RL	1.7722E+04	-12.00	0.000	
1.000	1.000	96.14	0.000	0.000	DI2_165_168_L_0						

```
  62 D   19.11      1.8435E-03   59.20       95.55       195.2       101.4          UL-RL  1.7722E+04  -12.20       0.000
1.000       1.000       95.55       0.000       0.000     DI2_165_168_L_0
  63 D   18.99      1.7266E-03   62.40       94.93       198.4       103.0          UL-RL  1.7722E+04  -12.40       0.000
1.000       1.000       94.93       0.000       0.000     DI2_165_168_L_0
  64 D   18.86      1.6095E-03   65.60       94.30       201.6       104.5          UL-RL  1.7722E+04  -12.60       0.000
1.000       1.000       94.30       0.000       0.000     DI2_165_168_L_0
  65 D   18.73      1.4923E-03   68.80       93.65       204.8       106.1          UL-RL  1.7722E+04  -12.80       0.000
1.000       1.000       93.65       0.000       0.000     DI2_165_168_L_0
  66 D   18.60      1.3751E-03   72.00       92.98       208.0       107.6          UL-RL  1.7722E+04  -13.00       0.000
1.000       1.000       92.98       0.000       0.000     DI2_165_168_L_0
  67 D   18.46      1.2579E-03   75.20       92.31       211.2       109.2          UL-RL  1.7722E+04  -13.20       0.000
1.000       1.000       92.31       0.000       0.000     DI2_165_168_L_0
  68 D   13.74      1.1406E-03   78.40       91.62       214.4       110.7          UL-RL  1.7722E+04  -13.40       0.000
1.000       1.000       91.62       0.000       0.000     DI2_165_168_L_0
  69 D   4.564      1.0820E-03   80.00       91.27       216.0       111.5          UL-RL  1.7722E+04  -13.50       0.000
1.000       1.000       91.27       0.000       0.000     DI2_165_168_L_0
```

```
+-----------------------------------------------------------------------------------------------------------------+
|                  PARATIEPLUS(TM)   NLS ENGINE RELEASE  2018.0    FULL VERSION  *Build date:Nov 13, 2017*          |
|                                                                                                                 |
|                         NewProject.BaseDesignSection_28.SLERaraFrequenteQuasiPermanente_1153                    |
|                                 Exe Time : 4 September 2018 18:06:10                                            |
+-----------------------------------------------------------------------------------------------------------------+
New Project


S T R E S S   R E S U L T S   F O R   G R O U P   N O.   3

WallElement_33                                                  :
ELEMENT TYPE    2 NO.OF ELEMENTS. IN THIS GROUP   68
C U R R E N T   T I M E   I S     6.0000

 WALL2D ELEMENT

   EL      TA          TB          MA          MB
-----------------------------------------------------
    1 -123.07      123.07     4.95997E-11 -24.614
    2 -122.86      122.86      24.614     -49.186
    3 -122.41      122.41      49.186     -73.668
    4 -119.24      119.24      73.668     -97.517
    5 -115.03      115.03      97.517     -120.52
    6 -110.97      110.97      120.52     -142.72
    7 -107.08      107.08      142.72     -164.13
    8 -103.41      103.41      164.13     -184.82
    9 -99.945      99.945      184.82     -204.80
   10 -96.695      96.695      204.80     -224.14
   11 -93.651      93.651      224.14     -242.87
   12 -90.802      90.802      242.87     -261.03
   13 -87.779      87.779      261.03     -278.59
   14 -84.507      84.507      278.59     -295.49
   15 -80.991      80.991      295.49     -311.69
   16 -77.234      77.234      311.69     -327.14
   17 -73.240      73.240      327.14     -341.78
   18 -69.031      69.031      341.78     -355.59
   19 -64.588      64.588      355.59     -368.51
   20 -59.910      59.910      368.51     -380.49
   21 -54.997      54.997      380.49     -391.49
   22 -49.850      49.850      391.49     -401.46
   23 -44.487      44.487      401.46     -410.36
   24 -38.892      38.892      410.36     -418.13
   25 -33.066      33.066      418.13     -424.75
   26 -27.872      27.872      424.75     -430.32
   27 -22.468      22.468      430.32     -434.82
   28 -16.866      16.866      434.82     -438.19
   29 -11.055      11.055      438.19     -440.40
   30 -5.0340      5.0340      440.40     -441.41
   31  1.1958     -1.1958      441.41     -441.17
   32  7.6343     -7.6343      441.17     -439.64
   33  14.281     -14.281      439.64     -436.78
   34  21.126     -21.126      436.78     -432.56
   35  28.180     -28.180      432.56     -426.92
   36  35.441     -35.441      426.92     -419.84
   37  42.911     -42.911      419.84     -411.25
   38  50.587     -50.587      411.25     -401.14
   39  58.463     -58.463      401.14     -389.44
   40  66.546     -66.546      389.44     -376.13
   41  74.837     -74.837      376.13     -361.17
   42  83.334     -83.334      361.17     -344.50
   43  92.038     -92.038      344.50     -326.09
   44  100.95     -100.95      326.09     -305.90
   45  109.82     -109.82      305.90     -283.94
   46  118.58     -118.58      283.94     -260.22
   47  122.26     -122.26      260.22     -235.77
   48  123.19     -123.19      235.77     -211.13
   49  121.22     -121.22      211.13     -186.89
   50  116.28     -116.28      186.89     -163.63
   51  108.69     -108.69      163.63     -141.90
   52  100.32     -100.32      141.90     -121.83
```

53	92.009	-92.009	121.83	-103.43
54	83.785	-83.785	103.43	-86.675
55	75.661	-75.661	86.675	-71.543
56	67.642	-67.642	71.543	-58.014
57	59.746	-59.746	58.014	-46.065
58	51.980	-51.980	46.065	-35.669
59	44.475	-44.475	35.669	-26.774
60	37.282	-37.282	26.774	-19.318
61	30.400	-30.400	19.318	-13.237
62	23.828	-23.828	13.237	-8.4719
63	17.570	-17.570	8.4719	-4.9579
64	11.990	-11.990	4.9579	-2.5600
65	7.4271	-7.4271	2.5600	-1.0746
66	3.8848	-3.8848	1.0746	-0.29761
67	1.3655	-1.3655	0.29761	-2.45099E-02
68	0.24507	-0.24507	2.45099E-02	-1.13799E-10

```
+-----------------------------------------------------------------------------------------------------------------------+
|                  PARATIEPLUS(TM)   NLS ENGINE RELEASE  2018.0    FULL VERSION  *Build date:Nov 13, 2017*              |
|                                                                                                                       |
|                         NewProject.BaseDesignSection_28.SLERaraFrequenteQuasiPermanente_1153                          |
|                                 Exe Time : 4 September 2018 18:06:10                                                  |
+-----------------------------------------------------------------------------------------------------------------------+
New Project


S T R E S S   R E S U L T S   F O R   G R O U P   N O.   4

Tieback_175                                                  :
ELEMENT TYPE    6 NO.OF ELEMENTS. IN THIS GROUP    1
C U R R E N T   T I M E   I S     6.0000

 POST-TENSION 2D-BOUNDARY ELEMENT

         EL    FORCE          d0          EDISPL     pl. eps          K     -ve limit   +ve limit
-------------------------------------------------------------------------------------------------------
ANCHOR    1   142.11     -1.49175E-03  9.84326E-04   0.0000       1458.7       0.0000       0.0000     ELASTIC  ORIGINAL
YOUNG MODULUS
```

```
+-------------------------------------------------------------------------------------------------------------------------+
|                   PARATIEPLUS(TM)   NLS ENGINE RELEASE  2018.0    FULL VERSION  *Build date:Nov 13, 2017*               |
|                                                                                                                         |
|                          NewProject.BaseDesignSection_28.SLERaraFrequenteQuasiPermanente_1153                           |
|                                   Exe Time : 4 September 2018 18:06:10                                                  |
+-------------------------------------------------------------------------------------------------------------------------+


     F I N A L    I N C R E M E N T A L    A N A L Y S I S

                    S U M M A R Y

     STEP                                  NO. OF ITERATIONS

        1           CONVERGENCE :YES                      2
        2           CONVERGENCE :YES                      4
        3           CONVERGENCE :YES                      4
        4           CONVERGENCE :YES                      5
        5           CONVERGENCE :YES                      2
        6           CONVERGENCE :YES                      2


 END OF PROCESS FOR PROBLEM
New Project
NONLINEAR SOLUTION CPU TIME ....    0.11 [sec]
DATABASE  CREATION CPU TIME.....    0.42 [sec]
```

Design Assumption : A1+M1+R1 - File di Paratie - File di input (.d)

```
* PARATIE ANALYSIS FOR DESIGN SECTION:Base Design Section USING ASSUMPTION: A1+M1+R1
 * Time:martedì 4 settembre 2018 18:06:10
 * 1: Defining general settings
 UNIT  m kN
 TITLE New Project
 DELTA 0.2
 option param itemax 40
 option control hinges 0 0.0001 0.001

 * 2: Defining wall(s)
 WALL LeftWall_32 0 -13.5 0 1

 * 3: Defining surfaces for wall(s)
 SOIL 0_L LeftWall_32 -13.5 0 1 0
 SOIL 0_R LeftWall_32 -13.5 0 2 180

 * 4: Defining soil layers
 *
 * Soil Profile (Rilevato_2_8_L_0)
 *
 LDATA Rilevato_2_8_L_0 3 LeftWall_32
 ATREST 0.5 0.5 1
 WEIGHT 19 10 10
 PERMEABILITY 0.0001
 RESISTANCE 0 38 0 0 0
 YOUNG 1.5E+04 4.5E+04
 ENDL
 *
 * Soil Profile (DI1_164_167_L_0)
 *
 LDATA DI1_164_167_L_0 0 LeftWall_32
 ATREST 0.5 0.5 1
 WEIGHT 16 6 10
 PERMEABILITY 1E-05
 RESISTANCE 0 30 0 0 0
 YOUNG 3E+04 4.8E+04
 ENDL
 *
 * Soil Profile (DI2_165_168_L_0)
 *
 LDATA DI2_165_168_L_0 -5 LeftWall_32
 ATREST 0.5 0.5 1
 WEIGHT 16 6 10
 PERMEABILITY 1E-05
 RESISTANCE 1 33 0 0 0
 YOUNG 6.8E+04 1.088E+05
 ENDL

 * 5: Defining structural materials
 * Steel material: 108 Name=Fe360 E=206000200 kPa
 MATERIAL Fe360_108 2.06E+08
 * Concrete material: 104 Name=C25/30 E=31475800 kPa
 MATERIAL C2530_104 3.148E+07
 * Rebar material: 124 Name=acciaio armonico E=200100000 kPa
 MATERIAL acciaioarmonico_124 2.001E+08
 * Concrete material: 103 Name=C20/25 E=29962000 kPa
 MATERIAL C2025_103 2.996E+07

 * 6: Defining structural elements
 * 6.1: Beams and combined Wall Elements
 BEAM WallElement_33 LeftWall_32 -13.5 0 C2530_104 0.9794 00 00 0


 * 6.2: Supports
 WIRE Tieback_175 LeftWall_32 0 acciaioarmonico_124 7.29E-06 138.5 30 0 0
```

```
* 6.3: Strips
STRIP LeftWall_32 1 6 1 11 0 23.08 45
STRIP LeftWall_32 1 6 18 12 2.7 23.08 45

* 7: Defining Steps
STEP Stage1_31
CHANGE Rilevato_2_8_L_0 U-FRICT=38 LeftWall_32
CHANGE Rilevato_2_8_L_0 D-FRICT=38 LeftWall_32
CHANGE Rilevato_2_8_L_0 U-KA=0.238 LeftWall_32
CHANGE Rilevato_2_8_L_0 U-KP=7.232 LeftWall_32
CHANGE Rilevato_2_8_L_0 D-KA=0.238 LeftWall_32
CHANGE Rilevato_2_8_L_0 D-KP=7.232 LeftWall_32
CHANGE DI1_164_167_L_0 U-FRICT=30 LeftWall_32
CHANGE DI1_164_167_L_0 D-FRICT=30 LeftWall_32
CHANGE DI1_164_167_L_0 U-KA=0.333 LeftWall_32
CHANGE DI1_164_167_L_0 U-KP=4.288 LeftWall_32
CHANGE DI1_164_167_L_0 D-KA=0.333 LeftWall_32
CHANGE DI1_164_167_L_0 D-KP=4.288 LeftWall_32
CHANGE DI2_165_168_L_0 U-FRICT=33 LeftWall_32
CHANGE DI2_165_168_L_0 D-FRICT=33 LeftWall_32
CHANGE DI2_165_168_L_0 U-KA=0.295 LeftWall_32
CHANGE DI2_165_168_L_0 U-KP=6.049 LeftWall_32
CHANGE DI2_165_168_L_0 D-KA=0.295 LeftWall_32
CHANGE DI2_165_168_L_0 D-KP=5.16 LeftWall_32
CHANGE Rilevato_2_8_L_0 U-COHE=0 LeftWall_32
CHANGE Rilevato_2_8_L_0 U-ADHES=0 LeftWall_32
CHANGE Rilevato_2_8_L_0 D-COHE=0 LeftWall_32
CHANGE Rilevato_2_8_L_0 D-ADHES=0 LeftWall_32
CHANGE DI1_164_167_L_0 U-COHE=0 LeftWall_32
CHANGE DI1_164_167_L_0 U-ADHES=0 LeftWall_32
CHANGE DI1_164_167_L_0 D-COHE=0 LeftWall_32
CHANGE DI1_164_167_L_0 D-ADHES=0 LeftWall_32
CHANGE DI2_165_168_L_0 U-COHE=1 LeftWall_32
CHANGE DI2_165_168_L_0 U-ADHES=0 LeftWall_32
CHANGE DI2_165_168_L_0 D-COHE=1 LeftWall_32
CHANGE DI2_165_168_L_0 D-ADHES=0 LeftWall_32
SETWALL LeftWall_32
GEOM 0 0
WATER -18 0 -13.5 0 0
ADD WallElement_33
ENDSTEP

STEP Stage2_183
SETWALL LeftWall_32
GEOM 0 -1
WATER -18 0 -13.5 0 0
ENDSTEP

STEP Stage3_283
SETWALL LeftWall_32
GEOM 0 -1
WATER -18 0 -13.5 0 0
ADD Tieback_175
ENDSTEP

STEP Stage4_383
SETWALL LeftWall_32
GEOM 0 -9
WATER -18 0 -13.5 0 0
ENDSTEP

STEP Stage5_744
SETWALL LeftWall_32
GEOM 0 -8.5
WATER -18 0 -13.5 0 0
ENDSTEP

STEP Stage6_2841
SETWALL LeftWall_32
GEOM 0 -8.5
WATER -18 0 -13.5 0 0
```

```
ENDSTEP
```

Design Assumption : A1+M1+R1 - File di Paratie - File di output (.out)

```
+-------------------------------------------------------------------------------------------------------------------------+
|                   PARATIEPLUS(TM)   NLS ENGINE RELEASE  2018.0    FULL VERSION  *Build date:Nov 13, 2017*               |
|                                                                                                                         |
|                                    NewProject.BaseDesignSection_28.A1M1R1_1183                                          |
|                                  Exe Time : 4 September 2018 18:06:10                                                   |
+-------------------------------------------------------------------------------------------------------------------------+

                  ***********************************************************
                  *                                                         *
                  *  PARATIE PLUS Non-Linear Spring Engine                  *
                  *                                                         *
                  *          AN ELASTOPLASTIC FINITE ELEMENT PROGRAM        *
                  *          FOR FLEXIBLE EARTH-RETAINING STRUCTURES        *
                  *                                                         *
                  *          Written by Ce.A.S. s.r.l. (ITALY)              *
                  *          with the scientific supervision of             *
                  *          Roberto Nova - full professor SOIL MECHANICS   *
                  *          at Politecnico di Milano (ITALY)               *
                  *                                                         *
                  ***********************************************************
                  *                                                         *
                  *  RELEASE   2018.0     *Build date:Nov 13, 2017*    *
                  *                                                        *
                  *                                                        *
                  *  Ce.A.S.     S.R.L   CENTRO DI ANALISI STRUTTURALE      *
                  *              VIALE   GIUSTINIANO 10                     *
                  *              20129   M I L A N O  (ITALIA)              *
                  *  TEL.        +39 02 2020221                             *
                  *                                                         *
                  *  email       bruno.becci@ceas.it                        *
                  *  Web Page    www.ceas.it     www.paratieplus.com        *
                  ***********************************************************



 JOB : NewProject.BaseDesignSection_28.A1M1R1_1183
 STARTING
ACCEPTED   <FILE,GENW                                                                >
ACCEPTED   <FILE,PLOTTER,BINARY                                                      >
ACCEPTED   <SOLVE TOTAL_STRESS                                                       >
ACCEPTED   <PARAM ITEMAX 40                                                          >
ACCEPTED   <CONTROL HINGES 0 0.0001 0.001                                            >


                  ***********************************************************
                  *                                                         *
                  *  WARNING : PORE PRESSURES ARE AUTOMATICALLY COMPUTED    *
                  *    BY THE PROGRAM.                                      *
                  ***********************************************************

PRELIMINARY OPERATIONS CPU TIME     0.01 [sec]
```

```
+-------------------------------------------------------------------------------------------------------------------------+
|                   PARATIEPLUS(TM)   NLS ENGINE RELEASE  2018.0    FULL VERSION  *Build date:Nov 13, 2017*              |
|                                                                                                                         |
|                                      NewProject.BaseDesignSection_28.A1M1R1_1183                                        |
|                                   Exe Time : 4 September 2018 18:06:11                                                  |
+-------------------------------------------------------------------------------------------------------------------------+


INPUT FILE HAS BEEN GENERATED BY WALGEN PROGRAM


New Project


NO. OF NODAL POINTS (NUMNP) ...................   69
NO. OF COORDINATES  (NCOORD)...................    2
NO. OF NODE DOFS    (NDOF).....................    2
NO. OF EQUATIONS    (NEQ)...................... 138
NO. OF CONSTRAINTS CARDS (NVINC)...............    0
NO. OF ELEMENT GROUPS (NEG).....................    4
NO. OF SOLUTION STEPS (NSTE)...................    6
NO. OF ELEMENT SETS ATTACHED TO SLAVE NODES ...    0
NO. OF RECORD FROM WALGEN .....................   99
NO. OF LONG NAMES (LASTNAME) ..................   24
LENGTH UNIT CHOICE ............................    3 (M   )
FORCE  UNIT CHOICE ............................    3 (KN  )
MAX PORE PRESSURE TABLE LENGTH.................    1
NO. OF ELEMENT GROUPS REQUIRING ADD. SLIP DOF .    0


IDOFA (01) =  2  Y-DISPL.F
IDOFA (02) =  4   X-ROT. F

 RELEVANT ITEMS UNITS

 STRESSES                  kPa
 Y-DISPLACEMENTS           m
 ROTATIONS                 RADIANS
 BEAM AND SLAB MOMENTS     kN*m/m
 BEAM SHEAR FORCES         kN/m
 ANCHOR FORCES             kN/m
 AXIAL FORCES IN TRUSSES   kN/m
 AXIAL FORCES SPRINGS      kN/m
 Y-REACTIONS               kN/m
 X-MOMENT REACTIONS        kN*m/m
 ETC.
```

```
+-----------------------------------------------------------------------------------------------------------------------+
|                  PARATIEPLUS(TM)   NLS ENGINE RELEASE  2018.0    FULL VERSION  *Build date:Nov 13, 2017*              |
|                                                                                                                       |
|                                    NewProject.BaseDesignSection_28.A1M1R1_1183                                         |
|                                 Exe Time : 4 September 2018 18:06:11                                                  |
+-----------------------------------------------------------------------------------------------------------------------+
                  P R E P R O C E S S O R    D A T A

                  N O.  O F   C O M M A N D S    99

    1 : UNIT  m kN
    2 : TITLE New Project
    3 : DELTA 0.2
    4 : option param itemax 40
    5 : option control hinges 0 0.0001 0.001
    6 : WALL LeftWall_32 0 -13.5 0 1
    7 : SOIL 0_L LeftWall_32 -13.5 0 1 0
    8 : SOIL 0_R LeftWall_32 -13.5 0 2 180
    9 : LDATA Rilevato_2_8_L_0 3 LeftWall_32
   10 : ATREST 0.5 0.5 1
   11 : WEIGHT 19 10 10
   12 : PERMEABILITY 0.0001
   13 : RESISTANCE 0 38 0 0 0
   14 : YOUNG 1.5E+04 4.5E+04
   15 : ENDL
   16 : LDATA DI1_164_167_L_0 0 LeftWall_32
   17 : ATREST 0.5 0.5 1
   18 : WEIGHT 16 6 10
   19 : PERMEABILITY 1E-05
   20 : RESISTANCE 0 30 0 0 0
   21 : YOUNG 3E+04 4.8E+04
   22 : ENDL
   23 : LDATA DI2_165_168_L_0 -5 LeftWall_32
   24 : ATREST 0.5 0.5 1
   25 : WEIGHT 16 6 10
   26 : PERMEABILITY 1E-05
   27 : RESISTANCE 1 33 0 0 0
   28 : YOUNG 6.8E+04 1.088E+05
   29 : ENDL
   30 : MATERIAL Fe360_108 2.06E+08
   31 : MATERIAL C2530_104 3.148E+07
   32 : MATERIAL acciaioarmonico_124 2.001E+08
   33 : MATERIAL C2025_103 2.996E+07
   34 : BEAM WallElement_33 LeftWall_32 -13.5 0 C2530_104 0.9794 00 00 0
   35 : WIRE Tieback_175 LeftWall_32 0 acciaioarmonico_124 7.29E-06 138.5 30 0 0
   36 : STRIP LeftWall_32 1 6 1 11 0 23.08 45
   37 : STRIP LeftWall_32 1 6 18 12 2.7 23.08 45
   38 : STEP Stage1_31
   39 : CHANGE Rilevato_2_8_L_0 U-FRICT=38 LeftWall_32
   40 : CHANGE Rilevato_2_8_L_0 D-FRICT=38 LeftWall_32
   41 : CHANGE Rilevato_2_8_L_0 U-KA=0.238 LeftWall_32
   42 : CHANGE Rilevato_2_8_L_0 U-KP=7.232 LeftWall_32
   43 : CHANGE Rilevato_2_8_L_0 D-KA=0.238 LeftWall_32
   44 : CHANGE Rilevato_2_8_L_0 D-KP=7.232 LeftWall_32
   45 : CHANGE DI1_164_167_L_0 U-FRICT=30 LeftWall_32
   46 : CHANGE DI1_164_167_L_0 D-FRICT=30 LeftWall_32
   47 : CHANGE DI1_164_167_L_0 U-KA=0.333 LeftWall_32
   48 : CHANGE DI1_164_167_L_0 U-KP=4.288 LeftWall_32
   49 : CHANGE DI1_164_167_L_0 D-KA=0.333 LeftWall_32
   50 : CHANGE DI1_164_167_L_0 D-KP=4.288 LeftWall_32
   51 : CHANGE DI2_165_168_L_0 U-FRICT=33 LeftWall_32
   52 : CHANGE DI2_165_168_L_0 D-FRICT=33 LeftWall_32
   53 : CHANGE DI2_165_168_L_0 U-KA=0.295 LeftWall_32
   54 : CHANGE DI2_165_168_L_0 U-KP=6.049 LeftWall_32
   55 : CHANGE DI2_165_168_L_0 D-KA=0.295 LeftWall_32
   56 : CHANGE DI2_165_168_L_0 D-KP=5.16 LeftWall_32
   57 : CHANGE Rilevato_2_8_L_0 U-COHE=0 LeftWall_32
   58 : CHANGE Rilevato_2_8_L_0 U-ADHES=0 LeftWall_32
   59 : CHANGE Rilevato_2_8_L_0 D-COHE=0 LeftWall_32
   60 : CHANGE Rilevato_2_8_L_0 D-ADHES=0 LeftWall_32
   61 : CHANGE DI1_164_167_L_0 U-COHE=0 LeftWall_32
```

```
62 : CHANGE DI1_164_167_L_0 U-ADHES=0 LeftWall_32
63 : CHANGE DI1_164_167_L_0 D-COHE=0 LeftWall_32
64 : CHANGE DI1_164_167_L_0 D-ADHES=0 LeftWall_32
65 : CHANGE DI2_165_168_L_0 U-COHE=1 LeftWall_32
66 : CHANGE DI2_165_168_L_0 U-ADHES=0 LeftWall_32
67 : CHANGE DI2_165_168_L_0 D-COHE=1 LeftWall_32
68 : CHANGE DI2_165_168_L_0 D-ADHES=0 LeftWall_32
69 : SETWALL LeftWall_32
70 : GEOM 0 0
71 : WATER -18 0 -13.5 0 0
72 : ADD WallElement_33
73 : ENDSTEP
74 : STEP Stage2_183
75 : SETWALL LeftWall_32
76 : GEOM 0 -1
77 : WATER -18 0 -13.5 0 0
78 : ENDSTEP
79 : STEP Stage3_283
80 : SETWALL LeftWall_32
81 : GEOM 0 -1
82 : WATER -18 0 -13.5 0 0
83 : ADD Tieback_175
84 : ENDSTEP
85 : STEP Stage4_383
86 : SETWALL LeftWall_32
87 : GEOM 0 -9
88 : WATER -18 0 -13.5 0 0
89 : ENDSTEP
90 : STEP Stage5_744
91 : SETWALL LeftWall_32
92 : GEOM 0 -8.5
93 : WATER -18 0 -13.5 0 0
94 : ENDSTEP
95 : STEP Stage6_2841
96 : SETWALL LeftWall_32
97 : GEOM 0 -8.5
98 : WATER -18 0 -13.5 0 0
99 : ENDSTEP
```

PARATIEPLUS(TM) NLS ENGINE RELEASE 2018.0 FULL VERSION *Build date:Nov 13, 2017*

NewProject.BaseDesignSection_28.A1M1R1_1183

Exe Time : 4 September 2018 18:06:11

N O D A L P O I N T D A T A

NODE	Y-COORD	Z-COORD	NODE	Y-COORD	Z-COORD	NODE	Y-COORD	Z-COORD	NODE	Y-COORD	Z-COORD
1	0.0000	0.0000	2	0.0000	-0.20000	3	0.0000	-0.40000	4	0.0000	-0.60000
5	0.0000	-0.80000	6	0.0000	-1.0000	7	0.0000	-1.2000	8	0.0000	-1.4000
9	0.0000	-1.6000	10	0.0000	-1.8000	11	0.0000	-2.0000	12	0.0000	-2.2000
13	0.0000	-2.4000	14	0.0000	-2.6000	15	0.0000	-2.8000	16	0.0000	-3.0000
17	0.0000	-3.2000	18	0.0000	-3.4000	19	0.0000	-3.6000	20	0.0000	-3.8000
21	0.0000	-4.0000	22	0.0000	-4.2000	23	0.0000	-4.4000	24	0.0000	-4.6000
25	0.0000	-4.8000	26	0.0000	-5.0000	27	0.0000	-5.2000	28	0.0000	-5.4000
29	0.0000	-5.6000	30	0.0000	-5.8000	31	0.0000	-6.0000	32	0.0000	-6.2000
33	0.0000	-6.4000	34	0.0000	-6.6000	35	0.0000	-6.8000	36	0.0000	-7.0000
37	0.0000	-7.2000	38	0.0000	-7.4000	39	0.0000	-7.6000	40	0.0000	-7.8000
41	0.0000	-8.0000	42	0.0000	-8.2000	43	0.0000	-8.4000	44	0.0000	-8.6000
45	0.0000	-8.8000	46	0.0000	-9.0000	47	0.0000	-9.2000	48	0.0000	-9.4000
49	0.0000	-9.6000	50	0.0000	-9.8000	51	0.0000	-10.000	52	0.0000	-10.200
53	0.0000	-10.400	54	0.0000	-10.600	55	0.0000	-10.800	56	0.0000	-11.000
57	0.0000	-11.200	58	0.0000	-11.400	59	0.0000	-11.600	60	0.0000	-11.800
61	0.0000	-12.000	62	0.0000	-12.200	63	0.0000	-12.400	64	0.0000	-12.600
65	0.0000	-12.800	66	0.0000	-13.000	67	0.0000	-13.200	68	0.0000	-13.400
69	0.0000	-13.500									

```
+-----------------------------------------------------------------------------------------------------------------------+
|                   PARATIEPLUS(TM)   NLS ENGINE RELEASE  2018.0    FULL VERSION  *Build date:Nov 13, 2017*              |
|                                                                                                                       |
|                                      NewProject.BaseDesignSection_28.A1M1R1_1183                                      |
|                                  Exe Time : 4 September 2018 18:06:11                                                 |
+-----------------------------------------------------------------------------------------------------------------------+
 ELEMENT GROUP NO.  1

0_L                                                                  :
   5  69   0   1   0   0   0   0   0   0   0   0   0   0   0   3   0   0   0   0
....................................
..........2D PLASTIC SOIL ..........
....................................

element group behaviour throughout stage analysis

stage   status
-------------------
    1   active
    2   active
    3   active
    4   active
    5   active
    6   active

 material set no.    1

 prop( 1) angle              0.00000
 prop( 2) layer as foreseen  1.00000


 material set no.    2

 prop( 1) angle              0.00000
 prop( 2) layer as foreseen  2.00000


 material set no.    3

 prop( 1) angle              0.00000
 prop( 2) layer as foreseen  3.00000


 element data

   el    n  mat      area     .....     .....     .....      flag
-----------------------------------------------------------------

    1    1    2   0.1000     0.000     0.000     0.000     1.000
    2    2    2   0.2000     0.000     0.000     0.000     1.000
    3    3    2   0.2000     0.000     0.000     0.000     1.000
    4    4    2   0.2000     0.000     0.000     0.000     1.000
    5    5    2   0.2000     0.000     0.000     0.000     1.000
    6    6    2   0.2000     0.000     0.000     0.000     1.000
    7    7    2   0.2000     0.000     0.000     0.000     1.000
    8    8    2   0.2000     0.000     0.000     0.000     1.000
    9    9    2   0.2000     0.000     0.000     0.000     1.000
   10   10    2   0.2000     0.000     0.000     0.000     1.000
   11   11    2   0.2000     0.000     0.000     0.000     1.000
   12   12    2   0.2000     0.000     0.000     0.000     1.000
   13   13    2   0.2000     0.000     0.000     0.000     1.000
   14   14    2   0.2000     0.000     0.000     0.000     1.000
   15   15    2   0.2000     0.000     0.000     0.000     1.000
   16   16    2   0.2000     0.000     0.000     0.000     1.000
   17   17    2   0.2000     0.000     0.000     0.000     1.000
   18   18    2   0.2000     0.000     0.000     0.000     1.000
   19   19    2   0.2000     0.000     0.000     0.000     1.000
   20   20    2   0.2000     0.000     0.000     0.000     1.000
   21   21    2   0.2000     0.000     0.000     0.000     1.000
   22   22    2   0.2000     0.000     0.000     0.000     1.000
   23   23    2   0.2000     0.000     0.000     0.000     1.000
```

24	24	2	0.2000	0.000	0.000	0.000	1.000
25	25	2	0.2000	0.000	0.000	0.000	1.000
26	26	2	0.2000	0.000	0.000	0.000	1.000
27	27	3	0.2000	0.000	0.000	0.000	1.000
28	28	3	0.2000	0.000	0.000	0.000	1.000
29	29	3	0.2000	0.000	0.000	0.000	1.000
30	30	3	0.2000	0.000	0.000	0.000	1.000
31	31	3	0.2000	0.000	0.000	0.000	1.000
32	32	3	0.2000	0.000	0.000	0.000	1.000
33	33	3	0.2000	0.000	0.000	0.000	1.000
34	34	3	0.2000	0.000	0.000	0.000	1.000
35	35	3	0.2000	0.000	0.000	0.000	1.000
36	36	3	0.2000	0.000	0.000	0.000	1.000
37	37	3	0.2000	0.000	0.000	0.000	1.000
38	38	3	0.2000	0.000	0.000	0.000	1.000
39	39	3	0.2000	0.000	0.000	0.000	1.000
40	40	3	0.2000	0.000	0.000	0.000	1.000
41	41	3	0.2000	0.000	0.000	0.000	1.000
42	42	3	0.2000	0.000	0.000	0.000	1.000
43	43	3	0.2000	0.000	0.000	0.000	1.000
44	44	3	0.2000	0.000	0.000	0.000	1.000
45	45	3	0.2000	0.000	0.000	0.000	1.000
46	46	3	0.2000	0.000	0.000	0.000	1.000
47	47	3	0.2000	0.000	0.000	0.000	1.000
48	48	3	0.2000	0.000	0.000	0.000	1.000
49	49	3	0.2000	0.000	0.000	0.000	1.000
50	50	3	0.2000	0.000	0.000	0.000	1.000
51	51	3	0.2000	0.000	0.000	0.000	1.000
52	52	3	0.2000	0.000	0.000	0.000	1.000
53	53	3	0.2000	0.000	0.000	0.000	1.000
54	54	3	0.2000	0.000	0.000	0.000	1.000
55	55	3	0.2000	0.000	0.000	0.000	1.000
56	56	3	0.2000	0.000	0.000	0.000	1.000
57	57	3	0.2000	0.000	0.000	0.000	1.000
58	58	3	0.2000	0.000	0.000	0.000	1.000
59	59	3	0.2000	0.000	0.000	0.000	1.000
60	60	3	0.2000	0.000	0.000	0.000	1.000
61	61	3	0.2000	0.000	0.000	0.000	1.000
62	62	3	0.2000	0.000	0.000	0.000	1.000
63	63	3	0.2000	0.000	0.000	0.000	1.000
64	64	3	0.2000	0.000	0.000	0.000	1.000
65	65	3	0.2000	0.000	0.000	0.000	1.000
66	66	3	0.2000	0.000	0.000	0.000	1.000
67	67	3	0.2000	0.000	0.000	0.000	1.000
68	68	3	0.1500	0.000	0.000	0.000	1.000
69	69	3	0.5000E-01	0.000	0.000	0.000	1.000

```
+-------------------------------------------------------------------------------------------------------------------------+
|                   PARATIEPLUS(TM)   NLS ENGINE RELEASE  2018.0    FULL VERSION  *Build date:Nov 13, 2017*               |
|                                                                                                                         |
|                                     NewProject.BaseDesignSection_28.A1M1R1_1183                                         |
|                                  Exe Time : 4 September 2018 18:06:11                                                   |
+-------------------------------------------------------------------------------------------------------------------------+
 ELEMENT GROUP NO.  2

0_R                                                          :
   5  69   0   1   0   0   0   0   0   0   0   0   0   0   0   3   0   0   0   0
.....................................
.........2D PLASTIC SOIL ..........
.....................................

element group behaviour throughout stage analysis

stage   status
------------------
    1   active
    2   active
    3   active
    4   active
    5   active
    6   active

 material set no.    1

 prop( 1) angle              180.000
 prop( 2) layer as foreseen  1.00000


 material set no.    2

 prop( 1) angle              180.000
 prop( 2) layer as foreseen  2.00000


 material set no.    3

 prop( 1) angle              180.000
 prop( 2) layer as foreseen  3.00000


 element data

   el    n  mat      area      .....     .....     .....      flag
-------------------------------------------------------------------

    1    1    2   0.1000     0.000     0.000     0.000     2.000
    2    2    2   0.2000     0.000     0.000     0.000     2.000
    3    3    2   0.2000     0.000     0.000     0.000     2.000
    4    4    2   0.2000     0.000     0.000     0.000     2.000
    5    5    2   0.2000     0.000     0.000     0.000     2.000
    6    6    2   0.2000     0.000     0.000     0.000     2.000
    7    7    2   0.2000     0.000     0.000     0.000     2.000
    8    8    2   0.2000     0.000     0.000     0.000     2.000
    9    9    2   0.2000     0.000     0.000     0.000     2.000
   10   10    2   0.2000     0.000     0.000     0.000     2.000
   11   11    2   0.2000     0.000     0.000     0.000     2.000
   12   12    2   0.2000     0.000     0.000     0.000     2.000
   13   13    2   0.2000     0.000     0.000     0.000     2.000
   14   14    2   0.2000     0.000     0.000     0.000     2.000
   15   15    2   0.2000     0.000     0.000     0.000     2.000
   16   16    2   0.2000     0.000     0.000     0.000     2.000
   17   17    2   0.2000     0.000     0.000     0.000     2.000
   18   18    2   0.2000     0.000     0.000     0.000     2.000
   19   19    2   0.2000     0.000     0.000     0.000     2.000
   20   20    2   0.2000     0.000     0.000     0.000     2.000
   21   21    2   0.2000     0.000     0.000     0.000     2.000
   22   22    2   0.2000     0.000     0.000     0.000     2.000
   23   23    2   0.2000     0.000     0.000     0.000     2.000
```

24	24	2	0.2000	0.000	0.000	0.000	2.000
25	25	2	0.2000	0.000	0.000	0.000	2.000
26	26	2	0.2000	0.000	0.000	0.000	2.000
27	27	3	0.2000	0.000	0.000	0.000	2.000
28	28	3	0.2000	0.000	0.000	0.000	2.000
29	29	3	0.2000	0.000	0.000	0.000	2.000
30	30	3	0.2000	0.000	0.000	0.000	2.000
31	31	3	0.2000	0.000	0.000	0.000	2.000
32	32	3	0.2000	0.000	0.000	0.000	2.000
33	33	3	0.2000	0.000	0.000	0.000	2.000
34	34	3	0.2000	0.000	0.000	0.000	2.000
35	35	3	0.2000	0.000	0.000	0.000	2.000
36	36	3	0.2000	0.000	0.000	0.000	2.000
37	37	3	0.2000	0.000	0.000	0.000	2.000
38	38	3	0.2000	0.000	0.000	0.000	2.000
39	39	3	0.2000	0.000	0.000	0.000	2.000
40	40	3	0.2000	0.000	0.000	0.000	2.000
41	41	3	0.2000	0.000	0.000	0.000	2.000
42	42	3	0.2000	0.000	0.000	0.000	2.000
43	43	3	0.2000	0.000	0.000	0.000	2.000
44	44	3	0.2000	0.000	0.000	0.000	2.000
45	45	3	0.2000	0.000	0.000	0.000	2.000
46	46	3	0.2000	0.000	0.000	0.000	2.000
47	47	3	0.2000	0.000	0.000	0.000	2.000
48	48	3	0.2000	0.000	0.000	0.000	2.000
49	49	3	0.2000	0.000	0.000	0.000	2.000
50	50	3	0.2000	0.000	0.000	0.000	2.000
51	51	3	0.2000	0.000	0.000	0.000	2.000
52	52	3	0.2000	0.000	0.000	0.000	2.000
53	53	3	0.2000	0.000	0.000	0.000	2.000
54	54	3	0.2000	0.000	0.000	0.000	2.000
55	55	3	0.2000	0.000	0.000	0.000	2.000
56	56	3	0.2000	0.000	0.000	0.000	2.000
57	57	3	0.2000	0.000	0.000	0.000	2.000
58	58	3	0.2000	0.000	0.000	0.000	2.000
59	59	3	0.2000	0.000	0.000	0.000	2.000
60	60	3	0.2000	0.000	0.000	0.000	2.000
61	61	3	0.2000	0.000	0.000	0.000	2.000
62	62	3	0.2000	0.000	0.000	0.000	2.000
63	63	3	0.2000	0.000	0.000	0.000	2.000
64	64	3	0.2000	0.000	0.000	0.000	2.000
65	65	3	0.2000	0.000	0.000	0.000	2.000
66	66	3	0.2000	0.000	0.000	0.000	2.000
67	67	3	0.2000	0.000	0.000	0.000	2.000
68	68	3	0.1500	0.000	0.000	0.000	2.000
69	69	3	0.5000E-01	0.000	0.000	0.000	2.000

```
+-----------------------------------------------------------------------------------------------------------------------+
|                   PARATIEPLUS(TM)   NLS ENGINE RELEASE  2018.0    FULL VERSION  *Build date:Nov 13, 2017*             |
|                                                                                                                       |
|                                     NewProject.BaseDesignSection_28.A1M1R1_1183                                       |
|                                  Exe Time : 4 September 2018 18:06:11                                                 |
+-----------------------------------------------------------------------------------------------------------------------+
 ELEMENT GROUP NO.  3

WallElement_33                                          :
   2  68   0   1   0   0   0   0   0   0   0   0   0   0   1   0   0   1   0
.....................................
.........2D WALL ELEMENT...........
.....................................

element group behaviour throughout stage analysis

stage   status
------------------
    1   active
    2   active
    3   active
    4   active
    5   active
    6   active

 material set no.    1

 prop( 1) young modulus      0.314800E+08
 prop( 2) modification  time  0.00000
 prop( 3) new young modulus   0.00000
 prop( 4) poisson ratio       0.00000
 prop( 5) future ............0.294300E-43

 no. of step variable items:     1
 step  inertia multipier
--------------------------
    1   1.000
    2   1.000
    3   1.000
    4   1.000
    5   1.000
    6   1.000

 element data

   el   na   nb  mat      erc1      erc2     thick      by-i      by-j
-------------------------------------------------------------

    1    1    2    1    0.000     0.000    0.9794     0.000     0.000
    2    2    3    1    0.000     0.000    0.9794     0.000     0.000
    3    3    4    1    0.000     0.000    0.9794     0.000     0.000
    4    4    5    1    0.000     0.000    0.9794     0.000     0.000
    5    5    6    1    0.000     0.000    0.9794     0.000     0.000
    6    6    7    1    0.000     0.000    0.9794     0.000     0.000
    7    7    8    1    0.000     0.000    0.9794     0.000     0.000
    8    8    9    1    0.000     0.000    0.9794     0.000     0.000
    9    9   10    1    0.000     0.000    0.9794     0.000     0.000
   10   10   11    1    0.000     0.000    0.9794     0.000     0.000
   11   11   12    1    0.000     0.000    0.9794     0.000     0.000
   12   12   13    1    0.000     0.000    0.9794     0.000     0.000
   13   13   14    1    0.000     0.000    0.9794     0.000     0.000
   14   14   15    1    0.000     0.000    0.9794     0.000     0.000
   15   15   16    1    0.000     0.000    0.9794     0.000     0.000
   16   16   17    1    0.000     0.000    0.9794     0.000     0.000
   17   17   18    1    0.000     0.000    0.9794     0.000     0.000
   18   18   19    1    0.000     0.000    0.9794     0.000     0.000
   19   19   20    1    0.000     0.000    0.9794     0.000     0.000
   20   20   21    1    0.000     0.000    0.9794     0.000     0.000
   21   21   22    1    0.000     0.000    0.9794     0.000     0.000
   22   22   23    1    0.000     0.000    0.9794     0.000     0.000
   23   23   24    1    0.000     0.000    0.9794     0.000     0.000
```

24	24	25	1	0.000	0.000	0.9794	0.000	0.000
25	25	26	1	0.000	0.000	0.9794	0.000	0.000
26	26	27	1	0.000	0.000	0.9794	0.000	0.000
27	27	28	1	0.000	0.000	0.9794	0.000	0.000
28	28	29	1	0.000	0.000	0.9794	0.000	0.000
29	29	30	1	0.000	0.000	0.9794	0.000	0.000
30	30	31	1	0.000	0.000	0.9794	0.000	0.000
31	31	32	1	0.000	0.000	0.9794	0.000	0.000
32	32	33	1	0.000	0.000	0.9794	0.000	0.000
33	33	34	1	0.000	0.000	0.9794	0.000	0.000
34	34	35	1	0.000	0.000	0.9794	0.000	0.000
35	35	36	1	0.000	0.000	0.9794	0.000	0.000
36	36	37	1	0.000	0.000	0.9794	0.000	0.000
37	37	38	1	0.000	0.000	0.9794	0.000	0.000
38	38	39	1	0.000	0.000	0.9794	0.000	0.000
39	39	40	1	0.000	0.000	0.9794	0.000	0.000
40	40	41	1	0.000	0.000	0.9794	0.000	0.000
41	41	42	1	0.000	0.000	0.9794	0.000	0.000
42	42	43	1	0.000	0.000	0.9794	0.000	0.000
43	43	44	1	0.000	0.000	0.9794	0.000	0.000
44	44	45	1	0.000	0.000	0.9794	0.000	0.000
45	45	46	1	0.000	0.000	0.9794	0.000	0.000
46	46	47	1	0.000	0.000	0.9794	0.000	0.000
47	47	48	1	0.000	0.000	0.9794	0.000	0.000
48	48	49	1	0.000	0.000	0.9794	0.000	0.000
49	49	50	1	0.000	0.000	0.9794	0.000	0.000
50	50	51	1	0.000	0.000	0.9794	0.000	0.000
51	51	52	1	0.000	0.000	0.9794	0.000	0.000
52	52	53	1	0.000	0.000	0.9794	0.000	0.000
53	53	54	1	0.000	0.000	0.9794	0.000	0.000
54	54	55	1	0.000	0.000	0.9794	0.000	0.000
55	55	56	1	0.000	0.000	0.9794	0.000	0.000
56	56	57	1	0.000	0.000	0.9794	0.000	0.000
57	57	58	1	0.000	0.000	0.9794	0.000	0.000
58	58	59	1	0.000	0.000	0.9794	0.000	0.000
59	59	60	1	0.000	0.000	0.9794	0.000	0.000
60	60	61	1	0.000	0.000	0.9794	0.000	0.000
61	61	62	1	0.000	0.000	0.9794	0.000	0.000
62	62	63	1	0.000	0.000	0.9794	0.000	0.000
63	63	64	1	0.000	0.000	0.9794	0.000	0.000
64	64	65	1	0.000	0.000	0.9794	0.000	0.000
65	65	66	1	0.000	0.000	0.9794	0.000	0.000
66	66	67	1	0.000	0.000	0.9794	0.000	0.000
67	67	68	1	0.000	0.000	0.9794	0.000	0.000
68	68	69	1	0.000	0.000	0.9794	0.000	0.000

```
+-------------------------------------------------------------------------------------------------------------------------+
|                   PARATIEPLUS(TM)   NLS ENGINE RELEASE  2018.0    FULL VERSION  *Build date:Nov 13, 2017*              |
|                                                                                                                         |
|                                     NewProject.BaseDesignSection_28.A1M1R1_1183                                         |
|                                  Exe Time : 4 September 2018 18:06:11                                                   |
+-------------------------------------------------------------------------------------------------------------------------+
 ELEMENT GROUP NO.  4

Tieback_175                                                 :
   6   1   0   1   0   0   0   0   0   0   0   0   0   0   0   1   0   0   2   0
.....................................
.........2D POST-TENSION ANCHOR....
.....................................

element group behaviour throughout stage analysis

stage   status
------------------
    1  inactive
    2  inactive
    3   active
    4   active
    5   active
    6   active

 material set no.    1

 prop( 1) angle          30.0000
 prop( 2) young modulus 0.200100E+09
 prop( 3) modification  time  0.00000
 prop( 4) new young modulus   0.00000

 no. of step variable items:     2
 step   -ve lim     +ve lim
------------------------------
    1   0.000       0.000
    2   0.000       0.000
    3   0.000       0.000
    4   0.000       0.000
    5   0.000       0.000
    6   0.000       0.000

 element data

   el    n  mat       a/l     pinit    yieldc    yieldt
-----------------------------------------------------------

    1    1    1   0.7290E-05 138.5     0.000     0.000
```

```
+-------------------------------------------------------------------------------------------------------------------------+
|                   PARATIEPLUS(TM)   NLS ENGINE RELEASE  2018.0    FULL VERSION  *Build date:Nov 13, 2017*              |
|                                                                                                                         |
|                                     NewProject.BaseDesignSection_28.A1M1R1_1183                                         |
|                                  Exe Time : 4 September 2018 18:06:11                                                   |
+-------------------------------------------------------------------------------------------------------------------------+


NO. OF NODAL LOADS  (NLOAD) ...................    0
NO. OF LOAD CURVES  (NLCUR) ...................   12
MAXIMUM POINTS/LCURVE (NPTM)...................    5
```

```
+-------------------------------------------------------------------------------------------------------------------------+
|                  PARATIEPLUS(TM)   NLS ENGINE RELEASE  2018.0    FULL VERSION  *Build date:Nov 13, 2017*              |
|                                                                                                                         |
|                                    NewProject.BaseDesignSection_28.A1M1R1_1183                                          |
|                                 Exe Time : 4 September 2018 18:06:11                                                    |
+-------------------------------------------------------------------------------------------------------------------------+
L O A D     D A T A


    LOAD FUNCTION NUMBER   =    1
    NUMBER OF TIME POINTS  =    5

    TIME VALUE      FUNCTION

       0.00000    0.0000E+00
       0.80000    0.0000E+00
       1.00000    0.1000E+01
       1.20000    0.0000E+00
       7.00000    0.0000E+00


    LOAD FUNCTION NUMBER   =    2
    NUMBER OF TIME POINTS  =    5

    TIME VALUE      FUNCTION

       0.00000    0.0000E+00
       1.80000    0.0000E+00
       2.00000    0.1000E+01
       2.20000    0.0000E+00
       7.00000    0.0000E+00


    LOAD FUNCTION NUMBER   =    3
    NUMBER OF TIME POINTS  =    5

    TIME VALUE      FUNCTION

       0.00000    0.0000E+00
       2.80000    0.0000E+00
       3.00000    0.1000E+01
       3.20000    0.0000E+00
       7.00000    0.0000E+00


    LOAD FUNCTION NUMBER   =    4
    NUMBER OF TIME POINTS  =    5

    TIME VALUE      FUNCTION

       0.00000    0.0000E+00
       3.80000    0.0000E+00
       4.00000    0.1000E+01
       4.20000    0.0000E+00
       7.00000    0.0000E+00


    LOAD FUNCTION NUMBER   =    5
    NUMBER OF TIME POINTS  =    5

    TIME VALUE      FUNCTION

       0.00000    0.0000E+00
       4.80000    0.0000E+00
       5.00000    0.1000E+01
       5.20000    0.0000E+00
```

```
   7.00000    0.0000E+00


LOAD FUNCTION NUMBER   =    6
NUMBER OF TIME POINTS  =    5

TIME VALUE      FUNCTION

   0.00000    0.0000E+00
   5.80000    0.0000E+00
   6.00000    0.1000E+01
   6.20000    0.0000E+00
   7.00000    0.0000E+00


LOAD FUNCTION NUMBER   =    7
NUMBER OF TIME POINTS  =    4

TIME VALUE      FUNCTION

   0.00000    0.0000E+00
   0.80000    0.0000E+00
   1.00000    0.1000E+01
   7.00000    0.1000E+01


LOAD FUNCTION NUMBER   =    8
NUMBER OF TIME POINTS  =    4

TIME VALUE      FUNCTION

   0.00000    0.0000E+00
   1.80000    0.0000E+00
   2.00000    0.1000E+01
   7.00000    0.1000E+01


LOAD FUNCTION NUMBER   =    9
NUMBER OF TIME POINTS  =    4

TIME VALUE      FUNCTION

   0.00000    0.0000E+00
   2.80000    0.0000E+00
   3.00000    0.1000E+01
   7.00000    0.1000E+01


LOAD FUNCTION NUMBER   =   10
NUMBER OF TIME POINTS  =    4

TIME VALUE      FUNCTION

   0.00000    0.0000E+00
   3.80000    0.0000E+00
   4.00000    0.1000E+01
   7.00000    0.1000E+01


LOAD FUNCTION NUMBER   =   11
NUMBER OF TIME POINTS  =    4

TIME VALUE      FUNCTION

   0.00000    0.0000E+00
   4.80000    0.0000E+00
   5.00000    0.1000E+01
   7.00000    0.1000E+01
```

```
     LOAD FUNCTION NUMBER   =   12
     NUMBER OF TIME POINTS  =    4

     TIME VALUE      FUNCTION

        0.00000    0.0000E+00
        5.80000    0.0000E+00
        6.00000    0.1000E+01
        7.00000    0.1000E+01


 NO. OF DISTRIBUTED LOAD CARDS     0
```

```
+-------------------------------------------------------------------------------------------------------------------------+
|                   PARATIEPLUS(TM)   NLS ENGINE RELEASE  2018.0    FULL VERSION  *Build date:Nov 13, 2017*              |
|                                                                                                                         |
|                                     NewProject.BaseDesignSection_28.A1M1R1_1183                                         |
|                                  Exe Time : 4 September 2018 18:06:11                                                   |
+-------------------------------------------------------------------------------------------------------------------------+
L O A D     B A L A N C E

STEP     1 TOTAL APPLIED LOAD IN DIR.  2  Y-DISPL.F       0.0000000
STEP     1 TOTAL APPLIED LOAD IN DIR.  4   X-ROT. F       0.0000000

STEP     2 TOTAL APPLIED LOAD IN DIR.  2  Y-DISPL.F       0.0000000
STEP     2 TOTAL APPLIED LOAD IN DIR.  4   X-ROT. F       0.0000000

STEP     3 TOTAL APPLIED LOAD IN DIR.  2  Y-DISPL.F       0.0000000
STEP     3 TOTAL APPLIED LOAD IN DIR.  4   X-ROT. F       0.0000000

STEP     4 TOTAL APPLIED LOAD IN DIR.  2  Y-DISPL.F       0.0000000
STEP     4 TOTAL APPLIED LOAD IN DIR.  4   X-ROT. F       0.0000000

STEP     5 TOTAL APPLIED LOAD IN DIR.  2  Y-DISPL.F       0.0000000
STEP     5 TOTAL APPLIED LOAD IN DIR.  4   X-ROT. F       0.0000000

STEP     6 TOTAL APPLIED LOAD IN DIR.  2  Y-DISPL.F       0.0000000
STEP     6 TOTAL APPLIED LOAD IN DIR.  4   X-ROT. F       0.0000000


                    LOAD INPUT SECTION COMPLETED
```

```
+-------------------------------------------------------------------------------------------------------------------------+
|                   PARATIEPLUS(TM)   NLS ENGINE RELEASE  2018.0    FULL VERSION  *Build date:Nov 13, 2017*              |
|                                                                                                                         |
|                                      NewProject.BaseDesignSection_28.A1M1R1_1183                                        |
|                                   Exe Time : 4 September 2018 18:06:11                                                  |
+-------------------------------------------------------------------------------------------------------------------------+


NO. OF LAYERS ..............................    3
NO. OF DATA PER LAYER.......................  100
```

```
+-------------------------------------------------------------------------------------------------------------------------+
|                   PARATIEPLUS(TM)   NLS ENGINE RELEASE  2018.0    FULL VERSION  *Build date:Nov 13, 2017*              |
|                                                                                                                         |
|                                      NewProject.BaseDesignSection_28.A1M1R1_1183                                        |
|                                   Exe Time : 4 September 2018 18:06:11                                                  |
+-------------------------------------------------------------------------------------------------------------------------+

LAYER DESCRIPTORS FOR STEP NO.    1


 NON ZERO LAYER DESCRIPTORS FOR LAYER NO.    1 FOR STEP NO.    1

ITEM NO.   1<NAME    >=  16.000     (BOTH WALLS)
ITEM NO.   2<NATURE  >=  1.0000     (BOTH WALLS)
ITEM NO.   3<LEVEL   >=  3.0000     (BOTH WALLS)
ITEM NO.   4<WALL    >=  1.0000     (BOTH WALLS)
ITEM NO.   5<GAMMAD  >=  19.000     (BOTH WALLS)
ITEM NO.   6<GAMMAB  >=  10.000     (BOTH WALLS)
ITEM NO.   7<GAMMAW  >=  10.000     (BOTH WALLS)
ITEM NO.   9<U-FRICT >=  38.000     (BOTH WALLS)
ITEM NO.  10<U-KA    >= 0.23800     WALL NO.        1
ITEM NO.  11<U-KP    >=  7.2320     WALL NO.        1
ITEM NO.  12<K0-NC   >= 0.50000     (BOTH WALLS)
ITEM NO.  13<NEXP    >= 0.50000     (BOTH WALLS)
ITEM NO.  14<OCR     >=  1.0000     (BOTH WALLS)
ITEM NO.  16<MODEL   >=  1.0000     (BOTH WALLS)
ITEM NO.  17<EVC     >=  15000.     (BOTH WALLS)
ITEM NO.  18<EUR     >=  45000.     (BOTH WALLS)
ITEM NO.  27<U-PERM  >= 0.10000E-03 (BOTH WALLS)
ITEM NO.  52<D-NATURE>=  1.0000     (BOTH WALLS)
ITEM NO.  53<D-LEVEL >=  0.0000     (BOTH WALLS)
ITEM NO.  59<D-FRICT >=  38.000     (BOTH WALLS)
ITEM NO.  60<D-KA    >= 0.23800     WALL NO.        1
ITEM NO.  61<D-KP    >=  7.2320     WALL NO.        1
ITEM NO.  77<D-PERM  >= 0.10000E-03 (BOTH WALLS)

 NON ZERO LAYER DESCRIPTORS FOR LAYER NO.    2 FOR STEP NO.    1

ITEM NO.   1<NAME    >=  17.000     (BOTH WALLS)
ITEM NO.   2<NATURE  >=  1.0000     (BOTH WALLS)
ITEM NO.   3<LEVEL   >=  0.0000     (BOTH WALLS)
ITEM NO.   4<WALL    >=  1.0000     (BOTH WALLS)
ITEM NO.   5<GAMMAD  >=  16.000     (BOTH WALLS)
ITEM NO.   6<GAMMAB  >=  6.0000     (BOTH WALLS)
ITEM NO.   7<GAMMAW  >=  10.000     (BOTH WALLS)
ITEM NO.   9<U-FRICT >=  30.000     (BOTH WALLS)
ITEM NO.  10<U-KA    >= 0.33300     WALL NO.        1
ITEM NO.  11<U-KP    >=  4.2880     WALL NO.        1
ITEM NO.  12<K0-NC   >= 0.50000     (BOTH WALLS)
ITEM NO.  13<NEXP    >= 0.50000     (BOTH WALLS)
ITEM NO.  14<OCR     >=  1.0000     (BOTH WALLS)
ITEM NO.  16<MODEL   >=  1.0000     (BOTH WALLS)
ITEM NO.  17<EVC     >=  30000.     (BOTH WALLS)
ITEM NO.  18<EUR     >=  48000.     (BOTH WALLS)
ITEM NO.  27<U-PERM  >= 0.10000E-04 (BOTH WALLS)
ITEM NO.  52<D-NATURE>=  1.0000     (BOTH WALLS)
ITEM NO.  53<D-LEVEL >=  0.0000     (BOTH WALLS)
ITEM NO.  59<D-FRICT >=  30.000     (BOTH WALLS)
ITEM NO.  60<D-KA    >= 0.33300     WALL NO.        1
ITEM NO.  61<D-KP    >=  4.2880     WALL NO.        1
ITEM NO.  77<D-PERM  >= 0.10000E-04 (BOTH WALLS)

 NON ZERO LAYER DESCRIPTORS FOR LAYER NO.    3 FOR STEP NO.    1

ITEM NO.   1<NAME    >=  18.000     (BOTH WALLS)
ITEM NO.   2<NATURE  >=  1.0000     (BOTH WALLS)
ITEM NO.   3<LEVEL   >= -5.0000     (BOTH WALLS)
ITEM NO.   4<WALL    >=  1.0000     (BOTH WALLS)
ITEM NO.   5<GAMMAD  >=  16.000     (BOTH WALLS)
ITEM NO.   6<GAMMAB  >=  6.0000     (BOTH WALLS)
ITEM NO.   7<GAMMAW  >=  10.000     (BOTH WALLS)
```

```
ITEM NO.   8<U-COHE  >=  1.0000     (BOTH WALLS)
ITEM NO.   9<U-FRICT >=  33.000     (BOTH WALLS)
ITEM NO.  10<U-KA    >= 0.29500     WALL NO.        1
ITEM NO.  11<U-KP    >=  6.0490     WALL NO.        1
ITEM NO.  12<K0-NC   >= 0.50000     (BOTH WALLS)
ITEM NO.  13<NEXP    >= 0.50000     (BOTH WALLS)
ITEM NO.  14<OCR     >=  1.0000     (BOTH WALLS)
ITEM NO.  16<MODEL   >=  1.0000     (BOTH WALLS)
ITEM NO.  17<EVC     >=  68000.     (BOTH WALLS)
ITEM NO.  18<EUR     >= 0.10880E+06 (BOTH WALLS)
ITEM NO.  27<U-PERM  >= 0.10000E-04 (BOTH WALLS)
ITEM NO.  52<D-NATURE>=  1.0000     (BOTH WALLS)
ITEM NO.  53<D-LEVEL >=  0.0000     (BOTH WALLS)
ITEM NO.  58<D-COHE  >=  1.0000     (BOTH WALLS)
ITEM NO.  59<D-FRICT >=  33.000     (BOTH WALLS)
ITEM NO.  60<D-KA    >= 0.29500     WALL NO.        1
ITEM NO.  61<D-KP    >=  5.1600     WALL NO.        1
ITEM NO.  77<D-PERM  >= 0.10000E-04 (BOTH WALLS)

LAYER DESCRIPTORS FOR STEP NO.    2


 NON ZERO LAYER DESCRIPTORS FOR LAYER NO.    1 FOR STEP NO.    2

ITEM NO.   1<NAME    >=  16.000     (BOTH WALLS)
ITEM NO.   2<NATURE  >=  1.0000     (BOTH WALLS)
ITEM NO.   3<LEVEL   >=  3.0000     (BOTH WALLS)
ITEM NO.   4<WALL    >=  1.0000     (BOTH WALLS)
ITEM NO.   5<GAMMAD  >=  19.000     (BOTH WALLS)
ITEM NO.   6<GAMMAB  >=  10.000     (BOTH WALLS)
ITEM NO.   7<GAMMAW  >=  10.000     (BOTH WALLS)
ITEM NO.   9<U-FRICT >=  38.000     (BOTH WALLS)
ITEM NO.  10<U-KA    >= 0.23800     WALL NO.        1
ITEM NO.  11<U-KP    >=  7.2320     WALL NO.        1
ITEM NO.  12<K0-NC   >= 0.50000     (BOTH WALLS)
ITEM NO.  13<NEXP    >= 0.50000     (BOTH WALLS)
ITEM NO.  14<OCR     >=  1.0000     (BOTH WALLS)
ITEM NO.  16<MODEL   >=  1.0000     (BOTH WALLS)
ITEM NO.  17<EVC     >=  15000.     (BOTH WALLS)
ITEM NO.  18<EUR     >=  45000.     (BOTH WALLS)
ITEM NO.  27<U-PERM  >= 0.10000E-03 (BOTH WALLS)
ITEM NO.  52<D-NATURE>=  1.0000     (BOTH WALLS)
ITEM NO.  53<D-LEVEL >=  0.0000     (BOTH WALLS)
ITEM NO.  59<D-FRICT >=  38.000     (BOTH WALLS)
ITEM NO.  60<D-KA    >= 0.23800     WALL NO.        1
ITEM NO.  61<D-KP    >=  7.2320     WALL NO.        1
ITEM NO.  77<D-PERM  >= 0.10000E-03 (BOTH WALLS)

 NON ZERO LAYER DESCRIPTORS FOR LAYER NO.    2 FOR STEP NO.    2

ITEM NO.   1<NAME    >=  17.000     (BOTH WALLS)
ITEM NO.   2<NATURE  >=  1.0000     (BOTH WALLS)
ITEM NO.   3<LEVEL   >=  0.0000     (BOTH WALLS)
ITEM NO.   4<WALL    >=  1.0000     (BOTH WALLS)
ITEM NO.   5<GAMMAD  >=  16.000     (BOTH WALLS)
ITEM NO.   6<GAMMAB  >=  6.0000     (BOTH WALLS)
ITEM NO.   7<GAMMAW  >=  10.000     (BOTH WALLS)
ITEM NO.   9<U-FRICT >=  30.000     (BOTH WALLS)
ITEM NO.  10<U-KA    >= 0.33300     WALL NO.        1
ITEM NO.  11<U-KP    >=  4.2880     WALL NO.        1
ITEM NO.  12<K0-NC   >= 0.50000     (BOTH WALLS)
ITEM NO.  13<NEXP    >= 0.50000     (BOTH WALLS)
ITEM NO.  14<OCR     >=  1.0000     (BOTH WALLS)
ITEM NO.  16<MODEL   >=  1.0000     (BOTH WALLS)
ITEM NO.  17<EVC     >=  30000.     (BOTH WALLS)
ITEM NO.  18<EUR     >=  48000.     (BOTH WALLS)
ITEM NO.  27<U-PERM  >= 0.10000E-04 (BOTH WALLS)
ITEM NO.  52<D-NATURE>=  1.0000     (BOTH WALLS)
ITEM NO.  53<D-LEVEL >=  0.0000     (BOTH WALLS)
ITEM NO.  59<D-FRICT >=  30.000     (BOTH WALLS)
ITEM NO.  60<D-KA    >= 0.33300     WALL NO.        1
ITEM NO.  61<D-KP    >=  4.2880     WALL NO.        1
ITEM NO.  77<D-PERM  >= 0.10000E-04 (BOTH WALLS)
```

```
 NON ZERO LAYER DESCRIPTORS FOR LAYER NO.    3 FOR STEP NO.    2

ITEM NO.   1<NAME    >=  18.000     (BOTH WALLS)
ITEM NO.   2<NATURE  >=  1.0000     (BOTH WALLS)
ITEM NO.   3<LEVEL   >= -5.0000     (BOTH WALLS)
ITEM NO.   4<WALL    >=  1.0000     (BOTH WALLS)
ITEM NO.   5<GAMMAD  >=  16.000     (BOTH WALLS)
ITEM NO.   6<GAMMAB  >=  6.0000     (BOTH WALLS)
ITEM NO.   7<GAMMAW  >=  10.000     (BOTH WALLS)
ITEM NO.   8<U-COHE  >=  1.0000     (BOTH WALLS)
ITEM NO.   9<U-FRICT >=  33.000     (BOTH WALLS)
ITEM NO.  10<U-KA    >= 0.29500     WALL NO.        1
ITEM NO.  11<U-KP    >=  6.0490     WALL NO.        1
ITEM NO.  12<K0-NC   >= 0.50000     (BOTH WALLS)
ITEM NO.  13<NEXP    >= 0.50000     (BOTH WALLS)
ITEM NO.  14<OCR     >=  1.0000     (BOTH WALLS)
ITEM NO.  16<MODEL   >=  1.0000     (BOTH WALLS)
ITEM NO.  17<EVC     >=  68000.     (BOTH WALLS)
ITEM NO.  18<EUR     >= 0.10880E+06 (BOTH WALLS)
ITEM NO.  27<U-PERM  >= 0.10000E-04 (BOTH WALLS)
ITEM NO.  52<D-NATURE>=  1.0000     (BOTH WALLS)
ITEM NO.  53<D-LEVEL >=  0.0000     (BOTH WALLS)
ITEM NO.  58<D-COHE  >=  1.0000     (BOTH WALLS)
ITEM NO.  59<D-FRICT >=  33.000     (BOTH WALLS)
ITEM NO.  60<D-KA    >= 0.29500     WALL NO.        1
ITEM NO.  61<D-KP    >=  5.1600     WALL NO.        1
ITEM NO.  77<D-PERM  >= 0.10000E-04 (BOTH WALLS)

LAYER DESCRIPTORS FOR STEP NO.    3


 NON ZERO LAYER DESCRIPTORS FOR LAYER NO.    1 FOR STEP NO.    3

ITEM NO.   1<NAME    >=  16.000     (BOTH WALLS)
ITEM NO.   2<NATURE  >=  1.0000     (BOTH WALLS)
ITEM NO.   3<LEVEL   >=  3.0000     (BOTH WALLS)
ITEM NO.   4<WALL    >=  1.0000     (BOTH WALLS)
ITEM NO.   5<GAMMAD  >=  19.000     (BOTH WALLS)
ITEM NO.   6<GAMMAB  >=  10.000     (BOTH WALLS)
ITEM NO.   7<GAMMAW  >=  10.000     (BOTH WALLS)
ITEM NO.   9<U-FRICT >=  38.000     (BOTH WALLS)
ITEM NO.  10<U-KA    >= 0.23800     WALL NO.        1
ITEM NO.  11<U-KP    >=  7.2320     WALL NO.        1
ITEM NO.  12<K0-NC   >= 0.50000     (BOTH WALLS)
ITEM NO.  13<NEXP    >= 0.50000     (BOTH WALLS)
ITEM NO.  14<OCR     >=  1.0000     (BOTH WALLS)
ITEM NO.  16<MODEL   >=  1.0000     (BOTH WALLS)
ITEM NO.  17<EVC     >=  15000.     (BOTH WALLS)
ITEM NO.  18<EUR     >=  45000.     (BOTH WALLS)
ITEM NO.  27<U-PERM  >= 0.10000E-03 (BOTH WALLS)
ITEM NO.  52<D-NATURE>=  1.0000     (BOTH WALLS)
ITEM NO.  53<D-LEVEL >=  0.0000     (BOTH WALLS)
ITEM NO.  59<D-FRICT >=  38.000     (BOTH WALLS)
ITEM NO.  60<D-KA    >= 0.23800     WALL NO.        1
ITEM NO.  61<D-KP    >=  7.2320     WALL NO.        1
ITEM NO.  77<D-PERM  >= 0.10000E-03 (BOTH WALLS)

 NON ZERO LAYER DESCRIPTORS FOR LAYER NO.    2 FOR STEP NO.    3

ITEM NO.   1<NAME    >=  17.000     (BOTH WALLS)
ITEM NO.   2<NATURE  >=  1.0000     (BOTH WALLS)
ITEM NO.   3<LEVEL   >=  0.0000     (BOTH WALLS)
ITEM NO.   4<WALL    >=  1.0000     (BOTH WALLS)
ITEM NO.   5<GAMMAD  >=  16.000     (BOTH WALLS)
ITEM NO.   6<GAMMAB  >=  6.0000     (BOTH WALLS)
ITEM NO.   7<GAMMAW  >=  10.000     (BOTH WALLS)
ITEM NO.   9<U-FRICT >=  30.000     (BOTH WALLS)
ITEM NO.  10<U-KA    >= 0.33300     WALL NO.        1
ITEM NO.  11<U-KP    >=  4.2880     WALL NO.        1
ITEM NO.  12<K0-NC   >= 0.50000     (BOTH WALLS)
ITEM NO.  13<NEXP    >= 0.50000     (BOTH WALLS)
ITEM NO.  14<OCR     >=  1.0000     (BOTH WALLS)
ITEM NO.  16<MODEL   >=  1.0000     (BOTH WALLS)
ITEM NO.  17<EVC     >=  30000.     (BOTH WALLS)
```

```
ITEM NO.  18<EUR     >=  48000.     (BOTH WALLS)
ITEM NO.  27<U-PERM  >= 0.10000E-04 (BOTH WALLS)
ITEM NO.  52<D-NATURE>=  1.0000     (BOTH WALLS)
ITEM NO.  53<D-LEVEL >=  0.0000     (BOTH WALLS)
ITEM NO.  59<D-FRICT >=  30.000     (BOTH WALLS)
ITEM NO.  60<D-KA    >= 0.33300     WALL NO.        1
ITEM NO.  61<D-KP    >=  4.2880     WALL NO.        1
ITEM NO.  77<D-PERM  >= 0.10000E-04 (BOTH WALLS)

 NON ZERO LAYER DESCRIPTORS FOR LAYER NO.    3 FOR STEP NO.    3

ITEM NO.   1<NAME    >=  18.000     (BOTH WALLS)
ITEM NO.   2<NATURE  >=  1.0000     (BOTH WALLS)
ITEM NO.   3<LEVEL   >= -5.0000     (BOTH WALLS)
ITEM NO.   4<WALL    >=  1.0000     (BOTH WALLS)
ITEM NO.   5<GAMMAD  >=  16.000     (BOTH WALLS)
ITEM NO.   6<GAMMAB  >=  6.0000     (BOTH WALLS)
ITEM NO.   7<GAMMAW  >=  10.000     (BOTH WALLS)
ITEM NO.   8<U-COHE  >=  1.0000     (BOTH WALLS)
ITEM NO.   9<U-FRICT >=  33.000     (BOTH WALLS)
ITEM NO.  10<U-KA    >= 0.29500     WALL NO.        1
ITEM NO.  11<U-KP    >=  6.0490     WALL NO.        1
ITEM NO.  12<K0-NC   >= 0.50000     (BOTH WALLS)
ITEM NO.  13<NEXP    >= 0.50000     (BOTH WALLS)
ITEM NO.  14<OCR     >=  1.0000     (BOTH WALLS)
ITEM NO.  16<MODEL   >=  1.0000     (BOTH WALLS)
ITEM NO.  17<EVC     >=  68000.     (BOTH WALLS)
ITEM NO.  18<EUR     >= 0.10880E+06 (BOTH WALLS)
ITEM NO.  27<U-PERM  >= 0.10000E-04 (BOTH WALLS)
ITEM NO.  52<D-NATURE>=  1.0000     (BOTH WALLS)
ITEM NO.  53<D-LEVEL >=  0.0000     (BOTH WALLS)
ITEM NO.  58<D-COHE  >=  1.0000     (BOTH WALLS)
ITEM NO.  59<D-FRICT >=  33.000     (BOTH WALLS)
ITEM NO.  60<D-KA    >= 0.29500     WALL NO.        1
ITEM NO.  61<D-KP    >=  5.1600     WALL NO.        1
ITEM NO.  77<D-PERM  >= 0.10000E-04 (BOTH WALLS)

LAYER DESCRIPTORS FOR STEP NO.    4


 NON ZERO LAYER DESCRIPTORS FOR LAYER NO.    1 FOR STEP NO.    4

ITEM NO.   1<NAME    >=  16.000     (BOTH WALLS)
ITEM NO.   2<NATURE  >=  1.0000     (BOTH WALLS)
ITEM NO.   3<LEVEL   >=  3.0000     (BOTH WALLS)
ITEM NO.   4<WALL    >=  1.0000     (BOTH WALLS)
ITEM NO.   5<GAMMAD  >=  19.000     (BOTH WALLS)
ITEM NO.   6<GAMMAB  >=  10.000     (BOTH WALLS)
ITEM NO.   7<GAMMAW  >=  10.000     (BOTH WALLS)
ITEM NO.   9<U-FRICT >=  38.000     (BOTH WALLS)
ITEM NO.  10<U-KA    >= 0.23800     WALL NO.        1
ITEM NO.  11<U-KP    >=  7.2320     WALL NO.        1
ITEM NO.  12<K0-NC   >= 0.50000     (BOTH WALLS)
ITEM NO.  13<NEXP    >= 0.50000     (BOTH WALLS)
ITEM NO.  14<OCR     >=  1.0000     (BOTH WALLS)
ITEM NO.  16<MODEL   >=  1.0000     (BOTH WALLS)
ITEM NO.  17<EVC     >=  15000.     (BOTH WALLS)
ITEM NO.  18<EUR     >=  45000.     (BOTH WALLS)
ITEM NO.  27<U-PERM  >= 0.10000E-03 (BOTH WALLS)
ITEM NO.  52<D-NATURE>=  1.0000     (BOTH WALLS)
ITEM NO.  53<D-LEVEL >=  0.0000     (BOTH WALLS)
ITEM NO.  59<D-FRICT >=  38.000     (BOTH WALLS)
ITEM NO.  60<D-KA    >= 0.23800     WALL NO.        1
ITEM NO.  61<D-KP    >=  7.2320     WALL NO.        1
ITEM NO.  77<D-PERM  >= 0.10000E-03 (BOTH WALLS)

 NON ZERO LAYER DESCRIPTORS FOR LAYER NO.    2 FOR STEP NO.    4

ITEM NO.   1<NAME    >=  17.000     (BOTH WALLS)
ITEM NO.   2<NATURE  >=  1.0000     (BOTH WALLS)
ITEM NO.   3<LEVEL   >=  0.0000     (BOTH WALLS)
ITEM NO.   4<WALL    >=  1.0000     (BOTH WALLS)
ITEM NO.   5<GAMMAD  >=  16.000     (BOTH WALLS)
ITEM NO.   6<GAMMAB  >=  6.0000     (BOTH WALLS)
```

```
ITEM NO.   7<GAMMAW  >=  10.000     (BOTH WALLS)
ITEM NO.   9<U-FRICT >=  30.000     (BOTH WALLS)
ITEM NO.  10<U-KA    >= 0.33300     WALL NO.        1
ITEM NO.  11<U-KP    >=  4.2880     WALL NO.        1
ITEM NO.  12<K0-NC   >= 0.50000     (BOTH WALLS)
ITEM NO.  13<NEXP    >= 0.50000     (BOTH WALLS)
ITEM NO.  14<OCR     >=  1.0000     (BOTH WALLS)
ITEM NO.  16<MODEL   >=  1.0000     (BOTH WALLS)
ITEM NO.  17<EVC     >=  30000.     (BOTH WALLS)
ITEM NO.  18<EUR     >=  48000.     (BOTH WALLS)
ITEM NO.  27<U-PERM  >= 0.10000E-04 (BOTH WALLS)
ITEM NO.  52<D-NATURE>=  1.0000     (BOTH WALLS)
ITEM NO.  53<D-LEVEL >=  0.0000     (BOTH WALLS)
ITEM NO.  59<D-FRICT >=  30.000     (BOTH WALLS)
ITEM NO.  60<D-KA    >= 0.33300     WALL NO.        1
ITEM NO.  61<D-KP    >=  4.2880     WALL NO.        1
ITEM NO.  77<D-PERM  >= 0.10000E-04 (BOTH WALLS)

 NON ZERO LAYER DESCRIPTORS FOR LAYER NO.    3 FOR STEP NO.    4

ITEM NO.   1<NAME    >=  18.000     (BOTH WALLS)
ITEM NO.   2<NATURE  >=  1.0000     (BOTH WALLS)
ITEM NO.   3<LEVEL   >= -5.0000     (BOTH WALLS)
ITEM NO.   4<WALL    >=  1.0000     (BOTH WALLS)
ITEM NO.   5<GAMMAD  >=  16.000     (BOTH WALLS)
ITEM NO.   6<GAMMAB  >=  6.0000     (BOTH WALLS)
ITEM NO.   7<GAMMAW  >=  10.000     (BOTH WALLS)
ITEM NO.   8<U-COHE  >=  1.0000     (BOTH WALLS)
ITEM NO.   9<U-FRICT >=  33.000     (BOTH WALLS)
ITEM NO.  10<U-KA    >= 0.29500     WALL NO.        1
ITEM NO.  11<U-KP    >=  6.0490     WALL NO.        1
ITEM NO.  12<K0-NC   >= 0.50000     (BOTH WALLS)
ITEM NO.  13<NEXP    >= 0.50000     (BOTH WALLS)
ITEM NO.  14<OCR     >=  1.0000     (BOTH WALLS)
ITEM NO.  16<MODEL   >=  1.0000     (BOTH WALLS)
ITEM NO.  17<EVC     >=  68000.     (BOTH WALLS)
ITEM NO.  18<EUR     >= 0.10880E+06 (BOTH WALLS)
ITEM NO.  27<U-PERM  >= 0.10000E-04 (BOTH WALLS)
ITEM NO.  52<D-NATURE>=  1.0000     (BOTH WALLS)
ITEM NO.  53<D-LEVEL >=  0.0000     (BOTH WALLS)
ITEM NO.  58<D-COHE  >=  1.0000     (BOTH WALLS)
ITEM NO.  59<D-FRICT >=  33.000     (BOTH WALLS)
ITEM NO.  60<D-KA    >= 0.29500     WALL NO.        1
ITEM NO.  61<D-KP    >=  5.1600     WALL NO.        1
ITEM NO.  77<D-PERM  >= 0.10000E-04 (BOTH WALLS)

LAYER DESCRIPTORS FOR STEP NO.    5

 NON ZERO LAYER DESCRIPTORS FOR LAYER NO.    1 FOR STEP NO.    5

ITEM NO.   1<NAME    >=  16.000     (BOTH WALLS)
ITEM NO.   2<NATURE  >=  1.0000     (BOTH WALLS)
ITEM NO.   3<LEVEL   >=  3.0000     (BOTH WALLS)
ITEM NO.   4<WALL    >=  1.0000     (BOTH WALLS)
ITEM NO.   5<GAMMAD  >=  19.000     (BOTH WALLS)
ITEM NO.   6<GAMMAB  >=  10.000     (BOTH WALLS)
ITEM NO.   7<GAMMAW  >=  10.000     (BOTH WALLS)
ITEM NO.   9<U-FRICT >=  38.000     (BOTH WALLS)
ITEM NO.  10<U-KA    >= 0.23800     WALL NO.        1
ITEM NO.  11<U-KP    >=  7.2320     WALL NO.        1
ITEM NO.  12<K0-NC   >= 0.50000     (BOTH WALLS)
ITEM NO.  13<NEXP    >= 0.50000     (BOTH WALLS)
ITEM NO.  14<OCR     >=  1.0000     (BOTH WALLS)
ITEM NO.  16<MODEL   >=  1.0000     (BOTH WALLS)
ITEM NO.  17<EVC     >=  15000.     (BOTH WALLS)
ITEM NO.  18<EUR     >=  45000.     (BOTH WALLS)
ITEM NO.  27<U-PERM  >= 0.10000E-03 (BOTH WALLS)
ITEM NO.  52<D-NATURE>=  1.0000     (BOTH WALLS)
ITEM NO.  53<D-LEVEL >=  0.0000     (BOTH WALLS)
ITEM NO.  59<D-FRICT >=  38.000     (BOTH WALLS)
ITEM NO.  60<D-KA    >= 0.23800     WALL NO.        1
ITEM NO.  61<D-KP    >=  7.2320     WALL NO.        1
ITEM NO.  77<D-PERM  >= 0.10000E-03 (BOTH WALLS)
```

```
 NON ZERO LAYER DESCRIPTORS FOR LAYER NO.    2 FOR STEP NO.    5

ITEM NO.   1<NAME    >=  17.000     (BOTH WALLS)
ITEM NO.   2<NATURE  >=  1.0000     (BOTH WALLS)
ITEM NO.   3<LEVEL   >=  0.0000     (BOTH WALLS)
ITEM NO.   4<WALL    >=  1.0000     (BOTH WALLS)
ITEM NO.   5<GAMMAD  >=  16.000     (BOTH WALLS)
ITEM NO.   6<GAMMAB  >=  6.0000     (BOTH WALLS)
ITEM NO.   7<GAMMAW  >=  10.000     (BOTH WALLS)
ITEM NO.   9<U-FRICT >=  30.000     (BOTH WALLS)
ITEM NO.  10<U-KA    >= 0.33300     WALL NO.        1
ITEM NO.  11<U-KP    >=  4.2880     WALL NO.        1
ITEM NO.  12<K0-NC   >= 0.50000     (BOTH WALLS)
ITEM NO.  13<NEXP    >= 0.50000     (BOTH WALLS)
ITEM NO.  14<OCR     >=  1.0000     (BOTH WALLS)
ITEM NO.  16<MODEL   >=  1.0000     (BOTH WALLS)
ITEM NO.  17<EVC     >=  30000.     (BOTH WALLS)
ITEM NO.  18<EUR     >=  48000.     (BOTH WALLS)
ITEM NO.  27<U-PERM  >= 0.10000E-04 (BOTH WALLS)
ITEM NO.  52<D-NATURE>=  1.0000     (BOTH WALLS)
ITEM NO.  53<D-LEVEL >=  0.0000     (BOTH WALLS)
ITEM NO.  59<D-FRICT >=  30.000     (BOTH WALLS)
ITEM NO.  60<D-KA    >= 0.33300     WALL NO.        1
ITEM NO.  61<D-KP    >=  4.2880     WALL NO.        1
ITEM NO.  77<D-PERM  >= 0.10000E-04 (BOTH WALLS)

 NON ZERO LAYER DESCRIPTORS FOR LAYER NO.    3 FOR STEP NO.    5

ITEM NO.   1<NAME    >=  18.000     (BOTH WALLS)
ITEM NO.   2<NATURE  >=  1.0000     (BOTH WALLS)
ITEM NO.   3<LEVEL   >= -5.0000     (BOTH WALLS)
ITEM NO.   4<WALL    >=  1.0000     (BOTH WALLS)
ITEM NO.   5<GAMMAD  >=  16.000     (BOTH WALLS)
ITEM NO.   6<GAMMAB  >=  6.0000     (BOTH WALLS)
ITEM NO.   7<GAMMAW  >=  10.000     (BOTH WALLS)
ITEM NO.   8<U-COHE  >=  1.0000     (BOTH WALLS)
ITEM NO.   9<U-FRICT >=  33.000     (BOTH WALLS)
ITEM NO.  10<U-KA    >= 0.29500     WALL NO.        1
ITEM NO.  11<U-KP    >=  6.0490     WALL NO.        1
ITEM NO.  12<K0-NC   >= 0.50000     (BOTH WALLS)
ITEM NO.  13<NEXP    >= 0.50000     (BOTH WALLS)
ITEM NO.  14<OCR     >=  1.0000     (BOTH WALLS)
ITEM NO.  16<MODEL   >=  1.0000     (BOTH WALLS)
ITEM NO.  17<EVC     >=  68000.     (BOTH WALLS)
ITEM NO.  18<EUR     >= 0.10880E+06 (BOTH WALLS)
ITEM NO.  27<U-PERM  >= 0.10000E-04 (BOTH WALLS)
ITEM NO.  52<D-NATURE>=  1.0000     (BOTH WALLS)
ITEM NO.  53<D-LEVEL >=  0.0000     (BOTH WALLS)
ITEM NO.  58<D-COHE  >=  1.0000     (BOTH WALLS)
ITEM NO.  59<D-FRICT >=  33.000     (BOTH WALLS)
ITEM NO.  60<D-KA    >= 0.29500     WALL NO.        1
ITEM NO.  61<D-KP    >=  5.1600     WALL NO.        1
ITEM NO.  77<D-PERM  >= 0.10000E-04 (BOTH WALLS)

LAYER DESCRIPTORS FOR STEP NO.    6

 NON ZERO LAYER DESCRIPTORS FOR LAYER NO.    1 FOR STEP NO.    6

ITEM NO.   1<NAME    >=  16.000     (BOTH WALLS)
ITEM NO.   2<NATURE  >=  1.0000     (BOTH WALLS)
ITEM NO.   3<LEVEL   >=  3.0000     (BOTH WALLS)
ITEM NO.   4<WALL    >=  1.0000     (BOTH WALLS)
ITEM NO.   5<GAMMAD  >=  19.000     (BOTH WALLS)
ITEM NO.   6<GAMMAB  >=  10.000     (BOTH WALLS)
ITEM NO.   7<GAMMAW  >=  10.000     (BOTH WALLS)
ITEM NO.   9<U-FRICT >=  38.000     (BOTH WALLS)
ITEM NO.  10<U-KA    >= 0.23800     WALL NO.        1
ITEM NO.  11<U-KP    >=  7.2320     WALL NO.        1
ITEM NO.  12<K0-NC   >= 0.50000     (BOTH WALLS)
ITEM NO.  13<NEXP    >= 0.50000     (BOTH WALLS)
ITEM NO.  14<OCR     >=  1.0000     (BOTH WALLS)
ITEM NO.  16<MODEL   >=  1.0000     (BOTH WALLS)
```

```
ITEM NO.  17<EVC     >=  15000.     (BOTH WALLS)
ITEM NO.  18<EUR     >=  45000.     (BOTH WALLS)
ITEM NO.  27<U-PERM  >= 0.10000E-03 (BOTH WALLS)
ITEM NO.  52<D-NATURE>=  1.0000     (BOTH WALLS)
ITEM NO.  53<D-LEVEL >=  0.0000     (BOTH WALLS)
ITEM NO.  59<D-FRICT >=  38.000     (BOTH WALLS)
ITEM NO.  60<D-KA    >= 0.23800     WALL NO.        1
ITEM NO.  61<D-KP    >=  7.2320     WALL NO.        1
ITEM NO.  77<D-PERM  >= 0.10000E-03 (BOTH WALLS)

 NON ZERO LAYER DESCRIPTORS FOR LAYER NO.    2 FOR STEP NO.    6

ITEM NO.   1<NAME    >=  17.000     (BOTH WALLS)
ITEM NO.   2<NATURE  >=  1.0000     (BOTH WALLS)
ITEM NO.   3<LEVEL   >=  0.0000     (BOTH WALLS)
ITEM NO.   4<WALL    >=  1.0000     (BOTH WALLS)
ITEM NO.   5<GAMMAD  >=  16.000     (BOTH WALLS)
ITEM NO.   6<GAMMAB  >=  6.0000     (BOTH WALLS)
ITEM NO.   7<GAMMAW  >=  10.000     (BOTH WALLS)
ITEM NO.   9<U-FRICT >=  30.000     (BOTH WALLS)
ITEM NO.  10<U-KA    >= 0.33300     WALL NO.        1
ITEM NO.  11<U-KP    >=  4.2880     WALL NO.        1
ITEM NO.  12<K0-NC   >= 0.50000     (BOTH WALLS)
ITEM NO.  13<NEXP    >= 0.50000     (BOTH WALLS)
ITEM NO.  14<OCR     >=  1.0000     (BOTH WALLS)
ITEM NO.  16<MODEL   >=  1.0000     (BOTH WALLS)
ITEM NO.  17<EVC     >=  30000.     (BOTH WALLS)
ITEM NO.  18<EUR     >=  48000.     (BOTH WALLS)
ITEM NO.  27<U-PERM  >= 0.10000E-04 (BOTH WALLS)
ITEM NO.  52<D-NATURE>=  1.0000     (BOTH WALLS)
ITEM NO.  53<D-LEVEL >=  0.0000     (BOTH WALLS)
ITEM NO.  59<D-FRICT >=  30.000     (BOTH WALLS)
ITEM NO.  60<D-KA    >= 0.33300     WALL NO.        1
ITEM NO.  61<D-KP    >=  4.2880     WALL NO.        1
ITEM NO.  77<D-PERM  >= 0.10000E-04 (BOTH WALLS)

 NON ZERO LAYER DESCRIPTORS FOR LAYER NO.    3 FOR STEP NO.    6

ITEM NO.   1<NAME    >=  18.000     (BOTH WALLS)
ITEM NO.   2<NATURE  >=  1.0000     (BOTH WALLS)
ITEM NO.   3<LEVEL   >= -5.0000     (BOTH WALLS)
ITEM NO.   4<WALL    >=  1.0000     (BOTH WALLS)
ITEM NO.   5<GAMMAD  >=  16.000     (BOTH WALLS)
ITEM NO.   6<GAMMAB  >=  6.0000     (BOTH WALLS)
ITEM NO.   7<GAMMAW  >=  10.000     (BOTH WALLS)
ITEM NO.   8<U-COHE  >=  1.0000     (BOTH WALLS)
ITEM NO.   9<U-FRICT >=  33.000     (BOTH WALLS)
ITEM NO.  10<U-KA    >= 0.29500     WALL NO.        1
ITEM NO.  11<U-KP    >=  6.0490     WALL NO.        1
ITEM NO.  12<K0-NC   >= 0.50000     (BOTH WALLS)
ITEM NO.  13<NEXP    >= 0.50000     (BOTH WALLS)
ITEM NO.  14<OCR     >=  1.0000     (BOTH WALLS)
ITEM NO.  16<MODEL   >=  1.0000     (BOTH WALLS)
ITEM NO.  17<EVC     >=  68000.     (BOTH WALLS)
ITEM NO.  18<EUR     >= 0.10880E+06 (BOTH WALLS)
ITEM NO.  27<U-PERM  >= 0.10000E-04 (BOTH WALLS)
ITEM NO.  52<D-NATURE>=  1.0000     (BOTH WALLS)
ITEM NO.  53<D-LEVEL >=  0.0000     (BOTH WALLS)
ITEM NO.  58<D-COHE  >=  1.0000     (BOTH WALLS)
ITEM NO.  59<D-FRICT >=  33.000     (BOTH WALLS)
ITEM NO.  60<D-KA    >= 0.29500     WALL NO.        1
ITEM NO.  61<D-KP    >=  5.1600     WALL NO.        1
ITEM NO.  77<D-PERM  >= 0.10000E-04 (BOTH WALLS)


DEFAULT WATER UNIT WEIGHT =  10.000
AVERAGED ON    18 VALUES
```

```
+-----------------------------------------------------------------------------------------------------------------------+
|                   PARATIEPLUS(TM)   NLS ENGINE RELEASE  2018.0    FULL VERSION  *Build date:Nov 13, 2017*              |
|                                                                                                                       |
|                                      NewProject.BaseDesignSection_28.A1M1R1_1183                                      |
|                                  Exe Time : 4 September 2018 18:06:11                                                 |
+-----------------------------------------------------------------------------------------------------------------------+

PHASE DESCRIPTORS


STEP  NO.     1
                                        LEFT WALL    RIGHT WALL
Y                                        0.000       -0.9990E+30
Z-PC                                     0.000         0.000
Z-EXCAVATION                             0.000         0.000
Z-WATER_TABLE                           -18.00       -0.9990E+30
Q_AT_THE_FREE_FIELD_LEVEL                0.000         0.000
ZQ                                       0.000         0.000
DZW_OF_THE_WATER_TABLE                   0.000         0.000
QS_ON_THE_EXCAVATION_SIDE                0.000         0.000
ZQS                                    -0.9990E+30   -0.9990E+30
ZCUT                                     0.000         0.000
BALANCE LEVEL FOR PORE PRESSURES        -13.50        -13.50
WATER_BEHAVIOUR_FLAG (LINING OPT)        0.000         0.000
PORE_UPDATE_FLAG                         0.000         0.000
PORE_TAB. _FLAG (gt.0= use tabs)         0.000         0.000
lateral thrusts reduction elevatio       0.000         0.000
Downhill reduction factor for effe       0.000         0.000
Downhill reduction factor for pore       0.000         0.000
Uphill reduction factor for effect       0.000         0.000
Uphill reduction factor for pore p       0.000         0.000
SEISMIC HORIZONTAL ACCEL. Kh [g]         0.000         0.000
UPHILL VERTICAL ACCEL.  Kv_uh [g]        0.000         0.000
DOWNHILL VERTICAL ACCEL.Kv_dh [g]        0.000         0.000
UPHILL BETA ANGLE (SLOPE) [deg]          0.000         0.000
UPHILL DELTA/PHI RATIO                   0.000         0.000
DOWNHILL BETA ANGLE (SLOPE) [deg]        0.000         0.000
DOWNHILL DELTA/PHI RATIO                 0.000         0.000
DYN.WATER BEHAVIOUR                      0.000         0.000
Excess pore pressure RATIO Ru            0.000         0.000
SEISMIC PRESSURE LOWER VALUE             0.000         0.000
SEISMIC PRESSURE UPPER VALUE             0.000         0.000
SEISMIC PRESSURE LOWER LEVEL             0.000         0.000
SEISMIC PRESSURE UPPER LEVEL             0.000         0.000

=========================================================================================================end of step    1


STEP  NO.     2
                                        LEFT WALL    RIGHT WALL
Y                                        0.000       -0.9990E+30
Z-PC                                     0.000         0.000
Z-EXCAVATION                            -1.000         0.000
Z-WATER_TABLE                           -18.00       -0.9990E+30
Q_AT_THE_FREE_FIELD_LEVEL                0.000         0.000
ZQ                                       0.000         0.000
DZW_OF_THE_WATER_TABLE                   0.000         0.000
QS_ON_THE_EXCAVATION_SIDE                0.000         0.000
ZQS                                    -0.9990E+30   -0.9990E+30
ZCUT                                     0.000         0.000
BALANCE LEVEL FOR PORE PRESSURES        -13.50        -13.50
WATER_BEHAVIOUR_FLAG (LINING OPT)        0.000         0.000
PORE_UPDATE_FLAG                         0.000         0.000
PORE_TAB. _FLAG (gt.0= use tabs)         0.000         0.000
lateral thrusts reduction elevatio       0.000         0.000
Downhill reduction factor for effe       0.000         0.000
Downhill reduction factor for pore       0.000         0.000
Uphill reduction factor for effect       0.000         0.000
Uphill reduction factor for pore p       0.000         0.000
SEISMIC HORIZONTAL ACCEL. Kh [g]         0.000         0.000
UPHILL VERTICAL ACCEL.  Kv_uh [g]        0.000         0.000
```

DOWNHILL VERTICAL ACCEL.Kv_dh [g]	0.000	0.000
UPHILL BETA ANGLE (SLOPE) [deg]	0.000	0.000
UPHILL DELTA/PHI RATIO	0.000	0.000
DOWNHILL BETA ANGLE (SLOPE) [deg]	0.000	0.000
DOWNHILL DELTA/PHI RATIO	0.000	0.000
DYN.WATER BEHAVIOUR	0.000	0.000
Excess pore pressure RATIO Ru	0.000	0.000
SEISMIC PRESSURE LOWER VALUE	0.000	0.000
SEISMIC PRESSURE UPPER VALUE	0.000	0.000
SEISMIC PRESSURE LOWER LEVEL	0.000	0.000
SEISMIC PRESSURE UPPER LEVEL	0.000	0.000

==========end of step 2

STEP NO. 3

	LEFT WALL	RIGHT WALL
Y	0.000	-0.9990E+30
Z-PC	0.000	0.000
Z-EXCAVATION	-1.000	0.000
Z-WATER_TABLE	-18.00	-0.9990E+30
Q_AT_THE_FREE_FIELD_LEVEL	0.000	0.000
ZQ	0.000	0.000
DZW_OF_THE_WATER_TABLE	0.000	0.000
QS_ON_THE_EXCAVATION_SIDE	0.000	0.000
ZQS	-0.9990E+30	-0.9990E+30
ZCUT	0.000	0.000
BALANCE LEVEL FOR PORE PRESSURES	-13.50	-13.50
WATER_BEHAVIOUR_FLAG (LINING OPT)	0.000	0.000
PORE_UPDATE_FLAG	0.000	0.000
PORE_TAB. _FLAG (gt.0= use tabs)	0.000	0.000
lateral thrusts reduction elevatio	0.000	0.000
Downhill reduction factor for effe	0.000	0.000
Downhill reduction factor for pore	0.000	0.000
Uphill reduction factor for effect	0.000	0.000
Uphill reduction factor for pore p	0.000	0.000
SEISMIC HORIZONTAL ACCEL. Kh [g]	0.000	0.000
UPHILL VERTICAL ACCEL. Kv_uh [g]	0.000	0.000
DOWNHILL VERTICAL ACCEL.Kv_dh [g]	0.000	0.000
UPHILL BETA ANGLE (SLOPE) [deg]	0.000	0.000
UPHILL DELTA/PHI RATIO	0.000	0.000
DOWNHILL BETA ANGLE (SLOPE) [deg]	0.000	0.000
DOWNHILL DELTA/PHI RATIO	0.000	0.000
DYN.WATER BEHAVIOUR	0.000	0.000
Excess pore pressure RATIO Ru	0.000	0.000
SEISMIC PRESSURE LOWER VALUE	0.000	0.000
SEISMIC PRESSURE UPPER VALUE	0.000	0.000
SEISMIC PRESSURE LOWER LEVEL	0.000	0.000
SEISMIC PRESSURE UPPER LEVEL	0.000	0.000

==========end of step 3

STEP NO. 4

	LEFT WALL	RIGHT WALL
Y	0.000	-0.9990E+30
Z-PC	0.000	0.000
Z-EXCAVATION	-9.000	0.000
Z-WATER_TABLE	-18.00	-0.9990E+30
Q_AT_THE_FREE_FIELD_LEVEL	0.000	0.000
ZQ	0.000	0.000
DZW_OF_THE_WATER_TABLE	0.000	0.000
QS_ON_THE_EXCAVATION_SIDE	0.000	0.000
ZQS	-0.9990E+30	-0.9990E+30
ZCUT	0.000	0.000
BALANCE LEVEL FOR PORE PRESSURES	-13.50	-13.50
WATER_BEHAVIOUR_FLAG (LINING OPT)	0.000	0.000
PORE_UPDATE_FLAG	0.000	0.000
PORE_TAB. _FLAG (gt.0= use tabs)	0.000	0.000
lateral thrusts reduction elevatio	0.000	0.000
Downhill reduction factor for effe	0.000	0.000
Downhill reduction factor for pore	0.000	0.000
Uphill reduction factor for effect	0.000	0.000
Uphill reduction factor for pore p	0.000	0.000

SEISMIC HORIZONTAL ACCEL. Kh [g]	0.000	0.000
UPHILL VERTICAL ACCEL. Kv_uh [g]	0.000	0.000
DOWNHILL VERTICAL ACCEL.Kv_dh [g]	0.000	0.000
UPHILL BETA ANGLE (SLOPE) [deg]	0.000	0.000
UPHILL DELTA/PHI RATIO	0.000	0.000
DOWNHILL BETA ANGLE (SLOPE) [deg]	0.000	0.000
DOWNHILL DELTA/PHI RATIO	0.000	0.000
DYN.WATER BEHAVIOUR	0.000	0.000
Excess pore pressure RATIO Ru	0.000	0.000
SEISMIC PRESSURE LOWER VALUE	0.000	0.000
SEISMIC PRESSURE UPPER VALUE	0.000	0.000
SEISMIC PRESSURE LOWER LEVEL	0.000	0.000
SEISMIC PRESSURE UPPER LEVEL	0.000	0.000

==========end of step 4

STEP NO. 5

	LEFT WALL	RIGHT WALL
Y	0.000	-0.9990E+30
Z-PC	0.000	0.000
Z-EXCAVATION	-8.500	0.000
Z-WATER_TABLE	-18.00	-0.9990E+30
Q_AT_THE_FREE_FIELD_LEVEL	0.000	0.000
ZQ	0.000	0.000
DZW_OF_THE_WATER_TABLE	0.000	0.000
QS_ON_THE_EXCAVATION_SIDE	0.000	0.000
ZQS	-0.9990E+30	-0.9990E+30
ZCUT	0.000	0.000
BALANCE LEVEL FOR PORE PRESSURES	-13.50	-13.50
WATER_BEHAVIOUR_FLAG (LINING OPT)	0.000	0.000
PORE_UPDATE_FLAG	0.000	0.000
PORE_TAB. _FLAG (gt.0= use tabs)	0.000	0.000
lateral thrusts reduction elevatio	0.000	0.000
Downhill reduction factor for effe	0.000	0.000
Downhill reduction factor for pore	0.000	0.000
Uphill reduction factor for effect	0.000	0.000
Uphill reduction factor for pore p	0.000	0.000
SEISMIC HORIZONTAL ACCEL. Kh [g]	0.000	0.000
UPHILL VERTICAL ACCEL. Kv_uh [g]	0.000	0.000
DOWNHILL VERTICAL ACCEL.Kv_dh [g]	0.000	0.000
UPHILL BETA ANGLE (SLOPE) [deg]	0.000	0.000
UPHILL DELTA/PHI RATIO	0.000	0.000
DOWNHILL BETA ANGLE (SLOPE) [deg]	0.000	0.000
DOWNHILL DELTA/PHI RATIO	0.000	0.000
DYN.WATER BEHAVIOUR	0.000	0.000
Excess pore pressure RATIO Ru	0.000	0.000
SEISMIC PRESSURE LOWER VALUE	0.000	0.000
SEISMIC PRESSURE UPPER VALUE	0.000	0.000
SEISMIC PRESSURE LOWER LEVEL	0.000	0.000
SEISMIC PRESSURE UPPER LEVEL	0.000	0.000

==========end of step 5

STEP NO. 6

	LEFT WALL	RIGHT WALL
Y	0.000	-0.9990E+30
Z-PC	0.000	0.000
Z-EXCAVATION	-8.500	0.000
Z-WATER_TABLE	-18.00	-0.9990E+30
Q_AT_THE_FREE_FIELD_LEVEL	0.000	0.000
ZQ	0.000	0.000
DZW_OF_THE_WATER_TABLE	0.000	0.000
QS_ON_THE_EXCAVATION_SIDE	0.000	0.000
ZQS	-0.9990E+30	-0.9990E+30
ZCUT	0.000	0.000
BALANCE LEVEL FOR PORE PRESSURES	-13.50	-13.50
WATER_BEHAVIOUR_FLAG (LINING OPT)	0.000	0.000
PORE_UPDATE_FLAG	0.000	0.000
PORE_TAB. _FLAG (gt.0= use tabs)	0.000	0.000
lateral thrusts reduction elevatio	0.000	0.000
Downhill reduction factor for effe	0.000	0.000
Downhill reduction factor for pore	0.000	0.000

Uphill reduction factor for effect	0.000	0.000
Uphill reduction factor for pore p	0.000	0.000
SEISMIC HORIZONTAL ACCEL. Kh [g]	0.000	0.000
UPHILL VERTICAL ACCEL. Kv_uh [g]	0.000	0.000
DOWNHILL VERTICAL ACCEL.Kv_dh [g]	0.000	0.000
UPHILL BETA ANGLE (SLOPE) [deg]	0.000	0.000
UPHILL DELTA/PHI RATIO	0.000	0.000
DOWNHILL BETA ANGLE (SLOPE) [deg]	0.000	0.000
DOWNHILL DELTA/PHI RATIO	0.000	0.000
DYN.WATER BEHAVIOUR	0.000	0.000
Excess pore pressure RATIO Ru	0.000	0.000
SEISMIC PRESSURE LOWER VALUE	0.000	0.000
SEISMIC PRESSURE UPPER VALUE	0.000	0.000
SEISMIC PRESSURE LOWER LEVEL	0.000	0.000
SEISMIC PRESSURE UPPER LEVEL	0.000	0.000

==========end of step 6

LEFT-HAND WALL

LOWER LEVEL -13.50000
UPPER LEVEL 0.00000

RIGHT-HAND WALL

LOWER LEVEL -13.50000
UPPER LEVEL 0.00000

```
+-------------------------------------------------------------------------------------------------------------------------+
|                  PARATIEPLUS(TM)   NLS ENGINE RELEASE  2018.0    FULL VERSION  *Build date:Nov 13, 2017*              |
|                                                                                                                         |
|                                     NewProject.BaseDesignSection_28.A1M1R1_1183                                         |
|                                  Exe Time : 4 September 2018 18:06:11                                                   |
+-------------------------------------------------------------------------------------------------------------------------+
 I N I T I A L   S T R E S S   T A B L E S

            S E C T I O N

 NUMBER OF DEFINED TABLES             2


INPUT DATA FOR INITIAL STRESS SET NO.    1
PERTAINING SOIL ELEMENTS AT Y-COORD    0.0000

ACTIVATION TIME                              1.0000
END TIME (TIME BEYOND WHICH IT IS REMOVED)   6.0000

TYPE BOUSSINESQ

 HORIZONTAL DISTANCE (DY)           1.00000000000000
 FOUNDATION WIDTH    (B)            11.0000000000000
 ZETA-F.....                   0.000000000000000E+000
 Q-F .....                      23.0800000000000
 BETA ....                      45.0000000000000
 BEHAVIOUR (0=FREE, 1=REFLECTING)  0.000000000000000E+000


INPUT DATA FOR INITIAL STRESS SET NO.    2
PERTAINING SOIL ELEMENTS AT Y-COORD    0.0000

ACTIVATION TIME                              1.0000
END TIME (TIME BEYOND WHICH IT IS REMOVED)   6.0000

TYPE BOUSSINESQ

 HORIZONTAL DISTANCE (DY)           18.0000000000000
 FOUNDATION WIDTH    (B)            12.0000000000000
 ZETA-F.....                    2.70000000000000
 Q-F .....                      23.0800000000000
 BETA ....                      45.0000000000000
 BEHAVIOUR (0=FREE, 1=REFLECTING)  0.000000000000000E+000


 ELEMENT GROUPS BACKUP AREA CAN STAY IN CORE AT
 POSITION        5325

 NO. OF D.P.W  FOR THIS AREA       8205
 MAX NO. OF D.P.W. AVAILABLE      81920
 ** MAX NO OF ITERATIONS SET TO          40

ITER     0 RNORM = 0.000     RMNORM= 0.000
           RINORM=0.2433E+05 RIMNOR= 0.000
           RENORM=0.2682E-28 REMNOR= 0.000     RATIO =0.3320E-16 TOLER =0.1000E-03      CONVERGED !
           RFMAX = 21.94     RMMAX = 0.000
           RTSMAL=0.1000E-03 RMSMAL= 0.000
           RDT   =0.2433E+05 RDR   = 0.000
           RATIOT=0.3320E-16 RATIOR= 0.000
           MAX UN=0.3553E-14 IEQ=   127 NODE     64 DOF   1  Y-DISPL.F
           MIN UN=-.3553E-14 IEQ=    81 NODE     41 DOF   1  Y-DISPL.F
           NO. OF CONTACT CONSTRAINT VIOLATIONS     0


ITER     1 RNORM = 0.000     RMNORM= 0.000
           RINORM=0.2433E+05 RIMNOR= 0.000
           RENORM=0.7997E-30 REMNOR=0.2102E-52 RATIO =0.5733E-17 TOLER =0.1000E-03      CONVERGED !
           RFMAX = 21.94     RMMAX = 0.000
           RTSMAL=0.1000E-03 RMSMAL= 0.000
           RDT   =0.2433E+05 RDR   = 0.000
           RATIOT=0.5733E-17 RATIOR= 0.000
```

```
  MAX UN=0.3086E-15 IEQ=   133 NODE     67 DOF   1  Y-DISPL.F
  MIN UN=-.1088E-15 IEQ=    77 NODE     39 DOF   1  Y-DISPL.F
  NO. OF CONTACT CONSTRAINT VIOLATIONS     0


ITER     2 RNORM = 0.000     RMNORM= 0.000
  RINORM=0.2433E+05 RIMNOR= 0.000
  RENORM=0.4385E-30 REMNOR=0.2095E-52 RATIO =0.4245E-17 TOLER =0.1000E-03      CONVERGED !
  RFMAX = 21.94     RMMAX = 0.000
  RTSMAL=0.1000E-03 RMSMAL= 0.000
  RDT   =0.2433E+05 RDR   = 0.000
  RATIOT=0.4245E-17 RATIOR= 0.000
  MAX UN=0.2296E-15 IEQ=   133 NODE     67 DOF   1  Y-DISPL.F
  MIN UN=-.6263E-16 IEQ=    69 NODE     35 DOF   1  Y-DISPL.F
  NO. OF CONTACT CONSTRAINT VIOLATIONS     0
```

```
+-------------------------------------------------------------------------------------------------------------------------+
|                   PARATIEPLUS(TM)   NLS ENGINE RELEASE  2018.0    FULL VERSION  *Build date:Nov 13, 2017*              |
|                                                                                                                         |
|                                     NewProject.BaseDesignSection_28.A1M1R1_1183                                         |
|                                  Exe Time : 4 September 2018 18:06:11                                                   |
+-------------------------------------------------------------------------------------------------------------------------+
New Project
SOLUTION REACHED USING     2 ITERATIONS ON   40

P R I N T   O U T   F O R   T I M E   S T E P    1     ( AT TIME   1.000     )

PRINT OUT OF ACTIVE COMPONENTS (FIXED NODES ARE NOT PRINTED OUT)

          Y-DISPL.F        X-ROT. F
           (02)             (04)            (


ALL NODAL POINTS HAVE ZERO DISPLACEMENT COMPONENTS
```

```
+-------------------------------------------------------------------------------------------------------------------------------+
|                   PARATIEPLUS(TM)   NLS ENGINE RELEASE  2018.0    FULL VERSION  *Build date:Nov 13, 2017*                    |
|                                                                                                                               |
|                                    NewProject.BaseDesignSection_28.A1M1R1_1183                                                |
|                                  Exe Time : 4 September 2018 18:06:11                                                         |
+-------------------------------------------------------------------------------------------------------------------------------+
New Project


S T R E S S   R E S U L T S   F O R   G R O U P   N O.   1

0_L                                                          :
ELEMENT TYPE    5 NO.OF ELEMENTS. IN THIS GROUP   69
C U R R E N T   T I M E   I S     1.0000

 HARDENING 2D SOIL ELEMENT

 ****** TOTAL STRESS FORMULATION *****

  EL *   FORCE     DISPL-Y  VERTICAL-P  HORIZON.-P     MAX-V-P     MAX-H-P           STATE   STIFFNESS Z-LEVEL      PORE
E FACTOR    UFACTOR       Peq           Su_a         Su_p     LAYER
 ------------------------------------------------------------------------------------------------------------------------------
-------------------------------------------------------------------------------------------
   1 D  8.5628E-02 -1.5282E-20  1.2558E-02  0.8563      1.2558E-02  0.8563            V-C  2.8868E+04   0.000       0.000
1.000       1.000      0.8563       0.000       0.000     DI1_164_167_L_0
   2 D   1.027     -1.4567E-20   3.253       5.134       3.253       5.134           V-C  2.8868E+04 -0.2000       0.000
1.000       1.000       5.134       0.000       0.000     DI1_164_167_L_0
   3 D   1.803     -1.3852E-20   6.681       9.013       6.681       9.013           V-C  2.8868E+04 -0.4000       0.000
1.000       1.000       9.013       0.000       0.000     DI1_164_167_L_0
   4 D   2.462     -1.3136E-20   10.35       12.31       10.35       12.31           V-C  2.8868E+04 -0.6000       0.000
1.000       1.000       12.31       0.000       0.000     DI1_164_167_L_0
   5 D   3.011     -1.2420E-20   14.20       15.05       14.20       15.05           V-C  2.8868E+04 -0.8000       0.000
1.000       1.000       15.05       0.000       0.000     DI1_164_167_L_0
   6 D   3.474     -1.1702E-20   18.13       17.37       18.13       17.37           V-C  2.8868E+04  -1.000       0.000
1.000       1.000       17.37       0.000       0.000     DI1_164_167_L_0
   7 D   3.878     -1.0982E-20   22.05       19.39       22.05       19.39           V-C  2.8868E+04  -1.200       0.000
1.000       1.000       19.39       0.000       0.000     DI1_164_167_L_0
   8 D   4.242     -1.0258E-20   26.25       21.21       26.25       21.21           V-C  2.8868E+04  -1.400       0.000
1.000       1.000       21.21       0.000       0.000     DI1_164_167_L_0
   9 D   4.581     -9.5295E-21   30.77       22.91       30.77       22.91           V-C  2.8868E+04  -1.600       0.000
1.000       1.000       22.91       0.000       0.000     DI1_164_167_L_0
  10 D   4.904     -8.7953E-21   35.06       24.52       35.06       24.52           V-C  2.8868E+04  -1.800       0.000
1.000       1.000       24.52       0.000       0.000     DI1_164_167_L_0
  11 D   5.215     -8.0545E-21   39.16       26.07       39.16       26.07           V-C  2.8868E+04  -2.000       0.000
1.000       1.000       26.07       0.000       0.000     DI1_164_167_L_0
  12 D   5.519     -7.3079E-21   42.56       27.59       42.56       27.59           V-C  2.8868E+04  -2.200       0.000
1.000       1.000       27.59       0.000       0.000     DI1_164_167_L_0
  13 D   5.818     -6.5569E-21   46.47       29.09       46.47       29.09           V-C  2.8868E+04  -2.400       0.000
1.000       1.000       29.09       0.000       0.000     DI1_164_167_L_0
  14 D   6.113     -5.8026E-21   50.29       30.57       50.29       30.57           V-C  2.8868E+04  -2.600       0.000
1.000       1.000       30.57       0.000       0.000     DI1_164_167_L_0
  15 D   6.407     -5.0464E-21   54.02       32.03       54.02       32.03           V-C  2.8868E+04  -2.800       0.000
1.000       1.000       32.03       0.000       0.000     DI1_164_167_L_0
  16 D   6.699     -4.2891E-21   57.70       33.49       57.70       33.49           V-C  2.8868E+04  -3.000       0.000
1.000       1.000       33.49       0.000       0.000     DI1_164_167_L_0
  17 D   6.989     -3.5319E-21   61.33       34.95       61.33       34.95           V-C  2.8868E+04  -3.200       0.000
1.000       1.000       34.95       0.000       0.000     DI1_164_167_L_0
  18 D   7.279     -2.7759E-21   64.54       36.40       64.54       36.40           V-C  2.8868E+04  -3.400       0.000
1.000       1.000       36.40       0.000       0.000     DI1_164_167_L_0
  19 D   7.569     -2.0219E-21   68.11       37.85       68.11       37.85           V-C  2.8868E+04  -3.600       0.000
1.000       1.000       37.85       0.000       0.000     DI1_164_167_L_0
  20 D   7.859     -1.2710E-21   71.64       39.30       71.64       39.30           V-C  2.8868E+04  -3.800       0.000
1.000       1.000       39.30       0.000       0.000     DI1_164_167_L_0
  21 D   8.149     -5.2457E-22   75.15       40.74       75.15       40.74           V-C  2.8868E+04  -4.000       0.000
1.000       1.000       40.74       0.000       0.000     DI1_164_167_L_0
  22 D   8.439      2.1401E-22   78.63       42.19       78.63       42.19           V-C  2.8868E+04  -4.200       0.000
1.000       1.000       42.19       0.000       0.000     DI1_164_167_L_0
  23 D   8.729      9.4087E-22   81.80       43.64       81.80       43.64           V-C  2.8868E+04  -4.400       0.000
1.000       1.000       43.64       0.000       0.000     DI1_164_167_L_0
  24 D   9.019      1.6522E-21   85.25       45.10       85.25       45.10           V-C  2.8868E+04  -4.600       0.000
1.000       1.000       45.10       0.000       0.000     DI1_164_167_L_0
```

25 D	9.310	2.3439E-21	88.68	46.55	88.68	46.55	V-C	2.8868E+04	-4.800	0.000	
1.000	1.000	46.55	0.000	0.000	DI1_164_167_L_0						
26 D	9.601	3.0123E-21	92.10	48.01	92.10	48.01	V-C	6.9578E+04	-5.000	0.000	
1.000	1.000	48.01	0.000	0.000	DI2_165_168_L_0						
27 D	9.893	3.6532E-21	95.51	49.46	95.51	49.46	V-C	6.9578E+04	-5.200	0.000	
1.000	1.000	49.46	0.000	0.000	DI2_165_168_L_0						
28 D	10.18	4.2625E-21	98.66	50.92	98.66	50.92	V-C	6.9578E+04	-5.400	0.000	
1.000	1.000	50.92	0.000	0.000	DI2_165_168_L_0						
29 D	10.48	4.8360E-21	102.1	52.39	102.1	52.39	V-C	6.9578E+04	-5.600	0.000	
1.000	1.000	52.39	0.000	0.000	DI2_165_168_L_0						
30 D	10.77	5.3693E-21	105.4	53.85	105.4	53.85	V-C	6.9578E+04	-5.800	0.000	
1.000	1.000	53.85	0.000	0.000	DI2_165_168_L_0						
31 D	11.06	5.8578E-21	108.8	55.32	108.8	55.32	V-C	6.9578E+04	-6.000	0.000	
1.000	1.000	55.32	0.000	0.000	DI2_165_168_L_0						
32 D	11.36	6.2967E-21	112.2	56.79	112.2	56.79	V-C	6.9578E+04	-6.200	0.000	
1.000	1.000	56.79	0.000	0.000	DI2_165_168_L_0						
33 D	11.65	6.6812E-21	115.5	58.26	115.5	58.26	V-C	6.9578E+04	-6.400	0.000	
1.000	1.000	58.26	0.000	0.000	DI2_165_168_L_0						
34 D	11.95	7.0061E-21	118.7	59.74	118.7	59.74	V-C	6.9578E+04	-6.600	0.000	
1.000	1.000	59.74	0.000	0.000	DI2_165_168_L_0						
35 D	12.24	7.2661E-21	122.0	61.22	122.0	61.22	V-C	6.9578E+04	-6.800	0.000	
1.000	1.000	61.22	0.000	0.000	DI2_165_168_L_0						
36 D	12.54	7.4556E-21	125.3	62.70	125.3	62.70	V-C	6.9578E+04	-7.000	0.000	
1.000	1.000	62.70	0.000	0.000	DI2_165_168_L_0						
37 D	12.84	7.5690E-21	128.7	64.18	128.7	64.18	V-C	6.9578E+04	-7.200	0.000	
1.000	1.000	64.18	0.000	0.000	DI2_165_168_L_0						
38 D	13.13	7.6003E-21	132.0	65.67	132.0	65.67	V-C	6.9578E+04	-7.400	0.000	
1.000	1.000	65.67	0.000	0.000	DI2_165_168_L_0						
39 D	13.43	7.5434E-21	135.2	67.16	135.2	67.16	V-C	6.9578E+04	-7.600	0.000	
1.000	1.000	67.16	0.000	0.000	DI2_165_168_L_0						
40 D	13.73	7.3919E-21	138.5	68.65	138.5	68.65	V-C	6.9578E+04	-7.800	0.000	
1.000	1.000	68.65	0.000	0.000	DI2_165_168_L_0						
41 D	14.03	7.1395E-21	141.8	70.15	141.8	70.15	V-C	6.9578E+04	-8.000	0.000	
1.000	1.000	70.15	0.000	0.000	DI2_165_168_L_0						
42 D	14.33	6.7811E-21	145.1	71.64	145.1	71.64	V-C	6.9578E+04	-8.200	0.000	
1.000	1.000	71.64	0.000	0.000	DI2_165_168_L_0						
43 D	14.63	6.3198E-21	148.4	73.14	148.4	73.14	V-C	6.9578E+04	-8.400	0.000	
1.000	1.000	73.14	0.000	0.000	DI2_165_168_L_0						
44 D	14.93	5.7599E-21	151.7	74.64	151.7	74.64	V-C	6.9578E+04	-8.600	0.000	
1.000	1.000	74.64	0.000	0.000	DI2_165_168_L_0						
45 D	15.23	5.1058E-21	154.9	76.15	154.9	76.15	V-C	6.9578E+04	-8.800	0.000	
1.000	1.000	76.15	0.000	0.000	DI2_165_168_L_0						
46 D	15.53	4.3619E-21	158.2	77.65	158.2	77.65	V-C	6.9578E+04	-9.000	0.000	
1.000	1.000	77.65	0.000	0.000	DI2_165_168_L_0						
47 D	15.83	3.5322E-21	161.5	79.16	161.5	79.16	V-C	6.9578E+04	-9.200	0.000	
1.000	1.000	79.16	0.000	0.000	DI2_165_168_L_0						
48 D	16.13	2.6209E-21	164.8	80.67	164.8	80.67	V-C	6.9578E+04	-9.400	0.000	
1.000	1.000	80.67	0.000	0.000	DI2_165_168_L_0						
49 D	16.44	1.6321E-21	168.1	82.18	168.1	82.18	V-C	6.9578E+04	-9.600	0.000	
1.000	1.000	82.18	0.000	0.000	DI2_165_168_L_0						
50 D	16.74	5.6967E-22	171.2	83.70	171.2	83.70	V-C	6.9578E+04	-9.800	0.000	
1.000	1.000	83.70	0.000	0.000	DI2_165_168_L_0						
51 D	17.04	-5.6227E-22	174.5	85.21	174.5	85.21	V-C	6.9578E+04	-10.00	0.000	
1.000	1.000	85.21	0.000	0.000	DI2_165_168_L_0						
52 D	17.35	-1.7597E-21	177.8	86.73	177.8	86.73	V-C	6.9578E+04	-10.20	0.000	
1.000	1.000	86.73	0.000	0.000	DI2_165_168_L_0						
53 D	17.65	-3.0184E-21	181.1	88.25	181.1	88.25	V-C	6.9578E+04	-10.40	0.000	
1.000	1.000	88.25	0.000	0.000	DI2_165_168_L_0						
54 D	17.95	-4.3342E-21	184.4	89.77	184.4	89.77	V-C	6.9578E+04	-10.60	0.000	
1.000	1.000	89.77	0.000	0.000	DI2_165_168_L_0						
55 D	18.26	-5.7027E-21	187.7	91.30	187.7	91.30	V-C	6.9578E+04	-10.80	0.000	
1.000	1.000	91.30	0.000	0.000	DI2_165_168_L_0						
56 D	18.56	-7.1194E-21	190.8	92.82	190.8	92.82	V-C	6.9578E+04	-11.00	0.000	
1.000	1.000	92.82	0.000	0.000	DI2_165_168_L_0						
57 D	18.87	-8.5795E-21	194.1	94.35	194.1	94.35	V-C	6.9578E+04	-11.20	0.000	
1.000	1.000	94.35	0.000	0.000	DI2_165_168_L_0						
58 D	19.18	-1.0078E-20	197.4	95.88	197.4	95.88	V-C	6.9578E+04	-11.40	0.000	
1.000	1.000	95.88	0.000	0.000	DI2_165_168_L_0						
59 D	19.48	-1.1609E-20	200.7	97.41	200.7	97.41	V-C	6.9578E+04	-11.60	0.000	
1.000	1.000	97.41	0.000	0.000	DI2_165_168_L_0						
60 D	19.79	-1.3168E-20	203.9	98.94	203.9	98.94	V-C	6.9578E+04	-11.80	0.000	
1.000	1.000	98.94	0.000	0.000	DI2_165_168_L_0						
61 D	20.09	-1.4748E-20	207.1	100.5	207.1	100.5	V-C	6.9578E+04	-12.00	0.000	
1.000	1.000	100.5	0.000	0.000	DI2_165_168_L_0						

```
  62 D   20.40     -1.6343E-20   210.2       102.0       210.2       102.0            V-C  6.9578E+04  -12.20       0.000
1.000       1.000       102.0       0.000       0.000     DI2_165_168_L_0
  63 D   20.71     -1.7946E-20   213.2       103.5       213.2       103.5            V-C  6.9578E+04  -12.40       0.000
1.000       1.000       103.5       0.000       0.000     DI2_165_168_L_0
  64 D   21.02     -1.9549E-20   216.3       105.1       216.3       105.1            V-C  6.9578E+04  -12.60       0.000
1.000       1.000       105.1       0.000       0.000     DI2_165_168_L_0
  65 D   21.32     -2.1146E-20   219.4       106.6       219.4       106.6            V-C  6.9578E+04  -12.80       0.000
1.000       1.000       106.6       0.000       0.000     DI2_165_168_L_0
  66 D   21.63     -2.2738E-20   222.4       108.2       222.4       108.2            V-C  6.9578E+04  -13.00       0.000
1.000       1.000       108.2       0.000       0.000     DI2_165_168_L_0
  67 D   21.94     -2.4328E-20   225.5       109.7       225.5       109.7            V-C  6.9578E+04  -13.20       0.000
1.000       1.000       109.7       0.000       0.000     DI2_165_168_L_0
  68 D   16.69     -2.5917E-20   228.6       111.2       228.6       111.2            V-C  6.9578E+04  -13.40       0.000
1.000       1.000       111.2       0.000       0.000     DI2_165_168_L_0
  69 D   5.601     -2.6712E-20   230.2       112.0       230.2       112.0            V-C  6.9578E+04  -13.50       0.000
1.000       1.000       112.0       0.000       0.000     DI2_165_168_L_0
```

```
+-------------------------------------------------------------------------------------------------------------------------------+
|                   PARATIEPLUS(TM)   NLS ENGINE RELEASE  2018.0    FULL VERSION  *Build date:Nov 13, 2017*                    |
|                                                                                                                               |
|                                     NewProject.BaseDesignSection_28.A1M1R1_1183                                               |
|                                  Exe Time : 4 September 2018 18:06:11                                                         |
+-------------------------------------------------------------------------------------------------------------------------------+
New Project


S T R E S S   R E S U L T S   F O R   G R O U P   N O.   2

0_R                                                              :
ELEMENT TYPE    5 NO.OF ELEMENTS. IN THIS GROUP   69
C U R R E N T   T I M E   I S      1.0000

 HARDENING 2D SOIL ELEMENT

 ****** TOTAL STRESS FORMULATION *****

  EL *   FORCE     DISPL-Y  VERTICAL-P  HORIZON.-P     MAX-V-P     MAX-H-P           STATE   STIFFNESS Z-LEVEL      PORE
E FACTOR    UFACTOR        Peq           Su_a         Su_p     LAYER
 ------------------------------------------------------------------------------------------------------------------------------
-------------------------------------------------------------------------------------------
   1 D  8.5628E-02  1.5282E-20   0.000      0.8563       0.000      0.8563             V-C  1.9245E+04   0.000       0.000
1.000       1.000       0.8563       0.000       0.000     DI1_164_167_L_0
   2 D   1.027      1.4567E-20   3.200       5.134       3.200       5.134             V-C  1.9245E+04 -0.2000       0.000
1.000       1.000       5.134       0.000       0.000     DI1_164_167_L_0
   3 D   1.803      1.3852E-20   6.400       9.013       6.400       9.013             V-C  1.9245E+04 -0.4000       0.000
1.000       1.000       9.013       0.000       0.000     DI1_164_167_L_0
   4 D   2.462      1.3136E-20   9.600       12.31       9.600       12.31             V-C  1.9245E+04 -0.6000       0.000
1.000       1.000       12.31       0.000       0.000     DI1_164_167_L_0
   5 D   3.011      1.2420E-20   12.80       15.05       12.80       15.05             V-C  1.9245E+04 -0.8000       0.000
1.000       1.000       15.05       0.000       0.000     DI1_164_167_L_0
   6 D   3.474      1.1702E-20   16.00       17.37       16.00       17.37             V-C  1.9245E+04  -1.000       0.000
1.000       1.000       17.37       0.000       0.000     DI1_164_167_L_0
   7 D   3.878      1.0982E-20   19.20       19.39       19.20       19.39             V-C  1.9245E+04  -1.200       0.000
1.000       1.000       19.39       0.000       0.000     DI1_164_167_L_0
   8 D   4.242      1.0258E-20   22.40       21.21       22.40       21.21             V-C  1.9245E+04  -1.400       0.000
1.000       1.000       21.21       0.000       0.000     DI1_164_167_L_0
   9 D   4.581      9.5295E-21   25.60       22.91       25.60       22.91             V-C  1.9245E+04  -1.600       0.000
1.000       1.000       22.91       0.000       0.000     DI1_164_167_L_0
  10 D   4.904      8.7953E-21   28.80       24.52       28.80       24.52             V-C  1.9245E+04  -1.800       0.000
1.000       1.000       24.52       0.000       0.000     DI1_164_167_L_0
  11 D   5.215      8.0545E-21   32.00       26.07       32.00       26.07             V-C  1.9245E+04  -2.000       0.000
1.000       1.000       26.07       0.000       0.000     DI1_164_167_L_0
  12 D   5.519      7.3079E-21   35.20       27.59       35.20       27.59             V-C  1.9245E+04  -2.200       0.000
1.000       1.000       27.59       0.000       0.000     DI1_164_167_L_0
  13 D   5.818      6.5569E-21   38.40       29.09       38.40       29.09             V-C  1.9245E+04  -2.400       0.000
1.000       1.000       29.09       0.000       0.000     DI1_164_167_L_0
  14 D   6.113      5.8026E-21   41.60       30.57       41.60       30.57             V-C  1.9245E+04  -2.600       0.000
1.000       1.000       30.57       0.000       0.000     DI1_164_167_L_0
  15 D   6.407      5.0464E-21   44.80       32.03       44.80       32.03             V-C  1.9245E+04  -2.800       0.000
1.000       1.000       32.03       0.000       0.000     DI1_164_167_L_0
  16 D   6.699      4.2891E-21   48.00       33.49       48.00       33.49             V-C  1.9245E+04  -3.000       0.000
1.000       1.000       33.49       0.000       0.000     DI1_164_167_L_0
  17 D   6.989      3.5319E-21   51.20       34.95       51.20       34.95             V-C  1.9245E+04  -3.200       0.000
1.000       1.000       34.95       0.000       0.000     DI1_164_167_L_0
  18 D   7.279      2.7759E-21   54.40       36.40       54.40       36.40             V-C  1.9245E+04  -3.400       0.000
1.000       1.000       36.40       0.000       0.000     DI1_164_167_L_0
  19 D   7.569      2.0219E-21   57.60       37.85       57.60       37.85             V-C  1.9245E+04  -3.600       0.000
1.000       1.000       37.85       0.000       0.000     DI1_164_167_L_0
  20 D   7.859      1.2710E-21   60.80       39.30       60.80       39.30             V-C  1.9245E+04  -3.800       0.000
1.000       1.000       39.30       0.000       0.000     DI1_164_167_L_0
  21 D   8.149      5.2457E-22   64.00       40.74       64.00       40.74             V-C  1.9245E+04  -4.000       0.000
1.000       1.000       40.74       0.000       0.000     DI1_164_167_L_0
  22 D   8.439     -2.1401E-22   67.20       42.19       67.20       42.19             V-C  1.9245E+04  -4.200       0.000
1.000       1.000       42.19       0.000       0.000     DI1_164_167_L_0
  23 D   8.729     -9.4087E-22   70.40       43.64       70.40       43.64             V-C  1.9245E+04  -4.400       0.000
1.000       1.000       43.64       0.000       0.000     DI1_164_167_L_0
  24 D   9.019     -1.6522E-21   73.60       45.10       73.60       45.10             V-C  1.9245E+04  -4.600       0.000
1.000       1.000       45.10       0.000       0.000     DI1_164_167_L_0
```

25 D	9.310	-2.3439E-21	76.80	46.55	76.80	46.55	V-C	1.9245E+04	-4.800	0.000		
1.000	1.000	46.55	0.000	0.000	DI1_164_167_L_0							
26 D	9.601	-3.0123E-21	80.00	48.01	80.00	48.01	V-C	4.1023E+04	-5.000	0.000		
1.000	1.000	48.01	0.000	0.000	DI2_165_168_L_0							
27 D	9.893	-3.6532E-21	83.20	49.46	83.20	49.46	V-C	4.1023E+04	-5.200	0.000		
1.000	1.000	49.46	0.000	0.000	DI2_165_168_L_0							
28 D	10.18	-4.2625E-21	86.40	50.92	86.40	50.92	V-C	4.1023E+04	-5.400	0.000		
1.000	1.000	50.92	0.000	0.000	DI2_165_168_L_0							
29 D	10.48	-4.8360E-21	89.60	52.39	89.60	52.39	V-C	4.1023E+04	-5.600	0.000		
1.000	1.000	52.39	0.000	0.000	DI2_165_168_L_0							
30 D	10.77	-5.3693E-21	92.80	53.85	92.80	53.85	V-C	4.1023E+04	-5.800	0.000		
1.000	1.000	53.85	0.000	0.000	DI2_165_168_L_0							
31 D	11.06	-5.8578E-21	96.00	55.32	96.00	55.32	V-C	4.1023E+04	-6.000	0.000		
1.000	1.000	55.32	0.000	0.000	DI2_165_168_L_0							
32 D	11.36	-6.2967E-21	99.20	56.79	99.20	56.79	V-C	4.1023E+04	-6.200	0.000		
1.000	1.000	56.79	0.000	0.000	DI2_165_168_L_0							
33 D	11.65	-6.6812E-21	102.4	58.26	102.4	58.26	V-C	4.1023E+04	-6.400	0.000		
1.000	1.000	58.26	0.000	0.000	DI2_165_168_L_0							
34 D	11.95	-7.0061E-21	105.6	59.74	105.6	59.74	V-C	4.1023E+04	-6.600	0.000		
1.000	1.000	59.74	0.000	0.000	DI2_165_168_L_0							
35 D	12.24	-7.2661E-21	108.8	61.22	108.8	61.22	V-C	4.1023E+04	-6.800	0.000		
1.000	1.000	61.22	0.000	0.000	DI2_165_168_L_0							
36 D	12.54	-7.4556E-21	112.0	62.70	112.0	62.70	V-C	4.1023E+04	-7.000	0.000		
1.000	1.000	62.70	0.000	0.000	DI2_165_168_L_0							
37 D	12.84	-7.5690E-21	115.2	64.18	115.2	64.18	V-C	4.1023E+04	-7.200	0.000		
1.000	1.000	64.18	0.000	0.000	DI2_165_168_L_0							
38 D	13.13	-7.6003E-21	118.4	65.67	118.4	65.67	V-C	4.1023E+04	-7.400	0.000		
1.000	1.000	65.67	0.000	0.000	DI2_165_168_L_0							
39 D	13.43	-7.5434E-21	121.6	67.16	121.6	67.16	V-C	4.1023E+04	-7.600	0.000		
1.000	1.000	67.16	0.000	0.000	DI2_165_168_L_0							
40 D	13.73	-7.3919E-21	124.8	68.65	124.8	68.65	V-C	4.1023E+04	-7.800	0.000		
1.000	1.000	68.65	0.000	0.000	DI2_165_168_L_0							
41 D	14.03	-7.1395E-21	128.0	70.15	128.0	70.15	V-C	4.1023E+04	-8.000	0.000		
1.000	1.000	70.15	0.000	0.000	DI2_165_168_L_0							
42 D	14.33	-6.7811E-21	131.2	71.64	131.2	71.64	V-C	4.1023E+04	-8.200	0.000		
1.000	1.000	71.64	0.000	0.000	DI2_165_168_L_0							
43 D	14.63	-6.3198E-21	134.4	73.14	134.4	73.14	V-C	4.1023E+04	-8.400	0.000		
1.000	1.000	73.14	0.000	0.000	DI2_165_168_L_0							
44 D	14.93	-5.7599E-21	137.6	74.64	137.6	74.64	V-C	4.1023E+04	-8.600	0.000		
1.000	1.000	74.64	0.000	0.000	DI2_165_168_L_0							
45 D	15.23	-5.1058E-21	140.8	76.15	140.8	76.15	V-C	4.1023E+04	-8.800	0.000		
1.000	1.000	76.15	0.000	0.000	DI2_165_168_L_0							
46 D	15.53	-4.3619E-21	144.0	77.65	144.0	77.65	V-C	4.1023E+04	-9.000	0.000		
1.000	1.000	77.65	0.000	0.000	DI2_165_168_L_0							
47 D	15.83	-3.5322E-21	147.2	79.16	147.2	79.16	V-C	4.1023E+04	-9.200	0.000		
1.000	1.000	79.16	0.000	0.000	DI2_165_168_L_0							
48 D	16.13	-2.6209E-21	150.4	80.67	150.4	80.67	V-C	4.1023E+04	-9.400	0.000		
1.000	1.000	80.67	0.000	0.000	DI2_165_168_L_0							
49 D	16.44	-1.6321E-21	153.6	82.18	153.6	82.18	V-C	4.1023E+04	-9.600	0.000		
1.000	1.000	82.18	0.000	0.000	DI2_165_168_L_0							
50 D	16.74	-5.6967E-22	156.8	83.70	156.8	83.70	V-C	4.1023E+04	-9.800	0.000		
1.000	1.000	83.70	0.000	0.000	DI2_165_168_L_0							
51 D	17.04	5.6227E-22	160.0	85.21	160.0	85.21	V-C	4.1023E+04	-10.00	0.000		
1.000	1.000	85.21	0.000	0.000	DI2_165_168_L_0							
52 D	17.35	1.7597E-21	163.2	86.73	163.2	86.73	V-C	4.1023E+04	-10.20	0.000		
1.000	1.000	86.73	0.000	0.000	DI2_165_168_L_0							
53 D	17.65	3.0184E-21	166.4	88.25	166.4	88.25	V-C	4.1023E+04	-10.40	0.000		
1.000	1.000	88.25	0.000	0.000	DI2_165_168_L_0							
54 D	17.95	4.3342E-21	169.6	89.77	169.6	89.77	V-C	4.1023E+04	-10.60	0.000		
1.000	1.000	89.77	0.000	0.000	DI2_165_168_L_0							
55 D	18.26	5.7027E-21	172.8	91.30	172.8	91.30	V-C	4.1023E+04	-10.80	0.000		
1.000	1.000	91.30	0.000	0.000	DI2_165_168_L_0							
56 D	18.56	7.1194E-21	176.0	92.82	176.0	92.82	V-C	4.1023E+04	-11.00	0.000		
1.000	1.000	92.82	0.000	0.000	DI2_165_168_L_0							
57 D	18.87	8.5795E-21	179.2	94.35	179.2	94.35	V-C	4.1023E+04	-11.20	0.000		
1.000	1.000	94.35	0.000	0.000	DI2_165_168_L_0							
58 D	19.18	1.0078E-20	182.4	95.88	182.4	95.88	V-C	4.1023E+04	-11.40	0.000		
1.000	1.000	95.88	0.000	0.000	DI2_165_168_L_0							
59 D	19.48	1.1609E-20	185.6	97.41	185.6	97.41	V-C	4.1023E+04	-11.60	0.000		
1.000	1.000	97.41	0.000	0.000	DI2_165_168_L_0							
60 D	19.79	1.3168E-20	188.8	98.94	188.8	98.94	V-C	4.1023E+04	-11.80	0.000		
1.000	1.000	98.94	0.000	0.000	DI2_165_168_L_0							
61 D	20.09	1.4748E-20	192.0	100.5	192.0	100.5	V-C	4.1023E+04	-12.00	0.000		
1.000	1.000	100.5	0.000	0.000	DI2_165_168_L_0							

```
  62 D   20.40      1.6343E-20   195.2       102.0       195.2       102.0            V-C  4.1023E+04  -12.20       0.000
1.000       1.000       102.0       0.000       0.000     DI2_165_168_L_0
  63 D   20.71      1.7946E-20   198.4       103.5       198.4       103.5            V-C  4.1023E+04  -12.40       0.000
1.000       1.000       103.5       0.000       0.000     DI2_165_168_L_0
  64 D   21.02      1.9549E-20   201.6       105.1       201.6       105.1            V-C  4.1023E+04  -12.60       0.000
1.000       1.000       105.1       0.000       0.000     DI2_165_168_L_0
  65 D   21.32      2.1146E-20   204.8       106.6       204.8       106.6            V-C  4.1023E+04  -12.80       0.000
1.000       1.000       106.6       0.000       0.000     DI2_165_168_L_0
  66 D   21.63      2.2738E-20   208.0       108.2       208.0       108.2            V-C  4.1023E+04  -13.00       0.000
1.000       1.000       108.2       0.000       0.000     DI2_165_168_L_0
  67 D   21.94      2.4328E-20   211.2       109.7       211.2       109.7            V-C  4.1023E+04  -13.20       0.000
1.000       1.000       109.7       0.000       0.000     DI2_165_168_L_0
  68 D   16.69      2.5917E-20   214.4       111.2       214.4       111.2            V-C  4.1023E+04  -13.40       0.000
1.000       1.000       111.2       0.000       0.000     DI2_165_168_L_0
  69 D   5.601      2.6712E-20   216.0       112.0       216.0       112.0            V-C  4.1023E+04  -13.50       0.000
1.000       1.000       112.0       0.000       0.000     DI2_165_168_L_0
```

```
+-------------------------------------------------------------------------------------------------------------------------+
|                   PARATIEPLUS(TM)   NLS ENGINE RELEASE  2018.0    FULL VERSION  *Build date:Nov 13, 2017*              |
|                                                                                                                         |
|                                     NewProject.BaseDesignSection_28.A1M1R1_1183                                         |
|                                  Exe Time : 4 September 2018 18:06:11                                                   |
+-------------------------------------------------------------------------------------------------------------------------+
New Project


S T R E S S   R E S U L T S   F O R   G R O U P   N O.   3

WallElement_33                                                :
ELEMENT TYPE    2 NO.OF ELEMENTS. IN THIS GROUP   68
C U R R E N T   T I M E   I S     1.0000

 WALL2D ELEMENT

   EL      TA          TB          MA          MB
-----------------------------------------------------
    1-3.25539E-17 3.25539E-17 3.91275E-28-6.51077E-18
    2-9.40286E-17 9.40286E-17 6.51077E-18-2.53165E-17
    3-1.51871E-16 1.51871E-16 2.53165E-17-5.56907E-17
    4-2.06082E-16 2.06082E-16 5.56907E-17-9.69070E-17
    5-2.56663E-16 2.56663E-16 9.69070E-17-1.48240E-16
    6-3.03621E-16 3.03621E-16 1.48240E-16-2.08964E-16
    7-3.46961E-16 3.46961E-16 2.08964E-16-2.78356E-16
    8-3.86693E-16 3.86693E-16 2.78356E-16-3.55694E-16
    9-4.22831E-16 4.22831E-16 3.55694E-16-4.40261E-16
   10 4.32785E-16-4.32785E-16 4.40261E-16-3.53704E-16
   11 4.03777E-16-4.03777E-16 3.53704E-16-2.72948E-16
   12 3.78293E-16-3.78293E-16 2.72948E-16-1.97290E-16
   13 3.56300E-16-3.56300E-16 1.97290E-16-1.26030E-16
   14 3.37756E-16-3.37756E-16 1.26030E-16-5.84786E-17
   15 3.22614E-16-3.22614E-16 5.84786E-17 6.04420E-18
   16 3.10817E-16-3.10817E-16-6.04420E-18 6.82079E-17
   17 3.02300E-16-3.02300E-16-6.82079E-17 1.28668E-16
   18 2.96991E-16-2.96991E-16-1.28668E-16 1.88066E-16
   19 2.94805E-16-2.94805E-16-1.88066E-16 2.47027E-16
   20 1.18383E-15-1.18383E-15-2.47027E-16 4.83791E-16
   21 1.18760E-15-1.18760E-15-4.83791E-16 7.21311E-16
   22 1.19418E-15-1.19418E-15-7.21311E-16 9.60148E-16
   23 1.20345E-15-1.20345E-15-9.60148E-16 1.20084E-15
   24 1.21527E-15-1.21527E-15-1.20084E-15 1.44389E-15
   25 1.22949E-15-1.22949E-15-1.44389E-15 1.68979E-15
   26 1.26732E-15-1.26732E-15-1.68979E-15 1.94325E-15
   27 1.30989E-15-1.30989E-15-1.94325E-15 2.20523E-15
   28 1.35677E-15-1.35677E-15-2.20523E-15 2.47658E-15
   29 1.40751E-15-1.40751E-15-2.47658E-15 2.75809E-15
   30 1.46161E-15-1.46161E-15-2.75809E-15 3.05041E-15
   31 1.51857E-15-1.51857E-15-3.05041E-15 3.35412E-15
   32 1.57783E-15-1.57783E-15-3.35412E-15 3.66968E-15
   33 1.63881E-15-1.63881E-15-3.66968E-15 3.99745E-15
   34 1.70094E-15-1.70094E-15-3.99745E-15 4.33764E-15
   35 1.76357E-15-1.76357E-15-4.33764E-15 4.69035E-15
   36 1.82607E-15-1.82607E-15-4.69035E-15 5.05556E-15
   37 1.88778E-15-1.88778E-15-5.05556E-15 5.43312E-15
   38 1.94801E-15-1.94801E-15-5.43312E-15 5.82272E-15
   39 2.00608E-15-2.00608E-15-5.82272E-15 6.22394E-15
   40 2.06128E-15-2.06128E-15-6.22394E-15 6.63619E-15
   41-1.43980E-15 1.43980E-15-6.63619E-15 6.34823E-15
   42-1.39245E-15 1.39245E-15-6.34823E-15 6.06974E-15
   43-1.35009E-15 1.35009E-15-6.06974E-15 5.79973E-15
   44-1.31342E-15 1.31342E-15-5.79973E-15 5.53704E-15
   45-1.28313E-15 1.28313E-15-5.53704E-15 5.28042E-15
   46-1.25990E-15 1.25990E-15-5.28042E-15 5.02844E-15
   47-1.24439E-15 1.24439E-15-5.02844E-15 4.77956E-15
   48-1.23725E-15 1.23725E-15-4.77956E-15 4.53211E-15
   49-1.23908E-15 1.23908E-15-4.53211E-15 4.28430E-15
   50-1.25048E-15 1.25048E-15-4.28430E-15 4.03420E-15
   51-1.27200E-15 1.27200E-15-4.03420E-15 3.77980E-15
   52-1.30417E-15 1.30417E-15-3.77980E-15 3.51898E-15
```

```
53-1.34748E-15 1.34748E-15-3.51898E-15 3.24948E-15
54-1.40238E-15 1.40238E-15-3.24948E-15 2.96901E-15
55-1.46929E-15 1.46929E-15-2.96901E-15 2.67515E-15
56-1.54858E-15 1.54858E-15-2.67515E-15 2.36543E-15
57-1.64059E-15 1.64059E-15-2.36543E-15 2.03731E-15
58-1.74562E-15 1.74562E-15-2.03731E-15 1.68819E-15
59-1.86393E-15 1.86393E-15-1.68819E-15 1.31540E-15
60-1.99572E-15 1.99572E-15-1.31540E-15 9.16259E-16
61-2.14119E-15 2.14119E-15-9.16259E-16 4.88020E-16
62-2.30048E-15 2.30048E-15-4.88020E-16 2.79244E-17
63-2.47370E-15 2.47370E-15-2.79244E-17-4.66816E-16
64 8.91773E-16-8.91773E-16 4.66816E-16-2.88461E-16
65 6.90458E-16-6.90458E-16 2.88461E-16-1.50370E-16
66 4.75030E-16-4.75030E-16 1.50370E-16-5.53638E-17
67 2.45469E-16-2.45469E-16 5.53638E-17-6.26995E-18
68 6.26933E-17-6.26933E-17 6.26995E-18 1.31266E-27
```

```
+-------------------------------------------------------------------------------------------------------------------------+
|                   PARATIEPLUS(TM)   NLS ENGINE RELEASE  2018.0    FULL VERSION  *Build date:Nov 13, 2017*              |
|                                                                                                                         |
|                                     NewProject.BaseDesignSection_28.A1M1R1_1183                                         |
|                                  Exe Time : 4 September 2018 18:06:11                                                   |
+-------------------------------------------------------------------------------------------------------------------------+
New Project


S T R E S S    R E S U L T S    F O R    G R O U P    N O.    4

Tieback_175                                                 :
ELEMENT TYPE    6 NO.OF ELEMENTS. IN THIS GROUP    1
C U R R E N T    T I M E    I S      1.0000

 POST-TENSION 2D-BOUNDARY ELEMENT

         EL    FORCE          d0          EDISPL     pl. eps          K     -ve limit   +ve limit
-----------------------------------------------------------------------------------------------------

***** NO ONE ELEMENT ACTIVE AT CURRENT STEP *****

ITER     0 RNORM = 0.000     RMNORM= 0.000
           RINORM=0.2301E+05 RIMNOR=0.1271E-26
           RENORM= 76.37     REMNOR=0.2095E-52 RATIO =0.5761E-01 TOLER =0.1000E-03  NOT CONVERGED
           RFMAX = 21.94     RMMAX =0.6636E-14
           RTSMAL=0.1000E-03 RMSMAL=0.1000E-19
           RDT   =0.2301E+05 RDR   =0.1000E-19
           RATIOT=0.5761E-01 RATIOR= 0.000
           MAX UN= 3.474     IEQ=    11 NODE      6 DOF   1  Y-DISPL.F
           MIN UN=-.1843E-26 IEQ=   128 NODE     64 DOF   2   X-ROT. F
           NO. OF CONTACT CONSTRAINT VIOLATIONS     0


ITER     2 RNORM = 0.000     RMNORM= 0.000
           RINORM=0.2301E+05 RIMNOR=0.1271E-26
           RENORM=0.9864     REMNOR=0.6328E-21 RATIO =0.6547E-02 TOLER =0.1000E-03  NOT CONVERGED
           RFMAX = 21.94     RMMAX =0.6636E-14
           RTSMAL=0.1000E-03 RMSMAL=0.1000E-19
           RDT   =0.2301E+05 RDR   =0.1000E-19
           RATIOT=0.6547E-02 RATIOR= 0.000
           MAX UN=0.6668     IEQ=    13 NODE      7 DOF   1  Y-DISPL.F
           MIN UN=-.1324E-09 IEQ=    25 NODE     13 DOF   1  Y-DISPL.F
           NO. OF CONTACT CONSTRAINT VIOLATIONS     0


ITER     3 RNORM = 0.000     RMNORM= 0.000
           RINORM=0.2301E+05 RIMNOR=0.1271E-26
           RENORM=0.5915E-19 REMNOR=0.3447E-21 RATIO =0.1603E-11 TOLER =0.1000E-03      CONVERGED !
           RFMAX = 21.94     RMMAX =0.6636E-14
           RTSMAL=0.1000E-03 RMSMAL=0.1000E-19
           RDT   =0.2301E+05 RDR   =0.1000E-19
           RATIOT=0.1603E-11 RATIOR= 0.000
           MAX UN=0.9363E-10 IEQ=     1 NODE      1 DOF   1  Y-DISPL.F
           MIN UN=-.1008E-09 IEQ=     3 NODE      2 DOF   1  Y-DISPL.F
           NO. OF CONTACT CONSTRAINT VIOLATIONS     0
```

```
+-------------------------------------------------------------------------------------------------------------------------+
|                   PARATIEPLUS(TM)   NLS ENGINE RELEASE  2018.0    FULL VERSION  *Build date:Nov 13, 2017*              |
|                                                                                                                         |
|                                      NewProject.BaseDesignSection_28.A1M1R1_1183                                        |
|                                   Exe Time : 4 September 2018 18:06:11                                                  |
+-------------------------------------------------------------------------------------------------------------------------+
New Project
SOLUTION REACHED USING     3 ITERATIONS ON   40

P R I N T   O U T   F O R   T I M E   S T E P    2     ( AT TIME   2.000     )

PRINT OUT OF ACTIVE COMPONENTS (FIXED NODES ARE NOT PRINTED OUT)

          Y-DISPL.F        X-ROT. F
            (02)             (04)           (
    1   1.5104669E-04  -2.6107609E-05
    2   1.4582517E-04  -2.6107606E-05
    3   1.4060377E-04  -2.6105838E-05
    4   1.3538335E-04  -2.6096458E-05
    5   1.3016662E-04  -2.6065547E-05
    6   1.2496020E-04  -2.5988602E-05
    7   1.1977648E-04  -2.5832128E-05
    8   1.1463392E-04  -2.5577084E-05
    9   1.0955184E-04  -2.5229112E-05
   10   1.0454770E-04  -2.4799708E-05
   11   9.9636663E-05  -2.4299778E-05
   12   9.4831816E-05  -2.3739437E-05
   13   9.0144301E-05  -2.3127907E-05
   14   8.5583513E-05  -2.2473470E-05
   15   8.1157286E-05  -2.1783442E-05
   16   7.6872086E-05  -2.1064174E-05
   17   7.2733186E-05  -2.0321053E-05
   18   6.8744937E-05  -1.9558531E-05
   19   6.4910832E-05  -1.8780126E-05
   20   6.1233771E-05  -1.7988463E-05
   21   5.7716231E-05  -1.7185299E-05
   22   5.4360375E-05  -1.6371544E-05
   23   5.1168312E-05  -1.5547314E-05
   24   4.8142191E-05  -1.4711951E-05
   25   4.5284367E-05  -1.3864063E-05
   26   4.2597540E-05  -1.3001562E-05
   27   4.0084450E-05  -1.2128621E-05
   28   3.7746131E-05  -1.1255286E-05
   29   3.5581782E-05  -1.0390254E-05
   30   3.3588981E-05  -9.5409484E-06
   31   3.1763937E-05  -8.7136273E-06
   32   3.0101727E-05  -7.9134778E-06
   33   2.8596463E-05  -7.1446953E-06
   34   2.7241536E-05  -6.4105978E-06
   35   2.6029745E-05  -5.7136965E-06
   36   2.4953459E-05  -5.0557828E-06
   37   2.4004760E-05  -4.4380106E-06
   38   2.3175545E-05  -3.8609583E-06
   39   2.2457656E-05  -3.3247176E-06
   40   2.1842960E-05  -2.8289464E-06
   41   2.1323427E-05  -2.3729329E-06
   42   2.0891204E-05  -1.9556514E-06
   43   2.0538670E-05  -1.5758149E-06
   44   2.0258482E-05  -1.2319217E-06
   45   2.0043618E-05  -9.2230031E-07
   46   1.9887399E-05  -6.4514252E-07
   47   1.9783523E-05  -3.9854767E-07
   48   1.9726073E-05  -1.8054776E-07
   49   1.9709531E-05   1.0862916E-08
   50   1.9728780E-05   1.7770233E-07
   51   1.9779108E-05   3.2198224E-07
   52   1.9856204E-05   4.4568722E-07
   53   1.9956137E-05   5.5074505E-07
   54   2.0075380E-05   6.3905059E-07
   55   2.0210760E-05   7.1240959E-07
   56   2.0359463E-05   7.7255398E-07
```

57	2.0519011E-05	8.2112794E-07
58	2.0687246E-05	8.5968125E-07
59	2.0862312E-05	8.8966385E-07
60	2.1042630E-05	9.1242159E-07
61	2.1226881E-05	9.2919299E-07
62	2.1413983E-05	9.4110677E-07
63	2.1603068E-05	9.4918005E-07
64	2.1793460E-05	9.5431716E-07
65	2.1984652E-05	9.5730888E-07
66	2.2176285E-05	9.5883190E-07
67	2.2368124E-05	9.5944870E-07
68	2.2560034E-05	9.5960745E-07
69	2.2656005E-05	9.5961432E-07

```
+-------------------------------------------------------------------------------------------------------------------------------+
|                   PARATIEPLUS(TM)   NLS ENGINE RELEASE  2018.0    FULL VERSION  *Build date:Nov 13, 2017*                    |
|                                                                                                                               |
|                                     NewProject.BaseDesignSection_28.A1M1R1_1183                                               |
|                                  Exe Time : 4 September 2018 18:06:11                                                         |
+-------------------------------------------------------------------------------------------------------------------------------+
New Project


S T R E S S   R E S U L T S   F O R   G R O U P   N O.   1

0_L                                                              :
ELEMENT TYPE    5 NO.OF ELEMENTS. IN THIS GROUP   69
C U R R E N T   T I M E   I S      2.0000

 HARDENING 2D SOIL ELEMENT

 ****** TOTAL STRESS FORMULATION *****

  EL *   FORCE     DISPL-Y  VERTICAL-P  HORIZON.-P     MAX-V-P     MAX-H-P           STATE   STIFFNESS Z-LEVEL      PORE
E FACTOR    UFACTOR       Peq           Su_a         Su_p     LAYER
 ------------------------------------------------------------------------------------------------------------------------------
-------------------------------------------------------------------------------------------
   1 D  4.1818E-04 -1.5105E-04  1.2558E-02  4.1818E-03  1.2558E-02  0.8563          ACTIVE   0.000       0.000       0.000
1.000       1.000      4.1818E-03   0.000       0.000     DI1_164_167_L_0
   2 D  0.2166     -1.4583E-04   3.253       1.083       3.253       5.134         ACTIVE   0.000     -0.2000       0.000
1.000       1.000       1.083       0.000       0.000     DI1_164_167_L_0
   3 D  0.5039     -1.4060E-04   6.681       2.519       6.681       9.013          UL-RL  4.6188E+04 -0.4000       0.000
1.000       1.000       2.519       0.000       0.000     DI1_164_167_L_0
   4 D   1.211     -1.3538E-04   10.35       6.057       10.35       12.31          UL-RL  4.6188E+04 -0.6000       0.000
1.000       1.000       6.057       0.000       0.000     DI1_164_167_L_0
   5 D   1.808     -1.3017E-04   14.20       9.040       14.20       15.05          UL-RL  4.6188E+04 -0.8000       0.000
1.000       1.000       9.040       0.000       0.000     DI1_164_167_L_0
   6 D   2.319     -1.2496E-04   18.13       11.60       18.13       17.37          UL-RL  4.6188E+04  -1.000       0.000
1.000       1.000       11.60       0.000       0.000     DI1_164_167_L_0
   7 D   2.771     -1.1978E-04   22.05       13.86       22.05       19.39          UL-RL  4.6188E+04  -1.200       0.000
1.000       1.000       13.86       0.000       0.000     DI1_164_167_L_0
   8 D   3.183     -1.1463E-04   26.25       15.92       26.25       21.21          UL-RL  4.6188E+04  -1.400       0.000
1.000       1.000       15.92       0.000       0.000     DI1_164_167_L_0
   9 D   3.569     -1.0955E-04   30.77       17.85       30.77       22.91          UL-RL  4.6188E+04  -1.600       0.000
1.000       1.000       17.85       0.000       0.000     DI1_164_167_L_0
  10 D   3.938     -1.0455E-04   35.06       19.69       35.06       24.52          UL-RL  4.6188E+04  -1.800       0.000
1.000       1.000       19.69       0.000       0.000     DI1_164_167_L_0
  11 D   4.295     -9.9637E-05   39.16       21.47       39.16       26.07          UL-RL  4.6188E+04  -2.000       0.000
1.000       1.000       21.47       0.000       0.000     DI1_164_167_L_0
  12 D   4.643     -9.4832E-05   42.56       23.21       42.56       27.59          UL-RL  4.6188E+04  -2.200       0.000
1.000       1.000       23.21       0.000       0.000     DI1_164_167_L_0
  13 D   4.985     -9.0144E-05   46.47       24.93       46.47       29.09          UL-RL  4.6188E+04  -2.400       0.000
1.000       1.000       24.93       0.000       0.000     DI1_164_167_L_0
  14 D   5.323     -8.5584E-05   50.29       26.61       50.29       30.57          UL-RL  4.6188E+04  -2.600       0.000
1.000       1.000       26.61       0.000       0.000     DI1_164_167_L_0
  15 D   5.657     -8.1157E-05   54.02       28.29       54.02       32.03          UL-RL  4.6188E+04  -2.800       0.000
1.000       1.000       28.29       0.000       0.000     DI1_164_167_L_0
  16 D   5.988     -7.6872E-05   57.70       29.94       57.70       33.49          UL-RL  4.6188E+04  -3.000       0.000
1.000       1.000       29.94       0.000       0.000     DI1_164_167_L_0
  17 D   6.317     -7.2733E-05   61.33       31.59       61.33       34.95          UL-RL  4.6188E+04  -3.200       0.000
1.000       1.000       31.59       0.000       0.000     DI1_164_167_L_0
  18 D   6.644     -6.8745E-05   64.54       33.22       64.54       36.40          UL-RL  4.6188E+04  -3.400       0.000
1.000       1.000       33.22       0.000       0.000     DI1_164_167_L_0
  19 D   6.970     -6.4911E-05   68.11       34.85       68.11       37.85          UL-RL  4.6188E+04  -3.600       0.000
1.000       1.000       34.85       0.000       0.000     DI1_164_167_L_0
  20 D   7.293     -6.1234E-05   71.64       36.47       71.64       39.30          UL-RL  4.6188E+04  -3.800       0.000
1.000       1.000       36.47       0.000       0.000     DI1_164_167_L_0
  21 D   7.616     -5.7716E-05   75.15       38.08       75.15       40.74          UL-RL  4.6188E+04  -4.000       0.000
1.000       1.000       38.08       0.000       0.000     DI1_164_167_L_0
  22 D   7.936     -5.4360E-05   78.63       39.68       78.63       42.19          UL-RL  4.6188E+04  -4.200       0.000
1.000       1.000       39.68       0.000       0.000     DI1_164_167_L_0
  23 D   8.256     -5.1168E-05   81.80       41.28       81.80       43.64          UL-RL  4.6188E+04  -4.400       0.000
1.000       1.000       41.28       0.000       0.000     DI1_164_167_L_0
  24 D   8.574     -4.8142E-05   85.25       42.87       85.25       45.10          UL-RL  4.6188E+04  -4.600       0.000
1.000       1.000       42.87       0.000       0.000     DI1_164_167_L_0
```

25 D	8.892	-4.5284E-05	88.68	44.46	88.68	46.55	UL-RL	4.6188E+04	-4.800	0.000	
1.000	1.000	44.46	0.000	0.000	DI1_164_167_L_0						
26 D	8.653	-4.2598E-05	92.10	43.26	92.10	48.01	UL-RL	1.1132E+05	-5.000	0.000	
1.000	1.000	43.26	0.000	0.000	DI2_165_168_L_0						
27 D	9.000	-4.0084E-05	95.51	45.00	95.51	49.46	UL-RL	1.1132E+05	-5.200	0.000	
1.000	1.000	45.00	0.000	0.000	DI2_165_168_L_0						
28 D	9.344	-3.7746E-05	98.66	46.72	98.66	50.92	UL-RL	1.1132E+05	-5.400	0.000	
1.000	1.000	46.72	0.000	0.000	DI2_165_168_L_0						
29 D	9.685	-3.5582E-05	102.1	48.43	102.1	52.39	UL-RL	1.1132E+05	-5.600	0.000	
1.000	1.000	48.43	0.000	0.000	DI2_165_168_L_0						
30 D	10.02	-3.3589E-05	105.4	50.11	105.4	53.85	UL-RL	1.1132E+05	-5.800	0.000	
1.000	1.000	50.11	0.000	0.000	DI2_165_168_L_0						
31 D	10.36	-3.1764E-05	108.8	51.78	108.8	55.32	UL-RL	1.1132E+05	-6.000	0.000	
1.000	1.000	51.78	0.000	0.000	DI2_165_168_L_0						
32 D	10.69	-3.0102E-05	112.2	53.44	112.2	56.79	UL-RL	1.1132E+05	-6.200	0.000	
1.000	1.000	53.44	0.000	0.000	DI2_165_168_L_0						
33 D	11.02	-2.8596E-05	115.5	55.08	115.5	58.26	UL-RL	1.1132E+05	-6.400	0.000	
1.000	1.000	55.08	0.000	0.000	DI2_165_168_L_0						
34 D	11.34	-2.7242E-05	118.7	56.71	118.7	59.74	UL-RL	1.1132E+05	-6.600	0.000	
1.000	1.000	56.71	0.000	0.000	DI2_165_168_L_0						
35 D	11.66	-2.6030E-05	122.0	58.32	122.0	61.22	UL-RL	1.1132E+05	-6.800	0.000	
1.000	1.000	58.32	0.000	0.000	DI2_165_168_L_0						
36 D	11.98	-2.4953E-05	125.3	59.92	125.3	62.70	UL-RL	1.1132E+05	-7.000	0.000	
1.000	1.000	59.92	0.000	0.000	DI2_165_168_L_0						
37 D	12.30	-2.4005E-05	128.7	61.51	128.7	64.18	UL-RL	1.1132E+05	-7.200	0.000	
1.000	1.000	61.51	0.000	0.000	DI2_165_168_L_0						
38 D	12.62	-2.3176E-05	132.0	63.09	132.0	65.67	UL-RL	1.1132E+05	-7.400	0.000	
1.000	1.000	63.09	0.000	0.000	DI2_165_168_L_0						
39 D	12.93	-2.2458E-05	135.2	64.66	135.2	67.16	UL-RL	1.1132E+05	-7.600	0.000	
1.000	1.000	64.66	0.000	0.000	DI2_165_168_L_0						
40 D	13.24	-2.1843E-05	138.5	66.22	138.5	68.65	UL-RL	1.1132E+05	-7.800	0.000	
1.000	1.000	66.22	0.000	0.000	DI2_165_168_L_0						
41 D	13.55	-2.1323E-05	141.8	67.77	141.8	70.15	UL-RL	1.1132E+05	-8.000	0.000	
1.000	1.000	67.77	0.000	0.000	DI2_165_168_L_0						
42 D	13.86	-2.0891E-05	145.1	69.32	145.1	71.64	UL-RL	1.1132E+05	-8.200	0.000	
1.000	1.000	69.32	0.000	0.000	DI2_165_168_L_0						
43 D	14.17	-2.0539E-05	148.4	70.85	148.4	73.14	UL-RL	1.1132E+05	-8.400	0.000	
1.000	1.000	70.85	0.000	0.000	DI2_165_168_L_0						
44 D	14.48	-2.0258E-05	151.7	72.39	151.7	74.64	UL-RL	1.1132E+05	-8.600	0.000	
1.000	1.000	72.39	0.000	0.000	DI2_165_168_L_0						
45 D	14.78	-2.0044E-05	154.9	73.91	154.9	76.15	UL-RL	1.1132E+05	-8.800	0.000	
1.000	1.000	73.91	0.000	0.000	DI2_165_168_L_0						
46 D	15.09	-1.9887E-05	158.2	75.44	158.2	77.65	UL-RL	1.1132E+05	-9.000	0.000	
1.000	1.000	75.44	0.000	0.000	DI2_165_168_L_0						
47 D	15.39	-1.9784E-05	161.5	76.96	161.5	79.16	UL-RL	1.1132E+05	-9.200	0.000	
1.000	1.000	76.96	0.000	0.000	DI2_165_168_L_0						
48 D	15.69	-1.9726E-05	164.8	78.47	164.8	80.67	UL-RL	1.1132E+05	-9.400	0.000	
1.000	1.000	78.47	0.000	0.000	DI2_165_168_L_0						
49 D	16.00	-1.9710E-05	168.1	79.99	168.1	82.18	UL-RL	1.1132E+05	-9.600	0.000	
1.000	1.000	79.99	0.000	0.000	DI2_165_168_L_0						
50 D	16.30	-1.9729E-05	171.2	81.50	171.2	83.70	UL-RL	1.1132E+05	-9.800	0.000	
1.000	1.000	81.50	0.000	0.000	DI2_165_168_L_0						
51 D	16.60	-1.9779E-05	174.5	83.01	174.5	85.21	UL-RL	1.1132E+05	-10.00	0.000	
1.000	1.000	83.01	0.000	0.000	DI2_165_168_L_0						
52 D	16.90	-1.9856E-05	177.8	84.52	177.8	86.73	UL-RL	1.1132E+05	-10.20	0.000	
1.000	1.000	84.52	0.000	0.000	DI2_165_168_L_0						
53 D	17.21	-1.9956E-05	181.1	86.03	181.1	88.25	UL-RL	1.1132E+05	-10.40	0.000	
1.000	1.000	86.03	0.000	0.000	DI2_165_168_L_0						
54 D	17.51	-2.0075E-05	184.4	87.54	184.4	89.77	UL-RL	1.1132E+05	-10.60	0.000	
1.000	1.000	87.54	0.000	0.000	DI2_165_168_L_0						
55 D	17.81	-2.0211E-05	187.7	89.05	187.7	91.30	UL-RL	1.1132E+05	-10.80	0.000	
1.000	1.000	89.05	0.000	0.000	DI2_165_168_L_0						
56 D	18.11	-2.0359E-05	190.8	90.56	190.8	92.82	UL-RL	1.1132E+05	-11.00	0.000	
1.000	1.000	90.56	0.000	0.000	DI2_165_168_L_0						
57 D	18.41	-2.0519E-05	194.1	92.07	194.1	94.35	UL-RL	1.1132E+05	-11.20	0.000	
1.000	1.000	92.07	0.000	0.000	DI2_165_168_L_0						
58 D	18.72	-2.0687E-05	197.4	93.58	197.4	95.88	UL-RL	1.1132E+05	-11.40	0.000	
1.000	1.000	93.58	0.000	0.000	DI2_165_168_L_0						
59 D	19.02	-2.0862E-05	200.7	95.09	200.7	97.41	UL-RL	1.1132E+05	-11.60	0.000	
1.000	1.000	95.09	0.000	0.000	DI2_165_168_L_0						
60 D	19.32	-2.1043E-05	203.9	96.60	203.9	98.94	UL-RL	1.1132E+05	-11.80	0.000	
1.000	1.000	96.60	0.000	0.000	DI2_165_168_L_0						
61 D	19.62	-2.1227E-05	207.1	98.11	207.1	100.5	UL-RL	1.1132E+05	-12.00	0.000	
1.000	1.000	98.11	0.000	0.000	DI2_165_168_L_0						

```
  62 D   19.92     -2.1414E-05   210.2       99.62       210.2       102.0          UL-RL  1.1132E+05  -12.20       0.000
1.000       1.000       99.62       0.000       0.000     DI2_165_168_L_0
  63 D   20.23     -2.1603E-05   213.2       101.1       213.2       103.5          UL-RL  1.1132E+05  -12.40       0.000
1.000       1.000       101.1       0.000       0.000     DI2_165_168_L_0
  64 D   20.53     -2.1793E-05   216.3       102.7       216.3       105.1          UL-RL  1.1132E+05  -12.60       0.000
1.000       1.000       102.7       0.000       0.000     DI2_165_168_L_0
  65 D   20.83     -2.1985E-05   219.4       104.2       219.4       106.6          UL-RL  1.1132E+05  -12.80       0.000
1.000       1.000       104.2       0.000       0.000     DI2_165_168_L_0
  66 D   21.14     -2.2176E-05   222.4       105.7       222.4       108.2          UL-RL  1.1132E+05  -13.00       0.000
1.000       1.000       105.7       0.000       0.000     DI2_165_168_L_0
  67 D   21.44     -2.2368E-05   225.5       107.2       225.5       109.7          UL-RL  1.1132E+05  -13.20       0.000
1.000       1.000       107.2       0.000       0.000     DI2_165_168_L_0
  68 D   16.31     -2.2560E-05   228.6       108.7       228.6       111.2          UL-RL  1.1132E+05  -13.40       0.000
1.000       1.000       108.7       0.000       0.000     DI2_165_168_L_0
  69 D   5.475     -2.2656E-05   230.2       109.5       230.2       112.0          UL-RL  1.1132E+05  -13.50       0.000
1.000       1.000       109.5       0.000       0.000     DI2_165_168_L_0
```

```
+-------------------------------------------------------------------------------------------------------------------------------+
|                   PARATIEPLUS(TM)   NLS ENGINE RELEASE  2018.0    FULL VERSION  *Build date:Nov 13, 2017*                    |
|                                                                                                                               |
|                                    NewProject.BaseDesignSection_28.A1M1R1_1183                                                |
|                                  Exe Time : 4 September 2018 18:06:11                                                         |
+-------------------------------------------------------------------------------------------------------------------------------+
New Project


S T R E S S   R E S U L T S   F O R   G R O U P   N O.   2

0_R                                                              :
ELEMENT TYPE    5 NO.OF ELEMENTS. IN THIS GROUP   69
C U R R E N T   T I M E   I S      2.0000

 HARDENING 2D SOIL ELEMENT

 ****** TOTAL STRESS FORMULATION *****

  EL *   FORCE     DISPL-Y  VERTICAL-P  HORIZON.-P     MAX-V-P     MAX-H-P           STATE   STIFFNESS Z-LEVEL      PORE
E FACTOR    UFACTOR        Peq           Su_a         Su_p     LAYER
 ------------------------------------------------------------------------------------------------------------------------------
-------------------------------------------------------------------------------------------
   1     0.000         --          --          --          --          --          REMOVED     --        0.000       0.000
1.000       1.000       0.000       0.000       0.000     not available
   2     0.000         --          --          --          --          --          REMOVED     --      -0.2000       0.000
1.000       1.000       0.000       0.000       0.000     not available
   3     0.000         --          --          --          --          --          REMOVED     --      -0.4000       0.000
1.000       1.000       0.000       0.000       0.000     not available
   4     0.000         --          --          --          --          --          REMOVED     --      -0.6000       0.000
1.000       1.000       0.000       0.000       0.000     not available
   5     0.000         --          --          --          --          --          REMOVED     --      -0.8000       0.000
1.000       1.000       0.000       0.000       0.000     not available
   6 D   0.000      1.2496E-04   0.000       0.000       16.00       17.37         PASSIVE   0.000      -1.000       0.000
1.000       1.000       0.000       0.000       0.000     DI1_164_167_L_0
   7 D   2.744      1.1978E-04   3.200       13.72       19.20       19.39         PASSIVE   0.000      -1.200       0.000
1.000       1.000       13.72       0.000       0.000     DI1_164_167_L_0
   8 D   3.906      1.1463E-04   6.400       19.53       22.40       21.21           UL-RL  3.0792E+04  -1.400       0.000
1.000       1.000       19.53       0.000       0.000     DI1_164_167_L_0
   9 D   4.264      1.0955E-04   9.600       21.32       25.60       22.91           UL-RL  3.0792E+04  -1.600       0.000
1.000       1.000       21.32       0.000       0.000     DI1_164_167_L_0
  10 D   4.588      1.0455E-04   12.80       22.94       28.80       24.52           UL-RL  3.0792E+04  -1.800       0.000
1.000       1.000       22.94       0.000       0.000     DI1_164_167_L_0
  11 D   4.891      9.9637E-05   16.00       24.46       32.00       26.07           UL-RL  3.0792E+04  -2.000       0.000
1.000       1.000       24.46       0.000       0.000     DI1_164_167_L_0
  12 D   5.183      9.4832E-05   19.20       25.91       35.20       27.59           UL-RL  3.0792E+04  -2.200       0.000
1.000       1.000       25.91       0.000       0.000     DI1_164_167_L_0
  13 D   5.466      9.0144E-05   22.40       27.33       38.40       29.09           UL-RL  3.0792E+04  -2.400       0.000
1.000       1.000       27.33       0.000       0.000     DI1_164_167_L_0
  14 D   5.744      8.5584E-05   25.60       28.72       41.60       30.57           UL-RL  3.0792E+04  -2.600       0.000
1.000       1.000       28.72       0.000       0.000     DI1_164_167_L_0
  15 D   6.019      8.1157E-05   28.80       30.09       44.80       32.03           UL-RL  3.0792E+04  -2.800       0.000
1.000       1.000       30.09       0.000       0.000     DI1_164_167_L_0
  16 D   6.291      7.6872E-05   32.00       31.46       48.00       33.49           UL-RL  3.0792E+04  -3.000       0.000
1.000       1.000       31.46       0.000       0.000     DI1_164_167_L_0
  17 D   6.563      7.2733E-05   35.20       32.81       51.20       34.95           UL-RL  3.0792E+04  -3.200       0.000
1.000       1.000       32.81       0.000       0.000     DI1_164_167_L_0
  18 D   6.833      6.8745E-05   38.40       34.17       54.40       36.40           UL-RL  3.0792E+04  -3.400       0.000
1.000       1.000       34.17       0.000       0.000     DI1_164_167_L_0
  19 D   7.104      6.4911E-05   41.60       35.52       57.60       37.85           UL-RL  3.0792E+04  -3.600       0.000
1.000       1.000       35.52       0.000       0.000     DI1_164_167_L_0
  20 D   7.375      6.1234E-05   44.80       36.88       60.80       39.30           UL-RL  3.0792E+04  -3.800       0.000
1.000       1.000       36.88       0.000       0.000     DI1_164_167_L_0
  21 D   7.647      5.7716E-05   48.00       38.23       64.00       40.74           UL-RL  3.0792E+04  -4.000       0.000
1.000       1.000       38.23       0.000       0.000     DI1_164_167_L_0
  22 D   7.919      5.4360E-05   51.20       39.60       67.20       42.19           UL-RL  3.0792E+04  -4.200       0.000
1.000       1.000       39.60       0.000       0.000     DI1_164_167_L_0
  23 D   8.192      5.1168E-05   54.40       40.96       70.40       43.64           UL-RL  3.0792E+04  -4.400       0.000
1.000       1.000       40.96       0.000       0.000     DI1_164_167_L_0
  24 D   8.467      4.8142E-05   57.60       42.33       73.60       45.10           UL-RL  3.0792E+04  -4.600       0.000
1.000       1.000       42.33       0.000       0.000     DI1_164_167_L_0
```

25 D	8.742	4.5284E-05	60.80	43.71	76.80	46.55	UL-RL	3.0792E+04	-4.800	0.000	
1.000	1.000	43.71	0.000	0.000	DI1_164_167_L_0						
26 D	9.316	4.2598E-05	64.00	46.58	80.00	48.01	UL-RL	6.5637E+04	-5.000	0.000	
1.000	1.000	46.58	0.000	0.000	DI2_165_168_L_0						
27 D	9.576	4.0084E-05	67.20	47.88	83.20	49.46	UL-RL	6.5637E+04	-5.200	0.000	
1.000	1.000	47.88	0.000	0.000	DI2_165_168_L_0						
28 D	9.839	3.7746E-05	70.40	49.20	86.40	50.92	UL-RL	6.5637E+04	-5.400	0.000	
1.000	1.000	49.20	0.000	0.000	DI2_165_168_L_0						
29 D	10.11	3.5582E-05	73.60	50.53	89.60	52.39	UL-RL	6.5637E+04	-5.600	0.000	
1.000	1.000	50.53	0.000	0.000	DI2_165_168_L_0						
30 D	10.37	3.3589E-05	76.80	51.87	92.80	53.85	UL-RL	6.5637E+04	-5.800	0.000	
1.000	1.000	51.87	0.000	0.000	DI2_165_168_L_0						
31 D	10.64	3.1764E-05	80.00	53.22	96.00	55.32	UL-RL	6.5637E+04	-6.000	0.000	
1.000	1.000	53.22	0.000	0.000	DI2_165_168_L_0						
32 D	10.92	3.0102E-05	83.20	54.59	99.20	56.79	UL-RL	6.5637E+04	-6.200	0.000	
1.000	1.000	54.59	0.000	0.000	DI2_165_168_L_0						
33 D	11.19	2.8596E-05	86.40	55.97	102.4	58.26	UL-RL	6.5637E+04	-6.400	0.000	
1.000	1.000	55.97	0.000	0.000	DI2_165_168_L_0						
34 D	11.47	2.7242E-05	89.60	57.36	105.6	59.74	UL-RL	6.5637E+04	-6.600	0.000	
1.000	1.000	57.36	0.000	0.000	DI2_165_168_L_0						
35 D	11.75	2.6030E-05	92.80	58.77	108.8	61.22	UL-RL	6.5637E+04	-6.800	0.000	
1.000	1.000	58.77	0.000	0.000	DI2_165_168_L_0						
36 D	12.04	2.4953E-05	96.00	60.18	112.0	62.70	UL-RL	6.5637E+04	-7.000	0.000	
1.000	1.000	60.18	0.000	0.000	DI2_165_168_L_0						
37 D	12.32	2.4005E-05	99.20	61.61	115.2	64.18	UL-RL	6.5637E+04	-7.200	0.000	
1.000	1.000	61.61	0.000	0.000	DI2_165_168_L_0						
38 D	12.61	2.3176E-05	102.4	63.05	118.4	65.67	UL-RL	6.5637E+04	-7.400	0.000	
1.000	1.000	63.05	0.000	0.000	DI2_165_168_L_0						
39 D	12.90	2.2458E-05	105.6	64.49	121.6	67.16	UL-RL	6.5637E+04	-7.600	0.000	
1.000	1.000	64.49	0.000	0.000	DI2_165_168_L_0						
40 D	13.19	2.1843E-05	108.8	65.95	124.8	68.65	UL-RL	6.5637E+04	-7.800	0.000	
1.000	1.000	65.95	0.000	0.000	DI2_165_168_L_0						
41 D	13.48	2.1323E-05	112.0	67.41	128.0	70.15	UL-RL	6.5637E+04	-8.000	0.000	
1.000	1.000	67.41	0.000	0.000	DI2_165_168_L_0						
42 D	13.78	2.0891E-05	115.2	68.88	131.2	71.64	UL-RL	6.5637E+04	-8.200	0.000	
1.000	1.000	68.88	0.000	0.000	DI2_165_168_L_0						
43 D	14.07	2.0539E-05	118.4	70.36	134.4	73.14	UL-RL	6.5637E+04	-8.400	0.000	
1.000	1.000	70.36	0.000	0.000	DI2_165_168_L_0						
44 D	14.37	2.0258E-05	121.6	71.85	137.6	74.64	UL-RL	6.5637E+04	-8.600	0.000	
1.000	1.000	71.85	0.000	0.000	DI2_165_168_L_0						
45 D	14.67	2.0044E-05	124.8	73.34	140.8	76.15	UL-RL	6.5637E+04	-8.800	0.000	
1.000	1.000	73.34	0.000	0.000	DI2_165_168_L_0						
46 D	14.97	1.9887E-05	128.0	74.84	144.0	77.65	UL-RL	6.5637E+04	-9.000	0.000	
1.000	1.000	74.84	0.000	0.000	DI2_165_168_L_0						
47 D	15.27	1.9784E-05	131.2	76.34	147.2	79.16	UL-RL	6.5637E+04	-9.200	0.000	
1.000	1.000	76.34	0.000	0.000	DI2_165_168_L_0						
48 D	15.57	1.9726E-05	134.4	77.85	150.4	80.67	UL-RL	6.5637E+04	-9.400	0.000	
1.000	1.000	77.85	0.000	0.000	DI2_165_168_L_0						
49 D	15.87	1.9710E-05	137.6	79.37	153.6	82.18	UL-RL	6.5637E+04	-9.600	0.000	
1.000	1.000	79.37	0.000	0.000	DI2_165_168_L_0						
50 D	16.18	1.9729E-05	140.8	80.88	156.8	83.70	UL-RL	6.5637E+04	-9.800	0.000	
1.000	1.000	80.88	0.000	0.000	DI2_165_168_L_0						
51 D	16.48	1.9779E-05	144.0	82.41	160.0	85.21	UL-RL	6.5637E+04	-10.00	0.000	
1.000	1.000	82.41	0.000	0.000	DI2_165_168_L_0						
52 D	16.79	1.9856E-05	147.2	83.93	163.2	86.73	UL-RL	6.5637E+04	-10.20	0.000	
1.000	1.000	83.93	0.000	0.000	DI2_165_168_L_0						
53 D	17.09	1.9956E-05	150.4	85.46	166.4	88.25	UL-RL	6.5637E+04	-10.40	0.000	
1.000	1.000	85.46	0.000	0.000	DI2_165_168_L_0						
54 D	17.40	2.0075E-05	153.6	86.99	169.6	89.77	UL-RL	6.5637E+04	-10.60	0.000	
1.000	1.000	86.99	0.000	0.000	DI2_165_168_L_0						
55 D	17.71	2.0211E-05	156.8	88.53	172.8	91.30	UL-RL	6.5637E+04	-10.80	0.000	
1.000	1.000	88.53	0.000	0.000	DI2_165_168_L_0						
56 D	18.01	2.0359E-05	160.0	90.06	176.0	92.82	UL-RL	6.5637E+04	-11.00	0.000	
1.000	1.000	90.06	0.000	0.000	DI2_165_168_L_0						
57 D	18.32	2.0519E-05	163.2	91.60	179.2	94.35	UL-RL	6.5637E+04	-11.20	0.000	
1.000	1.000	91.60	0.000	0.000	DI2_165_168_L_0						
58 D	18.63	2.0687E-05	166.4	93.14	182.4	95.88	UL-RL	6.5637E+04	-11.40	0.000	
1.000	1.000	93.14	0.000	0.000	DI2_165_168_L_0						
59 D	18.94	2.0862E-05	169.6	94.69	185.6	97.41	UL-RL	6.5637E+04	-11.60	0.000	
1.000	1.000	94.69	0.000	0.000	DI2_165_168_L_0						
60 D	19.25	2.1043E-05	172.8	96.23	188.8	98.94	UL-RL	6.5637E+04	-11.80	0.000	
1.000	1.000	96.23	0.000	0.000	DI2_165_168_L_0						
61 D	19.56	2.1227E-05	176.0	97.78	192.0	100.5	UL-RL	6.5637E+04	-12.00	0.000	
1.000	1.000	97.78	0.000	0.000	DI2_165_168_L_0						

```
  62 D   19.87      2.1414E-05   179.2       99.33       195.2       102.0          UL-RL  6.5637E+04  -12.20       0.000
1.000       1.000       99.33       0.000       0.000     DI2_165_168_L_0
  63 D   20.18      2.1603E-05   182.4       100.9       198.4       103.5          UL-RL  6.5637E+04  -12.40       0.000
1.000       1.000       100.9       0.000       0.000     DI2_165_168_L_0
  64 D   20.49      2.1793E-05   185.6       102.4       201.6       105.1          UL-RL  6.5637E+04  -12.60       0.000
1.000       1.000       102.4       0.000       0.000     DI2_165_168_L_0
  65 D   20.80      2.1985E-05   188.8       104.0       204.8       106.6          UL-RL  6.5637E+04  -12.80       0.000
1.000       1.000       104.0       0.000       0.000     DI2_165_168_L_0
  66 D   21.11      2.2176E-05   192.0       105.5       208.0       108.2          UL-RL  6.5637E+04  -13.00       0.000
1.000       1.000       105.5       0.000       0.000     DI2_165_168_L_0
  67 D   21.42      2.2368E-05   195.2       107.1       211.2       109.7          UL-RL  6.5637E+04  -13.20       0.000
1.000       1.000       107.1       0.000       0.000     DI2_165_168_L_0
  68 D   16.30      2.2560E-05   198.4       108.6       214.4       111.2          UL-RL  6.5637E+04  -13.40       0.000
1.000       1.000       108.6       0.000       0.000     DI2_165_168_L_0
  69 D   5.471      2.2656E-05   200.0       109.4       216.0       112.0          UL-RL  6.5637E+04  -13.50       0.000
1.000       1.000       109.4       0.000       0.000     DI2_165_168_L_0
```

```
+-----------------------------------------------------------------------------------------------------------------------+
|                   PARATIEPLUS(TM)   NLS ENGINE RELEASE  2018.0    FULL VERSION  *Build date:Nov 13, 2017*             |
|                                                                                                                       |
|                                    NewProject.BaseDesignSection_28.A1M1R1_1183                                        |
|                                  Exe Time : 4 September 2018 18:06:11                                                 |
+-----------------------------------------------------------------------------------------------------------------------+
New Project


S T R E S S   R E S U L T S   F O R   G R O U P   N O.   3

WallElement_33                                                :
ELEMENT TYPE    2 NO.OF ELEMENTS. IN THIS GROUP   68
C U R R E N T   T I M E   I S     2.0000

 WALL2D ELEMENT

   EL      TA          TB          MA          MB
-------------------------------------------------------
    1 4.18181E-04-4.18181E-04-9.37916E-12 8.36363E-05
    2 0.21706    -0.21706    -8.36363E-05 4.34951E-02
    3 0.72091    -0.72091    -4.34951E-02 0.18768
    4  1.9322     -1.9322    -0.18768     0.57413
    5  3.7403     -3.7403    -0.57413      1.3222
    6  6.0598     -6.0598     -1.3222      2.5341
    7  6.0867     -6.0867     -2.5341      3.7515
    8  5.3645     -5.3645     -3.7515      4.8244
    9  4.6701     -4.6701     -4.8244      5.7584
   10  4.0205     -4.0205     -5.7584      6.5625
   11  3.4238     -3.4238     -6.5625      7.2473
   12  2.8840     -2.8840     -7.2473      7.8241
   13  2.4033     -2.4033     -7.8241      8.3047
   14  1.9823     -1.9823     -8.3047      8.7012
   15  1.6208     -1.6208     -8.7012      9.0254
   16  1.3181     -1.3181     -9.0254      9.2890
   17  1.0730     -1.0730     -9.2890      9.5036
   18 0.88412    -0.88412     -9.5036      9.6804
   19 0.74970    -0.74970     -9.6804      9.8304
   20 0.66790    -0.66790     -9.8304      9.9639
   21 0.63674    -0.63674     -9.9639      10.091
   22 0.65411    -0.65411     -10.091      10.222
   23 0.71781    -0.71781     -10.222      10.366
   24 0.82558    -0.82558     -10.366      10.531
   25 0.97505    -0.97505     -10.531      10.726
   26 0.31200    -0.31200     -10.726      10.788
   27-0.26401     0.26401     -10.788      10.735
   28-0.75901     0.75901     -10.735      10.584
   29 -1.1790      1.1790     -10.584      10.348
   30 -1.5300      1.5300     -10.348      10.042
   31 -1.8178      1.8178     -10.042      9.6782
   32 -2.0480      2.0480     -9.6782      9.2686
   33 -2.2261      2.2261     -9.2686      8.8234
   34 -2.3574      2.3574     -8.8234      8.3519
   35 -2.4469      2.4469     -8.3519      7.8625
   36 -2.4992      2.4992     -7.8625      7.3627
   37 -2.5189      2.5189     -7.3627      6.8589
   38 -2.5101      2.5101     -6.8589      6.3569
   39 -2.4768      2.4768     -6.3569      5.8615
   40 -2.4224      2.4224     -5.8615      5.3770
   41 -2.3504      2.3504     -5.3770      4.9070
   42 -2.2638      2.2638     -4.9070      4.4542
   43 -2.1654      2.1654     -4.4542      4.0211
   44 -2.0576      2.0576     -4.0211      3.6096
   45 -1.9429      1.9429     -3.6096      3.2210
   46 -1.8232      1.8232     -3.2210      2.8564
   47 -1.7004      1.7004     -2.8564      2.5163
   48 -1.5761      1.5761     -2.5163      2.2011
   49 -1.4517      1.4517     -2.2011      1.9107
   50 -1.3284      1.3284     -1.9107      1.6451
   51 -1.2073      1.2073     -1.6451      1.4036
   52 -1.0895      1.0895     -1.4036      1.1857
```

```
53-0.97555     0.97555     -1.1857     0.99060
54-0.86626     0.86626    -0.99060     0.81735
55-0.76213     0.76213    -0.81735     0.66492
56-0.66365     0.66365    -0.66492     0.53219
57-0.57116     0.57116    -0.53219     0.41796
58-0.48498     0.48498    -0.41796     0.32097
59-0.40532     0.40532    -0.32097     0.23990
60-0.33236     0.33236    -0.23990     0.17343
61-0.26623     0.26623    -0.17343     0.12019
62-0.20702     0.20702    -0.12019     7.87820E-02
63-0.15479     0.15479    -7.87820E-02 4.78237E-02
64-0.10958     0.10958    -4.78237E-02 2.59079E-02
65-7.14022E-02 7.14022E-02-2.59079E-02 1.16275E-02
66-4.02683E-02 4.02683E-02-1.16275E-02 3.57379E-03
67-1.61764E-02 1.61764E-02-3.57379E-03 3.38517E-04
68-3.38483E-03 3.38483E-03-3.38517E-04 1.02851E-12
```

```
+-------------------------------------------------------------------------------------------------------------------------+
|                   PARATIEPLUS(TM)   NLS ENGINE RELEASE  2018.0    FULL VERSION  *Build date:Nov 13, 2017*               |
|                                                                                                                         |
|                                     NewProject.BaseDesignSection_28.A1M1R1_1183                                         |
|                                  Exe Time : 4 September 2018 18:06:11                                                   |
+-------------------------------------------------------------------------------------------------------------------------+
New Project


S T R E S S   R E S U L T S   F O R   G R O U P   N O.   4

Tieback_175                                                :
ELEMENT TYPE    6 NO.OF ELEMENTS. IN THIS GROUP    1
C U R R E N T   T I M E   I S      2.0000

 POST-TENSION 2D-BOUNDARY ELEMENT

         EL    FORCE          d0          EDISPL     pl. eps          K     -ve limit   +ve limit
-----------------------------------------------------------------------------------------------------

***** NO ONE ELEMENT ACTIVE AT CURRENT STEP *****

ITER     0 RNORM = 0.000     RMNORM= 0.000
           RINORM=0.3762E+05 RIMNOR= 5457.
           RENORM=0.1439E+05 REMNOR=0.3447E-21 RATIO =0.6184     TOLER =0.1000E-03  NOT CONVERGED
           RFMAX = 119.9     RMMAX = 10.79
           RTSMAL=0.1000E-02 RMSMAL=0.1000E-03
           RDT   =0.3762E+05 RDR   = 5457.
           RATIOT=0.6184     RATIOR= 0.000
           MAX UN=0.7198E-10 IEQ=    33 NODE     17 DOF   1  Y-DISPL.F
           MIN UN=-119.9     IEQ=     1 NODE      1 DOF   1  Y-DISPL.F
           NO. OF CONTACT CONSTRAINT VIOLATIONS     0


ITER     2 RNORM = 0.000     RMNORM= 0.000
           RINORM=0.3762E+05 RIMNOR= 5457.
           RENORM= 151.7     REMNOR=0.3499E-19 RATIO =0.6349E-01 TOLER =0.1000E-03  NOT CONVERGED
           RFMAX = 119.9     RMMAX = 10.79
           RTSMAL=0.1000E-02 RMSMAL=0.1000E-03
           RDT   =0.3762E+05 RDR   = 5457.
           RATIOT=0.6349E-01 RATIOR= 0.000
           MAX UN=0.3284E-01 IEQ=    77 NODE     39 DOF   1  Y-DISPL.F
           MIN UN=-7.708     IEQ=     3 NODE      2 DOF   1  Y-DISPL.F
           NO. OF CONTACT CONSTRAINT VIOLATIONS     0


ITER     3 RNORM = 0.000     RMNORM= 0.000
           RINORM=0.3762E+05 RIMNOR= 5457.
           RENORM= 3.357     REMNOR=0.1668E-19 RATIO =0.9446E-02 TOLER =0.1000E-03  NOT CONVERGED
           RFMAX = 119.9     RMMAX = 10.79
           RTSMAL=0.1000E-02 RMSMAL=0.1000E-03
           RDT   =0.3762E+05 RDR   = 5457.
           RATIOT=0.9446E-02 RATIOR= 0.000
           MAX UN=0.6959E-01 IEQ=    91 NODE     46 DOF   1  Y-DISPL.F
           MIN UN=-1.308     IEQ=    21 NODE     11 DOF   1  Y-DISPL.F
           NO. OF CONTACT CONSTRAINT VIOLATIONS     0


ITER     4 RNORM = 0.000     RMNORM= 0.000
           RINORM=0.3762E+05 RIMNOR= 5457.
           RENORM=0.2269E-04 REMNOR=0.7241E-20 RATIO =0.2456E-04 TOLER =0.1000E-03      CONVERGED !
           RFMAX = 119.9     RMMAX = 10.79
           RTSMAL=0.1000E-02 RMSMAL=0.1000E-03
           RDT   =0.3762E+05 RDR   = 5457.
           RATIOT=0.2456E-04 RATIOR= 0.000
           MAX UN=0.3915E-02 IEQ=    71 NODE     36 DOF   1  Y-DISPL.F
           MIN UN=-.6113E-09 IEQ=    11 NODE      6 DOF   1  Y-DISPL.F
           NO. OF CONTACT CONSTRAINT VIOLATIONS     0
```

```
+-------------------------------------------------------------------------------------------------------------------------+
|                   PARATIEPLUS(TM)   NLS ENGINE RELEASE  2018.0    FULL VERSION  *Build date:Nov 13, 2017*              |
|                                                                                                                         |
|                                      NewProject.BaseDesignSection_28.A1M1R1_1183                                        |
|                                   Exe Time : 4 September 2018 18:06:11                                                  |
+-------------------------------------------------------------------------------------------------------------------------+
New Project
SOLUTION REACHED USING     4 ITERATIONS ON   40

P R I N T   O U T   F O R   T I M E   S T E P    3     ( AT TIME   3.000     )

PRINT OUT OF ACTIVE COMPONENTS (FIXED NODES ARE NOT PRINTED OUT)

          Y-DISPL.F        X-ROT. F
            (02)             (04)           (
    1  -1.5482775E-03   4.2420766E-04
    2  -1.4635009E-03   4.2323434E-04
    3  -1.3791120E-03   4.2033701E-04
    4  -1.2954897E-03   4.1558480E-04
    5  -1.2129939E-03   4.0909625E-04
    6  -1.1319567E-03   4.0102466E-04
    7  -1.0526787E-03   3.9153253E-04
    8  -9.7542776E-04   3.8078012E-04
    9  -9.0044029E-04   3.6892318E-04
   10  -8.2792206E-04   3.5611255E-04
   11  -7.5804913E-04   3.4249408E-04
   12  -6.9096890E-04   3.2820862E-04
   13  -6.2680108E-04   3.1339215E-04
   14  -5.6563869E-04   2.9817592E-04
   15  -5.0754893E-04   2.8268646E-04
   16  -4.5257443E-04   2.6704216E-04
   17  -4.0073498E-04   2.5135026E-04
   18  -3.5203076E-04   2.3570780E-04
   19  -3.0644277E-04   2.2020174E-04
   20  -2.6393578E-04   2.0490991E-04
   21  -2.2446009E-04   1.8990163E-04
   22  -1.8795236E-04   1.7523798E-04
   23  -1.5433833E-04   1.6097286E-04
   24  -1.2353351E-04   1.4715325E-04
   25  -9.5444616E-05   1.3381987E-04
   26  -6.9970816E-05   1.2100768E-04
   27  -4.7004353E-05   1.0875505E-04
   28  -2.6428993E-05   9.7101231E-05
   29  -8.1219512E-06   8.6076063E-05
   30   8.0447570E-06   7.5700762E-05
   31   2.2202550E-05   6.5988412E-05
   32   3.4484588E-05   5.6943955E-05
   33   4.5024409E-05   4.8564584E-05
   34   5.3954145E-05   4.0841056E-05
   35   6.1403560E-05   3.3758468E-05
   36   6.7498957E-05   2.7297253E-05
   37   7.2362311E-05   2.1434136E-05
   38   7.6110711E-05   1.6142897E-05
   39   7.8855711E-05   1.1395268E-05
   40   8.0703065E-05   7.1613375E-06
   41   8.1752422E-05   3.4100494E-06
   42   8.2097142E-05   1.0962355E-07
   43   8.1824187E-05  -2.7720719E-06
   44   8.1014085E-05  -5.2671936E-06
   45   7.9740962E-05  -7.4076268E-06
   46   7.8072592E-05  -9.2247793E-06
   47   7.6070559E-05  -1.0749304E-05
   48   7.3790395E-05  -1.2010965E-05
   49   7.1281783E-05  -1.3038471E-05
   50   6.8588795E-05  -1.3859349E-05
   51   6.5750081E-05  -1.4499857E-05
   52   6.2799143E-05  -1.4984886E-05
   53   5.9765009E-05  -1.5337868E-05
   54   5.6671488E-05  -1.5580740E-05
   55   5.3538713E-05  -1.5733613E-05
   56   5.0382819E-05  -1.5814839E-05
```

57	4.7216451E-05	-1.5840969E-05
58	4.4049122E-05	-1.5826744E-05
59	4.0887582E-05	-1.5785092E-05
60	3.7736173E-05	-1.5727129E-05
61	3.4597197E-05	-1.5662162E-05
62	3.1471274E-05	-1.5597698E-05
63	2.8357703E-05	-1.5539448E-05
64	2.5254819E-05	-1.5491336E-05
65	2.2160350E-05	-1.5455506E-05
66	1.9071774E-05	-1.5432326E-05
67	1.5986670E-05	-1.5420391E-05
68	1.2903079E-05	-1.5416530E-05
69	1.1361286E-05	-1.5416320E-05

```
+-------------------------------------------------------------------------------------------------------------------------------+
|                   PARATIEPLUS(TM)   NLS ENGINE RELEASE  2018.0    FULL VERSION  *Build date:Nov 13, 2017*                    |
|                                                                                                                               |
|                                    NewProject.BaseDesignSection_28.A1M1R1_1183                                                |
|                                  Exe Time : 4 September 2018 18:06:11                                                         |
+-------------------------------------------------------------------------------------------------------------------------------+
New Project


S T R E S S   R E S U L T S   F O R   G R O U P   N O.   1

0_L                                                          :
ELEMENT TYPE    5 NO.OF ELEMENTS. IN THIS GROUP   69
C U R R E N T   T I M E   I S      3.0000

 HARDENING 2D SOIL ELEMENT

 ****** TOTAL STRESS FORMULATION *****

  EL *   FORCE     DISPL-Y  VERTICAL-P  HORIZON.-P     MAX-V-P     MAX-H-P           STATE   STIFFNESS Z-LEVEL      PORE
E FACTOR    UFACTOR       Peq           Su_a         Su_p     LAYER
 ------------------------------------------------------------------------------------------------------------------------------
-------------------------------------------------------------------------------------------
   1 D  5.3849E-03  1.5483E-03  1.2558E-02  5.3849E-02  1.2558E-02  0.8563         PASSIVE   0.000       0.000       0.000
1.000       1.000      5.3849E-02   0.000       0.000     DI1_164_167_L_0
   2 D   2.790      1.4635E-03   3.253       13.95       3.253       13.95         PASSIVE   0.000      -0.2000      0.000
1.000       1.000       13.95       0.000       0.000     DI1_164_167_L_0
   3 D   5.729      1.3791E-03   6.681       28.65       6.681       28.65         PASSIVE   0.000      -0.4000      0.000
1.000       1.000       28.65       0.000       0.000     DI1_164_167_L_0
   4 D   8.877      1.2955E-03   10.35       44.39       10.35       44.39         PASSIVE   0.000      -0.6000      0.000
1.000       1.000       44.39       0.000       0.000     DI1_164_167_L_0
   5 D   10.01      1.2130E-03   14.20       50.07       14.20       50.07            V-C  2.8868E+04 -0.8000      0.000
1.000       1.000       50.07       0.000       0.000     DI1_164_167_L_0
   6 D   10.01      1.1320E-03   18.13       50.05       18.13       50.05            V-C  2.8868E+04  -1.000      0.000
1.000       1.000       50.05       0.000       0.000     DI1_164_167_L_0
   7 D   9.955      1.0527E-03   22.05       49.78       22.05       49.78            V-C  2.8868E+04  -1.200      0.000
1.000       1.000       49.78       0.000       0.000     DI1_164_167_L_0
   8 D   9.874      9.7543E-04   26.25       49.37       26.25       49.37            V-C  2.8868E+04  -1.400      0.000
1.000       1.000       49.37       0.000       0.000     DI1_164_167_L_0
   9 D   9.780      9.0044E-04   30.77       48.90       30.77       48.90            V-C  2.8868E+04  -1.600      0.000
1.000       1.000       48.90       0.000       0.000     DI1_164_167_L_0
  10 D   9.684      8.2792E-04   35.06       48.42       35.06       48.42            V-C  2.8868E+04  -1.800      0.000
1.000       1.000       48.42       0.000       0.000     DI1_164_167_L_0
  11 D   9.592      7.5805E-04   39.16       47.96       39.16       47.96            V-C  2.8868E+04  -2.000      0.000
1.000       1.000       47.96       0.000       0.000     DI1_164_167_L_0
  12 D   9.508      6.9097E-04   42.56       47.54       42.56       47.54            V-C  2.8868E+04  -2.200      0.000
1.000       1.000       47.54       0.000       0.000     DI1_164_167_L_0
  13 D   9.437      6.2680E-04   46.47       47.18       46.47       47.18            V-C  2.8868E+04  -2.400      0.000
1.000       1.000       47.18       0.000       0.000     DI1_164_167_L_0
  14 D   9.379      5.6564E-04   50.29       46.90       50.29       46.90            V-C  2.8868E+04  -2.600      0.000
1.000       1.000       46.90       0.000       0.000     DI1_164_167_L_0
  15 D   9.337      5.0755E-04   54.02       46.69       54.02       46.69            V-C  2.8868E+04  -2.800      0.000
1.000       1.000       46.69       0.000       0.000     DI1_164_167_L_0
  16 D   9.311      4.5257E-04   57.70       46.56       57.70       46.56            V-C  2.8868E+04  -3.000      0.000
1.000       1.000       46.56       0.000       0.000     DI1_164_167_L_0
  17 D   9.303      4.0073E-04   61.33       46.51       61.33       46.51            V-C  2.8868E+04  -3.200      0.000
1.000       1.000       46.51       0.000       0.000     DI1_164_167_L_0
  18 D   9.312      3.5203E-04   64.54       46.56       64.54       46.56            V-C  2.8868E+04  -3.400      0.000
1.000       1.000       46.56       0.000       0.000     DI1_164_167_L_0
  19 D   9.339      3.0644E-04   68.11       46.69       68.11       46.69            V-C  2.8868E+04  -3.600      0.000
1.000       1.000       46.69       0.000       0.000     DI1_164_167_L_0
  20 D   9.383      2.6394E-04   71.64       46.91       71.64       46.91            V-C  2.8868E+04  -3.800      0.000
1.000       1.000       46.91       0.000       0.000     DI1_164_167_L_0
  21 D   9.445      2.2446E-04   75.15       47.22       75.15       47.22            V-C  2.8868E+04  -4.000      0.000
1.000       1.000       47.22       0.000       0.000     DI1_164_167_L_0
  22 D   9.524      1.8795E-04   78.63       47.62       78.63       47.62            V-C  2.8868E+04  -4.200      0.000
1.000       1.000       47.62       0.000       0.000     DI1_164_167_L_0
  23 D   9.620      1.5434E-04   81.80       48.10       81.80       48.10            V-C  2.8868E+04  -4.400      0.000
1.000       1.000       48.10       0.000       0.000     DI1_164_167_L_0
  24 D   9.732      1.2353E-04   85.25       48.66       85.25       48.66            V-C  2.8868E+04  -4.600      0.000
1.000       1.000       48.66       0.000       0.000     DI1_164_167_L_0
```

25 D	9.861	9.5445E-05	88.68	49.30	88.68	49.30	V-C	2.8868E+04	-4.800	0.000		
1.000	1.000	49.30	0.000	0.000	DI1_164_167_L_0							
26 D	10.57	6.9971E-05	92.10	52.87	92.10	52.87	V-C	6.9578E+04	-5.000	0.000		
1.000	1.000	52.87	0.000	0.000	DI2_165_168_L_0							
27 D	10.55	4.7004E-05	95.51	52.73	95.51	52.73	V-C	6.9578E+04	-5.200	0.000		
1.000	1.000	52.73	0.000	0.000	DI2_165_168_L_0							
28 D	10.55	2.6429E-05	98.66	52.76	98.66	52.76	V-C	6.9578E+04	-5.400	0.000		
1.000	1.000	52.76	0.000	0.000	DI2_165_168_L_0							
29 D	10.59	8.1220E-06	102.1	52.95	102.1	52.95	V-C	6.9578E+04	-5.600	0.000		
1.000	1.000	52.95	0.000	0.000	DI2_165_168_L_0							
30 D	10.59	-8.0448E-06	105.4	52.96	105.4	53.85	UL-RL	1.1132E+05	-5.800	0.000		
1.000	1.000	52.96	0.000	0.000	DI2_165_168_L_0							
31 D	10.57	-2.2203E-05	108.8	52.85	108.8	55.32	UL-RL	1.1132E+05	-6.000	0.000		
1.000	1.000	52.85	0.000	0.000	DI2_165_168_L_0							
32 D	10.59	-3.4485E-05	112.2	52.95	112.2	56.79	UL-RL	1.1132E+05	-6.200	0.000		
1.000	1.000	52.95	0.000	0.000	DI2_165_168_L_0							
33 D	10.65	-4.5024E-05	115.5	53.25	115.5	58.26	UL-RL	1.1132E+05	-6.400	0.000		
1.000	1.000	53.25	0.000	0.000	DI2_165_168_L_0							
34 D	10.75	-5.3954E-05	118.7	53.73	118.7	59.74	UL-RL	1.1132E+05	-6.600	0.000		
1.000	1.000	53.73	0.000	0.000	DI2_165_168_L_0							
35 D	10.88	-6.1404E-05	122.0	54.38	122.0	61.22	UL-RL	1.1132E+05	-6.800	0.000		
1.000	1.000	54.38	0.000	0.000	DI2_165_168_L_0							
36 D	11.04	-6.7499E-05	125.3	55.19	125.3	62.70	UL-RL	1.1132E+05	-7.000	0.000		
1.000	1.000	55.19	0.000	0.000	DI2_165_168_L_0							
37 D	11.23	-7.2362E-05	128.7	56.13	128.7	64.18	UL-RL	1.1132E+05	-7.200	0.000		
1.000	1.000	56.13	0.000	0.000	DI2_165_168_L_0							
38 D	11.44	-7.6111E-05	132.0	57.20	132.0	65.67	UL-RL	1.1132E+05	-7.400	0.000		
1.000	1.000	57.20	0.000	0.000	DI2_165_168_L_0							
39 D	11.68	-7.8856E-05	135.2	58.38	135.2	67.16	UL-RL	1.1132E+05	-7.600	0.000		
1.000	1.000	58.38	0.000	0.000	DI2_165_168_L_0							
40 D	11.93	-8.0703E-05	138.5	59.67	138.5	68.65	UL-RL	1.1132E+05	-7.800	0.000		
1.000	1.000	59.67	0.000	0.000	DI2_165_168_L_0							
41 D	12.21	-8.1752E-05	141.8	61.04	141.8	70.15	UL-RL	1.1132E+05	-8.000	0.000		
1.000	1.000	61.04	0.000	0.000	DI2_165_168_L_0							
42 D	12.50	-8.2097E-05	145.1	62.50	145.1	71.64	UL-RL	1.1132E+05	-8.200	0.000		
1.000	1.000	62.50	0.000	0.000	DI2_165_168_L_0							
43 D	12.81	-8.1824E-05	148.4	64.03	148.4	73.14	UL-RL	1.1132E+05	-8.400	0.000		
1.000	1.000	64.03	0.000	0.000	DI2_165_168_L_0							
44 D	13.12	-8.1014E-05	151.7	65.62	151.7	74.64	UL-RL	1.1132E+05	-8.600	0.000		
1.000	1.000	65.62	0.000	0.000	DI2_165_168_L_0							
45 D	13.45	-7.9741E-05	154.9	67.27	154.9	76.15	UL-RL	1.1132E+05	-8.800	0.000		
1.000	1.000	67.27	0.000	0.000	DI2_165_168_L_0							
46 D	13.79	-7.8073E-05	158.2	68.96	158.2	77.65	UL-RL	1.1132E+05	-9.000	0.000		
1.000	1.000	68.96	0.000	0.000	DI2_165_168_L_0							
47 D	14.14	-7.6071E-05	161.5	70.69	161.5	79.16	UL-RL	1.1132E+05	-9.200	0.000		
1.000	1.000	70.69	0.000	0.000	DI2_165_168_L_0							
48 D	14.49	-7.3790E-05	164.8	72.46	164.8	80.67	UL-RL	1.1132E+05	-9.400	0.000		
1.000	1.000	72.46	0.000	0.000	DI2_165_168_L_0							
49 D	14.85	-7.1282E-05	168.1	74.25	168.1	82.18	UL-RL	1.1132E+05	-9.600	0.000		
1.000	1.000	74.25	0.000	0.000	DI2_165_168_L_0							
50 D	15.21	-6.8589E-05	171.2	76.06	171.2	83.70	UL-RL	1.1132E+05	-9.800	0.000		
1.000	1.000	76.06	0.000	0.000	DI2_165_168_L_0							
51 D	15.58	-6.5750E-05	174.5	77.89	174.5	85.21	UL-RL	1.1132E+05	-10.00	0.000		
1.000	1.000	77.89	0.000	0.000	DI2_165_168_L_0							
52 D	15.95	-6.2799E-05	177.8	79.74	177.8	86.73	UL-RL	1.1132E+05	-10.20	0.000		
1.000	1.000	79.74	0.000	0.000	DI2_165_168_L_0							
53 D	16.32	-5.9765E-05	181.1	81.60	181.1	88.25	UL-RL	1.1132E+05	-10.40	0.000		
1.000	1.000	81.60	0.000	0.000	DI2_165_168_L_0							
54 D	16.69	-5.6671E-05	184.4	83.46	184.4	89.77	UL-RL	1.1132E+05	-10.60	0.000		
1.000	1.000	83.46	0.000	0.000	DI2_165_168_L_0							
55 D	17.07	-5.3539E-05	187.7	85.34	187.7	91.30	UL-RL	1.1132E+05	-10.80	0.000		
1.000	1.000	85.34	0.000	0.000	DI2_165_168_L_0							
56 D	17.44	-5.0383E-05	190.8	87.21	190.8	92.82	UL-RL	1.1132E+05	-11.00	0.000		
1.000	1.000	87.21	0.000	0.000	DI2_165_168_L_0							
57 D	17.82	-4.7216E-05	194.1	89.09	194.1	94.35	UL-RL	1.1132E+05	-11.20	0.000		
1.000	1.000	89.09	0.000	0.000	DI2_165_168_L_0							
58 D	18.19	-4.4049E-05	197.4	90.97	197.4	95.88	UL-RL	1.1132E+05	-11.40	0.000		
1.000	1.000	90.97	0.000	0.000	DI2_165_168_L_0							
59 D	18.57	-4.0888E-05	200.7	92.86	200.7	97.41	UL-RL	1.1132E+05	-11.60	0.000		
1.000	1.000	92.86	0.000	0.000	DI2_165_168_L_0							
60 D	18.95	-3.7736E-05	203.9	94.74	203.9	98.94	UL-RL	1.1132E+05	-11.80	0.000		
1.000	1.000	94.74	0.000	0.000	DI2_165_168_L_0							
61 D	19.32	-3.4597E-05	207.1	96.62	207.1	100.5	UL-RL	1.1132E+05	-12.00	0.000		
1.000	1.000	96.62	0.000	0.000	DI2_165_168_L_0							

```
  62 D   19.70     -3.1471E-05   210.2       98.51       210.2       102.0          UL-RL  1.1132E+05  -12.20       0.000
1.000       1.000       98.51       0.000       0.000     DI2_165_168_L_0
  63 D   20.08     -2.8358E-05   213.2       100.4       213.2       103.5          UL-RL  1.1132E+05  -12.40       0.000
1.000       1.000       100.4       0.000       0.000     DI2_165_168_L_0
  64 D   20.45     -2.5255E-05   216.3       102.3       216.3       105.1          UL-RL  1.1132E+05  -12.60       0.000
1.000       1.000       102.3       0.000       0.000     DI2_165_168_L_0
  65 D   20.83     -2.2160E-05   219.4       104.2       219.4       106.6          UL-RL  1.1132E+05  -12.80       0.000
1.000       1.000       104.2       0.000       0.000     DI2_165_168_L_0
  66 D   21.21     -1.9072E-05   222.4       106.0       222.4       108.2          UL-RL  1.1132E+05  -13.00       0.000
1.000       1.000       106.0       0.000       0.000     DI2_165_168_L_0
  67 D   21.58     -1.5987E-05   225.5       107.9       225.5       109.7          UL-RL  1.1132E+05  -13.20       0.000
1.000       1.000       107.9       0.000       0.000     DI2_165_168_L_0
  68 D   16.47     -1.2903E-05   228.6       109.8       228.6       111.2          UL-RL  1.1132E+05  -13.40       0.000
1.000       1.000       109.8       0.000       0.000     DI2_165_168_L_0
  69 D   5.538     -1.1361E-05   230.2       110.8       230.2       112.0          UL-RL  1.1132E+05  -13.50       0.000
1.000       1.000       110.8       0.000       0.000     DI2_165_168_L_0
```

```
+-------------------------------------------------------------------------------------------------------------------------------+
|                   PARATIEPLUS(TM)   NLS ENGINE RELEASE  2018.0    FULL VERSION  *Build date:Nov 13, 2017*                    |
|                                                                                                                               |
|                                    NewProject.BaseDesignSection_28.A1M1R1_1183                                                |
|                                  Exe Time : 4 September 2018 18:06:11                                                         |
+-------------------------------------------------------------------------------------------------------------------------------+
New Project


S T R E S S   R E S U L T S   F O R   G R O U P   N O.   2

0_R                                                          :
ELEMENT TYPE    5 NO.OF ELEMENTS. IN THIS GROUP   69
C U R R E N T   T I M E   I S      3.0000

 HARDENING 2D SOIL ELEMENT

 ****** TOTAL STRESS FORMULATION *****

  EL *   FORCE     DISPL-Y  VERTICAL-P  HORIZON.-P     MAX-V-P     MAX-H-P           STATE   STIFFNESS Z-LEVEL      PORE
E FACTOR    UFACTOR       Peq           Su_a         Su_p     LAYER
 ------------------------------------------------------------------------------------------------------------------------------
-------------------------------------------------------------------------------------------
   1     0.000         --          --          --          --          --          REMOVED     --        0.000       0.000
1.000       1.000       0.000       0.000       0.000     not available
   2     0.000         --          --          --          --          --          REMOVED     --      -0.2000       0.000
1.000       1.000       0.000       0.000       0.000     not available
   3     0.000         --          --          --          --          --          REMOVED     --      -0.4000       0.000
1.000       1.000       0.000       0.000       0.000     not available
   4     0.000         --          --          --          --          --          REMOVED     --      -0.6000       0.000
1.000       1.000       0.000       0.000       0.000     not available
   5     0.000         --          --          --          --          --          REMOVED     --      -0.8000       0.000
1.000       1.000       0.000       0.000       0.000     not available
   6 D   0.000    -1.1320E-03   0.000       0.000       16.00       17.37         ACTIVE   0.000      -1.000       0.000
1.000       1.000       0.000       0.000       0.000     DI1_164_167_L_0
   7 D  0.2131    -1.0527E-03   3.200       1.066       19.20       19.39         ACTIVE   0.000      -1.200       0.000
1.000       1.000       1.066       0.000       0.000     DI1_164_167_L_0
   8 D  0.4262    -9.7543E-04   6.400       2.131       22.40       21.21         ACTIVE   0.000      -1.400       0.000
1.000       1.000       2.131       0.000       0.000     DI1_164_167_L_0
   9 D  0.6394    -9.0044E-04   9.600       3.197       25.60       22.91         ACTIVE   0.000      -1.600       0.000
1.000       1.000       3.197       0.000       0.000     DI1_164_167_L_0
  10 D  0.8525    -8.2792E-04   12.80       4.262       28.80       24.52         ACTIVE   0.000      -1.800       0.000
1.000       1.000       4.262       0.000       0.000     DI1_164_167_L_0
  11 D   1.066    -7.5805E-04   16.00       5.328       32.00       26.07         ACTIVE   0.000      -2.000       0.000
1.000       1.000       5.328       0.000       0.000     DI1_164_167_L_0
  12 D   1.279    -6.9097E-04   19.20       6.394       35.20       27.59         ACTIVE   0.000      -2.200       0.000
1.000       1.000       6.394       0.000       0.000     DI1_164_167_L_0
  13 D   1.492    -6.2680E-04   22.40       7.459       38.40       29.09         ACTIVE   0.000      -2.400       0.000
1.000       1.000       7.459       0.000       0.000     DI1_164_167_L_0
  14 D   1.733    -5.6564E-04   25.60       8.667       41.60       30.57          UL-RL  3.0792E+04  -2.600       0.000
1.000       1.000       8.667       0.000       0.000     DI1_164_167_L_0
  15 D   2.393    -5.0755E-04   28.80       11.97       44.80       32.03          UL-RL  3.0792E+04  -2.800       0.000
1.000       1.000       11.97       0.000       0.000     DI1_164_167_L_0
  16 D   3.031    -4.5257E-04   32.00       15.15       48.00       33.49          UL-RL  3.0792E+04  -3.000       0.000
1.000       1.000       15.15       0.000       0.000     DI1_164_167_L_0
  17 D   3.647    -4.0073E-04   35.20       18.23       51.20       34.95          UL-RL  3.0792E+04  -3.200       0.000
1.000       1.000       18.23       0.000       0.000     DI1_164_167_L_0
  18 D   4.242    -3.5203E-04   38.40       21.21       54.40       36.40          UL-RL  3.0792E+04  -3.400       0.000
1.000       1.000       21.21       0.000       0.000     DI1_164_167_L_0
  19 D   4.817    -3.0644E-04   41.60       24.09       57.60       37.85          UL-RL  3.0792E+04  -3.600       0.000
1.000       1.000       24.09       0.000       0.000     DI1_164_167_L_0
  20 D   5.373    -2.6394E-04   44.80       26.86       60.80       39.30          UL-RL  3.0792E+04  -3.800       0.000
1.000       1.000       26.86       0.000       0.000     DI1_164_167_L_0
  21 D   5.909    -2.2446E-04   48.00       29.54       64.00       40.74          UL-RL  3.0792E+04  -4.000       0.000
1.000       1.000       29.54       0.000       0.000     DI1_164_167_L_0
  22 D   6.427    -1.8795E-04   51.20       32.13       67.20       42.19          UL-RL  3.0792E+04  -4.200       0.000
1.000       1.000       32.13       0.000       0.000     DI1_164_167_L_0
  23 D   6.927    -1.5434E-04   54.40       34.63       70.40       43.64          UL-RL  3.0792E+04  -4.400       0.000
1.000       1.000       34.63       0.000       0.000     DI1_164_167_L_0
  24 D   7.409    -1.2353E-04   57.60       37.05       73.60       45.10          UL-RL  3.0792E+04  -4.600       0.000
1.000       1.000       37.05       0.000       0.000     DI1_164_167_L_0
```

25 D	7.875	-9.5445E-05	60.80	39.38	76.80	46.55	UL-RL	3.0792E+04	-4.800	0.000	
1.000	1.000	39.38	0.000	0.000	DI1_164_167_L_0						
26 D	7.838	-6.9971E-05	64.00	39.19	80.00	48.01	UL-RL	6.5637E+04	-5.000	0.000	
1.000	1.000	39.19	0.000	0.000	DI2_165_168_L_0						
27 D	8.433	-4.7004E-05	67.20	42.16	83.20	49.46	UL-RL	6.5637E+04	-5.200	0.000	
1.000	1.000	42.16	0.000	0.000	DI2_165_168_L_0						
28 D	8.997	-2.6429E-05	70.40	44.98	86.40	50.92	UL-RL	6.5637E+04	-5.400	0.000	
1.000	1.000	44.98	0.000	0.000	DI2_165_168_L_0						
29 D	9.531	-8.1220E-06	73.60	47.66	89.60	52.39	UL-RL	6.5637E+04	-5.600	0.000	
1.000	1.000	47.66	0.000	0.000	DI2_165_168_L_0						
30 D	10.04	8.0448E-06	76.80	50.19	92.80	53.85	UL-RL	6.5637E+04	-5.800	0.000	
1.000	1.000	50.19	0.000	0.000	DI2_165_168_L_0						
31 D	10.52	2.2203E-05	80.00	52.60	96.00	55.32	UL-RL	6.5637E+04	-6.000	0.000	
1.000	1.000	52.60	0.000	0.000	DI2_165_168_L_0						
32 D	10.98	3.4485E-05	83.20	54.88	99.20	56.79	UL-RL	6.5637E+04	-6.200	0.000	
1.000	1.000	54.88	0.000	0.000	DI2_165_168_L_0						
33 D	11.41	4.5024E-05	86.40	57.05	102.4	58.26	UL-RL	6.5637E+04	-6.400	0.000	
1.000	1.000	57.05	0.000	0.000	DI2_165_168_L_0						
34 D	11.82	5.3954E-05	89.60	59.12	105.6	59.74	UL-RL	6.5637E+04	-6.600	0.000	
1.000	1.000	59.12	0.000	0.000	DI2_165_168_L_0						
35 D	12.21	6.1404E-05	92.80	61.06	108.8	61.28	UL-RL	6.5637E+04	-6.800	0.000	
1.000	1.000	61.06	0.000	0.000	DI2_165_168_L_0						
36 D	12.57	6.7499E-05	96.00	62.85	112.0	62.91	UL-RL	6.5637E+04	-7.000	0.000	
1.000	1.000	62.85	0.000	0.000	DI2_165_168_L_0						
37 D	12.91	7.2362E-05	99.20	64.55	115.2	64.58	UL-RL	6.5637E+04	-7.200	0.000	
1.000	1.000	64.55	0.000	0.000	DI2_165_168_L_0						
38 D	13.24	7.6111E-05	102.4	66.20	118.4	66.21	UL-RL	6.5637E+04	-7.400	0.000	
1.000	1.000	66.20	0.000	0.000	DI2_165_168_L_0						
39 D	13.56	7.8856E-05	105.6	67.81	121.6	67.81	V-C	4.1023E+04	-7.600	0.000	
1.000	1.000	67.81	0.000	0.000	DI2_165_168_L_0						
40 D	13.88	8.0703E-05	108.8	69.38	124.8	69.38	V-C	4.1023E+04	-7.800	0.000	
1.000	1.000	69.38	0.000	0.000	DI2_165_168_L_0						
41 D	14.18	8.1752E-05	112.0	70.92	128.0	70.92	V-C	4.1023E+04	-8.000	0.000	
1.000	1.000	70.92	0.000	0.000	DI2_165_168_L_0						
42 D	14.49	8.2097E-05	115.2	72.43	131.2	72.43	V-C	4.1023E+04	-8.200	0.000	
1.000	1.000	72.43	0.000	0.000	DI2_165_168_L_0						
43 D	14.78	8.1824E-05	118.4	73.92	134.4	73.92	V-C	4.1023E+04	-8.400	0.000	
1.000	1.000	73.92	0.000	0.000	DI2_165_168_L_0						
44 D	15.08	8.1014E-05	121.6	75.39	137.6	75.39	V-C	4.1023E+04	-8.600	0.000	
1.000	1.000	75.39	0.000	0.000	DI2_165_168_L_0						
45 D	15.37	7.9741E-05	124.8	76.84	140.8	76.84	V-C	4.1023E+04	-8.800	0.000	
1.000	1.000	76.84	0.000	0.000	DI2_165_168_L_0						
46 D	15.66	7.8073E-05	128.0	78.28	144.0	78.28	V-C	4.1023E+04	-9.000	0.000	
1.000	1.000	78.28	0.000	0.000	DI2_165_168_L_0						
47 D	15.94	7.6071E-05	131.2	79.71	147.2	79.71	V-C	4.1023E+04	-9.200	0.000	
1.000	1.000	79.71	0.000	0.000	DI2_165_168_L_0						
48 D	16.23	7.3790E-05	134.4	81.13	150.4	81.13	V-C	4.1023E+04	-9.400	0.000	
1.000	1.000	81.13	0.000	0.000	DI2_165_168_L_0						
49 D	16.51	7.1282E-05	137.6	82.54	153.6	82.54	V-C	4.1023E+04	-9.600	0.000	
1.000	1.000	82.54	0.000	0.000	DI2_165_168_L_0						
50 D	16.79	6.8589E-05	140.8	83.94	156.8	83.94	V-C	4.1023E+04	-9.800	0.000	
1.000	1.000	83.94	0.000	0.000	DI2_165_168_L_0						
51 D	17.07	6.5750E-05	144.0	85.34	160.0	85.34	V-C	4.1023E+04	-10.00	0.000	
1.000	1.000	85.34	0.000	0.000	DI2_165_168_L_0						
52 D	17.35	6.2799E-05	147.2	86.74	163.2	86.74	V-C	4.1023E+04	-10.20	0.000	
1.000	1.000	86.74	0.000	0.000	DI2_165_168_L_0						
53 D	17.61	5.9765E-05	150.4	88.07	166.4	88.25	UL-RL	6.5637E+04	-10.40	0.000	
1.000	1.000	88.07	0.000	0.000	DI2_165_168_L_0						
54 D	17.88	5.6671E-05	153.6	89.39	169.6	89.77	UL-RL	6.5637E+04	-10.60	0.000	
1.000	1.000	89.39	0.000	0.000	DI2_165_168_L_0						
55 D	18.14	5.3539E-05	156.8	90.71	172.8	91.30	UL-RL	6.5637E+04	-10.80	0.000	
1.000	1.000	90.71	0.000	0.000	DI2_165_168_L_0						
56 D	18.41	5.0383E-05	160.0	92.03	176.0	92.82	UL-RL	6.5637E+04	-11.00	0.000	
1.000	1.000	92.03	0.000	0.000	DI2_165_168_L_0						
57 D	18.67	4.7216E-05	163.2	93.36	179.2	94.35	UL-RL	6.5637E+04	-11.20	0.000	
1.000	1.000	93.36	0.000	0.000	DI2_165_168_L_0						
58 D	18.94	4.4049E-05	166.4	94.68	182.4	95.88	UL-RL	6.5637E+04	-11.40	0.000	
1.000	1.000	94.68	0.000	0.000	DI2_165_168_L_0						
59 D	19.20	4.0888E-05	169.6	96.00	185.6	97.41	UL-RL	6.5637E+04	-11.60	0.000	
1.000	1.000	96.00	0.000	0.000	DI2_165_168_L_0						
60 D	19.47	3.7736E-05	172.8	97.33	188.8	98.94	UL-RL	6.5637E+04	-11.80	0.000	
1.000	1.000	97.33	0.000	0.000	DI2_165_168_L_0						
61 D	19.73	3.4597E-05	176.0	98.66	192.0	100.5	UL-RL	6.5637E+04	-12.00	0.000	
1.000	1.000	98.66	0.000	0.000	DI2_165_168_L_0						

```
  62 D   20.00      3.1471E-05   179.2       99.99       195.2       102.0          UL-RL  6.5637E+04  -12.20       0.000
1.000       1.000       99.99       0.000       0.000     DI2_165_168_L_0
  63 D   20.26      2.8358E-05   182.4       101.3       198.4       103.5          UL-RL  6.5637E+04  -12.40       0.000
1.000       1.000       101.3       0.000       0.000     DI2_165_168_L_0
  64 D   20.53      2.5255E-05   185.6       102.7       201.6       105.1          UL-RL  6.5637E+04  -12.60       0.000
1.000       1.000       102.7       0.000       0.000     DI2_165_168_L_0
  65 D   20.80      2.2160E-05   188.8       104.0       204.8       106.6          UL-RL  6.5637E+04  -12.80       0.000
1.000       1.000       104.0       0.000       0.000     DI2_165_168_L_0
  66 D   21.07      1.9072E-05   192.0       105.3       208.0       108.2          UL-RL  6.5637E+04  -13.00       0.000
1.000       1.000       105.3       0.000       0.000     DI2_165_168_L_0
  67 D   21.33      1.5987E-05   195.2       106.7       211.2       109.7          UL-RL  6.5637E+04  -13.20       0.000
1.000       1.000       106.7       0.000       0.000     DI2_165_168_L_0
  68 D   16.20      1.2903E-05   198.4       108.0       214.4       111.2          UL-RL  6.5637E+04  -13.40       0.000
1.000       1.000       108.0       0.000       0.000     DI2_165_168_L_0
  69 D   5.434      1.1361E-05   200.0       108.7       216.0       112.0          UL-RL  6.5637E+04  -13.50       0.000
1.000       1.000       108.7       0.000       0.000     DI2_165_168_L_0
```

```
+-----------------------------------------------------------------------------------------------------------------------+
|                  PARATIEPLUS(TM)   NLS ENGINE RELEASE  2018.0    FULL VERSION  *Build date:Nov 13, 2017*              |
|                                                                                                                       |
|                                    NewProject.BaseDesignSection_28.A1M1R1_1183                                        |
|                                 Exe Time : 4 September 2018 18:06:11                                                  |
+-----------------------------------------------------------------------------------------------------------------------+
New Project


S T R E S S   R E S U L T S   F O R   G R O U P   N O.   3

WallElement_33                                                  :
ELEMENT TYPE    2 NO.OF ELEMENTS. IN THIS GROUP   68
C U R R E N T   T I M E   I S     3.0000

 WALL2D ELEMENT

   EL      TA          TB          MA          MB
-----------------------------------------------------
    1 -119.94      119.94     1.47793E-12 -23.988
    2 -117.15      117.15      23.988     -47.418
    3 -111.42      111.42      47.418     -69.702
    4 -102.54      102.54      69.702     -90.210
    5 -92.529      92.529      90.210     -108.72
    6 -82.520      82.520      108.72     -125.22
    7 -72.778      72.778      125.22     -139.78
    8 -63.330      63.330      139.78     -152.44
    9 -54.189      54.189      152.44     -163.28
   10 -45.358      45.358      163.28     -172.35
   11 -36.832      36.832      172.35     -179.72
   12 -28.603      28.603      179.72     -185.44
   13 -20.658      20.658      185.44     -189.57
   14 -13.012      13.012      189.57     -192.17
   15 -6.0680      6.0680      192.17     -193.39
   16 0.21286    -0.21286      193.39     -193.34
   17  5.8691     -5.8691      193.34     -192.17
   18  10.939     -10.939      192.17     -189.98
   19  15.460     -15.460      189.98     -186.89
   20  19.471     -19.471      186.89     -183.00
   21  23.006     -23.006      183.00     -178.39
   22  26.103     -26.103      178.39     -173.17
   23  28.796     -28.796      173.17     -167.41
   24  31.119     -31.119      167.41     -161.19
   25  33.105     -33.105      161.19     -154.57
   26  35.842     -35.842      154.57     -147.40
   27  37.955     -37.955      147.40     -139.81
   28  39.511     -39.511      139.81     -131.91
   29  40.570     -40.570      131.91     -123.79
   30  41.123     -41.123      123.79     -115.57
   31  41.174     -41.174      115.57     -107.33
   32  40.788     -40.788      107.33     -99.177
   33  40.029     -40.029      99.177     -91.171
   34  38.952     -38.952      91.171     -83.381
   35  37.618     -37.618      83.381     -75.857
   36  36.080     -36.080      75.857     -68.641
   37  34.394     -34.394      68.641     -61.763
   38  32.593     -32.593      61.763     -55.244
   39  30.708     -30.708      55.244     -49.102
   40  28.766     -28.766      49.102     -43.349
   41  26.792     -26.792      43.349     -37.991
   42  24.807     -24.807      37.991     -33.029
   43  22.829     -22.829      33.029     -28.464
   44  20.876     -20.876      28.464     -24.288
   45  18.962     -18.962      24.288     -20.496
   46  17.098     -17.098      20.496     -17.076
   47  15.294     -15.294      17.076     -14.018
   48  13.560     -13.560      14.018     -11.306
   49  11.902     -11.902      11.306     -8.9253
   50  10.325     -10.325      8.9253     -6.8602
   51  8.8351     -8.8351      6.8602     -5.0932
   52  7.4331     -7.4331      5.0932     -3.6066
```

53	6.1381	−6.1381	3.6066	−2.3790
54	4.9521	−4.9521	2.3790	−1.3886
55	3.8767	−3.8767	1.3886	−0.61325
56	2.9126	−2.9126	0.61325	−3.07302E−02
57	2.0602	−2.0602	3.07302E−02	0.38131
58	1.3195	−1.3195	−0.38131	0.64521
59	0.69045	−0.69045	−0.64521	0.78330
60	0.17258	−0.17258	−0.78330	0.81782
61	−0.23450	0.23450	−0.81782	0.77092
62	−0.53124	0.53124	−0.77092	0.66467
63	−0.71807	0.71807	−0.66467	0.52106
64	−0.79537	0.79537	−0.52106	0.36198
65	−0.76341	0.76341	−0.36198	0.20930
66	−0.62240	0.62240	−0.20930	8.48233E−02
67	−0.37245	0.37245	−8.48233E−02	1.03332E−02
68	−0.10332	0.10332	−1.03332E−02	2.61124E−13

```
+-------------------------------------------------------------------------------------------------------------------------------+
|                   PARATIEPLUS(TM)   NLS ENGINE RELEASE  2018.0    FULL VERSION  *Build date:Nov 13, 2017*                    |
|                                                                                                                               |
|                                     NewProject.BaseDesignSection_28.A1M1R1_1183                                               |
|                                  Exe Time : 4 September 2018 18:06:11                                                         |
+-------------------------------------------------------------------------------------------------------------------------------+
New Project


S T R E S S   R E S U L T S   F O R   G R O U P   N O.   4

Tieback_175                                                :
ELEMENT TYPE    6 NO.OF ELEMENTS. IN THIS GROUP    1
C U R R E N T   T I M E   I S      3.0000

 POST-TENSION 2D-BOUNDARY ELEMENT

         EL    FORCE          d0          EDISPL     pl. eps          K     -ve limit   +ve limit
-----------------------------------------------------------------------------------------------------------
 ANCHOR    1   138.50     -1.47166E-03 -1.47166E-03   0.0000       0.0000       0.0000       0.0000     BORN NOW JUST
ACTIVATED

 ITER     0 RNORM = 0.000     RMNORM= 0.000
             RINORM=0.2545E+06 RIMNOR=0.1577E+07
             RENORM= 5546.     REMNOR=0.7241E-20 RATIO =0.1476     TOLER =0.1000E-03  NOT CONVERGED
             RFMAX = 119.9     RMMAX = 193.4
             RTSMAL=0.1000E-02 RMSMAL=0.1000E-02
             RDT   =0.2545E+06 RDR   =0.1577E+07
             RATIOT=0.1476     RATIOR= 0.000
             MAX UN= 15.66     IEQ=    91 NODE     46 DOF   1  Y-DISPL.F
             MIN UN=-.6113E-09 IEQ=    11 NODE      6 DOF   1  Y-DISPL.F
             NO. OF CONTACT CONSTRAINT VIOLATIONS     0


 ITER     2 RNORM = 0.000     RMNORM= 0.000
             RINORM=0.2545E+06 RIMNOR=0.1577E+07
             RENORM= 583.7     REMNOR=0.1419E-17 RATIO =0.4789E-01 TOLER =0.1000E-03  NOT CONVERGED
             RFMAX = 119.9     RMMAX = 193.4
             RTSMAL=0.1000E-02 RMSMAL=0.1000E-02
             RDT   =0.2545E+06 RDR   =0.1577E+07
             RATIOT=0.4789E-01 RATIOR= 0.000
             MAX UN= 7.763     IEQ=    95 NODE     48 DOF   1  Y-DISPL.F
             MIN UN=-.4372E-08 IEQ=    45 NODE     23 DOF   1  Y-DISPL.F
             NO. OF CONTACT CONSTRAINT VIOLATIONS     0


 ITER     3 RNORM = 0.000     RMNORM= 0.000
             RINORM=0.2545E+06 RIMNOR=0.1577E+07
             RENORM= 71.48     REMNOR=0.9849E-18 RATIO =0.1676E-01 TOLER =0.1000E-03  NOT CONVERGED
             RFMAX = 119.9     RMMAX = 193.4
             RTSMAL=0.1000E-02 RMSMAL=0.1000E-02
             RDT   =0.2545E+06 RDR   =0.1577E+07
             RATIOT=0.1676E-01 RATIOR= 0.000
             MAX UN= 3.535     IEQ=    99 NODE     50 DOF   1  Y-DISPL.F
             MIN UN=-.3149E-08 IEQ=    85 NODE     43 DOF   1  Y-DISPL.F
             NO. OF CONTACT CONSTRAINT VIOLATIONS     0


 ITER     4 RNORM = 0.000     RMNORM= 0.000
             RINORM=0.2545E+06 RIMNOR=0.1577E+07
             RENORM= 1.402     REMNOR=0.8544E-18 RATIO =0.2347E-02 TOLER =0.1000E-03  NOT CONVERGED
             RFMAX = 119.9     RMMAX = 193.4
             RTSMAL=0.1000E-02 RMSMAL=0.1000E-02
             RDT   =0.2545E+06 RDR   =0.1577E+07
             RATIOT=0.2347E-02 RATIOR= 0.000
             MAX UN=0.8272     IEQ=    27 NODE     14 DOF   1  Y-DISPL.F
             MIN UN=-.5396E-08 IEQ=    53 NODE     27 DOF   1  Y-DISPL.F
             NO. OF CONTACT CONSTRAINT VIOLATIONS     0


 ITER     5 RNORM = 0.000     RMNORM= 0.000
```

```
  RINORM=0.2545E+06 RIMNOR=0.1577E+07
  RENORM=0.1328E-01 REMNOR=0.6211E-18 RATIO =0.2284E-03 TOLER =0.1000E-03  NOT CONVERGED
  RFMAX = 119.9     RMMAX = 193.4
  RTSMAL=0.1000E-02 RMSMAL=0.1000E-02
  RDT   =0.2545E+06 RDR   =0.1577E+07
  RATIOT=0.2284E-03 RATIOR= 0.000
  MAX UN=0.1152     IEQ=    23 NODE     12 DOF   1  Y-DISPL.F
  MIN UN=-.4127E-08 IEQ=    43 NODE     22 DOF   1  Y-DISPL.F
  NO. OF CONTACT CONSTRAINT VIOLATIONS     0


ITER      6 RNORM = 0.000     RMNORM= 0.000
  RINORM=0.2545E+06 RIMNOR=0.1577E+07
  RENORM=0.1221E-15 REMNOR=0.6141E-18 RATIO =0.2190E-10 TOLER =0.1000E-03      CONVERGED !
  RFMAX = 119.9     RMMAX = 193.4
  RTSMAL=0.1000E-02 RMSMAL=0.1000E-02
  RDT   =0.2545E+06 RDR   =0.1577E+07
  RATIOT=0.2190E-10 RATIOR= 0.000
  MAX UN=0.3147E-08 IEQ=    69 NODE     35 DOF   1  Y-DISPL.F
  MIN UN=-.3486E-08 IEQ=    71 NODE     36 DOF   1  Y-DISPL.F
  NO. OF CONTACT CONSTRAINT VIOLATIONS     0
```

```
+-------------------------------------------------------------------------------------------------------------------------+
|                   PARATIEPLUS(TM)   NLS ENGINE RELEASE  2018.0    FULL VERSION  *Build date:Nov 13, 2017*              |
|                                                                                                                         |
|                                      NewProject.BaseDesignSection_28.A1M1R1_1183                                        |
|                                   Exe Time : 4 September 2018 18:06:11                                                  |
+-------------------------------------------------------------------------------------------------------------------------+
New Project
SOLUTION REACHED USING     6 ITERATIONS ON   40

P R I N T   O U T   F O R   T I M E   S T E P    4     ( AT TIME   4.000     )

PRINT OUT OF ACTIVE COMPONENTS (FIXED NODES ARE NOT PRINTED OUT)

          Y-DISPL.F        X-ROT. F
            (02)             (04)           (
    1   1.4497553E-03   7.3892185E-04
    2   1.5974730E-03   7.3792187E-04
    3   1.7447908E-03   7.3492369E-04
    4   1.8913096E-03   7.2993266E-04
    5   2.0366329E-03   7.2297668E-04
    6   2.1803731E-03   7.1411253E-04
    7   2.3221550E-03   7.0340432E-04
    8   2.4616160E-03   6.9091380E-04
    9   2.5984056E-03   6.7669977E-04
   10   2.7321847E-03   6.6081774E-04
   11   2.8626250E-03   6.4331980E-04
   12   2.9894081E-03   6.2425474E-04
   13   3.1122255E-03   6.0366911E-04
   14   3.2307776E-03   5.8161103E-04
   15   3.3447752E-03   5.5813279E-04
   16   3.4539398E-03   5.3329076E-04
   17   3.5580051E-03   5.0714521E-04
   18   3.6567158E-03   4.7976071E-04
   19   3.7498313E-03   4.5120517E-04
   20   3.8371246E-03   4.2155028E-04
   21   3.9183828E-03   3.9087173E-04
   22   3.9934099E-03   3.5924854E-04
   23   4.0620248E-03   3.2676398E-04
   24   4.1240639E-03   2.9350474E-04
   25   4.1793811E-03   2.5956111E-04
   26   4.2278489E-03   2.2502710E-04
   27   4.2693584E-03   1.8999315E-04
   28   4.3038184E-03   1.5454521E-04
   29   4.3311548E-03   1.1877289E-04
   30   4.3513121E-03   8.2768777E-05
   31   4.3642533E-03   4.6628680E-05
   32   4.3699611E-03   1.0451827E-05
   33   4.3684383E-03  -2.5659873E-05
   34   4.3597085E-03  -6.1600760E-05
   35   4.3438167E-03  -9.7262236E-05
   36   4.3208297E-03  -1.3253260E-04
   37   4.2908375E-03  -1.6729676E-04
   38   4.2539527E-03  -2.0143697E-04
   39   4.2103124E-03  -2.3483178E-04
   40   4.1600780E-03  -2.6735679E-04
   41   4.1034362E-03  -2.9888451E-04
   42   4.0405994E-03  -3.2928427E-04
   43   3.9718066E-03  -3.5842223E-04
   44   3.8973238E-03  -3.8616138E-04
   45   3.8174451E-03  -4.1236141E-04
   46   3.7324917E-03  -4.3687932E-04
   47   3.6428152E-03  -4.5956860E-04
   48   3.5487939E-03  -4.8031391E-04
   49   3.4508231E-03  -4.9905769E-04
   50   3.3493053E-03  -5.1579280E-04
   51   3.2446375E-03  -5.3056280E-04
   52   3.1372022E-03  -5.4346183E-04
   53   3.0273719E-03  -5.5461692E-04
   54   2.9154679E-03  -5.6416625E-04
   55   2.8018034E-03  -5.7224481E-04
   56   2.6866591E-03  -5.7898675E-04
```

57	2.5702890E-03	-5.8452462E-04
58	2.4529208E-03	-5.8898920E-04
59	2.3347563E-03	-5.9250923E-04
60	2.2159717E-03	-5.9521072E-04
61	2.0967184E-03	-5.9721558E-04
62	1.9771241E-03	-5.9864093E-04
63	1.8572932E-03	-5.9959910E-04
64	1.7373084E-03	-6.0019756E-04
65	1.6172315E-03	-6.0053649E-04
66	1.4971053E-03	-6.0070291E-04
67	1.3769571E-03	-6.0076714E-04
68	1.2568017E-03	-6.0078268E-04
69	1.1967174E-03	-6.0078329E-04

```
+-------------------------------------------------------------------------------------------------------------------------------+
|                   PARATIEPLUS(TM)   NLS ENGINE RELEASE  2018.0    FULL VERSION  *Build date:Nov 13, 2017*                    |
|                                                                                                                               |
|                                      NewProject.BaseDesignSection_28.A1M1R1_1183                                              |
|                                    Exe Time : 4 September 2018 18:06:11                                                       |
+-------------------------------------------------------------------------------------------------------------------------------+
New Project


S T R E S S   R E S U L T S   F O R   G R O U P   N O.   1

0_L                                                              :
ELEMENT TYPE    5 NO.OF ELEMENTS. IN THIS GROUP   69
C U R R E N T   T I M E   I S      4.0000

 HARDENING 2D SOIL ELEMENT

 ****** TOTAL STRESS FORMULATION *****

  EL *   FORCE     DISPL-Y  VERTICAL-P  HORIZON.-P     MAX-V-P     MAX-H-P           STATE   STIFFNESS Z-LEVEL      PORE
E FACTOR    UFACTOR       Peq           Su_a         Su_p     LAYER
 ------------------------------------------------------------------------------------------------------------------------------
-------------------------------------------------------------------------------------------
   1 D  4.1818E-04 -1.4498E-03  1.2558E-02  4.1818E-03  1.2558E-02  0.8563          ACTIVE   0.000       0.000       0.000
1.000       1.000      4.1818E-03   0.000       0.000     DI1_164_167_L_0
   2 D  0.2166     -1.5975E-03   3.253       1.083       3.253       13.95          ACTIVE   0.000     -0.2000       0.000
1.000       1.000       1.083       0.000       0.000     DI1_164_167_L_0
   3 D  0.4449     -1.7448E-03   6.681       2.225       6.681       28.65          ACTIVE   0.000     -0.4000       0.000
1.000       1.000       2.225       0.000       0.000     DI1_164_167_L_0
   4 D   2.989     -1.8913E-03   10.35       14.95       10.35       44.39           UL-RL   9238.     -0.6000       0.000
1.000       1.000       14.95       0.000       0.000     DI1_164_167_L_0
   5 D   4.010     -2.0366E-03   14.20       20.05       14.20       50.07           UL-RL   9238.     -0.8000       0.000
1.000       1.000       20.05       0.000       0.000     DI1_164_167_L_0
   6 D   3.890     -2.1804E-03   18.13       19.45       18.13       50.05           UL-RL   9238.      -1.000       0.000
1.000       1.000       19.45       0.000       0.000     DI1_164_167_L_0
   7 D   3.720     -2.3222E-03   22.05       18.60       22.05       49.78           UL-RL   9238.      -1.200       0.000
1.000       1.000       18.60       0.000       0.000     DI1_164_167_L_0
   8 D   3.524     -2.4616E-03   26.25       17.62       26.25       49.37           UL-RL   9238.      -1.400       0.000
1.000       1.000       17.62       0.000       0.000     DI1_164_167_L_0
   9 D   3.316     -2.5984E-03   30.77       16.58       30.77       48.90           UL-RL   9238.      -1.600       0.000
1.000       1.000       16.58       0.000       0.000     DI1_164_167_L_0
  10 D   3.106     -2.7322E-03   35.06       15.53       35.06       48.42           UL-RL   9238.      -1.800       0.000
1.000       1.000       15.53       0.000       0.000     DI1_164_167_L_0
  11 D   2.902     -2.8626E-03   39.16       14.51       39.16       47.96           UL-RL   9238.      -2.000       0.000
1.000       1.000       14.51       0.000       0.000     DI1_164_167_L_0
  12 D   2.835     -2.9894E-03   42.56       14.17       42.56       47.54          ACTIVE   0.000      -2.200       0.000
1.000       1.000       14.17       0.000       0.000     DI1_164_167_L_0
  13 D   3.095     -3.1122E-03   46.47       15.47       46.47       47.18          ACTIVE   0.000      -2.400       0.000
1.000       1.000       15.47       0.000       0.000     DI1_164_167_L_0
  14 D   3.349     -3.2308E-03   50.29       16.74       50.29       46.90          ACTIVE   0.000      -2.600       0.000
1.000       1.000       16.74       0.000       0.000     DI1_164_167_L_0
  15 D   3.598     -3.3448E-03   54.02       17.99       54.02       46.69          ACTIVE   0.000      -2.800       0.000
1.000       1.000       17.99       0.000       0.000     DI1_164_167_L_0
  16 D   3.843     -3.4539E-03   57.70       19.21       57.70       46.56          ACTIVE   0.000      -3.000       0.000
1.000       1.000       19.21       0.000       0.000     DI1_164_167_L_0
  17 D   4.084     -3.5580E-03   61.33       20.42       61.33       46.51          ACTIVE   0.000      -3.200       0.000
1.000       1.000       20.42       0.000       0.000     DI1_164_167_L_0
  18 D   4.298     -3.6567E-03   64.54       21.49       64.54       46.56          ACTIVE   0.000      -3.400       0.000
1.000       1.000       21.49       0.000       0.000     DI1_164_167_L_0
  19 D   4.536     -3.7498E-03   68.11       22.68       68.11       46.69          ACTIVE   0.000      -3.600       0.000
1.000       1.000       22.68       0.000       0.000     DI1_164_167_L_0
  20 D   4.771     -3.8371E-03   71.64       23.86       71.64       46.91          ACTIVE   0.000      -3.800       0.000
1.000       1.000       23.86       0.000       0.000     DI1_164_167_L_0
  21 D   5.005     -3.9184E-03   75.15       25.02       75.15       47.22          ACTIVE   0.000      -4.000       0.000
1.000       1.000       25.02       0.000       0.000     DI1_164_167_L_0
  22 D   5.236     -3.9934E-03   78.63       26.18       78.63       47.62          ACTIVE   0.000      -4.200       0.000
1.000       1.000       26.18       0.000       0.000     DI1_164_167_L_0
  23 D   5.448     -4.0620E-03   81.80       27.24       81.80       48.10          ACTIVE   0.000      -4.400       0.000
1.000       1.000       27.24       0.000       0.000     DI1_164_167_L_0
  24 D   5.678     -4.1241E-03   85.25       28.39       85.25       48.66          ACTIVE   0.000      -4.600       0.000
1.000       1.000       28.39       0.000       0.000     DI1_164_167_L_0
```

25 D	5.906	-4.1794E-03	88.68	29.53	88.68	49.30	ACTIVE	0.000	-4.800	0.000	
1.000	1.000	29.53	0.000	0.000	DI1_164_167_L_0						
26 D	5.217	-4.2278E-03	92.10	26.08	92.10	52.87	ACTIVE	0.000	-5.000	0.000	
1.000	1.000	26.08	0.000	0.000	DI2_165_168_L_0						
27 D	5.418	-4.2694E-03	95.51	27.09	95.51	52.73	ACTIVE	0.000	-5.200	0.000	
1.000	1.000	27.09	0.000	0.000	DI2_165_168_L_0						
28 D	5.604	-4.3038E-03	98.66	28.02	98.66	52.76	ACTIVE	0.000	-5.400	0.000	
1.000	1.000	28.02	0.000	0.000	DI2_165_168_L_0						
29 D	5.804	-4.3312E-03	102.1	29.02	102.1	52.95	ACTIVE	0.000	-5.600	0.000	
1.000	1.000	29.02	0.000	0.000	DI2_165_168_L_0						
30 D	6.003	-4.3513E-03	105.4	30.02	105.4	53.85	ACTIVE	0.000	-5.800	0.000	
1.000	1.000	30.02	0.000	0.000	DI2_165_168_L_0						
31 D	6.202	-4.3643E-03	108.8	31.01	108.8	55.32	ACTIVE	0.000	-6.000	0.000	
1.000	1.000	31.01	0.000	0.000	DI2_165_168_L_0						
32 D	6.400	-4.3700E-03	112.2	32.00	112.2	56.79	ACTIVE	0.000	-6.200	0.000	
1.000	1.000	32.00	0.000	0.000	DI2_165_168_L_0						
33 D	6.598	-4.3684E-03	115.5	32.99	115.5	58.26	ACTIVE	0.000	-6.400	0.000	
1.000	1.000	32.99	0.000	0.000	DI2_165_168_L_0						
34 D	6.784	-4.3597E-03	118.7	33.92	118.7	59.74	ACTIVE	0.000	-6.600	0.000	
1.000	1.000	33.92	0.000	0.000	DI2_165_168_L_0						
35 D	6.981	-4.3438E-03	122.0	34.91	122.0	61.22	ACTIVE	0.000	-6.800	0.000	
1.000	1.000	34.91	0.000	0.000	DI2_165_168_L_0						
36 D	7.178	-4.3208E-03	125.3	35.89	125.3	62.70	ACTIVE	0.000	-7.000	0.000	
1.000	1.000	35.89	0.000	0.000	DI2_165_168_L_0						
37 D	7.375	-4.2908E-03	128.7	36.87	128.7	64.18	ACTIVE	0.000	-7.200	0.000	
1.000	1.000	36.87	0.000	0.000	DI2_165_168_L_0						
38 D	7.571	-4.2540E-03	132.0	37.85	132.0	65.67	ACTIVE	0.000	-7.400	0.000	
1.000	1.000	37.85	0.000	0.000	DI2_165_168_L_0						
39 D	7.757	-4.2103E-03	135.2	38.79	135.2	67.16	ACTIVE	0.000	-7.600	0.000	
1.000	1.000	38.79	0.000	0.000	DI2_165_168_L_0						
40 D	7.953	-4.1601E-03	138.5	39.77	138.5	68.65	ACTIVE	0.000	-7.800	0.000	
1.000	1.000	39.77	0.000	0.000	DI2_165_168_L_0						
41 D	8.149	-4.1034E-03	141.8	40.74	141.8	70.15	ACTIVE	0.000	-8.000	0.000	
1.000	1.000	40.74	0.000	0.000	DI2_165_168_L_0						
42 D	8.344	-4.0406E-03	145.1	41.72	145.1	71.64	ACTIVE	0.000	-8.200	0.000	
1.000	1.000	41.72	0.000	0.000	DI2_165_168_L_0						
43 D	8.539	-3.9718E-03	148.4	42.70	148.4	73.14	ACTIVE	0.000	-8.400	0.000	
1.000	1.000	42.70	0.000	0.000	DI2_165_168_L_0						
44 D	8.734	-3.8973E-03	151.7	43.67	151.7	74.64	ACTIVE	0.000	-8.600	0.000	
1.000	1.000	43.67	0.000	0.000	DI2_165_168_L_0						
45 D	8.921	-3.8174E-03	154.9	44.60	154.9	76.15	ACTIVE	0.000	-8.800	0.000	
1.000	1.000	44.60	0.000	0.000	DI2_165_168_L_0						
46 D	9.115	-3.7325E-03	158.2	45.58	158.2	77.65	ACTIVE	0.000	-9.000	0.000	
1.000	1.000	45.58	0.000	0.000	DI2_165_168_L_0						
47 D	9.310	-3.6428E-03	161.5	46.55	161.5	79.16	ACTIVE	0.000	-9.200	0.000	
1.000	1.000	46.55	0.000	0.000	DI2_165_168_L_0						
48 D	9.504	-3.5488E-03	164.8	47.52	164.8	80.67	ACTIVE	0.000	-9.400	0.000	
1.000	1.000	47.52	0.000	0.000	DI2_165_168_L_0						
49 D	9.699	-3.4508E-03	168.1	48.49	168.1	82.18	ACTIVE	0.000	-9.600	0.000	
1.000	1.000	48.49	0.000	0.000	DI2_165_168_L_0						
50 D	9.885	-3.3493E-03	171.2	49.43	171.2	83.70	ACTIVE	0.000	-9.800	0.000	
1.000	1.000	49.43	0.000	0.000	DI2_165_168_L_0						
51 D	10.08	-3.2446E-03	174.5	50.40	174.5	85.21	ACTIVE	0.000	-10.00	0.000	
1.000	1.000	50.40	0.000	0.000	DI2_165_168_L_0						
52 D	10.27	-3.1372E-03	177.8	51.37	177.8	86.73	ACTIVE	0.000	-10.20	0.000	
1.000	1.000	51.37	0.000	0.000	DI2_165_168_L_0						
53 D	10.47	-3.0274E-03	181.1	52.34	181.1	88.25	ACTIVE	0.000	-10.40	0.000	
1.000	1.000	52.34	0.000	0.000	DI2_165_168_L_0						
54 D	10.66	-2.9155E-03	184.4	53.30	184.4	89.77	ACTIVE	0.000	-10.60	0.000	
1.000	1.000	53.30	0.000	0.000	DI2_165_168_L_0						
55 D	10.85	-2.8018E-03	187.7	54.27	187.7	91.30	ACTIVE	0.000	-10.80	0.000	
1.000	1.000	54.27	0.000	0.000	DI2_165_168_L_0						
56 D	11.04	-2.6867E-03	190.8	55.21	190.8	92.82	ACTIVE	0.000	-11.00	0.000	
1.000	1.000	55.21	0.000	0.000	DI2_165_168_L_0						
57 D	11.23	-2.5703E-03	194.1	56.17	194.1	94.35	ACTIVE	0.000	-11.20	0.000	
1.000	1.000	56.17	0.000	0.000	DI2_165_168_L_0						
58 D	11.43	-2.4529E-03	197.4	57.14	197.4	95.88	ACTIVE	0.000	-11.40	0.000	
1.000	1.000	57.14	0.000	0.000	DI2_165_168_L_0						
59 D	11.62	-2.3348E-03	200.7	58.11	200.7	97.41	ACTIVE	0.000	-11.60	0.000	
1.000	1.000	58.11	0.000	0.000	DI2_165_168_L_0						
60 D	11.81	-2.2160E-03	203.9	59.07	203.9	98.94	ACTIVE	0.000	-11.80	0.000	
1.000	1.000	59.07	0.000	0.000	DI2_165_168_L_0						
61 D	12.00	-2.0967E-03	207.1	60.01	207.1	100.5	ACTIVE	0.000	-12.00	0.000	
1.000	1.000	60.01	0.000	0.000	DI2_165_168_L_0						

```
  62 D   12.18     -1.9771E-03   210.2       60.91       210.2       102.0          ACTIVE   0.000      -12.20       0.000
1.000       1.000       60.91       0.000       0.000     DI2_165_168_L_0
  63 D   12.36     -1.8573E-03   213.2       61.82       213.2       103.5          ACTIVE   0.000      -12.40       0.000
1.000       1.000       61.82       0.000       0.000     DI2_165_168_L_0
  64 D   12.83     -1.7373E-03   216.3       64.15       216.3       105.1           UL-RL  2.2265E+04  -12.60       0.000
1.000       1.000       64.15       0.000       0.000     DI2_165_168_L_0
  65 D   13.73     -1.6172E-03   219.4       68.64       219.4       106.6           UL-RL  2.2265E+04  -12.80       0.000
1.000       1.000       68.64       0.000       0.000     DI2_165_168_L_0
  66 D   14.63     -1.4971E-03   222.4       73.13       222.4       108.2           UL-RL  2.2265E+04  -13.00       0.000
1.000       1.000       73.13       0.000       0.000     DI2_165_168_L_0
  67 D   15.52     -1.3770E-03   225.5       77.62       225.5       109.7           UL-RL  2.2265E+04  -13.20       0.000
1.000       1.000       77.62       0.000       0.000     DI2_165_168_L_0
  68 D   12.32     -1.2568E-03   228.6       82.11       228.6       111.2           UL-RL  2.2265E+04  -13.40       0.000
1.000       1.000       82.11       0.000       0.000     DI2_165_168_L_0
  69 D   4.218     -1.1967E-03   230.2       84.36       230.2       112.0           UL-RL  2.2265E+04  -13.50       0.000
1.000       1.000       84.36       0.000       0.000     DI2_165_168_L_0
```

```
+-----------------------------------------------------------------------------------------------------------------------+
|                  PARATIEPLUS(TM)   NLS ENGINE RELEASE  2018.0    FULL VERSION  *Build date:Nov 13, 2017*              |
|                                                                                                                       |
|                                     NewProject.BaseDesignSection_28.A1M1R1_1183                                       |
|                                 Exe Time : 4 September 2018 18:06:11                                                  |
+-----------------------------------------------------------------------------------------------------------------------+
New Project


S T R E S S   R E S U L T S   F O R   G R O U P   N O.   2

0_R                                                                  :
ELEMENT TYPE    5 NO.OF ELEMENTS. IN THIS GROUP   69
C U R R E N T   T I M E   I S     4.0000

 HARDENING 2D SOIL ELEMENT

 ****** TOTAL STRESS FORMULATION *****

 EL *   FORCE     DISPL-Y  VERTICAL-P  HORIZON.-P     MAX-V-P     MAX-H-P          STATE   STIFFNESS Z-LEVEL      PORE
E FACTOR    UFACTOR       Peq          Su_a        Su_p     LAYER
 ---------------------------------------------------------------------------------------------------------------------------
-----------------------------------------------------------------------------------------------
   1     0.000         --          --          --          --          --          REMOVED     --        0.000       0.000
1.000       1.000       0.000       0.000       0.000     not available
   2     0.000         --          --          --          --          --          REMOVED     --      -0.2000       0.000
1.000       1.000       0.000       0.000       0.000     not available
   3     0.000         --          --          --          --          --          REMOVED     --      -0.4000       0.000
1.000       1.000       0.000       0.000       0.000     not available
   4     0.000         --          --          --          --          --          REMOVED     --      -0.6000       0.000
1.000       1.000       0.000       0.000       0.000     not available
   5     0.000         --          --          --          --          --          REMOVED     --      -0.8000       0.000
1.000       1.000       0.000       0.000       0.000     not available
   6     0.000         --          --          --          --          --          REMOVED     --       -1.000       0.000
1.000       1.000       0.000       0.000       0.000     not available
   7     0.000         --          --          --          --          --          REMOVED     --       -1.200       0.000
1.000       1.000       0.000       0.000       0.000     not available
   8     0.000         --          --          --          --          --          REMOVED     --       -1.400       0.000
1.000       1.000       0.000       0.000       0.000     not available
   9     0.000         --          --          --          --          --          REMOVED     --       -1.600       0.000
1.000       1.000       0.000       0.000       0.000     not available
  10     0.000         --          --          --          --          --          REMOVED     --       -1.800       0.000
1.000       1.000       0.000       0.000       0.000     not available
  11     0.000         --          --          --          --          --          REMOVED     --       -2.000       0.000
1.000       1.000       0.000       0.000       0.000     not available
  12     0.000         --          --          --          --          --          REMOVED     --       -2.200       0.000
1.000       1.000       0.000       0.000       0.000     not available
  13     0.000         --          --          --          --          --          REMOVED     --       -2.400       0.000
1.000       1.000       0.000       0.000       0.000     not available
  14     0.000         --          --          --          --          --          REMOVED     --       -2.600       0.000
1.000       1.000       0.000       0.000       0.000     not available
  15     0.000         --          --          --          --          --          REMOVED     --       -2.800       0.000
1.000       1.000       0.000       0.000       0.000     not available
  16     0.000         --          --          --          --          --          REMOVED     --       -3.000       0.000
1.000       1.000       0.000       0.000       0.000     not available
  17     0.000         --          --          --          --          --          REMOVED     --       -3.200       0.000
1.000       1.000       0.000       0.000       0.000     not available
  18     0.000         --          --          --          --          --          REMOVED     --       -3.400       0.000
1.000       1.000       0.000       0.000       0.000     not available
  19     0.000         --          --          --          --          --          REMOVED     --       -3.600       0.000
1.000       1.000       0.000       0.000       0.000     not available
  20     0.000         --          --          --          --          --          REMOVED     --       -3.800       0.000
1.000       1.000       0.000       0.000       0.000     not available
  21     0.000         --          --          --          --          --          REMOVED     --       -4.000       0.000
1.000       1.000       0.000       0.000       0.000     not available
  22     0.000         --          --          --          --          --          REMOVED     --       -4.200       0.000
1.000       1.000       0.000       0.000       0.000     not available
  23     0.000         --          --          --          --          --          REMOVED     --       -4.400       0.000
1.000       1.000       0.000       0.000       0.000     not available
  24     0.000         --          --          --          --          --          REMOVED     --       -4.600       0.000
1.000       1.000       0.000       0.000       0.000     not available
```

25	0.000	--	--	--	--	--	REMOVED	--	-4.800	0.000		
1.000	1.000	0.000	0.000	0.000	not available							
26	0.000	--	--	--	--	--	REMOVED	--	-5.000	0.000		
1.000	1.000	0.000	0.000	0.000	not available							
27	0.000	--	--	--	--	--	REMOVED	--	-5.200	0.000		
1.000	1.000	0.000	0.000	0.000	not available							
28	0.000	--	--	--	--	--	REMOVED	--	-5.400	0.000		
1.000	1.000	0.000	0.000	0.000	not available							
29	0.000	--	--	--	--	--	REMOVED	--	-5.600	0.000		
1.000	1.000	0.000	0.000	0.000	not available							
30	0.000	--	--	--	--	--	REMOVED	--	-5.800	0.000		
1.000	1.000	0.000	0.000	0.000	not available							
31	0.000	--	--	--	--	--	REMOVED	--	-6.000	0.000		
1.000	1.000	0.000	0.000	0.000	not available							
32	0.000	--	--	--	--	--	REMOVED	--	-6.200	0.000		
1.000	1.000	0.000	0.000	0.000	not available							
33	0.000	--	--	--	--	--	REMOVED	--	-6.400	0.000		
1.000	1.000	0.000	0.000	0.000	not available							
34	0.000	--	--	--	--	--	REMOVED	--	-6.600	0.000		
1.000	1.000	0.000	0.000	0.000	not available							
35	0.000	--	--	--	--	--	REMOVED	--	-6.800	0.000		
1.000	1.000	0.000	0.000	0.000	not available							
36	0.000	--	--	--	--	--	REMOVED	--	-7.000	0.000		
1.000	1.000	0.000	0.000	0.000	not available							
37	0.000	--	--	--	--	--	REMOVED	--	-7.200	0.000		
1.000	1.000	0.000	0.000	0.000	not available							
38	0.000	--	--	--	--	--	REMOVED	--	-7.400	0.000		
1.000	1.000	0.000	0.000	0.000	not available							
39	0.000	--	--	--	--	--	REMOVED	--	-7.600	0.000		
1.000	1.000	0.000	0.000	0.000	not available							
40	0.000	--	--	--	--	--	REMOVED	--	-7.800	0.000		
1.000	1.000	0.000	0.000	0.000	not available							
41	0.000	--	--	--	--	--	REMOVED	--	-8.000	0.000		
1.000	1.000	0.000	0.000	0.000	not available							
42	0.000	--	--	--	--	--	REMOVED	--	-8.200	0.000		
1.000	1.000	0.000	0.000	0.000	not available							
43	0.000	--	--	--	--	--	REMOVED	--	-8.400	0.000		
1.000	1.000	0.000	0.000	0.000	not available							
44	0.000	--	--	--	--	--	REMOVED	--	-8.600	0.000		
1.000	1.000	0.000	0.000	0.000	not available							
45	0.000	--	--	--	--	--	REMOVED	--	-8.800	0.000		
1.000	1.000	0.000	0.000	0.000	not available							
46	0.000	--	--	--	--	--	REMOVED	--	-9.000	0.000		
1.000	1.000	0.000	0.000	0.000	not available							
47 D	4.211	3.6428E-03	3.200	21.05	147.2	79.71	PASSIVE	0.000	-9.200	0.000		
1.000	1.000	21.05	0.000	0.000	DI2_165_168_L_0							
48 D	7.513	3.5488E-03	6.400	37.57	150.4	81.13	PASSIVE	0.000	-9.400	0.000		
1.000	1.000	37.57	0.000	0.000	DI2_165_168_L_0							
49 D	10.82	3.4508E-03	9.600	54.08	153.6	82.54	PASSIVE	0.000	-9.600	0.000		
1.000	1.000	54.08	0.000	0.000	DI2_165_168_L_0							
50 D	14.12	3.3493E-03	12.80	70.59	156.8	83.94	PASSIVE	0.000	-9.800	0.000		
1.000	1.000	70.59	0.000	0.000	DI2_165_168_L_0							
51 D	17.42	3.2446E-03	16.00	87.10	160.0	87.10	PASSIVE	0.000	-10.00	0.000		
1.000	1.000	87.10	0.000	0.000	DI2_165_168_L_0							
52 D	18.73	3.1372E-03	19.20	93.64	163.2	93.64	V-C	1.2307E+04	-10.20	0.000		
1.000	1.000	93.64	0.000	0.000	DI2_165_168_L_0							
53 D	18.86	3.0274E-03	22.40	94.30	166.4	94.30	V-C	1.2307E+04	-10.40	0.000		
1.000	1.000	94.30	0.000	0.000	DI2_165_168_L_0							
54 D	18.97	2.9155E-03	25.60	94.87	169.6	94.87	V-C	1.2307E+04	-10.60	0.000		
1.000	1.000	94.87	0.000	0.000	DI2_165_168_L_0							
55 D	19.07	2.8018E-03	28.80	95.36	172.8	95.36	V-C	1.2307E+04	-10.80	0.000		
1.000	1.000	95.36	0.000	0.000	DI2_165_168_L_0							
56 D	19.16	2.6867E-03	32.00	95.79	176.0	95.79	V-C	1.2307E+04	-11.00	0.000		
1.000	1.000	95.79	0.000	0.000	DI2_165_168_L_0							
57 D	19.23	2.5703E-03	35.20	96.16	179.2	96.16	V-C	1.2307E+04	-11.20	0.000		
1.000	1.000	96.16	0.000	0.000	DI2_165_168_L_0							
58 D	19.30	2.4529E-03	38.40	96.49	182.4	96.49	V-C	1.2307E+04	-11.40	0.000		
1.000	1.000	96.49	0.000	0.000	DI2_165_168_L_0							
59 D	19.28	2.3348E-03	41.60	96.40	185.6	97.41	UL-RL	1.9691E+04	-11.60	0.000		
1.000	1.000	96.40	0.000	0.000	DI2_165_168_L_0							
60 D	19.18	2.2160E-03	44.80	95.89	188.8	98.94	UL-RL	1.9691E+04	-11.80	0.000		
1.000	1.000	95.89	0.000	0.000	DI2_165_168_L_0							
61 D	19.07	2.0967E-03	48.00	95.35	192.0	100.5	UL-RL	1.9691E+04	-12.00	0.000		
1.000	1.000	95.35	0.000	0.000	DI2_165_168_L_0							

```
   62 D   18.95      1.9771E-03   51.20       94.77       195.2       102.0          UL-RL  1.9691E+04  -12.20       0.000
1.000       1.000       94.77       0.000       0.000     DI2_165_168_L_0
   63 D   18.83      1.8573E-03   54.40       94.16       198.4       103.5          UL-RL  1.9691E+04  -12.40       0.000
1.000       1.000       94.16       0.000       0.000     DI2_165_168_L_0
   64 D   18.71      1.7373E-03   57.60       93.53       201.6       105.1          UL-RL  1.9691E+04  -12.60       0.000
1.000       1.000       93.53       0.000       0.000     DI2_165_168_L_0
   65 D   18.58      1.6172E-03   60.80       92.88       204.8       106.6          UL-RL  1.9691E+04  -12.80       0.000
1.000       1.000       92.88       0.000       0.000     DI2_165_168_L_0
   66 D   18.44      1.4971E-03   64.00       92.21       208.0       108.2          UL-RL  1.9691E+04  -13.00       0.000
1.000       1.000       92.21       0.000       0.000     DI2_165_168_L_0
   67 D   18.30      1.3770E-03   67.20       91.52       211.2       109.7          UL-RL  1.9691E+04  -13.20       0.000
1.000       1.000       91.52       0.000       0.000     DI2_165_168_L_0
   68 D   13.62      1.2568E-03   70.40       90.81       214.4       111.2          UL-RL  1.9691E+04  -13.40       0.000
1.000       1.000       90.81       0.000       0.000     DI2_165_168_L_0
   69 D   4.523      1.1967E-03   72.00       90.46       216.0       112.0          UL-RL  1.9691E+04  -13.50       0.000
1.000       1.000       90.46       0.000       0.000     DI2_165_168_L_0
```

```
+-----------------------------------------------------------------------------------------------------------------------+
|                  PARATIEPLUS(TM)   NLS ENGINE RELEASE  2018.0    FULL VERSION  *Build date:Nov 13, 2017*              |
|                                                                                                                       |
|                                    NewProject.BaseDesignSection_28.A1M1R1_1183                                         |
|                                 Exe Time : 4 September 2018 18:06:11                                                  |
+-----------------------------------------------------------------------------------------------------------------------+
New Project


S T R E S S   R E S U L T S   F O R   G R O U P   N O.   3

WallElement_33                                                  :
ELEMENT TYPE    2 NO.OF ELEMENTS. IN THIS GROUP   68
C U R R E N T   T I M E   I S     4.0000

 WALL2D ELEMENT

   EL      TA          TB          MA          MB
-----------------------------------------------------
    1 -123.22      123.22     3.53726E-11 -24.645
    2 -123.01      123.01      24.645     -49.246
    3 -122.56      122.56      49.246     -73.759
    4 -119.57      119.57      73.759     -97.673
    5 -115.56      115.56      97.673     -120.79
    6 -111.67      111.67      120.79     -143.12
    7 -107.95      107.95      143.12     -164.71
    8 -104.43      104.43      164.71     -185.60
    9 -101.11      101.11      185.60     -205.82
   10 -98.007      98.007      205.82     -225.42
   11 -95.105      95.105      225.42     -244.44
   12 -92.270      92.270      244.44     -262.90
   13 -89.175      89.175      262.90     -280.73
   14 -85.826      85.826      280.73     -297.90
   15 -82.228      82.228      297.90     -314.34
   16 -78.385      78.385      314.34     -330.02
   17 -74.301      74.301      330.02     -344.88
   18 -70.002      70.002      344.88     -358.88
   19 -65.466      65.466      358.88     -371.97
   20 -60.695      60.695      371.97     -384.11
   21 -55.690      55.690      384.11     -395.25
   22 -50.454      50.454      395.25     -405.34
   23 -45.006      45.006      405.34     -414.34
   24 -39.329      39.329      414.34     -422.21
   25 -33.422      33.422      422.21     -428.89
   26 -28.205      28.205      428.89     -434.53
   27 -22.788      22.788      434.53     -439.09
   28 -17.184      17.184      439.09     -442.53
   29 -11.380      11.380      442.53     -444.80
   30 -5.3767      5.3767      444.80     -445.88
   31 0.82526    -0.82526      445.88     -445.71
   32  7.2254     -7.2254      445.71     -444.27
   33  13.823     -13.823      444.27     -441.50
   34  20.607     -20.607      441.50     -437.38
   35  27.589     -27.589      437.38     -431.87
   36  34.767     -34.767      431.87     -424.91
   37  42.142     -42.142      424.91     -416.48
   38  49.713     -49.713      416.48     -406.54
   39  57.470     -57.470      406.54     -395.05
   40  65.423     -65.423      395.05     -381.96
   41  73.571     -73.571      381.96     -367.25
   42  81.916     -81.916      367.25     -350.87
   43  90.455     -90.455      350.87     -332.77
   44  99.189     -99.189      332.77     -312.94
   45  108.11     -108.11      312.94     -291.31
   46  117.23     -117.23      291.31     -267.87
   47  122.32     -122.32      267.87     -243.40
   48  124.32     -124.32      243.40     -218.54
   49  123.20     -123.20      218.54     -193.90
   50  118.97     -118.97      193.90     -170.11
   51  111.62     -111.62      170.11     -147.78
   52  103.17     -103.17      147.78     -127.15
```

53	94.776	-94.776	127.15	-108.20
54	86.462	-86.462	108.20	-90.903
55	78.244	-78.244	90.903	-75.254
56	70.128	-70.128	75.254	-61.228
57	62.131	-62.131	61.228	-48.802
58	54.262	-54.262	48.802	-37.950
59	46.604	-46.604	37.950	-28.629
60	39.240	-39.240	28.629	-20.781
61	32.171	-32.171	20.781	-14.347
62	25.398	-25.398	14.347	-9.2674
63	18.928	-18.928	9.2674	-5.4817
64	13.052	-13.052	5.4817	-2.8713
65	8.2046	-8.2046	2.8713	-1.2304
66	4.3893	-4.3893	1.2304	-0.35249
67	1.6100	-1.6100	0.35249	-3.04897E-02
68	0.30487	-0.30487	3.04897E-02	-7.12763E-11

```
+-------------------------------------------------------------------------------------------------------------------------------+
|                   PARATIEPLUS(TM)   NLS ENGINE RELEASE  2018.0    FULL VERSION  *Build date:Nov 13, 2017*                    |
|                                                                                                                               |
|                                     NewProject.BaseDesignSection_28.A1M1R1_1183                                               |
|                                  Exe Time : 4 September 2018 18:06:11                                                         |
+-------------------------------------------------------------------------------------------------------------------------------+
New Project


S T R E S S    R E S U L T S    F O R    G R O U P    N O.    4

Tieback_175                                                  :
ELEMENT TYPE    6 NO.OF ELEMENTS. IN THIS GROUP    1
C U R R E N T    T I M E    I S      4.0000

 POST-TENSION 2D-BOUNDARY ELEMENT

         EL    FORCE          d0          EDISPL     pl. eps          K     -ve limit   +ve limit
-----------------------------------------------------------------------------------------------------
 ANCHOR    1   142.29     -1.47166E-03  1.12471E-03   0.0000       1458.7       0.0000       0.0000     ELASTIC  ORIGINAL
YOUNG MODULUS

 ITER     0 RNORM = 0.000     RMNORM= 0.000
            RINORM=0.8216E+06 RIMNOR=0.1147E+08
            RENORM= 20.63     REMNOR=0.6141E-18 RATIO =0.5011E-02 TOLER =0.1000E-03  NOT CONVERGED
            RFMAX = 124.3     RMMAX = 445.9
            RTSMAL=0.1000E-02 RMSMAL=0.1000E-02
            RDT   =0.8216E+06 RDR   =0.1147E+08
            RATIOT=0.5011E-02 RATIOR= 0.000
            MAX UN=0.3147E-08 IEQ=    69 NODE     35 DOF   1  Y-DISPL.F
            MIN UN=-1.890     IEQ=    93 NODE     47 DOF   1  Y-DISPL.F
            NO. OF CONTACT CONSTRAINT VIOLATIONS     0


 ITER     2 RNORM = 0.000     RMNORM= 0.000
            RINORM=0.8216E+06 RIMNOR=0.1147E+08
            RENORM=0.4615E-02 REMNOR=0.5438E-18 RATIO =0.7495E-04 TOLER =0.1000E-03      CONVERGED !
            RFMAX = 124.3     RMMAX = 445.9
            RTSMAL=0.1000E-02 RMSMAL=0.1000E-02
            RDT   =0.8216E+06 RDR   =0.1147E+08
            RATIOT=0.7495E-04 RATIOR= 0.000
            MAX UN=0.6268E-02 IEQ=    35 NODE     18 DOF   1  Y-DISPL.F
            MIN UN=-.6762E-01 IEQ=    87 NODE     44 DOF   1  Y-DISPL.F
            NO. OF CONTACT CONSTRAINT VIOLATIONS     0
```

```
+-------------------------------------------------------------------------------------------------------------------------+
|                   PARATIEPLUS(TM)   NLS ENGINE RELEASE  2018.0    FULL VERSION  *Build date:Nov 13, 2017*               |
|                                                                                                                         |
|                                      NewProject.BaseDesignSection_28.A1M1R1_1183                                        |
|                                   Exe Time : 4 September 2018 18:06:11                                                  |
+-------------------------------------------------------------------------------------------------------------------------+
New Project
SOLUTION REACHED USING     2 ITERATIONS ON   40

P R I N T   O U T   F O R   T I M E   S T E P    5     ( AT TIME   5.000     )

PRINT OUT OF ACTIVE COMPONENTS (FIXED NODES ARE NOT PRINTED OUT)

          Y-DISPL.F        X-ROT. F
            (02)             (04)           (
    1   1.4909451E-03   7.2793310E-04
    2   1.6364651E-03   7.2693275E-04
    3   1.7815850E-03   7.2393347E-04
    4   1.9259056E-03   7.1894062E-04
    5   2.0690301E-03   7.1198155E-04
    6   2.2105708E-03   7.0311207E-04
    7   2.3501518E-03   6.9239533E-04
    8   2.4874099E-03   6.7989223E-04
    9   2.6219935E-03   6.6566073E-04
   10   2.7535626E-03   6.4975562E-04
   11   2.8817876E-03   6.3222833E-04
   12   3.0063490E-03   6.1312701E-04
   13   3.1269365E-03   5.9249794E-04
   14   3.2432495E-03   5.7038924E-04
   15   3.3549971E-03   5.4685319E-04
   16   3.4618994E-03   5.2194619E-04
   17   3.5636887E-03   4.9572847E-04
   18   3.6601082E-03   4.6826462E-04
   19   3.7509160E-03   4.3962250E-04
   20   3.8358834E-03   4.0987374E-04
   21   3.9147964E-03   3.7909401E-04
   22   3.9874572E-03   3.4736242E-04
   23   4.0536834E-03   3.1476237E-04
   24   4.1133100E-03   2.8138078E-04
   25   4.1661897E-03   2.4730822E-04
   26   4.2121935E-03   2.1263906E-04
   27   4.2512114E-03   1.7746449E-04
   28   4.2831513E-03   1.4187170E-04
   29   4.3079383E-03   1.0595170E-04
   30   4.3255164E-03   6.9798654E-05
   31   4.3358487E-03   3.3510145E-05
   32   4.3389182E-03  -2.8126365E-06
   33   4.3347283E-03  -3.9065638E-05
   34   4.3233038E-03  -7.5140857E-05
   35   4.3046912E-03  -1.1092716E-04
   36   4.2789598E-03  -1.4631012E-04
   37   4.2462021E-03  -1.8117172E-04
   38   4.2065341E-03  -2.1539109E-04
   39   4.1600968E-03  -2.4884343E-04
   40   4.1070564E-03  -2.8140084E-04
   41   4.0476049E-03  -3.1293209E-04
   42   3.9819609E-03  -3.4330258E-04
   43   3.9103704E-03  -3.7237432E-04
   44   3.8331072E-03  -4.0000598E-04
   45   3.7504741E-03  -4.2605215E-04
   46   3.6628022E-03  -4.5036651E-04
   47   3.5704527E-03  -4.7280407E-04
   48   3.4738125E-03  -4.9326209E-04
   49   3.3732824E-03  -5.1170139E-04
   50   3.2692666E-03  -5.2812854E-04
   51   3.1621620E-03  -5.4259790E-04
   52   3.0523486E-03  -5.5520954E-04
   53   2.9401963E-03  -5.6609263E-04
   54   2.8260230E-03  -5.7538714E-04
   55   2.7101383E-03  -5.8322960E-04
   56   2.5928190E-03  -5.8975539E-04
```

57	2.4743150E-03	-5.9509801E-04
58	2.3548499E-03	-5.9938888E-04
59	2.2346210E-03	-6.0275716E-04
60	2.1138001E-03	-6.0532904E-04
61	1.9925343E-03	-6.0722631E-04
62	1.8709468E-03	-6.0856542E-04
63	1.7491380E-03	-6.0945739E-04
64	1.6271866E-03	-6.1000786E-04
65	1.5051511E-03	-6.1031472E-04
66	1.3830713E-03	-6.1046223E-04
67	1.2609723E-03	-6.1051746E-04
68	1.1388672E-03	-6.1053027E-04
69	1.0778080E-03	-6.1053075E-04

```
+-------------------------------------------------------------------------------------------------------------------------------+
|                   PARATIEPLUS(TM)   NLS ENGINE RELEASE  2018.0    FULL VERSION  *Build date:Nov 13, 2017*                    |
|                                                                                                                               |
|                                    NewProject.BaseDesignSection_28.A1M1R1_1183                                                |
|                                  Exe Time : 4 September 2018 18:06:11                                                         |
+-------------------------------------------------------------------------------------------------------------------------------+
New Project


S T R E S S   R E S U L T S   F O R   G R O U P   N O.   1

0_L                                                              :
ELEMENT TYPE    5 NO.OF ELEMENTS. IN THIS GROUP   69
C U R R E N T   T I M E   I S      5.0000

 HARDENING 2D SOIL ELEMENT

 ****** TOTAL STRESS FORMULATION *****

  EL *   FORCE     DISPL-Y  VERTICAL-P  HORIZON.-P     MAX-V-P     MAX-H-P           STATE   STIFFNESS Z-LEVEL      PORE
E FACTOR    UFACTOR       Peq           Su_a         Su_p     LAYER
 ------------------------------------------------------------------------------------------------------------------------------
-------------------------------------------------------------------------------------------
   1 D  4.1818E-04 -1.4909E-03  1.2558E-02  4.1818E-03  1.2558E-02  0.8563          ACTIVE   0.000       0.000       0.000
1.000       1.000      4.1818E-03   0.000       0.000     DI1_164_167_L_0
   2 D  0.2166     -1.6365E-03   3.253       1.083       3.253       13.95          ACTIVE   0.000     -0.2000       0.000
1.000       1.000       1.083       0.000       0.000     DI1_164_167_L_0
   3 D  0.4449     -1.7816E-03   6.681       2.225       6.681       28.65          ACTIVE   0.000     -0.4000       0.000
1.000       1.000       2.225       0.000       0.000     DI1_164_167_L_0
   4 D   2.925     -1.9259E-03   10.35       14.63       10.35       44.39           UL-RL   9238.     -0.6000       0.000
1.000       1.000       14.63       0.000       0.000     DI1_164_167_L_0
   5 D   3.950     -2.0690E-03   14.20       19.75       14.20       50.07           UL-RL   9238.     -0.8000       0.000
1.000       1.000       19.75       0.000       0.000     DI1_164_167_L_0
   6 D   3.834     -2.2106E-03   18.13       19.17       18.13       50.05           UL-RL   9238.      -1.000       0.000
1.000       1.000       19.17       0.000       0.000     DI1_164_167_L_0
   7 D   3.669     -2.3502E-03   22.05       18.34       22.05       49.78           UL-RL   9238.      -1.200       0.000
1.000       1.000       18.34       0.000       0.000     DI1_164_167_L_0
   8 D   3.476     -2.4874E-03   26.25       17.38       26.25       49.37           UL-RL   9238.      -1.400       0.000
1.000       1.000       17.38       0.000       0.000     DI1_164_167_L_0
   9 D   3.272     -2.6220E-03   30.77       16.36       30.77       48.90           UL-RL   9238.      -1.600       0.000
1.000       1.000       16.36       0.000       0.000     DI1_164_167_L_0
  10 D   3.067     -2.7536E-03   35.06       15.33       35.06       48.42           UL-RL   9238.      -1.800       0.000
1.000       1.000       15.33       0.000       0.000     DI1_164_167_L_0
  11 D   2.867     -2.8818E-03   39.16       14.33       39.16       47.96           UL-RL   9238.      -2.000       0.000
1.000       1.000       14.33       0.000       0.000     DI1_164_167_L_0
  12 D   2.835     -3.0063E-03   42.56       14.17       42.56       47.54          ACTIVE   0.000      -2.200       0.000
1.000       1.000       14.17       0.000       0.000     DI1_164_167_L_0
  13 D   3.095     -3.1269E-03   46.47       15.47       46.47       47.18          ACTIVE   0.000      -2.400       0.000
1.000       1.000       15.47       0.000       0.000     DI1_164_167_L_0
  14 D   3.349     -3.2432E-03   50.29       16.74       50.29       46.90          ACTIVE   0.000      -2.600       0.000
1.000       1.000       16.74       0.000       0.000     DI1_164_167_L_0
  15 D   3.598     -3.3550E-03   54.02       17.99       54.02       46.69          ACTIVE   0.000      -2.800       0.000
1.000       1.000       17.99       0.000       0.000     DI1_164_167_L_0
  16 D   3.843     -3.4619E-03   57.70       19.21       57.70       46.56          ACTIVE   0.000      -3.000       0.000
1.000       1.000       19.21       0.000       0.000     DI1_164_167_L_0
  17 D   4.084     -3.5637E-03   61.33       20.42       61.33       46.51          ACTIVE   0.000      -3.200       0.000
1.000       1.000       20.42       0.000       0.000     DI1_164_167_L_0
  18 D   4.298     -3.6601E-03   64.54       21.49       64.54       46.56          ACTIVE   0.000      -3.400       0.000
1.000       1.000       21.49       0.000       0.000     DI1_164_167_L_0
  19 D   4.536     -3.7509E-03   68.11       22.68       68.11       46.69          ACTIVE   0.000      -3.600       0.000
1.000       1.000       22.68       0.000       0.000     DI1_164_167_L_0
  20 D   4.774     -3.8359E-03   71.64       23.87       71.64       46.91           UL-RL   9238.      -3.800       0.000
1.000       1.000       23.87       0.000       0.000     DI1_164_167_L_0
  21 D   5.011     -3.9148E-03   75.15       25.06       75.15       47.22           UL-RL   9238.      -4.000       0.000
1.000       1.000       25.06       0.000       0.000     DI1_164_167_L_0
  22 D   5.247     -3.9875E-03   78.63       26.24       78.63       47.62           UL-RL   9238.      -4.200       0.000
1.000       1.000       26.24       0.000       0.000     DI1_164_167_L_0
  23 D   5.463     -4.0537E-03   81.80       27.32       81.80       48.10           UL-RL   9238.      -4.400       0.000
1.000       1.000       27.32       0.000       0.000     DI1_164_167_L_0
  24 D   5.698     -4.1133E-03   85.25       28.49       85.25       48.66           UL-RL   9238.      -4.600       0.000
1.000       1.000       28.49       0.000       0.000     DI1_164_167_L_0
```

```
  25 D   5.931     -4.1662E-03   88.68       29.65       88.68       49.30          UL-RL   9238.      -4.800       0.000
1.000       1.000       29.65       0.000       0.000     DI1_164_167_L_0
  26 D   5.286     -4.2122E-03   92.10       26.43       92.10       52.87          UL-RL  2.2265E+04  -5.000       0.000
1.000       1.000       26.43       0.000       0.000     DI2_165_168_L_0
  27 D   5.498     -4.2512E-03   95.51       27.49       95.51       52.73          UL-RL  2.2265E+04  -5.200       0.000
1.000       1.000       27.49       0.000       0.000     DI2_165_168_L_0
  28 D   5.696     -4.2832E-03   98.66       28.48       98.66       52.76          UL-RL  2.2265E+04  -5.400       0.000
1.000       1.000       28.48       0.000       0.000     DI2_165_168_L_0
  29 D   5.907     -4.3079E-03   102.1       29.54       102.1       52.95          UL-RL  2.2265E+04  -5.600       0.000
1.000       1.000       29.54       0.000       0.000     DI2_165_168_L_0
  30 D   6.118     -4.3255E-03   105.4       30.59       105.4       53.85          UL-RL  2.2265E+04  -5.800       0.000
1.000       1.000       30.59       0.000       0.000     DI2_165_168_L_0
  31 D   6.328     -4.3358E-03   108.8       31.64       108.8       55.32          UL-RL  2.2265E+04  -6.000       0.000
1.000       1.000       31.64       0.000       0.000     DI2_165_168_L_0
  32 D   6.538     -4.3389E-03   112.2       32.69       112.2       56.79          UL-RL  2.2265E+04  -6.200       0.000
1.000       1.000       32.69       0.000       0.000     DI2_165_168_L_0
  33 D   6.748     -4.3347E-03   115.5       33.74       115.5       58.26          UL-RL  2.2265E+04  -6.400       0.000
1.000       1.000       33.74       0.000       0.000     DI2_165_168_L_0
  34 D   6.946     -4.3233E-03   118.7       34.73       118.7       59.74          UL-RL  2.2265E+04  -6.600       0.000
1.000       1.000       34.73       0.000       0.000     DI2_165_168_L_0
  35 D   7.156     -4.3047E-03   122.0       35.78       122.0       61.22          UL-RL  2.2265E+04  -6.800       0.000
1.000       1.000       35.78       0.000       0.000     DI2_165_168_L_0
  36 D   7.365     -4.2790E-03   125.3       36.82       125.3       62.70          UL-RL  2.2265E+04  -7.000       0.000
1.000       1.000       36.82       0.000       0.000     DI2_165_168_L_0
  37 D   7.573     -4.2462E-03   128.7       37.87       128.7       64.18          UL-RL  2.2265E+04  -7.200       0.000
1.000       1.000       37.87       0.000       0.000     DI2_165_168_L_0
  38 D   7.782     -4.2065E-03   132.0       38.91       132.0       65.67          UL-RL  2.2265E+04  -7.400       0.000
1.000       1.000       38.91       0.000       0.000     DI2_165_168_L_0
  39 D   7.981     -4.1601E-03   135.2       39.90       135.2       67.16          UL-RL  2.2265E+04  -7.600       0.000
1.000       1.000       39.90       0.000       0.000     DI2_165_168_L_0
  40 D   8.189     -4.1071E-03   138.5       40.95       138.5       68.65          UL-RL  2.2265E+04  -7.800       0.000
1.000       1.000       40.95       0.000       0.000     DI2_165_168_L_0
  41 D   8.397     -4.0476E-03   141.8       41.99       141.8       70.15          UL-RL  2.2265E+04  -8.000       0.000
1.000       1.000       41.99       0.000       0.000     DI2_165_168_L_0
  42 D   8.605     -3.9820E-03   145.1       43.03       145.1       71.64          UL-RL  2.2265E+04  -8.200       0.000
1.000       1.000       43.03       0.000       0.000     DI2_165_168_L_0
  43 D   8.813     -3.9104E-03   148.4       44.06       148.4       73.14          UL-RL  2.2265E+04  -8.400       0.000
1.000       1.000       44.06       0.000       0.000     DI2_165_168_L_0
  44 D   9.020     -3.8331E-03   151.7       45.10       151.7       74.64          UL-RL  2.2265E+04  -8.600       0.000
1.000       1.000       45.10       0.000       0.000     DI2_165_168_L_0
  45 D   9.219     -3.7505E-03   154.9       46.09       154.9       76.15          UL-RL  2.2265E+04  -8.800       0.000
1.000       1.000       46.09       0.000       0.000     DI2_165_168_L_0
  46 D   9.426     -3.6628E-03   158.2       47.13       158.2       77.65          UL-RL  2.2265E+04  -9.000       0.000
1.000       1.000       47.13       0.000       0.000     DI2_165_168_L_0
  47 D   9.632     -3.5705E-03   161.5       48.16       161.5       79.16          UL-RL  2.2265E+04  -9.200       0.000
1.000       1.000       48.16       0.000       0.000     DI2_165_168_L_0
  48 D   9.838     -3.4738E-03   164.8       49.19       164.8       80.67          UL-RL  2.2265E+04  -9.400       0.000
1.000       1.000       49.19       0.000       0.000     DI2_165_168_L_0
  49 D   10.04     -3.3733E-03   168.1       50.22       168.1       82.18          UL-RL  2.2265E+04  -9.600       0.000
1.000       1.000       50.22       0.000       0.000     DI2_165_168_L_0
  50 D   10.24     -3.2693E-03   171.2       51.21       171.2       83.70          UL-RL  2.2265E+04  -9.800       0.000
1.000       1.000       51.21       0.000       0.000     DI2_165_168_L_0
  51 D   10.45     -3.1622E-03   174.5       52.23       174.5       85.21          UL-RL  2.2265E+04  -10.00       0.000
1.000       1.000       52.23       0.000       0.000     DI2_165_168_L_0
  52 D   10.65     -3.0523E-03   177.8       53.26       177.8       86.73          UL-RL  2.2265E+04  -10.20       0.000
1.000       1.000       53.26       0.000       0.000     DI2_165_168_L_0
  53 D   10.86     -2.9402E-03   181.1       54.28       181.1       88.25          UL-RL  2.2265E+04  -10.40       0.000
1.000       1.000       54.28       0.000       0.000     DI2_165_168_L_0
  54 D   11.06     -2.8260E-03   184.4       55.30       184.4       89.77          UL-RL  2.2265E+04  -10.60       0.000
1.000       1.000       55.30       0.000       0.000     DI2_165_168_L_0
  55 D   11.26     -2.7101E-03   187.7       56.31       187.7       91.30          UL-RL  2.2265E+04  -10.80       0.000
1.000       1.000       56.31       0.000       0.000     DI2_165_168_L_0
  56 D   11.46     -2.5928E-03   190.8       57.29       190.8       92.82          UL-RL  2.2265E+04  -11.00       0.000
1.000       1.000       57.29       0.000       0.000     DI2_165_168_L_0
  57 D   11.66     -2.4743E-03   194.1       58.31       194.1       94.35          UL-RL  2.2265E+04  -11.20       0.000
1.000       1.000       58.31       0.000       0.000     DI2_165_168_L_0
  58 D   11.86     -2.3548E-03   197.4       59.32       197.4       95.88          UL-RL  2.2265E+04  -11.40       0.000
1.000       1.000       59.32       0.000       0.000     DI2_165_168_L_0
  59 D   12.07     -2.2346E-03   200.7       60.34       200.7       97.41          UL-RL  2.2265E+04  -11.60       0.000
1.000       1.000       60.34       0.000       0.000     DI2_165_168_L_0
  60 D   12.27     -2.1138E-03   203.9       61.35       203.9       98.94          UL-RL  2.2265E+04  -11.80       0.000
1.000       1.000       61.35       0.000       0.000     DI2_165_168_L_0
  61 D   12.47     -1.9925E-03   207.1       62.33       207.1       100.5          UL-RL  2.2265E+04  -12.00       0.000
1.000       1.000       62.33       0.000       0.000     DI2_165_168_L_0
```

```
  62 D   12.65     -1.8709E-03   210.2       63.27       210.2       102.0          UL-RL  2.2265E+04  -12.20       0.000
1.000       1.000       63.27       0.000       0.000     DI2_165_168_L_0
  63 D   12.84     -1.7491E-03   213.2       64.22       213.2       103.5          UL-RL  2.2265E+04  -12.40       0.000
1.000       1.000       64.22       0.000       0.000     DI2_165_168_L_0
  64 D   13.32     -1.6272E-03   216.3       66.60       216.3       105.1          UL-RL  2.2265E+04  -12.60       0.000
1.000       1.000       66.60       0.000       0.000     DI2_165_168_L_0
  65 D   14.23     -1.5052E-03   219.4       71.14       219.4       106.6          UL-RL  2.2265E+04  -12.80       0.000
1.000       1.000       71.14       0.000       0.000     DI2_165_168_L_0
  66 D   15.13     -1.3831E-03   222.4       75.67       222.4       108.2          UL-RL  2.2265E+04  -13.00       0.000
1.000       1.000       75.67       0.000       0.000     DI2_165_168_L_0
  67 D   16.04     -1.2610E-03   225.5       80.20       225.5       109.7          UL-RL  2.2265E+04  -13.20       0.000
1.000       1.000       80.20       0.000       0.000     DI2_165_168_L_0
  68 D   12.71     -1.1389E-03   228.6       84.74       228.6       111.2          UL-RL  2.2265E+04  -13.40       0.000
1.000       1.000       84.74       0.000       0.000     DI2_165_168_L_0
  69 D   4.350     -1.0778E-03   230.2       87.01       230.2       112.0          UL-RL  2.2265E+04  -13.50       0.000
1.000       1.000       87.01       0.000       0.000     DI2_165_168_L_0
```

```
+-----------------------------------------------------------------------------------------------------------------------+
|                  PARATIEPLUS(TM)   NLS ENGINE RELEASE  2018.0    FULL VERSION  *Build date:Nov 13, 2017*              |
|                                                                                                                       |
|                                     NewProject.BaseDesignSection_28.A1M1R1_1183                                       |
|                                 Exe Time : 4 September 2018 18:06:11                                                  |
+-----------------------------------------------------------------------------------------------------------------------+
New Project


S T R E S S   R E S U L T S   F O R   G R O U P   N O.   2

0_R                                                                  :
ELEMENT TYPE    5 NO.OF ELEMENTS. IN THIS GROUP   69
C U R R E N T   T I M E   I S     5.0000

 HARDENING 2D SOIL ELEMENT

 ****** TOTAL STRESS FORMULATION *****

 EL *   FORCE     DISPL-Y  VERTICAL-P  HORIZON.-P     MAX-V-P     MAX-H-P          STATE   STIFFNESS Z-LEVEL      PORE
E FACTOR    UFACTOR       Peq          Su_a        Su_p     LAYER
 ---------------------------------------------------------------------------------------------------------------------------
-----------------------------------------------------------------------------------------------
   1     0.000         --          --          --          --          --          REMOVED     --        0.000       0.000
1.000       1.000       0.000       0.000       0.000     not available
   2     0.000         --          --          --          --          --          REMOVED     --      -0.2000       0.000
1.000       1.000       0.000       0.000       0.000     not available
   3     0.000         --          --          --          --          --          REMOVED     --      -0.4000       0.000
1.000       1.000       0.000       0.000       0.000     not available
   4     0.000         --          --          --          --          --          REMOVED     --      -0.6000       0.000
1.000       1.000       0.000       0.000       0.000     not available
   5     0.000         --          --          --          --          --          REMOVED     --      -0.8000       0.000
1.000       1.000       0.000       0.000       0.000     not available
   6     0.000         --          --          --          --          --          REMOVED     --       -1.000       0.000
1.000       1.000       0.000       0.000       0.000     not available
   7     0.000         --          --          --          --          --          REMOVED     --       -1.200       0.000
1.000       1.000       0.000       0.000       0.000     not available
   8     0.000         --          --          --          --          --          REMOVED     --       -1.400       0.000
1.000       1.000       0.000       0.000       0.000     not available
   9     0.000         --          --          --          --          --          REMOVED     --       -1.600       0.000
1.000       1.000       0.000       0.000       0.000     not available
  10     0.000         --          --          --          --          --          REMOVED     --       -1.800       0.000
1.000       1.000       0.000       0.000       0.000     not available
  11     0.000         --          --          --          --          --          REMOVED     --       -2.000       0.000
1.000       1.000       0.000       0.000       0.000     not available
  12     0.000         --          --          --          --          --          REMOVED     --       -2.200       0.000
1.000       1.000       0.000       0.000       0.000     not available
  13     0.000         --          --          --          --          --          REMOVED     --       -2.400       0.000
1.000       1.000       0.000       0.000       0.000     not available
  14     0.000         --          --          --          --          --          REMOVED     --       -2.600       0.000
1.000       1.000       0.000       0.000       0.000     not available
  15     0.000         --          --          --          --          --          REMOVED     --       -2.800       0.000
1.000       1.000       0.000       0.000       0.000     not available
  16     0.000         --          --          --          --          --          REMOVED     --       -3.000       0.000
1.000       1.000       0.000       0.000       0.000     not available
  17     0.000         --          --          --          --          --          REMOVED     --       -3.200       0.000
1.000       1.000       0.000       0.000       0.000     not available
  18     0.000         --          --          --          --          --          REMOVED     --       -3.400       0.000
1.000       1.000       0.000       0.000       0.000     not available
  19     0.000         --          --          --          --          --          REMOVED     --       -3.600       0.000
1.000       1.000       0.000       0.000       0.000     not available
  20     0.000         --          --          --          --          --          REMOVED     --       -3.800       0.000
1.000       1.000       0.000       0.000       0.000     not available
  21     0.000         --          --          --          --          --          REMOVED     --       -4.000       0.000
1.000       1.000       0.000       0.000       0.000     not available
  22     0.000         --          --          --          --          --          REMOVED     --       -4.200       0.000
1.000       1.000       0.000       0.000       0.000     not available
  23     0.000         --          --          --          --          --          REMOVED     --       -4.400       0.000
1.000       1.000       0.000       0.000       0.000     not available
  24     0.000         --          --          --          --          --          REMOVED     --       -4.600       0.000
1.000       1.000       0.000       0.000       0.000     not available
```

25	0.000	--	--	--	--	--	REMOVED	--	-4.800	0.000		
1.000	1.000	0.000	0.000	0.000	not available							
26	0.000	--	--	--	--	--	REMOVED	--	-5.000	0.000		
1.000	1.000	0.000	0.000	0.000	not available							
27	0.000	--	--	--	--	--	REMOVED	--	-5.200	0.000		
1.000	1.000	0.000	0.000	0.000	not available							
28	0.000	--	--	--	--	--	REMOVED	--	-5.400	0.000		
1.000	1.000	0.000	0.000	0.000	not available							
29	0.000	--	--	--	--	--	REMOVED	--	-5.600	0.000		
1.000	1.000	0.000	0.000	0.000	not available							
30	0.000	--	--	--	--	--	REMOVED	--	-5.800	0.000		
1.000	1.000	0.000	0.000	0.000	not available							
31	0.000	--	--	--	--	--	REMOVED	--	-6.000	0.000		
1.000	1.000	0.000	0.000	0.000	not available							
32	0.000	--	--	--	--	--	REMOVED	--	-6.200	0.000		
1.000	1.000	0.000	0.000	0.000	not available							
33	0.000	--	--	--	--	--	REMOVED	--	-6.400	0.000		
1.000	1.000	0.000	0.000	0.000	not available							
34	0.000	--	--	--	--	--	REMOVED	--	-6.600	0.000		
1.000	1.000	0.000	0.000	0.000	not available							
35	0.000	--	--	--	--	--	REMOVED	--	-6.800	0.000		
1.000	1.000	0.000	0.000	0.000	not available							
36	0.000	--	--	--	--	--	REMOVED	--	-7.000	0.000		
1.000	1.000	0.000	0.000	0.000	not available							
37	0.000	--	--	--	--	--	REMOVED	--	-7.200	0.000		
1.000	1.000	0.000	0.000	0.000	not available							
38	0.000	--	--	--	--	--	REMOVED	--	-7.400	0.000		
1.000	1.000	0.000	0.000	0.000	not available							
39	0.000	--	--	--	--	--	REMOVED	--	-7.600	0.000		
1.000	1.000	0.000	0.000	0.000	not available							
40	0.000	--	--	--	--	--	REMOVED	--	-7.800	0.000		
1.000	1.000	0.000	0.000	0.000	not available							
41	0.000	--	--	--	--	--	REMOVED	--	-8.000	0.000		
1.000	1.000	0.000	0.000	0.000	not available							
42	0.000	--	--	--	--	--	REMOVED	--	-8.200	0.000		
1.000	1.000	0.000	0.000	0.000	not available							
43	0.000	--	--	--	--	--	REMOVED	--	-8.400	0.000		
1.000	1.000	0.000	0.000	0.000	not available							
44 D	0.000	3.8331E-03	1.600	0.000	1.600	0.8000	ACTIVE	0.000	-8.600	0.000		
1.000	1.000	0.000	0.000	0.000	DI2_165_168_L_0							
45 D	0.2426	3.7505E-03	4.800	1.213	4.800	2.400	UL-RL	1.7722E+04	-8.800	0.000		
1.000	1.000	1.213	0.000	0.000	DI2_165_168_L_0							
46 D	0.5530	3.6628E-03	8.000	2.765	8.000	4.000	UL-RL	1.7722E+04	-9.000	0.000		
1.000	1.000	2.765	0.000	0.000	DI2_165_168_L_0							
47 D	5.844	3.5705E-03	11.20	29.22	147.2	79.71	UL-RL	1.7722E+04	-9.200	0.000		
1.000	1.000	29.22	0.000	0.000	DI2_165_168_L_0							
48 D	8.799	3.4738E-03	14.40	43.99	150.4	81.13	UL-RL	1.7722E+04	-9.400	0.000		
1.000	1.000	43.99	0.000	0.000	DI2_165_168_L_0							
49 D	11.90	3.3733E-03	17.60	59.50	153.6	82.54	UL-RL	1.7722E+04	-9.600	0.000		
1.000	1.000	59.50	0.000	0.000	DI2_165_168_L_0							
50 D	15.07	3.2693E-03	20.80	75.33	156.8	83.94	UL-RL	1.7722E+04	-9.800	0.000		
1.000	1.000	75.33	0.000	0.000	DI2_165_168_L_0							
51 D	17.93	3.1622E-03	24.00	89.64	160.0	91.10	UL-RL	1.7722E+04	-10.00	0.000		
1.000	1.000	89.64	0.000	0.000	DI2_165_168_L_0							
52 D	19.23	3.0523E-03	27.20	96.13	163.2	97.64	UL-RL	1.7722E+04	-10.20	0.000		
1.000	1.000	96.13	0.000	0.000	DI2_165_168_L_0							
53 D	19.35	2.9402E-03	30.40	96.76	166.4	98.30	UL-RL	1.7722E+04	-10.40	0.000		
1.000	1.000	96.76	0.000	0.000	DI2_165_168_L_0							
54 D	19.46	2.8260E-03	33.60	97.29	169.6	98.87	UL-RL	1.7722E+04	-10.60	0.000		
1.000	1.000	97.29	0.000	0.000	DI2_165_168_L_0							
55 D	19.55	2.7101E-03	36.80	97.74	172.8	99.36	UL-RL	1.7722E+04	-10.80	0.000		
1.000	1.000	97.74	0.000	0.000	DI2_165_168_L_0							
56 D	19.62	2.5928E-03	40.00	98.12	176.0	99.79	UL-RL	1.7722E+04	-11.00	0.000		
1.000	1.000	98.12	0.000	0.000	DI2_165_168_L_0							
57 D	19.69	2.4743E-03	43.20	98.46	179.2	100.2	UL-RL	1.7722E+04	-11.20	0.000		
1.000	1.000	98.46	0.000	0.000	DI2_165_168_L_0							
58 D	19.75	2.3548E-03	46.40	98.75	182.4	100.5	UL-RL	1.7722E+04	-11.40	0.000		
1.000	1.000	98.75	0.000	0.000	DI2_165_168_L_0							
59 D	19.73	2.2346E-03	49.60	98.66	185.6	100.4	UL-RL	1.7722E+04	-11.60	0.000		
1.000	1.000	98.66	0.000	0.000	DI2_165_168_L_0							
60 D	19.61	2.1138E-03	52.80	98.06	188.8	99.87	UL-RL	1.7722E+04	-11.80	0.000		
1.000	1.000	98.06	0.000	0.000	DI2_165_168_L_0							
61 D	19.47	1.9925E-03	56.00	97.35	192.0	100.5	UL-RL	1.7722E+04	-12.00	0.000		
1.000	1.000	97.35	0.000	0.000	DI2_165_168_L_0							

```
  62 D   19.33      1.8709E-03   59.20       96.65       195.2       102.0          UL-RL  1.7722E+04  -12.20       0.000
1.000       1.000       96.65       0.000       0.000     DI2_165_168_L_0
  63 D   19.19      1.7491E-03   62.40       95.94       198.4       103.5          UL-RL  1.7722E+04  -12.40       0.000
1.000       1.000       95.94       0.000       0.000     DI2_165_168_L_0
  64 D   19.04      1.6272E-03   65.60       95.20       201.6       105.1          UL-RL  1.7722E+04  -12.60       0.000
1.000       1.000       95.20       0.000       0.000     DI2_165_168_L_0
  65 D   18.89      1.5052E-03   68.80       94.45       204.8       106.6          UL-RL  1.7722E+04  -12.80       0.000
1.000       1.000       94.45       0.000       0.000     DI2_165_168_L_0
  66 D   18.74      1.3831E-03   72.00       93.68       208.0       108.2          UL-RL  1.7722E+04  -13.00       0.000
1.000       1.000       93.68       0.000       0.000     DI2_165_168_L_0
  67 D   18.58      1.2610E-03   75.20       92.91       211.2       109.7          UL-RL  1.7722E+04  -13.20       0.000
1.000       1.000       92.91       0.000       0.000     DI2_165_168_L_0
  68 D   13.82      1.1389E-03   78.40       92.12       214.4       111.2          UL-RL  1.7722E+04  -13.40       0.000
1.000       1.000       92.12       0.000       0.000     DI2_165_168_L_0
  69 D   4.586      1.0778E-03   80.00       91.72       216.0       112.0          UL-RL  1.7722E+04  -13.50       0.000
1.000       1.000       91.72       0.000       0.000     DI2_165_168_L_0
```

```
+-----------------------------------------------------------------------------------------------------------------------+
|                  PARATIEPLUS(TM)   NLS ENGINE RELEASE  2018.0    FULL VERSION  *Build date:Nov 13, 2017*              |
|                                                                                                                       |
|                                     NewProject.BaseDesignSection_28.A1M1R1_1183                                       |
|                                 Exe Time : 4 September 2018 18:06:11                                                  |
+-----------------------------------------------------------------------------------------------------------------------+
New Project


S T R E S S   R E S U L T S   F O R   G R O U P   N O.   3

WallElement_33                                                  :
ELEMENT TYPE    2 NO.OF ELEMENTS. IN THIS GROUP   68
C U R R E N T   T I M E   I S     5.0000

 WALL2D ELEMENT

   EL      TA          TB          MA          MB
-----------------------------------------------------
    1 -123.27      123.27     1.28058E-11 -24.654
    2 -123.05      123.05      24.654     -49.264
    3 -122.61      122.61      49.264     -73.786
    4 -119.68      119.68      73.786     -97.722
    5 -115.73      115.73      97.722     -120.87
    6 -111.90      111.90      120.87     -143.25
    7 -108.23      108.23      143.25     -164.89
    8 -104.75      104.75      164.89     -185.84
    9 -101.48      101.48      185.84     -206.14
   10 -98.414      98.414      206.14     -225.82
   11 -95.547      95.547      225.82     -244.93
   12 -92.712      92.712      244.93     -263.48
   13 -89.617      89.617      263.48     -281.40
   14 -86.268      86.268      281.40     -298.65
   15 -82.670      82.670      298.65     -315.19
   16 -78.828      78.828      315.19     -330.95
   17 -74.743      74.743      330.95     -345.90
   18 -70.451      70.451      345.90     -359.99
   19 -65.917      65.917      359.99     -373.18
   20 -61.144      61.144      373.18     -385.40
   21 -56.132      56.132      385.40     -396.63
   22 -50.885      50.885      396.63     -406.81
   23 -45.422      45.422      406.81     -415.89
   24 -39.724      39.724      415.89     -423.84
   25 -33.793      33.793      423.84     -430.59
   26 -28.507      28.507      430.59     -436.30
   27 -23.008      23.008      436.30     -440.90
   28 -17.312      17.312      440.90     -444.36
   29 -11.405      11.405      444.36     -446.64
   30 -5.2871      5.2871      446.64     -447.70
   31  1.0414     -1.0414      447.70     -447.49
   32  7.5798     -7.5798      447.49     -445.97
   33  14.328     -14.328      445.97     -443.11
   34  21.274     -21.274      443.11     -438.85
   35  28.429     -28.429      438.85     -433.17
   36  35.794     -35.794      433.17     -426.01
   37  43.368     -43.368      426.01     -417.34
   38  51.150     -51.150      417.34     -407.11
   39  59.130     -59.130      407.11     -395.28
   40  67.320     -67.320      395.28     -381.82
   41  75.717     -75.717      381.82     -366.67
   42  84.322     -84.322      366.67     -349.81
   43  93.135     -93.135      349.81     -331.18
   44  102.22     -102.22      331.18     -310.74
   45  111.20     -111.20      310.74     -288.50
   46  120.07     -120.07      288.50     -264.48
   47  123.86     -123.86      264.48     -239.71
   48  124.90     -124.90      239.71     -214.73
   49  123.04     -123.04      214.73     -190.12
   50  118.22     -118.22      190.12     -166.48
   51  110.74     -110.74      166.48     -144.33
   52  102.16     -102.16      144.33     -123.90
```

53	93.665	-93.665	123.90	-105.17
54	85.267	-85.267	105.17	-88.113
55	76.982	-76.982	88.113	-72.717
56	68.816	-68.816	72.717	-58.954
57	60.787	-60.787	58.954	-46.796
58	52.902	-52.902	46.796	-36.216
59	45.236	-45.236	36.216	-27.169
60	37.893	-37.893	27.169	-19.590
61	30.888	-30.888	19.590	-13.413
62	24.212	-24.212	13.413	-8.5702
63	17.869	-17.869	8.5702	-4.9963
64	12.150	-12.150	4.9963	-2.5664
65	7.4871	-7.4871	2.5664	-1.0690
66	3.8839	-3.8839	1.0690	-0.29217
67	1.3430	-1.3430	0.29217	-2.35792E-02
68	0.23577	-0.23577	2.35792E-02	-5.95666E-11

```
+-------------------------------------------------------------------------------------------------------------------------------+
|                   PARATIEPLUS(TM)   NLS ENGINE RELEASE  2018.0    FULL VERSION  *Build date:Nov 13, 2017*                    |
|                                                                                                                               |
|                                     NewProject.BaseDesignSection_28.A1M1R1_1183                                               |
|                                  Exe Time : 4 September 2018 18:06:11                                                         |
+-------------------------------------------------------------------------------------------------------------------------------+
New Project


S T R E S S    R E S U L T S    F O R    G R O U P    N O.    4

Tieback_175                                                 :
ELEMENT TYPE    6 NO.OF ELEMENTS. IN THIS GROUP    1
C U R R E N T    T I M E    I S      5.0000

 POST-TENSION 2D-BOUNDARY ELEMENT

         EL    FORCE          d0          EDISPL     pl. eps          K     -ve limit   +ve limit
-------------------------------------------------------------------------------------------------------
 ANCHOR    1   142.34     -1.47166E-03  1.16039E-03   0.0000       1458.7       0.0000       0.0000     ELASTIC  ORIGINAL
YOUNG MODULUS

 ITER     0 RNORM = 0.000     RMNORM= 0.000
             RINORM=0.8291E+06 RIMNOR=0.1149E+08
             RENORM=0.4615E-02 REMNOR=0.5438E-18 RATIO =0.7461E-04 TOLER =0.1000E-03      CONVERGED !
             RFMAX = 124.9     RMMAX = 447.7
             RTSMAL=0.1000E-02 RMSMAL=0.1000E-02
             RDT   =0.8291E+06 RDR   =0.1149E+08
             RATIOT=0.7461E-04 RATIOR= 0.000
             MAX UN=0.6268E-02 IEQ=    35 NODE     18 DOF   1  Y-DISPL.F
             MIN UN=-.6762E-01 IEQ=    87 NODE     44 DOF   1  Y-DISPL.F
             NO. OF CONTACT CONSTRAINT VIOLATIONS     0


 ITER     1 RNORM = 0.000     RMNORM= 0.000
             RINORM=0.8291E+06 RIMNOR=0.1149E+08
             RENORM=0.1021E-05 REMNOR=0.7998E-18 RATIO =0.1109E-05 TOLER =0.1000E-03      CONVERGED !
             RFMAX = 124.9     RMMAX = 447.7
             RTSMAL=0.1000E-02 RMSMAL=0.1000E-02
             RDT   =0.8291E+06 RDR   =0.1149E+08
             RATIOT=0.1109E-05 RATIOR= 0.000
             MAX UN=0.1658E-03 IEQ=     3 NODE      2 DOF   1  Y-DISPL.F
             MIN UN=-.9813E-03 IEQ=    87 NODE     44 DOF   1  Y-DISPL.F
             NO. OF CONTACT CONSTRAINT VIOLATIONS     0


 ITER     2 RNORM = 0.000     RMNORM= 0.000
             RINORM=0.8291E+06 RIMNOR=0.1149E+08
             RENORM=0.1390E-15 REMNOR=0.5514E-18 RATIO =0.1295E-10 TOLER =0.1000E-03      CONVERGED !
             RFMAX = 124.9     RMMAX = 447.7
             RTSMAL=0.1000E-02 RMSMAL=0.1000E-02
             RDT   =0.8291E+06 RDR   =0.1149E+08
             RATIOT=0.1295E-10 RATIOR= 0.000
             MAX UN=0.2637E-08 IEQ=    61 NODE     31 DOF   1  Y-DISPL.F
             MIN UN=-.4256E-08 IEQ=    53 NODE     27 DOF   1  Y-DISPL.F
             NO. OF CONTACT CONSTRAINT VIOLATIONS     0
```

```
+-------------------------------------------------------------------------------------------------------------------------+
|                   PARATIEPLUS(TM)   NLS ENGINE RELEASE  2018.0    FULL VERSION  *Build date:Nov 13, 2017*              |
|                                                                                                                         |
|                                      NewProject.BaseDesignSection_28.A1M1R1_1183                                        |
|                                   Exe Time : 4 September 2018 18:06:11                                                  |
+-------------------------------------------------------------------------------------------------------------------------+
New Project
SOLUTION REACHED USING     2 ITERATIONS ON   40

P R I N T   O U T   F O R   T I M E   S T E P    6     ( AT TIME   6.000     )

PRINT OUT OF ACTIVE COMPONENTS (FIXED NODES ARE NOT PRINTED OUT)

          Y-DISPL.F        X-ROT. F
            (02)             (04)           (
    1   1.4910609E-03   7.2787759E-04
    2   1.6365697E-03   7.2687725E-04
    3   1.7816785E-03   7.2387796E-04
    4   1.9259880E-03   7.1888511E-04
    5   2.0691015E-03   7.1192603E-04
    6   2.2106311E-03   7.0305653E-04
    7   2.3502010E-03   6.9233978E-04
    8   2.4874479E-03   6.7983664E-04
    9   2.6220204E-03   6.6560511E-04
   10   2.7535783E-03   6.4969994E-04
   11   2.8817922E-03   6.3217258E-04
   12   3.0063424E-03   6.1307119E-04
   13   3.1269188E-03   5.9244203E-04
   14   3.2432206E-03   5.7033322E-04
   15   3.3549570E-03   5.4679706E-04
   16   3.4618480E-03   5.2188993E-04
   17   3.5636261E-03   4.9567208E-04
   18   3.6600343E-03   4.6820810E-04
   19   3.7508308E-03   4.3956589E-04
   20   3.8357869E-03   4.0981714E-04
   21   3.9146885E-03   3.7903757E-04
   22   3.9873381E-03   3.4730627E-04
   23   4.0535531E-03   3.1470665E-04
   24   4.1131686E-03   2.8132564E-04
   25   4.1660373E-03   2.4725381E-04
   26   4.2120304E-03   2.1258552E-04
   27   4.2510377E-03   1.7741200E-04
   28   4.2829671E-03   1.4182042E-04
   29   4.3077440E-03   1.0590182E-04
   30   4.3253123E-03   6.9750373E-05
   31   4.3356352E-03   3.3463678E-05
   32   4.3386955E-03  -2.8570609E-06
   33   4.3344970E-03  -3.9107775E-05
   34   4.3230643E-03  -7.5180444E-05
   35   4.3044441E-03  -1.1096392E-04
   36   4.2787056E-03  -1.4634375E-04
   37   4.2459415E-03  -1.8120192E-04
   38   4.2062679E-03  -2.1541751E-04
   39   4.1598257E-03  -2.4886574E-04
   40   4.1067812E-03  -2.8141865E-04
   41   4.0473267E-03  -3.1294502E-04
   42   3.9816806E-03  -3.4331021E-04
   43   3.9100892E-03  -3.7237623E-04
   44   3.8328262E-03  -4.0000170E-04
   45   3.7501946E-03  -4.2604178E-04
   46   3.6625253E-03  -4.5035063E-04
   47   3.5701795E-03  -4.7278324E-04
   48   3.4735439E-03  -4.9323684E-04
   49   3.3730193E-03  -5.1167222E-04
   50   3.2690097E-03  -5.2809590E-04
   51   3.1619119E-03  -5.4256221E-04
   52   3.0521059E-03  -5.5517119E-04
   53   2.9399615E-03  -5.6605197E-04
   54   2.8257966E-03  -5.7534451E-04
   55   2.7099205E-03  -5.8318529E-04
   56   2.5926102E-03  -5.8970967E-04
```

57	2.4741155E-03	-5.9505111E-04
58	2.3546599E-03	-5.9934103E-04
59	2.2344406E-03	-6.0270854E-04
60	2.1136295E-03	-6.0527980E-04
61	1.9923736E-03	-6.0717661E-04
62	1.8707961E-03	-6.0851537E-04
63	1.7489973E-03	-6.0940709E-04
64	1.6270560E-03	-6.0995740E-04
65	1.5050306E-03	-6.1026416E-04
66	1.3829610E-03	-6.1041161E-04
67	1.2608721E-03	-6.1046681E-04
68	1.1387771E-03	-6.1047962E-04
69	1.0777230E-03	-6.1048009E-04

```
+-------------------------------------------------------------------------------------------------------------------------------+
|                   PARATIEPLUS(TM)   NLS ENGINE RELEASE  2018.0    FULL VERSION  *Build date:Nov 13, 2017*                    |
|                                                                                                                               |
|                                     NewProject.BaseDesignSection_28.A1M1R1_1183                                               |
|                                  Exe Time : 4 September 2018 18:06:11                                                         |
+-------------------------------------------------------------------------------------------------------------------------------+
New Project


S T R E S S   R E S U L T S   F O R   G R O U P   N O.   1

0_L                                                              :
ELEMENT TYPE    5 NO.OF ELEMENTS. IN THIS GROUP   69
C U R R E N T   T I M E   I S      6.0000

 HARDENING 2D SOIL ELEMENT

 ****** TOTAL STRESS FORMULATION *****

  EL *   FORCE     DISPL-Y  VERTICAL-P  HORIZON.-P     MAX-V-P     MAX-H-P           STATE   STIFFNESS Z-LEVEL      PORE
E FACTOR    UFACTOR       Peq           Su_a         Su_p     LAYER
 ------------------------------------------------------------------------------------------------------------------------------
-------------------------------------------------------------------------------------------
   1 D  4.1818E-04 -1.4911E-03  1.2558E-02  4.1818E-03  1.2558E-02  0.8563          ACTIVE   0.000       0.000       0.000
1.000       1.000      4.1818E-03   0.000       0.000     DI1_164_167_L_0
   2 D  0.2166     -1.6366E-03   3.253       1.083       3.253       13.95         ACTIVE   0.000     -0.2000       0.000
1.000       1.000       1.083       0.000       0.000     DI1_164_167_L_0
   3 D  0.4449     -1.7817E-03   6.681       2.225       6.681       28.65         ACTIVE   0.000     -0.4000       0.000
1.000       1.000       2.225       0.000       0.000     DI1_164_167_L_0
   4 D   2.925     -1.9260E-03   10.35       14.63       10.35       44.39          UL-RL   9238.     -0.6000       0.000
1.000       1.000       14.63       0.000       0.000     DI1_164_167_L_0
   5 D   3.950     -2.0691E-03   14.20       19.75       14.20       50.07          UL-RL   9238.     -0.8000       0.000
1.000       1.000       19.75       0.000       0.000     DI1_164_167_L_0
   6 D   3.834     -2.2106E-03   18.13       19.17       18.13       50.05          UL-RL   9238.      -1.000       0.000
1.000       1.000       19.17       0.000       0.000     DI1_164_167_L_0
   7 D   3.668     -2.3502E-03   22.05       18.34       22.05       49.78          UL-RL   9238.      -1.200       0.000
1.000       1.000       18.34       0.000       0.000     DI1_164_167_L_0
   8 D   3.476     -2.4874E-03   26.25       17.38       26.25       49.37          UL-RL   9238.      -1.400       0.000
1.000       1.000       17.38       0.000       0.000     DI1_164_167_L_0
   9 D   3.272     -2.6220E-03   30.77       16.36       30.77       48.90          UL-RL   9238.      -1.600       0.000
1.000       1.000       16.36       0.000       0.000     DI1_164_167_L_0
  10 D   3.067     -2.7536E-03   35.06       15.33       35.06       48.42          UL-RL   9238.      -1.800       0.000
1.000       1.000       15.33       0.000       0.000     DI1_164_167_L_0
  11 D   2.867     -2.8818E-03   39.16       14.33       39.16       47.96          UL-RL   9238.      -2.000       0.000
1.000       1.000       14.33       0.000       0.000     DI1_164_167_L_0
  12 D   2.835     -3.0063E-03   42.56       14.17       42.56       47.54          UL-RL   9238.      -2.200       0.000
1.000       1.000       14.17       0.000       0.000     DI1_164_167_L_0
  13 D   3.095     -3.1269E-03   46.47       15.48       46.47       47.18          UL-RL   9238.      -2.400       0.000
1.000       1.000       15.48       0.000       0.000     DI1_164_167_L_0
  14 D   3.349     -3.2432E-03   50.29       16.75       50.29       46.90          UL-RL   9238.      -2.600       0.000
1.000       1.000       16.75       0.000       0.000     DI1_164_167_L_0
  15 D   3.598     -3.3550E-03   54.02       17.99       54.02       46.69          UL-RL   9238.      -2.800       0.000
1.000       1.000       17.99       0.000       0.000     DI1_164_167_L_0
  16 D   3.843     -3.4618E-03   57.70       19.21       57.70       46.56          UL-RL   9238.      -3.000       0.000
1.000       1.000       19.21       0.000       0.000     DI1_164_167_L_0
  17 D   4.084     -3.5636E-03   61.33       20.42       61.33       46.51          UL-RL   9238.      -3.200       0.000
1.000       1.000       20.42       0.000       0.000     DI1_164_167_L_0
  18 D   4.299     -3.6600E-03   64.54       21.49       64.54       46.56          UL-RL   9238.      -3.400       0.000
1.000       1.000       21.49       0.000       0.000     DI1_164_167_L_0
  19 D   4.536     -3.7508E-03   68.11       22.68       68.11       46.69          UL-RL   9238.      -3.600       0.000
1.000       1.000       22.68       0.000       0.000     DI1_164_167_L_0
  20 D   4.774     -3.8358E-03   71.64       23.87       71.64       46.91          UL-RL   9238.      -3.800       0.000
1.000       1.000       23.87       0.000       0.000     DI1_164_167_L_0
  21 D   5.012     -3.9147E-03   75.15       25.06       75.15       47.22          UL-RL   9238.      -4.000       0.000
1.000       1.000       25.06       0.000       0.000     DI1_164_167_L_0
  22 D   5.248     -3.9873E-03   78.63       26.24       78.63       47.62          UL-RL   9238.      -4.200       0.000
1.000       1.000       26.24       0.000       0.000     DI1_164_167_L_0
  23 D   5.463     -4.0536E-03   81.80       27.32       81.80       48.10          UL-RL   9238.      -4.400       0.000
1.000       1.000       27.32       0.000       0.000     DI1_164_167_L_0
  24 D   5.698     -4.1132E-03   85.25       28.49       85.25       48.66          UL-RL   9238.      -4.600       0.000
1.000       1.000       28.49       0.000       0.000     DI1_164_167_L_0
```

```
  25 D   5.931     -4.1660E-03   88.68       29.66       88.68       49.30          UL-RL   9238.      -4.800       0.000
1.000       1.000       29.66       0.000       0.000     DI1_164_167_L_0
  26 D   5.287     -4.2120E-03   92.10       26.44       92.10       52.87          UL-RL  2.2265E+04  -5.000       0.000
1.000       1.000       26.44       0.000       0.000     DI2_165_168_L_0
  27 D   5.499     -4.2510E-03   95.51       27.50       95.51       52.73          UL-RL  2.2265E+04  -5.200       0.000
1.000       1.000       27.50       0.000       0.000     DI2_165_168_L_0
  28 D   5.697     -4.2830E-03   98.66       28.48       98.66       52.76          UL-RL  2.2265E+04  -5.400       0.000
1.000       1.000       28.48       0.000       0.000     DI2_165_168_L_0
  29 D   5.908     -4.3077E-03   102.1       29.54       102.1       52.95          UL-RL  2.2265E+04  -5.600       0.000
1.000       1.000       29.54       0.000       0.000     DI2_165_168_L_0
  30 D   6.119     -4.3253E-03   105.4       30.59       105.4       53.85          UL-RL  2.2265E+04  -5.800       0.000
1.000       1.000       30.59       0.000       0.000     DI2_165_168_L_0
  31 D   6.329     -4.3356E-03   108.8       31.65       108.8       55.32          UL-RL  2.2265E+04  -6.000       0.000
1.000       1.000       31.65       0.000       0.000     DI2_165_168_L_0
  32 D   6.539     -4.3387E-03   112.2       32.70       112.2       56.79          UL-RL  2.2265E+04  -6.200       0.000
1.000       1.000       32.70       0.000       0.000     DI2_165_168_L_0
  33 D   6.749     -4.3345E-03   115.5       33.75       115.5       58.26          UL-RL  2.2265E+04  -6.400       0.000
1.000       1.000       33.75       0.000       0.000     DI2_165_168_L_0
  34 D   6.947     -4.3231E-03   118.7       34.74       118.7       59.74          UL-RL  2.2265E+04  -6.600       0.000
1.000       1.000       34.74       0.000       0.000     DI2_165_168_L_0
  35 D   7.157     -4.3044E-03   122.0       35.78       122.0       61.22          UL-RL  2.2265E+04  -6.800       0.000
1.000       1.000       35.78       0.000       0.000     DI2_165_168_L_0
  36 D   7.366     -4.2787E-03   125.3       36.83       125.3       62.70          UL-RL  2.2265E+04  -7.000       0.000
1.000       1.000       36.83       0.000       0.000     DI2_165_168_L_0
  37 D   7.575     -4.2459E-03   128.7       37.87       128.7       64.18          UL-RL  2.2265E+04  -7.200       0.000
1.000       1.000       37.87       0.000       0.000     DI2_165_168_L_0
  38 D   7.783     -4.2063E-03   132.0       38.92       132.0       65.67          UL-RL  2.2265E+04  -7.400       0.000
1.000       1.000       38.92       0.000       0.000     DI2_165_168_L_0
  39 D   7.982     -4.1598E-03   135.2       39.91       135.2       67.16          UL-RL  2.2265E+04  -7.600       0.000
1.000       1.000       39.91       0.000       0.000     DI2_165_168_L_0
  40 D   8.190     -4.1068E-03   138.5       40.95       138.5       68.65          UL-RL  2.2265E+04  -7.800       0.000
1.000       1.000       40.95       0.000       0.000     DI2_165_168_L_0
  41 D   8.399     -4.0473E-03   141.8       41.99       141.8       70.15          UL-RL  2.2265E+04  -8.000       0.000
1.000       1.000       41.99       0.000       0.000     DI2_165_168_L_0
  42 D   8.607     -3.9817E-03   145.1       43.03       145.1       71.64          UL-RL  2.2265E+04  -8.200       0.000
1.000       1.000       43.03       0.000       0.000     DI2_165_168_L_0
  43 D   8.814     -3.9101E-03   148.4       44.07       148.4       73.14          UL-RL  2.2265E+04  -8.400       0.000
1.000       1.000       44.07       0.000       0.000     DI2_165_168_L_0
  44 D   9.022     -3.8328E-03   151.7       45.11       151.7       74.64          UL-RL  2.2265E+04  -8.600       0.000
1.000       1.000       45.11       0.000       0.000     DI2_165_168_L_0
  45 D   9.220     -3.7502E-03   154.9       46.10       154.9       76.15          UL-RL  2.2265E+04  -8.800       0.000
1.000       1.000       46.10       0.000       0.000     DI2_165_168_L_0
  46 D   9.427     -3.6625E-03   158.2       47.13       158.2       77.65          UL-RL  2.2265E+04  -9.000       0.000
1.000       1.000       47.13       0.000       0.000     DI2_165_168_L_0
  47 D   9.633     -3.5702E-03   161.5       48.17       161.5       79.16          UL-RL  2.2265E+04  -9.200       0.000
1.000       1.000       48.17       0.000       0.000     DI2_165_168_L_0
  48 D   9.840     -3.4735E-03   164.8       49.20       164.8       80.67          UL-RL  2.2265E+04  -9.400       0.000
1.000       1.000       49.20       0.000       0.000     DI2_165_168_L_0
  49 D   10.05     -3.3730E-03   168.1       50.23       168.1       82.18          UL-RL  2.2265E+04  -9.600       0.000
1.000       1.000       50.23       0.000       0.000     DI2_165_168_L_0
  50 D   10.24     -3.2690E-03   171.2       51.21       171.2       83.70          UL-RL  2.2265E+04  -9.800       0.000
1.000       1.000       51.21       0.000       0.000     DI2_165_168_L_0
  51 D   10.45     -3.1619E-03   174.5       52.24       174.5       85.21          UL-RL  2.2265E+04  -10.00       0.000
1.000       1.000       52.24       0.000       0.000     DI2_165_168_L_0
  52 D   10.65     -3.0521E-03   177.8       53.26       177.8       86.73          UL-RL  2.2265E+04  -10.20       0.000
1.000       1.000       53.26       0.000       0.000     DI2_165_168_L_0
  53 D   10.86     -2.9400E-03   181.1       54.28       181.1       88.25          UL-RL  2.2265E+04  -10.40       0.000
1.000       1.000       54.28       0.000       0.000     DI2_165_168_L_0
  54 D   11.06     -2.8258E-03   184.4       55.30       184.4       89.77          UL-RL  2.2265E+04  -10.60       0.000
1.000       1.000       55.30       0.000       0.000     DI2_165_168_L_0
  55 D   11.26     -2.7099E-03   187.7       56.32       187.7       91.30          UL-RL  2.2265E+04  -10.80       0.000
1.000       1.000       56.32       0.000       0.000     DI2_165_168_L_0
  56 D   11.46     -2.5926E-03   190.8       57.30       190.8       92.82          UL-RL  2.2265E+04  -11.00       0.000
1.000       1.000       57.30       0.000       0.000     DI2_165_168_L_0
  57 D   11.66     -2.4741E-03   194.1       58.31       194.1       94.35          UL-RL  2.2265E+04  -11.20       0.000
1.000       1.000       58.31       0.000       0.000     DI2_165_168_L_0
  58 D   11.87     -2.3547E-03   197.4       59.33       197.4       95.88          UL-RL  2.2265E+04  -11.40       0.000
1.000       1.000       59.33       0.000       0.000     DI2_165_168_L_0
  59 D   12.07     -2.2344E-03   200.7       60.34       200.7       97.41          UL-RL  2.2265E+04  -11.60       0.000
1.000       1.000       60.34       0.000       0.000     DI2_165_168_L_0
  60 D   12.27     -2.1136E-03   203.9       61.35       203.9       98.94          UL-RL  2.2265E+04  -11.80       0.000
1.000       1.000       61.35       0.000       0.000     DI2_165_168_L_0
  61 D   12.47     -1.9924E-03   207.1       62.33       207.1       100.5          UL-RL  2.2265E+04  -12.00       0.000
1.000       1.000       62.33       0.000       0.000     DI2_165_168_L_0
```

```
  62 D   12.66     -1.8708E-03   210.2       63.28       210.2       102.0          UL-RL  2.2265E+04  -12.20       0.000
1.000       1.000       63.28       0.000       0.000     DI2_165_168_L_0
  63 D   12.85     -1.7490E-03   213.2       64.23       213.2       103.5          UL-RL  2.2265E+04  -12.40       0.000
1.000       1.000       64.23       0.000       0.000     DI2_165_168_L_0
  64 D   13.32     -1.6271E-03   216.3       66.61       216.3       105.1          UL-RL  2.2265E+04  -12.60       0.000
1.000       1.000       66.61       0.000       0.000     DI2_165_168_L_0
  65 D   14.23     -1.5050E-03   219.4       71.14       219.4       106.6          UL-RL  2.2265E+04  -12.80       0.000
1.000       1.000       71.14       0.000       0.000     DI2_165_168_L_0
  66 D   15.13     -1.3830E-03   222.4       75.67       222.4       108.2          UL-RL  2.2265E+04  -13.00       0.000
1.000       1.000       75.67       0.000       0.000     DI2_165_168_L_0
  67 D   16.04     -1.2609E-03   225.5       80.20       225.5       109.7          UL-RL  2.2265E+04  -13.20       0.000
1.000       1.000       80.20       0.000       0.000     DI2_165_168_L_0
  68 D   12.71     -1.1388E-03   228.6       84.74       228.6       111.2          UL-RL  2.2265E+04  -13.40       0.000
1.000       1.000       84.74       0.000       0.000     DI2_165_168_L_0
  69 D   4.350     -1.0777E-03   230.2       87.01       230.2       112.0          UL-RL  2.2265E+04  -13.50       0.000
1.000       1.000       87.01       0.000       0.000     DI2_165_168_L_0
```

```
+-----------------------------------------------------------------------------------------------------------------------+
|                  PARATIEPLUS(TM)   NLS ENGINE RELEASE  2018.0    FULL VERSION  *Build date:Nov 13, 2017*              |
|                                                                                                                       |
|                                    NewProject.BaseDesignSection_28.A1M1R1_1183                                        |
|                                 Exe Time : 4 September 2018 18:06:11                                                  |
+-----------------------------------------------------------------------------------------------------------------------+
New Project


S T R E S S   R E S U L T S   F O R   G R O U P   N O.   2

0_R                                                                  :
ELEMENT TYPE    5 NO.OF ELEMENTS. IN THIS GROUP   69
C U R R E N T   T I M E   I S     6.0000

 HARDENING 2D SOIL ELEMENT

 ****** TOTAL STRESS FORMULATION *****

 EL *   FORCE     DISPL-Y  VERTICAL-P  HORIZON.-P     MAX-V-P     MAX-H-P          STATE   STIFFNESS Z-LEVEL      PORE
E FACTOR    UFACTOR       Peq          Su_a        Su_p     LAYER
 ---------------------------------------------------------------------------------------------------------------------------
-----------------------------------------------------------------------------------------------
   1     0.000         --          --          --          --          --          REMOVED     --        0.000       0.000
1.000       1.000       0.000       0.000       0.000     not available
   2     0.000         --          --          --          --          --          REMOVED     --      -0.2000       0.000
1.000       1.000       0.000       0.000       0.000     not available
   3     0.000         --          --          --          --          --          REMOVED     --      -0.4000       0.000
1.000       1.000       0.000       0.000       0.000     not available
   4     0.000         --          --          --          --          --          REMOVED     --      -0.6000       0.000
1.000       1.000       0.000       0.000       0.000     not available
   5     0.000         --          --          --          --          --          REMOVED     --      -0.8000       0.000
1.000       1.000       0.000       0.000       0.000     not available
   6     0.000         --          --          --          --          --          REMOVED     --       -1.000       0.000
1.000       1.000       0.000       0.000       0.000     not available
   7     0.000         --          --          --          --          --          REMOVED     --       -1.200       0.000
1.000       1.000       0.000       0.000       0.000     not available
   8     0.000         --          --          --          --          --          REMOVED     --       -1.400       0.000
1.000       1.000       0.000       0.000       0.000     not available
   9     0.000         --          --          --          --          --          REMOVED     --       -1.600       0.000
1.000       1.000       0.000       0.000       0.000     not available
  10     0.000         --          --          --          --          --          REMOVED     --       -1.800       0.000
1.000       1.000       0.000       0.000       0.000     not available
  11     0.000         --          --          --          --          --          REMOVED     --       -2.000       0.000
1.000       1.000       0.000       0.000       0.000     not available
  12     0.000         --          --          --          --          --          REMOVED     --       -2.200       0.000
1.000       1.000       0.000       0.000       0.000     not available
  13     0.000         --          --          --          --          --          REMOVED     --       -2.400       0.000
1.000       1.000       0.000       0.000       0.000     not available
  14     0.000         --          --          --          --          --          REMOVED     --       -2.600       0.000
1.000       1.000       0.000       0.000       0.000     not available
  15     0.000         --          --          --          --          --          REMOVED     --       -2.800       0.000
1.000       1.000       0.000       0.000       0.000     not available
  16     0.000         --          --          --          --          --          REMOVED     --       -3.000       0.000
1.000       1.000       0.000       0.000       0.000     not available
  17     0.000         --          --          --          --          --          REMOVED     --       -3.200       0.000
1.000       1.000       0.000       0.000       0.000     not available
  18     0.000         --          --          --          --          --          REMOVED     --       -3.400       0.000
1.000       1.000       0.000       0.000       0.000     not available
  19     0.000         --          --          --          --          --          REMOVED     --       -3.600       0.000
1.000       1.000       0.000       0.000       0.000     not available
  20     0.000         --          --          --          --          --          REMOVED     --       -3.800       0.000
1.000       1.000       0.000       0.000       0.000     not available
  21     0.000         --          --          --          --          --          REMOVED     --       -4.000       0.000
1.000       1.000       0.000       0.000       0.000     not available
  22     0.000         --          --          --          --          --          REMOVED     --       -4.200       0.000
1.000       1.000       0.000       0.000       0.000     not available
  23     0.000         --          --          --          --          --          REMOVED     --       -4.400       0.000
1.000       1.000       0.000       0.000       0.000     not available
  24     0.000         --          --          --          --          --          REMOVED     --       -4.600       0.000
1.000       1.000       0.000       0.000       0.000     not available
```

25	0.000	--	--	--	--	--	REMOVED	--	-4.800	0.000	
1.000	1.000	0.000	0.000	0.000	not available						
26	0.000	--	--	--	--	--	REMOVED	--	-5.000	0.000	
1.000	1.000	0.000	0.000	0.000	not available						
27	0.000	--	--	--	--	--	REMOVED	--	-5.200	0.000	
1.000	1.000	0.000	0.000	0.000	not available						
28	0.000	--	--	--	--	--	REMOVED	--	-5.400	0.000	
1.000	1.000	0.000	0.000	0.000	not available						
29	0.000	--	--	--	--	--	REMOVED	--	-5.600	0.000	
1.000	1.000	0.000	0.000	0.000	not available						
30	0.000	--	--	--	--	--	REMOVED	--	-5.800	0.000	
1.000	1.000	0.000	0.000	0.000	not available						
31	0.000	--	--	--	--	--	REMOVED	--	-6.000	0.000	
1.000	1.000	0.000	0.000	0.000	not available						
32	0.000	--	--	--	--	--	REMOVED	--	-6.200	0.000	
1.000	1.000	0.000	0.000	0.000	not available						
33	0.000	--	--	--	--	--	REMOVED	--	-6.400	0.000	
1.000	1.000	0.000	0.000	0.000	not available						
34	0.000	--	--	--	--	--	REMOVED	--	-6.600	0.000	
1.000	1.000	0.000	0.000	0.000	not available						
35	0.000	--	--	--	--	--	REMOVED	--	-6.800	0.000	
1.000	1.000	0.000	0.000	0.000	not available						
36	0.000	--	--	--	--	--	REMOVED	--	-7.000	0.000	
1.000	1.000	0.000	0.000	0.000	not available						
37	0.000	--	--	--	--	--	REMOVED	--	-7.200	0.000	
1.000	1.000	0.000	0.000	0.000	not available						
38	0.000	--	--	--	--	--	REMOVED	--	-7.400	0.000	
1.000	1.000	0.000	0.000	0.000	not available						
39	0.000	--	--	--	--	--	REMOVED	--	-7.600	0.000	
1.000	1.000	0.000	0.000	0.000	not available						
40	0.000	--	--	--	--	--	REMOVED	--	-7.800	0.000	
1.000	1.000	0.000	0.000	0.000	not available						
41	0.000	--	--	--	--	--	REMOVED	--	-8.000	0.000	
1.000	1.000	0.000	0.000	0.000	not available						
42	0.000	--	--	--	--	--	REMOVED	--	-8.200	0.000	
1.000	1.000	0.000	0.000	0.000	not available						
43	0.000	--	--	--	--	--	REMOVED	--	-8.400	0.000	
1.000	1.000	0.000	0.000	0.000	not available						
44 D	0.000	3.8328E-03	1.600	0.000	1.600	0.8000	ACTIVE	0.000	-8.600	0.000	
1.000	1.000	0.000	0.000	0.000	DI2_165_168_L_0						
45 D	0.2416	3.7502E-03	4.800	1.208	4.800	2.400	UL-RL	1.7722E+04	-8.800	0.000	
1.000	1.000	1.208	0.000	0.000	DI2_165_168_L_0						
46 D	0.5520	3.6625E-03	8.000	2.760	8.000	4.000	UL-RL	1.7722E+04	-9.000	0.000	
1.000	1.000	2.760	0.000	0.000	DI2_165_168_L_0						
47 D	5.844	3.5702E-03	11.20	29.22	147.2	79.71	UL-RL	1.7722E+04	-9.200	0.000	
1.000	1.000	29.22	0.000	0.000	DI2_165_168_L_0						
48 D	8.798	3.4735E-03	14.40	43.99	150.4	81.13	UL-RL	1.7722E+04	-9.400	0.000	
1.000	1.000	43.99	0.000	0.000	DI2_165_168_L_0						
49 D	11.90	3.3730E-03	17.60	59.50	153.6	82.54	UL-RL	1.7722E+04	-9.600	0.000	
1.000	1.000	59.50	0.000	0.000	DI2_165_168_L_0						
50 D	15.06	3.2690E-03	20.80	75.32	156.8	83.94	UL-RL	1.7722E+04	-9.800	0.000	
1.000	1.000	75.32	0.000	0.000	DI2_165_168_L_0						
51 D	17.93	3.1619E-03	24.00	89.64	160.0	91.10	UL-RL	1.7722E+04	-10.00	0.000	
1.000	1.000	89.64	0.000	0.000	DI2_165_168_L_0						
52 D	19.23	3.0521E-03	27.20	96.13	163.2	97.64	UL-RL	1.7722E+04	-10.20	0.000	
1.000	1.000	96.13	0.000	0.000	DI2_165_168_L_0						
53 D	19.35	2.9400E-03	30.40	96.76	166.4	98.30	UL-RL	1.7722E+04	-10.40	0.000	
1.000	1.000	96.76	0.000	0.000	DI2_165_168_L_0						
54 D	19.46	2.8258E-03	33.60	97.28	169.6	98.87	UL-RL	1.7722E+04	-10.60	0.000	
1.000	1.000	97.28	0.000	0.000	DI2_165_168_L_0						
55 D	19.55	2.7099E-03	36.80	97.73	172.8	99.36	UL-RL	1.7722E+04	-10.80	0.000	
1.000	1.000	97.73	0.000	0.000	DI2_165_168_L_0						
56 D	19.62	2.5926E-03	40.00	98.12	176.0	99.79	UL-RL	1.7722E+04	-11.00	0.000	
1.000	1.000	98.12	0.000	0.000	DI2_165_168_L_0						
57 D	19.69	2.4741E-03	43.20	98.45	179.2	100.2	UL-RL	1.7722E+04	-11.20	0.000	
1.000	1.000	98.45	0.000	0.000	DI2_165_168_L_0						
58 D	19.75	2.3547E-03	46.40	98.74	182.4	100.5	UL-RL	1.7722E+04	-11.40	0.000	
1.000	1.000	98.74	0.000	0.000	DI2_165_168_L_0						
59 D	19.73	2.2344E-03	49.60	98.66	185.6	100.4	UL-RL	1.7722E+04	-11.60	0.000	
1.000	1.000	98.66	0.000	0.000	DI2_165_168_L_0						
60 D	19.61	2.1136E-03	52.80	98.06	188.8	99.87	UL-RL	1.7722E+04	-11.80	0.000	
1.000	1.000	98.06	0.000	0.000	DI2_165_168_L_0						
61 D	19.47	1.9924E-03	56.00	97.35	192.0	100.5	UL-RL	1.7722E+04	-12.00	0.000	
1.000	1.000	97.35	0.000	0.000	DI2_165_168_L_0						

```
  62 D   19.33      1.8708E-03   59.20      96.65      195.2      102.0          UL-RL  1.7722E+04  -12.20       0.000
1.000      1.000       96.65       0.000      0.000     DI2_165_168_L_0
  63 D   19.19      1.7490E-03   62.40      95.93      198.4      103.5          UL-RL  1.7722E+04  -12.40       0.000
1.000      1.000       95.93       0.000      0.000     DI2_165_168_L_0
  64 D   19.04      1.6271E-03   65.60      95.20      201.6      105.1          UL-RL  1.7722E+04  -12.60       0.000
1.000      1.000       95.20       0.000      0.000     DI2_165_168_L_0
  65 D   18.89      1.5050E-03   68.80      94.45      204.8      106.6          UL-RL  1.7722E+04  -12.80       0.000
1.000      1.000       94.45       0.000      0.000     DI2_165_168_L_0
  66 D   18.74      1.3830E-03   72.00      93.68      208.0      108.2          UL-RL  1.7722E+04  -13.00       0.000
1.000      1.000       93.68       0.000      0.000     DI2_165_168_L_0
  67 D   18.58      1.2609E-03   75.20      92.91      211.2      109.7          UL-RL  1.7722E+04  -13.20       0.000
1.000      1.000       92.91       0.000      0.000     DI2_165_168_L_0
  68 D   13.82      1.1388E-03   78.40      92.12      214.4      111.2          UL-RL  1.7722E+04  -13.40       0.000
1.000      1.000       92.12       0.000      0.000     DI2_165_168_L_0
  69 D   4.586      1.0777E-03   80.00      91.72      216.0      112.0          UL-RL  1.7722E+04  -13.50       0.000
1.000      1.000       91.72       0.000      0.000     DI2_165_168_L_0
```

```
+-------------------------------------------------------------------------------------------------------------------------+
|                   PARATIEPLUS(TM)   NLS ENGINE RELEASE  2018.0    FULL VERSION  *Build date:Nov 13, 2017*              |
|                                                                                                                         |
|                                      NewProject.BaseDesignSection_28.A1M1R1_1183                                        |
|                                    Exe Time : 4 September 2018 18:06:11                                                 |
+-------------------------------------------------------------------------------------------------------------------------+
New Project


S T R E S S   R E S U L T S   F O R   G R O U P   N O.   3

WallElement_33                                                :
ELEMENT TYPE    2 NO.OF ELEMENTS. IN THIS GROUP   68
C U R R E N T   T I M E   I S     6.0000

 WALL2D ELEMENT

   EL      TA          TB          MA          MB
-------------------------------------------------------
    1 -123.27      123.27    -5.66693E-11 -24.654
    2 -123.05      123.05      24.654     -49.264
    3 -122.61      122.61      49.264     -73.786
    4 -119.68      119.68      73.786     -97.722
    5 -115.73      115.73      97.722     -120.87
    6 -111.90      111.90      120.87     -143.25
    7 -108.23      108.23      143.25     -164.89
    8 -104.75      104.75      164.89     -185.85
    9 -101.48      101.48      185.85     -206.14
   10 -98.415      98.415      206.14     -225.82
   11 -95.548      95.548      225.82     -244.93
   12 -92.713      92.713      244.93     -263.48
   13 -89.618      89.618      263.48     -281.40
   14 -86.269      86.269      281.40     -298.65
   15 -82.671      82.671      298.65     -315.19
   16 -78.828      78.828      315.19     -330.95
   17 -74.744      74.744      330.95     -345.90
   18 -70.445      70.445      345.90     -359.99
   19 -65.909      65.909      359.99     -373.17
   20 -61.135      61.135      373.17     -385.40
   21 -56.124      56.124      385.40     -396.63
   22 -50.876      50.876      396.63     -406.80
   23 -45.413      45.413      406.80     -415.88
   24 -39.715      39.715      415.88     -423.83
   25 -33.784      33.784      423.83     -430.58
   26 -28.497      28.497      430.58     -436.28
   27 -22.997      22.997      436.28     -440.88
   28 -17.301      17.301      440.88     -444.34
   29 -11.392      11.392      444.34     -446.62
   30 -5.2734      5.2734      446.62     -447.68
   31  1.0560     -1.0560      447.68     -447.46
   32  7.5954     -7.5954      447.46     -445.94
   33  14.344     -14.344      445.94     -443.08
   34  21.292     -21.292      443.08     -438.82
   35  28.448     -28.448      438.82     -433.13
   36  35.814     -35.814      433.13     -425.97
   37  43.389     -43.389      425.97     -417.29
   38  51.172     -51.172      417.29     -407.05
   39  59.154     -59.154      407.05     -395.22
   40  67.344     -67.344      395.22     -381.75
   41  75.743     -75.743      381.75     -366.61
   42  84.349     -84.349      366.61     -349.74
   43  93.163     -93.163      349.74     -331.10
   44  102.19     -102.19      331.10     -310.67
   45  111.16     -111.16      310.67     -288.43
   46  120.04     -120.04      288.43     -264.43
   47  123.83     -123.83      264.43     -239.66
   48  124.87     -124.87      239.66     -214.69
   49  123.02     -123.02      214.69     -190.08
   50  118.19     -118.19      190.08     -166.44
   51  110.71     -110.71      166.44     -144.30
   52  102.14     -102.14      144.30     -123.87
```

53	93.646	-93.646	123.87	-105.14
54	85.249	-85.249	105.14	-88.094
55	76.966	-76.966	88.094	-72.701
56	68.802	-68.802	72.701	-58.941
57	60.774	-60.774	58.941	-46.786
58	52.891	-52.891	46.786	-36.207
59	45.227	-45.227	36.207	-27.162
60	37.885	-37.885	27.162	-19.585
61	30.881	-30.881	19.585	-13.409
62	24.206	-24.206	13.409	-8.5677
63	17.865	-17.865	8.5677	-4.9947
64	12.147	-12.147	4.9947	-2.5654
65	7.4847	-7.4847	2.5654	-1.0685
66	3.8824	-3.8824	1.0685	-0.29202
67	1.3423	-1.3423	0.29202	-2.35622E-02
68	0.23560	-0.23560	2.35622E-02	-8.78009E-11

```
+-----------------------------------------------------------------------------------------------------------------------+
|                  PARATIEPLUS(TM)   NLS ENGINE RELEASE  2018.0    FULL VERSION  *Build date:Nov 13, 2017*              |
|                                                                                                                       |
|                                    NewProject.BaseDesignSection_28.A1M1R1_1183                                        |
|                                 Exe Time : 4 September 2018 18:06:11                                                  |
+-----------------------------------------------------------------------------------------------------------------------+
New Project


S T R E S S   R E S U L T S   F O R   G R O U P   N O.   4

Tieback_175                                                  :
ELEMENT TYPE    6 NO.OF ELEMENTS. IN THIS GROUP    1
C U R R E N T   T I M E   I S     6.0000

 POST-TENSION 2D-BOUNDARY ELEMENT

         EL    FORCE          d0          EDISPL     pl. eps          K     -ve limit   +ve limit
-------------------------------------------------------------------------------------------------------
ANCHOR    1   142.34     -1.47166E-03  1.16049E-03   0.0000       1458.7       0.0000       0.0000     ELASTIC  ORIGINAL
YOUNG MODULUS
```

```
+-----------------------------------------------------------------------------------------------------------------------+
|                  PARATIEPLUS(TM)   NLS ENGINE RELEASE  2018.0    FULL VERSION  *Build date:Nov 13, 2017*              |
|                                                                                                                       |
|                                    NewProject.BaseDesignSection_28.A1M1R1_1183                                        |
|                                 Exe Time : 4 September 2018 18:06:11                                                  |
+-----------------------------------------------------------------------------------------------------------------------+


    F I N A L   I N C R E M E N T A L   A N A L Y S I S

                    S U M M A R Y

    STEP                                   NO. OF ITERATIONS

       1          CONVERGENCE :YES                        2
       2          CONVERGENCE :YES                        3
       3          CONVERGENCE :YES                        4
       4          CONVERGENCE :YES                        6
       5          CONVERGENCE :YES                        2
       6          CONVERGENCE :YES                        2


 END OF PROCESS FOR PROBLEM
New Project
NONLINEAR SOLUTION CPU TIME ....    0.11 [sec]
DATABASE  CREATION CPU TIME.....    0.43 [sec]
```

Design Assumption : A2+M2+R1 - File di Paratie - File di input (.d)

```
* PARATIE ANALYSIS FOR DESIGN SECTION:Base Design Section USING ASSUMPTION: A2+M2+R1
 * Time:martedì 4 settembre 2018 18:06:11
 * 1: Defining general settings
 UNIT  m kN
 TITLE New Project
 DELTA 0.2
 option param itemax 40
 option control hinges 0 0.0001 0.001

 * 2: Defining wall(s)
 WALL LeftWall_32 0 -13.5 0 1

 * 3: Defining surfaces for wall(s)
 SOIL 0_L LeftWall_32 -13.5 0 1 0
 SOIL 0_R LeftWall_32 -13.5 0 2 180

 * 4: Defining soil layers
 *
 * Soil Profile (Rilevato_2_8_L_0)
 *
 LDATA Rilevato_2_8_L_0 3 LeftWall_32
 ATREST 0.5 0.5 1
 WEIGHT 19 10 10
 PERMEABILITY 0.0001
 RESISTANCE 0 38 0 0 0
 YOUNG 1.5E+04 4.5E+04
 ENDL
 *
 * Soil Profile (DI1_164_167_L_0)
 *
 LDATA DI1_164_167_L_0 0 LeftWall_32
 ATREST 0.5 0.5 1
 WEIGHT 16 6 10
 PERMEABILITY 1E-05
 RESISTANCE 0 30 0 0 0
 YOUNG 3E+04 4.8E+04
 ENDL
 *
 * Soil Profile (DI2_165_168_L_0)
 *
 LDATA DI2_165_168_L_0 -5 LeftWall_32
 ATREST 0.5 0.5 1
 WEIGHT 16 6 10
 PERMEABILITY 1E-05
 RESISTANCE 1 33 0 0 0
 YOUNG 6.8E+04 1.088E+05
 ENDL

 * 5: Defining structural materials
 * Steel material: 108 Name=Fe360 E=206000200 kPa
 MATERIAL Fe360_108 2.06E+08
 * Concrete material: 104 Name=C25/30 E=31475800 kPa
 MATERIAL C2530_104 3.148E+07
 * Rebar material: 124 Name=acciaio armonico E=200100000 kPa
 MATERIAL acciaioarmonico_124 2.001E+08
 * Concrete material: 103 Name=C20/25 E=29962000 kPa
 MATERIAL C2025_103 2.996E+07

 * 6: Defining structural elements
 * 6.1: Beams and combined Wall Elements
 BEAM WallElement_33 LeftWall_32 -13.5 0 C2530_104 0.9794 00 00 0


 * 6.2: Supports
 WIRE Tieback_175 LeftWall_32 0 acciaioarmonico_124 7.29E-06 138.5 30 0 0
```

```
* 6.3: Strips
STRIP LeftWall_32 1 6 1 11 0 26 45
STRIP LeftWall_32 1 6 18 12 2.7 26 45

* 7: Defining Steps
STEP Stage1_31
CHANGE Rilevato_2_8_L_0 U-FRICT=32.01 LeftWall_32
CHANGE Rilevato_2_8_L_0 D-FRICT=32.01 LeftWall_32
CHANGE Rilevato_2_8_L_0 U-KA=0.307 LeftWall_32
CHANGE Rilevato_2_8_L_0 U-KP=4.847 LeftWall_32
CHANGE Rilevato_2_8_L_0 D-KA=0.307 LeftWall_32
CHANGE Rilevato_2_8_L_0 D-KP=4.847 LeftWall_32
CHANGE DI1_164_167_L_0 U-FRICT=24.79 LeftWall_32
CHANGE DI1_164_167_L_0 D-FRICT=24.79 LeftWall_32
CHANGE DI1_164_167_L_0 U-KA=0.409 LeftWall_32
CHANGE DI1_164_167_L_0 U-KP=3.185 LeftWall_32
CHANGE DI1_164_167_L_0 D-KA=0.409 LeftWall_32
CHANGE DI1_164_167_L_0 D-KP=3.185 LeftWall_32
CHANGE DI2_165_168_L_0 U-FRICT=27.45 LeftWall_32
CHANGE DI2_165_168_L_0 D-FRICT=27.45 LeftWall_32
CHANGE DI2_165_168_L_0 U-KA=0.369 LeftWall_32
CHANGE DI2_165_168_L_0 U-KP=4.248 LeftWall_32
CHANGE DI2_165_168_L_0 D-KA=0.369 LeftWall_32
CHANGE DI2_165_168_L_0 D-KP=3.695 LeftWall_32
CHANGE Rilevato_2_8_L_0 U-COHE=0 LeftWall_32
CHANGE Rilevato_2_8_L_0 U-ADHES=0 LeftWall_32
CHANGE Rilevato_2_8_L_0 D-COHE=0 LeftWall_32
CHANGE Rilevato_2_8_L_0 D-ADHES=0 LeftWall_32
CHANGE DI1_164_167_L_0 U-COHE=0 LeftWall_32
CHANGE DI1_164_167_L_0 U-ADHES=0 LeftWall_32
CHANGE DI1_164_167_L_0 D-COHE=0 LeftWall_32
CHANGE DI1_164_167_L_0 D-ADHES=0 LeftWall_32
CHANGE DI2_165_168_L_0 U-COHE=0.8 LeftWall_32
CHANGE DI2_165_168_L_0 U-ADHES=0 LeftWall_32
CHANGE DI2_165_168_L_0 D-COHE=0.8 LeftWall_32
CHANGE DI2_165_168_L_0 D-ADHES=0 LeftWall_32
SETWALL LeftWall_32
GEOM 0 0
WATER -18 0 -13.5 0 0
ADD WallElement_33
ENDSTEP

STEP Stage2_183
SETWALL LeftWall_32
GEOM 0 -1
WATER -18 0 -13.5 0 0
ENDSTEP

STEP Stage3_283
SETWALL LeftWall_32
GEOM 0 -1
WATER -18 0 -13.5 0 0
ADD Tieback_175
ENDSTEP

STEP Stage4_383
SETWALL LeftWall_32
GEOM 0 -9
WATER -18 0 -13.5 0 0
ENDSTEP

STEP Stage5_744
SETWALL LeftWall_32
GEOM 0 -8.5
WATER -18 0 -13.5 0 0
ENDSTEP

STEP Stage6_2841
SETWALL LeftWall_32
GEOM 0 -8.5
WATER -18 0 -13.5 0 0
```

```
ENDSTEP
```

Design Assumption : A2+M2+R1 - File di Paratie - File di output (.out)

```
+-------------------------------------------------------------------------------------------------------------------------+
|                   PARATIEPLUS(TM)   NLS ENGINE RELEASE  2018.0    FULL VERSION  *Build date:Nov 13, 2017*               |
|                                                                                                                         |
|                                    NewProject.BaseDesignSection_28.A2M2R1_1213                                          |
|                                  Exe Time : 4 September 2018 18:06:12                                                   |
+-------------------------------------------------------------------------------------------------------------------------+

                  ************************************************************
                  *                                                          *
                  *  PARATIE PLUS Non-Linear Spring Engine                   *
                  *                                                          *
                  *          AN ELASTOPLASTIC FINITE ELEMENT PROGRAM         *
                  *          FOR FLEXIBLE EARTH-RETAINING STRUCTURES         *
                  *                                                          *
                  *          Written by Ce.A.S. s.r.l. (ITALY)               *
                  *          with the scientific supervision of              *
                  *          Roberto Nova - full professor SOIL MECHANICS    *
                  *          at Politecnico di Milano (ITALY)                *
                  *                                                          *
                  ************************************************************
                  *                                                          *
                  *  RELEASE   2018.0     *Build date:Nov 13, 2017*    *     *
                  *                                                          *
                  *                                                          *
                  *  Ce.A.S.     S.R.L   CENTRO DI ANALISI STRUTTURALE       *
                  *              VIALE   GIUSTINIANO 10                      *
                  *              20129   M I L A N O  (ITALIA)               *
                  *  TEL.        +39 02 2020221                              *
                  *                                                          *
                  *  email       bruno.becci@ceas.it                         *
                  *  Web Page    www.ceas.it     www.paratieplus.com         *
                  ************************************************************



 JOB : NewProject.BaseDesignSection_28.A2M2R1_1213
 STARTING
ACCEPTED   <FILE,GENW                                                        >
ACCEPTED   <FILE,PLOTTER,BINARY                                              >
ACCEPTED   <SOLVE TOTAL_STRESS                                               >
ACCEPTED   <PARAM ITEMAX 40                                                  >
ACCEPTED   <CONTROL HINGES 0 0.0001 0.001                                    >


                  ************************************************************
                  *                                                          *
                  *  WARNING : PORE PRESSURES ARE AUTOMATICALLY COMPUTED     *
                  *    BY THE PROGRAM.                                       *
                  ************************************************************

PRELIMINARY OPERATIONS CPU TIME     0.00 [sec]
```

```
+-------------------------------------------------------------------------------------------------------------------------+
|                   PARATIEPLUS(TM)   NLS ENGINE RELEASE  2018.0    FULL VERSION  *Build date:Nov 13, 2017*               |
|                                                                                                                         |
|                                      NewProject.BaseDesignSection_28.A2M2R1_1213                                        |
|                                   Exe Time : 4 September 2018 18:06:12                                                  |
+-------------------------------------------------------------------------------------------------------------------------+


INPUT FILE HAS BEEN GENERATED BY WALGEN PROGRAM


New Project


NO. OF NODAL POINTS (NUMNP) ...................   69
NO. OF COORDINATES  (NCOORD)...................    2
NO. OF NODE DOFS    (NDOF).....................    2
NO. OF EQUATIONS    (NEQ)...................... 138
NO. OF CONSTRAINTS CARDS (NVINC)...............    0
NO. OF ELEMENT GROUPS (NEG).....................    4
NO. OF SOLUTION STEPS (NSTE)...................    6
NO. OF ELEMENT SETS ATTACHED TO SLAVE NODES ...    0
NO. OF RECORD FROM WALGEN .....................   99
NO. OF LONG NAMES (LASTNAME) ..................   24
LENGTH UNIT CHOICE ............................    3 (M   )
FORCE  UNIT CHOICE ............................    3 (KN  )
MAX PORE PRESSURE TABLE LENGTH.................    1
NO. OF ELEMENT GROUPS REQUIRING ADD. SLIP DOF .    0


IDOFA (01) =  2  Y-DISPL.F
IDOFA (02) =  4   X-ROT. F

 RELEVANT ITEMS UNITS

 STRESSES                  kPa
 Y-DISPLACEMENTS           m
 ROTATIONS                 RADIANS
 BEAM AND SLAB MOMENTS     kN*m/m
 BEAM SHEAR FORCES         kN/m
 ANCHOR FORCES             kN/m
 AXIAL FORCES IN TRUSSES   kN/m
 AXIAL FORCES SPRINGS      kN/m
 Y-REACTIONS               kN/m
 X-MOMENT REACTIONS        kN*m/m
 ETC.
```

```
+-------------------------------------------------------------------------------------------------------------------------+
|                   PARATIEPLUS(TM)   NLS ENGINE RELEASE  2018.0    FULL VERSION  *Build date:Nov 13, 2017*               |
|                                                                                                                         |
|                                    NewProject.BaseDesignSection_28.A2M2R1_1213                                          |
|                                  Exe Time : 4 September 2018 18:06:12                                                   |
+-------------------------------------------------------------------------------------------------------------------------+
                   P R E P R O C E S S O R     D A T A

                   N O.  O F   C O M M A N D S     99

    1 : UNIT  m kN
    2 : TITLE New Project
    3 : DELTA 0.2
    4 : option param itemax 40
    5 : option control hinges 0 0.0001 0.001
    6 : WALL LeftWall_32 0 -13.5 0 1
    7 : SOIL 0_L LeftWall_32 -13.5 0 1 0
    8 : SOIL 0_R LeftWall_32 -13.5 0 2 180
    9 : LDATA Rilevato_2_8_L_0 3 LeftWall_32
   10 : ATREST 0.5 0.5 1
   11 : WEIGHT 19 10 10
   12 : PERMEABILITY 0.0001
   13 : RESISTANCE 0 38 0 0 0
   14 : YOUNG 1.5E+04 4.5E+04
   15 : ENDL
   16 : LDATA DI1_164_167_L_0 0 LeftWall_32
   17 : ATREST 0.5 0.5 1
   18 : WEIGHT 16 6 10
   19 : PERMEABILITY 1E-05
   20 : RESISTANCE 0 30 0 0 0
   21 : YOUNG 3E+04 4.8E+04
   22 : ENDL
   23 : LDATA DI2_165_168_L_0 -5 LeftWall_32
   24 : ATREST 0.5 0.5 1
   25 : WEIGHT 16 6 10
   26 : PERMEABILITY 1E-05
   27 : RESISTANCE 1 33 0 0 0
   28 : YOUNG 6.8E+04 1.088E+05
   29 : ENDL
   30 : MATERIAL Fe360_108 2.06E+08
   31 : MATERIAL C2530_104 3.148E+07
   32 : MATERIAL acciaioarmonico_124 2.001E+08
   33 : MATERIAL C2025_103 2.996E+07
   34 : BEAM WallElement_33 LeftWall_32 -13.5 0 C2530_104 0.9794 00 00 0
   35 : WIRE Tieback_175 LeftWall_32 0 acciaioarmonico_124 7.29E-06 138.5 30 0 0
   36 : STRIP LeftWall_32 1 6 1 11 0 26 45
   37 : STRIP LeftWall_32 1 6 18 12 2.7 26 45
   38 : STEP Stage1_31
   39 : CHANGE Rilevato_2_8_L_0 U-FRICT=32.01 LeftWall_32
   40 : CHANGE Rilevato_2_8_L_0 D-FRICT=32.01 LeftWall_32
   41 : CHANGE Rilevato_2_8_L_0 U-KA=0.307 LeftWall_32
   42 : CHANGE Rilevato_2_8_L_0 U-KP=4.847 LeftWall_32
   43 : CHANGE Rilevato_2_8_L_0 D-KA=0.307 LeftWall_32
   44 : CHANGE Rilevato_2_8_L_0 D-KP=4.847 LeftWall_32
   45 : CHANGE DI1_164_167_L_0 U-FRICT=24.79 LeftWall_32
   46 : CHANGE DI1_164_167_L_0 D-FRICT=24.79 LeftWall_32
   47 : CHANGE DI1_164_167_L_0 U-KA=0.409 LeftWall_32
   48 : CHANGE DI1_164_167_L_0 U-KP=3.185 LeftWall_32
   49 : CHANGE DI1_164_167_L_0 D-KA=0.409 LeftWall_32
   50 : CHANGE DI1_164_167_L_0 D-KP=3.185 LeftWall_32
   51 : CHANGE DI2_165_168_L_0 U-FRICT=27.45 LeftWall_32
   52 : CHANGE DI2_165_168_L_0 D-FRICT=27.45 LeftWall_32
   53 : CHANGE DI2_165_168_L_0 U-KA=0.369 LeftWall_32
   54 : CHANGE DI2_165_168_L_0 U-KP=4.248 LeftWall_32
   55 : CHANGE DI2_165_168_L_0 D-KA=0.369 LeftWall_32
   56 : CHANGE DI2_165_168_L_0 D-KP=3.695 LeftWall_32
   57 : CHANGE Rilevato_2_8_L_0 U-COHE=0 LeftWall_32
   58 : CHANGE Rilevato_2_8_L_0 U-ADHES=0 LeftWall_32
   59 : CHANGE Rilevato_2_8_L_0 D-COHE=0 LeftWall_32
   60 : CHANGE Rilevato_2_8_L_0 D-ADHES=0 LeftWall_32
   61 : CHANGE DI1_164_167_L_0 U-COHE=0 LeftWall_32
```

```
62 : CHANGE DI1_164_167_L_0 U-ADHES=0 LeftWall_32
63 : CHANGE DI1_164_167_L_0 D-COHE=0 LeftWall_32
64 : CHANGE DI1_164_167_L_0 D-ADHES=0 LeftWall_32
65 : CHANGE DI2_165_168_L_0 U-COHE=0.8 LeftWall_32
66 : CHANGE DI2_165_168_L_0 U-ADHES=0 LeftWall_32
67 : CHANGE DI2_165_168_L_0 D-COHE=0.8 LeftWall_32
68 : CHANGE DI2_165_168_L_0 D-ADHES=0 LeftWall_32
69 : SETWALL LeftWall_32
70 : GEOM 0 0
71 : WATER -18 0 -13.5 0 0
72 : ADD WallElement_33
73 : ENDSTEP
74 : STEP Stage2_183
75 : SETWALL LeftWall_32
76 : GEOM 0 -1
77 : WATER -18 0 -13.5 0 0
78 : ENDSTEP
79 : STEP Stage3_283
80 : SETWALL LeftWall_32
81 : GEOM 0 -1
82 : WATER -18 0 -13.5 0 0
83 : ADD Tieback_175
84 : ENDSTEP
85 : STEP Stage4_383
86 : SETWALL LeftWall_32
87 : GEOM 0 -9
88 : WATER -18 0 -13.5 0 0
89 : ENDSTEP
90 : STEP Stage5_744
91 : SETWALL LeftWall_32
92 : GEOM 0 -8.5
93 : WATER -18 0 -13.5 0 0
94 : ENDSTEP
95 : STEP Stage6_2841
96 : SETWALL LeftWall_32
97 : GEOM 0 -8.5
98 : WATER -18 0 -13.5 0 0
99 : ENDSTEP
```

PARATIEPLUS(TM) NLS ENGINE RELEASE 2018.0 FULL VERSION *Build date:Nov 13, 2017*

NewProject.BaseDesignSection_28.A2M2R1_1213

Exe Time : 4 September 2018 18:06:12

N O D A L P O I N T D A T A

NODE	Y-COORD	Z-COORD	NODE	Y-COORD	Z-COORD	NODE	Y-COORD	Z-COORD	NODE	Y-COORD	Z-COORD
1	0.0000	0.0000	2	0.0000	-0.20000	3	0.0000	-0.40000	4	0.0000	-0.60000
5	0.0000	-0.80000	6	0.0000	-1.0000	7	0.0000	-1.2000	8	0.0000	-1.4000
9	0.0000	-1.6000	10	0.0000	-1.8000	11	0.0000	-2.0000	12	0.0000	-2.2000
13	0.0000	-2.4000	14	0.0000	-2.6000	15	0.0000	-2.8000	16	0.0000	-3.0000
17	0.0000	-3.2000	18	0.0000	-3.4000	19	0.0000	-3.6000	20	0.0000	-3.8000
21	0.0000	-4.0000	22	0.0000	-4.2000	23	0.0000	-4.4000	24	0.0000	-4.6000
25	0.0000	-4.8000	26	0.0000	-5.0000	27	0.0000	-5.2000	28	0.0000	-5.4000
29	0.0000	-5.6000	30	0.0000	-5.8000	31	0.0000	-6.0000	32	0.0000	-6.2000
33	0.0000	-6.4000	34	0.0000	-6.6000	35	0.0000	-6.8000	36	0.0000	-7.0000
37	0.0000	-7.2000	38	0.0000	-7.4000	39	0.0000	-7.6000	40	0.0000	-7.8000
41	0.0000	-8.0000	42	0.0000	-8.2000	43	0.0000	-8.4000	44	0.0000	-8.6000
45	0.0000	-8.8000	46	0.0000	-9.0000	47	0.0000	-9.2000	48	0.0000	-9.4000
49	0.0000	-9.6000	50	0.0000	-9.8000	51	0.0000	-10.000	52	0.0000	-10.200
53	0.0000	-10.400	54	0.0000	-10.600	55	0.0000	-10.800	56	0.0000	-11.000
57	0.0000	-11.200	58	0.0000	-11.400	59	0.0000	-11.600	60	0.0000	-11.800
61	0.0000	-12.000	62	0.0000	-12.200	63	0.0000	-12.400	64	0.0000	-12.600
65	0.0000	-12.800	66	0.0000	-13.000	67	0.0000	-13.200	68	0.0000	-13.400
69	0.0000	-13.500									

```
+-------------------------------------------------------------------------------------------------------------------------+
|                   PARATIEPLUS(TM)   NLS ENGINE RELEASE  2018.0    FULL VERSION  *Build date:Nov 13, 2017*               |
|                                                                                                                         |
|                                     NewProject.BaseDesignSection_28.A2M2R1_1213                                         |
|                                  Exe Time : 4 September 2018 18:06:12                                                   |
+-------------------------------------------------------------------------------------------------------------------------+
 ELEMENT GROUP NO.  1

0_L                                                          :
   5  69   0   1   0   0   0   0   0   0   0   0   0   0   0   3   0   0   0   0
.....................................
.........2D PLASTIC SOIL ..........
.....................................

element group behaviour throughout stage analysis

stage   status
------------------
    1   active
    2   active
    3   active
    4   active
    5   active
    6   active

 material set no.    1

 prop( 1) angle              0.00000
 prop( 2) layer as foreseen  1.00000


 material set no.    2

 prop( 1) angle              0.00000
 prop( 2) layer as foreseen  2.00000


 material set no.    3

 prop( 1) angle              0.00000
 prop( 2) layer as foreseen  3.00000


 element data

   el    n  mat      area      .....     .....     .....      flag
-------------------------------------------------------------------

    1    1    2   0.1000     0.000     0.000     0.000     1.000
    2    2    2   0.2000     0.000     0.000     0.000     1.000
    3    3    2   0.2000     0.000     0.000     0.000     1.000
    4    4    2   0.2000     0.000     0.000     0.000     1.000
    5    5    2   0.2000     0.000     0.000     0.000     1.000
    6    6    2   0.2000     0.000     0.000     0.000     1.000
    7    7    2   0.2000     0.000     0.000     0.000     1.000
    8    8    2   0.2000     0.000     0.000     0.000     1.000
    9    9    2   0.2000     0.000     0.000     0.000     1.000
   10   10    2   0.2000     0.000     0.000     0.000     1.000
   11   11    2   0.2000     0.000     0.000     0.000     1.000
   12   12    2   0.2000     0.000     0.000     0.000     1.000
   13   13    2   0.2000     0.000     0.000     0.000     1.000
   14   14    2   0.2000     0.000     0.000     0.000     1.000
   15   15    2   0.2000     0.000     0.000     0.000     1.000
   16   16    2   0.2000     0.000     0.000     0.000     1.000
   17   17    2   0.2000     0.000     0.000     0.000     1.000
   18   18    2   0.2000     0.000     0.000     0.000     1.000
   19   19    2   0.2000     0.000     0.000     0.000     1.000
   20   20    2   0.2000     0.000     0.000     0.000     1.000
   21   21    2   0.2000     0.000     0.000     0.000     1.000
   22   22    2   0.2000     0.000     0.000     0.000     1.000
   23   23    2   0.2000     0.000     0.000     0.000     1.000
```

24	24	2	0.2000	0.000	0.000	0.000	1.000
25	25	2	0.2000	0.000	0.000	0.000	1.000
26	26	2	0.2000	0.000	0.000	0.000	1.000
27	27	3	0.2000	0.000	0.000	0.000	1.000
28	28	3	0.2000	0.000	0.000	0.000	1.000
29	29	3	0.2000	0.000	0.000	0.000	1.000
30	30	3	0.2000	0.000	0.000	0.000	1.000
31	31	3	0.2000	0.000	0.000	0.000	1.000
32	32	3	0.2000	0.000	0.000	0.000	1.000
33	33	3	0.2000	0.000	0.000	0.000	1.000
34	34	3	0.2000	0.000	0.000	0.000	1.000
35	35	3	0.2000	0.000	0.000	0.000	1.000
36	36	3	0.2000	0.000	0.000	0.000	1.000
37	37	3	0.2000	0.000	0.000	0.000	1.000
38	38	3	0.2000	0.000	0.000	0.000	1.000
39	39	3	0.2000	0.000	0.000	0.000	1.000
40	40	3	0.2000	0.000	0.000	0.000	1.000
41	41	3	0.2000	0.000	0.000	0.000	1.000
42	42	3	0.2000	0.000	0.000	0.000	1.000
43	43	3	0.2000	0.000	0.000	0.000	1.000
44	44	3	0.2000	0.000	0.000	0.000	1.000
45	45	3	0.2000	0.000	0.000	0.000	1.000
46	46	3	0.2000	0.000	0.000	0.000	1.000
47	47	3	0.2000	0.000	0.000	0.000	1.000
48	48	3	0.2000	0.000	0.000	0.000	1.000
49	49	3	0.2000	0.000	0.000	0.000	1.000
50	50	3	0.2000	0.000	0.000	0.000	1.000
51	51	3	0.2000	0.000	0.000	0.000	1.000
52	52	3	0.2000	0.000	0.000	0.000	1.000
53	53	3	0.2000	0.000	0.000	0.000	1.000
54	54	3	0.2000	0.000	0.000	0.000	1.000
55	55	3	0.2000	0.000	0.000	0.000	1.000
56	56	3	0.2000	0.000	0.000	0.000	1.000
57	57	3	0.2000	0.000	0.000	0.000	1.000
58	58	3	0.2000	0.000	0.000	0.000	1.000
59	59	3	0.2000	0.000	0.000	0.000	1.000
60	60	3	0.2000	0.000	0.000	0.000	1.000
61	61	3	0.2000	0.000	0.000	0.000	1.000
62	62	3	0.2000	0.000	0.000	0.000	1.000
63	63	3	0.2000	0.000	0.000	0.000	1.000
64	64	3	0.2000	0.000	0.000	0.000	1.000
65	65	3	0.2000	0.000	0.000	0.000	1.000
66	66	3	0.2000	0.000	0.000	0.000	1.000
67	67	3	0.2000	0.000	0.000	0.000	1.000
68	68	3	0.1500	0.000	0.000	0.000	1.000
69	69	3	0.5000E-01	0.000	0.000	0.000	1.000

```
+-------------------------------------------------------------------------------------------------------------------------------+
|                   PARATIEPLUS(TM)   NLS ENGINE RELEASE  2018.0    FULL VERSION  *Build date:Nov 13, 2017*                     |
|                                                                                                                               |
|                                     NewProject.BaseDesignSection_28.A2M2R1_1213                                               |
|                                  Exe Time : 4 September 2018 18:06:12                                                         |
+-------------------------------------------------------------------------------------------------------------------------------+
 ELEMENT GROUP NO.  2

0_R                                                          :
   5  69   0   1   0   0   0   0   0   0   0   0   0   0   0   3   0   0   0   0
.....................................
.........2D PLASTIC SOIL ..........
.....................................

element group behaviour throughout stage analysis

stage   status
------------------
    1   active
    2   active
    3   active
    4   active
    5   active
    6   active

 material set no.    1

 prop( 1) angle              180.000
 prop( 2) layer as foreseen  1.00000


 material set no.    2

 prop( 1) angle              180.000
 prop( 2) layer as foreseen  2.00000


 material set no.    3

 prop( 1) angle              180.000
 prop( 2) layer as foreseen  3.00000


 element data

   el    n  mat      area      .....     .....     .....      flag
-------------------------------------------------------------------

    1    1    2   0.1000     0.000     0.000     0.000     2.000
    2    2    2   0.2000     0.000     0.000     0.000     2.000
    3    3    2   0.2000     0.000     0.000     0.000     2.000
    4    4    2   0.2000     0.000     0.000     0.000     2.000
    5    5    2   0.2000     0.000     0.000     0.000     2.000
    6    6    2   0.2000     0.000     0.000     0.000     2.000
    7    7    2   0.2000     0.000     0.000     0.000     2.000
    8    8    2   0.2000     0.000     0.000     0.000     2.000
    9    9    2   0.2000     0.000     0.000     0.000     2.000
   10   10    2   0.2000     0.000     0.000     0.000     2.000
   11   11    2   0.2000     0.000     0.000     0.000     2.000
   12   12    2   0.2000     0.000     0.000     0.000     2.000
   13   13    2   0.2000     0.000     0.000     0.000     2.000
   14   14    2   0.2000     0.000     0.000     0.000     2.000
   15   15    2   0.2000     0.000     0.000     0.000     2.000
   16   16    2   0.2000     0.000     0.000     0.000     2.000
   17   17    2   0.2000     0.000     0.000     0.000     2.000
   18   18    2   0.2000     0.000     0.000     0.000     2.000
   19   19    2   0.2000     0.000     0.000     0.000     2.000
   20   20    2   0.2000     0.000     0.000     0.000     2.000
   21   21    2   0.2000     0.000     0.000     0.000     2.000
   22   22    2   0.2000     0.000     0.000     0.000     2.000
   23   23    2   0.2000     0.000     0.000     0.000     2.000
```

24	24	2	0.2000	0.000	0.000	0.000	2.000
25	25	2	0.2000	0.000	0.000	0.000	2.000
26	26	2	0.2000	0.000	0.000	0.000	2.000
27	27	3	0.2000	0.000	0.000	0.000	2.000
28	28	3	0.2000	0.000	0.000	0.000	2.000
29	29	3	0.2000	0.000	0.000	0.000	2.000
30	30	3	0.2000	0.000	0.000	0.000	2.000
31	31	3	0.2000	0.000	0.000	0.000	2.000
32	32	3	0.2000	0.000	0.000	0.000	2.000
33	33	3	0.2000	0.000	0.000	0.000	2.000
34	34	3	0.2000	0.000	0.000	0.000	2.000
35	35	3	0.2000	0.000	0.000	0.000	2.000
36	36	3	0.2000	0.000	0.000	0.000	2.000
37	37	3	0.2000	0.000	0.000	0.000	2.000
38	38	3	0.2000	0.000	0.000	0.000	2.000
39	39	3	0.2000	0.000	0.000	0.000	2.000
40	40	3	0.2000	0.000	0.000	0.000	2.000
41	41	3	0.2000	0.000	0.000	0.000	2.000
42	42	3	0.2000	0.000	0.000	0.000	2.000
43	43	3	0.2000	0.000	0.000	0.000	2.000
44	44	3	0.2000	0.000	0.000	0.000	2.000
45	45	3	0.2000	0.000	0.000	0.000	2.000
46	46	3	0.2000	0.000	0.000	0.000	2.000
47	47	3	0.2000	0.000	0.000	0.000	2.000
48	48	3	0.2000	0.000	0.000	0.000	2.000
49	49	3	0.2000	0.000	0.000	0.000	2.000
50	50	3	0.2000	0.000	0.000	0.000	2.000
51	51	3	0.2000	0.000	0.000	0.000	2.000
52	52	3	0.2000	0.000	0.000	0.000	2.000
53	53	3	0.2000	0.000	0.000	0.000	2.000
54	54	3	0.2000	0.000	0.000	0.000	2.000
55	55	3	0.2000	0.000	0.000	0.000	2.000
56	56	3	0.2000	0.000	0.000	0.000	2.000
57	57	3	0.2000	0.000	0.000	0.000	2.000
58	58	3	0.2000	0.000	0.000	0.000	2.000
59	59	3	0.2000	0.000	0.000	0.000	2.000
60	60	3	0.2000	0.000	0.000	0.000	2.000
61	61	3	0.2000	0.000	0.000	0.000	2.000
62	62	3	0.2000	0.000	0.000	0.000	2.000
63	63	3	0.2000	0.000	0.000	0.000	2.000
64	64	3	0.2000	0.000	0.000	0.000	2.000
65	65	3	0.2000	0.000	0.000	0.000	2.000
66	66	3	0.2000	0.000	0.000	0.000	2.000
67	67	3	0.2000	0.000	0.000	0.000	2.000
68	68	3	0.1500	0.000	0.000	0.000	2.000
69	69	3	0.5000E-01	0.000	0.000	0.000	2.000

```
+-------------------------------------------------------------------------------------------------------------------------------+
|                   PARATIEPLUS(TM)   NLS ENGINE RELEASE  2018.0    FULL VERSION  *Build date:Nov 13, 2017*                    |
|                                                                                                                               |
|                                     NewProject.BaseDesignSection_28.A2M2R1_1213                                               |
|                                  Exe Time : 4 September 2018 18:06:12                                                         |
+-------------------------------------------------------------------------------------------------------------------------------+
 ELEMENT GROUP NO.  3

WallElement_33                                                :
   2  68   0   1   0   0   0   0   0   0   0   0   0   0   0   1   0   0   1   0
.....................................
.........2D WALL ELEMENT...........
.....................................

element group behaviour throughout stage analysis

stage   status
------------------
    1   active
    2   active
    3   active
    4   active
    5   active
    6   active

 material set no.    1

 prop( 1) young modulus      0.314800E+08
 prop( 2) modification  time  0.00000
 prop( 3) new young modulus   0.00000
 prop( 4) poisson ratio       0.00000
 prop( 5) future .............0.294300E-43

 no. of step variable items:     1
 step  inertia multipier
--------------------------
    1   1.000
    2   1.000
    3   1.000
    4   1.000
    5   1.000
    6   1.000

 element data

   el   na   nb  mat      erc1      erc2     thick      by-i      by-j
-------------------------------------------------------------

    1    1    2    1    0.000     0.000    0.9794     0.000     0.000
    2    2    3    1    0.000     0.000    0.9794     0.000     0.000
    3    3    4    1    0.000     0.000    0.9794     0.000     0.000
    4    4    5    1    0.000     0.000    0.9794     0.000     0.000
    5    5    6    1    0.000     0.000    0.9794     0.000     0.000
    6    6    7    1    0.000     0.000    0.9794     0.000     0.000
    7    7    8    1    0.000     0.000    0.9794     0.000     0.000
    8    8    9    1    0.000     0.000    0.9794     0.000     0.000
    9    9   10    1    0.000     0.000    0.9794     0.000     0.000
   10   10   11    1    0.000     0.000    0.9794     0.000     0.000
   11   11   12    1    0.000     0.000    0.9794     0.000     0.000
   12   12   13    1    0.000     0.000    0.9794     0.000     0.000
   13   13   14    1    0.000     0.000    0.9794     0.000     0.000
   14   14   15    1    0.000     0.000    0.9794     0.000     0.000
   15   15   16    1    0.000     0.000    0.9794     0.000     0.000
   16   16   17    1    0.000     0.000    0.9794     0.000     0.000
   17   17   18    1    0.000     0.000    0.9794     0.000     0.000
   18   18   19    1    0.000     0.000    0.9794     0.000     0.000
   19   19   20    1    0.000     0.000    0.9794     0.000     0.000
   20   20   21    1    0.000     0.000    0.9794     0.000     0.000
   21   21   22    1    0.000     0.000    0.9794     0.000     0.000
   22   22   23    1    0.000     0.000    0.9794     0.000     0.000
   23   23   24    1    0.000     0.000    0.9794     0.000     0.000
```

24	24	25	1	0.000	0.000	0.9794	0.000	0.000
25	25	26	1	0.000	0.000	0.9794	0.000	0.000
26	26	27	1	0.000	0.000	0.9794	0.000	0.000
27	27	28	1	0.000	0.000	0.9794	0.000	0.000
28	28	29	1	0.000	0.000	0.9794	0.000	0.000
29	29	30	1	0.000	0.000	0.9794	0.000	0.000
30	30	31	1	0.000	0.000	0.9794	0.000	0.000
31	31	32	1	0.000	0.000	0.9794	0.000	0.000
32	32	33	1	0.000	0.000	0.9794	0.000	0.000
33	33	34	1	0.000	0.000	0.9794	0.000	0.000
34	34	35	1	0.000	0.000	0.9794	0.000	0.000
35	35	36	1	0.000	0.000	0.9794	0.000	0.000
36	36	37	1	0.000	0.000	0.9794	0.000	0.000
37	37	38	1	0.000	0.000	0.9794	0.000	0.000
38	38	39	1	0.000	0.000	0.9794	0.000	0.000
39	39	40	1	0.000	0.000	0.9794	0.000	0.000
40	40	41	1	0.000	0.000	0.9794	0.000	0.000
41	41	42	1	0.000	0.000	0.9794	0.000	0.000
42	42	43	1	0.000	0.000	0.9794	0.000	0.000
43	43	44	1	0.000	0.000	0.9794	0.000	0.000
44	44	45	1	0.000	0.000	0.9794	0.000	0.000
45	45	46	1	0.000	0.000	0.9794	0.000	0.000
46	46	47	1	0.000	0.000	0.9794	0.000	0.000
47	47	48	1	0.000	0.000	0.9794	0.000	0.000
48	48	49	1	0.000	0.000	0.9794	0.000	0.000
49	49	50	1	0.000	0.000	0.9794	0.000	0.000
50	50	51	1	0.000	0.000	0.9794	0.000	0.000
51	51	52	1	0.000	0.000	0.9794	0.000	0.000
52	52	53	1	0.000	0.000	0.9794	0.000	0.000
53	53	54	1	0.000	0.000	0.9794	0.000	0.000
54	54	55	1	0.000	0.000	0.9794	0.000	0.000
55	55	56	1	0.000	0.000	0.9794	0.000	0.000
56	56	57	1	0.000	0.000	0.9794	0.000	0.000
57	57	58	1	0.000	0.000	0.9794	0.000	0.000
58	58	59	1	0.000	0.000	0.9794	0.000	0.000
59	59	60	1	0.000	0.000	0.9794	0.000	0.000
60	60	61	1	0.000	0.000	0.9794	0.000	0.000
61	61	62	1	0.000	0.000	0.9794	0.000	0.000
62	62	63	1	0.000	0.000	0.9794	0.000	0.000
63	63	64	1	0.000	0.000	0.9794	0.000	0.000
64	64	65	1	0.000	0.000	0.9794	0.000	0.000
65	65	66	1	0.000	0.000	0.9794	0.000	0.000
66	66	67	1	0.000	0.000	0.9794	0.000	0.000
67	67	68	1	0.000	0.000	0.9794	0.000	0.000
68	68	69	1	0.000	0.000	0.9794	0.000	0.000

```
+-------------------------------------------------------------------------------------------------------------------------+
|                   PARATIEPLUS(TM)   NLS ENGINE RELEASE  2018.0    FULL VERSION  *Build date:Nov 13, 2017*              |
|                                                                                                                         |
|                                     NewProject.BaseDesignSection_28.A2M2R1_1213                                         |
|                                  Exe Time : 4 September 2018 18:06:12                                                   |
+-------------------------------------------------------------------------------------------------------------------------+
 ELEMENT GROUP NO.  4

Tieback_175                                                 :
   6   1   0   1   0   0   0   0   0   0   0   0   0   0   0   1   0   0   2   0
.....................................
.........2D POST-TENSION ANCHOR....
.....................................

element group behaviour throughout stage analysis

stage   status
------------------
    1  inactive
    2  inactive
    3   active
    4   active
    5   active
    6   active

 material set no.    1

 prop( 1) angle          30.0000
 prop( 2) young modulus 0.200100E+09
 prop( 3) modification  time  0.00000
 prop( 4) new young modulus   0.00000

 no. of step variable items:     2
 step   -ve lim     +ve lim
------------------------------
    1   0.000       0.000
    2   0.000       0.000
    3   0.000       0.000
    4   0.000       0.000
    5   0.000       0.000
    6   0.000       0.000

 element data

   el    n  mat       a/l     pinit    yieldc    yieldt
-----------------------------------------------------------

    1    1    1   0.7290E-05 138.5     0.000     0.000
```

```
+-------------------------------------------------------------------------------------------------------------------------+
|                   PARATIEPLUS(TM)   NLS ENGINE RELEASE  2018.0    FULL VERSION  *Build date:Nov 13, 2017*              |
|                                                                                                                         |
|                                     NewProject.BaseDesignSection_28.A2M2R1_1213                                         |
|                                  Exe Time : 4 September 2018 18:06:12                                                   |
+-------------------------------------------------------------------------------------------------------------------------+


NO. OF NODAL LOADS  (NLOAD) ...................    0
NO. OF LOAD CURVES  (NLCUR) ...................   12
MAXIMUM POINTS/LCURVE (NPTM)...................    5
```

```
+-------------------------------------------------------------------------------------------------------------------------+
|                  PARATIEPLUS(TM)   NLS ENGINE RELEASE  2018.0    FULL VERSION  *Build date:Nov 13, 2017*              |
|                                                                                                                         |
|                                    NewProject.BaseDesignSection_28.A2M2R1_1213                                          |
|                                 Exe Time : 4 September 2018 18:06:12                                                    |
+-------------------------------------------------------------------------------------------------------------------------+
L O A D     D A T A


    LOAD FUNCTION NUMBER   =    1
    NUMBER OF TIME POINTS  =    5

    TIME VALUE      FUNCTION

       0.00000    0.0000E+00
       0.80000    0.0000E+00
       1.00000    0.1000E+01
       1.20000    0.0000E+00
       7.00000    0.0000E+00


    LOAD FUNCTION NUMBER   =    2
    NUMBER OF TIME POINTS  =    5

    TIME VALUE      FUNCTION

       0.00000    0.0000E+00
       1.80000    0.0000E+00
       2.00000    0.1000E+01
       2.20000    0.0000E+00
       7.00000    0.0000E+00


    LOAD FUNCTION NUMBER   =    3
    NUMBER OF TIME POINTS  =    5

    TIME VALUE      FUNCTION

       0.00000    0.0000E+00
       2.80000    0.0000E+00
       3.00000    0.1000E+01
       3.20000    0.0000E+00
       7.00000    0.0000E+00


    LOAD FUNCTION NUMBER   =    4
    NUMBER OF TIME POINTS  =    5

    TIME VALUE      FUNCTION

       0.00000    0.0000E+00
       3.80000    0.0000E+00
       4.00000    0.1000E+01
       4.20000    0.0000E+00
       7.00000    0.0000E+00


    LOAD FUNCTION NUMBER   =    5
    NUMBER OF TIME POINTS  =    5

    TIME VALUE      FUNCTION

       0.00000    0.0000E+00
       4.80000    0.0000E+00
       5.00000    0.1000E+01
       5.20000    0.0000E+00
```

```
   7.00000    0.0000E+00


LOAD FUNCTION NUMBER   =    6
NUMBER OF TIME POINTS  =    5

TIME VALUE      FUNCTION

   0.00000    0.0000E+00
   5.80000    0.0000E+00
   6.00000    0.1000E+01
   6.20000    0.0000E+00
   7.00000    0.0000E+00


LOAD FUNCTION NUMBER   =    7
NUMBER OF TIME POINTS  =    4

TIME VALUE      FUNCTION

   0.00000    0.0000E+00
   0.80000    0.0000E+00
   1.00000    0.1000E+01
   7.00000    0.1000E+01


LOAD FUNCTION NUMBER   =    8
NUMBER OF TIME POINTS  =    4

TIME VALUE      FUNCTION

   0.00000    0.0000E+00
   1.80000    0.0000E+00
   2.00000    0.1000E+01
   7.00000    0.1000E+01


LOAD FUNCTION NUMBER   =    9
NUMBER OF TIME POINTS  =    4

TIME VALUE      FUNCTION

   0.00000    0.0000E+00
   2.80000    0.0000E+00
   3.00000    0.1000E+01
   7.00000    0.1000E+01


LOAD FUNCTION NUMBER   =   10
NUMBER OF TIME POINTS  =    4

TIME VALUE      FUNCTION

   0.00000    0.0000E+00
   3.80000    0.0000E+00
   4.00000    0.1000E+01
   7.00000    0.1000E+01


LOAD FUNCTION NUMBER   =   11
NUMBER OF TIME POINTS  =    4

TIME VALUE      FUNCTION

   0.00000    0.0000E+00
   4.80000    0.0000E+00
   5.00000    0.1000E+01
   7.00000    0.1000E+01
```

```
     LOAD FUNCTION NUMBER   =   12
     NUMBER OF TIME POINTS  =    4

     TIME VALUE      FUNCTION

        0.00000    0.0000E+00
        5.80000    0.0000E+00
        6.00000    0.1000E+01
        7.00000    0.1000E+01


 NO. OF DISTRIBUTED LOAD CARDS     0
```

```
+-------------------------------------------------------------------------------------------------------------------------+
|                   PARATIEPLUS(TM)   NLS ENGINE RELEASE  2018.0    FULL VERSION  *Build date:Nov 13, 2017*              |
|                                                                                                                         |
|                                     NewProject.BaseDesignSection_28.A2M2R1_1213                                         |
|                                  Exe Time : 4 September 2018 18:06:12                                                   |
+-------------------------------------------------------------------------------------------------------------------------+
L O A D     B A L A N C E

STEP     1 TOTAL APPLIED LOAD IN DIR.  2  Y-DISPL.F       0.0000000
STEP     1 TOTAL APPLIED LOAD IN DIR.  4   X-ROT. F       0.0000000

STEP     2 TOTAL APPLIED LOAD IN DIR.  2  Y-DISPL.F       0.0000000
STEP     2 TOTAL APPLIED LOAD IN DIR.  4   X-ROT. F       0.0000000

STEP     3 TOTAL APPLIED LOAD IN DIR.  2  Y-DISPL.F       0.0000000
STEP     3 TOTAL APPLIED LOAD IN DIR.  4   X-ROT. F       0.0000000

STEP     4 TOTAL APPLIED LOAD IN DIR.  2  Y-DISPL.F       0.0000000
STEP     4 TOTAL APPLIED LOAD IN DIR.  4   X-ROT. F       0.0000000

STEP     5 TOTAL APPLIED LOAD IN DIR.  2  Y-DISPL.F       0.0000000
STEP     5 TOTAL APPLIED LOAD IN DIR.  4   X-ROT. F       0.0000000

STEP     6 TOTAL APPLIED LOAD IN DIR.  2  Y-DISPL.F       0.0000000
STEP     6 TOTAL APPLIED LOAD IN DIR.  4   X-ROT. F       0.0000000


                    LOAD INPUT SECTION COMPLETED
```

```
+-------------------------------------------------------------------------------------------------------------------------+
|                   PARATIEPLUS(TM)   NLS ENGINE RELEASE  2018.0    FULL VERSION  *Build date:Nov 13, 2017*              |
|                                                                                                                         |
|                                      NewProject.BaseDesignSection_28.A2M2R1_1213                                        |
|                                   Exe Time : 4 September 2018 18:06:12                                                  |
+-------------------------------------------------------------------------------------------------------------------------+


NO. OF LAYERS ..............................    3
NO. OF DATA PER LAYER.......................  100
```

```
+-------------------------------------------------------------------------------------------------------------------------+
|                   PARATIEPLUS(TM)   NLS ENGINE RELEASE  2018.0    FULL VERSION  *Build date:Nov 13, 2017*              |
|                                                                                                                         |
|                                     NewProject.BaseDesignSection_28.A2M2R1_1213                                         |
|                                  Exe Time : 4 September 2018 18:06:12                                                   |
+-------------------------------------------------------------------------------------------------------------------------+

LAYER DESCRIPTORS FOR STEP NO.    1


 NON ZERO LAYER DESCRIPTORS FOR LAYER NO.    1 FOR STEP NO.    1

ITEM NO.   1<NAME    >=  16.000     (BOTH WALLS)
ITEM NO.   2<NATURE  >=  1.0000     (BOTH WALLS)
ITEM NO.   3<LEVEL   >=  3.0000     (BOTH WALLS)
ITEM NO.   4<WALL    >=  1.0000     (BOTH WALLS)
ITEM NO.   5<GAMMAD  >=  19.000     (BOTH WALLS)
ITEM NO.   6<GAMMAB  >=  10.000     (BOTH WALLS)
ITEM NO.   7<GAMMAW  >=  10.000     (BOTH WALLS)
ITEM NO.   9<U-FRICT >=  32.010     WALL NO.        1
ITEM NO.   9<U-FRICT >=  38.000     WALL NO.        2
ITEM NO.  10<U-KA    >= 0.30700     WALL NO.        1
ITEM NO.  11<U-KP    >=  4.8470     WALL NO.        1
ITEM NO.  12<K0-NC   >= 0.50000     (BOTH WALLS)
ITEM NO.  13<NEXP    >= 0.50000     (BOTH WALLS)
ITEM NO.  14<OCR     >=  1.0000     (BOTH WALLS)
ITEM NO.  16<MODEL   >=  1.0000     (BOTH WALLS)
ITEM NO.  17<EVC     >=  15000.     (BOTH WALLS)
ITEM NO.  18<EUR     >=  45000.     (BOTH WALLS)
ITEM NO.  27<U-PERM  >= 0.10000E-03 (BOTH WALLS)
ITEM NO.  52<D-NATURE>=  1.0000     (BOTH WALLS)
ITEM NO.  53<D-LEVEL >=  0.0000     (BOTH WALLS)
ITEM NO.  59<D-FRICT >=  32.010     WALL NO.        1
ITEM NO.  59<D-FRICT >=  38.000     WALL NO.        2
ITEM NO.  60<D-KA    >= 0.30700     WALL NO.        1
ITEM NO.  61<D-KP    >=  4.8470     WALL NO.        1
ITEM NO.  77<D-PERM  >= 0.10000E-03 (BOTH WALLS)

 NON ZERO LAYER DESCRIPTORS FOR LAYER NO.    2 FOR STEP NO.    1

ITEM NO.   1<NAME    >=  17.000     (BOTH WALLS)
ITEM NO.   2<NATURE  >=  1.0000     (BOTH WALLS)
ITEM NO.   3<LEVEL   >=  0.0000     (BOTH WALLS)
ITEM NO.   4<WALL    >=  1.0000     (BOTH WALLS)
ITEM NO.   5<GAMMAD  >=  16.000     (BOTH WALLS)
ITEM NO.   6<GAMMAB  >=  6.0000     (BOTH WALLS)
ITEM NO.   7<GAMMAW  >=  10.000     (BOTH WALLS)
ITEM NO.   9<U-FRICT >=  24.790     WALL NO.        1
ITEM NO.   9<U-FRICT >=  30.000     WALL NO.        2
ITEM NO.  10<U-KA    >= 0.40900     WALL NO.        1
ITEM NO.  11<U-KP    >=  3.1850     WALL NO.        1
ITEM NO.  12<K0-NC   >= 0.50000     (BOTH WALLS)
ITEM NO.  13<NEXP    >= 0.50000     (BOTH WALLS)
ITEM NO.  14<OCR     >=  1.0000     (BOTH WALLS)
ITEM NO.  16<MODEL   >=  1.0000     (BOTH WALLS)
ITEM NO.  17<EVC     >=  30000.     (BOTH WALLS)
ITEM NO.  18<EUR     >=  48000.     (BOTH WALLS)
ITEM NO.  27<U-PERM  >= 0.10000E-04 (BOTH WALLS)
ITEM NO.  52<D-NATURE>=  1.0000     (BOTH WALLS)
ITEM NO.  53<D-LEVEL >=  0.0000     (BOTH WALLS)
ITEM NO.  59<D-FRICT >=  24.790     WALL NO.        1
ITEM NO.  59<D-FRICT >=  30.000     WALL NO.        2
ITEM NO.  60<D-KA    >= 0.40900     WALL NO.        1
ITEM NO.  61<D-KP    >=  3.1850     WALL NO.        1
ITEM NO.  77<D-PERM  >= 0.10000E-04 (BOTH WALLS)

 NON ZERO LAYER DESCRIPTORS FOR LAYER NO.    3 FOR STEP NO.    1

ITEM NO.   1<NAME    >=  18.000     (BOTH WALLS)
ITEM NO.   2<NATURE  >=  1.0000     (BOTH WALLS)
ITEM NO.   3<LEVEL   >= -5.0000     (BOTH WALLS)
```

```
ITEM NO.   4<WALL    >=  1.0000     (BOTH WALLS)
ITEM NO.   5<GAMMAD  >=  16.000     (BOTH WALLS)
ITEM NO.   6<GAMMAB  >=  6.0000     (BOTH WALLS)
ITEM NO.   7<GAMMAW  >=  10.000     (BOTH WALLS)
ITEM NO.   8<U-COHE  >= 0.80000     WALL NO.        1
ITEM NO.   8<U-COHE  >=  1.0000     WALL NO.        2
ITEM NO.   9<U-FRICT >=  27.450     WALL NO.        1
ITEM NO.   9<U-FRICT >=  33.000     WALL NO.        2
ITEM NO.  10<U-KA    >= 0.36900     WALL NO.        1
ITEM NO.  11<U-KP    >=  4.2480     WALL NO.        1
ITEM NO.  12<K0-NC   >= 0.50000     (BOTH WALLS)
ITEM NO.  13<NEXP    >= 0.50000     (BOTH WALLS)
ITEM NO.  14<OCR     >=  1.0000     (BOTH WALLS)
ITEM NO.  16<MODEL   >=  1.0000     (BOTH WALLS)
ITEM NO.  17<EVC     >=  68000.     (BOTH WALLS)
ITEM NO.  18<EUR     >= 0.10880E+06 (BOTH WALLS)
ITEM NO.  27<U-PERM  >= 0.10000E-04 (BOTH WALLS)
ITEM NO.  52<D-NATURE>=  1.0000     (BOTH WALLS)
ITEM NO.  53<D-LEVEL >=  0.0000     (BOTH WALLS)
ITEM NO.  58<D-COHE  >= 0.80000     WALL NO.        1
ITEM NO.  58<D-COHE  >=  1.0000     WALL NO.        2
ITEM NO.  59<D-FRICT >=  27.450     WALL NO.        1
ITEM NO.  59<D-FRICT >=  33.000     WALL NO.        2
ITEM NO.  60<D-KA    >= 0.36900     WALL NO.        1
ITEM NO.  61<D-KP    >=  3.6950     WALL NO.        1
ITEM NO.  77<D-PERM  >= 0.10000E-04 (BOTH WALLS)

LAYER DESCRIPTORS FOR STEP NO.    2


 NON ZERO LAYER DESCRIPTORS FOR LAYER NO.    1 FOR STEP NO.    2

ITEM NO.   1<NAME    >=  16.000     (BOTH WALLS)
ITEM NO.   2<NATURE  >=  1.0000     (BOTH WALLS)
ITEM NO.   3<LEVEL   >=  3.0000     (BOTH WALLS)
ITEM NO.   4<WALL    >=  1.0000     (BOTH WALLS)
ITEM NO.   5<GAMMAD  >=  19.000     (BOTH WALLS)
ITEM NO.   6<GAMMAB  >=  10.000     (BOTH WALLS)
ITEM NO.   7<GAMMAW  >=  10.000     (BOTH WALLS)
ITEM NO.   9<U-FRICT >=  32.010     WALL NO.        1
ITEM NO.   9<U-FRICT >=  38.000     WALL NO.        2
ITEM NO.  10<U-KA    >= 0.30700     WALL NO.        1
ITEM NO.  11<U-KP    >=  4.8470     WALL NO.        1
ITEM NO.  12<K0-NC   >= 0.50000     (BOTH WALLS)
ITEM NO.  13<NEXP    >= 0.50000     (BOTH WALLS)
ITEM NO.  14<OCR     >=  1.0000     (BOTH WALLS)
ITEM NO.  16<MODEL   >=  1.0000     (BOTH WALLS)
ITEM NO.  17<EVC     >=  15000.     (BOTH WALLS)
ITEM NO.  18<EUR     >=  45000.     (BOTH WALLS)
ITEM NO.  27<U-PERM  >= 0.10000E-03 (BOTH WALLS)
ITEM NO.  52<D-NATURE>=  1.0000     (BOTH WALLS)
ITEM NO.  53<D-LEVEL >=  0.0000     (BOTH WALLS)
ITEM NO.  59<D-FRICT >=  32.010     WALL NO.        1
ITEM NO.  59<D-FRICT >=  38.000     WALL NO.        2
ITEM NO.  60<D-KA    >= 0.30700     WALL NO.        1
ITEM NO.  61<D-KP    >=  4.8470     WALL NO.        1
ITEM NO.  77<D-PERM  >= 0.10000E-03 (BOTH WALLS)

 NON ZERO LAYER DESCRIPTORS FOR LAYER NO.    2 FOR STEP NO.    2

ITEM NO.   1<NAME    >=  17.000     (BOTH WALLS)
ITEM NO.   2<NATURE  >=  1.0000     (BOTH WALLS)
ITEM NO.   3<LEVEL   >=  0.0000     (BOTH WALLS)
ITEM NO.   4<WALL    >=  1.0000     (BOTH WALLS)
ITEM NO.   5<GAMMAD  >=  16.000     (BOTH WALLS)
ITEM NO.   6<GAMMAB  >=  6.0000     (BOTH WALLS)
ITEM NO.   7<GAMMAW  >=  10.000     (BOTH WALLS)
ITEM NO.   9<U-FRICT >=  24.790     WALL NO.        1
ITEM NO.   9<U-FRICT >=  30.000     WALL NO.        2
ITEM NO.  10<U-KA    >= 0.40900     WALL NO.        1
ITEM NO.  11<U-KP    >=  3.1850     WALL NO.        1
ITEM NO.  12<K0-NC   >= 0.50000     (BOTH WALLS)
ITEM NO.  13<NEXP    >= 0.50000     (BOTH WALLS)
ITEM NO.  14<OCR     >=  1.0000     (BOTH WALLS)
```

```
ITEM NO.  16<MODEL   >=  1.0000     (BOTH WALLS)
ITEM NO.  17<EVC     >=  30000.     (BOTH WALLS)
ITEM NO.  18<EUR     >=  48000.     (BOTH WALLS)
ITEM NO.  27<U-PERM  >= 0.10000E-04 (BOTH WALLS)
ITEM NO.  52<D-NATURE>=  1.0000     (BOTH WALLS)
ITEM NO.  53<D-LEVEL >=  0.0000     (BOTH WALLS)
ITEM NO.  59<D-FRICT >=  24.790     WALL NO.        1
ITEM NO.  59<D-FRICT >=  30.000     WALL NO.        2
ITEM NO.  60<D-KA    >= 0.40900     WALL NO.        1
ITEM NO.  61<D-KP    >=  3.1850     WALL NO.        1
ITEM NO.  77<D-PERM  >= 0.10000E-04 (BOTH WALLS)

 NON ZERO LAYER DESCRIPTORS FOR LAYER NO.    3 FOR STEP NO.    2

ITEM NO.   1<NAME    >=  18.000     (BOTH WALLS)
ITEM NO.   2<NATURE  >=  1.0000     (BOTH WALLS)
ITEM NO.   3<LEVEL   >= -5.0000     (BOTH WALLS)
ITEM NO.   4<WALL    >=  1.0000     (BOTH WALLS)
ITEM NO.   5<GAMMAD  >=  16.000     (BOTH WALLS)
ITEM NO.   6<GAMMAB  >=  6.0000     (BOTH WALLS)
ITEM NO.   7<GAMMAW  >=  10.000     (BOTH WALLS)
ITEM NO.   8<U-COHE  >= 0.80000     WALL NO.        1
ITEM NO.   8<U-COHE  >=  1.0000     WALL NO.        2
ITEM NO.   9<U-FRICT >=  27.450     WALL NO.        1
ITEM NO.   9<U-FRICT >=  33.000     WALL NO.        2
ITEM NO.  10<U-KA    >= 0.36900     WALL NO.        1
ITEM NO.  11<U-KP    >=  4.2480     WALL NO.        1
ITEM NO.  12<K0-NC   >= 0.50000     (BOTH WALLS)
ITEM NO.  13<NEXP    >= 0.50000     (BOTH WALLS)
ITEM NO.  14<OCR     >=  1.0000     (BOTH WALLS)
ITEM NO.  16<MODEL   >=  1.0000     (BOTH WALLS)
ITEM NO.  17<EVC     >=  68000.     (BOTH WALLS)
ITEM NO.  18<EUR     >= 0.10880E+06 (BOTH WALLS)
ITEM NO.  27<U-PERM  >= 0.10000E-04 (BOTH WALLS)
ITEM NO.  52<D-NATURE>=  1.0000     (BOTH WALLS)
ITEM NO.  53<D-LEVEL >=  0.0000     (BOTH WALLS)
ITEM NO.  58<D-COHE  >= 0.80000     WALL NO.        1
ITEM NO.  58<D-COHE  >=  1.0000     WALL NO.        2
ITEM NO.  59<D-FRICT >=  27.450     WALL NO.        1
ITEM NO.  59<D-FRICT >=  33.000     WALL NO.        2
ITEM NO.  60<D-KA    >= 0.36900     WALL NO.        1
ITEM NO.  61<D-KP    >=  3.6950     WALL NO.        1
ITEM NO.  77<D-PERM  >= 0.10000E-04 (BOTH WALLS)

LAYER DESCRIPTORS FOR STEP NO.    3


 NON ZERO LAYER DESCRIPTORS FOR LAYER NO.    1 FOR STEP NO.    3

ITEM NO.   1<NAME    >=  16.000     (BOTH WALLS)
ITEM NO.   2<NATURE  >=  1.0000     (BOTH WALLS)
ITEM NO.   3<LEVEL   >=  3.0000     (BOTH WALLS)
ITEM NO.   4<WALL    >=  1.0000     (BOTH WALLS)
ITEM NO.   5<GAMMAD  >=  19.000     (BOTH WALLS)
ITEM NO.   6<GAMMAB  >=  10.000     (BOTH WALLS)
ITEM NO.   7<GAMMAW  >=  10.000     (BOTH WALLS)
ITEM NO.   9<U-FRICT >=  32.010     WALL NO.        1
ITEM NO.   9<U-FRICT >=  38.000     WALL NO.        2
ITEM NO.  10<U-KA    >= 0.30700     WALL NO.        1
ITEM NO.  11<U-KP    >=  4.8470     WALL NO.        1
ITEM NO.  12<K0-NC   >= 0.50000     (BOTH WALLS)
ITEM NO.  13<NEXP    >= 0.50000     (BOTH WALLS)
ITEM NO.  14<OCR     >=  1.0000     (BOTH WALLS)
ITEM NO.  16<MODEL   >=  1.0000     (BOTH WALLS)
ITEM NO.  17<EVC     >=  15000.     (BOTH WALLS)
ITEM NO.  18<EUR     >=  45000.     (BOTH WALLS)
ITEM NO.  27<U-PERM  >= 0.10000E-03 (BOTH WALLS)
ITEM NO.  52<D-NATURE>=  1.0000     (BOTH WALLS)
ITEM NO.  53<D-LEVEL >=  0.0000     (BOTH WALLS)
ITEM NO.  59<D-FRICT >=  32.010     WALL NO.        1
ITEM NO.  59<D-FRICT >=  38.000     WALL NO.        2
ITEM NO.  60<D-KA    >= 0.30700     WALL NO.        1
ITEM NO.  61<D-KP    >=  4.8470     WALL NO.        1
ITEM NO.  77<D-PERM  >= 0.10000E-03 (BOTH WALLS)
```

```
 NON ZERO LAYER DESCRIPTORS FOR LAYER NO.    2 FOR STEP NO.    3

ITEM NO.   1<NAME    >=  17.000     (BOTH WALLS)
ITEM NO.   2<NATURE  >=  1.0000     (BOTH WALLS)
ITEM NO.   3<LEVEL   >=  0.0000     (BOTH WALLS)
ITEM NO.   4<WALL    >=  1.0000     (BOTH WALLS)
ITEM NO.   5<GAMMAD  >=  16.000     (BOTH WALLS)
ITEM NO.   6<GAMMAB  >=  6.0000     (BOTH WALLS)
ITEM NO.   7<GAMMAW  >=  10.000     (BOTH WALLS)
ITEM NO.   9<U-FRICT >=  24.790     WALL NO.        1
ITEM NO.   9<U-FRICT >=  30.000     WALL NO.        2
ITEM NO.  10<U-KA    >= 0.40900     WALL NO.        1
ITEM NO.  11<U-KP    >=  3.1850     WALL NO.        1
ITEM NO.  12<K0-NC   >= 0.50000     (BOTH WALLS)
ITEM NO.  13<NEXP    >= 0.50000     (BOTH WALLS)
ITEM NO.  14<OCR     >=  1.0000     (BOTH WALLS)
ITEM NO.  16<MODEL   >=  1.0000     (BOTH WALLS)
ITEM NO.  17<EVC     >=  30000.     (BOTH WALLS)
ITEM NO.  18<EUR     >=  48000.     (BOTH WALLS)
ITEM NO.  27<U-PERM  >= 0.10000E-04 (BOTH WALLS)
ITEM NO.  52<D-NATURE>=  1.0000     (BOTH WALLS)
ITEM NO.  53<D-LEVEL >=  0.0000     (BOTH WALLS)
ITEM NO.  59<D-FRICT >=  24.790     WALL NO.        1
ITEM NO.  59<D-FRICT >=  30.000     WALL NO.        2
ITEM NO.  60<D-KA    >= 0.40900     WALL NO.        1
ITEM NO.  61<D-KP    >=  3.1850     WALL NO.        1
ITEM NO.  77<D-PERM  >= 0.10000E-04 (BOTH WALLS)

 NON ZERO LAYER DESCRIPTORS FOR LAYER NO.    3 FOR STEP NO.    3

ITEM NO.   1<NAME    >=  18.000     (BOTH WALLS)
ITEM NO.   2<NATURE  >=  1.0000     (BOTH WALLS)
ITEM NO.   3<LEVEL   >= -5.0000     (BOTH WALLS)
ITEM NO.   4<WALL    >=  1.0000     (BOTH WALLS)
ITEM NO.   5<GAMMAD  >=  16.000     (BOTH WALLS)
ITEM NO.   6<GAMMAB  >=  6.0000     (BOTH WALLS)
ITEM NO.   7<GAMMAW  >=  10.000     (BOTH WALLS)
ITEM NO.   8<U-COHE  >= 0.80000     WALL NO.        1
ITEM NO.   8<U-COHE  >=  1.0000     WALL NO.        2
ITEM NO.   9<U-FRICT >=  27.450     WALL NO.        1
ITEM NO.   9<U-FRICT >=  33.000     WALL NO.        2
ITEM NO.  10<U-KA    >= 0.36900     WALL NO.        1
ITEM NO.  11<U-KP    >=  4.2480     WALL NO.        1
ITEM NO.  12<K0-NC   >= 0.50000     (BOTH WALLS)
ITEM NO.  13<NEXP    >= 0.50000     (BOTH WALLS)
ITEM NO.  14<OCR     >=  1.0000     (BOTH WALLS)
ITEM NO.  16<MODEL   >=  1.0000     (BOTH WALLS)
ITEM NO.  17<EVC     >=  68000.     (BOTH WALLS)
ITEM NO.  18<EUR     >= 0.10880E+06 (BOTH WALLS)
ITEM NO.  27<U-PERM  >= 0.10000E-04 (BOTH WALLS)
ITEM NO.  52<D-NATURE>=  1.0000     (BOTH WALLS)
ITEM NO.  53<D-LEVEL >=  0.0000     (BOTH WALLS)
ITEM NO.  58<D-COHE  >= 0.80000     WALL NO.        1
ITEM NO.  58<D-COHE  >=  1.0000     WALL NO.        2
ITEM NO.  59<D-FRICT >=  27.450     WALL NO.        1
ITEM NO.  59<D-FRICT >=  33.000     WALL NO.        2
ITEM NO.  60<D-KA    >= 0.36900     WALL NO.        1
ITEM NO.  61<D-KP    >=  3.6950     WALL NO.        1
ITEM NO.  77<D-PERM  >= 0.10000E-04 (BOTH WALLS)

LAYER DESCRIPTORS FOR STEP NO.    4

 NON ZERO LAYER DESCRIPTORS FOR LAYER NO.    1 FOR STEP NO.    4

ITEM NO.   1<NAME    >=  16.000     (BOTH WALLS)
ITEM NO.   2<NATURE  >=  1.0000     (BOTH WALLS)
ITEM NO.   3<LEVEL   >=  3.0000     (BOTH WALLS)
ITEM NO.   4<WALL    >=  1.0000     (BOTH WALLS)
ITEM NO.   5<GAMMAD  >=  19.000     (BOTH WALLS)
ITEM NO.   6<GAMMAB  >=  10.000     (BOTH WALLS)
ITEM NO.   7<GAMMAW  >=  10.000     (BOTH WALLS)
ITEM NO.   9<U-FRICT >=  32.010     WALL NO.        1
```

```
ITEM NO.   9<U-FRICT >=  38.000     WALL NO.        2
ITEM NO.  10<U-KA    >= 0.30700     WALL NO.        1
ITEM NO.  11<U-KP    >=  4.8470     WALL NO.        1
ITEM NO.  12<K0-NC   >= 0.50000     (BOTH WALLS)
ITEM NO.  13<NEXP    >= 0.50000     (BOTH WALLS)
ITEM NO.  14<OCR     >=  1.0000     (BOTH WALLS)
ITEM NO.  16<MODEL   >=  1.0000     (BOTH WALLS)
ITEM NO.  17<EVC     >=  15000.     (BOTH WALLS)
ITEM NO.  18<EUR     >=  45000.     (BOTH WALLS)
ITEM NO.  27<U-PERM  >= 0.10000E-03 (BOTH WALLS)
ITEM NO.  52<D-NATURE>=  1.0000     (BOTH WALLS)
ITEM NO.  53<D-LEVEL >=  0.0000     (BOTH WALLS)
ITEM NO.  59<D-FRICT >=  32.010     WALL NO.        1
ITEM NO.  59<D-FRICT >=  38.000     WALL NO.        2
ITEM NO.  60<D-KA    >= 0.30700     WALL NO.        1
ITEM NO.  61<D-KP    >=  4.8470     WALL NO.        1
ITEM NO.  77<D-PERM  >= 0.10000E-03 (BOTH WALLS)

 NON ZERO LAYER DESCRIPTORS FOR LAYER NO.    2 FOR STEP NO.    4

ITEM NO.   1<NAME    >=  17.000     (BOTH WALLS)
ITEM NO.   2<NATURE  >=  1.0000     (BOTH WALLS)
ITEM NO.   3<LEVEL   >=  0.0000     (BOTH WALLS)
ITEM NO.   4<WALL    >=  1.0000     (BOTH WALLS)
ITEM NO.   5<GAMMAD  >=  16.000     (BOTH WALLS)
ITEM NO.   6<GAMMAB  >=  6.0000     (BOTH WALLS)
ITEM NO.   7<GAMMAW  >=  10.000     (BOTH WALLS)
ITEM NO.   9<U-FRICT >=  24.790     WALL NO.        1
ITEM NO.   9<U-FRICT >=  30.000     WALL NO.        2
ITEM NO.  10<U-KA    >= 0.40900     WALL NO.        1
ITEM NO.  11<U-KP    >=  3.1850     WALL NO.        1
ITEM NO.  12<K0-NC   >= 0.50000     (BOTH WALLS)
ITEM NO.  13<NEXP    >= 0.50000     (BOTH WALLS)
ITEM NO.  14<OCR     >=  1.0000     (BOTH WALLS)
ITEM NO.  16<MODEL   >=  1.0000     (BOTH WALLS)
ITEM NO.  17<EVC     >=  30000.     (BOTH WALLS)
ITEM NO.  18<EUR     >=  48000.     (BOTH WALLS)
ITEM NO.  27<U-PERM  >= 0.10000E-04 (BOTH WALLS)
ITEM NO.  52<D-NATURE>=  1.0000     (BOTH WALLS)
ITEM NO.  53<D-LEVEL >=  0.0000     (BOTH WALLS)
ITEM NO.  59<D-FRICT >=  24.790     WALL NO.        1
ITEM NO.  59<D-FRICT >=  30.000     WALL NO.        2
ITEM NO.  60<D-KA    >= 0.40900     WALL NO.        1
ITEM NO.  61<D-KP    >=  3.1850     WALL NO.        1
ITEM NO.  77<D-PERM  >= 0.10000E-04 (BOTH WALLS)

 NON ZERO LAYER DESCRIPTORS FOR LAYER NO.    3 FOR STEP NO.    4

ITEM NO.   1<NAME    >=  18.000     (BOTH WALLS)
ITEM NO.   2<NATURE  >=  1.0000     (BOTH WALLS)
ITEM NO.   3<LEVEL   >= -5.0000     (BOTH WALLS)
ITEM NO.   4<WALL    >=  1.0000     (BOTH WALLS)
ITEM NO.   5<GAMMAD  >=  16.000     (BOTH WALLS)
ITEM NO.   6<GAMMAB  >=  6.0000     (BOTH WALLS)
ITEM NO.   7<GAMMAW  >=  10.000     (BOTH WALLS)
ITEM NO.   8<U-COHE  >= 0.80000     WALL NO.        1
ITEM NO.   8<U-COHE  >=  1.0000     WALL NO.        2
ITEM NO.   9<U-FRICT >=  27.450     WALL NO.        1
ITEM NO.   9<U-FRICT >=  33.000     WALL NO.        2
ITEM NO.  10<U-KA    >= 0.36900     WALL NO.        1
ITEM NO.  11<U-KP    >=  4.2480     WALL NO.        1
ITEM NO.  12<K0-NC   >= 0.50000     (BOTH WALLS)
ITEM NO.  13<NEXP    >= 0.50000     (BOTH WALLS)
ITEM NO.  14<OCR     >=  1.0000     (BOTH WALLS)
ITEM NO.  16<MODEL   >=  1.0000     (BOTH WALLS)
ITEM NO.  17<EVC     >=  68000.     (BOTH WALLS)
ITEM NO.  18<EUR     >= 0.10880E+06 (BOTH WALLS)
ITEM NO.  27<U-PERM  >= 0.10000E-04 (BOTH WALLS)
ITEM NO.  52<D-NATURE>=  1.0000     (BOTH WALLS)
ITEM NO.  53<D-LEVEL >=  0.0000     (BOTH WALLS)
ITEM NO.  58<D-COHE  >= 0.80000     WALL NO.        1
ITEM NO.  58<D-COHE  >=  1.0000     WALL NO.        2
ITEM NO.  59<D-FRICT >=  27.450     WALL NO.        1
ITEM NO.  59<D-FRICT >=  33.000     WALL NO.        2
```

```
ITEM NO.  60<D-KA    >= 0.36900     WALL NO.        1
ITEM NO.  61<D-KP    >=  3.6950     WALL NO.        1
ITEM NO.  77<D-PERM  >= 0.10000E-04 (BOTH WALLS)

LAYER DESCRIPTORS FOR STEP NO.    5


 NON ZERO LAYER DESCRIPTORS FOR LAYER NO.    1 FOR STEP NO.    5

ITEM NO.   1<NAME    >=  16.000     (BOTH WALLS)
ITEM NO.   2<NATURE  >=  1.0000     (BOTH WALLS)
ITEM NO.   3<LEVEL   >=  3.0000     (BOTH WALLS)
ITEM NO.   4<WALL    >=  1.0000     (BOTH WALLS)
ITEM NO.   5<GAMMAD  >=  19.000     (BOTH WALLS)
ITEM NO.   6<GAMMAB  >=  10.000     (BOTH WALLS)
ITEM NO.   7<GAMMAW  >=  10.000     (BOTH WALLS)
ITEM NO.   9<U-FRICT >=  32.010     WALL NO.        1
ITEM NO.   9<U-FRICT >=  38.000     WALL NO.        2
ITEM NO.  10<U-KA    >= 0.30700     WALL NO.        1
ITEM NO.  11<U-KP    >=  4.8470     WALL NO.        1
ITEM NO.  12<K0-NC   >= 0.50000     (BOTH WALLS)
ITEM NO.  13<NEXP    >= 0.50000     (BOTH WALLS)
ITEM NO.  14<OCR     >=  1.0000     (BOTH WALLS)
ITEM NO.  16<MODEL   >=  1.0000     (BOTH WALLS)
ITEM NO.  17<EVC     >=  15000.     (BOTH WALLS)
ITEM NO.  18<EUR     >=  45000.     (BOTH WALLS)
ITEM NO.  27<U-PERM  >= 0.10000E-03 (BOTH WALLS)
ITEM NO.  52<D-NATURE>=  1.0000     (BOTH WALLS)
ITEM NO.  53<D-LEVEL >=  0.0000     (BOTH WALLS)
ITEM NO.  59<D-FRICT >=  32.010     WALL NO.        1
ITEM NO.  59<D-FRICT >=  38.000     WALL NO.        2
ITEM NO.  60<D-KA    >= 0.30700     WALL NO.        1
ITEM NO.  61<D-KP    >=  4.8470     WALL NO.        1
ITEM NO.  77<D-PERM  >= 0.10000E-03 (BOTH WALLS)

 NON ZERO LAYER DESCRIPTORS FOR LAYER NO.    2 FOR STEP NO.    5

ITEM NO.   1<NAME    >=  17.000     (BOTH WALLS)
ITEM NO.   2<NATURE  >=  1.0000     (BOTH WALLS)
ITEM NO.   3<LEVEL   >=  0.0000     (BOTH WALLS)
ITEM NO.   4<WALL    >=  1.0000     (BOTH WALLS)
ITEM NO.   5<GAMMAD  >=  16.000     (BOTH WALLS)
ITEM NO.   6<GAMMAB  >=  6.0000     (BOTH WALLS)
ITEM NO.   7<GAMMAW  >=  10.000     (BOTH WALLS)
ITEM NO.   9<U-FRICT >=  24.790     WALL NO.        1
ITEM NO.   9<U-FRICT >=  30.000     WALL NO.        2
ITEM NO.  10<U-KA    >= 0.40900     WALL NO.        1
ITEM NO.  11<U-KP    >=  3.1850     WALL NO.        1
ITEM NO.  12<K0-NC   >= 0.50000     (BOTH WALLS)
ITEM NO.  13<NEXP    >= 0.50000     (BOTH WALLS)
ITEM NO.  14<OCR     >=  1.0000     (BOTH WALLS)
ITEM NO.  16<MODEL   >=  1.0000     (BOTH WALLS)
ITEM NO.  17<EVC     >=  30000.     (BOTH WALLS)
ITEM NO.  18<EUR     >=  48000.     (BOTH WALLS)
ITEM NO.  27<U-PERM  >= 0.10000E-04 (BOTH WALLS)
ITEM NO.  52<D-NATURE>=  1.0000     (BOTH WALLS)
ITEM NO.  53<D-LEVEL >=  0.0000     (BOTH WALLS)
ITEM NO.  59<D-FRICT >=  24.790     WALL NO.        1
ITEM NO.  59<D-FRICT >=  30.000     WALL NO.        2
ITEM NO.  60<D-KA    >= 0.40900     WALL NO.        1
ITEM NO.  61<D-KP    >=  3.1850     WALL NO.        1
ITEM NO.  77<D-PERM  >= 0.10000E-04 (BOTH WALLS)

 NON ZERO LAYER DESCRIPTORS FOR LAYER NO.    3 FOR STEP NO.    5

ITEM NO.   1<NAME    >=  18.000     (BOTH WALLS)
ITEM NO.   2<NATURE  >=  1.0000     (BOTH WALLS)
ITEM NO.   3<LEVEL   >= -5.0000     (BOTH WALLS)
ITEM NO.   4<WALL    >=  1.0000     (BOTH WALLS)
ITEM NO.   5<GAMMAD  >=  16.000     (BOTH WALLS)
ITEM NO.   6<GAMMAB  >=  6.0000     (BOTH WALLS)
ITEM NO.   7<GAMMAW  >=  10.000     (BOTH WALLS)
ITEM NO.   8<U-COHE  >= 0.80000     WALL NO.        1
ITEM NO.   8<U-COHE  >=  1.0000     WALL NO.        2
```

```
ITEM NO.   9<U-FRICT >=  27.450     WALL NO.        1
ITEM NO.   9<U-FRICT >=  33.000     WALL NO.        2
ITEM NO.  10<U-KA    >= 0.36900     WALL NO.        1
ITEM NO.  11<U-KP    >=  4.2480     WALL NO.        1
ITEM NO.  12<K0-NC   >= 0.50000     (BOTH WALLS)
ITEM NO.  13<NEXP    >= 0.50000     (BOTH WALLS)
ITEM NO.  14<OCR     >=  1.0000     (BOTH WALLS)
ITEM NO.  16<MODEL   >=  1.0000     (BOTH WALLS)
ITEM NO.  17<EVC     >=  68000.     (BOTH WALLS)
ITEM NO.  18<EUR     >= 0.10880E+06 (BOTH WALLS)
ITEM NO.  27<U-PERM  >= 0.10000E-04 (BOTH WALLS)
ITEM NO.  52<D-NATURE>=  1.0000     (BOTH WALLS)
ITEM NO.  53<D-LEVEL >=  0.0000     (BOTH WALLS)
ITEM NO.  58<D-COHE  >= 0.80000     WALL NO.        1
ITEM NO.  58<D-COHE  >=  1.0000     WALL NO.        2
ITEM NO.  59<D-FRICT >=  27.450     WALL NO.        1
ITEM NO.  59<D-FRICT >=  33.000     WALL NO.        2
ITEM NO.  60<D-KA    >= 0.36900     WALL NO.        1
ITEM NO.  61<D-KP    >=  3.6950     WALL NO.        1
ITEM NO.  77<D-PERM  >= 0.10000E-04 (BOTH WALLS)

LAYER DESCRIPTORS FOR STEP NO.    6


 NON ZERO LAYER DESCRIPTORS FOR LAYER NO.    1 FOR STEP NO.    6

ITEM NO.   1<NAME    >=  16.000     (BOTH WALLS)
ITEM NO.   2<NATURE  >=  1.0000     (BOTH WALLS)
ITEM NO.   3<LEVEL   >=  3.0000     (BOTH WALLS)
ITEM NO.   4<WALL    >=  1.0000     (BOTH WALLS)
ITEM NO.   5<GAMMAD  >=  19.000     (BOTH WALLS)
ITEM NO.   6<GAMMAB  >=  10.000     (BOTH WALLS)
ITEM NO.   7<GAMMAW  >=  10.000     (BOTH WALLS)
ITEM NO.   9<U-FRICT >=  32.010     WALL NO.        1
ITEM NO.   9<U-FRICT >=  38.000     WALL NO.        2
ITEM NO.  10<U-KA    >= 0.30700     WALL NO.        1
ITEM NO.  11<U-KP    >=  4.8470     WALL NO.        1
ITEM NO.  12<K0-NC   >= 0.50000     (BOTH WALLS)
ITEM NO.  13<NEXP    >= 0.50000     (BOTH WALLS)
ITEM NO.  14<OCR     >=  1.0000     (BOTH WALLS)
ITEM NO.  16<MODEL   >=  1.0000     (BOTH WALLS)
ITEM NO.  17<EVC     >=  15000.     (BOTH WALLS)
ITEM NO.  18<EUR     >=  45000.     (BOTH WALLS)
ITEM NO.  27<U-PERM  >= 0.10000E-03 (BOTH WALLS)
ITEM NO.  52<D-NATURE>=  1.0000     (BOTH WALLS)
ITEM NO.  53<D-LEVEL >=  0.0000     (BOTH WALLS)
ITEM NO.  59<D-FRICT >=  32.010     WALL NO.        1
ITEM NO.  59<D-FRICT >=  38.000     WALL NO.        2
ITEM NO.  60<D-KA    >= 0.30700     WALL NO.        1
ITEM NO.  61<D-KP    >=  4.8470     WALL NO.        1
ITEM NO.  77<D-PERM  >= 0.10000E-03 (BOTH WALLS)

 NON ZERO LAYER DESCRIPTORS FOR LAYER NO.    2 FOR STEP NO.    6

ITEM NO.   1<NAME    >=  17.000     (BOTH WALLS)
ITEM NO.   2<NATURE  >=  1.0000     (BOTH WALLS)
ITEM NO.   3<LEVEL   >=  0.0000     (BOTH WALLS)
ITEM NO.   4<WALL    >=  1.0000     (BOTH WALLS)
ITEM NO.   5<GAMMAD  >=  16.000     (BOTH WALLS)
ITEM NO.   6<GAMMAB  >=  6.0000     (BOTH WALLS)
ITEM NO.   7<GAMMAW  >=  10.000     (BOTH WALLS)
ITEM NO.   9<U-FRICT >=  24.790     WALL NO.        1
ITEM NO.   9<U-FRICT >=  30.000     WALL NO.        2
ITEM NO.  10<U-KA    >= 0.40900     WALL NO.        1
ITEM NO.  11<U-KP    >=  3.1850     WALL NO.        1
ITEM NO.  12<K0-NC   >= 0.50000     (BOTH WALLS)
ITEM NO.  13<NEXP    >= 0.50000     (BOTH WALLS)
ITEM NO.  14<OCR     >=  1.0000     (BOTH WALLS)
ITEM NO.  16<MODEL   >=  1.0000     (BOTH WALLS)
ITEM NO.  17<EVC     >=  30000.     (BOTH WALLS)
ITEM NO.  18<EUR     >=  48000.     (BOTH WALLS)
ITEM NO.  27<U-PERM  >= 0.10000E-04 (BOTH WALLS)
ITEM NO.  52<D-NATURE>=  1.0000     (BOTH WALLS)
ITEM NO.  53<D-LEVEL >=  0.0000     (BOTH WALLS)
```

```
ITEM NO.  59<D-FRICT >=  24.790     WALL NO.        1
ITEM NO.  59<D-FRICT >=  30.000     WALL NO.        2
ITEM NO.  60<D-KA    >= 0.40900     WALL NO.        1
ITEM NO.  61<D-KP    >=  3.1850     WALL NO.        1
ITEM NO.  77<D-PERM  >= 0.10000E-04 (BOTH WALLS)

 NON ZERO LAYER DESCRIPTORS FOR LAYER NO.    3 FOR STEP NO.    6

ITEM NO.   1<NAME    >=  18.000     (BOTH WALLS)
ITEM NO.   2<NATURE  >=  1.0000     (BOTH WALLS)
ITEM NO.   3<LEVEL   >= -5.0000     (BOTH WALLS)
ITEM NO.   4<WALL    >=  1.0000     (BOTH WALLS)
ITEM NO.   5<GAMMAD  >=  16.000     (BOTH WALLS)
ITEM NO.   6<GAMMAB  >=  6.0000     (BOTH WALLS)
ITEM NO.   7<GAMMAW  >=  10.000     (BOTH WALLS)
ITEM NO.   8<U-COHE  >= 0.80000     WALL NO.        1
ITEM NO.   8<U-COHE  >=  1.0000     WALL NO.        2
ITEM NO.   9<U-FRICT >=  27.450     WALL NO.        1
ITEM NO.   9<U-FRICT >=  33.000     WALL NO.        2
ITEM NO.  10<U-KA    >= 0.36900     WALL NO.        1
ITEM NO.  11<U-KP    >=  4.2480     WALL NO.        1
ITEM NO.  12<K0-NC   >= 0.50000     (BOTH WALLS)
ITEM NO.  13<NEXP    >= 0.50000     (BOTH WALLS)
ITEM NO.  14<OCR     >=  1.0000     (BOTH WALLS)
ITEM NO.  16<MODEL   >=  1.0000     (BOTH WALLS)
ITEM NO.  17<EVC     >=  68000.     (BOTH WALLS)
ITEM NO.  18<EUR     >= 0.10880E+06 (BOTH WALLS)
ITEM NO.  27<U-PERM  >= 0.10000E-04 (BOTH WALLS)
ITEM NO.  52<D-NATURE>=  1.0000     (BOTH WALLS)
ITEM NO.  53<D-LEVEL >=  0.0000     (BOTH WALLS)
ITEM NO.  58<D-COHE  >= 0.80000     WALL NO.        1
ITEM NO.  58<D-COHE  >=  1.0000     WALL NO.        2
ITEM NO.  59<D-FRICT >=  27.450     WALL NO.        1
ITEM NO.  59<D-FRICT >=  33.000     WALL NO.        2
ITEM NO.  60<D-KA    >= 0.36900     WALL NO.        1
ITEM NO.  61<D-KP    >=  3.6950     WALL NO.        1
ITEM NO.  77<D-PERM  >= 0.10000E-04 (BOTH WALLS)


DEFAULT WATER UNIT WEIGHT =  10.000
AVERAGED ON    18 VALUES
```

```
+-----------------------------------------------------------------------------------------------------------------------+
|                   PARATIEPLUS(TM)   NLS ENGINE RELEASE  2018.0    FULL VERSION  *Build date:Nov 13, 2017*              |
|                                                                                                                       |
|                                      NewProject.BaseDesignSection_28.A2M2R1_1213                                      |
|                                  Exe Time : 4 September 2018 18:06:12                                                 |
+-----------------------------------------------------------------------------------------------------------------------+

PHASE DESCRIPTORS


STEP  NO.     1
                                        LEFT WALL    RIGHT WALL
Y                                        0.000       -0.9990E+30
Z-PC                                     0.000         0.000
Z-EXCAVATION                             0.000         0.000
Z-WATER_TABLE                           -18.00       -0.9990E+30
Q_AT_THE_FREE_FIELD_LEVEL                0.000         0.000
ZQ                                       0.000         0.000
DZW_OF_THE_WATER_TABLE                   0.000         0.000
QS_ON_THE_EXCAVATION_SIDE                0.000         0.000
ZQS                                    -0.9990E+30   -0.9990E+30
ZCUT                                     0.000         0.000
BALANCE LEVEL FOR PORE PRESSURES        -13.50        -13.50
WATER_BEHAVIOUR_FLAG (LINING OPT)        0.000         0.000
PORE_UPDATE_FLAG                         0.000         0.000
PORE_TAB. _FLAG (gt.0= use tabs)         0.000         0.000
lateral thrusts reduction elevatio       0.000         0.000
Downhill reduction factor for effe       0.000         0.000
Downhill reduction factor for pore       0.000         0.000
Uphill reduction factor for effect       0.000         0.000
Uphill reduction factor for pore p       0.000         0.000
SEISMIC HORIZONTAL ACCEL. Kh [g]         0.000         0.000
UPHILL VERTICAL ACCEL.  Kv_uh [g]        0.000         0.000
DOWNHILL VERTICAL ACCEL.Kv_dh [g]        0.000         0.000
UPHILL BETA ANGLE (SLOPE) [deg]          0.000         0.000
UPHILL DELTA/PHI RATIO                   0.000         0.000
DOWNHILL BETA ANGLE (SLOPE) [deg]        0.000         0.000
DOWNHILL DELTA/PHI RATIO                 0.000         0.000
DYN.WATER BEHAVIOUR                      0.000         0.000
Excess pore pressure RATIO Ru            0.000         0.000
SEISMIC PRESSURE LOWER VALUE             0.000         0.000
SEISMIC PRESSURE UPPER VALUE             0.000         0.000
SEISMIC PRESSURE LOWER LEVEL             0.000         0.000
SEISMIC PRESSURE UPPER LEVEL             0.000         0.000

=========================================================================================================end of step    1


STEP  NO.     2
                                        LEFT WALL    RIGHT WALL
Y                                        0.000       -0.9990E+30
Z-PC                                     0.000         0.000
Z-EXCAVATION                            -1.000         0.000
Z-WATER_TABLE                           -18.00       -0.9990E+30
Q_AT_THE_FREE_FIELD_LEVEL                0.000         0.000
ZQ                                       0.000         0.000
DZW_OF_THE_WATER_TABLE                   0.000         0.000
QS_ON_THE_EXCAVATION_SIDE                0.000         0.000
ZQS                                    -0.9990E+30   -0.9990E+30
ZCUT                                     0.000         0.000
BALANCE LEVEL FOR PORE PRESSURES        -13.50        -13.50
WATER_BEHAVIOUR_FLAG (LINING OPT)        0.000         0.000
PORE_UPDATE_FLAG                         0.000         0.000
PORE_TAB. _FLAG (gt.0= use tabs)         0.000         0.000
lateral thrusts reduction elevatio       0.000         0.000
Downhill reduction factor for effe       0.000         0.000
Downhill reduction factor for pore       0.000         0.000
Uphill reduction factor for effect       0.000         0.000
Uphill reduction factor for pore p       0.000         0.000
SEISMIC HORIZONTAL ACCEL. Kh [g]         0.000         0.000
UPHILL VERTICAL ACCEL.  Kv_uh [g]        0.000         0.000
```

DOWNHILL VERTICAL ACCEL.Kv_dh [g]	0.000	0.000
UPHILL BETA ANGLE (SLOPE) [deg]	0.000	0.000
UPHILL DELTA/PHI RATIO	0.000	0.000
DOWNHILL BETA ANGLE (SLOPE) [deg]	0.000	0.000
DOWNHILL DELTA/PHI RATIO	0.000	0.000
DYN.WATER BEHAVIOUR	0.000	0.000
Excess pore pressure RATIO Ru	0.000	0.000
SEISMIC PRESSURE LOWER VALUE	0.000	0.000
SEISMIC PRESSURE UPPER VALUE	0.000	0.000
SEISMIC PRESSURE LOWER LEVEL	0.000	0.000
SEISMIC PRESSURE UPPER LEVEL	0.000	0.000

==========end of step 2

STEP NO. 3

	LEFT WALL	RIGHT WALL
Y	0.000	-0.9990E+30
Z-PC	0.000	0.000
Z-EXCAVATION	-1.000	0.000
Z-WATER_TABLE	-18.00	-0.9990E+30
Q_AT_THE_FREE_FIELD_LEVEL	0.000	0.000
ZQ	0.000	0.000
DZW_OF_THE_WATER_TABLE	0.000	0.000
QS_ON_THE_EXCAVATION_SIDE	0.000	0.000
ZQS	-0.9990E+30	-0.9990E+30
ZCUT	0.000	0.000
BALANCE LEVEL FOR PORE PRESSURES	-13.50	-13.50
WATER_BEHAVIOUR_FLAG (LINING OPT)	0.000	0.000
PORE_UPDATE_FLAG	0.000	0.000
PORE_TAB. _FLAG (gt.0= use tabs)	0.000	0.000
lateral thrusts reduction elevatio	0.000	0.000
Downhill reduction factor for effe	0.000	0.000
Downhill reduction factor for pore	0.000	0.000
Uphill reduction factor for effect	0.000	0.000
Uphill reduction factor for pore p	0.000	0.000
SEISMIC HORIZONTAL ACCEL. Kh [g]	0.000	0.000
UPHILL VERTICAL ACCEL. Kv_uh [g]	0.000	0.000
DOWNHILL VERTICAL ACCEL.Kv_dh [g]	0.000	0.000
UPHILL BETA ANGLE (SLOPE) [deg]	0.000	0.000
UPHILL DELTA/PHI RATIO	0.000	0.000
DOWNHILL BETA ANGLE (SLOPE) [deg]	0.000	0.000
DOWNHILL DELTA/PHI RATIO	0.000	0.000
DYN.WATER BEHAVIOUR	0.000	0.000
Excess pore pressure RATIO Ru	0.000	0.000
SEISMIC PRESSURE LOWER VALUE	0.000	0.000
SEISMIC PRESSURE UPPER VALUE	0.000	0.000
SEISMIC PRESSURE LOWER LEVEL	0.000	0.000
SEISMIC PRESSURE UPPER LEVEL	0.000	0.000

==========end of step 3

STEP NO. 4

	LEFT WALL	RIGHT WALL
Y	0.000	-0.9990E+30
Z-PC	0.000	0.000
Z-EXCAVATION	-9.000	0.000
Z-WATER_TABLE	-18.00	-0.9990E+30
Q_AT_THE_FREE_FIELD_LEVEL	0.000	0.000
ZQ	0.000	0.000
DZW_OF_THE_WATER_TABLE	0.000	0.000
QS_ON_THE_EXCAVATION_SIDE	0.000	0.000
ZQS	-0.9990E+30	-0.9990E+30
ZCUT	0.000	0.000
BALANCE LEVEL FOR PORE PRESSURES	-13.50	-13.50
WATER_BEHAVIOUR_FLAG (LINING OPT)	0.000	0.000
PORE_UPDATE_FLAG	0.000	0.000
PORE_TAB. _FLAG (gt.0= use tabs)	0.000	0.000
lateral thrusts reduction elevatio	0.000	0.000
Downhill reduction factor for effe	0.000	0.000
Downhill reduction factor for pore	0.000	0.000
Uphill reduction factor for effect	0.000	0.000
Uphill reduction factor for pore p	0.000	0.000

SEISMIC HORIZONTAL ACCEL. Kh [g]	0.000	0.000
UPHILL VERTICAL ACCEL. Kv_uh [g]	0.000	0.000
DOWNHILL VERTICAL ACCEL.Kv_dh [g]	0.000	0.000
UPHILL BETA ANGLE (SLOPE) [deg]	0.000	0.000
UPHILL DELTA/PHI RATIO	0.000	0.000
DOWNHILL BETA ANGLE (SLOPE) [deg]	0.000	0.000
DOWNHILL DELTA/PHI RATIO	0.000	0.000
DYN.WATER BEHAVIOUR	0.000	0.000
Excess pore pressure RATIO Ru	0.000	0.000
SEISMIC PRESSURE LOWER VALUE	0.000	0.000
SEISMIC PRESSURE UPPER VALUE	0.000	0.000
SEISMIC PRESSURE LOWER LEVEL	0.000	0.000
SEISMIC PRESSURE UPPER LEVEL	0.000	0.000

==========end of step 4

STEP NO. 5

	LEFT WALL	RIGHT WALL
Y	0.000	-0.9990E+30
Z-PC	0.000	0.000
Z-EXCAVATION	-8.500	0.000
Z-WATER_TABLE	-18.00	-0.9990E+30
Q_AT_THE_FREE_FIELD_LEVEL	0.000	0.000
ZQ	0.000	0.000
DZW_OF_THE_WATER_TABLE	0.000	0.000
QS_ON_THE_EXCAVATION_SIDE	0.000	0.000
ZQS	-0.9990E+30	-0.9990E+30
ZCUT	0.000	0.000
BALANCE LEVEL FOR PORE PRESSURES	-13.50	-13.50
WATER_BEHAVIOUR_FLAG (LINING OPT)	0.000	0.000
PORE_UPDATE_FLAG	0.000	0.000
PORE_TAB. _FLAG (gt.0= use tabs)	0.000	0.000
lateral thrusts reduction elevatio	0.000	0.000
Downhill reduction factor for effe	0.000	0.000
Downhill reduction factor for pore	0.000	0.000
Uphill reduction factor for effect	0.000	0.000
Uphill reduction factor for pore p	0.000	0.000
SEISMIC HORIZONTAL ACCEL. Kh [g]	0.000	0.000
UPHILL VERTICAL ACCEL. Kv_uh [g]	0.000	0.000
DOWNHILL VERTICAL ACCEL.Kv_dh [g]	0.000	0.000
UPHILL BETA ANGLE (SLOPE) [deg]	0.000	0.000
UPHILL DELTA/PHI RATIO	0.000	0.000
DOWNHILL BETA ANGLE (SLOPE) [deg]	0.000	0.000
DOWNHILL DELTA/PHI RATIO	0.000	0.000
DYN.WATER BEHAVIOUR	0.000	0.000
Excess pore pressure RATIO Ru	0.000	0.000
SEISMIC PRESSURE LOWER VALUE	0.000	0.000
SEISMIC PRESSURE UPPER VALUE	0.000	0.000
SEISMIC PRESSURE LOWER LEVEL	0.000	0.000
SEISMIC PRESSURE UPPER LEVEL	0.000	0.000

==========end of step 5

STEP NO. 6

	LEFT WALL	RIGHT WALL
Y	0.000	-0.9990E+30
Z-PC	0.000	0.000
Z-EXCAVATION	-8.500	0.000
Z-WATER_TABLE	-18.00	-0.9990E+30
Q_AT_THE_FREE_FIELD_LEVEL	0.000	0.000
ZQ	0.000	0.000
DZW_OF_THE_WATER_TABLE	0.000	0.000
QS_ON_THE_EXCAVATION_SIDE	0.000	0.000
ZQS	-0.9990E+30	-0.9990E+30
ZCUT	0.000	0.000
BALANCE LEVEL FOR PORE PRESSURES	-13.50	-13.50
WATER_BEHAVIOUR_FLAG (LINING OPT)	0.000	0.000
PORE_UPDATE_FLAG	0.000	0.000
PORE_TAB. _FLAG (gt.0= use tabs)	0.000	0.000
lateral thrusts reduction elevatio	0.000	0.000
Downhill reduction factor for effe	0.000	0.000
Downhill reduction factor for pore	0.000	0.000

```
Uphill reduction factor for effect      0.000         0.000
Uphill reduction factor for pore p      0.000         0.000
SEISMIC HORIZONTAL ACCEL. Kh [g]        0.000         0.000
UPHILL VERTICAL ACCEL.  Kv_uh [g]       0.000         0.000
DOWNHILL VERTICAL ACCEL.Kv_dh [g]       0.000         0.000
UPHILL BETA ANGLE (SLOPE) [deg]         0.000         0.000
UPHILL DELTA/PHI RATIO                  0.000         0.000
DOWNHILL BETA ANGLE (SLOPE) [deg]       0.000         0.000
DOWNHILL DELTA/PHI RATIO                0.000         0.000
DYN.WATER BEHAVIOUR                     0.000         0.000
Excess pore pressure RATIO Ru           0.000         0.000
SEISMIC PRESSURE LOWER VALUE            0.000         0.000
SEISMIC PRESSURE UPPER VALUE            0.000         0.000
SEISMIC PRESSURE LOWER LEVEL            0.000         0.000
SEISMIC PRESSURE UPPER LEVEL            0.000         0.000

================================================================================================================end of step    6


 LEFT-HAND WALL

 LOWER  LEVEL         -13.50000
 UPPER  LEVEL           0.00000

 RIGHT-HAND WALL

 LOWER  LEVEL         -13.50000
 UPPER  LEVEL           0.00000
```

```
+-------------------------------------------------------------------------------------------------------------------------------+
|                  PARATIEPLUS(TM)   NLS ENGINE RELEASE  2018.0    FULL VERSION  *Build date:Nov 13, 2017*                    |
|                                                                                                                               |
|                                     NewProject.BaseDesignSection_28.A2M2R1_1213                                               |
|                                  Exe Time : 4 September 2018 18:06:12                                                         |
+-------------------------------------------------------------------------------------------------------------------------------+
 I N I T I A L   S T R E S S   T A B L E S

            S E C T I O N

 NUMBER OF DEFINED TABLES             2


INPUT DATA FOR INITIAL STRESS SET NO.    1
PERTAINING SOIL ELEMENTS AT Y-COORD    0.0000

ACTIVATION TIME                              1.0000
END TIME (TIME BEYOND WHICH IT IS REMOVED)   6.0000

TYPE BOUSSINESQ

 HORIZONTAL DISTANCE (DY)           1.00000000000000
 FOUNDATION WIDTH    (B)            11.0000000000000
 ZETA-F.....                   0.000000000000000E+000
 Q-F .....                      26.0000000000000
 BETA .....                     45.0000000000000
 BEHAVIOUR (0=FREE, 1=REFLECTING)  0.000000000000000E+000


INPUT DATA FOR INITIAL STRESS SET NO.    2
PERTAINING SOIL ELEMENTS AT Y-COORD    0.0000

ACTIVATION TIME                              1.0000
END TIME (TIME BEYOND WHICH IT IS REMOVED)   6.0000

TYPE BOUSSINESQ

 HORIZONTAL DISTANCE (DY)           18.0000000000000
 FOUNDATION WIDTH    (B)            12.0000000000000
 ZETA-F.....                    2.70000000000000
 Q-F .....                      26.0000000000000
 BETA .....                     45.0000000000000
 BEHAVIOUR (0=FREE, 1=REFLECTING)  0.000000000000000E+000


 ELEMENT GROUPS BACKUP AREA CAN STAY IN CORE AT
 POSITION        5325

 NO. OF D.P.W  FOR THIS AREA       8205
 MAX NO. OF D.P.W. AVAILABLE      81920
 ** MAX NO OF ITERATIONS SET TO          40

ITER     0 RNORM = 0.000     RMNORM= 0.000
           RINORM=0.2484E+05 RIMNOR= 0.000
           RENORM=0.3550E-28 REMNOR= 0.000     RATIO =0.3781E-16 TOLER =0.1000E-03      CONVERGED !
           RFMAX = 22.04     RMMAX = 0.000
           RTSMAL=0.1000E-03 RMSMAL= 0.000
           RDT   =0.2484E+05 RDR   = 0.000
           RATIOT=0.3781E-16 RATIOR= 0.000
           MAX UN=0.3553E-14 IEQ=    73 NODE     37 DOF   1  Y-DISPL.F
           MIN UN=-.3553E-14 IEQ=   135 NODE     68 DOF   1  Y-DISPL.F
           NO. OF CONTACT CONSTRAINT VIOLATIONS     0


ITER     1 RNORM = 0.000     RMNORM= 0.000
           RINORM=0.2484E+05 RIMNOR= 0.000
           RENORM=0.2200E-29 REMNOR=0.5353E-52 RATIO =0.9411E-17 TOLER =0.1000E-03      CONVERGED !
           RFMAX = 22.04     RMMAX = 0.000
           RTSMAL=0.1000E-03 RMSMAL= 0.000
           RDT   =0.2484E+05 RDR   = 0.000
           RATIOT=0.9411E-17 RATIOR= 0.000
```

```
  MAX UN=0.2348E-15 IEQ=    61 NODE     31 DOF   1  Y-DISPL.F
  MIN UN=-.4440E-15 IEQ=   133 NODE     67 DOF   1  Y-DISPL.F
  NO. OF CONTACT CONSTRAINT VIOLATIONS     0


ITER     2 RNORM = 0.000     RMNORM= 0.000
  RINORM=0.2484E+05 RIMNOR= 0.000
  RENORM=0.1676E-29 REMNOR=0.1282E-51 RATIO =0.8215E-17 TOLER =0.1000E-03      CONVERGED !
  RFMAX = 22.04     RMMAX = 0.000
  RTSMAL=0.1000E-03 RMSMAL= 0.000
  RDT   =0.2484E+05 RDR   = 0.000
  RATIOT=0.8215E-17 RATIOR= 0.000
  MAX UN=0.2283E-15 IEQ=    51 NODE     26 DOF   1  Y-DISPL.F
  MIN UN=-.3474E-15 IEQ=   133 NODE     67 DOF   1  Y-DISPL.F
  NO. OF CONTACT CONSTRAINT VIOLATIONS     0
```

```
+-------------------------------------------------------------------------------------------------------------------------+
|                   PARATIEPLUS(TM)   NLS ENGINE RELEASE  2018.0    FULL VERSION  *Build date:Nov 13, 2017*              |
|                                                                                                                         |
|                                     NewProject.BaseDesignSection_28.A2M2R1_1213                                         |
|                                  Exe Time : 4 September 2018 18:06:12                                                   |
+-------------------------------------------------------------------------------------------------------------------------+
New Project
SOLUTION REACHED USING     2 ITERATIONS ON   40

P R I N T   O U T   F O R   T I M E   S T E P    1     ( AT TIME   1.000     )

PRINT OUT OF ACTIVE COMPONENTS (FIXED NODES ARE NOT PRINTED OUT)

          Y-DISPL.F        X-ROT. F
           (02)             (04)            (


ALL NODAL POINTS HAVE ZERO DISPLACEMENT COMPONENTS
```

```
+-------------------------------------------------------------------------------------------------------------------------------+
|                   PARATIEPLUS(TM)   NLS ENGINE RELEASE  2018.0    FULL VERSION  *Build date:Nov 13, 2017*                    |
|                                                                                                                               |
|                                      NewProject.BaseDesignSection_28.A2M2R1_1213                                              |
|                                    Exe Time : 4 September 2018 18:06:12                                                       |
+-------------------------------------------------------------------------------------------------------------------------------+
New Project


S T R E S S   R E S U L T S   F O R   G R O U P   N O.   1

0_L                                                              :
ELEMENT TYPE    5 NO.OF ELEMENTS. IN THIS GROUP   69
C U R R E N T   T I M E   I S      1.0000

 HARDENING 2D SOIL ELEMENT

 ****** TOTAL STRESS FORMULATION *****

  EL *   FORCE     DISPL-Y  VERTICAL-P  HORIZON.-P     MAX-V-P     MAX-H-P           STATE   STIFFNESS Z-LEVEL      PORE
E FACTOR    UFACTOR       Peq           Su_a         Su_p     LAYER
 ------------------------------------------------------------------------------------------------------------------------------
-------------------------------------------------------------------------------------------
   1 D  9.6461E-02 -1.4871E-20  1.4147E-02  0.9646      1.4147E-02  0.9646            V-C  2.6056E+04   0.000       0.000
1.000       1.000      0.9646       0.000       0.000     DI1_164_167_L_0
   2 D   1.116     -1.5242E-20   3.260       5.581       3.260       5.581           V-C  2.6056E+04 -0.2000       0.000
1.000       1.000       5.581       0.000       0.000     DI1_164_167_L_0
   3 D   1.950     -1.5614E-20   6.716       9.749       6.716       9.749           V-C  2.6056E+04 -0.4000       0.000
1.000       1.000       9.749       0.000       0.000     DI1_164_167_L_0
   4 D   2.652     -1.5984E-20   10.45       13.26       10.45       13.26           V-C  2.6056E+04 -0.6000       0.000
1.000       1.000       13.26       0.000       0.000     DI1_164_167_L_0
   5 D   3.229     -1.6353E-20   14.38       16.15       14.38       16.15           V-C  2.6056E+04 -0.8000       0.000
1.000       1.000       16.15       0.000       0.000     DI1_164_167_L_0
   6 D   3.711     -1.6720E-20   18.39       18.55       18.39       18.55           V-C  2.6056E+04  -1.000       0.000
1.000       1.000       18.55       0.000       0.000     DI1_164_167_L_0
   7 D   4.125     -1.7083E-20   22.42       20.63       22.42       20.63           V-C  2.6056E+04  -1.200       0.000
1.000       1.000       20.63       0.000       0.000     DI1_164_167_L_0
   8 D   4.496     -1.7441E-20   26.73       22.48       26.73       22.48           V-C  2.6056E+04  -1.400       0.000
1.000       1.000       22.48       0.000       0.000     DI1_164_167_L_0
   9 D   4.837     -1.7792E-20   31.43       24.19       31.43       24.19           V-C  2.6056E+04  -1.600       0.000
1.000       1.000       24.19       0.000       0.000     DI1_164_167_L_0
  10 D   5.160     -1.8133E-20   35.85       25.80       35.85       25.80           V-C  2.6056E+04  -1.800       0.000
1.000       1.000       25.80       0.000       0.000     DI1_164_167_L_0
  11 D   5.470     -1.8463E-20   40.07       27.35       40.07       27.35           V-C  2.6056E+04  -2.000       0.000
1.000       1.000       27.35       0.000       0.000     DI1_164_167_L_0
  12 D   5.772     -1.8778E-20   43.50       28.86       43.50       28.86           V-C  2.6056E+04  -2.200       0.000
1.000       1.000       28.86       0.000       0.000     DI1_164_167_L_0
  13 D   6.068     -1.9075E-20   47.49       30.34       47.49       30.34           V-C  2.6056E+04  -2.400       0.000
1.000       1.000       30.34       0.000       0.000     DI1_164_167_L_0
  14 D   6.361     -1.9351E-20   51.38       31.80       51.38       31.80           V-C  2.6056E+04  -2.600       0.000
1.000       1.000       31.80       0.000       0.000     DI1_164_167_L_0
  15 D   6.651     -1.9603E-20   55.19       33.25       55.19       33.25           V-C  2.6056E+04  -2.800       0.000
1.000       1.000       33.25       0.000       0.000     DI1_164_167_L_0
  16 D   6.939     -1.9832E-20   58.93       34.69       58.93       34.69           V-C  2.6056E+04  -3.000       0.000
1.000       1.000       34.69       0.000       0.000     DI1_164_167_L_0
  17 D   7.226     -2.0038E-20   62.61       36.13       62.61       36.13           V-C  2.6056E+04  -3.200       0.000
1.000       1.000       36.13       0.000       0.000     DI1_164_167_L_0
  18 D   7.512     -2.0224E-20   65.82       37.56       65.82       37.56           V-C  2.6056E+04  -3.400       0.000
1.000       1.000       37.56       0.000       0.000     DI1_164_167_L_0
  19 D   7.798     -2.0390E-20   69.44       38.99       69.44       38.99           V-C  2.6056E+04  -3.600       0.000
1.000       1.000       38.99       0.000       0.000     DI1_164_167_L_0
  20 D   8.084     -2.0539E-20   73.01       40.42       73.01       40.42           V-C  2.6056E+04  -3.800       0.000
1.000       1.000       40.42       0.000       0.000     DI1_164_167_L_0
  21 D   8.370     -2.0674E-20   76.56       41.85       76.56       41.85           V-C  2.6056E+04  -4.000       0.000
1.000       1.000       41.85       0.000       0.000     DI1_164_167_L_0
  22 D   8.656     -2.0796E-20   80.07       43.28       80.07       43.28           V-C  2.6056E+04  -4.200       0.000
1.000       1.000       43.28       0.000       0.000     DI1_164_167_L_0
  23 D   8.942     -2.0904E-20   83.24       44.71       83.24       44.71           V-C  2.6056E+04  -4.400       0.000
1.000       1.000       44.71       0.000       0.000     DI1_164_167_L_0
  24 D   9.229     -2.0992E-20   86.72       46.15       86.72       46.15           V-C  2.6056E+04  -4.600       0.000
1.000       1.000       46.15       0.000       0.000     DI1_164_167_L_0
```

25 D	9.516	-2.1058E-20	90.19	47.58	90.19	47.58	V-C	2.6056E+04	-4.800	0.000		
1.000	1.000	47.58	0.000	0.000	DI1_164_167_L_0							
26 D	9.804	-2.1096E-20	93.63	49.02	93.63	49.02	V-C	6.2195E+04	-5.000	0.000		
1.000	1.000	49.02	0.000	0.000	DI2_165_168_L_0							
27 D	10.09	-2.1102E-20	97.06	50.46	97.06	50.46	V-C	6.2195E+04	-5.200	0.000		
1.000	1.000	50.46	0.000	0.000	DI2_165_168_L_0							
28 D	10.38	-2.1070E-20	100.2	51.90	100.2	51.90	V-C	6.2195E+04	-5.400	0.000		
1.000	1.000	51.90	0.000	0.000	DI2_165_168_L_0							
29 D	10.67	-2.0994E-20	103.6	53.35	103.6	53.35	V-C	6.2195E+04	-5.600	0.000		
1.000	1.000	53.35	0.000	0.000	DI2_165_168_L_0							
30 D	10.96	-2.0866E-20	107.0	54.80	107.0	54.80	V-C	6.2195E+04	-5.800	0.000		
1.000	1.000	54.80	0.000	0.000	DI2_165_168_L_0							
31 D	11.25	-2.0680E-20	110.4	56.25	110.4	56.25	V-C	6.2195E+04	-6.000	0.000		
1.000	1.000	56.25	0.000	0.000	DI2_165_168_L_0							
32 D	11.54	-2.0427E-20	113.8	57.70	113.8	57.70	V-C	6.2195E+04	-6.200	0.000		
1.000	1.000	57.70	0.000	0.000	DI2_165_168_L_0							
33 D	11.83	-2.0103E-20	117.2	59.16	117.2	59.16	V-C	6.2195E+04	-6.400	0.000		
1.000	1.000	59.16	0.000	0.000	DI2_165_168_L_0							
34 D	12.12	-1.9704E-20	120.3	60.62	120.3	60.62	V-C	6.2195E+04	-6.600	0.000		
1.000	1.000	60.62	0.000	0.000	DI2_165_168_L_0							
35 D	12.42	-1.9226E-20	123.7	62.08	123.7	62.08	V-C	6.2195E+04	-6.800	0.000		
1.000	1.000	62.08	0.000	0.000	DI2_165_168_L_0							
36 D	12.71	-1.8663E-20	127.0	63.55	127.0	63.55	V-C	6.2195E+04	-7.000	0.000		
1.000	1.000	63.55	0.000	0.000	DI2_165_168_L_0							
37 D	13.00	-1.8010E-20	130.4	65.02	130.4	65.02	V-C	6.2195E+04	-7.200	0.000		
1.000	1.000	65.02	0.000	0.000	DI2_165_168_L_0							
38 D	13.30	-1.7261E-20	133.7	66.49	133.7	66.49	V-C	6.2195E+04	-7.400	0.000		
1.000	1.000	66.49	0.000	0.000	DI2_165_168_L_0							
39 D	13.59	-1.6419E-20	136.9	67.96	136.9	67.96	V-C	6.2195E+04	-7.600	0.000		
1.000	1.000	67.96	0.000	0.000	DI2_165_168_L_0							
40 D	13.89	-1.5488E-20	140.2	69.44	140.2	69.44	V-C	6.2195E+04	-7.800	0.000		
1.000	1.000	69.44	0.000	0.000	DI2_165_168_L_0							
41 D	14.18	-1.4472E-20	143.5	70.92	143.5	70.92	V-C	6.2195E+04	-8.000	0.000		
1.000	1.000	70.92	0.000	0.000	DI2_165_168_L_0							
42 D	14.48	-1.3373E-20	146.9	72.41	146.9	72.41	V-C	6.2195E+04	-8.200	0.000		
1.000	1.000	72.41	0.000	0.000	DI2_165_168_L_0							
43 D	14.78	-1.2194E-20	150.2	73.89	150.2	73.89	V-C	6.2195E+04	-8.400	0.000		
1.000	1.000	73.89	0.000	0.000	DI2_165_168_L_0							
44 D	15.08	-1.0937E-20	153.5	75.38	153.5	75.38	V-C	6.2195E+04	-8.600	0.000		
1.000	1.000	75.38	0.000	0.000	DI2_165_168_L_0							
45 D	15.37	-9.6043E-21	156.7	76.87	156.7	76.87	V-C	6.2195E+04	-8.800	0.000		
1.000	1.000	76.87	0.000	0.000	DI2_165_168_L_0							
46 D	15.67	-8.1966E-21	160.0	78.37	160.0	78.37	V-C	6.2195E+04	-9.000	0.000		
1.000	1.000	78.37	0.000	0.000	DI2_165_168_L_0							
47 D	15.97	-6.7153E-21	163.3	79.86	163.3	79.86	V-C	6.2195E+04	-9.200	0.000		
1.000	1.000	79.86	0.000	0.000	DI2_165_168_L_0							
48 D	16.27	-5.1614E-21	166.6	81.36	166.6	81.36	V-C	6.2195E+04	-9.400	0.000		
1.000	1.000	81.36	0.000	0.000	DI2_165_168_L_0							
49 D	16.57	-3.5357E-21	169.9	82.86	169.9	82.86	V-C	6.2195E+04	-9.600	0.000		
1.000	1.000	82.86	0.000	0.000	DI2_165_168_L_0							
50 D	16.87	-1.8390E-21	173.1	84.37	173.1	84.37	V-C	6.2195E+04	-9.800	0.000		
1.000	1.000	84.37	0.000	0.000	DI2_165_168_L_0							
51 D	17.17	-7.1757E-23	176.4	85.87	176.4	85.87	V-C	6.2195E+04	-10.00	0.000		
1.000	1.000	85.87	0.000	0.000	DI2_165_168_L_0							
52 D	17.48	1.7654E-21	179.7	87.38	179.7	87.38	V-C	6.2195E+04	-10.20	0.000		
1.000	1.000	87.38	0.000	0.000	DI2_165_168_L_0							
53 D	17.78	3.6716E-21	182.9	88.89	182.9	88.89	V-C	6.2195E+04	-10.40	0.000		
1.000	1.000	88.89	0.000	0.000	DI2_165_168_L_0							
54 D	18.08	5.6464E-21	186.2	90.40	186.2	90.40	V-C	6.2195E+04	-10.60	0.000		
1.000	1.000	90.40	0.000	0.000	DI2_165_168_L_0							
55 D	18.38	7.6887E-21	189.5	91.92	189.5	91.92	V-C	6.2195E+04	-10.80	0.000		
1.000	1.000	91.92	0.000	0.000	DI2_165_168_L_0							
56 D	18.69	9.7973E-21	192.7	93.43	192.7	93.43	V-C	6.2195E+04	-11.00	0.000		
1.000	1.000	93.43	0.000	0.000	DI2_165_168_L_0							
57 D	18.99	1.1971E-20	196.0	94.95	196.0	94.95	V-C	6.2195E+04	-11.20	0.000		
1.000	1.000	94.95	0.000	0.000	DI2_165_168_L_0							
58 D	19.29	1.4207E-20	199.3	96.47	199.3	96.47	V-C	6.2195E+04	-11.40	0.000		
1.000	1.000	96.47	0.000	0.000	DI2_165_168_L_0							
59 D	19.60	1.6505E-20	202.6	97.99	202.6	97.99	V-C	6.2195E+04	-11.60	0.000		
1.000	1.000	97.99	0.000	0.000	DI2_165_168_L_0							
60 D	19.90	1.8860E-20	205.8	99.52	205.8	99.52	V-C	6.2195E+04	-11.80	0.000		
1.000	1.000	99.52	0.000	0.000	DI2_165_168_L_0							
61 D	20.21	2.1270E-20	209.0	101.0	209.0	101.0	V-C	6.2195E+04	-12.00	0.000		
1.000	1.000	101.0	0.000	0.000	DI2_165_168_L_0							

```
  62 D   20.51      2.3731E-20   212.0       102.6       212.0       102.6            V-C  6.2195E+04  -12.20       0.000
1.000       1.000       102.6       0.000       0.000     DI2_165_168_L_0
  63 D   20.82      2.6239E-20   215.1       104.1       215.1       104.1            V-C  6.2195E+04  -12.40       0.000
1.000       1.000       104.1       0.000       0.000     DI2_165_168_L_0
  64 D   21.12      2.8787E-20   218.2       105.6       218.2       105.6            V-C  6.2195E+04  -12.60       0.000
1.000       1.000       105.6       0.000       0.000     DI2_165_168_L_0
  65 D   21.43      3.1369E-20   221.2       107.2       221.2       107.2            V-C  6.2195E+04  -12.80       0.000
1.000       1.000       107.2       0.000       0.000     DI2_165_168_L_0
  66 D   21.74      3.3979E-20   224.3       108.7       224.3       108.7            V-C  6.2195E+04  -13.00       0.000
1.000       1.000       108.7       0.000       0.000     DI2_165_168_L_0
  67 D   22.04      3.6608E-20   227.3       110.2       227.3       110.2            V-C  6.2195E+04  -13.20       0.000
1.000       1.000       110.2       0.000       0.000     DI2_165_168_L_0
  68 D   16.76      3.9247E-20   230.4       111.8       230.4       111.8            V-C  6.2195E+04  -13.40       0.000
1.000       1.000       111.8       0.000       0.000     DI2_165_168_L_0
  69 D   5.626      4.0567E-20   231.9       112.5       231.9       112.5            V-C  6.2195E+04  -13.50       0.000
1.000       1.000       112.5       0.000       0.000     DI2_165_168_L_0
```

```
+-------------------------------------------------------------------------------------------------------------------------------+
|                   PARATIEPLUS(TM)   NLS ENGINE RELEASE  2018.0    FULL VERSION  *Build date:Nov 13, 2017*                    |
|                                                                                                                               |
|                                    NewProject.BaseDesignSection_28.A2M2R1_1213                                                |
|                                  Exe Time : 4 September 2018 18:06:12                                                         |
+-------------------------------------------------------------------------------------------------------------------------------+
New Project


S T R E S S   R E S U L T S   F O R   G R O U P   N O.   2

0_R                                                          :
ELEMENT TYPE    5 NO.OF ELEMENTS. IN THIS GROUP   69
C U R R E N T   T I M E   I S      1.0000

 HARDENING 2D SOIL ELEMENT

 ****** TOTAL STRESS FORMULATION *****

  EL *   FORCE     DISPL-Y  VERTICAL-P  HORIZON.-P     MAX-V-P     MAX-H-P           STATE   STIFFNESS Z-LEVEL      PORE
E FACTOR    UFACTOR       Peq           Su_a         Su_p     LAYER
 ------------------------------------------------------------------------------------------------------------------------------
-------------------------------------------------------------------------------------------
   1 D  9.6461E-02  1.4871E-20   0.000      0.9646       0.000      0.9646             V-C  2.1322E+04   0.000       0.000
1.000       1.000      0.9646       0.000       0.000     DI1_164_167_L_0
   2 D   1.116      1.5242E-20   3.200       5.581       3.200       5.581             V-C  2.1322E+04 -0.2000       0.000
1.000       1.000       5.581       0.000       0.000     DI1_164_167_L_0
   3 D   1.950      1.5614E-20   6.400       9.749       6.400       9.749             V-C  2.1322E+04 -0.4000       0.000
1.000       1.000       9.749       0.000       0.000     DI1_164_167_L_0
   4 D   2.652      1.5984E-20   9.600       13.26       9.600       13.26             V-C  2.1322E+04 -0.6000       0.000
1.000       1.000       13.26       0.000       0.000     DI1_164_167_L_0
   5 D   3.229      1.6353E-20   12.80       16.15       12.80       16.15             V-C  2.1322E+04 -0.8000       0.000
1.000       1.000       16.15       0.000       0.000     DI1_164_167_L_0
   6 D   3.711      1.6720E-20   16.00       18.55       16.00       18.55             V-C  2.1322E+04  -1.000       0.000
1.000       1.000       18.55       0.000       0.000     DI1_164_167_L_0
   7 D   4.125      1.7083E-20   19.20       20.63       19.20       20.63             V-C  2.1322E+04  -1.200       0.000
1.000       1.000       20.63       0.000       0.000     DI1_164_167_L_0
   8 D   4.496      1.7441E-20   22.40       22.48       22.40       22.48             V-C  2.1322E+04  -1.400       0.000
1.000       1.000       22.48       0.000       0.000     DI1_164_167_L_0
   9 D   4.837      1.7792E-20   25.60       24.19       25.60       24.19             V-C  2.1322E+04  -1.600       0.000
1.000       1.000       24.19       0.000       0.000     DI1_164_167_L_0
  10 D   5.160      1.8133E-20   28.80       25.80       28.80       25.80             V-C  2.1322E+04  -1.800       0.000
1.000       1.000       25.80       0.000       0.000     DI1_164_167_L_0
  11 D   5.470      1.8463E-20   32.00       27.35       32.00       27.35             V-C  2.1322E+04  -2.000       0.000
1.000       1.000       27.35       0.000       0.000     DI1_164_167_L_0
  12 D   5.772      1.8778E-20   35.20       28.86       35.20       28.86             V-C  2.1322E+04  -2.200       0.000
1.000       1.000       28.86       0.000       0.000     DI1_164_167_L_0
  13 D   6.068      1.9075E-20   38.40       30.34       38.40       30.34             V-C  2.1322E+04  -2.400       0.000
1.000       1.000       30.34       0.000       0.000     DI1_164_167_L_0
  14 D   6.361      1.9351E-20   41.60       31.80       41.60       31.80             V-C  2.1322E+04  -2.600       0.000
1.000       1.000       31.80       0.000       0.000     DI1_164_167_L_0
  15 D   6.651      1.9603E-20   44.80       33.25       44.80       33.25             V-C  2.1322E+04  -2.800       0.000
1.000       1.000       33.25       0.000       0.000     DI1_164_167_L_0
  16 D   6.939      1.9832E-20   48.00       34.69       48.00       34.69             V-C  2.1322E+04  -3.000       0.000
1.000       1.000       34.69       0.000       0.000     DI1_164_167_L_0
  17 D   7.226      2.0038E-20   51.20       36.13       51.20       36.13             V-C  2.1322E+04  -3.200       0.000
1.000       1.000       36.13       0.000       0.000     DI1_164_167_L_0
  18 D   7.512      2.0224E-20   54.40       37.56       54.40       37.56             V-C  2.1322E+04  -3.400       0.000
1.000       1.000       37.56       0.000       0.000     DI1_164_167_L_0
  19 D   7.798      2.0390E-20   57.60       38.99       57.60       38.99             V-C  2.1322E+04  -3.600       0.000
1.000       1.000       38.99       0.000       0.000     DI1_164_167_L_0
  20 D   8.084      2.0539E-20   60.80       40.42       60.80       40.42             V-C  2.1322E+04  -3.800       0.000
1.000       1.000       40.42       0.000       0.000     DI1_164_167_L_0
  21 D   8.370      2.0674E-20   64.00       41.85       64.00       41.85             V-C  2.1322E+04  -4.000       0.000
1.000       1.000       41.85       0.000       0.000     DI1_164_167_L_0
  22 D   8.656      2.0796E-20   67.20       43.28       67.20       43.28             V-C  2.1322E+04  -4.200       0.000
1.000       1.000       43.28       0.000       0.000     DI1_164_167_L_0
  23 D   8.942      2.0904E-20   70.40       44.71       70.40       44.71             V-C  2.1322E+04  -4.400       0.000
1.000       1.000       44.71       0.000       0.000     DI1_164_167_L_0
  24 D   9.229      2.0992E-20   73.60       46.15       73.60       46.15             V-C  2.1322E+04  -4.600       0.000
1.000       1.000       46.15       0.000       0.000     DI1_164_167_L_0
```

25 D	9.516	2.1058E-20	76.80	47.58	76.80	47.58	V-C	2.1322E+04	-4.800	0.000		
1.000	1.000	47.58	0.000	0.000	DI1_164_167_L_0							
26 D	9.804	2.1096E-20	80.00	49.02	80.00	49.02	V-C	4.5893E+04	-5.000	0.000		
1.000	1.000	49.02	0.000	0.000	DI2_165_168_L_0							
27 D	10.09	2.1102E-20	83.20	50.46	83.20	50.46	V-C	4.5893E+04	-5.200	0.000		
1.000	1.000	50.46	0.000	0.000	DI2_165_168_L_0							
28 D	10.38	2.1070E-20	86.40	51.90	86.40	51.90	V-C	4.5893E+04	-5.400	0.000		
1.000	1.000	51.90	0.000	0.000	DI2_165_168_L_0							
29 D	10.67	2.0994E-20	89.60	53.35	89.60	53.35	V-C	4.5893E+04	-5.600	0.000		
1.000	1.000	53.35	0.000	0.000	DI2_165_168_L_0							
30 D	10.96	2.0866E-20	92.80	54.80	92.80	54.80	V-C	4.5893E+04	-5.800	0.000		
1.000	1.000	54.80	0.000	0.000	DI2_165_168_L_0							
31 D	11.25	2.0680E-20	96.00	56.25	96.00	56.25	V-C	4.5893E+04	-6.000	0.000		
1.000	1.000	56.25	0.000	0.000	DI2_165_168_L_0							
32 D	11.54	2.0427E-20	99.20	57.70	99.20	57.70	V-C	4.5893E+04	-6.200	0.000		
1.000	1.000	57.70	0.000	0.000	DI2_165_168_L_0							
33 D	11.83	2.0103E-20	102.4	59.16	102.4	59.16	V-C	4.5893E+04	-6.400	0.000		
1.000	1.000	59.16	0.000	0.000	DI2_165_168_L_0							
34 D	12.12	1.9704E-20	105.6	60.62	105.6	60.62	V-C	4.5893E+04	-6.600	0.000		
1.000	1.000	60.62	0.000	0.000	DI2_165_168_L_0							
35 D	12.42	1.9226E-20	108.8	62.08	108.8	62.08	V-C	4.5893E+04	-6.800	0.000		
1.000	1.000	62.08	0.000	0.000	DI2_165_168_L_0							
36 D	12.71	1.8663E-20	112.0	63.55	112.0	63.55	V-C	4.5893E+04	-7.000	0.000		
1.000	1.000	63.55	0.000	0.000	DI2_165_168_L_0							
37 D	13.00	1.8010E-20	115.2	65.02	115.2	65.02	V-C	4.5893E+04	-7.200	0.000		
1.000	1.000	65.02	0.000	0.000	DI2_165_168_L_0							
38 D	13.30	1.7261E-20	118.4	66.49	118.4	66.49	V-C	4.5893E+04	-7.400	0.000		
1.000	1.000	66.49	0.000	0.000	DI2_165_168_L_0							
39 D	13.59	1.6419E-20	121.6	67.96	121.6	67.96	V-C	4.5893E+04	-7.600	0.000		
1.000	1.000	67.96	0.000	0.000	DI2_165_168_L_0							
40 D	13.89	1.5488E-20	124.8	69.44	124.8	69.44	V-C	4.5893E+04	-7.800	0.000		
1.000	1.000	69.44	0.000	0.000	DI2_165_168_L_0							
41 D	14.18	1.4472E-20	128.0	70.92	128.0	70.92	V-C	4.5893E+04	-8.000	0.000		
1.000	1.000	70.92	0.000	0.000	DI2_165_168_L_0							
42 D	14.48	1.3373E-20	131.2	72.41	131.2	72.41	V-C	4.5893E+04	-8.200	0.000		
1.000	1.000	72.41	0.000	0.000	DI2_165_168_L_0							
43 D	14.78	1.2194E-20	134.4	73.89	134.4	73.89	V-C	4.5893E+04	-8.400	0.000		
1.000	1.000	73.89	0.000	0.000	DI2_165_168_L_0							
44 D	15.08	1.0937E-20	137.6	75.38	137.6	75.38	V-C	4.5893E+04	-8.600	0.000		
1.000	1.000	75.38	0.000	0.000	DI2_165_168_L_0							
45 D	15.37	9.6043E-21	140.8	76.87	140.8	76.87	V-C	4.5893E+04	-8.800	0.000		
1.000	1.000	76.87	0.000	0.000	DI2_165_168_L_0							
46 D	15.67	8.1966E-21	144.0	78.37	144.0	78.37	V-C	4.5893E+04	-9.000	0.000		
1.000	1.000	78.37	0.000	0.000	DI2_165_168_L_0							
47 D	15.97	6.7153E-21	147.2	79.86	147.2	79.86	V-C	4.5893E+04	-9.200	0.000		
1.000	1.000	79.86	0.000	0.000	DI2_165_168_L_0							
48 D	16.27	5.1614E-21	150.4	81.36	150.4	81.36	V-C	4.5893E+04	-9.400	0.000		
1.000	1.000	81.36	0.000	0.000	DI2_165_168_L_0							
49 D	16.57	3.5357E-21	153.6	82.86	153.6	82.86	V-C	4.5893E+04	-9.600	0.000		
1.000	1.000	82.86	0.000	0.000	DI2_165_168_L_0							
50 D	16.87	1.8390E-21	156.8	84.37	156.8	84.37	V-C	4.5893E+04	-9.800	0.000		
1.000	1.000	84.37	0.000	0.000	DI2_165_168_L_0							
51 D	17.17	7.1757E-23	160.0	85.87	160.0	85.87	V-C	4.5893E+04	-10.00	0.000		
1.000	1.000	85.87	0.000	0.000	DI2_165_168_L_0							
52 D	17.48	-1.7654E-21	163.2	87.38	163.2	87.38	V-C	4.5893E+04	-10.20	0.000		
1.000	1.000	87.38	0.000	0.000	DI2_165_168_L_0							
53 D	17.78	-3.6716E-21	166.4	88.89	166.4	88.89	V-C	4.5893E+04	-10.40	0.000		
1.000	1.000	88.89	0.000	0.000	DI2_165_168_L_0							
54 D	18.08	-5.6464E-21	169.6	90.40	169.6	90.40	V-C	4.5893E+04	-10.60	0.000		
1.000	1.000	90.40	0.000	0.000	DI2_165_168_L_0							
55 D	18.38	-7.6887E-21	172.8	91.92	172.8	91.92	V-C	4.5893E+04	-10.80	0.000		
1.000	1.000	91.92	0.000	0.000	DI2_165_168_L_0							
56 D	18.69	-9.7973E-21	176.0	93.43	176.0	93.43	V-C	4.5893E+04	-11.00	0.000		
1.000	1.000	93.43	0.000	0.000	DI2_165_168_L_0							
57 D	18.99	-1.1971E-20	179.2	94.95	179.2	94.95	V-C	4.5893E+04	-11.20	0.000		
1.000	1.000	94.95	0.000	0.000	DI2_165_168_L_0							
58 D	19.29	-1.4207E-20	182.4	96.47	182.4	96.47	V-C	4.5893E+04	-11.40	0.000		
1.000	1.000	96.47	0.000	0.000	DI2_165_168_L_0							
59 D	19.60	-1.6505E-20	185.6	97.99	185.6	97.99	V-C	4.5893E+04	-11.60	0.000		
1.000	1.000	97.99	0.000	0.000	DI2_165_168_L_0							
60 D	19.90	-1.8860E-20	188.8	99.52	188.8	99.52	V-C	4.5893E+04	-11.80	0.000		
1.000	1.000	99.52	0.000	0.000	DI2_165_168_L_0							
61 D	20.21	-2.1270E-20	192.0	101.0	192.0	101.0	V-C	4.5893E+04	-12.00	0.000		
1.000	1.000	101.0	0.000	0.000	DI2_165_168_L_0							

```
  62 D   20.51     -2.3731E-20   195.2       102.6       195.2       102.6            V-C  4.5893E+04  -12.20       0.000
1.000       1.000       102.6       0.000       0.000     DI2_165_168_L_0
  63 D   20.82     -2.6239E-20   198.4       104.1       198.4       104.1            V-C  4.5893E+04  -12.40       0.000
1.000       1.000       104.1       0.000       0.000     DI2_165_168_L_0
  64 D   21.12     -2.8787E-20   201.6       105.6       201.6       105.6            V-C  4.5893E+04  -12.60       0.000
1.000       1.000       105.6       0.000       0.000     DI2_165_168_L_0
  65 D   21.43     -3.1369E-20   204.8       107.2       204.8       107.2            V-C  4.5893E+04  -12.80       0.000
1.000       1.000       107.2       0.000       0.000     DI2_165_168_L_0
  66 D   21.74     -3.3979E-20   208.0       108.7       208.0       108.7            V-C  4.5893E+04  -13.00       0.000
1.000       1.000       108.7       0.000       0.000     DI2_165_168_L_0
  67 D   22.04     -3.6608E-20   211.2       110.2       211.2       110.2            V-C  4.5893E+04  -13.20       0.000
1.000       1.000       110.2       0.000       0.000     DI2_165_168_L_0
  68 D   16.76     -3.9247E-20   214.4       111.8       214.4       111.8            V-C  4.5893E+04  -13.40       0.000
1.000       1.000       111.8       0.000       0.000     DI2_165_168_L_0
  69 D   5.626     -4.0567E-20   216.0       112.5       216.0       112.5            V-C  4.5893E+04  -13.50       0.000
1.000       1.000       112.5       0.000       0.000     DI2_165_168_L_0
```

```
+-------------------------------------------------------------------------------------------------------------------------+
|                   PARATIEPLUS(TM)   NLS ENGINE RELEASE  2018.0    FULL VERSION  *Build date:Nov 13, 2017*              |
|                                                                                                                         |
|                                     NewProject.BaseDesignSection_28.A2M2R1_1213                                         |
|                                  Exe Time : 4 September 2018 18:06:12                                                   |
+-------------------------------------------------------------------------------------------------------------------------+
New Project


S T R E S S   R E S U L T S   F O R   G R O U P   N O.   3

WallElement_33                                                :
ELEMENT TYPE    2 NO.OF ELEMENTS. IN THIS GROUP   68
C U R R E N T   T I M E   I S     1.0000

 WALL2D ELEMENT

   EL      TA          TB          MA          MB
-----------------------------------------------------
    1-4.32490E-17 4.32490E-17 1.74180E-27-8.64980E-18
    2-1.30795E-16 1.30795E-16 8.64980E-18-3.48088E-17
    3-2.19388E-16 2.19388E-16 3.48088E-17-7.86864E-17
    4-3.09027E-16 3.09027E-16 7.86864E-17-1.40492E-16
    5-3.99706E-16 3.99706E-16 1.40492E-16-2.20433E-16
    6-4.91418E-16 4.91418E-16 2.20433E-16-3.18717E-16
    7-5.84152E-16 5.84152E-16 3.18717E-16-4.35547E-16
    8-6.77892E-16 6.77892E-16 4.35547E-16-5.71125E-16
    9-7.72615E-16 7.72615E-16 5.71125E-16-7.25648E-16
   10-8.68293E-16 8.68293E-16 7.25648E-16-8.99307E-16
   11-9.64892E-16 9.64892E-16 8.99307E-16-1.09229E-15
   12-1.06237E-15 1.06237E-15 1.09229E-15-1.30476E-15
   13-1.16067E-15 1.16067E-15 1.30476E-15-1.53689E-15
   14 5.16608E-16-5.16608E-16 1.53689E-15-1.43357E-15
   15 4.16832E-16-4.16832E-16 1.43357E-15-1.35021E-15
   16 3.16432E-16-3.16432E-16 1.35021E-15-1.28692E-15
   17 2.15494E-16-2.15494E-16 1.28692E-15-1.24382E-15
   18 1.00229E-15-1.00229E-15 1.24382E-15-1.04336E-15
   19 9.00584E-16-9.00584E-16 1.04336E-15-8.63244E-16
   20 7.98661E-16-7.98661E-16 8.63244E-16-7.03513E-16
   21-1.07970E-15 1.07970E-15 7.03513E-16-9.19453E-16
   22-1.18165E-15 1.18165E-15 9.19453E-16-1.15578E-15
   23-1.28338E-15 1.28338E-15 1.15578E-15-1.41246E-15
   24-1.38474E-15 1.38474E-15 1.41246E-15-1.68941E-15
   25-1.48554E-15 1.48554E-15 1.68941E-15-1.98652E-15
   26-1.71381E-15 1.71381E-15 1.98652E-15-2.32928E-15
   27-1.93991E-15 1.93991E-15 2.32928E-15-2.71726E-15
   28-2.16335E-15 2.16335E-15 2.71726E-15-3.14993E-15
   29-2.38363E-15 2.38363E-15 3.14993E-15-3.62665E-15
   30-2.60018E-15 2.60018E-15 3.62665E-15-4.14669E-15
   31-1.03609E-15 1.03609E-15 4.14669E-15-4.35391E-15
   32-1.24346E-15 1.24346E-15 4.35391E-15-4.60260E-15
   33-1.44533E-15 1.44533E-15 4.60260E-15-4.89167E-15
   34-1.64104E-15 1.64104E-15 4.89167E-15-5.21987E-15
   35-1.82994E-15 1.82994E-15 5.21987E-15-5.58586E-15
   36-2.01134E-15 2.01134E-15 5.58586E-15-5.98813E-15
   37 1.36815E-15-1.36815E-15 5.98813E-15-5.71450E-15
   38 1.20383E-15-1.20383E-15 5.71450E-15-5.47373E-15
   39 1.04911E-15-1.04911E-15 5.47373E-15-5.26391E-15
   40 9.04717E-16-9.04717E-16 5.26391E-15-5.08297E-15
   41 7.71373E-16-7.71373E-16 5.08297E-15-4.92869E-15
   42 6.49799E-16-6.49799E-16 4.92869E-15-4.79873E-15
   43 5.40711E-16-5.40711E-16 4.79873E-15-4.69059E-15
   44 4.44818E-16-4.44818E-16 4.69059E-15-4.60163E-15
   45 3.62821E-16-3.62821E-16 4.60163E-15-4.52906E-15
   46 2.95404E-16-2.95404E-16 4.52906E-15-4.46998E-15
   47 2.43235E-16-2.43235E-16 4.46998E-15-4.42133E-15
   48 2.06964E-16-2.06964E-16 4.42133E-15-4.37994E-15
   49 1.87218E-16-1.87218E-16 4.37994E-15-4.34250E-15
   50 1.84597E-16-1.84597E-16 4.34250E-15-4.30558E-15
   51 1.99674E-16-1.99674E-16 4.30558E-15-4.26564E-15
   52 2.32993E-16-2.32993E-16 4.26564E-15-4.21905E-15
```

```
53 2.85063E-16-2.85063E-16 4.21905E-15-4.16203E-15
54 3.56361E-16-3.56361E-16 4.16203E-15-4.09076E-15
55 4.47326E-16-4.47326E-16 4.09076E-15-4.00130E-15
56 5.58361E-16-5.58361E-16 4.00130E-15-3.88962E-15
57 6.89829E-16-6.89829E-16 3.88962E-15-3.75166E-15
58 8.42053E-16-8.42053E-16 3.75166E-15-3.58325E-15
59 1.01532E-15-1.01532E-15 3.58325E-15-3.38018E-15
60 1.20987E-15-1.20987E-15 3.38018E-15-3.13821E-15
61 1.42591E-15-1.42591E-15 3.13821E-15-2.85303E-15
62 1.66361E-15-1.66361E-15 2.85303E-15-2.52031E-15
63 1.92310E-15-1.92310E-15 2.52031E-15-2.13569E-15
64 2.20448E-15-2.20448E-15 2.13569E-15-1.69479E-15
65 2.50782E-15-2.50782E-15 1.69479E-15-1.19323E-15
66 2.83317E-15-2.83317E-15 1.19323E-15-6.26596E-16
67 3.18054E-15-3.18054E-15 6.26596E-16 9.51191E-18
68-9.51096E-17 9.51096E-17-9.51191E-18-4.44286E-27
```

```
+-------------------------------------------------------------------------------------------------------------------------------+
|                   PARATIEPLUS(TM)   NLS ENGINE RELEASE  2018.0    FULL VERSION  *Build date:Nov 13, 2017*                    |
|                                                                                                                               |
|                                      NewProject.BaseDesignSection_28.A2M2R1_1213                                              |
|                                    Exe Time : 4 September 2018 18:06:12                                                       |
+-------------------------------------------------------------------------------------------------------------------------------+
New Project


S T R E S S    R E S U L T S    F O R    G R O U P    N O.    4

Tieback_175                                                  :
ELEMENT TYPE    6 NO.OF ELEMENTS. IN THIS GROUP    1
C U R R E N T    T I M E    I S      1.0000

 POST-TENSION 2D-BOUNDARY ELEMENT

         EL    FORCE          d0          EDISPL     pl. eps          K     -ve limit   +ve limit
-------------------------------------------------------------------------------------------------------

***** NO ONE ELEMENT ACTIVE AT CURRENT STEP *****

ITER     0 RNORM = 0.000     RMNORM= 0.000
           RINORM=0.2349E+05 RIMNOR=0.1471E-26
           RENORM= 84.22     REMNOR=0.1282E-51 RATIO =0.5988E-01 TOLER =0.1000E-03  NOT CONVERGED
           RFMAX = 22.04     RMMAX =0.5988E-14
           RTSMAL=0.1000E-03 RMSMAL=0.1000E-19
           RDT   =0.2349E+05 RDR   =0.1000E-19
           RATIOT=0.5988E-01 RATIOR= 0.000
           MAX UN= 3.711     IEQ=    11 NODE      6 DOF   1  Y-DISPL.F
           MIN UN=-.2578E-26 IEQ=    34 NODE     17 DOF   2   X-ROT. F
           NO. OF CONTACT CONSTRAINT VIOLATIONS     0


ITER     2 RNORM = 0.000     RMNORM= 0.000
           RINORM=0.2349E+05 RIMNOR=0.1471E-26
           RENORM=0.6772     REMNOR=0.1394E-20 RATIO =0.5370E-02 TOLER =0.1000E-03  NOT CONVERGED
           RFMAX = 22.04     RMMAX =0.5988E-14
           RTSMAL=0.1000E-03 RMSMAL=0.1000E-19
           RDT   =0.2349E+05 RDR   =0.1000E-19
           RATIOT=0.5370E-02 RATIOR= 0.000
           MAX UN=0.6638     IEQ=     1 NODE      1 DOF   1  Y-DISPL.F
           MIN UN=-.2291E-09 IEQ=     5 NODE      3 DOF   1  Y-DISPL.F
           NO. OF CONTACT CONSTRAINT VIOLATIONS     0


ITER     3 RNORM = 0.000     RMNORM= 0.000
           RINORM=0.2349E+05 RIMNOR=0.1471E-26
           RENORM=0.6927E-19 REMNOR=0.3394E-21 RATIO =0.1717E-11 TOLER =0.1000E-03      CONVERGED !
           RFMAX = 22.04     RMMAX =0.5988E-14
           RTSMAL=0.1000E-03 RMSMAL=0.1000E-19
           RDT   =0.2349E+05 RDR   =0.1000E-19
           RATIOT=0.1717E-11 RATIOR= 0.000
           MAX UN=0.9608E-10 IEQ=    13 NODE      7 DOF   1  Y-DISPL.F
           MIN UN=-.1112E-09 IEQ=    19 NODE     10 DOF   1  Y-DISPL.F
           NO. OF CONTACT CONSTRAINT VIOLATIONS     0
```

```
+-------------------------------------------------------------------------------------------------------------------------+
|                   PARATIEPLUS(TM)   NLS ENGINE RELEASE  2018.0    FULL VERSION  *Build date:Nov 13, 2017*              |
|                                                                                                                         |
|                                      NewProject.BaseDesignSection_28.A2M2R1_1213                                        |
|                                   Exe Time : 4 September 2018 18:06:12                                                  |
+-------------------------------------------------------------------------------------------------------------------------+
New Project
SOLUTION REACHED USING     3 ITERATIONS ON   40

P R I N T   O U T   F O R   T I M E   S T E P    2     ( AT TIME   2.000     )

PRINT OUT OF ACTIVE COMPONENTS (FIXED NODES ARE NOT PRINTED OUT)

          Y-DISPL.F        X-ROT. F
            (02)             (04)           (
    1   1.7441643E-04  -3.1213542E-05
    2   1.6817373E-04  -3.1213538E-05
    3   1.6193116E-04  -3.1211360E-05
    4   1.5568980E-04  -3.1199979E-05
    5   1.4945284E-04  -3.1163543E-05
    6   1.4322785E-04  -3.1074969E-05
    7   1.3702877E-04  -3.0897740E-05
    8   1.3087654E-04  -3.0603768E-05
    9   1.2479519E-04  -3.0190847E-05
   10   1.1880728E-04  -2.9671732E-05
   11   1.1293263E-04  -2.9060552E-05
   12   1.0718833E-04  -2.8370420E-05
   13   1.0158893E-04  -2.7613346E-05
   14   9.6146726E-05  -2.6800184E-05
   15   9.0871948E-05  -2.5940625E-05
   16   8.5773000E-05  -2.5043196E-05
   17   8.0856678E-05  -2.4115271E-05
   18   7.6128483E-05  -2.3163113E-05
   19   7.1592704E-05  -2.2191878E-05
   20   6.7252730E-05  -2.1205665E-05
   21   6.3111252E-05  -2.0207555E-05
   22   5.9170383E-05  -1.9199633E-05
   23   5.5431976E-05  -1.8183057E-05
   24   5.1897720E-05  -1.7158084E-05
   25   4.8569342E-05  -1.6124119E-05
   26   4.5448765E-05  -1.5079764E-05
   27   4.2537809E-05  -1.4030030E-05
   28   3.9836393E-05  -1.2985913E-05
   29   3.7342438E-05  -1.1956875E-05
   30   3.5052103E-05  -1.0950946E-05
   31   3.2960072E-05  -9.9748340E-06
   32   3.1059823E-05  -9.0340482E-06
   33   2.9343815E-05  -8.1329831E-06
   34   2.7803754E-05  -7.2750533E-06
   35   2.6430750E-05  -6.4627728E-06
   36   2.5215488E-05  -5.6978559E-06
   37   2.4148388E-05  -4.9813103E-06
   38   2.3219719E-05  -4.3135076E-06
   39   2.2419746E-05  -3.6942850E-06
   40   2.1738809E-05  -3.1230042E-06
   41   2.1167418E-05  -2.5986243E-06
   42   2.0696325E-05  -2.1197651E-06
   43   2.0316588E-05  -1.6847654E-06
   44   2.0019621E-05  -1.2917361E-06
   45   1.9797234E-05  -9.3861020E-07
   46   1.9641665E-05  -6.2317991E-07
   47   1.9545603E-05  -3.4314599E-07
   48   1.9502204E-05  -9.6145802E-08
   49   1.9505102E-05   1.2021387E-07
   50   1.9548406E-05   3.0832849E-07
   51   1.9626708E-05   4.7057547E-07
   52   1.9735071E-05   6.0929084E-07
   53   1.9869002E-05   7.2673656E-07
   54   2.0024488E-05   8.2512743E-07
   55   2.0197923E-05   9.0656853E-07
   56   2.0386120E-05   9.7307263E-07
```

57	2.0586284E-05	1.0265448E-06
58	2.0795989E-05	1.0687753E-06
59	2.1013156E-05	1.1014336E-06
60	2.1236027E-05	1.1260638E-06
61	2.1463140E-05	1.1440814E-06
62	2.1693304E-05	1.1567703E-06
63	2.1925570E-05	1.1652812E-06
64	2.2159206E-05	1.1706304E-06
65	2.2393670E-05	1.1736987E-06
66	2.2628583E-05	1.1752310E-06
67	2.2863700E-05	1.1758362E-06
68	2.3098887E-05	1.1759872E-06
69	2.3216498E-05	1.1759935E-06

```
+-------------------------------------------------------------------------------------------------------------------------------+
|                   PARATIEPLUS(TM)   NLS ENGINE RELEASE  2018.0    FULL VERSION  *Build date:Nov 13, 2017*                    |
|                                                                                                                               |
|                                    NewProject.BaseDesignSection_28.A2M2R1_1213                                                |
|                                  Exe Time : 4 September 2018 18:06:12                                                         |
+-------------------------------------------------------------------------------------------------------------------------------+
New Project


S T R E S S   R E S U L T S   F O R   G R O U P   N O.   1

0_L                                                              :
ELEMENT TYPE    5 NO.OF ELEMENTS. IN THIS GROUP   69
C U R R E N T   T I M E   I S      2.0000

 HARDENING 2D SOIL ELEMENT

 ****** TOTAL STRESS FORMULATION *****

  EL *   FORCE     DISPL-Y  VERTICAL-P  HORIZON.-P     MAX-V-P     MAX-H-P           STATE   STIFFNESS Z-LEVEL      PORE
E FACTOR    UFACTOR       Peq           Su_a         Su_p     LAYER
 ------------------------------------------------------------------------------------------------------------------------------
-------------------------------------------------------------------------------------------
   1 D  5.7860E-04 -1.7442E-04  1.4147E-02  5.7860E-03  1.4147E-02  0.9646          ACTIVE   0.000       0.000       0.000
1.000       1.000      5.7860E-03   0.000       0.000     DI1_164_167_L_0
   2 D  0.2666     -1.6817E-04   3.260       1.333       3.260       5.581          ACTIVE   0.000     -0.2000       0.000
1.000       1.000       1.333       0.000       0.000     DI1_164_167_L_0
   3 D  0.5996     -1.6193E-04   6.716       2.998       6.716       9.749           UL-RL  4.1689E+04 -0.4000       0.000
1.000       1.000       2.998       0.000       0.000     DI1_164_167_L_0
   4 D   1.354     -1.5569E-04   10.45       6.769       10.45       13.26           UL-RL  4.1689E+04 -0.6000       0.000
1.000       1.000       6.769       0.000       0.000     DI1_164_167_L_0
   5 D   1.983     -1.4945E-04   14.38       9.917       14.38       16.15           UL-RL  4.1689E+04 -0.8000       0.000
1.000       1.000       9.917       0.000       0.000     DI1_164_167_L_0
   6 D   2.517     -1.4323E-04   18.39       12.58       18.39       18.55           UL-RL  4.1689E+04  -1.000       0.000
1.000       1.000       12.58       0.000       0.000     DI1_164_167_L_0
   7 D   2.983     -1.3703E-04   22.42       14.91       22.42       20.63           UL-RL  4.1689E+04  -1.200       0.000
1.000       1.000       14.91       0.000       0.000     DI1_164_167_L_0
   8 D   3.404     -1.3088E-04   26.73       17.02       26.73       22.48           UL-RL  4.1689E+04  -1.400       0.000
1.000       1.000       17.02       0.000       0.000     DI1_164_167_L_0
   9 D   3.797     -1.2480E-04   31.43       18.98       31.43       24.19           UL-RL  4.1689E+04  -1.600       0.000
1.000       1.000       18.98       0.000       0.000     DI1_164_167_L_0
  10 D   4.169     -1.1881E-04   35.85       20.85       35.85       25.80           UL-RL  4.1689E+04  -1.800       0.000
1.000       1.000       20.85       0.000       0.000     DI1_164_167_L_0
  11 D   4.528     -1.1293E-04   40.07       22.64       40.07       27.35           UL-RL  4.1689E+04  -2.000       0.000
1.000       1.000       22.64       0.000       0.000     DI1_164_167_L_0
  12 D   4.878     -1.0719E-04   43.50       24.39       43.50       28.86           UL-RL  4.1689E+04  -2.200       0.000
1.000       1.000       24.39       0.000       0.000     DI1_164_167_L_0
  13 D   5.221     -1.0159E-04   47.49       26.11       47.49       30.34           UL-RL  4.1689E+04  -2.400       0.000
1.000       1.000       26.11       0.000       0.000     DI1_164_167_L_0
  14 D   5.559     -9.6147E-05   51.38       27.79       51.38       31.80           UL-RL  4.1689E+04  -2.600       0.000
1.000       1.000       27.79       0.000       0.000     DI1_164_167_L_0
  15 D   5.893     -9.0872E-05   55.19       29.46       55.19       33.25           UL-RL  4.1689E+04  -2.800       0.000
1.000       1.000       29.46       0.000       0.000     DI1_164_167_L_0
  16 D   6.224     -8.5773E-05   58.93       31.12       58.93       34.69           UL-RL  4.1689E+04  -3.000       0.000
1.000       1.000       31.12       0.000       0.000     DI1_164_167_L_0
  17 D   6.552     -8.0857E-05   62.61       32.76       62.61       36.13           UL-RL  4.1689E+04  -3.200       0.000
1.000       1.000       32.76       0.000       0.000     DI1_164_167_L_0
  18 D   6.877     -7.6128E-05   65.82       34.39       65.82       37.56           UL-RL  4.1689E+04  -3.400       0.000
1.000       1.000       34.39       0.000       0.000     DI1_164_167_L_0
  19 D   7.201     -7.1593E-05   69.44       36.01       69.44       38.99           UL-RL  4.1689E+04  -3.600       0.000
1.000       1.000       36.01       0.000       0.000     DI1_164_167_L_0
  20 D   7.523     -6.7253E-05   73.01       37.62       73.01       40.42           UL-RL  4.1689E+04  -3.800       0.000
1.000       1.000       37.62       0.000       0.000     DI1_164_167_L_0
  21 D   7.844     -6.3111E-05   76.56       39.22       76.56       41.85           UL-RL  4.1689E+04  -4.000       0.000
1.000       1.000       39.22       0.000       0.000     DI1_164_167_L_0
  22 D   8.163     -5.9170E-05   80.07       40.81       80.07       43.28           UL-RL  4.1689E+04  -4.200       0.000
1.000       1.000       40.81       0.000       0.000     DI1_164_167_L_0
  23 D   8.480     -5.5432E-05   83.24       42.40       83.24       44.71           UL-RL  4.1689E+04  -4.400       0.000
1.000       1.000       42.40       0.000       0.000     DI1_164_167_L_0
  24 D   8.796     -5.1898E-05   86.72       43.98       86.72       46.15           UL-RL  4.1689E+04  -4.600       0.000
1.000       1.000       43.98       0.000       0.000     DI1_164_167_L_0
```

25 D	9.111	-4.8569E-05	90.19	45.56	90.19	47.58	UL-RL	4.1689E+04	-4.800	0.000	
1.000	1.000	45.56	0.000	0.000	DI1_164_167_L_0						
26 D	8.899	-4.5449E-05	93.63	44.50	93.63	49.02	UL-RL	9.9511E+04	-5.000	0.000	
1.000	1.000	44.50	0.000	0.000	DI2_165_168_L_0						
27 D	9.245	-4.2538E-05	97.06	46.23	97.06	50.46	UL-RL	9.9511E+04	-5.200	0.000	
1.000	1.000	46.23	0.000	0.000	DI2_165_168_L_0						
28 D	9.587	-3.9836E-05	100.2	47.94	100.2	51.90	UL-RL	9.9511E+04	-5.400	0.000	
1.000	1.000	47.94	0.000	0.000	DI2_165_168_L_0						
29 D	9.926	-3.7342E-05	103.6	49.63	103.6	53.35	UL-RL	9.9511E+04	-5.600	0.000	
1.000	1.000	49.63	0.000	0.000	DI2_165_168_L_0						
30 D	10.26	-3.5052E-05	107.0	51.31	107.0	54.80	UL-RL	9.9511E+04	-5.800	0.000	
1.000	1.000	51.31	0.000	0.000	DI2_165_168_L_0						
31 D	10.59	-3.2960E-05	110.4	52.97	110.4	56.25	UL-RL	9.9511E+04	-6.000	0.000	
1.000	1.000	52.97	0.000	0.000	DI2_165_168_L_0						
32 D	10.92	-3.1060E-05	113.8	54.61	113.8	57.70	UL-RL	9.9511E+04	-6.200	0.000	
1.000	1.000	54.61	0.000	0.000	DI2_165_168_L_0						
33 D	11.25	-2.9344E-05	117.2	56.24	117.2	59.16	UL-RL	9.9511E+04	-6.400	0.000	
1.000	1.000	56.24	0.000	0.000	DI2_165_168_L_0						
34 D	11.57	-2.7804E-05	120.3	57.85	120.3	60.62	UL-RL	9.9511E+04	-6.600	0.000	
1.000	1.000	57.85	0.000	0.000	DI2_165_168_L_0						
35 D	11.89	-2.6431E-05	123.7	59.45	123.7	62.08	UL-RL	9.9511E+04	-6.800	0.000	
1.000	1.000	59.45	0.000	0.000	DI2_165_168_L_0						
36 D	12.21	-2.5215E-05	127.0	61.04	127.0	63.55	UL-RL	9.9511E+04	-7.000	0.000	
1.000	1.000	61.04	0.000	0.000	DI2_165_168_L_0						
37 D	12.52	-2.4148E-05	130.4	62.61	130.4	65.02	UL-RL	9.9511E+04	-7.200	0.000	
1.000	1.000	62.61	0.000	0.000	DI2_165_168_L_0						
38 D	12.84	-2.3220E-05	133.7	64.18	133.7	66.49	UL-RL	9.9511E+04	-7.400	0.000	
1.000	1.000	64.18	0.000	0.000	DI2_165_168_L_0						
39 D	13.15	-2.2420E-05	136.9	65.73	136.9	67.96	UL-RL	9.9511E+04	-7.600	0.000	
1.000	1.000	65.73	0.000	0.000	DI2_165_168_L_0						
40 D	13.46	-2.1739E-05	140.2	67.28	140.2	69.44	UL-RL	9.9511E+04	-7.800	0.000	
1.000	1.000	67.28	0.000	0.000	DI2_165_168_L_0						
41 D	13.76	-2.1167E-05	143.5	68.82	143.5	70.92	UL-RL	9.9511E+04	-8.000	0.000	
1.000	1.000	68.82	0.000	0.000	DI2_165_168_L_0						
42 D	14.07	-2.0696E-05	146.9	70.35	146.9	72.41	UL-RL	9.9511E+04	-8.200	0.000	
1.000	1.000	70.35	0.000	0.000	DI2_165_168_L_0						
43 D	14.37	-2.0317E-05	150.2	71.87	150.2	73.89	UL-RL	9.9511E+04	-8.400	0.000	
1.000	1.000	71.87	0.000	0.000	DI2_165_168_L_0						
44 D	14.68	-2.0020E-05	153.5	73.39	153.5	75.38	UL-RL	9.9511E+04	-8.600	0.000	
1.000	1.000	73.39	0.000	0.000	DI2_165_168_L_0						
45 D	14.98	-1.9797E-05	156.7	74.90	156.7	76.87	UL-RL	9.9511E+04	-8.800	0.000	
1.000	1.000	74.90	0.000	0.000	DI2_165_168_L_0						
46 D	15.28	-1.9642E-05	160.0	76.41	160.0	78.37	UL-RL	9.9511E+04	-9.000	0.000	
1.000	1.000	76.41	0.000	0.000	DI2_165_168_L_0						
47 D	15.58	-1.9546E-05	163.3	77.92	163.3	79.86	UL-RL	9.9511E+04	-9.200	0.000	
1.000	1.000	77.92	0.000	0.000	DI2_165_168_L_0						
48 D	15.88	-1.9502E-05	166.6	79.42	166.6	81.36	UL-RL	9.9511E+04	-9.400	0.000	
1.000	1.000	79.42	0.000	0.000	DI2_165_168_L_0						
49 D	16.18	-1.9505E-05	169.9	80.92	169.9	82.86	UL-RL	9.9511E+04	-9.600	0.000	
1.000	1.000	80.92	0.000	0.000	DI2_165_168_L_0						
50 D	16.48	-1.9548E-05	173.1	82.42	173.1	84.37	UL-RL	9.9511E+04	-9.800	0.000	
1.000	1.000	82.42	0.000	0.000	DI2_165_168_L_0						
51 D	16.78	-1.9627E-05	176.4	83.92	176.4	85.87	UL-RL	9.9511E+04	-10.00	0.000	
1.000	1.000	83.92	0.000	0.000	DI2_165_168_L_0						
52 D	17.08	-1.9735E-05	179.7	85.42	179.7	87.38	UL-RL	9.9511E+04	-10.20	0.000	
1.000	1.000	85.42	0.000	0.000	DI2_165_168_L_0						
53 D	17.38	-1.9869E-05	182.9	86.91	182.9	88.89	UL-RL	9.9511E+04	-10.40	0.000	
1.000	1.000	86.91	0.000	0.000	DI2_165_168_L_0						
54 D	17.68	-2.0024E-05	186.2	88.41	186.2	90.40	UL-RL	9.9511E+04	-10.60	0.000	
1.000	1.000	88.41	0.000	0.000	DI2_165_168_L_0						
55 D	17.98	-2.0198E-05	189.5	89.91	189.5	91.92	UL-RL	9.9511E+04	-10.80	0.000	
1.000	1.000	89.91	0.000	0.000	DI2_165_168_L_0						
56 D	18.28	-2.0386E-05	192.7	91.40	192.7	93.43	UL-RL	9.9511E+04	-11.00	0.000	
1.000	1.000	91.40	0.000	0.000	DI2_165_168_L_0						
57 D	18.58	-2.0586E-05	196.0	92.90	196.0	94.95	UL-RL	9.9511E+04	-11.20	0.000	
1.000	1.000	92.90	0.000	0.000	DI2_165_168_L_0						
58 D	18.88	-2.0796E-05	199.3	94.40	199.3	96.47	UL-RL	9.9511E+04	-11.40	0.000	
1.000	1.000	94.40	0.000	0.000	DI2_165_168_L_0						
59 D	19.18	-2.1013E-05	202.6	95.90	202.6	97.99	UL-RL	9.9511E+04	-11.60	0.000	
1.000	1.000	95.90	0.000	0.000	DI2_165_168_L_0						
60 D	19.48	-2.1236E-05	205.8	97.40	205.8	99.52	UL-RL	9.9511E+04	-11.80	0.000	
1.000	1.000	97.40	0.000	0.000	DI2_165_168_L_0						
61 D	19.78	-2.1463E-05	209.0	98.90	209.0	101.0	UL-RL	9.9511E+04	-12.00	0.000	
1.000	1.000	98.90	0.000	0.000	DI2_165_168_L_0						

```
  62 D   20.08     -2.1693E-05   212.0       100.4       212.0       102.6          UL-RL  9.9511E+04  -12.20       0.000
1.000       1.000       100.4       0.000       0.000     DI2_165_168_L_0
  63 D   20.38     -2.1926E-05   215.1       101.9       215.1       104.1          UL-RL  9.9511E+04  -12.40       0.000
1.000       1.000       101.9       0.000       0.000     DI2_165_168_L_0
  64 D   20.68     -2.2159E-05   218.2       103.4       218.2       105.6          UL-RL  9.9511E+04  -12.60       0.000
1.000       1.000       103.4       0.000       0.000     DI2_165_168_L_0
  65 D   20.99     -2.2394E-05   221.2       104.9       221.2       107.2          UL-RL  9.9511E+04  -12.80       0.000
1.000       1.000       104.9       0.000       0.000     DI2_165_168_L_0
  66 D   21.29     -2.2629E-05   224.3       106.4       224.3       108.7          UL-RL  9.9511E+04  -13.00       0.000
1.000       1.000       106.4       0.000       0.000     DI2_165_168_L_0
  67 D   21.59     -2.2864E-05   227.3       107.9       227.3       110.2          UL-RL  9.9511E+04  -13.20       0.000
1.000       1.000       107.9       0.000       0.000     DI2_165_168_L_0
  68 D   16.42     -2.3099E-05   230.4       109.5       230.4       111.8          UL-RL  9.9511E+04  -13.40       0.000
1.000       1.000       109.5       0.000       0.000     DI2_165_168_L_0
  69 D   5.511     -2.3216E-05   231.9       110.2       231.9       112.5          UL-RL  9.9511E+04  -13.50       0.000
1.000       1.000       110.2       0.000       0.000     DI2_165_168_L_0
```

```
+-------------------------------------------------------------------------------------------------------------------------+
|                   PARATIEPLUS(TM)   NLS ENGINE RELEASE  2018.0    FULL VERSION  *Build date:Nov 13, 2017*              |
|                                                                                                                         |
|                                    NewProject.BaseDesignSection_28.A2M2R1_1213                                          |
|                                  Exe Time : 4 September 2018 18:06:12                                                   |
+-------------------------------------------------------------------------------------------------------------------------+
New Project


S T R E S S   R E S U L T S   F O R   G R O U P   N O.   2

0_R                                                          :
ELEMENT TYPE    5 NO.OF ELEMENTS. IN THIS GROUP   69
C U R R E N T   T I M E   I S      2.0000

 HARDENING 2D SOIL ELEMENT

 ****** TOTAL STRESS FORMULATION *****

  EL *   FORCE     DISPL-Y  VERTICAL-P  HORIZON.-P     MAX-V-P     MAX-H-P           STATE   STIFFNESS Z-LEVEL      PORE
E FACTOR    UFACTOR        Peq           Su_a         Su_p     LAYER
 ------------------------------------------------------------------------------------------------------------------------
-------------------------------------------------------------------------------------------
   1     0.000         --          --          --          --          --          REMOVED     --        0.000       0.000
1.000       1.000       0.000       0.000       0.000     not available
   2     0.000         --          --          --          --          --          REMOVED     --      -0.2000       0.000
1.000       1.000       0.000       0.000       0.000     not available
   3     0.000         --          --          --          --          --          REMOVED     --      -0.4000       0.000
1.000       1.000       0.000       0.000       0.000     not available
   4     0.000         --          --          --          --          --          REMOVED     --      -0.6000       0.000
1.000       1.000       0.000       0.000       0.000     not available
   5     0.000         --          --          --          --          --          REMOVED     --      -0.8000       0.000
1.000       1.000       0.000       0.000       0.000     not available
   6 D   0.000      1.4323E-04   0.000       0.000       16.00       18.55         PASSIVE   0.000      -1.000       0.000
1.000       1.000       0.000       0.000       0.000     DI1_164_167_L_0
   7 D   2.038      1.3703E-04   3.200       10.19       19.20       20.63         PASSIVE   0.000      -1.200       0.000
1.000       1.000       10.19       0.000       0.000     DI1_164_167_L_0
   8 D   4.077      1.3088E-04   6.400       20.38       22.40       22.48         PASSIVE   0.000      -1.400       0.000
1.000       1.000       20.38       0.000       0.000     DI1_164_167_L_0
   9 D   4.696      1.2480E-04   9.600       23.48       25.60       24.19           UL-RL   3.4115E+04  -1.600       0.000
1.000       1.000       23.48       0.000       0.000     DI1_164_167_L_0
  10 D   5.010      1.1881E-04   12.80       25.05       28.80       25.80           UL-RL   3.4115E+04  -1.800       0.000
1.000       1.000       25.05       0.000       0.000     DI1_164_167_L_0
  11 D   5.303      1.1293E-04   16.00       26.52       32.00       27.35           UL-RL   3.4115E+04  -2.000       0.000
1.000       1.000       26.52       0.000       0.000     DI1_164_167_L_0
  12 D   5.583      1.0719E-04   19.20       27.91       35.20       28.86           UL-RL   3.4115E+04  -2.200       0.000
1.000       1.000       27.91       0.000       0.000     DI1_164_167_L_0
  13 D   5.854      1.0159E-04   22.40       29.27       38.40       30.34           UL-RL   3.4115E+04  -2.400       0.000
1.000       1.000       29.27       0.000       0.000     DI1_164_167_L_0
  14 D   6.120      9.6147E-05   25.60       30.60       41.60       31.80           UL-RL   3.4115E+04  -2.600       0.000
1.000       1.000       30.60       0.000       0.000     DI1_164_167_L_0
  15 D   6.383      9.0872E-05   28.80       31.91       44.80       33.25           UL-RL   3.4115E+04  -2.800       0.000
1.000       1.000       31.91       0.000       0.000     DI1_164_167_L_0
  16 D   6.643      8.5773E-05   32.00       33.22       48.00       34.69           UL-RL   3.4115E+04  -3.000       0.000
1.000       1.000       33.22       0.000       0.000     DI1_164_167_L_0
  17 D   6.903      8.0857E-05   35.20       34.51       51.20       36.13           UL-RL   3.4115E+04  -3.200       0.000
1.000       1.000       34.51       0.000       0.000     DI1_164_167_L_0
  18 D   7.162      7.6128E-05   38.40       35.81       54.40       37.56           UL-RL   3.4115E+04  -3.400       0.000
1.000       1.000       35.81       0.000       0.000     DI1_164_167_L_0
  19 D   7.422      7.1593E-05   41.60       37.11       57.60       38.99           UL-RL   3.4115E+04  -3.600       0.000
1.000       1.000       37.11       0.000       0.000     DI1_164_167_L_0
  20 D   7.682      6.7253E-05   44.80       38.41       60.80       40.42           UL-RL   3.4115E+04  -3.800       0.000
1.000       1.000       38.41       0.000       0.000     DI1_164_167_L_0
  21 D   7.943      6.3111E-05   48.00       39.72       64.00       41.85           UL-RL   3.4115E+04  -4.000       0.000
1.000       1.000       39.72       0.000       0.000     DI1_164_167_L_0
  22 D   8.205      5.9170E-05   51.20       41.03       67.20       43.28           UL-RL   3.4115E+04  -4.200       0.000
1.000       1.000       41.03       0.000       0.000     DI1_164_167_L_0
  23 D   8.469      5.5432E-05   54.40       42.35       70.40       44.71           UL-RL   3.4115E+04  -4.400       0.000
1.000       1.000       42.35       0.000       0.000     DI1_164_167_L_0
  24 D   8.734      5.1898E-05   57.60       43.67       73.60       46.15           UL-RL   3.4115E+04  -4.600       0.000
1.000       1.000       43.67       0.000       0.000     DI1_164_167_L_0
```

25 D	9.001	4.8569E-05	60.80	45.00	76.80	47.58	UL-RL	3.4115E+04	-4.800	0.000	
1.000	1.000	45.00	0.000	0.000	DI1_164_167_L_0						
26 D	9.627	4.5449E-05	64.00	48.13	80.00	49.02	UL-RL	7.3429E+04	-5.000	0.000	
1.000	1.000	48.13	0.000	0.000	DI2_165_168_L_0						
27 D	9.874	4.2538E-05	67.20	49.37	83.20	50.46	UL-RL	7.3429E+04	-5.200	0.000	
1.000	1.000	49.37	0.000	0.000	DI2_165_168_L_0						
28 D	10.12	3.9836E-05	70.40	50.62	86.40	51.90	UL-RL	7.3429E+04	-5.400	0.000	
1.000	1.000	50.62	0.000	0.000	DI2_165_168_L_0						
29 D	10.38	3.7342E-05	73.60	51.89	89.60	53.35	UL-RL	7.3429E+04	-5.600	0.000	
1.000	1.000	51.89	0.000	0.000	DI2_165_168_L_0						
30 D	10.64	3.5052E-05	76.80	53.18	92.80	54.80	UL-RL	7.3429E+04	-5.800	0.000	
1.000	1.000	53.18	0.000	0.000	DI2_165_168_L_0						
31 D	10.90	3.2960E-05	80.00	54.48	96.00	56.25	UL-RL	7.3429E+04	-6.000	0.000	
1.000	1.000	54.48	0.000	0.000	DI2_165_168_L_0						
32 D	11.16	3.1060E-05	83.20	55.81	99.20	57.70	UL-RL	7.3429E+04	-6.200	0.000	
1.000	1.000	55.81	0.000	0.000	DI2_165_168_L_0						
33 D	11.43	2.9344E-05	86.40	57.14	102.4	59.16	UL-RL	7.3429E+04	-6.400	0.000	
1.000	1.000	57.14	0.000	0.000	DI2_165_168_L_0						
34 D	11.70	2.7804E-05	89.60	58.50	105.6	60.62	UL-RL	7.3429E+04	-6.600	0.000	
1.000	1.000	58.50	0.000	0.000	DI2_165_168_L_0						
35 D	11.97	2.6431E-05	92.80	59.86	108.8	62.08	UL-RL	7.3429E+04	-6.800	0.000	
1.000	1.000	59.86	0.000	0.000	DI2_165_168_L_0						
36 D	12.25	2.5215E-05	96.00	61.25	112.0	63.55	UL-RL	7.3429E+04	-7.000	0.000	
1.000	1.000	61.25	0.000	0.000	DI2_165_168_L_0						
37 D	12.53	2.4148E-05	99.20	62.64	115.2	65.02	UL-RL	7.3429E+04	-7.200	0.000	
1.000	1.000	62.64	0.000	0.000	DI2_165_168_L_0						
38 D	12.81	2.3220E-05	102.4	64.05	118.4	66.49	UL-RL	7.3429E+04	-7.400	0.000	
1.000	1.000	64.05	0.000	0.000	DI2_165_168_L_0						
39 D	13.09	2.2420E-05	105.6	65.47	121.6	67.96	UL-RL	7.3429E+04	-7.600	0.000	
1.000	1.000	65.47	0.000	0.000	DI2_165_168_L_0						
40 D	13.38	2.1739E-05	108.8	66.90	124.8	69.44	UL-RL	7.3429E+04	-7.800	0.000	
1.000	1.000	66.90	0.000	0.000	DI2_165_168_L_0						
41 D	13.67	2.1167E-05	112.0	68.34	128.0	70.92	UL-RL	7.3429E+04	-8.000	0.000	
1.000	1.000	68.34	0.000	0.000	DI2_165_168_L_0						
42 D	13.96	2.0696E-05	115.2	69.80	131.2	72.41	UL-RL	7.3429E+04	-8.200	0.000	
1.000	1.000	69.80	0.000	0.000	DI2_165_168_L_0						
43 D	14.25	2.0317E-05	118.4	71.26	134.4	73.89	UL-RL	7.3429E+04	-8.400	0.000	
1.000	1.000	71.26	0.000	0.000	DI2_165_168_L_0						
44 D	14.55	2.0020E-05	121.6	72.73	137.6	75.38	UL-RL	7.3429E+04	-8.600	0.000	
1.000	1.000	72.73	0.000	0.000	DI2_165_168_L_0						
45 D	14.84	1.9797E-05	124.8	74.21	140.8	76.87	UL-RL	7.3429E+04	-8.800	0.000	
1.000	1.000	74.21	0.000	0.000	DI2_165_168_L_0						
46 D	15.14	1.9642E-05	128.0	75.69	144.0	78.37	UL-RL	7.3429E+04	-9.000	0.000	
1.000	1.000	75.69	0.000	0.000	DI2_165_168_L_0						
47 D	15.44	1.9546E-05	131.2	77.18	147.2	79.86	UL-RL	7.3429E+04	-9.200	0.000	
1.000	1.000	77.18	0.000	0.000	DI2_165_168_L_0						
48 D	15.74	1.9502E-05	134.4	78.68	150.4	81.36	UL-RL	7.3429E+04	-9.400	0.000	
1.000	1.000	78.68	0.000	0.000	DI2_165_168_L_0						
49 D	16.04	1.9505E-05	137.6	80.19	153.6	82.86	UL-RL	7.3429E+04	-9.600	0.000	
1.000	1.000	80.19	0.000	0.000	DI2_165_168_L_0						
50 D	16.34	1.9548E-05	140.8	81.70	156.8	84.37	UL-RL	7.3429E+04	-9.800	0.000	
1.000	1.000	81.70	0.000	0.000	DI2_165_168_L_0						
51 D	16.64	1.9627E-05	144.0	83.21	160.0	85.87	UL-RL	7.3429E+04	-10.00	0.000	
1.000	1.000	83.21	0.000	0.000	DI2_165_168_L_0						
52 D	16.95	1.9735E-05	147.2	84.73	163.2	87.38	UL-RL	7.3429E+04	-10.20	0.000	
1.000	1.000	84.73	0.000	0.000	DI2_165_168_L_0						
53 D	17.25	1.9869E-05	150.4	86.25	166.4	88.89	UL-RL	7.3429E+04	-10.40	0.000	
1.000	1.000	86.25	0.000	0.000	DI2_165_168_L_0						
54 D	17.55	2.0024E-05	153.6	87.77	169.6	90.40	UL-RL	7.3429E+04	-10.60	0.000	
1.000	1.000	87.77	0.000	0.000	DI2_165_168_L_0						
55 D	17.86	2.0198E-05	156.8	89.30	172.8	91.92	UL-RL	7.3429E+04	-10.80	0.000	
1.000	1.000	89.30	0.000	0.000	DI2_165_168_L_0						
56 D	18.17	2.0386E-05	160.0	90.83	176.0	93.43	UL-RL	7.3429E+04	-11.00	0.000	
1.000	1.000	90.83	0.000	0.000	DI2_165_168_L_0						
57 D	18.47	2.0586E-05	163.2	92.37	179.2	94.95	UL-RL	7.3429E+04	-11.20	0.000	
1.000	1.000	92.37	0.000	0.000	DI2_165_168_L_0						
58 D	18.78	2.0796E-05	166.4	93.91	182.4	96.47	UL-RL	7.3429E+04	-11.40	0.000	
1.000	1.000	93.91	0.000	0.000	DI2_165_168_L_0						
59 D	19.09	2.1013E-05	169.6	95.45	185.6	97.99	UL-RL	7.3429E+04	-11.60	0.000	
1.000	1.000	95.45	0.000	0.000	DI2_165_168_L_0						
60 D	19.40	2.1236E-05	172.8	96.99	188.8	99.52	UL-RL	7.3429E+04	-11.80	0.000	
1.000	1.000	96.99	0.000	0.000	DI2_165_168_L_0						
61 D	19.71	2.1463E-05	176.0	98.53	192.0	101.0	UL-RL	7.3429E+04	-12.00	0.000	
1.000	1.000	98.53	0.000	0.000	DI2_165_168_L_0						

```
  62 D   20.01      2.1693E-05   179.2       100.1       195.2       102.6          UL-RL  7.3429E+04  -12.20       0.000
1.000       1.000       100.1       0.000       0.000     DI2_165_168_L_0
  63 D   20.32      2.1926E-05   182.4       101.6       198.4       104.1          UL-RL  7.3429E+04  -12.40       0.000
1.000       1.000       101.6       0.000       0.000     DI2_165_168_L_0
  64 D   20.63      2.2159E-05   185.6       103.2       201.6       105.6          UL-RL  7.3429E+04  -12.60       0.000
1.000       1.000       103.2       0.000       0.000     DI2_165_168_L_0
  65 D   20.94      2.2394E-05   188.8       104.7       204.8       107.2          UL-RL  7.3429E+04  -12.80       0.000
1.000       1.000       104.7       0.000       0.000     DI2_165_168_L_0
  66 D   21.25      2.2629E-05   192.0       106.3       208.0       108.7          UL-RL  7.3429E+04  -13.00       0.000
1.000       1.000       106.3       0.000       0.000     DI2_165_168_L_0
  67 D   21.56      2.2864E-05   195.2       107.8       211.2       110.2          UL-RL  7.3429E+04  -13.20       0.000
1.000       1.000       107.8       0.000       0.000     DI2_165_168_L_0
  68 D   16.41      2.3099E-05   198.4       109.4       214.4       111.8          UL-RL  7.3429E+04  -13.40       0.000
1.000       1.000       109.4       0.000       0.000     DI2_165_168_L_0
  69 D   5.508      2.3216E-05   200.0       110.2       216.0       112.5          UL-RL  7.3429E+04  -13.50       0.000
1.000       1.000       110.2       0.000       0.000     DI2_165_168_L_0
```

```
+-------------------------------------------------------------------------------------------------------------------------+
|                   PARATIEPLUS(TM)   NLS ENGINE RELEASE  2018.0    FULL VERSION  *Build date:Nov 13, 2017*              |
|                                                                                                                         |
|                                     NewProject.BaseDesignSection_28.A2M2R1_1213                                         |
|                                   Exe Time : 4 September 2018 18:06:12                                                  |
+-------------------------------------------------------------------------------------------------------------------------+
New Project


S T R E S S   R E S U L T S   F O R   G R O U P   N O.   3

WallElement_33                                                :
ELEMENT TYPE    2 NO.OF ELEMENTS. IN THIS GROUP   68
C U R R E N T   T I M E   I S      2.0000

 WALL2D ELEMENT

   EL      TA          TB          MA          MB
-------------------------------------------------------
    1 5.78604E-04-5.78604E-04 4.09273E-12 1.15721E-04
    2 0.26721    -0.26721    -1.15721E-04 5.35573E-02
    3 0.86684    -0.86684    -5.35573E-02 0.22693
    4  2.2207     -2.2207    -0.22693     0.67106
    5  4.2040     -4.2040    -0.67106      1.5119
    6  6.7206     -6.7206     -1.5119      2.8560
    7  7.6651     -7.6651     -2.8560      4.3890
    8  6.9927     -6.9927     -4.3890      5.7876
    9  6.0931     -6.0931     -5.7876      7.0062
   10  5.2519     -5.2519     -7.0062      8.0565
   11  4.4770     -4.4770     -8.0565      8.9519
   12  3.7722     -3.7722     -8.9519      9.7064
   13  3.1392     -3.1392     -9.7064      10.334
   14  2.5782     -2.5782     -10.334      10.850
   15  2.0885     -2.0885     -10.850      11.268
   16  1.6689     -1.6689     -11.268      11.601
   17  1.3178     -1.3178     -11.601      11.865
   18  1.0331     -1.0331     -11.865      12.071
   19 0.81261    -0.81261     -12.071      12.234
   20 0.65396    -0.65396     -12.234      12.365
   21 0.55458    -0.55458     -12.365      12.476
   22 0.51181    -0.51181     -12.476      12.578
   23 0.52291    -0.52291     -12.578      12.683
   24 0.58506    -0.58506     -12.683      12.800
   25 0.69538    -0.69538     -12.800      12.939
   26-3.20243E-02 3.20243E-02 -12.939      12.932
   27-0.66065     0.66065     -12.932      12.800
   28 -1.1976      1.1976     -12.800      12.561
   29 -1.6499      1.6499     -12.561      12.231
   30 -2.0245      2.0245     -12.231      11.826
   31 -2.3281      2.3281     -11.826      11.360
   32 -2.5672      2.5672     -11.360      10.847
   33 -2.7482      2.7482     -10.847      10.297
   34 -2.8770      2.8770     -10.297      9.7217
   35 -2.9594      2.9594     -9.7217      9.1299
   36 -3.0008      3.0008     -9.1299      8.5297
   37 -3.0061      3.0061     -8.5297      7.9285
   38 -2.9802      2.9802     -7.9285      7.3324
   39 -2.9275      2.9275     -7.3324      6.7469
   40 -2.8520      2.8520     -6.7469      6.1765
   41 -2.7574      2.7574     -6.1765      5.6251
   42 -2.6472      2.6472     -5.6251      5.0956
   43 -2.5246      2.5246     -5.0956      4.5907
   44 -2.3923      2.3923     -4.5907      4.1122
   45 -2.2530      2.2530     -4.1122      3.6616
   46 -2.1088      2.1088     -3.6616      3.2399
   47 -1.9618      1.9618     -3.2399      2.8475
   48 -1.8139      1.8139     -2.8475      2.4847
   49 -1.6665      1.6665     -2.4847      2.1514
   50 -1.5212      1.5212     -2.1514      1.8472
   51 -1.3789      1.3789     -1.8472      1.5714
   52 -1.2409      1.2409     -1.5714      1.3232
```

53	-1.1079	1.1079	-1.3232	1.1016
54	-0.98073	0.98073	-1.1016	0.90550
55	-0.85991	0.85991	-0.90550	0.73352
56	-0.74597	0.74597	-0.73352	0.58432
57	-0.63931	0.63931	-0.58432	0.45646
58	-0.54024	0.54024	-0.45646	0.34841
59	-0.44902	0.44902	-0.34841	0.25861
60	-0.36583	0.36583	-0.25861	0.18544
61	-0.29080	0.29080	-0.18544	0.12728
62	-0.22403	0.22403	-0.12728	8.24745E-02
63	-0.16558	0.16558	-8.24745E-02	4.93581E-02
64	-0.11549	0.11549	-4.93581E-02	2.62597E-02
65	-7.37810E-02	7.37810E-02	-2.62597E-02	1.15035E-02
66	-4.04557E-02	4.04557E-02	-1.15035E-02	3.41236E-03
67	-1.55149E-02	1.55149E-02	-3.41236E-03	3.09390E-04
68	-3.09359E-03	3.09359E-03	-3.09390E-04	1.62714E-12

```
+-------------------------------------------------------------------------------------------------------------------------+
|                   PARATIEPLUS(TM)   NLS ENGINE RELEASE  2018.0    FULL VERSION  *Build date:Nov 13, 2017*              |
|                                                                                                                         |
|                                     NewProject.BaseDesignSection_28.A2M2R1_1213                                         |
|                                  Exe Time : 4 September 2018 18:06:12                                                   |
+-------------------------------------------------------------------------------------------------------------------------+
New Project


S T R E S S    R E S U L T S    F O R    G R O U P    N O.    4

Tieback_175                                                 :
ELEMENT TYPE    6 NO.OF ELEMENTS. IN THIS GROUP    1
C U R R E N T    T I M E    I S      2.0000

 POST-TENSION 2D-BOUNDARY ELEMENT

         EL    FORCE          d0          EDISPL     pl. eps          K     -ve limit   +ve limit
-----------------------------------------------------------------------------------------------------

***** NO ONE ELEMENT ACTIVE AT CURRENT STEP *****

ITER     0 RNORM = 0.000     RMNORM= 0.000
           RINORM=0.3853E+05 RIMNOR= 7929.
           RENORM=0.1439E+05 REMNOR=0.3394E-21 RATIO =0.6110     TOLER =0.1000E-03  NOT CONVERGED
           RFMAX = 119.9     RMMAX = 12.94
           RTSMAL=0.1000E-02 RMSMAL=0.1000E-03
           RDT   =0.3853E+05 RDR   = 7929.
           RATIOT=0.6110     RATIOR= 0.000
           MAX UN=0.9608E-10 IEQ=    13 NODE      7 DOF   1  Y-DISPL.F
           MIN UN=-119.9     IEQ=     1 NODE      1 DOF   1  Y-DISPL.F
           NO. OF CONTACT CONSTRAINT VIOLATIONS     0


ITER     2 RNORM = 0.000     RMNORM= 0.000
           RINORM=0.3853E+05 RIMNOR= 7929.
           RENORM= 179.8     REMNOR=0.4825E-19 RATIO =0.6831E-01 TOLER =0.1000E-03  NOT CONVERGED
           RFMAX = 119.9     RMMAX = 12.94
           RTSMAL=0.1000E-02 RMSMAL=0.1000E-03
           RDT   =0.3853E+05 RDR   = 7929.
           RATIOT=0.6831E-01 RATIOR= 0.000
           MAX UN=0.8345E-01 IEQ=    77 NODE     39 DOF   1  Y-DISPL.F
           MIN UN=-7.828     IEQ=     3 NODE      2 DOF   1  Y-DISPL.F
           NO. OF CONTACT CONSTRAINT VIOLATIONS     0


ITER     3 RNORM = 0.000     RMNORM= 0.000
           RINORM=0.3853E+05 RIMNOR= 7929.
           RENORM= 10.04     REMNOR=0.2689E-19 RATIO =0.1614E-01 TOLER =0.1000E-03  NOT CONVERGED
           RFMAX = 119.9     RMMAX = 12.94
           RTSMAL=0.1000E-02 RMSMAL=0.1000E-03
           RDT   =0.3853E+05 RDR   = 7929.
           RATIOT=0.1614E-01 RATIOR= 0.000
           MAX UN=0.9414E-01 IEQ=    99 NODE     50 DOF   1  Y-DISPL.F
           MIN UN=-2.192     IEQ=    21 NODE     11 DOF   1  Y-DISPL.F
           NO. OF CONTACT CONSTRAINT VIOLATIONS     0


ITER     4 RNORM = 0.000     RMNORM= 0.000
           RINORM=0.3853E+05 RIMNOR= 7929.
           RENORM=0.2594E-02 REMNOR=0.2057E-19 RATIO =0.2594E-03 TOLER =0.1000E-03  NOT CONVERGED
           RFMAX = 119.9     RMMAX = 12.94
           RTSMAL=0.1000E-02 RMSMAL=0.1000E-03
           RDT   =0.3853E+05 RDR   = 7929.
           RATIOT=0.2594E-03 RATIOR= 0.000
           MAX UN=0.1114E-01 IEQ=    71 NODE     36 DOF   1  Y-DISPL.F
           MIN UN=-.4910E-01 IEQ=    31 NODE     16 DOF   1  Y-DISPL.F
           NO. OF CONTACT CONSTRAINT VIOLATIONS     0


ITER     5 RNORM = 0.000     RMNORM= 0.000
```

```
RINORM=0.3853E+05 RIMNOR= 7929.
RENORM=0.5741E-17 REMNOR=0.1138E-19 RATIO =0.1221E-10 TOLER =0.1000E-03      CONVERGED !
RFMAX = 119.9     RMMAX = 12.94
RTSMAL=0.1000E-02 RMSMAL=0.1000E-03
RDT   =0.3853E+05 RDR   = 7929.
RATIOT=0.1221E-10 RATIOR= 0.000
MAX UN=0.1390E-08 IEQ=     9 NODE      5 DOF   1  Y-DISPL.F
MIN UN=-.1121E-08 IEQ=    11 NODE      6 DOF   1  Y-DISPL.F
NO. OF CONTACT CONSTRAINT VIOLATIONS     0
```

```
+-------------------------------------------------------------------------------------------------------------------------+
|                   PARATIEPLUS(TM)   NLS ENGINE RELEASE  2018.0    FULL VERSION  *Build date:Nov 13, 2017*              |
|                                                                                                                         |
|                                      NewProject.BaseDesignSection_28.A2M2R1_1213                                        |
|                                   Exe Time : 4 September 2018 18:06:12                                                  |
+-------------------------------------------------------------------------------------------------------------------------+
New Project
SOLUTION REACHED USING     5 ITERATIONS ON   40

P R I N T   O U T   F O R   T I M E   S T E P    3     ( AT TIME   3.000     )

PRINT OUT OF ACTIVE COMPONENTS (FIXED NODES ARE NOT PRINTED OUT)

          Y-DISPL.F        X-ROT. F
            (02)             (04)           (
    1  -1.6989941E-03   4.5649362E-04
    2  -1.6077602E-03   4.5552029E-04
    3  -1.5169146E-03   4.5261715E-04
    4  -1.4268386E-03   4.4783576E-04
    5  -1.3378996E-03   4.4126485E-04
    6  -1.2504434E-03   4.3303273E-04
    7  -1.1647868E-03   4.2329670E-04
    8  -1.0812141E-03   4.1222038E-04
    9  -9.9997741E-04   3.9996232E-04
   10  -9.2129772E-04   3.8667567E-04
   11  -8.4536588E-04   3.7250793E-04
   12  -7.7234383E-04   3.5760094E-04
   13  -7.0236570E-04   3.4209100E-04
   14  -6.3553891E-04   3.2610892E-04
   15  -5.7194524E-04   3.0978029E-04
   16  -5.1164186E-04   2.9322564E-04
   17  -4.5466206E-04   2.7656064E-04
   18  -4.0101745E-04   2.5989364E-04
   19  -3.5069822E-04   2.4332230E-04
   20  -3.0367632E-04   2.2693409E-04
   21  -2.5990739E-04   2.1080701E-04
   22  -2.1933175E-04   1.9500988E-04
   23  -1.8187740E-04   1.7960347E-04
   24  -1.4746078E-04   1.6464081E-04
   25  -1.1598843E-04   1.5016786E-04
   26  -8.7358353E-05   1.3622410E-04
   27  -6.1460676E-05   1.2285389E-04
   28  -3.8175603E-05   1.1010355E-04
   29  -1.7375555E-05   9.8008726E-05
   30   1.0733131E-06   8.6595294E-05
   31   1.7309130E-05   7.5880383E-05
   32   3.1472530E-05   6.5872470E-05
   33   4.3705164E-05   5.6571327E-05
   34   5.4147685E-05   4.7969538E-05
   35   6.2938698E-05   4.0053527E-05
   36   7.0213571E-05   3.2804641E-05
   37   7.6103486E-05   2.6200153E-05
   38   8.0734826E-05   2.0214035E-05
   39   8.4228425E-05   1.4817805E-05
   40   8.6699241E-05   9.9809642E-06
   41   8.8255974E-05   5.6715708E-06
   42   8.9000839E-05   1.8567259E-06
   43   8.9029405E-05  -1.4970200E-06
   44   8.8430528E-05  -4.4233057E-06
   45   8.7286353E-05  -6.9556304E-06
   46   8.5672337E-05  -9.1271251E-06
   47   8.3657395E-05  -1.0970237E-05
   48   8.1304027E-05  -1.2516575E-05
   49   7.8668510E-05  -1.3796725E-05
   50   7.5801137E-05  -1.4840094E-05
   51   7.2746397E-05  -1.5674810E-05
   52   6.9543260E-05  -1.6327608E-05
   53   6.6225889E-05  -1.6823687E-05
   54   6.2822812E-05  -1.7186833E-05
   55   5.9358544E-05  -1.7439155E-05
   56   5.5853170E-05  -1.7601174E-05
```

57	5.2322836E-05	-1.7691767E-05
58	4.8780087E-05	-1.7728006E-05
59	4.5234251E-05	-1.7724982E-05
60	4.1691838E-05	-1.7695806E-05
61	3.8156931E-05	-1.7651602E-05
62	3.4631589E-05	-1.7601513E-05
63	3.1116240E-05	-1.7552707E-05
64	2.7610074E-05	-1.7510378E-05
65	2.4111441E-05	-1.7477756E-05
66	2.0618240E-05	-1.7456107E-05
67	1.7128313E-05	-1.7444740E-05
68	1.3639835E-05	-1.7441009E-05
69	1.1895574E-05	-1.7440804E-05

```
+-------------------------------------------------------------------------------------------------------------------------------+
|                   PARATIEPLUS(TM)   NLS ENGINE RELEASE  2018.0    FULL VERSION  *Build date:Nov 13, 2017*                    |
|                                                                                                                               |
|                                    NewProject.BaseDesignSection_28.A2M2R1_1213                                                |
|                                  Exe Time : 4 September 2018 18:06:12                                                         |
+-------------------------------------------------------------------------------------------------------------------------------+
New Project


S T R E S S   R E S U L T S   F O R   G R O U P   N O.   1

0_L                                                              :
ELEMENT TYPE    5 NO.OF ELEMENTS. IN THIS GROUP   69
C U R R E N T   T I M E   I S      3.0000

 HARDENING 2D SOIL ELEMENT

 ****** TOTAL STRESS FORMULATION *****

  EL *   FORCE     DISPL-Y  VERTICAL-P  HORIZON.-P     MAX-V-P     MAX-H-P           STATE   STIFFNESS Z-LEVEL      PORE
E FACTOR    UFACTOR       Peq           Su_a         Su_p     LAYER
 ------------------------------------------------------------------------------------------------------------------------------
-------------------------------------------------------------------------------------------
   1 D  4.5058E-03  1.6990E-03  1.4147E-02  4.5058E-02  1.4147E-02  0.9646         PASSIVE   0.000       0.000       0.000
1.000       1.000      4.5058E-02   0.000       0.000     DI1_164_167_L_0
   2 D   2.076      1.6078E-03   3.260       10.38       3.260       10.38         PASSIVE   0.000     -0.2000       0.000
1.000       1.000       10.38       0.000       0.000     DI1_164_167_L_0
   3 D   4.278      1.5169E-03   6.716       21.39       6.716       21.39         PASSIVE   0.000     -0.4000       0.000
1.000       1.000       21.39       0.000       0.000     DI1_164_167_L_0
   4 D   6.654      1.4268E-03   10.45       33.27       10.45       33.27         PASSIVE   0.000     -0.6000       0.000
1.000       1.000       33.27       0.000       0.000     DI1_164_167_L_0
   5 D   9.157      1.3379E-03   14.38       45.79       14.38       45.79         PASSIVE   0.000     -0.8000       0.000
1.000       1.000       45.79       0.000       0.000     DI1_164_167_L_0
   6 D   10.23      1.2504E-03   18.39       51.14       18.39       51.14             V-C  2.6056E+04  -1.000       0.000
1.000       1.000       51.14       0.000       0.000     DI1_164_167_L_0
   7 D   10.20      1.1648E-03   22.42       50.98       22.42       50.98             V-C  2.6056E+04  -1.200       0.000
1.000       1.000       50.98       0.000       0.000     DI1_164_167_L_0
   8 D   10.13      1.0812E-03   26.73       50.65       26.73       50.65             V-C  2.6056E+04  -1.400       0.000
1.000       1.000       50.65       0.000       0.000     DI1_164_167_L_0
   9 D   10.05      9.9998E-04   31.43       50.24       31.43       50.24             V-C  2.6056E+04  -1.600       0.000
1.000       1.000       50.24       0.000       0.000     DI1_164_167_L_0
  10 D   9.961      9.2130E-04   35.85       49.80       35.85       49.80             V-C  2.6056E+04  -1.800       0.000
1.000       1.000       49.80       0.000       0.000     DI1_164_167_L_0
  11 D   9.875      8.4537E-04   40.07       49.38       40.07       49.38             V-C  2.6056E+04  -2.000       0.000
1.000       1.000       49.38       0.000       0.000     DI1_164_167_L_0
  12 D   9.797      7.7234E-04   43.50       48.98       43.50       48.98             V-C  2.6056E+04  -2.200       0.000
1.000       1.000       48.98       0.000       0.000     DI1_164_167_L_0
  13 D   9.728      7.0237E-04   47.49       48.64       47.49       48.64             V-C  2.6056E+04  -2.400       0.000
1.000       1.000       48.64       0.000       0.000     DI1_164_167_L_0
  14 D   9.672      6.3554E-04   51.38       48.36       51.38       48.36             V-C  2.6056E+04  -2.600       0.000
1.000       1.000       48.36       0.000       0.000     DI1_164_167_L_0
  15 D   9.631      5.7195E-04   55.19       48.16       55.19       48.16             V-C  2.6056E+04  -2.800       0.000
1.000       1.000       48.16       0.000       0.000     DI1_164_167_L_0
  16 D   9.605      5.1164E-04   58.93       48.02       58.93       48.02             V-C  2.6056E+04  -3.000       0.000
1.000       1.000       48.02       0.000       0.000     DI1_164_167_L_0
  17 D   9.595      4.5466E-04   62.61       47.98       62.61       47.98             V-C  2.6056E+04  -3.200       0.000
1.000       1.000       47.98       0.000       0.000     DI1_164_167_L_0
  18 D   9.602      4.0102E-04   65.82       48.01       65.82       48.01             V-C  2.6056E+04  -3.400       0.000
1.000       1.000       48.01       0.000       0.000     DI1_164_167_L_0
  19 D   9.626      3.5070E-04   69.44       48.13       69.44       48.13             V-C  2.6056E+04  -3.600       0.000
1.000       1.000       48.13       0.000       0.000     DI1_164_167_L_0
  20 D   9.667      3.0368E-04   73.01       48.33       73.01       48.33             V-C  2.6056E+04  -3.800       0.000
1.000       1.000       48.33       0.000       0.000     DI1_164_167_L_0
  21 D   9.724      2.5991E-04   76.56       48.62       76.56       48.62             V-C  2.6056E+04  -4.000       0.000
1.000       1.000       48.62       0.000       0.000     DI1_164_167_L_0
  22 D   9.799      2.1933E-04   80.07       49.00       80.07       49.00             V-C  2.6056E+04  -4.200       0.000
1.000       1.000       49.00       0.000       0.000     DI1_164_167_L_0
  23 D   9.890      1.8188E-04   83.24       49.45       83.24       49.45             V-C  2.6056E+04  -4.400       0.000
1.000       1.000       49.45       0.000       0.000     DI1_164_167_L_0
  24 D   9.997      1.4746E-04   86.72       49.99       86.72       49.99             V-C  2.6056E+04  -4.600       0.000
1.000       1.000       49.99       0.000       0.000     DI1_164_167_L_0
```

25 D	10.12	1.1599E-04	90.19	50.60	90.19	50.60	V-C	2.6056E+04	-4.800	0.000
1.000	1.000	50.60	0.000	0.000	DI1_164_167_L_0					
26 D	10.89	8.7358E-05	93.63	54.45	93.63	54.45	V-C	6.2195E+04	-5.000	0.000
1.000	1.000	54.45	0.000	0.000	DI2_165_168_L_0					
27 D	10.86	6.1461E-05	97.06	54.28	97.06	54.28	V-C	6.2195E+04	-5.200	0.000
1.000	1.000	54.28	0.000	0.000	DI2_165_168_L_0					
28 D	10.86	3.8176E-05	100.2	54.28	100.2	54.28	V-C	6.2195E+04	-5.400	0.000
1.000	1.000	54.28	0.000	0.000	DI2_165_168_L_0					
29 D	10.89	1.7376E-05	103.6	54.43	103.6	54.43	V-C	6.2195E+04	-5.600	0.000
1.000	1.000	54.43	0.000	0.000	DI2_165_168_L_0					
30 D	10.94	-1.0733E-06	107.0	54.69	107.0	54.80	UL-RL	9.9511E+04	-5.800	0.000
1.000	1.000	54.69	0.000	0.000	DI2_165_168_L_0					
31 D	10.90	-1.7309E-05	110.4	54.52	110.4	56.25	UL-RL	9.9511E+04	-6.000	0.000
1.000	1.000	54.52	0.000	0.000	DI2_165_168_L_0					
32 D	10.91	-3.1473E-05	113.8	54.57	113.8	57.70	UL-RL	9.9511E+04	-6.200	0.000
1.000	1.000	54.57	0.000	0.000	DI2_165_168_L_0					
33 D	10.96	-4.3705E-05	117.2	54.81	117.2	59.16	UL-RL	9.9511E+04	-6.400	0.000
1.000	1.000	54.81	0.000	0.000	DI2_165_168_L_0					
34 D	11.05	-5.4148E-05	120.3	55.23	120.3	60.62	UL-RL	9.9511E+04	-6.600	0.000
1.000	1.000	55.23	0.000	0.000	DI2_165_168_L_0					
35 D	11.16	-6.2939E-05	123.7	55.82	123.7	62.08	UL-RL	9.9511E+04	-6.800	0.000
1.000	1.000	55.82	0.000	0.000	DI2_165_168_L_0					
36 D	11.31	-7.0214E-05	127.0	56.56	127.0	63.55	UL-RL	9.9511E+04	-7.000	0.000
1.000	1.000	56.56	0.000	0.000	DI2_165_168_L_0					
37 D	11.49	-7.6103E-05	130.4	57.44	130.4	65.02	UL-RL	9.9511E+04	-7.200	0.000
1.000	1.000	57.44	0.000	0.000	DI2_165_168_L_0					
38 D	11.69	-8.0735E-05	133.7	58.46	133.7	66.49	UL-RL	9.9511E+04	-7.400	0.000
1.000	1.000	58.46	0.000	0.000	DI2_165_168_L_0					
39 D	11.92	-8.4228E-05	136.9	59.58	136.9	67.96	UL-RL	9.9511E+04	-7.600	0.000
1.000	1.000	59.58	0.000	0.000	DI2_165_168_L_0					
40 D	12.16	-8.6699E-05	140.2	60.81	140.2	69.44	UL-RL	9.9511E+04	-7.800	0.000
1.000	1.000	60.81	0.000	0.000	DI2_165_168_L_0					
41 D	12.43	-8.8256E-05	143.5	62.14	143.5	70.92	UL-RL	9.9511E+04	-8.000	0.000
1.000	1.000	62.14	0.000	0.000	DI2_165_168_L_0					
42 D	12.71	-8.9001E-05	146.9	63.55	146.9	72.41	UL-RL	9.9511E+04	-8.200	0.000
1.000	1.000	63.55	0.000	0.000	DI2_165_168_L_0					
43 D	13.01	-8.9029E-05	150.2	65.03	150.2	73.89	UL-RL	9.9511E+04	-8.400	0.000
1.000	1.000	65.03	0.000	0.000	DI2_165_168_L_0					
44 D	13.32	-8.8431E-05	153.5	66.58	153.5	75.38	UL-RL	9.9511E+04	-8.600	0.000
1.000	1.000	66.58	0.000	0.000	DI2_165_168_L_0					
45 D	13.64	-8.7286E-05	156.7	68.19	156.7	76.87	UL-RL	9.9511E+04	-8.800	0.000
1.000	1.000	68.19	0.000	0.000	DI2_165_168_L_0					
46 D	13.97	-8.5672E-05	160.0	69.84	160.0	78.37	UL-RL	9.9511E+04	-9.000	0.000
1.000	1.000	69.84	0.000	0.000	DI2_165_168_L_0					
47 D	14.31	-8.3657E-05	163.3	71.54	163.3	79.86	UL-RL	9.9511E+04	-9.200	0.000
1.000	1.000	71.54	0.000	0.000	DI2_165_168_L_0					
48 D	14.65	-8.1304E-05	166.6	73.27	166.6	81.36	UL-RL	9.9511E+04	-9.400	0.000
1.000	1.000	73.27	0.000	0.000	DI2_165_168_L_0					
49 D	15.01	-7.8669E-05	169.9	75.04	169.9	82.86	UL-RL	9.9511E+04	-9.600	0.000
1.000	1.000	75.04	0.000	0.000	DI2_165_168_L_0					
50 D	15.36	-7.5801E-05	173.1	76.82	173.1	84.37	UL-RL	9.9511E+04	-9.800	0.000
1.000	1.000	76.82	0.000	0.000	DI2_165_168_L_0					
51 D	15.73	-7.2746E-05	176.4	78.63	176.4	85.87	UL-RL	9.9511E+04	-10.00	0.000
1.000	1.000	78.63	0.000	0.000	DI2_165_168_L_0					
52 D	16.09	-6.9543E-05	179.7	80.46	179.7	87.38	UL-RL	9.9511E+04	-10.20	0.000
1.000	1.000	80.46	0.000	0.000	DI2_165_168_L_0					
53 D	16.46	-6.6226E-05	182.9	82.30	182.9	88.89	UL-RL	9.9511E+04	-10.40	0.000
1.000	1.000	82.30	0.000	0.000	DI2_165_168_L_0					
54 D	16.83	-6.2823E-05	186.2	84.15	186.2	90.40	UL-RL	9.9511E+04	-10.60	0.000
1.000	1.000	84.15	0.000	0.000	DI2_165_168_L_0					
55 D	17.20	-5.9359E-05	189.5	86.01	189.5	91.92	UL-RL	9.9511E+04	-10.80	0.000
1.000	1.000	86.01	0.000	0.000	DI2_165_168_L_0					
56 D	17.58	-5.5853E-05	192.7	87.88	192.7	93.43	UL-RL	9.9511E+04	-11.00	0.000
1.000	1.000	87.88	0.000	0.000	DI2_165_168_L_0					
57 D	17.95	-5.2323E-05	196.0	89.74	196.0	94.95	UL-RL	9.9511E+04	-11.20	0.000
1.000	1.000	89.74	0.000	0.000	DI2_165_168_L_0					
58 D	18.32	-4.8780E-05	199.3	91.62	199.3	96.47	UL-RL	9.9511E+04	-11.40	0.000
1.000	1.000	91.62	0.000	0.000	DI2_165_168_L_0					
59 D	18.70	-4.5234E-05	202.6	93.49	202.6	97.99	UL-RL	9.9511E+04	-11.60	0.000
1.000	1.000	93.49	0.000	0.000	DI2_165_168_L_0					
60 D	19.07	-4.1692E-05	205.8	95.37	205.8	99.52	UL-RL	9.9511E+04	-11.80	0.000
1.000	1.000	95.37	0.000	0.000	DI2_165_168_L_0					
61 D	19.45	-3.8157E-05	209.0	97.24	209.0	101.0	UL-RL	9.9511E+04	-12.00	0.000
1.000	1.000	97.24	0.000	0.000	DI2_165_168_L_0					

```
  62 D   19.82     -3.4632E-05   212.0       99.12       212.0       102.6          UL-RL  9.9511E+04  -12.20       0.000
1.000       1.000       99.12       0.000       0.000     DI2_165_168_L_0
  63 D   20.20     -3.1116E-05   215.1       101.0       215.1       104.1          UL-RL  9.9511E+04  -12.40       0.000
1.000       1.000       101.0       0.000       0.000     DI2_165_168_L_0
  64 D   20.58     -2.7610E-05   218.2       102.9       218.2       105.6          UL-RL  9.9511E+04  -12.60       0.000
1.000       1.000       102.9       0.000       0.000     DI2_165_168_L_0
  65 D   20.95     -2.4111E-05   221.2       104.8       221.2       107.2          UL-RL  9.9511E+04  -12.80       0.000
1.000       1.000       104.8       0.000       0.000     DI2_165_168_L_0
  66 D   21.33     -2.0618E-05   224.3       106.6       224.3       108.7          UL-RL  9.9511E+04  -13.00       0.000
1.000       1.000       106.6       0.000       0.000     DI2_165_168_L_0
  67 D   21.70     -1.7128E-05   227.3       108.5       227.3       110.2          UL-RL  9.9511E+04  -13.20       0.000
1.000       1.000       108.5       0.000       0.000     DI2_165_168_L_0
  68 D   16.56     -1.3640E-05   230.4       110.4       230.4       111.8          UL-RL  9.9511E+04  -13.40       0.000
1.000       1.000       110.4       0.000       0.000     DI2_165_168_L_0
  69 D   5.567     -1.1896E-05   231.9       111.3       231.9       112.5          UL-RL  9.9511E+04  -13.50       0.000
1.000       1.000       111.3       0.000       0.000     DI2_165_168_L_0
```

```
+-------------------------------------------------------------------------------------------------------------------------------+
|                   PARATIEPLUS(TM)   NLS ENGINE RELEASE  2018.0    FULL VERSION  *Build date:Nov 13, 2017*                    |
|                                                                                                                               |
|                                    NewProject.BaseDesignSection_28.A2M2R1_1213                                                |
|                                  Exe Time : 4 September 2018 18:06:12                                                         |
+-------------------------------------------------------------------------------------------------------------------------------+
New Project


S T R E S S   R E S U L T S   F O R   G R O U P   N O.   2

0_R                                                              :
ELEMENT TYPE    5 NO.OF ELEMENTS. IN THIS GROUP   69
C U R R E N T   T I M E   I S      3.0000

 HARDENING 2D SOIL ELEMENT

 ****** TOTAL STRESS FORMULATION *****

  EL *   FORCE     DISPL-Y  VERTICAL-P  HORIZON.-P     MAX-V-P     MAX-H-P           STATE   STIFFNESS Z-LEVEL      PORE
E FACTOR    UFACTOR       Peq           Su_a         Su_p     LAYER
 ------------------------------------------------------------------------------------------------------------------------------
-------------------------------------------------------------------------------------------
   1     0.000         --          --          --          --          --          REMOVED     --        0.000       0.000
1.000       1.000       0.000       0.000       0.000     not available
   2     0.000         --          --          --          --          --          REMOVED     --      -0.2000       0.000
1.000       1.000       0.000       0.000       0.000     not available
   3     0.000         --          --          --          --          --          REMOVED     --      -0.4000       0.000
1.000       1.000       0.000       0.000       0.000     not available
   4     0.000         --          --          --          --          --          REMOVED     --      -0.6000       0.000
1.000       1.000       0.000       0.000       0.000     not available
   5     0.000         --          --          --          --          --          REMOVED     --      -0.8000       0.000
1.000       1.000       0.000       0.000       0.000     not available
   6 D   0.000     -1.2504E-03   0.000       0.000       16.00       18.55        ACTIVE   0.000      -1.000       0.000
1.000       1.000       0.000       0.000       0.000     DI1_164_167_L_0
   7 D  0.2618     -1.1648E-03   3.200       1.309       19.20       20.63        ACTIVE   0.000      -1.200       0.000
1.000       1.000       1.309       0.000       0.000     DI1_164_167_L_0
   8 D  0.5235     -1.0812E-03   6.400       2.618       22.40       22.48        ACTIVE   0.000      -1.400       0.000
1.000       1.000       2.618       0.000       0.000     DI1_164_167_L_0
   9 D  0.7853     -9.9998E-04   9.600       3.926       25.60       24.19        ACTIVE   0.000      -1.600       0.000
1.000       1.000       3.926       0.000       0.000     DI1_164_167_L_0
  10 D   1.047     -9.2130E-04   12.80       5.235       28.80       25.80        ACTIVE   0.000      -1.800       0.000
1.000       1.000       5.235       0.000       0.000     DI1_164_167_L_0
  11 D   1.309     -8.4537E-04   16.00       6.544       32.00       27.35        ACTIVE   0.000      -2.000       0.000
1.000       1.000       6.544       0.000       0.000     DI1_164_167_L_0
  12 D   1.571     -7.7234E-04   19.20       7.853       35.20       28.86        ACTIVE   0.000      -2.200       0.000
1.000       1.000       7.853       0.000       0.000     DI1_164_167_L_0
  13 D   1.832     -7.0237E-04   22.40       9.162       38.40       30.34        ACTIVE   0.000      -2.400       0.000
1.000       1.000       9.162       0.000       0.000     DI1_164_167_L_0
  14 D   2.094     -6.3554E-04   25.60       10.47       41.60       31.80        ACTIVE   0.000      -2.600       0.000
1.000       1.000       10.47       0.000       0.000     DI1_164_167_L_0
  15 D   2.356     -5.7195E-04   28.80       11.78       44.80       33.25        ACTIVE   0.000      -2.800       0.000
1.000       1.000       11.78       0.000       0.000     DI1_164_167_L_0
  16 D   2.618     -5.1164E-04   32.00       13.09       48.00       34.69        ACTIVE   0.000      -3.000       0.000
1.000       1.000       13.09       0.000       0.000     DI1_164_167_L_0
  17 D   3.249     -4.5466E-04   35.20       16.24       51.20       36.13          UL-RL  3.4115E+04  -3.200       0.000
1.000       1.000       16.24       0.000       0.000     DI1_164_167_L_0
  18 D   3.907     -4.0102E-04   38.40       19.53       54.40       37.56          UL-RL  3.4115E+04  -3.400       0.000
1.000       1.000       19.53       0.000       0.000     DI1_164_167_L_0
  19 D   4.540     -3.5070E-04   41.60       22.70       57.60       38.99          UL-RL  3.4115E+04  -3.600       0.000
1.000       1.000       22.70       0.000       0.000     DI1_164_167_L_0
  20 D   5.151     -3.0368E-04   44.80       25.76       60.80       40.42          UL-RL  3.4115E+04  -3.800       0.000
1.000       1.000       25.76       0.000       0.000     DI1_164_167_L_0
  21 D   5.739     -2.5991E-04   48.00       28.70       64.00       41.85          UL-RL  3.4115E+04  -4.000       0.000
1.000       1.000       28.70       0.000       0.000     DI1_164_167_L_0
  22 D   6.305     -2.1933E-04   51.20       31.53       67.20       43.28          UL-RL  3.4115E+04  -4.200       0.000
1.000       1.000       31.53       0.000       0.000     DI1_164_167_L_0
  23 D   6.850     -1.8188E-04   54.40       34.25       70.40       44.71          UL-RL  3.4115E+04  -4.400       0.000
1.000       1.000       34.25       0.000       0.000     DI1_164_167_L_0
  24 D   7.374     -1.4746E-04   57.60       36.87       73.60       46.15          UL-RL  3.4115E+04  -4.600       0.000
1.000       1.000       36.87       0.000       0.000     DI1_164_167_L_0
```

25 D	7.878	-1.1599E-04	60.80	39.39	76.80	47.58	UL-RL	3.4115E+04	-4.800	0.000	
1.000	1.000	39.39	0.000	0.000	DI1_164_167_L_0						
26 D	7.676	-8.7358E-05	64.00	38.38	80.00	49.02	UL-RL	7.3429E+04	-5.000	0.000	
1.000	1.000	38.38	0.000	0.000	DI2_165_168_L_0						
27 D	8.346	-6.1461E-05	67.20	41.73	83.20	50.46	UL-RL	7.3429E+04	-5.200	0.000	
1.000	1.000	41.73	0.000	0.000	DI2_165_168_L_0						
28 D	8.979	-3.8176E-05	70.40	44.89	86.40	51.90	UL-RL	7.3429E+04	-5.400	0.000	
1.000	1.000	44.89	0.000	0.000	DI2_165_168_L_0						
29 D	9.575	-1.7376E-05	73.60	47.87	89.60	53.35	UL-RL	7.3429E+04	-5.600	0.000	
1.000	1.000	47.87	0.000	0.000	DI2_165_168_L_0						
30 D	10.14	1.0733E-06	76.80	50.68	92.80	54.80	UL-RL	7.3429E+04	-5.800	0.000	
1.000	1.000	50.68	0.000	0.000	DI2_165_168_L_0						
31 D	10.67	1.7309E-05	80.00	53.34	96.00	56.25	UL-RL	7.3429E+04	-6.000	0.000	
1.000	1.000	53.34	0.000	0.000	DI2_165_168_L_0						
32 D	11.17	3.1473E-05	83.20	55.84	99.20	57.70	UL-RL	7.3429E+04	-6.200	0.000	
1.000	1.000	55.84	0.000	0.000	DI2_165_168_L_0						
33 D	11.63	4.3705E-05	86.40	58.14	102.4	59.25	UL-RL	7.3429E+04	-6.400	0.000	
1.000	1.000	58.14	0.000	0.000	DI2_165_168_L_0						
34 D	12.05	5.4148E-05	89.60	60.26	105.6	60.90	UL-RL	7.3429E+04	-6.600	0.000	
1.000	1.000	60.26	0.000	0.000	DI2_165_168_L_0						
35 D	12.46	6.2939E-05	92.80	62.28	108.8	62.52	UL-RL	7.3429E+04	-6.800	0.000	
1.000	1.000	62.28	0.000	0.000	DI2_165_168_L_0						
36 D	12.82	7.0214E-05	96.00	64.12	112.0	64.27	UL-RL	7.3429E+04	-7.000	0.000	
1.000	1.000	64.12	0.000	0.000	DI2_165_168_L_0						
37 D	13.18	7.6103E-05	99.20	65.88	115.2	65.97	UL-RL	7.3429E+04	-7.200	0.000	
1.000	1.000	65.88	0.000	0.000	DI2_165_168_L_0						
38 D	13.52	8.0735E-05	102.4	67.59	118.4	67.63	UL-RL	7.3429E+04	-7.400	0.000	
1.000	1.000	67.59	0.000	0.000	DI2_165_168_L_0						
39 D	13.85	8.4228E-05	105.6	69.24	121.6	69.24	V-C	4.5893E+04	-7.600	0.000	
1.000	1.000	69.24	0.000	0.000	DI2_165_168_L_0						
40 D	14.17	8.6699E-05	108.8	70.84	124.8	70.84	V-C	4.5893E+04	-7.800	0.000	
1.000	1.000	70.84	0.000	0.000	DI2_165_168_L_0						
41 D	14.48	8.8256E-05	112.0	72.39	128.0	72.39	V-C	4.5893E+04	-8.000	0.000	
1.000	1.000	72.39	0.000	0.000	DI2_165_168_L_0						
42 D	14.78	8.9001E-05	115.2	73.91	131.2	73.91	V-C	4.5893E+04	-8.200	0.000	
1.000	1.000	73.91	0.000	0.000	DI2_165_168_L_0						
43 D	15.08	8.9029E-05	118.4	75.40	134.4	75.40	V-C	4.5893E+04	-8.400	0.000	
1.000	1.000	75.40	0.000	0.000	DI2_165_168_L_0						
44 D	15.37	8.8431E-05	121.6	76.86	137.6	76.86	V-C	4.5893E+04	-8.600	0.000	
1.000	1.000	76.86	0.000	0.000	DI2_165_168_L_0						
45 D	15.66	8.7286E-05	124.8	78.30	140.8	78.30	V-C	4.5893E+04	-8.800	0.000	
1.000	1.000	78.30	0.000	0.000	DI2_165_168_L_0						
46 D	15.95	8.5672E-05	128.0	79.73	144.0	79.73	V-C	4.5893E+04	-9.000	0.000	
1.000	1.000	79.73	0.000	0.000	DI2_165_168_L_0						
47 D	16.23	8.3657E-05	131.2	81.13	147.2	81.13	V-C	4.5893E+04	-9.200	0.000	
1.000	1.000	81.13	0.000	0.000	DI2_165_168_L_0						
48 D	16.50	8.1304E-05	134.4	82.52	150.4	82.52	V-C	4.5893E+04	-9.400	0.000	
1.000	1.000	82.52	0.000	0.000	DI2_165_168_L_0						
49 D	16.78	7.8669E-05	137.6	83.91	153.6	83.91	V-C	4.5893E+04	-9.600	0.000	
1.000	1.000	83.91	0.000	0.000	DI2_165_168_L_0						
50 D	17.06	7.5801E-05	140.8	85.28	156.8	85.28	V-C	4.5893E+04	-9.800	0.000	
1.000	1.000	85.28	0.000	0.000	DI2_165_168_L_0						
51 D	17.33	7.2746E-05	144.0	86.65	160.0	86.65	V-C	4.5893E+04	-10.00	0.000	
1.000	1.000	86.65	0.000	0.000	DI2_165_168_L_0						
52 D	17.60	6.9543E-05	147.2	88.01	163.2	88.01	V-C	4.5893E+04	-10.20	0.000	
1.000	1.000	88.01	0.000	0.000	DI2_165_168_L_0						
53 D	17.87	6.6226E-05	150.4	89.37	166.4	89.37	V-C	4.5893E+04	-10.40	0.000	
1.000	1.000	89.37	0.000	0.000	DI2_165_168_L_0						
54 D	18.14	6.2823E-05	153.6	90.72	169.6	90.72	V-C	4.5893E+04	-10.60	0.000	
1.000	1.000	90.72	0.000	0.000	DI2_165_168_L_0						
55 D	18.42	5.9359E-05	156.8	92.08	172.8	92.08	V-C	4.5893E+04	-10.80	0.000	
1.000	1.000	92.08	0.000	0.000	DI2_165_168_L_0						
56 D	18.69	5.5853E-05	160.0	93.44	176.0	93.44	V-C	4.5893E+04	-11.00	0.000	
1.000	1.000	93.44	0.000	0.000	DI2_165_168_L_0						
57 D	18.94	5.2323E-05	163.2	94.70	179.2	94.95	UL-RL	7.3429E+04	-11.20	0.000	
1.000	1.000	94.70	0.000	0.000	DI2_165_168_L_0						
58 D	19.19	4.8780E-05	166.4	95.96	182.4	96.47	UL-RL	7.3429E+04	-11.40	0.000	
1.000	1.000	95.96	0.000	0.000	DI2_165_168_L_0						
59 D	19.44	4.5234E-05	169.6	97.22	185.6	97.99	UL-RL	7.3429E+04	-11.60	0.000	
1.000	1.000	97.22	0.000	0.000	DI2_165_168_L_0						
60 D	19.70	4.1692E-05	172.8	98.49	188.8	99.52	UL-RL	7.3429E+04	-11.80	0.000	
1.000	1.000	98.49	0.000	0.000	DI2_165_168_L_0						
61 D	19.95	3.8157E-05	176.0	99.75	192.0	101.0	UL-RL	7.3429E+04	-12.00	0.000	
1.000	1.000	99.75	0.000	0.000	DI2_165_168_L_0						

```
  62 D   20.20      3.4632E-05   179.2       101.0       195.2       102.6          UL-RL  7.3429E+04  -12.20       0.000
1.000       1.000       101.0       0.000       0.000     DI2_165_168_L_0
  63 D   20.46      3.1116E-05   182.4       102.3       198.4       104.1          UL-RL  7.3429E+04  -12.40       0.000
1.000       1.000       102.3       0.000       0.000     DI2_165_168_L_0
  64 D   20.71      2.7610E-05   185.6       103.6       201.6       105.6          UL-RL  7.3429E+04  -12.60       0.000
1.000       1.000       103.6       0.000       0.000     DI2_165_168_L_0
  65 D   20.97      2.4111E-05   188.8       104.8       204.8       107.2          UL-RL  7.3429E+04  -12.80       0.000
1.000       1.000       104.8       0.000       0.000     DI2_165_168_L_0
  66 D   21.22      2.0618E-05   192.0       106.1       208.0       108.7          UL-RL  7.3429E+04  -13.00       0.000
1.000       1.000       106.1       0.000       0.000     DI2_165_168_L_0
  67 D   21.48      1.7128E-05   195.2       107.4       211.2       110.2          UL-RL  7.3429E+04  -13.20       0.000
1.000       1.000       107.4       0.000       0.000     DI2_165_168_L_0
  68 D   16.30      1.3640E-05   198.4       108.7       214.4       111.8          UL-RL  7.3429E+04  -13.40       0.000
1.000       1.000       108.7       0.000       0.000     DI2_165_168_L_0
  69 D   5.466      1.1896E-05   200.0       109.3       216.0       112.5          UL-RL  7.3429E+04  -13.50       0.000
1.000       1.000       109.3       0.000       0.000     DI2_165_168_L_0
```

```
+-----------------------------------------------------------------------------------------------------------------------+
|                  PARATIEPLUS(TM)   NLS ENGINE RELEASE  2018.0    FULL VERSION  *Build date:Nov 13, 2017*              |
|                                                                                                                       |
|                                    NewProject.BaseDesignSection_28.A2M2R1_1213                                        |
|                                 Exe Time : 4 September 2018 18:06:12                                                  |
+-----------------------------------------------------------------------------------------------------------------------+
New Project


S T R E S S   R E S U L T S   F O R   G R O U P   N O.   3

WallElement_33                                                  :
ELEMENT TYPE    2 NO.OF ELEMENTS. IN THIS GROUP   68
C U R R E N T   T I M E   I S     3.0000

 WALL2D ELEMENT

   EL      TA          TB          MA          MB
-----------------------------------------------------
    1 -119.94      119.94     3.07390E-11 -23.988
    2 -117.86      117.86      23.988     -47.561
    3 -113.59      113.59      47.561     -70.278
    4 -106.93      106.93      70.278     -91.664
    5 -97.774      97.774      91.664     -111.22
    6 -87.547      87.547      111.22     -128.73
    7 -77.613      77.613      128.73     -144.25
    8 -68.007      68.007      144.25     -157.85
    9 -58.744      58.744      157.85     -169.60
   10 -49.830      49.830      169.60     -179.57
   11 -41.264      41.264      179.57     -187.82
   12 -33.037      33.037      187.82     -194.43
   13 -25.142      25.142      194.43     -199.46
   14 -17.563      17.563      199.46     -202.97
   15 -10.288      10.288      202.97     -205.03
   16 -3.3006      3.3006      205.03     -205.69
   17  3.0455     -3.0455      205.69     -205.08
   18  8.7409     -8.7409      205.08     -203.33
   19  13.826     -13.826      203.33     -200.56
   20  18.342     -18.342      200.56     -196.90
   21  22.327     -22.327      196.90     -192.43
   22  25.821     -25.821      192.43     -187.27
   23  28.861     -28.861      187.27     -181.49
   24  31.484     -31.484      181.49     -175.20
   25  33.727     -33.727      175.20     -168.45
   26  36.941     -36.941      168.45     -161.06
   27  39.451     -39.451      161.06     -153.17
   28  41.327     -41.327      153.17     -144.91
   29  42.638     -42.638      144.91     -136.38
   30  43.439     -43.439      136.38     -127.69
   31  43.676     -43.676      127.69     -118.96
   32  43.423     -43.423      118.96     -110.27
   33  42.756     -42.756      110.27     -101.72
   34  41.750     -41.750      101.72     -93.371
   35  40.457     -40.457      93.371     -85.280
   36  38.946     -38.946      85.280     -77.491
   37  37.258     -37.258      77.491     -70.039
   38  35.432     -35.432      70.039     -62.953
   39  33.500     -33.500      62.953     -56.253
   40  31.496     -31.496      56.253     -49.954
   41  29.446     -29.446      49.954     -44.064
   42  27.374     -27.374      44.064     -38.590
   43  25.301     -25.301      38.590     -33.530
   44  23.244     -23.244      33.530     -28.881
   45  21.221     -21.221      28.881     -24.636
   46  19.244     -19.244      24.636     -20.788
   47  17.326     -17.326      20.788     -17.322
   48  15.476     -15.476      17.322     -14.227
   49  13.702     -13.702      14.227     -11.487
   50  12.011     -12.011      11.487     -9.0848
   51  10.408     -10.408      9.0848     -7.0031
   52  8.8988     -8.8988      7.0031     -5.2235
```

```
53  7.4855     -7.4855      5.2235     -3.7264
54  6.1709     -6.1709      3.7264     -2.4922
55  4.9569     -4.9569      2.4922     -1.5008
56  3.8445     -3.8445      1.5008    -0.73190
57  2.8535     -2.8535     0.73190    -0.16120
58  1.9846     -1.9846     0.16120     0.23572
59  1.2381     -1.2381    -0.23572     0.48334
60 0.61375    -0.61375    -0.48334     0.60609
61 0.11137    -0.11137    -0.60609     0.62836
62-0.26937     0.26937    -0.62836     0.57448
63-0.52881     0.52881    -0.57448     0.46872
64-0.66726     0.66726    -0.46872     0.33527
65-0.68496     0.68496    -0.33527     0.19828
66-0.58210     0.58210    -0.19828  8.18568E-02
67-0.35879     0.35879 -8.18568E-02 1.00996E-02
68-0.10099     0.10099 -1.00996E-02-1.02673E-12
```

```
+-------------------------------------------------------------------------------------------------------------------------------+
|                   PARATIEPLUS(TM)   NLS ENGINE RELEASE  2018.0    FULL VERSION  *Build date:Nov 13, 2017*                    |
|                                                                                                                               |
|                                     NewProject.BaseDesignSection_28.A2M2R1_1213                                               |
|                                  Exe Time : 4 September 2018 18:06:12                                                         |
+-------------------------------------------------------------------------------------------------------------------------------+
New Project


S T R E S S   R E S U L T S   F O R   G R O U P   N O.   4

Tieback_175                                                :
ELEMENT TYPE    6 NO.OF ELEMENTS. IN THIS GROUP    1
C U R R E N T   T I M E   I S      3.0000

 POST-TENSION 2D-BOUNDARY ELEMENT

         EL    FORCE          d0          EDISPL     pl. eps          K     -ve limit   +ve limit
-----------------------------------------------------------------------------------------------------------
 ANCHOR    1   138.50     -1.62242E-03 -1.62242E-03   0.0000       0.0000       0.0000       0.0000     BORN NOW JUST
ACTIVATED

 ITER     0 RNORM = 0.000     RMNORM= 0.000
             RINORM=0.2756E+06 RIMNOR=0.1805E+07
             RENORM= 5684.     REMNOR=0.1138E-19 RATIO =0.1436     TOLER =0.1000E-03  NOT CONVERGED
             RFMAX = 119.9     RMMAX = 205.7
             RTSMAL=0.1000E-02 RMSMAL=0.1000E-02
             RDT   =0.2756E+06 RDR   =0.1805E+07
             RATIOT=0.1436     RATIOR= 0.000
             MAX UN= 15.95     IEQ=    91 NODE     46 DOF   1  Y-DISPL.F
             MIN UN=-.1121E-08 IEQ=    11 NODE      6 DOF   1  Y-DISPL.F
             NO. OF CONTACT CONSTRAINT VIOLATIONS     0


 ITER     2 RNORM = 0.000     RMNORM= 0.000
             RINORM=0.2756E+06 RIMNOR=0.1805E+07
             RENORM= 1285.     REMNOR=0.1333E-17 RATIO =0.6829E-01 TOLER =0.1000E-03  NOT CONVERGED
             RFMAX = 119.9     RMMAX = 205.7
             RTSMAL=0.1000E-02 RMSMAL=0.1000E-02
             RDT   =0.2756E+06 RDR   =0.1805E+07
             RATIOT=0.6829E-01 RATIOR= 0.000
             MAX UN= 11.80     IEQ=    97 NODE     49 DOF   1  Y-DISPL.F
             MIN UN=-.2827E-08 IEQ=   129 NODE     65 DOF   1  Y-DISPL.F
             NO. OF CONTACT CONSTRAINT VIOLATIONS     0


 ITER     3 RNORM = 0.000     RMNORM= 0.000
             RINORM=0.2756E+06 RIMNOR=0.1805E+07
             RENORM= 331.2     REMNOR=0.3758E-17 RATIO =0.3467E-01 TOLER =0.1000E-03  NOT CONVERGED
             RFMAX = 119.9     RMMAX = 205.7
             RTSMAL=0.1000E-02 RMSMAL=0.1000E-02
             RDT   =0.2756E+06 RDR   =0.1805E+07
             RATIOT=0.3467E-01 RATIOR= 0.000
             MAX UN= 8.884     IEQ=   105 NODE     53 DOF   1  Y-DISPL.F
             MIN UN=-.6874E-08 IEQ=    91 NODE     46 DOF   1  Y-DISPL.F
             NO. OF CONTACT CONSTRAINT VIOLATIONS     0


 ITER     4 RNORM = 0.000     RMNORM= 0.000
             RINORM=0.2756E+06 RIMNOR=0.1805E+07
             RENORM= 130.4     REMNOR=0.4540E-17 RATIO =0.2176E-01 TOLER =0.1000E-03  NOT CONVERGED
             RFMAX = 119.9     RMMAX = 205.7
             RTSMAL=0.1000E-02 RMSMAL=0.1000E-02
             RDT   =0.2756E+06 RDR   =0.1805E+07
             RATIOT=0.2176E-01 RATIOR= 0.000
             MAX UN= 5.653     IEQ=    17 NODE      9 DOF   1  Y-DISPL.F
             MIN UN=-.1022E-07 IEQ=    71 NODE     36 DOF   1  Y-DISPL.F
             NO. OF CONTACT CONSTRAINT VIOLATIONS     0


 ITER     5 RNORM = 0.000     RMNORM= 0.000
```

```
  RINORM=0.2756E+06 RIMNOR=0.1805E+07
  RENORM= 70.70     REMNOR=0.7378E-16 RATIO =0.1602E-01 TOLER =0.1000E-03  NOT CONVERGED
  RFMAX = 119.9     RMMAX = 205.7
  RTSMAL=0.1000E-02 RMSMAL=0.1000E-02
  RDT   =0.2756E+06 RDR   =0.1805E+07
  RATIOT=0.1602E-01 RATIOR= 0.000
  MAX UN= 4.861     IEQ=   135 NODE     68 DOF   1  Y-DISPL.F
  MIN UN=-.3329E-07 IEQ=    15 NODE      8 DOF   1  Y-DISPL.F
  NO. OF CONTACT CONSTRAINT VIOLATIONS     0

ITER     6 RNORM = 0.000     RMNORM= 0.000
  RINORM=0.2756E+06 RIMNOR=0.1805E+07
  RENORM= 1.185     REMNOR=0.1371E-16 RATIO =0.2074E-02 TOLER =0.1000E-03  NOT CONVERGED
  RFMAX = 119.9     RMMAX = 205.7
  RTSMAL=0.1000E-02 RMSMAL=0.1000E-02
  RDT   =0.2756E+06 RDR   =0.1805E+07
  RATIOT=0.2074E-02 RATIOR= 0.000
  MAX UN=0.6874     IEQ=   129 NODE     65 DOF   1  Y-DISPL.F
  MIN UN=-.1771E-07 IEQ=    55 NODE     28 DOF   1  Y-DISPL.F
  NO. OF CONTACT CONSTRAINT VIOLATIONS     0

ITER     7 RNORM = 0.000     RMNORM= 0.000
  RINORM=0.2756E+06 RIMNOR=0.1805E+07
  RENORM=0.4678E-01 REMNOR=0.1339E-16 RATIO =0.4120E-03 TOLER =0.1000E-03  NOT CONVERGED
  RFMAX = 119.9     RMMAX = 205.7
  RTSMAL=0.1000E-02 RMSMAL=0.1000E-02
  RDT   =0.2756E+06 RDR   =0.1805E+07
  RATIOT=0.4120E-03 RATIOR= 0.000
  MAX UN=0.1121     IEQ=    41 NODE     21 DOF   1  Y-DISPL.F
  MIN UN=-.3927E-02 IEQ=     1 NODE      1 DOF   1  Y-DISPL.F
  NO. OF CONTACT CONSTRAINT VIOLATIONS     0

ITER     8 RNORM = 0.000     RMNORM= 0.000
  RINORM=0.2756E+06 RIMNOR=0.1805E+07
  RENORM=0.2736E-02 REMNOR=0.1275E-16 RATIO =0.9963E-04 TOLER =0.1000E-03      CONVERGED !
  RFMAX = 119.9     RMMAX = 205.7
  RTSMAL=0.1000E-02 RMSMAL=0.1000E-02
  RDT   =0.2756E+06 RDR   =0.1805E+07
  RATIOT=0.9963E-04 RATIOR= 0.000
  MAX UN=0.3979E-01 IEQ=    21 NODE     11 DOF   1  Y-DISPL.F
  MIN UN=-.1268E-07 IEQ=    69 NODE     35 DOF   1  Y-DISPL.F
  NO. OF CONTACT CONSTRAINT VIOLATIONS     0
```

```
+-------------------------------------------------------------------------------------------------------------------------+
|                   PARATIEPLUS(TM)   NLS ENGINE RELEASE  2018.0    FULL VERSION  *Build date:Nov 13, 2017*              |
|                                                                                                                         |
|                                      NewProject.BaseDesignSection_28.A2M2R1_1213                                        |
|                                   Exe Time : 4 September 2018 18:06:12                                                  |
+-------------------------------------------------------------------------------------------------------------------------+
New Project
SOLUTION REACHED USING     8 ITERATIONS ON   40

P R I N T   O U T   F O R   T I M E   S T E P    4     ( AT TIME   4.000     )

PRINT OUT OF ACTIVE COMPONENTS (FIXED NODES ARE NOT PRINTED OUT)

          Y-DISPL.F        X-ROT. F
            (02)             (04)           (
    1   2.4318748E-02  -6.3744087E-04
    2   2.4191180E-02  -6.3864523E-04
    3   2.4063130E-02  -6.4225564E-04
    4   2.3934117E-02  -6.4826458E-04
    5   2.3803665E-02  -6.5665993E-04
    6   2.3671295E-02  -6.6742469E-04
    7   2.3536538E-02  -6.8053674E-04
    8   2.3398926E-02  -6.9596882E-04
    9   2.3257998E-02  -7.1368831E-04
   10   2.3113301E-02  -7.3365678E-04
   11   2.2964389E-02  -7.5582997E-04
   12   2.2810825E-02  -7.8015802E-04
   13   2.2652185E-02  -8.0658580E-04
   14   2.2488055E-02  -8.3505290E-04
   15   2.2318033E-02  -8.6549368E-04
   16   2.2141731E-02  -8.9783740E-04
   17   2.1958775E-02  -9.3200849E-04
   18   2.1768810E-02  -9.6792592E-04
   19   2.1571494E-02  -1.0055046E-03
   20   2.1366503E-02  -1.0446548E-03
   21   2.1153534E-02  -1.0852816E-03
   22   2.0932300E-02  -1.1272863E-03
   23   2.0702535E-02  -1.1705646E-03
   24   2.0463996E-02  -1.2150081E-03
   25   2.0216462E-02  -1.2605041E-03
   26   1.9959732E-02  -1.3069350E-03
   27   1.9693634E-02  -1.3541863E-03
   28   1.9418012E-02  -1.4021474E-03
   29   1.9132736E-02  -1.4507031E-03
   30   1.8837699E-02  -1.4997344E-03
   31   1.8532818E-02  -1.5491183E-03
   32   1.8218038E-02  -1.5987275E-03
   33   1.7893323E-02  -1.6484313E-03
   34   1.7558668E-02  -1.6980944E-03
   35   1.7214097E-02  -1.7475777E-03
   36   1.6859659E-02  -1.7967382E-03
   37   1.6495435E-02  -1.8454286E-03
   38   1.6121530E-02  -1.8934985E-03
   39   1.5738087E-02  -1.9407925E-03
   40   1.5345276E-02  -1.9871518E-03
   41   1.4943300E-02  -2.0324136E-03
   42   1.4532395E-02  -2.0764110E-03
   43   1.4112831E-02  -2.1189733E-03
   44   1.3684913E-02  -2.1599259E-03
   45   1.3248982E-02  -2.1990896E-03
   46   1.2805410E-02  -2.2362824E-03
   47   1.2354613E-02  -2.2713175E-03
   48   1.1897038E-02  -2.3040287E-03
   49   1.1433165E-02  -2.3342892E-03
   50   1.0963494E-02  -2.3620063E-03
   51   1.0488538E-02  -2.3871225E-03
   52   1.0008808E-02  -2.4096147E-03
   53   9.5248787E-03  -2.4294918E-03
   54   9.0372070E-03  -2.4468020E-03
   55   8.5463237E-03  -2.4616240E-03
   56   8.0527157E-03  -2.4740721E-03
```

57	7.5568432E-03	-2.4842953E-03
58	7.0591337E-03	-2.4924769E-03
59	6.5599741E-03	-2.4988346E-03
60	6.0597046E-03	-2.5036208E-03
61	5.5586130E-03	-2.5070984E-03
62	5.0569361E-03	-2.5095136E-03
63	4.5548633E-03	-2.5110920E-03
64	4.0525414E-03	-2.5120382E-03
65	3.5500779E-03	-2.5125362E-03
66	3.0475459E-03	-2.5127491E-03
67	2.5449883E-03	-2.5128125E-03
68	2.0424245E-03	-2.5128218E-03
69	1.7911172E-03	-2.5128218E-03

```
+-------------------------------------------------------------------------------------------------------------------------------+
|                   PARATIEPLUS(TM)   NLS ENGINE RELEASE  2018.0    FULL VERSION  *Build date:Nov 13, 2017*                    |
|                                                                                                                               |
|                                     NewProject.BaseDesignSection_28.A2M2R1_1213                                               |
|                                  Exe Time : 4 September 2018 18:06:12                                                         |
+-------------------------------------------------------------------------------------------------------------------------------+
New Project


S T R E S S   R E S U L T S   F O R   G R O U P   N O.   1

0_L                                                              :
ELEMENT TYPE    5 NO.OF ELEMENTS. IN THIS GROUP   69
C U R R E N T   T I M E   I S      4.0000

 HARDENING 2D SOIL ELEMENT

 ****** TOTAL STRESS FORMULATION *****

  EL *   FORCE     DISPL-Y  VERTICAL-P  HORIZON.-P     MAX-V-P     MAX-H-P           STATE   STIFFNESS Z-LEVEL      PORE
E FACTOR    UFACTOR       Peq           Su_a         Su_p     LAYER
 ------------------------------------------------------------------------------------------------------------------------------
-------------------------------------------------------------------------------------------
   1 D  5.7860E-04 -2.4319E-02  1.4147E-02  5.7860E-03  1.4147E-02  0.9646          ACTIVE   0.000       0.000       0.000
1.000       1.000      5.7860E-03   0.000       0.000     DI1_164_167_L_0
   2 D  0.3278     -2.4191E-02   3.260       1.639       3.260       10.38          UL-RL   8338.     -0.2000       0.000
1.000       1.000       1.639       0.000       0.000     DI1_164_167_L_0
   3 D  0.5994     -2.4063E-02   6.716       2.997       6.716       21.39          UL-RL   8338.     -0.4000       0.000
1.000       1.000       2.997       0.000       0.000     DI1_164_167_L_0
   4 D  0.8933     -2.3934E-02   10.45       4.466       10.45       33.27          UL-RL   8338.     -0.6000       0.000
1.000       1.000       4.466       0.000       0.000     DI1_164_167_L_0
   5 D   1.203     -2.3804E-02   14.38       6.017       14.38       45.79          UL-RL   8338.     -0.8000       0.000
1.000       1.000       6.017       0.000       0.000     DI1_164_167_L_0
   6 D   1.521     -2.3671E-02   18.39       7.605       18.39       51.14          UL-RL   8338.      -1.000       0.000
1.000       1.000       7.605       0.000       0.000     DI1_164_167_L_0
   7 D   1.839     -2.3537E-02   22.42       9.194       22.42       50.98          UL-RL   8338.      -1.200       0.000
1.000       1.000       9.194       0.000       0.000     DI1_164_167_L_0
   8 D   2.187     -2.3399E-02   26.73       10.93       26.73       50.65          ACTIVE   0.000      -1.400       0.000
1.000       1.000       10.93       0.000       0.000     DI1_164_167_L_0
   9 D   2.571     -2.3258E-02   31.43       12.85       31.43       50.24          ACTIVE   0.000      -1.600       0.000
1.000       1.000       12.85       0.000       0.000     DI1_164_167_L_0
  10 D   2.932     -2.3113E-02   35.85       14.66       35.85       49.80          ACTIVE   0.000      -1.800       0.000
1.000       1.000       14.66       0.000       0.000     DI1_164_167_L_0
  11 D   3.277     -2.2964E-02   40.07       16.39       40.07       49.38          ACTIVE   0.000      -2.000       0.000
1.000       1.000       16.39       0.000       0.000     DI1_164_167_L_0
  12 D   3.558     -2.2811E-02   43.50       17.79       43.50       48.98          ACTIVE   0.000      -2.200       0.000
1.000       1.000       17.79       0.000       0.000     DI1_164_167_L_0
  13 D   3.885     -2.2652E-02   47.49       19.42       47.49       48.64          ACTIVE   0.000      -2.400       0.000
1.000       1.000       19.42       0.000       0.000     DI1_164_167_L_0
  14 D   4.203     -2.2488E-02   51.38       21.02       51.38       48.36          ACTIVE   0.000      -2.600       0.000
1.000       1.000       21.02       0.000       0.000     DI1_164_167_L_0
  15 D   4.515     -2.2318E-02   55.19       22.57       55.19       48.16          ACTIVE   0.000      -2.800       0.000
1.000       1.000       22.57       0.000       0.000     DI1_164_167_L_0
  16 D   4.820     -2.2142E-02   58.93       24.10       58.93       48.02          ACTIVE   0.000      -3.000       0.000
1.000       1.000       24.10       0.000       0.000     DI1_164_167_L_0
  17 D   5.121     -2.1959E-02   62.61       25.61       62.61       47.98          ACTIVE   0.000      -3.200       0.000
1.000       1.000       25.61       0.000       0.000     DI1_164_167_L_0
  18 D   5.384     -2.1769E-02   65.82       26.92       65.82       48.01          ACTIVE   0.000      -3.400       0.000
1.000       1.000       26.92       0.000       0.000     DI1_164_167_L_0
  19 D   5.680     -2.1571E-02   69.44       28.40       69.44       48.13          ACTIVE   0.000      -3.600       0.000
1.000       1.000       28.40       0.000       0.000     DI1_164_167_L_0
  20 D   5.972     -2.1367E-02   73.01       29.86       73.01       48.33          ACTIVE   0.000      -3.800       0.000
1.000       1.000       29.86       0.000       0.000     DI1_164_167_L_0
  21 D   6.262     -2.1154E-02   76.56       31.31       76.56       48.62          ACTIVE   0.000      -4.000       0.000
1.000       1.000       31.31       0.000       0.000     DI1_164_167_L_0
  22 D   6.550     -2.0932E-02   80.07       32.75       80.07       49.00          ACTIVE   0.000      -4.200       0.000
1.000       1.000       32.75       0.000       0.000     DI1_164_167_L_0
  23 D   6.809     -2.0703E-02   83.24       34.05       83.24       49.45          ACTIVE   0.000      -4.400       0.000
1.000       1.000       34.05       0.000       0.000     DI1_164_167_L_0
  24 D   7.094     -2.0464E-02   86.72       35.47       86.72       49.99          ACTIVE   0.000      -4.600       0.000
1.000       1.000       35.47       0.000       0.000     DI1_164_167_L_0
```

25 D	7.377	-2.0216E-02	90.19	36.89	90.19	50.60	ACTIVE	0.000	-4.800	0.000	
1.000	1.000	36.89	0.000	0.000	DI1_164_167_L_0						
26 D	6.716	-1.9960E-02	93.63	33.58	93.63	54.45	ACTIVE	0.000	-5.000	0.000	
1.000	1.000	33.58	0.000	0.000	DI2_165_168_L_0						
27 D	6.969	-1.9694E-02	97.06	34.84	97.06	54.28	ACTIVE	0.000	-5.200	0.000	
1.000	1.000	34.84	0.000	0.000	DI2_165_168_L_0						
28 D	7.202	-1.9418E-02	100.2	36.01	100.2	54.28	ACTIVE	0.000	-5.400	0.000	
1.000	1.000	36.01	0.000	0.000	DI2_165_168_L_0						
29 D	7.453	-1.9133E-02	103.6	37.27	103.6	54.43	ACTIVE	0.000	-5.600	0.000	
1.000	1.000	37.27	0.000	0.000	DI2_165_168_L_0						
30 D	7.704	-1.8838E-02	107.0	38.52	107.0	54.80	ACTIVE	0.000	-5.800	0.000	
1.000	1.000	38.52	0.000	0.000	DI2_165_168_L_0						
31 D	7.955	-1.8533E-02	110.4	39.77	110.4	56.25	ACTIVE	0.000	-6.000	0.000	
1.000	1.000	39.77	0.000	0.000	DI2_165_168_L_0						
32 D	8.204	-1.8218E-02	113.8	41.02	113.8	57.70	ACTIVE	0.000	-6.200	0.000	
1.000	1.000	41.02	0.000	0.000	DI2_165_168_L_0						
33 D	8.453	-1.7893E-02	117.2	42.26	117.2	59.16	ACTIVE	0.000	-6.400	0.000	
1.000	1.000	42.26	0.000	0.000	DI2_165_168_L_0						
34 D	8.685	-1.7559E-02	120.3	43.43	120.3	60.62	ACTIVE	0.000	-6.600	0.000	
1.000	1.000	43.43	0.000	0.000	DI2_165_168_L_0						
35 D	8.933	-1.7214E-02	123.7	44.67	123.7	62.08	ACTIVE	0.000	-6.800	0.000	
1.000	1.000	44.67	0.000	0.000	DI2_165_168_L_0						
36 D	9.181	-1.6860E-02	127.0	45.90	127.0	63.55	ACTIVE	0.000	-7.000	0.000	
1.000	1.000	45.90	0.000	0.000	DI2_165_168_L_0						
37 D	9.428	-1.6495E-02	130.4	47.14	130.4	65.02	ACTIVE	0.000	-7.200	0.000	
1.000	1.000	47.14	0.000	0.000	DI2_165_168_L_0						
38 D	9.675	-1.6122E-02	133.7	48.37	133.7	66.49	ACTIVE	0.000	-7.400	0.000	
1.000	1.000	48.37	0.000	0.000	DI2_165_168_L_0						
39 D	9.907	-1.5738E-02	136.9	49.53	136.9	67.96	ACTIVE	0.000	-7.600	0.000	
1.000	1.000	49.53	0.000	0.000	DI2_165_168_L_0						
40 D	10.15	-1.5345E-02	140.2	50.77	140.2	69.44	ACTIVE	0.000	-7.800	0.000	
1.000	1.000	50.77	0.000	0.000	DI2_165_168_L_0						
41 D	10.40	-1.4943E-02	143.5	51.99	143.5	70.92	ACTIVE	0.000	-8.000	0.000	
1.000	1.000	51.99	0.000	0.000	DI2_165_168_L_0						
42 D	10.64	-1.4532E-02	146.9	53.22	146.9	72.41	ACTIVE	0.000	-8.200	0.000	
1.000	1.000	53.22	0.000	0.000	DI2_165_168_L_0						
43 D	10.89	-1.4113E-02	150.2	54.45	150.2	73.89	ACTIVE	0.000	-8.400	0.000	
1.000	1.000	54.45	0.000	0.000	DI2_165_168_L_0						
44 D	11.13	-1.3685E-02	153.5	55.67	153.5	75.38	ACTIVE	0.000	-8.600	0.000	
1.000	1.000	55.67	0.000	0.000	DI2_165_168_L_0						
45 D	11.37	-1.3249E-02	156.7	56.84	156.7	76.87	ACTIVE	0.000	-8.800	0.000	
1.000	1.000	56.84	0.000	0.000	DI2_165_168_L_0						
46 D	11.61	-1.2805E-02	160.0	58.06	160.0	78.37	ACTIVE	0.000	-9.000	0.000	
1.000	1.000	58.06	0.000	0.000	DI2_165_168_L_0						
47 D	11.86	-1.2355E-02	163.3	59.28	163.3	79.86	ACTIVE	0.000	-9.200	0.000	
1.000	1.000	59.28	0.000	0.000	DI2_165_168_L_0						
48 D	12.10	-1.1897E-02	166.6	60.50	166.6	81.36	ACTIVE	0.000	-9.400	0.000	
1.000	1.000	60.50	0.000	0.000	DI2_165_168_L_0						
49 D	12.34	-1.1433E-02	169.9	61.72	169.9	82.86	ACTIVE	0.000	-9.600	0.000	
1.000	1.000	61.72	0.000	0.000	DI2_165_168_L_0						
50 D	12.58	-1.0963E-02	173.1	62.88	173.1	84.37	ACTIVE	0.000	-9.800	0.000	
1.000	1.000	62.88	0.000	0.000	DI2_165_168_L_0						
51 D	12.82	-1.0489E-02	176.4	64.10	176.4	85.87	ACTIVE	0.000	-10.00	0.000	
1.000	1.000	64.10	0.000	0.000	DI2_165_168_L_0						
52 D	13.06	-1.0009E-02	179.7	65.32	179.7	87.38	ACTIVE	0.000	-10.20	0.000	
1.000	1.000	65.32	0.000	0.000	DI2_165_168_L_0						
53 D	13.31	-9.5249E-03	182.9	66.54	182.9	88.89	ACTIVE	0.000	-10.40	0.000	
1.000	1.000	66.54	0.000	0.000	DI2_165_168_L_0						
54 D	13.55	-9.0372E-03	186.2	67.75	186.2	90.40	ACTIVE	0.000	-10.60	0.000	
1.000	1.000	67.75	0.000	0.000	DI2_165_168_L_0						
55 D	13.79	-8.5463E-03	189.5	68.97	189.5	91.92	ACTIVE	0.000	-10.80	0.000	
1.000	1.000	68.97	0.000	0.000	DI2_165_168_L_0						
56 D	14.03	-8.0527E-03	192.7	70.13	192.7	93.43	ACTIVE	0.000	-11.00	0.000	
1.000	1.000	70.13	0.000	0.000	DI2_165_168_L_0						
57 D	14.27	-7.5568E-03	196.0	71.35	196.0	94.95	ACTIVE	0.000	-11.20	0.000	
1.000	1.000	71.35	0.000	0.000	DI2_165_168_L_0						
58 D	14.51	-7.0591E-03	199.3	72.56	199.3	96.47	ACTIVE	0.000	-11.40	0.000	
1.000	1.000	72.56	0.000	0.000	DI2_165_168_L_0						
59 D	14.75	-6.5600E-03	202.6	73.77	202.6	97.99	ACTIVE	0.000	-11.60	0.000	
1.000	1.000	73.77	0.000	0.000	DI2_165_168_L_0						
60 D	15.00	-6.0597E-03	205.8	74.98	205.8	99.52	ACTIVE	0.000	-11.80	0.000	
1.000	1.000	74.98	0.000	0.000	DI2_165_168_L_0						
61 D	15.23	-5.5586E-03	209.0	76.15	209.0	101.0	ACTIVE	0.000	-12.00	0.000	
1.000	1.000	76.15	0.000	0.000	DI2_165_168_L_0						

62 D	15.45	-5.0569E-03	212.0	77.27	212.0	102.6	ACTIVE	0.000	-12.20	0.000	
1.000	1.000	77.27	0.000	0.000	DI2_165_168_L_0						
63 D	15.68	-4.5549E-03	215.1	78.40	215.1	104.1	ACTIVE	0.000	-12.40	0.000	
1.000	1.000	78.40	0.000	0.000	DI2_165_168_L_0						
64 D	15.91	-4.0525E-03	218.2	79.53	218.2	105.6	ACTIVE	0.000	-12.60	0.000	
1.000	1.000	79.53	0.000	0.000	DI2_165_168_L_0						
65 D	16.13	-3.5501E-03	221.2	80.66	221.2	107.2	ACTIVE	0.000	-12.80	0.000	
1.000	1.000	80.66	0.000	0.000	DI2_165_168_L_0						
66 D	16.92	-3.0475E-03	224.3	84.58	224.3	108.7	UL-RL	1.9902E+04	-13.00	0.000	
1.000	1.000	84.58	0.000	0.000	DI2_165_168_L_0						
67 D	18.29	-2.5450E-03	227.3	91.44	227.3	110.2	UL-RL	1.9902E+04	-13.20	0.000	
1.000	1.000	91.44	0.000	0.000	DI2_165_168_L_0						
68 D	14.75	-2.0424E-03	230.4	98.31	230.4	111.8	UL-RL	1.9902E+04	-13.40	0.000	
1.000	1.000	98.31	0.000	0.000	DI2_165_168_L_0						
69 D	5.087	-1.7911E-03	231.9	101.7	231.9	112.5	UL-RL	1.9902E+04	-13.50	0.000	
1.000	1.000	101.7	0.000	0.000	DI2_165_168_L_0						

```
+-----------------------------------------------------------------------------------------------------------------------+
|                  PARATIEPLUS(TM)   NLS ENGINE RELEASE  2018.0    FULL VERSION  *Build date:Nov 13, 2017*              |
|                                                                                                                       |
|                                     NewProject.BaseDesignSection_28.A2M2R1_1213                                       |
|                                 Exe Time : 4 September 2018 18:06:12                                                  |
+-----------------------------------------------------------------------------------------------------------------------+
New Project


S T R E S S   R E S U L T S   F O R   G R O U P   N O.   2

0_R                                                                :
ELEMENT TYPE    5 NO.OF ELEMENTS. IN THIS GROUP   69
C U R R E N T   T I M E   I S     4.0000

 HARDENING 2D SOIL ELEMENT

 ****** TOTAL STRESS FORMULATION *****

 EL *   FORCE     DISPL-Y  VERTICAL-P  HORIZON.-P     MAX-V-P     MAX-H-P          STATE   STIFFNESS Z-LEVEL      PORE
E FACTOR    UFACTOR       Peq          Su_a        Su_p     LAYER
 ---------------------------------------------------------------------------------------------------------------------------
-----------------------------------------------------------------------------------------------
   1     0.000         --          --          --          --          --          REMOVED     --        0.000       0.000
1.000       1.000       0.000       0.000       0.000     not available
   2     0.000         --          --          --          --          --          REMOVED     --      -0.2000       0.000
1.000       1.000       0.000       0.000       0.000     not available
   3     0.000         --          --          --          --          --          REMOVED     --      -0.4000       0.000
1.000       1.000       0.000       0.000       0.000     not available
   4     0.000         --          --          --          --          --          REMOVED     --      -0.6000       0.000
1.000       1.000       0.000       0.000       0.000     not available
   5     0.000         --          --          --          --          --          REMOVED     --      -0.8000       0.000
1.000       1.000       0.000       0.000       0.000     not available
   6     0.000         --          --          --          --          --          REMOVED     --       -1.000       0.000
1.000       1.000       0.000       0.000       0.000     not available
   7     0.000         --          --          --          --          --          REMOVED     --       -1.200       0.000
1.000       1.000       0.000       0.000       0.000     not available
   8     0.000         --          --          --          --          --          REMOVED     --       -1.400       0.000
1.000       1.000       0.000       0.000       0.000     not available
   9     0.000         --          --          --          --          --          REMOVED     --       -1.600       0.000
1.000       1.000       0.000       0.000       0.000     not available
  10     0.000         --          --          --          --          --          REMOVED     --       -1.800       0.000
1.000       1.000       0.000       0.000       0.000     not available
  11     0.000         --          --          --          --          --          REMOVED     --       -2.000       0.000
1.000       1.000       0.000       0.000       0.000     not available
  12     0.000         --          --          --          --          --          REMOVED     --       -2.200       0.000
1.000       1.000       0.000       0.000       0.000     not available
  13     0.000         --          --          --          --          --          REMOVED     --       -2.400       0.000
1.000       1.000       0.000       0.000       0.000     not available
  14     0.000         --          --          --          --          --          REMOVED     --       -2.600       0.000
1.000       1.000       0.000       0.000       0.000     not available
  15     0.000         --          --          --          --          --          REMOVED     --       -2.800       0.000
1.000       1.000       0.000       0.000       0.000     not available
  16     0.000         --          --          --          --          --          REMOVED     --       -3.000       0.000
1.000       1.000       0.000       0.000       0.000     not available
  17     0.000         --          --          --          --          --          REMOVED     --       -3.200       0.000
1.000       1.000       0.000       0.000       0.000     not available
  18     0.000         --          --          --          --          --          REMOVED     --       -3.400       0.000
1.000       1.000       0.000       0.000       0.000     not available
  19     0.000         --          --          --          --          --          REMOVED     --       -3.600       0.000
1.000       1.000       0.000       0.000       0.000     not available
  20     0.000         --          --          --          --          --          REMOVED     --       -3.800       0.000
1.000       1.000       0.000       0.000       0.000     not available
  21     0.000         --          --          --          --          --          REMOVED     --       -4.000       0.000
1.000       1.000       0.000       0.000       0.000     not available
  22     0.000         --          --          --          --          --          REMOVED     --       -4.200       0.000
1.000       1.000       0.000       0.000       0.000     not available
  23     0.000         --          --          --          --          --          REMOVED     --       -4.400       0.000
1.000       1.000       0.000       0.000       0.000     not available
  24     0.000         --          --          --          --          --          REMOVED     --       -4.600       0.000
1.000       1.000       0.000       0.000       0.000     not available
```

25	0.000	--	--	--	--	--	REMOVED	--	-4.800	0.000	
1.000	1.000	0.000	0.000	0.000	not available						
26	0.000	--	--	--	--	--	REMOVED	--	-5.000	0.000	
1.000	1.000	0.000	0.000	0.000	not available						
27	0.000	--	--	--	--	--	REMOVED	--	-5.200	0.000	
1.000	1.000	0.000	0.000	0.000	not available						
28	0.000	--	--	--	--	--	REMOVED	--	-5.400	0.000	
1.000	1.000	0.000	0.000	0.000	not available						
29	0.000	--	--	--	--	--	REMOVED	--	-5.600	0.000	
1.000	1.000	0.000	0.000	0.000	not available						
30	0.000	--	--	--	--	--	REMOVED	--	-5.800	0.000	
1.000	1.000	0.000	0.000	0.000	not available						
31	0.000	--	--	--	--	--	REMOVED	--	-6.000	0.000	
1.000	1.000	0.000	0.000	0.000	not available						
32	0.000	--	--	--	--	--	REMOVED	--	-6.200	0.000	
1.000	1.000	0.000	0.000	0.000	not available						
33	0.000	--	--	--	--	--	REMOVED	--	-6.400	0.000	
1.000	1.000	0.000	0.000	0.000	not available						
34	0.000	--	--	--	--	--	REMOVED	--	-6.600	0.000	
1.000	1.000	0.000	0.000	0.000	not available						
35	0.000	--	--	--	--	--	REMOVED	--	-6.800	0.000	
1.000	1.000	0.000	0.000	0.000	not available						
36	0.000	--	--	--	--	--	REMOVED	--	-7.000	0.000	
1.000	1.000	0.000	0.000	0.000	not available						
37	0.000	--	--	--	--	--	REMOVED	--	-7.200	0.000	
1.000	1.000	0.000	0.000	0.000	not available						
38	0.000	--	--	--	--	--	REMOVED	--	-7.400	0.000	
1.000	1.000	0.000	0.000	0.000	not available						
39	0.000	--	--	--	--	--	REMOVED	--	-7.600	0.000	
1.000	1.000	0.000	0.000	0.000	not available						
40	0.000	--	--	--	--	--	REMOVED	--	-7.800	0.000	
1.000	1.000	0.000	0.000	0.000	not available						
41	0.000	--	--	--	--	--	REMOVED	--	-8.000	0.000	
1.000	1.000	0.000	0.000	0.000	not available						
42	0.000	--	--	--	--	--	REMOVED	--	-8.200	0.000	
1.000	1.000	0.000	0.000	0.000	not available						
43	0.000	--	--	--	--	--	REMOVED	--	-8.400	0.000	
1.000	1.000	0.000	0.000	0.000	not available						
44	0.000	--	--	--	--	--	REMOVED	--	-8.600	0.000	
1.000	1.000	0.000	0.000	0.000	not available						
45	0.000	--	--	--	--	--	REMOVED	--	-8.800	0.000	
1.000	1.000	0.000	0.000	0.000	not available						
46	0.000	--	--	--	--	--	REMOVED	--	-9.000	0.000	
1.000	1.000	0.000	0.000	0.000	not available						
47 D	2.980	1.2355E-02	3.200	14.90	147.2	81.13	PASSIVE	0.000	-9.200	0.000	
1.000	1.000	14.90	0.000	0.000	DI2_165_168_L_0						
48 D	5.345	1.1897E-02	6.400	26.72	150.4	82.52	PASSIVE	0.000	-9.400	0.000	
1.000	1.000	26.72	0.000	0.000	DI2_165_168_L_0						
49 D	7.709	1.1433E-02	9.600	38.55	153.6	83.91	PASSIVE	0.000	-9.600	0.000	
1.000	1.000	38.55	0.000	0.000	DI2_165_168_L_0						
50 D	10.07	1.0963E-02	12.80	50.37	156.8	85.28	PASSIVE	0.000	-9.800	0.000	
1.000	1.000	50.37	0.000	0.000	DI2_165_168_L_0						
51 D	12.44	1.0489E-02	16.00	62.20	160.0	86.65	PASSIVE	0.000	-10.00	0.000	
1.000	1.000	62.20	0.000	0.000	DI2_165_168_L_0						
52 D	14.80	1.0009E-02	19.20	74.02	163.2	88.01	PASSIVE	0.000	-10.20	0.000	
1.000	1.000	74.02	0.000	0.000	DI2_165_168_L_0						
53 D	17.17	9.5249E-03	22.40	85.84	166.4	89.37	PASSIVE	0.000	-10.40	0.000	
1.000	1.000	85.84	0.000	0.000	DI2_165_168_L_0						
54 D	19.53	9.0372E-03	25.60	97.67	169.6	97.67	PASSIVE	0.000	-10.60	0.000	
1.000	1.000	97.67	0.000	0.000	DI2_165_168_L_0						
55 D	21.90	8.5463E-03	28.80	109.5	172.8	109.5	PASSIVE	0.000	-10.80	0.000	
1.000	1.000	109.5	0.000	0.000	DI2_165_168_L_0						
56 D	24.26	8.0527E-03	32.00	121.3	176.0	121.3	PASSIVE	0.000	-11.00	0.000	
1.000	1.000	121.3	0.000	0.000	DI2_165_168_L_0						
57 D	26.63	7.5568E-03	35.20	133.1	179.2	133.1	PASSIVE	0.000	-11.20	0.000	
1.000	1.000	133.1	0.000	0.000	DI2_165_168_L_0						
58 D	28.99	7.0591E-03	38.40	145.0	182.4	145.0	PASSIVE	0.000	-11.40	0.000	
1.000	1.000	145.0	0.000	0.000	DI2_165_168_L_0						
59 D	31.36	6.5600E-03	41.60	156.8	185.6	156.8	PASSIVE	0.000	-11.60	0.000	
1.000	1.000	156.8	0.000	0.000	DI2_165_168_L_0						
60 D	30.80	6.0597E-03	44.80	154.0	188.8	154.0	V-C	1.3768E+04	-11.80	0.000	
1.000	1.000	154.0	0.000	0.000	DI2_165_168_L_0						
61 D	29.76	5.5586E-03	48.00	148.8	192.0	148.8	V-C	1.3768E+04	-12.00	0.000	
1.000	1.000	148.8	0.000	0.000	DI2_165_168_L_0						

```
  62 D   28.71      5.0569E-03   51.20       143.5       195.2       143.5            V-C  1.3768E+04  -12.20       0.000
1.000       1.000       143.5       0.000       0.000     DI2_165_168_L_0
  63 D   27.65      4.5549E-03   54.40       138.3       198.4       138.3            V-C  1.3768E+04  -12.40       0.000
1.000       1.000       138.3       0.000       0.000     DI2_165_168_L_0
  64 D   26.60      4.0525E-03   57.60       133.0       201.6       133.0            V-C  1.3768E+04  -12.60       0.000
1.000       1.000       133.0       0.000       0.000     DI2_165_168_L_0
  65 D   25.54      3.5501E-03   60.80       127.7       204.8       127.7            V-C  1.3768E+04  -12.80       0.000
1.000       1.000       127.7       0.000       0.000     DI2_165_168_L_0
  66 D   24.24      3.0475E-03   64.00       121.2       208.0       124.3          UL-RL  2.2029E+04  -13.00       0.000
1.000       1.000       121.2       0.000       0.000     DI2_165_168_L_0
  67 D   22.70      2.5450E-03   67.20       113.5       211.2       122.9          UL-RL  2.2029E+04  -13.20       0.000
1.000       1.000       113.5       0.000       0.000     DI2_165_168_L_0
  68 D   15.87      2.0424E-03   70.40       105.8       214.4       121.6          UL-RL  2.2029E+04  -13.40       0.000
1.000       1.000       105.8       0.000       0.000     DI2_165_168_L_0
  69 D   5.097      1.7911E-03   72.00       101.9       216.0       120.9          UL-RL  2.2029E+04  -13.50       0.000
1.000       1.000       101.9       0.000       0.000     DI2_165_168_L_0
```

```
+-----------------------------------------------------------------------------------------------------------------------+
|                  PARATIEPLUS(TM)   NLS ENGINE RELEASE  2018.0    FULL VERSION  *Build date:Nov 13, 2017*              |
|                                                                                                                       |
|                                    NewProject.BaseDesignSection_28.A2M2R1_1213                                        |
|                                 Exe Time : 4 September 2018 18:06:12                                                  |
+-----------------------------------------------------------------------------------------------------------------------+
New Project


S T R E S S   R E S U L T S   F O R   G R O U P   N O.   3

WallElement_33                                                  :
ELEMENT TYPE    2 NO.OF ELEMENTS. IN THIS GROUP   68
C U R R E N T   T I M E   I S     4.0000

 WALL2D ELEMENT

   EL      TA          TB          MA          MB
-----------------------------------------------------
    1 -148.41      148.41     1.13892E-10 -29.682
    2 -148.08      148.08      29.682     -59.298
    3 -147.48      147.48      59.298     -88.794
    4 -146.59      146.59      88.794     -118.11
    5 -145.38      145.38      118.11     -147.19
    6 -143.86      143.86      147.19     -175.96
    7 -142.02      142.02      175.96     -204.37
    8 -139.84      139.84      204.37     -232.34
    9 -137.29      137.29      232.34     -259.79
   10 -134.39      134.39      259.79     -286.67
   11 -131.15      131.15      286.67     -312.90
   12 -127.59      127.59      312.90     -338.42
   13 -123.71      123.71      338.42     -363.16
   14 -119.50      119.50      363.16     -387.06
   15 -114.99      114.99      387.06     -410.06
   16 -110.17      110.17      410.06     -432.09
   17 -105.05      105.05      432.09     -453.10
   18 -99.663      99.663      453.10     -473.03
   19 -93.983      93.983      473.03     -491.83
   20 -88.011      88.011      491.83     -509.43
   21 -81.748      81.748      509.43     -525.78
   22 -75.199      75.199      525.78     -540.82
   23 -68.389      68.389      540.82     -554.50
   24 -61.295      61.295      554.50     -566.76
   25 -53.918      53.918      566.76     -577.54
   26 -47.202      47.202      577.54     -586.98
   27 -40.233      40.233      586.98     -595.03
   28 -33.032      33.032      595.03     -601.64
   29 -25.578      25.578      601.64     -606.75
   30 -17.874      17.874      606.75     -610.33
   31 -9.9194      9.9194      610.33     -612.31
   32 -1.7154      1.7154      612.31     -612.65
   33  6.7374     -6.7374      612.65     -611.31
   34  15.423     -15.423      611.31     -608.22
   35  24.356     -24.356      608.22     -603.35
   36  33.537     -33.537      603.35     -596.64
   37  42.964     -42.964      596.64     -588.05
   38  52.639     -52.639      588.05     -577.52
   39  62.546     -62.546      577.52     -565.01
   40  72.699     -72.699      565.01     -550.47
   41  83.098     -83.098      550.47     -533.85
   42  93.742     -93.742      533.85     -515.11
   43  104.63     -104.63      515.11     -494.18
   44  115.77     -115.77      494.18     -471.03
   45  127.13     -127.13      471.03     -445.60
   46  138.75     -138.75      445.60     -417.85
   47  147.62     -147.62      417.85     -388.33
   48  154.38     -154.38      388.33     -357.45
   49  159.01     -159.01      357.45     -325.65
   50  161.51     -161.51      325.65     -293.35
   51  161.90     -161.90      293.35     -260.97
   52  160.16     -160.16      260.97     -228.94
```

53	156.29	-156.29	228.94	-197.68
54	150.31	-150.31	197.68	-167.62
55	142.21	-142.21	167.62	-139.17
56	131.97	-131.97	139.17	-112.78
57	119.61	-119.61	112.78	-88.857
58	105.13	-105.13	88.857	-67.831
59	88.528	-88.528	67.831	-50.125
60	72.720	-72.720	50.125	-35.581
61	58.190	-58.190	35.581	-23.943
62	44.936	-44.936	23.943	-14.956
63	32.962	-32.962	14.956	-8.3637
64	22.271	-22.271	8.3637	-3.9094
65	12.867	-12.867	3.9094	-1.3361
66	5.5433	-5.5433	1.3361	-0.22740
67	1.1322	-1.1322	0.22740	-9.67128E-04
68	9.67031E-03	-9.67031E-03	9.67128E-04	1.81213E-10

```
+-------------------------------------------------------------------------------------------------------------------------------+
|                   PARATIEPLUS(TM)   NLS ENGINE RELEASE  2018.0    FULL VERSION  *Build date:Nov 13, 2017*                    |
|                                                                                                                               |
|                                     NewProject.BaseDesignSection_28.A2M2R1_1213                                               |
|                                  Exe Time : 4 September 2018 18:06:12                                                         |
+-------------------------------------------------------------------------------------------------------------------------------+
New Project


S T R E S S    R E S U L T S    F O R    G R O U P    N O.    4

Tieback_175                                                 :
ELEMENT TYPE    6 NO.OF ELEMENTS. IN THIS GROUP    1
C U R R E N T    T I M E    I S      4.0000

 POST-TENSION 2D-BOUNDARY ELEMENT

         EL    FORCE          d0          EDISPL     pl. eps          K     -ve limit   +ve limit
-------------------------------------------------------------------------------------------------------
 ANCHOR    1   171.37     -1.62242E-03  2.09096E-02   0.0000       1458.7       0.0000       0.0000     ELASTIC  ORIGINAL
YOUNG MODULUS

 ITER     0 RNORM = 0.000     RMNORM= 0.000
            RINORM=0.1504E+07 RIMNOR=0.2210E+08
            RENORM= 22.54     REMNOR=0.1275E-16 RATIO =0.3871E-02 TOLER =0.1000E-03  NOT CONVERGED
            RFMAX = 161.9     RMMAX = 612.7
            RTSMAL=0.1000E-02 RMSMAL=0.1000E-02
            RDT   =0.1504E+07 RDR   =0.2210E+08
            RATIOT=0.3871E-02 RATIOR= 0.000
            MAX UN=0.3979E-01 IEQ=    21 NODE     11 DOF   1  Y-DISPL.F
            MIN UN=-1.890     IEQ=    93 NODE     47 DOF   1  Y-DISPL.F
            NO. OF CONTACT CONSTRAINT VIOLATIONS     0


 ITER     2 RNORM = 0.000     RMNORM= 0.000
            RINORM=0.1504E+07 RIMNOR=0.2210E+08
            RENORM=0.1903E-01 REMNOR=0.9854E-17 RATIO =0.1125E-03 TOLER =0.1000E-03  NOT CONVERGED
            RFMAX = 161.9     RMMAX = 612.7
            RTSMAL=0.1000E-02 RMSMAL=0.1000E-02
            RDT   =0.1504E+07 RDR   =0.2210E+08
            RATIOT=0.1125E-03 RATIOR= 0.000
            MAX UN=0.4755E-01 IEQ=    13 NODE      7 DOF   1  Y-DISPL.F
            MIN UN=-.1134     IEQ=    87 NODE     44 DOF   1  Y-DISPL.F
            NO. OF CONTACT CONSTRAINT VIOLATIONS     0


 ITER     3 RNORM = 0.000     RMNORM= 0.000
            RINORM=0.1504E+07 RIMNOR=0.2210E+08
            RENORM=0.1309E-03 REMNOR=0.1271E-16 RATIO =0.9327E-05 TOLER =0.1000E-03      CONVERGED !
            RFMAX = 161.9     RMMAX = 612.7
            RTSMAL=0.1000E-02 RMSMAL=0.1000E-02
            RDT   =0.1504E+07 RDR   =0.2210E+08
            RATIOT=0.9327E-05 RATIOR= 0.000
            MAX UN=0.1013E-01 IEQ=    39 NODE     20 DOF   1  Y-DISPL.F
            MIN UN=-.1218E-02 IEQ=    87 NODE     44 DOF   1  Y-DISPL.F
            NO. OF CONTACT CONSTRAINT VIOLATIONS     0
```

```
+-------------------------------------------------------------------------------------------------------------------------+
|                   PARATIEPLUS(TM)   NLS ENGINE RELEASE  2018.0    FULL VERSION  *Build date:Nov 13, 2017*              |
|                                                                                                                         |
|                                      NewProject.BaseDesignSection_28.A2M2R1_1213                                        |
|                                   Exe Time : 4 September 2018 18:06:12                                                  |
+-------------------------------------------------------------------------------------------------------------------------+
New Project
SOLUTION REACHED USING     3 ITERATIONS ON   40

P R I N T   O U T   F O R   T I M E   S T E P    5     ( AT TIME   5.000     )

PRINT OUT OF ACTIVE COMPONENTS (FIXED NODES ARE NOT PRINTED OUT)

          Y-DISPL.F        X-ROT. F
            (02)             (04)           (
    1   2.4379901E-02  -6.5175266E-04
    2   2.4249470E-02  -6.5295756E-04
    3   2.4118558E-02  -6.5657010E-04
    4   2.3986682E-02  -6.6258365E-04
    5   2.3853365E-02  -6.7098682E-04
    6   2.3718129E-02  -6.8176313E-04
    7   2.3580503E-02  -6.9489084E-04
    8   2.3440018E-02  -7.1034284E-04
    9   2.3296213E-02  -7.2808652E-04
   10   2.3148633E-02  -7.4808327E-04
   11   2.2996832E-02  -7.7028842E-04
   12   2.2840374E-02  -7.9465159E-04
   13   2.2678832E-02  -8.2111731E-04
   14   2.2511791E-02  -8.4962518E-04
   15   2.2338850E-02  -8.8010956E-04
   16   2.2159620E-02  -9.1249971E-04
   17   2.1973727E-02  -9.4672004E-04
   18   2.1780814E-02  -9.8268954E-04
   19   2.1580540E-02  -1.0203231E-03
   20   2.1372580E-02  -1.0595310E-03
   21   2.1156630E-02  -1.1002185E-03
   22   2.0932402E-02  -1.1422868E-03
   23   2.0699630E-02  -1.1856318E-03
   24   2.0458071E-02  -1.2301452E-03
   25   2.0207502E-02  -1.2757138E-03
   26   1.9947723E-02  -1.3222202E-03
   27   1.9678560E-02  -1.3695491E-03
   28   1.9399857E-02  -1.4175891E-03
   29   1.9111485E-02  -1.4662240E-03
   30   1.8813336E-02  -1.5153334E-03
   31   1.8505328E-02  -1.5647931E-03
   32   1.8187406E-02  -1.6144738E-03
   33   1.7859535E-02  -1.6642432E-03
   34   1.7521712E-02  -1.7139637E-03
   35   1.7173962E-02  -1.7634939E-03
   36   1.6816337E-02  -1.8126885E-03
   37   1.6448921E-02  -1.8613974E-03
   38   1.6071822E-02  -1.9094672E-03
   39   1.5685187E-02  -1.9567397E-03
   40   1.5289190E-02  -2.0030524E-03
   41   1.4884041E-02  -2.0482392E-03
   42   1.4469981E-02  -2.0921295E-03
   43   1.4047287E-02  -2.1345487E-03
   44   1.3616272E-02  -2.1753177E-03
   45   1.3177285E-02  -2.2142535E-03
   46   1.2730707E-02  -2.2511707E-03
   47   1.2276963E-02  -2.2858838E-03
   48   1.1816511E-02  -2.3182384E-03
   49   1.1349832E-02  -2.3481254E-03
   50   1.0877433E-02  -2.3754653E-03
   51   1.0399822E-02  -2.4002106E-03
   52   9.9175103E-03  -2.4223461E-03
   53   9.4310684E-03  -2.4418872E-03
   54   8.9409492E-03  -2.4588863E-03
   55   8.4476779E-03  -2.4734243E-03
   56   7.9517359E-03  -2.4856159E-03
```

57	7.4535781E-03	-2.4956100E-03
58	6.9536262E-03	-2.5035899E-03
59	6.4522619E-03	-2.5097728E-03
60	5.9498201E-03	-2.5144103E-03
61	5.4465834E-03	-2.5177644E-03
62	4.9427836E-03	-2.5200798E-03
63	4.4386057E-03	-2.5215805E-03
64	3.9341922E-03	-2.5224693E-03
65	3.4296467E-03	-2.5229281E-03
66	2.9250389E-03	-2.5231174E-03
67	2.4204089E-03	-2.5231697E-03
68	1.9157741E-03	-2.5231756E-03
69	1.6634313E-03	-2.5231754E-03

```
+-------------------------------------------------------------------------------------------------------------------------------+
|                   PARATIEPLUS(TM)   NLS ENGINE RELEASE  2018.0    FULL VERSION  *Build date:Nov 13, 2017*                    |
|                                                                                                                               |
|                                    NewProject.BaseDesignSection_28.A2M2R1_1213                                                |
|                                  Exe Time : 4 September 2018 18:06:12                                                         |
+-------------------------------------------------------------------------------------------------------------------------------+
New Project


S T R E S S   R E S U L T S   F O R   G R O U P   N O.   1

0_L                                                          :
ELEMENT TYPE    5 NO.OF ELEMENTS. IN THIS GROUP   69
C U R R E N T   T I M E   I S      5.0000

 HARDENING 2D SOIL ELEMENT

 ****** TOTAL STRESS FORMULATION *****

  EL *   FORCE     DISPL-Y  VERTICAL-P  HORIZON.-P     MAX-V-P     MAX-H-P           STATE   STIFFNESS Z-LEVEL      PORE
E FACTOR    UFACTOR       Peq           Su_a         Su_p     LAYER
 ------------------------------------------------------------------------------------------------------------------------------
-------------------------------------------------------------------------------------------
   1 D  5.7860E-04 -2.4380E-02  1.4147E-02  5.7860E-03  1.4147E-02  0.9646          ACTIVE   0.000       0.000       0.000
1.000       1.000      5.7860E-03   0.000       0.000     DI1_164_167_L_0
   2 D  0.2666     -2.4249E-02   3.260       1.333       3.260       10.38          ACTIVE   0.000     -0.2000       0.000
1.000       1.000       1.333       0.000       0.000     DI1_164_167_L_0
   3 D  0.5494     -2.4119E-02   6.716       2.747       6.716       21.39          ACTIVE   0.000     -0.4000       0.000
1.000       1.000       2.747       0.000       0.000     DI1_164_167_L_0
   4 D  0.8545     -2.3987E-02   10.45       4.272       10.45       33.27          ACTIVE   0.000     -0.6000       0.000
1.000       1.000       4.272       0.000       0.000     DI1_164_167_L_0
   5 D   1.176     -2.3853E-02   14.38       5.880       14.38       45.79          ACTIVE   0.000     -0.8000       0.000
1.000       1.000       5.880       0.000       0.000     DI1_164_167_L_0
   6 D   1.505     -2.3718E-02   18.39       7.523       18.39       51.14          ACTIVE   0.000      -1.000       0.000
1.000       1.000       7.523       0.000       0.000     DI1_164_167_L_0
   7 D   1.834     -2.3581E-02   22.42       9.168       22.42       50.98          ACTIVE   0.000      -1.200       0.000
1.000       1.000       9.168       0.000       0.000     DI1_164_167_L_0
   8 D   2.187     -2.3440E-02   26.73       10.93       26.73       50.65          ACTIVE   0.000      -1.400       0.000
1.000       1.000       10.93       0.000       0.000     DI1_164_167_L_0
   9 D   2.571     -2.3296E-02   31.43       12.85       31.43       50.24          ACTIVE   0.000      -1.600       0.000
1.000       1.000       12.85       0.000       0.000     DI1_164_167_L_0
  10 D   2.932     -2.3149E-02   35.85       14.66       35.85       49.80          ACTIVE   0.000      -1.800       0.000
1.000       1.000       14.66       0.000       0.000     DI1_164_167_L_0
  11 D   3.277     -2.2997E-02   40.07       16.39       40.07       49.38          ACTIVE   0.000      -2.000       0.000
1.000       1.000       16.39       0.000       0.000     DI1_164_167_L_0
  12 D   3.558     -2.2840E-02   43.50       17.79       43.50       48.98          ACTIVE   0.000      -2.200       0.000
1.000       1.000       17.79       0.000       0.000     DI1_164_167_L_0
  13 D   3.885     -2.2679E-02   47.49       19.42       47.49       48.64          ACTIVE   0.000      -2.400       0.000
1.000       1.000       19.42       0.000       0.000     DI1_164_167_L_0
  14 D   4.203     -2.2512E-02   51.38       21.02       51.38       48.36          ACTIVE   0.000      -2.600       0.000
1.000       1.000       21.02       0.000       0.000     DI1_164_167_L_0
  15 D   4.515     -2.2339E-02   55.19       22.57       55.19       48.16          ACTIVE   0.000      -2.800       0.000
1.000       1.000       22.57       0.000       0.000     DI1_164_167_L_0
  16 D   4.820     -2.2160E-02   58.93       24.10       58.93       48.02          ACTIVE   0.000      -3.000       0.000
1.000       1.000       24.10       0.000       0.000     DI1_164_167_L_0
  17 D   5.121     -2.1974E-02   62.61       25.61       62.61       47.98          ACTIVE   0.000      -3.200       0.000
1.000       1.000       25.61       0.000       0.000     DI1_164_167_L_0
  18 D   5.384     -2.1781E-02   65.82       26.92       65.82       48.01          ACTIVE   0.000      -3.400       0.000
1.000       1.000       26.92       0.000       0.000     DI1_164_167_L_0
  19 D   5.680     -2.1581E-02   69.44       28.40       69.44       48.13          ACTIVE   0.000      -3.600       0.000
1.000       1.000       28.40       0.000       0.000     DI1_164_167_L_0
  20 D   5.972     -2.1373E-02   73.01       29.86       73.01       48.33          ACTIVE   0.000      -3.800       0.000
1.000       1.000       29.86       0.000       0.000     DI1_164_167_L_0
  21 D   6.262     -2.1157E-02   76.56       31.31       76.56       48.62          ACTIVE   0.000      -4.000       0.000
1.000       1.000       31.31       0.000       0.000     DI1_164_167_L_0
  22 D   6.550     -2.0932E-02   80.07       32.75       80.07       49.00          ACTIVE   0.000      -4.200       0.000
1.000       1.000       32.75       0.000       0.000     DI1_164_167_L_0
  23 D   6.814     -2.0700E-02   83.24       34.07       83.24       49.45           UL-RL   8338.      -4.400       0.000
1.000       1.000       34.07       0.000       0.000     DI1_164_167_L_0
  24 D   7.104     -2.0458E-02   86.72       35.52       86.72       49.99           UL-RL   8338.      -4.600       0.000
1.000       1.000       35.52       0.000       0.000     DI1_164_167_L_0
```

```
  25 D  7.392     -2.0208E-02  90.19       36.96       90.19       50.60          UL-RL   8338.      -4.800       0.000
1.000       1.000       36.96       0.000       0.000     DI1_164_167_L_0
  26 D  6.764     -1.9948E-02  93.63       33.82       93.63       54.45          UL-RL  1.9902E+04  -5.000       0.000
1.000       1.000       33.82       0.000       0.000     DI2_165_168_L_0
  27 D  7.029     -1.9679E-02  97.06       35.14       97.06       54.28          UL-RL  1.9902E+04  -5.200       0.000
1.000       1.000       35.14       0.000       0.000     DI2_165_168_L_0
  28 D  7.274     -1.9400E-02  100.2       36.37       100.2       54.28          UL-RL  1.9902E+04  -5.400       0.000
1.000       1.000       36.37       0.000       0.000     DI2_165_168_L_0
  29 D  7.538     -1.9111E-02  103.6       37.69       103.6       54.43          UL-RL  1.9902E+04  -5.600       0.000
1.000       1.000       37.69       0.000       0.000     DI2_165_168_L_0
  30 D  7.801     -1.8813E-02  107.0       39.01       107.0       54.80          UL-RL  1.9902E+04  -5.800       0.000
1.000       1.000       39.01       0.000       0.000     DI2_165_168_L_0
  31 D  8.064     -1.8505E-02  110.4       40.32       110.4       56.25          UL-RL  1.9902E+04  -6.000       0.000
1.000       1.000       40.32       0.000       0.000     DI2_165_168_L_0
  32 D  8.326     -1.8187E-02  113.8       41.63       113.8       57.70          UL-RL  1.9902E+04  -6.200       0.000
1.000       1.000       41.63       0.000       0.000     DI2_165_168_L_0
  33 D  8.587     -1.7860E-02  117.2       42.94       117.2       59.16          UL-RL  1.9902E+04  -6.400       0.000
1.000       1.000       42.94       0.000       0.000     DI2_165_168_L_0
  34 D  8.832     -1.7522E-02  120.3       44.16       120.3       60.62          UL-RL  1.9902E+04  -6.600       0.000
1.000       1.000       44.16       0.000       0.000     DI2_165_168_L_0
  35 D  9.093     -1.7174E-02  123.7       45.46       123.7       62.08          UL-RL  1.9902E+04  -6.800       0.000
1.000       1.000       45.46       0.000       0.000     DI2_165_168_L_0
  36 D  9.353     -1.6816E-02  127.0       46.77       127.0       63.55          UL-RL  1.9902E+04  -7.000       0.000
1.000       1.000       46.77       0.000       0.000     DI2_165_168_L_0
  37 D  9.613     -1.6449E-02  130.4       48.07       130.4       65.02          UL-RL  1.9902E+04  -7.200       0.000
1.000       1.000       48.07       0.000       0.000     DI2_165_168_L_0
  38 D  9.872     -1.6072E-02  133.7       49.36       133.7       66.49          UL-RL  1.9902E+04  -7.400       0.000
1.000       1.000       49.36       0.000       0.000     DI2_165_168_L_0
  39 D  10.12     -1.5685E-02  136.9       50.59       136.9       67.96          UL-RL  1.9902E+04  -7.600       0.000
1.000       1.000       50.59       0.000       0.000     DI2_165_168_L_0
  40 D  10.38     -1.5289E-02  140.2       51.88       140.2       69.44          UL-RL  1.9902E+04  -7.800       0.000
1.000       1.000       51.88       0.000       0.000     DI2_165_168_L_0
  41 D  10.63     -1.4884E-02  143.5       53.17       143.5       70.92          UL-RL  1.9902E+04  -8.000       0.000
1.000       1.000       53.17       0.000       0.000     DI2_165_168_L_0
  42 D  10.89     -1.4470E-02  146.9       54.46       146.9       72.41          UL-RL  1.9902E+04  -8.200       0.000
1.000       1.000       54.46       0.000       0.000     DI2_165_168_L_0
  43 D  11.15     -1.4047E-02  150.2       55.75       150.2       73.89          UL-RL  1.9902E+04  -8.400       0.000
1.000       1.000       55.75       0.000       0.000     DI2_165_168_L_0
  44 D  11.41     -1.3616E-02  153.5       57.04       153.5       75.38          UL-RL  1.9902E+04  -8.600       0.000
1.000       1.000       57.04       0.000       0.000     DI2_165_168_L_0
  45 D  11.65     -1.3177E-02  156.7       58.26       156.7       76.87          UL-RL  1.9902E+04  -8.800       0.000
1.000       1.000       58.26       0.000       0.000     DI2_165_168_L_0
  46 D  11.91     -1.2731E-02  160.0       59.55       160.0       78.37          UL-RL  1.9902E+04  -9.000       0.000
1.000       1.000       59.55       0.000       0.000     DI2_165_168_L_0
  47 D  12.17     -1.2277E-02  163.3       60.83       163.3       79.86          UL-RL  1.9902E+04  -9.200       0.000
1.000       1.000       60.83       0.000       0.000     DI2_165_168_L_0
  48 D  12.42     -1.1817E-02  166.6       62.10       166.6       81.36          UL-RL  1.9902E+04  -9.400       0.000
1.000       1.000       62.10       0.000       0.000     DI2_165_168_L_0
  49 D  12.68     -1.1350E-02  169.9       63.38       169.9       82.86          UL-RL  1.9902E+04  -9.600       0.000
1.000       1.000       63.38       0.000       0.000     DI2_165_168_L_0
  50 D  12.92     -1.0877E-02  173.1       64.60       173.1       84.37          UL-RL  1.9902E+04  -9.800       0.000
1.000       1.000       64.60       0.000       0.000     DI2_165_168_L_0
  51 D  13.17     -1.0400E-02  176.4       65.87       176.4       85.87          UL-RL  1.9902E+04  -10.00       0.000
1.000       1.000       65.87       0.000       0.000     DI2_165_168_L_0
  52 D  13.43     -9.9175E-03  179.7       67.14       179.7       87.38          UL-RL  1.9902E+04  -10.20       0.000
1.000       1.000       67.14       0.000       0.000     DI2_165_168_L_0
  53 D  13.68     -9.4311E-03  182.9       68.40       182.9       88.89          UL-RL  1.9902E+04  -10.40       0.000
1.000       1.000       68.40       0.000       0.000     DI2_165_168_L_0
  54 D  13.93     -8.9409E-03  186.2       69.67       186.2       90.40          UL-RL  1.9902E+04  -10.60       0.000
1.000       1.000       69.67       0.000       0.000     DI2_165_168_L_0
  55 D  14.19     -8.4477E-03  189.5       70.93       189.5       91.92          UL-RL  1.9902E+04  -10.80       0.000
1.000       1.000       70.93       0.000       0.000     DI2_165_168_L_0
  56 D  14.43     -7.9517E-03  192.7       72.14       192.7       93.43          UL-RL  1.9902E+04  -11.00       0.000
1.000       1.000       72.14       0.000       0.000     DI2_165_168_L_0
  57 D  14.68     -7.4536E-03  196.0       73.40       196.0       94.95          UL-RL  1.9902E+04  -11.20       0.000
1.000       1.000       73.40       0.000       0.000     DI2_165_168_L_0
  58 D  14.93     -6.9536E-03  199.3       74.66       199.3       96.47          UL-RL  1.9902E+04  -11.40       0.000
1.000       1.000       74.66       0.000       0.000     DI2_165_168_L_0
  59 D  15.18     -6.4523E-03  202.6       75.92       202.6       97.99          UL-RL  1.9902E+04  -11.60       0.000
1.000       1.000       75.92       0.000       0.000     DI2_165_168_L_0
  60 D  15.43     -5.9498E-03  205.8       77.17       205.8       99.52          UL-RL  1.9902E+04  -11.80       0.000
1.000       1.000       77.17       0.000       0.000     DI2_165_168_L_0
  61 D  15.68     -5.4466E-03  209.0       78.38       209.0       101.0          UL-RL  1.9902E+04  -12.00       0.000
1.000       1.000       78.38       0.000       0.000     DI2_165_168_L_0
```

```
  62 D   15.91     -4.9428E-03   212.0       79.55       212.0       102.6          UL-RL  1.9902E+04  -12.20       0.000
1.000       1.000       79.55       0.000       0.000     DI2_165_168_L_0
  63 D   16.14     -4.4386E-03   215.1       80.71       215.1       104.1          UL-RL  1.9902E+04  -12.40       0.000
1.000       1.000       80.71       0.000       0.000     DI2_165_168_L_0
  64 D   16.38     -3.9342E-03   218.2       81.88       218.2       105.6          UL-RL  1.9902E+04  -12.60       0.000
1.000       1.000       81.88       0.000       0.000     DI2_165_168_L_0
  65 D   16.61     -3.4296E-03   221.2       83.05       221.2       107.2          UL-RL  1.9902E+04  -12.80       0.000
1.000       1.000       83.05       0.000       0.000     DI2_165_168_L_0
  66 D   17.40     -2.9250E-03   224.3       87.02       224.3       108.7          UL-RL  1.9902E+04  -13.00       0.000
1.000       1.000       87.02       0.000       0.000     DI2_165_168_L_0
  67 D   18.78     -2.4204E-03   227.3       93.92       227.3       110.2          UL-RL  1.9902E+04  -13.20       0.000
1.000       1.000       93.92       0.000       0.000     DI2_165_168_L_0
  68 D   15.12     -1.9158E-03   230.4       100.8       230.4       111.8          UL-RL  1.9902E+04  -13.40       0.000
1.000       1.000       100.8       0.000       0.000     DI2_165_168_L_0
  69 D   5.214     -1.6634E-03   231.9       104.3       231.9       112.5          UL-RL  1.9902E+04  -13.50       0.000
1.000       1.000       104.3       0.000       0.000     DI2_165_168_L_0
```

```
+-----------------------------------------------------------------------------------------------------------------------+
|                  PARATIEPLUS(TM)   NLS ENGINE RELEASE  2018.0    FULL VERSION  *Build date:Nov 13, 2017*              |
|                                                                                                                       |
|                                     NewProject.BaseDesignSection_28.A2M2R1_1213                                       |
|                                 Exe Time : 4 September 2018 18:06:12                                                  |
+-----------------------------------------------------------------------------------------------------------------------+
New Project


S T R E S S   R E S U L T S   F O R   G R O U P   N O.   2

0_R                                                                  :
ELEMENT TYPE    5 NO.OF ELEMENTS. IN THIS GROUP   69
C U R R E N T   T I M E   I S     5.0000

 HARDENING 2D SOIL ELEMENT

 ****** TOTAL STRESS FORMULATION *****

 EL *   FORCE     DISPL-Y  VERTICAL-P  HORIZON.-P     MAX-V-P     MAX-H-P          STATE   STIFFNESS Z-LEVEL      PORE
E FACTOR    UFACTOR       Peq          Su_a        Su_p     LAYER
 ---------------------------------------------------------------------------------------------------------------------------
-----------------------------------------------------------------------------------------------
   1     0.000         --          --          --          --          --          REMOVED     --        0.000       0.000
1.000       1.000       0.000       0.000       0.000     not available
   2     0.000         --          --          --          --          --          REMOVED     --      -0.2000       0.000
1.000       1.000       0.000       0.000       0.000     not available
   3     0.000         --          --          --          --          --          REMOVED     --      -0.4000       0.000
1.000       1.000       0.000       0.000       0.000     not available
   4     0.000         --          --          --          --          --          REMOVED     --      -0.6000       0.000
1.000       1.000       0.000       0.000       0.000     not available
   5     0.000         --          --          --          --          --          REMOVED     --      -0.8000       0.000
1.000       1.000       0.000       0.000       0.000     not available
   6     0.000         --          --          --          --          --          REMOVED     --       -1.000       0.000
1.000       1.000       0.000       0.000       0.000     not available
   7     0.000         --          --          --          --          --          REMOVED     --       -1.200       0.000
1.000       1.000       0.000       0.000       0.000     not available
   8     0.000         --          --          --          --          --          REMOVED     --       -1.400       0.000
1.000       1.000       0.000       0.000       0.000     not available
   9     0.000         --          --          --          --          --          REMOVED     --       -1.600       0.000
1.000       1.000       0.000       0.000       0.000     not available
  10     0.000         --          --          --          --          --          REMOVED     --       -1.800       0.000
1.000       1.000       0.000       0.000       0.000     not available
  11     0.000         --          --          --          --          --          REMOVED     --       -2.000       0.000
1.000       1.000       0.000       0.000       0.000     not available
  12     0.000         --          --          --          --          --          REMOVED     --       -2.200       0.000
1.000       1.000       0.000       0.000       0.000     not available
  13     0.000         --          --          --          --          --          REMOVED     --       -2.400       0.000
1.000       1.000       0.000       0.000       0.000     not available
  14     0.000         --          --          --          --          --          REMOVED     --       -2.600       0.000
1.000       1.000       0.000       0.000       0.000     not available
  15     0.000         --          --          --          --          --          REMOVED     --       -2.800       0.000
1.000       1.000       0.000       0.000       0.000     not available
  16     0.000         --          --          --          --          --          REMOVED     --       -3.000       0.000
1.000       1.000       0.000       0.000       0.000     not available
  17     0.000         --          --          --          --          --          REMOVED     --       -3.200       0.000
1.000       1.000       0.000       0.000       0.000     not available
  18     0.000         --          --          --          --          --          REMOVED     --       -3.400       0.000
1.000       1.000       0.000       0.000       0.000     not available
  19     0.000         --          --          --          --          --          REMOVED     --       -3.600       0.000
1.000       1.000       0.000       0.000       0.000     not available
  20     0.000         --          --          --          --          --          REMOVED     --       -3.800       0.000
1.000       1.000       0.000       0.000       0.000     not available
  21     0.000         --          --          --          --          --          REMOVED     --       -4.000       0.000
1.000       1.000       0.000       0.000       0.000     not available
  22     0.000         --          --          --          --          --          REMOVED     --       -4.200       0.000
1.000       1.000       0.000       0.000       0.000     not available
  23     0.000         --          --          --          --          --          REMOVED     --       -4.400       0.000
1.000       1.000       0.000       0.000       0.000     not available
  24     0.000         --          --          --          --          --          REMOVED     --       -4.600       0.000
1.000       1.000       0.000       0.000       0.000     not available
```

25	0.000	--	--	--	--	--	REMOVED	--	-4.800	0.000		
1.000	1.000	0.000	0.000	0.000	not available							
26	0.000	--	--	--	--	--	REMOVED	--	-5.000	0.000		
1.000	1.000	0.000	0.000	0.000	not available							
27	0.000	--	--	--	--	--	REMOVED	--	-5.200	0.000		
1.000	1.000	0.000	0.000	0.000	not available							
28	0.000	--	--	--	--	--	REMOVED	--	-5.400	0.000		
1.000	1.000	0.000	0.000	0.000	not available							
29	0.000	--	--	--	--	--	REMOVED	--	-5.600	0.000		
1.000	1.000	0.000	0.000	0.000	not available							
30	0.000	--	--	--	--	--	REMOVED	--	-5.800	0.000		
1.000	1.000	0.000	0.000	0.000	not available							
31	0.000	--	--	--	--	--	REMOVED	--	-6.000	0.000		
1.000	1.000	0.000	0.000	0.000	not available							
32	0.000	--	--	--	--	--	REMOVED	--	-6.200	0.000		
1.000	1.000	0.000	0.000	0.000	not available							
33	0.000	--	--	--	--	--	REMOVED	--	-6.400	0.000		
1.000	1.000	0.000	0.000	0.000	not available							
34	0.000	--	--	--	--	--	REMOVED	--	-6.600	0.000		
1.000	1.000	0.000	0.000	0.000	not available							
35	0.000	--	--	--	--	--	REMOVED	--	-6.800	0.000		
1.000	1.000	0.000	0.000	0.000	not available							
36	0.000	--	--	--	--	--	REMOVED	--	-7.000	0.000		
1.000	1.000	0.000	0.000	0.000	not available							
37	0.000	--	--	--	--	--	REMOVED	--	-7.200	0.000		
1.000	1.000	0.000	0.000	0.000	not available							
38	0.000	--	--	--	--	--	REMOVED	--	-7.400	0.000		
1.000	1.000	0.000	0.000	0.000	not available							
39	0.000	--	--	--	--	--	REMOVED	--	-7.600	0.000		
1.000	1.000	0.000	0.000	0.000	not available							
40	0.000	--	--	--	--	--	REMOVED	--	-7.800	0.000		
1.000	1.000	0.000	0.000	0.000	not available							
41	0.000	--	--	--	--	--	REMOVED	--	-8.000	0.000		
1.000	1.000	0.000	0.000	0.000	not available							
42	0.000	--	--	--	--	--	REMOVED	--	-8.200	0.000		
1.000	1.000	0.000	0.000	0.000	not available							
43	0.000	--	--	--	--	--	REMOVED	--	-8.400	0.000		
1.000	1.000	0.000	0.000	0.000	not available							
44 D	1.2176E-03	1.3616E-02	1.600	6.0880E-03	1.600	0.8000	UL-RL	1.9826E+04	-8.600	0.000		
1.000	1.000	6.0880E-03	0.000	0.000	DI2_165_168_L_0							
45 D	0.1957	1.3177E-02	4.800	0.9785	4.800	2.400	UL-RL	1.9826E+04	-8.800	0.000		
1.000	1.000	0.9785	0.000	0.000	DI2_165_168_L_0							
46 D	0.5038	1.2731E-02	8.000	2.519	8.000	4.000	UL-RL	1.9826E+04	-9.000	0.000		
1.000	1.000	2.519	0.000	0.000	DI2_165_168_L_0							
47 D	4.562	1.2277E-02	11.20	22.81	147.2	81.13	UL-RL	1.9826E+04	-9.200	0.000		
1.000	1.000	22.81	0.000	0.000	DI2_165_168_L_0							
48 D	6.577	1.1817E-02	14.40	32.88	150.4	82.52	UL-RL	1.9826E+04	-9.400	0.000		
1.000	1.000	32.88	0.000	0.000	DI2_165_168_L_0							
49 D	8.738	1.1350E-02	17.60	43.69	153.6	83.91	UL-RL	1.9826E+04	-9.600	0.000		
1.000	1.000	43.69	0.000	0.000	DI2_165_168_L_0							
50 D	10.96	1.0877E-02	20.80	54.82	156.8	85.28	UL-RL	1.9826E+04	-9.800	0.000		
1.000	1.000	54.82	0.000	0.000	DI2_165_168_L_0							
51 D	13.22	1.0400E-02	24.00	66.12	160.0	86.65	UL-RL	1.9826E+04	-10.00	0.000		
1.000	1.000	66.12	0.000	0.000	DI2_165_168_L_0							
52 D	15.51	9.9175E-03	27.20	77.53	163.2	88.01	UL-RL	1.9826E+04	-10.20	0.000		
1.000	1.000	77.53	0.000	0.000	DI2_165_168_L_0							
53 D	17.75	9.4311E-03	30.40	88.77	166.4	90.63	UL-RL	1.9826E+04	-10.40	0.000		
1.000	1.000	88.77	0.000	0.000	DI2_165_168_L_0							
54 D	19.95	8.9409E-03	33.60	99.76	169.6	101.7	UL-RL	1.9826E+04	-10.60	0.000		
1.000	1.000	99.76	0.000	0.000	DI2_165_168_L_0							
55 D	22.31	8.4477E-03	36.80	111.5	172.8	113.5	UL-RL	1.9826E+04	-10.80	0.000		
1.000	1.000	111.5	0.000	0.000	DI2_165_168_L_0							
56 D	24.66	7.9517E-03	40.00	123.3	176.0	125.3	UL-RL	1.9826E+04	-11.00	0.000		
1.000	1.000	123.3	0.000	0.000	DI2_165_168_L_0							
57 D	27.02	7.4536E-03	43.20	135.1	179.2	137.1	UL-RL	1.9826E+04	-11.20	0.000		
1.000	1.000	135.1	0.000	0.000	DI2_165_168_L_0							
58 D	29.37	6.9536E-03	46.40	146.9	182.4	149.0	UL-RL	1.9826E+04	-11.40	0.000		
1.000	1.000	146.9	0.000	0.000	DI2_165_168_L_0							
59 D	31.73	6.4523E-03	49.60	158.7	185.6	160.8	UL-RL	1.9826E+04	-11.60	0.000		
1.000	1.000	158.7	0.000	0.000	DI2_165_168_L_0							
60 D	31.17	5.9498E-03	52.80	155.8	188.8	158.0	UL-RL	1.9826E+04	-11.80	0.000		
1.000	1.000	155.8	0.000	0.000	DI2_165_168_L_0							
61 D	30.12	5.4466E-03	56.00	150.6	192.0	152.8	UL-RL	1.9826E+04	-12.00	0.000		
1.000	1.000	150.6	0.000	0.000	DI2_165_168_L_0							

```
  62 D   29.06      4.9428E-03   59.20       145.3       195.2       147.5          UL-RL  1.9826E+04  -12.20       0.000
1.000       1.000       145.3       0.000       0.000     DI2_165_168_L_0
  63 D   27.99      4.4386E-03   62.40       140.0       198.4       142.3          UL-RL  1.9826E+04  -12.40       0.000
1.000       1.000       140.0       0.000       0.000     DI2_165_168_L_0
  64 D   26.93      3.9342E-03   65.60       134.6       201.6       137.0          UL-RL  1.9826E+04  -12.60       0.000
1.000       1.000       134.6       0.000       0.000     DI2_165_168_L_0
  65 D   25.86      3.4296E-03   68.80       129.3       204.8       131.7          UL-RL  1.9826E+04  -12.80       0.000
1.000       1.000       129.3       0.000       0.000     DI2_165_168_L_0
  66 D   24.47      2.9250E-03   72.00       122.3       208.0       124.8          UL-RL  1.9826E+04  -13.00       0.000
1.000       1.000       122.3       0.000       0.000     DI2_165_168_L_0
  67 D   22.90      2.4204E-03   75.20       114.5       211.2       122.9          UL-RL  1.9826E+04  -13.20       0.000
1.000       1.000       114.5       0.000       0.000     DI2_165_168_L_0
  68 D   16.00      1.9158E-03   78.40       106.7       214.4       121.6          UL-RL  1.9826E+04  -13.40       0.000
1.000       1.000       106.7       0.000       0.000     DI2_165_168_L_0
  69 D   5.139      1.6634E-03   80.00       102.8       216.0       120.9          UL-RL  1.9826E+04  -13.50       0.000
1.000       1.000       102.8       0.000       0.000     DI2_165_168_L_0
```

```
+-------------------------------------------------------------------------------------------------------------------------+
|                   PARATIEPLUS(TM)   NLS ENGINE RELEASE  2018.0    FULL VERSION  *Build date:Nov 13, 2017*              |
|                                                                                                                         |
|                                      NewProject.BaseDesignSection_28.A2M2R1_1213                                        |
|                                    Exe Time : 4 September 2018 18:06:12                                                 |
+-------------------------------------------------------------------------------------------------------------------------+
New Project


S T R E S S   R E S U L T S   F O R   G R O U P   N O.   3

WallElement_33                                                  :
ELEMENT TYPE    2 NO.OF ELEMENTS. IN THIS GROUP   68
C U R R E N T   T I M E   I S     5.0000

 WALL2D ELEMENT

   EL      TA          TB          MA          MB
-------------------------------------------------------
    1 -148.48      148.48    -9.92850E-11 -29.695
    2 -148.21      148.21      29.695     -59.337
    3 -147.66      147.66      59.337     -88.869
    4 -146.80      146.80      88.869     -118.23
    5 -145.63      145.63      118.23     -147.36
    6 -144.12      144.12      147.36     -176.18
    7 -142.29      142.29      176.18     -204.64
    8 -140.10      140.10      204.64     -232.66
    9 -137.53      137.53      232.66     -260.17
   10 -134.60      134.60      260.17     -287.09
   11 -131.32      131.32      287.09     -313.35
   12 -127.77      127.77      313.35     -338.90
   13 -123.88      123.88      338.90     -363.68
   14 -119.68      119.68      363.68     -387.62
   15 -115.16      115.16      387.62     -410.65
   16 -110.34      110.34      410.65     -432.72
   17 -105.22      105.22      432.72     -453.76
   18 -99.837      99.837      453.76     -473.73
   19 -94.157      94.157      473.73     -492.56
   20 -88.195      88.195      492.56     -510.20
   21 -81.938      81.938      510.20     -526.59
   22 -75.388      75.388      526.59     -541.66
   23 -68.574      68.574      541.66     -555.38
   24 -61.470      61.470      555.38     -567.67
   25 -54.078      54.078      567.67     -578.49
   26 -47.314      47.314      578.49     -587.95
   27 -40.286      40.286      587.95     -596.01
   28 -33.012      33.012      596.01     -602.61
   29 -25.474      25.474      602.61     -607.71
   30 -17.672      17.672      607.71     -611.24
   31 -9.6082      9.6082      611.24     -613.16
   32 -1.2823      1.2823      613.16     -613.42
   33  7.3050     -7.3050      613.42     -611.96
   34  16.137     -16.137      611.96     -608.73
   35  25.230     -25.230      608.73     -603.68
   36  34.583     -34.583      603.68     -596.77
   37  44.196     -44.196      596.77     -587.93
   38  54.069     -54.069      587.93     -577.11
   39  64.186     -64.186      577.11     -564.28
   40  74.563     -74.563      564.28     -549.36
   41  85.198     -85.198      549.36     -532.32
   42  96.091     -96.091      532.32     -513.11
   43  107.24     -107.24      513.11     -491.66
   44  118.65     -118.65      491.66     -467.93
   45  130.11     -130.11      467.93     -441.91
   46  141.51     -141.51      441.91     -413.61
   47  149.11     -149.11      413.61     -383.78
   48  154.96     -154.96      383.78     -352.79
   49  158.90     -158.90      352.79     -321.01
   50  160.85     -160.85      321.01     -288.84
   51  160.80     -160.80      288.84     -256.68
   52  158.72     -158.72      256.68     -224.94
```

53	154.65	-154.65	224.94	-194.01
54	148.63	-148.63	194.01	-164.28
55	140.51	-140.51	164.28	-136.18
56	130.27	-130.27	136.18	-110.13
57	117.94	-117.94	110.13	-86.540
58	103.49	-103.49	86.540	-65.841
59	86.946	-86.946	65.841	-48.452
60	71.211	-71.211	48.452	-34.210
61	56.772	-56.772	34.210	-22.855
62	43.625	-43.625	22.855	-14.130
63	31.774	-31.774	14.130	-7.7754
64	21.224	-21.224	7.7754	-3.5306
65	11.976	-11.976	3.5306	-1.1353
66	4.9123	-4.9123	1.1353	-0.15285
67	0.80190	-0.80190	0.15285	7.53299E-03
68	-7.53224E-02	7.53224E-02	-7.53299E-03	1.82091E-10

```
+-------------------------------------------------------------------------------------------------------------------------------+
|                   PARATIEPLUS(TM)   NLS ENGINE RELEASE  2018.0    FULL VERSION  *Build date:Nov 13, 2017*                    |
|                                                                                                                               |
|                                     NewProject.BaseDesignSection_28.A2M2R1_1213                                               |
|                                  Exe Time : 4 September 2018 18:06:12                                                         |
+-------------------------------------------------------------------------------------------------------------------------------+
New Project


S T R E S S    R E S U L T S    F O R    G R O U P    N O.    4

Tieback_175                                                  :
ELEMENT TYPE    6 NO.OF ELEMENTS. IN THIS GROUP    1
C U R R E N T    T I M E    I S      5.0000

 POST-TENSION 2D-BOUNDARY ELEMENT

         EL    FORCE          d0          EDISPL     pl. eps          K     -ve limit   +ve limit
-------------------------------------------------------------------------------------------------------------
 ANCHOR    1   171.45     -1.62242E-03  2.09626E-02   0.0000       1458.7       0.0000       0.0000     ELASTIC  ORIGINAL
YOUNG MODULUS

 ITER     0 RNORM = 0.000     RMNORM= 0.000
             RINORM=0.1507E+07 RIMNOR=0.2206E+08
             RENORM=0.1309E-03 REMNOR=0.1271E-16 RATIO =0.9318E-05 TOLER =0.1000E-03      CONVERGED !
             RFMAX = 160.9     RMMAX = 613.4
             RTSMAL=0.1000E-02 RMSMAL=0.1000E-02
             RDT   =0.1507E+07 RDR   =0.2206E+08
             RATIOT=0.9318E-05 RATIOR= 0.000
             MAX UN=0.1013E-01 IEQ=    39 NODE     20 DOF   1  Y-DISPL.F
             MIN UN=-.1218E-02 IEQ=    87 NODE     44 DOF   1  Y-DISPL.F
             NO. OF CONTACT CONSTRAINT VIOLATIONS     0


 ITER     1 RNORM = 0.000     RMNORM= 0.000
             RINORM=0.1507E+07 RIMNOR=0.2206E+08
             RENORM=0.2270E-05 REMNOR=0.8376E-17 RATIO =0.1227E-05 TOLER =0.1000E-03      CONVERGED !
             RFMAX = 160.9     RMMAX = 613.4
             RTSMAL=0.1000E-02 RMSMAL=0.1000E-02
             RDT   =0.1507E+07 RDR   =0.2206E+08
             RATIOT=0.1227E-05 RATIOR= 0.000
             MAX UN=0.3776E-03 IEQ=     3 NODE      2 DOF   1  Y-DISPL.F
             MIN UN=-.1378E-07 IEQ=    77 NODE     39 DOF   1  Y-DISPL.F
             NO. OF CONTACT CONSTRAINT VIOLATIONS     0


 ITER     2 RNORM = 0.000     RMNORM= 0.000
             RINORM=0.1507E+07 RIMNOR=0.2206E+08
             RENORM=0.2926E-14 REMNOR=0.9870E-17 RATIO =0.4406E-10 TOLER =0.1000E-03      CONVERGED !
             RFMAX = 160.9     RMMAX = 613.4
             RTSMAL=0.1000E-02 RMSMAL=0.1000E-02
             RDT   =0.1507E+07 RDR   =0.2206E+08
             RATIOT=0.4406E-10 RATIOR= 0.000
             MAX UN=0.1523E-07 IEQ=    71 NODE     36 DOF   1  Y-DISPL.F
             MIN UN=-.2226E-07 IEQ=     7 NODE      4 DOF   1  Y-DISPL.F
             NO. OF CONTACT CONSTRAINT VIOLATIONS     0
```

```
+---------------------------------------------------------------------------------------------------------------------+
|                   PARATIEPLUS(TM)   NLS ENGINE RELEASE  2018.0    FULL VERSION  *Build date:Nov 13, 2017*            |
|                                                                                                                     |
|                                      NewProject.BaseDesignSection_28.A2M2R1_1213                                    |
|                                   Exe Time : 4 September 2018 18:06:12                                              |
+---------------------------------------------------------------------------------------------------------------------+
New Project
SOLUTION REACHED USING     2 ITERATIONS ON   40

P R I N T   O U T   F O R   T I M E   S T E P    6     ( AT TIME   6.000     )

PRINT OUT OF ACTIVE COMPONENTS (FIXED NODES ARE NOT PRINTED OUT)

          Y-DISPL.F        X-ROT. F
            (02)             (04)            (
    1   2.4380680E-02  -6.5183899E-04
    2   2.4250231E-02  -6.5304389E-04
    3   2.4119301E-02  -6.5665645E-04
    4   2.3987409E-02  -6.6267003E-04
    5   2.3854074E-02  -6.7107325E-04
    6   2.3718821E-02  -6.8184963E-04
    7   2.3581178E-02  -6.9497741E-04
    8   2.3440675E-02  -7.1042950E-04
    9   2.3296853E-02  -7.2817329E-04
   10   2.3149256E-02  -7.4817015E-04
   11   2.2997438E-02  -7.7037544E-04
   12   2.2840962E-02  -7.9473875E-04
   13   2.2679402E-02  -8.2120463E-04
   14   2.2512344E-02  -8.4971267E-04
   15   2.2339385E-02  -8.8019724E-04
   16   2.2160138E-02  -9.1258758E-04
   17   2.1974227E-02  -9.4680813E-04
   18   2.1781297E-02  -9.8277786E-04
   19   2.1581005E-02  -1.0204117E-03
   20   2.1373027E-02  -1.0596198E-03
   21   2.1157060E-02  -1.1003075E-03
   22   2.0932813E-02  -1.1423758E-03
   23   2.0700024E-02  -1.1857206E-03
   24   2.0458447E-02  -1.2302335E-03
   25   2.0207860E-02  -1.2758014E-03
   26   1.9948064E-02  -1.3223069E-03
   27   1.9678884E-02  -1.3696347E-03
   28   1.9400164E-02  -1.4176734E-03
   29   1.9111775E-02  -1.4663069E-03
   30   1.8813610E-02  -1.5154148E-03
   31   1.8505586E-02  -1.5648727E-03
   32   1.8187648E-02  -1.6145517E-03
   33   1.7859761E-02  -1.6643192E-03
   34   1.7521923E-02  -1.7140377E-03
   35   1.7174159E-02  -1.7635660E-03
   36   1.6816519E-02  -1.8127585E-03
   37   1.6449089E-02  -1.8614654E-03
   38   1.6071978E-02  -1.9095332E-03
   39   1.5685329E-02  -1.9568035E-03
   40   1.5289320E-02  -2.0031142E-03
   41   1.4884159E-02  -2.0482989E-03
   42   1.4470087E-02  -2.0921872E-03
   43   1.4047382E-02  -2.1346043E-03
   44   1.3616355E-02  -2.1753714E-03
   45   1.3177358E-02  -2.2143052E-03
   46   1.2730770E-02  -2.2512206E-03
   47   1.2277016E-02  -2.2859319E-03
   48   1.1816554E-02  -2.3182849E-03
   49   1.1349867E-02  -2.3481703E-03
   50   1.0877459E-02  -2.3755087E-03
   51   1.0399839E-02  -2.4002526E-03
   52   9.9175194E-03  -2.4223868E-03
   53   9.4310694E-03  -2.4419267E-03
   54   8.9409424E-03  -2.4589248E-03
   55   8.4476636E-03  -2.4734618E-03
   56   7.9517141E-03  -2.4856525E-03
```

57	7.4535491E-03	-2.4956459E-03
58	6.9535901E-03	-2.5036251E-03
59	6.4522188E-03	-2.5098075E-03
60	5.9497701E-03	-2.5144446E-03
61	5.4465265E-03	-2.5177982E-03
62	4.9427200E-03	-2.5201134E-03
63	4.4385355E-03	-2.5216139E-03
64	3.9341153E-03	-2.5225026E-03
65	3.4295631E-03	-2.5229612E-03
66	2.9249487E-03	-2.5231505E-03
67	2.4203121E-03	-2.5232027E-03
68	1.9156707E-03	-2.5232086E-03
69	1.6633247E-03	-2.5232084E-03

```
+-------------------------------------------------------------------------------------------------------------------------------+
|                   PARATIEPLUS(TM)   NLS ENGINE RELEASE  2018.0    FULL VERSION  *Build date:Nov 13, 2017*                    |
|                                                                                                                               |
|                                     NewProject.BaseDesignSection_28.A2M2R1_1213                                               |
|                                  Exe Time : 4 September 2018 18:06:12                                                         |
+-------------------------------------------------------------------------------------------------------------------------------+
New Project


S T R E S S   R E S U L T S   F O R   G R O U P   N O.   1

0_L                                                              :
ELEMENT TYPE    5 NO.OF ELEMENTS. IN THIS GROUP   69
C U R R E N T   T I M E   I S      6.0000

 HARDENING 2D SOIL ELEMENT

 ****** TOTAL STRESS FORMULATION *****

  EL *   FORCE     DISPL-Y  VERTICAL-P  HORIZON.-P     MAX-V-P     MAX-H-P           STATE   STIFFNESS Z-LEVEL      PORE
E FACTOR    UFACTOR       Peq           Su_a         Su_p     LAYER
 ------------------------------------------------------------------------------------------------------------------------------
-------------------------------------------------------------------------------------------
   1 D  5.7860E-04 -2.4381E-02  1.4147E-02  5.7860E-03  1.4147E-02  0.9646          ACTIVE   0.000       0.000       0.000
1.000       1.000      5.7860E-03   0.000       0.000     DI1_164_167_L_0
   2 D  0.2666     -2.4250E-02   3.260       1.333       3.260       10.38          ACTIVE   0.000     -0.2000       0.000
1.000       1.000       1.333       0.000       0.000     DI1_164_167_L_0
   3 D  0.5494     -2.4119E-02   6.716       2.747       6.716       21.39          ACTIVE   0.000     -0.4000       0.000
1.000       1.000       2.747       0.000       0.000     DI1_164_167_L_0
   4 D  0.8545     -2.3987E-02   10.45       4.272       10.45       33.27          ACTIVE   0.000     -0.6000       0.000
1.000       1.000       4.272       0.000       0.000     DI1_164_167_L_0
   5 D   1.176     -2.3854E-02   14.38       5.880       14.38       45.79          ACTIVE   0.000     -0.8000       0.000
1.000       1.000       5.880       0.000       0.000     DI1_164_167_L_0
   6 D   1.505     -2.3719E-02   18.39       7.523       18.39       51.14          ACTIVE   0.000      -1.000       0.000
1.000       1.000       7.523       0.000       0.000     DI1_164_167_L_0
   7 D   1.834     -2.3581E-02   22.42       9.168       22.42       50.98          ACTIVE   0.000      -1.200       0.000
1.000       1.000       9.168       0.000       0.000     DI1_164_167_L_0
   8 D   2.187     -2.3441E-02   26.73       10.93       26.73       50.65          ACTIVE   0.000      -1.400       0.000
1.000       1.000       10.93       0.000       0.000     DI1_164_167_L_0
   9 D   2.571     -2.3297E-02   31.43       12.85       31.43       50.24          ACTIVE   0.000      -1.600       0.000
1.000       1.000       12.85       0.000       0.000     DI1_164_167_L_0
  10 D   2.932     -2.3149E-02   35.85       14.66       35.85       49.80          ACTIVE   0.000      -1.800       0.000
1.000       1.000       14.66       0.000       0.000     DI1_164_167_L_0
  11 D   3.277     -2.2997E-02   40.07       16.39       40.07       49.38          ACTIVE   0.000      -2.000       0.000
1.000       1.000       16.39       0.000       0.000     DI1_164_167_L_0
  12 D   3.558     -2.2841E-02   43.50       17.79       43.50       48.98          ACTIVE   0.000      -2.200       0.000
1.000       1.000       17.79       0.000       0.000     DI1_164_167_L_0
  13 D   3.885     -2.2679E-02   47.49       19.42       47.49       48.64          ACTIVE   0.000      -2.400       0.000
1.000       1.000       19.42       0.000       0.000     DI1_164_167_L_0
  14 D   4.203     -2.2512E-02   51.38       21.02       51.38       48.36          ACTIVE   0.000      -2.600       0.000
1.000       1.000       21.02       0.000       0.000     DI1_164_167_L_0
  15 D   4.515     -2.2339E-02   55.19       22.57       55.19       48.16          ACTIVE   0.000      -2.800       0.000
1.000       1.000       22.57       0.000       0.000     DI1_164_167_L_0
  16 D   4.820     -2.2160E-02   58.93       24.10       58.93       48.02          ACTIVE   0.000      -3.000       0.000
1.000       1.000       24.10       0.000       0.000     DI1_164_167_L_0
  17 D   5.121     -2.1974E-02   62.61       25.61       62.61       47.98          ACTIVE   0.000      -3.200       0.000
1.000       1.000       25.61       0.000       0.000     DI1_164_167_L_0
  18 D   5.384     -2.1781E-02   65.82       26.92       65.82       48.01          ACTIVE   0.000      -3.400       0.000
1.000       1.000       26.92       0.000       0.000     DI1_164_167_L_0
  19 D   5.680     -2.1581E-02   69.44       28.40       69.44       48.13          ACTIVE   0.000      -3.600       0.000
1.000       1.000       28.40       0.000       0.000     DI1_164_167_L_0
  20 D   5.972     -2.1373E-02   73.01       29.86       73.01       48.33          ACTIVE   0.000      -3.800       0.000
1.000       1.000       29.86       0.000       0.000     DI1_164_167_L_0
  21 D   6.262     -2.1157E-02   76.56       31.31       76.56       48.62          ACTIVE   0.000      -4.000       0.000
1.000       1.000       31.31       0.000       0.000     DI1_164_167_L_0
  22 D   6.550     -2.0933E-02   80.07       32.75       80.07       49.00          ACTIVE   0.000      -4.200       0.000
1.000       1.000       32.75       0.000       0.000     DI1_164_167_L_0
  23 D   6.813     -2.0700E-02   83.24       34.07       83.24       49.45           UL-RL   8338.      -4.400       0.000
1.000       1.000       34.07       0.000       0.000     DI1_164_167_L_0
  24 D   7.103     -2.0458E-02   86.72       35.52       86.72       49.99           UL-RL   8338.      -4.600       0.000
1.000       1.000       35.52       0.000       0.000     DI1_164_167_L_0
```

25 D	7.392	-2.0208E-02	90.19	36.96	90.19	50.60	UL-RL	8338.	-4.800	0.000	
1.000	1.000	36.96	0.000	0.000	DI1_164_167_L_0						
26 D	6.762	-1.9948E-02	93.63	33.81	93.63	54.45	UL-RL	1.9902E+04	-5.000	0.000	
1.000	1.000	33.81	0.000	0.000	DI2_165_168_L_0						
27 D	7.028	-1.9679E-02	97.06	35.14	97.06	54.28	UL-RL	1.9902E+04	-5.200	0.000	
1.000	1.000	35.14	0.000	0.000	DI2_165_168_L_0						
28 D	7.273	-1.9400E-02	100.2	36.36	100.2	54.28	UL-RL	1.9902E+04	-5.400	0.000	
1.000	1.000	36.36	0.000	0.000	DI2_165_168_L_0						
29 D	7.537	-1.9112E-02	103.6	37.68	103.6	54.43	UL-RL	1.9902E+04	-5.600	0.000	
1.000	1.000	37.68	0.000	0.000	DI2_165_168_L_0						
30 D	7.800	-1.8814E-02	107.0	39.00	107.0	54.80	UL-RL	1.9902E+04	-5.800	0.000	
1.000	1.000	39.00	0.000	0.000	DI2_165_168_L_0						
31 D	8.063	-1.8506E-02	110.4	40.31	110.4	56.25	UL-RL	1.9902E+04	-6.000	0.000	
1.000	1.000	40.31	0.000	0.000	DI2_165_168_L_0						
32 D	8.325	-1.8188E-02	113.8	41.62	113.8	57.70	UL-RL	1.9902E+04	-6.200	0.000	
1.000	1.000	41.62	0.000	0.000	DI2_165_168_L_0						
33 D	8.586	-1.7860E-02	117.2	42.93	117.2	59.16	UL-RL	1.9902E+04	-6.400	0.000	
1.000	1.000	42.93	0.000	0.000	DI2_165_168_L_0						
34 D	8.831	-1.7522E-02	120.3	44.16	120.3	60.62	UL-RL	1.9902E+04	-6.600	0.000	
1.000	1.000	44.16	0.000	0.000	DI2_165_168_L_0						
35 D	9.092	-1.7174E-02	123.7	45.46	123.7	62.08	UL-RL	1.9902E+04	-6.800	0.000	
1.000	1.000	45.46	0.000	0.000	DI2_165_168_L_0						
36 D	9.353	-1.6817E-02	127.0	46.76	127.0	63.55	UL-RL	1.9902E+04	-7.000	0.000	
1.000	1.000	46.76	0.000	0.000	DI2_165_168_L_0						
37 D	9.612	-1.6449E-02	130.4	48.06	130.4	65.02	UL-RL	1.9902E+04	-7.200	0.000	
1.000	1.000	48.06	0.000	0.000	DI2_165_168_L_0						
38 D	9.872	-1.6072E-02	133.7	49.36	133.7	66.49	UL-RL	1.9902E+04	-7.400	0.000	
1.000	1.000	49.36	0.000	0.000	DI2_165_168_L_0						
39 D	10.12	-1.5685E-02	136.9	50.58	136.9	67.96	UL-RL	1.9902E+04	-7.600	0.000	
1.000	1.000	50.58	0.000	0.000	DI2_165_168_L_0						
40 D	10.38	-1.5289E-02	140.2	51.88	140.2	69.44	UL-RL	1.9902E+04	-7.800	0.000	
1.000	1.000	51.88	0.000	0.000	DI2_165_168_L_0						
41 D	10.63	-1.4884E-02	143.5	53.17	143.5	70.92	UL-RL	1.9902E+04	-8.000	0.000	
1.000	1.000	53.17	0.000	0.000	DI2_165_168_L_0						
42 D	10.89	-1.4470E-02	146.9	54.46	146.9	72.41	UL-RL	1.9902E+04	-8.200	0.000	
1.000	1.000	54.46	0.000	0.000	DI2_165_168_L_0						
43 D	11.15	-1.4047E-02	150.2	55.75	150.2	73.89	UL-RL	1.9902E+04	-8.400	0.000	
1.000	1.000	55.75	0.000	0.000	DI2_165_168_L_0						
44 D	11.41	-1.3616E-02	153.5	57.04	153.5	75.38	UL-RL	1.9902E+04	-8.600	0.000	
1.000	1.000	57.04	0.000	0.000	DI2_165_168_L_0						
45 D	11.65	-1.3177E-02	156.7	58.26	156.7	76.87	UL-RL	1.9902E+04	-8.800	0.000	
1.000	1.000	58.26	0.000	0.000	DI2_165_168_L_0						
46 D	11.91	-1.2731E-02	160.0	59.54	160.0	78.37	UL-RL	1.9902E+04	-9.000	0.000	
1.000	1.000	59.54	0.000	0.000	DI2_165_168_L_0						
47 D	12.16	-1.2277E-02	163.3	60.82	163.3	79.86	UL-RL	1.9902E+04	-9.200	0.000	
1.000	1.000	60.82	0.000	0.000	DI2_165_168_L_0						
48 D	12.42	-1.1817E-02	166.6	62.10	166.6	81.36	UL-RL	1.9902E+04	-9.400	0.000	
1.000	1.000	62.10	0.000	0.000	DI2_165_168_L_0						
49 D	12.68	-1.1350E-02	169.9	63.38	169.9	82.86	UL-RL	1.9902E+04	-9.600	0.000	
1.000	1.000	63.38	0.000	0.000	DI2_165_168_L_0						
50 D	12.92	-1.0877E-02	173.1	64.60	173.1	84.37	UL-RL	1.9902E+04	-9.800	0.000	
1.000	1.000	64.60	0.000	0.000	DI2_165_168_L_0						
51 D	13.17	-1.0400E-02	176.4	65.87	176.4	85.87	UL-RL	1.9902E+04	-10.00	0.000	
1.000	1.000	65.87	0.000	0.000	DI2_165_168_L_0						
52 D	13.43	-9.9175E-03	179.7	67.14	179.7	87.38	UL-RL	1.9902E+04	-10.20	0.000	
1.000	1.000	67.14	0.000	0.000	DI2_165_168_L_0						
53 D	13.68	-9.4311E-03	182.9	68.40	182.9	88.89	UL-RL	1.9902E+04	-10.40	0.000	
1.000	1.000	68.40	0.000	0.000	DI2_165_168_L_0						
54 D	13.93	-8.9409E-03	186.2	69.67	186.2	90.40	UL-RL	1.9902E+04	-10.60	0.000	
1.000	1.000	69.67	0.000	0.000	DI2_165_168_L_0						
55 D	14.19	-8.4477E-03	189.5	70.93	189.5	91.92	UL-RL	1.9902E+04	-10.80	0.000	
1.000	1.000	70.93	0.000	0.000	DI2_165_168_L_0						
56 D	14.43	-7.9517E-03	192.7	72.14	192.7	93.43	UL-RL	1.9902E+04	-11.00	0.000	
1.000	1.000	72.14	0.000	0.000	DI2_165_168_L_0						
57 D	14.68	-7.4535E-03	196.0	73.40	196.0	94.95	UL-RL	1.9902E+04	-11.20	0.000	
1.000	1.000	73.40	0.000	0.000	DI2_165_168_L_0						
58 D	14.93	-6.9536E-03	199.3	74.66	199.3	96.47	UL-RL	1.9902E+04	-11.40	0.000	
1.000	1.000	74.66	0.000	0.000	DI2_165_168_L_0						
59 D	15.18	-6.4522E-03	202.6	75.92	202.6	97.99	UL-RL	1.9902E+04	-11.60	0.000	
1.000	1.000	75.92	0.000	0.000	DI2_165_168_L_0						
60 D	15.43	-5.9498E-03	205.8	77.17	205.8	99.52	UL-RL	1.9902E+04	-11.80	0.000	
1.000	1.000	77.17	0.000	0.000	DI2_165_168_L_0						
61 D	15.68	-5.4465E-03	209.0	78.38	209.0	101.0	UL-RL	1.9902E+04	-12.00	0.000	
1.000	1.000	78.38	0.000	0.000	DI2_165_168_L_0						

```
  62 D   15.91     -4.9427E-03   212.0       79.55       212.0       102.6          UL-RL  1.9902E+04  -12.20       0.000
1.000       1.000       79.55       0.000       0.000     DI2_165_168_L_0
  63 D   16.14     -4.4385E-03   215.1       80.72       215.1       104.1          UL-RL  1.9902E+04  -12.40       0.000
1.000       1.000       80.72       0.000       0.000     DI2_165_168_L_0
  64 D   16.38     -3.9341E-03   218.2       81.88       218.2       105.6          UL-RL  1.9902E+04  -12.60       0.000
1.000       1.000       81.88       0.000       0.000     DI2_165_168_L_0
  65 D   16.61     -3.4296E-03   221.2       83.05       221.2       107.2          UL-RL  1.9902E+04  -12.80       0.000
1.000       1.000       83.05       0.000       0.000     DI2_165_168_L_0
  66 D   17.40     -2.9249E-03   224.3       87.02       224.3       108.7          UL-RL  1.9902E+04  -13.00       0.000
1.000       1.000       87.02       0.000       0.000     DI2_165_168_L_0
  67 D   18.79     -2.4203E-03   227.3       93.93       227.3       110.2          UL-RL  1.9902E+04  -13.20       0.000
1.000       1.000       93.93       0.000       0.000     DI2_165_168_L_0
  68 D   15.12     -1.9157E-03   230.4       100.8       230.4       111.8          UL-RL  1.9902E+04  -13.40       0.000
1.000       1.000       100.8       0.000       0.000     DI2_165_168_L_0
  69 D   5.214     -1.6633E-03   231.9       104.3       231.9       112.5          UL-RL  1.9902E+04  -13.50       0.000
1.000       1.000       104.3       0.000       0.000     DI2_165_168_L_0
```

```
+-----------------------------------------------------------------------------------------------------------------------+
|                  PARATIEPLUS(TM)   NLS ENGINE RELEASE  2018.0    FULL VERSION  *Build date:Nov 13, 2017*              |
|                                                                                                                       |
|                                     NewProject.BaseDesignSection_28.A2M2R1_1213                                       |
|                                 Exe Time : 4 September 2018 18:06:12                                                  |
+-----------------------------------------------------------------------------------------------------------------------+
New Project


S T R E S S   R E S U L T S   F O R   G R O U P   N O.   2

0_R                                                                :
ELEMENT TYPE    5 NO.OF ELEMENTS. IN THIS GROUP   69
C U R R E N T   T I M E   I S     6.0000

 HARDENING 2D SOIL ELEMENT

 ****** TOTAL STRESS FORMULATION *****

 EL *   FORCE     DISPL-Y  VERTICAL-P  HORIZON.-P     MAX-V-P     MAX-H-P          STATE   STIFFNESS Z-LEVEL      PORE
E FACTOR    UFACTOR       Peq          Su_a        Su_p     LAYER
 ---------------------------------------------------------------------------------------------------------------------------
-----------------------------------------------------------------------------------------------
   1     0.000         --          --          --          --          --          REMOVED     --        0.000       0.000
1.000       1.000       0.000       0.000       0.000     not available
   2     0.000         --          --          --          --          --          REMOVED     --      -0.2000       0.000
1.000       1.000       0.000       0.000       0.000     not available
   3     0.000         --          --          --          --          --          REMOVED     --      -0.4000       0.000
1.000       1.000       0.000       0.000       0.000     not available
   4     0.000         --          --          --          --          --          REMOVED     --      -0.6000       0.000
1.000       1.000       0.000       0.000       0.000     not available
   5     0.000         --          --          --          --          --          REMOVED     --      -0.8000       0.000
1.000       1.000       0.000       0.000       0.000     not available
   6     0.000         --          --          --          --          --          REMOVED     --       -1.000       0.000
1.000       1.000       0.000       0.000       0.000     not available
   7     0.000         --          --          --          --          --          REMOVED     --       -1.200       0.000
1.000       1.000       0.000       0.000       0.000     not available
   8     0.000         --          --          --          --          --          REMOVED     --       -1.400       0.000
1.000       1.000       0.000       0.000       0.000     not available
   9     0.000         --          --          --          --          --          REMOVED     --       -1.600       0.000
1.000       1.000       0.000       0.000       0.000     not available
  10     0.000         --          --          --          --          --          REMOVED     --       -1.800       0.000
1.000       1.000       0.000       0.000       0.000     not available
  11     0.000         --          --          --          --          --          REMOVED     --       -2.000       0.000
1.000       1.000       0.000       0.000       0.000     not available
  12     0.000         --          --          --          --          --          REMOVED     --       -2.200       0.000
1.000       1.000       0.000       0.000       0.000     not available
  13     0.000         --          --          --          --          --          REMOVED     --       -2.400       0.000
1.000       1.000       0.000       0.000       0.000     not available
  14     0.000         --          --          --          --          --          REMOVED     --       -2.600       0.000
1.000       1.000       0.000       0.000       0.000     not available
  15     0.000         --          --          --          --          --          REMOVED     --       -2.800       0.000
1.000       1.000       0.000       0.000       0.000     not available
  16     0.000         --          --          --          --          --          REMOVED     --       -3.000       0.000
1.000       1.000       0.000       0.000       0.000     not available
  17     0.000         --          --          --          --          --          REMOVED     --       -3.200       0.000
1.000       1.000       0.000       0.000       0.000     not available
  18     0.000         --          --          --          --          --          REMOVED     --       -3.400       0.000
1.000       1.000       0.000       0.000       0.000     not available
  19     0.000         --          --          --          --          --          REMOVED     --       -3.600       0.000
1.000       1.000       0.000       0.000       0.000     not available
  20     0.000         --          --          --          --          --          REMOVED     --       -3.800       0.000
1.000       1.000       0.000       0.000       0.000     not available
  21     0.000         --          --          --          --          --          REMOVED     --       -4.000       0.000
1.000       1.000       0.000       0.000       0.000     not available
  22     0.000         --          --          --          --          --          REMOVED     --       -4.200       0.000
1.000       1.000       0.000       0.000       0.000     not available
  23     0.000         --          --          --          --          --          REMOVED     --       -4.400       0.000
1.000       1.000       0.000       0.000       0.000     not available
  24     0.000         --          --          --          --          --          REMOVED     --       -4.600       0.000
1.000       1.000       0.000       0.000       0.000     not available
```

25	0.000	--	--	--	--	--	REMOVED	--	-4.800	0.000		
1.000	1.000	0.000	0.000	0.000	not available							
26	0.000	--	--	--	--	--	REMOVED	--	-5.000	0.000		
1.000	1.000	0.000	0.000	0.000	not available							
27	0.000	--	--	--	--	--	REMOVED	--	-5.200	0.000		
1.000	1.000	0.000	0.000	0.000	not available							
28	0.000	--	--	--	--	--	REMOVED	--	-5.400	0.000		
1.000	1.000	0.000	0.000	0.000	not available							
29	0.000	--	--	--	--	--	REMOVED	--	-5.600	0.000		
1.000	1.000	0.000	0.000	0.000	not available							
30	0.000	--	--	--	--	--	REMOVED	--	-5.800	0.000		
1.000	1.000	0.000	0.000	0.000	not available							
31	0.000	--	--	--	--	--	REMOVED	--	-6.000	0.000		
1.000	1.000	0.000	0.000	0.000	not available							
32	0.000	--	--	--	--	--	REMOVED	--	-6.200	0.000		
1.000	1.000	0.000	0.000	0.000	not available							
33	0.000	--	--	--	--	--	REMOVED	--	-6.400	0.000		
1.000	1.000	0.000	0.000	0.000	not available							
34	0.000	--	--	--	--	--	REMOVED	--	-6.600	0.000		
1.000	1.000	0.000	0.000	0.000	not available							
35	0.000	--	--	--	--	--	REMOVED	--	-6.800	0.000		
1.000	1.000	0.000	0.000	0.000	not available							
36	0.000	--	--	--	--	--	REMOVED	--	-7.000	0.000		
1.000	1.000	0.000	0.000	0.000	not available							
37	0.000	--	--	--	--	--	REMOVED	--	-7.200	0.000		
1.000	1.000	0.000	0.000	0.000	not available							
38	0.000	--	--	--	--	--	REMOVED	--	-7.400	0.000		
1.000	1.000	0.000	0.000	0.000	not available							
39	0.000	--	--	--	--	--	REMOVED	--	-7.600	0.000		
1.000	1.000	0.000	0.000	0.000	not available							
40	0.000	--	--	--	--	--	REMOVED	--	-7.800	0.000		
1.000	1.000	0.000	0.000	0.000	not available							
41	0.000	--	--	--	--	--	REMOVED	--	-8.000	0.000		
1.000	1.000	0.000	0.000	0.000	not available							
42	0.000	--	--	--	--	--	REMOVED	--	-8.200	0.000		
1.000	1.000	0.000	0.000	0.000	not available							
43	0.000	--	--	--	--	--	REMOVED	--	-8.400	0.000		
1.000	1.000	0.000	0.000	0.000	not available							
44 D	1.5497E-03	1.3616E-02	1.600	7.7487E-03	1.600	0.8000	UL-RL	1.9826E+04	-8.600	0.000		
1.000	1.000	7.7487E-03	0.000	0.000	DI2_165_168_L_0							
45 D	0.1960	1.3177E-02	4.800	0.9800	4.800	2.400	UL-RL	1.9826E+04	-8.800	0.000		
1.000	1.000	0.9800	0.000	0.000	DI2_165_168_L_0							
46 D	0.5040	1.2731E-02	8.000	2.520	8.000	4.000	UL-RL	1.9826E+04	-9.000	0.000		
1.000	1.000	2.520	0.000	0.000	DI2_165_168_L_0							
47 D	4.562	1.2277E-02	11.20	22.81	147.2	81.13	UL-RL	1.9826E+04	-9.200	0.000		
1.000	1.000	22.81	0.000	0.000	DI2_165_168_L_0							
48 D	6.577	1.1817E-02	14.40	32.88	150.4	82.52	UL-RL	1.9826E+04	-9.400	0.000		
1.000	1.000	32.88	0.000	0.000	DI2_165_168_L_0							
49 D	8.739	1.1350E-02	17.60	43.69	153.6	83.91	UL-RL	1.9826E+04	-9.600	0.000		
1.000	1.000	43.69	0.000	0.000	DI2_165_168_L_0							
50 D	10.96	1.0877E-02	20.80	54.82	156.8	85.28	UL-RL	1.9826E+04	-9.800	0.000		
1.000	1.000	54.82	0.000	0.000	DI2_165_168_L_0							
51 D	13.22	1.0400E-02	24.00	66.12	160.0	86.65	UL-RL	1.9826E+04	-10.00	0.000		
1.000	1.000	66.12	0.000	0.000	DI2_165_168_L_0							
52 D	15.51	9.9175E-03	27.20	77.53	163.2	88.01	UL-RL	1.9826E+04	-10.20	0.000		
1.000	1.000	77.53	0.000	0.000	DI2_165_168_L_0							
53 D	17.75	9.4311E-03	30.40	88.77	166.4	90.63	UL-RL	1.9826E+04	-10.40	0.000		
1.000	1.000	88.77	0.000	0.000	DI2_165_168_L_0							
54 D	19.95	8.9409E-03	33.60	99.76	169.6	101.7	UL-RL	1.9826E+04	-10.60	0.000		
1.000	1.000	99.76	0.000	0.000	DI2_165_168_L_0							
55 D	22.31	8.4477E-03	36.80	111.5	172.8	113.5	UL-RL	1.9826E+04	-10.80	0.000		
1.000	1.000	111.5	0.000	0.000	DI2_165_168_L_0							
56 D	24.66	7.9517E-03	40.00	123.3	176.0	125.3	UL-RL	1.9826E+04	-11.00	0.000		
1.000	1.000	123.3	0.000	0.000	DI2_165_168_L_0							
57 D	27.02	7.4535E-03	43.20	135.1	179.2	137.1	UL-RL	1.9826E+04	-11.20	0.000		
1.000	1.000	135.1	0.000	0.000	DI2_165_168_L_0							
58 D	29.37	6.9536E-03	46.40	146.9	182.4	149.0	UL-RL	1.9826E+04	-11.40	0.000		
1.000	1.000	146.9	0.000	0.000	DI2_165_168_L_0							
59 D	31.73	6.4522E-03	49.60	158.7	185.6	160.8	UL-RL	1.9826E+04	-11.60	0.000		
1.000	1.000	158.7	0.000	0.000	DI2_165_168_L_0							
60 D	31.17	5.9498E-03	52.80	155.8	188.8	158.0	UL-RL	1.9826E+04	-11.80	0.000		
1.000	1.000	155.8	0.000	0.000	DI2_165_168_L_0							
61 D	30.11	5.4465E-03	56.00	150.6	192.0	152.8	UL-RL	1.9826E+04	-12.00	0.000		
1.000	1.000	150.6	0.000	0.000	DI2_165_168_L_0							

```
  62 D   29.06      4.9427E-03   59.20       145.3       195.2       147.5          UL-RL  1.9826E+04  -12.20       0.000
1.000       1.000       145.3       0.000       0.000     DI2_165_168_L_0
  63 D   27.99      4.4385E-03   62.40       140.0       198.4       142.3          UL-RL  1.9826E+04  -12.40       0.000
1.000       1.000       140.0       0.000       0.000     DI2_165_168_L_0
  64 D   26.93      3.9341E-03   65.60       134.6       201.6       137.0          UL-RL  1.9826E+04  -12.60       0.000
1.000       1.000       134.6       0.000       0.000     DI2_165_168_L_0
  65 D   25.86      3.4296E-03   68.80       129.3       204.8       131.7          UL-RL  1.9826E+04  -12.80       0.000
1.000       1.000       129.3       0.000       0.000     DI2_165_168_L_0
  66 D   24.47      2.9249E-03   72.00       122.3       208.0       124.8          UL-RL  1.9826E+04  -13.00       0.000
1.000       1.000       122.3       0.000       0.000     DI2_165_168_L_0
  67 D   22.89      2.4203E-03   75.20       114.5       211.2       122.9          UL-RL  1.9826E+04  -13.20       0.000
1.000       1.000       114.5       0.000       0.000     DI2_165_168_L_0
  68 D   16.00      1.9157E-03   78.40       106.7       214.4       121.6          UL-RL  1.9826E+04  -13.40       0.000
1.000       1.000       106.7       0.000       0.000     DI2_165_168_L_0
  69 D   5.139      1.6633E-03   80.00       102.8       216.0       120.9          UL-RL  1.9826E+04  -13.50       0.000
1.000       1.000       102.8       0.000       0.000     DI2_165_168_L_0
```

```
+-------------------------------------------------------------------------------------------------------------------------+
|                   PARATIEPLUS(TM)   NLS ENGINE RELEASE  2018.0    FULL VERSION  *Build date:Nov 13, 2017*              |
|                                                                                                                         |
|                                      NewProject.BaseDesignSection_28.A2M2R1_1213                                        |
|                                    Exe Time : 4 September 2018 18:06:12                                                 |
+-------------------------------------------------------------------------------------------------------------------------+
New Project


S T R E S S   R E S U L T S   F O R   G R O U P   N O.   3

WallElement_33                                                :
ELEMENT TYPE    2 NO.OF ELEMENTS. IN THIS GROUP   68
C U R R E N T   T I M E   I S     6.0000

 WALL2D ELEMENT

   EL      TA          TB          MA          MB
-------------------------------------------------------
    1 -148.48      148.48     1.09090E-10 -29.695
    2 -148.21      148.21      29.695     -59.337
    3 -147.66      147.66      59.337     -88.869
    4 -146.81      146.81      88.869     -118.23
    5 -145.63      145.63      118.23     -147.36
    6 -144.13      144.13      147.36     -176.18
    7 -142.29      142.29      176.18     -204.64
    8 -140.10      140.10      204.64     -232.66
    9 -137.53      137.53      232.66     -260.17
   10 -134.60      134.60      260.17     -287.09
   11 -131.32      131.32      287.09     -313.35
   12 -127.77      127.77      313.35     -338.91
   13 -123.88      123.88      338.91     -363.68
   14 -119.68      119.68      363.68     -387.62
   15 -115.16      115.16      387.62     -410.65
   16 -110.34      110.34      410.65     -432.72
   17 -105.22      105.22      432.72     -453.76
   18 -99.838      99.838      453.76     -473.73
   19 -94.158      94.158      473.73     -492.56
   20 -88.186      88.186      492.56     -510.20
   21 -81.923      81.923      510.20     -526.59
   22 -75.373      75.373      526.59     -541.66
   23 -68.560      68.560      541.66     -555.37
   24 -61.457      61.457      555.37     -567.66
   25 -54.065      54.065      567.66     -578.48
   26 -47.303      47.303      578.48     -587.94
   27 -40.275      40.275      587.94     -595.99
   28 -33.003      33.003      595.99     -602.59
   29 -25.466      25.466      602.59     -607.69
   30 -17.666      17.666      607.69     -611.22
   31 -9.6026      9.6026      611.22     -613.14
   32 -1.2777      1.2777      613.14     -613.39
   33  7.3087     -7.3087      613.39     -611.93
   34  16.140     -16.140      611.93     -608.71
   35  25.232     -25.232      608.71     -603.66
   36  34.585     -34.585      603.66     -596.74
   37  44.197     -44.197      596.74     -587.90
   38  54.069     -54.069      587.90     -577.09
   39  64.186     -64.186      577.09     -564.25
   40  74.562     -74.562      564.25     -549.34
   41  85.196     -85.196      549.34     -532.30
   42  96.089     -96.089      532.30     -513.08
   43  107.24     -107.24      513.08     -491.63
   44  118.64     -118.64      491.63     -467.91
   45  130.10     -130.10      467.91     -441.89
   46  141.51     -141.51      441.89     -413.58
   47  149.11     -149.11      413.58     -383.76
   48  154.95     -154.95      383.76     -352.77
   49  158.89     -158.89      352.77     -320.99
   50  160.84     -160.84      320.99     -288.83
   51  160.79     -160.79      288.83     -256.67
   52  158.71     -158.71      256.67     -224.92
```

53	154.64	−154.64	224.92	−194.00
54	148.62	−148.62	194.00	−164.27
55	140.50	−140.50	164.27	−136.17
56	130.27	−130.27	136.17	−110.12
57	117.93	−117.93	110.12	−86.532
58	103.49	−103.49	86.532	−65.835
59	86.941	−86.941	65.835	−48.447
60	71.206	−71.206	48.447	−34.205
61	56.767	−56.767	34.205	−22.852
62	43.621	−43.621	22.852	−14.128
63	31.771	−31.771	14.128	−7.7738
64	21.221	−21.221	7.7738	−3.5296
65	11.974	−11.974	3.5296	−1.1348
66	4.9107	−4.9107	1.1348	−0.15266
67	0.80108	−0.80108	0.15266	7.55419E−03
68	−7.55343E−02	7.55343E−02	−7.55419E−03	−6.28857E−11

```
+-------------------------------------------------------------------------------------------------------------------------------+
|                   PARATIEPLUS(TM)   NLS ENGINE RELEASE  2018.0    FULL VERSION  *Build date:Nov 13, 2017*                    |
|                                                                                                                               |
|                                     NewProject.BaseDesignSection_28.A2M2R1_1213                                               |
|                                  Exe Time : 4 September 2018 18:06:12                                                         |
+-------------------------------------------------------------------------------------------------------------------------------+
New Project


S T R E S S    R E S U L T S    F O R    G R O U P    N O.    4

Tieback_175                                                 :
ELEMENT TYPE    6 NO.OF ELEMENTS. IN THIS GROUP    1
C U R R E N T    T I M E    I S      6.0000

 POST-TENSION 2D-BOUNDARY ELEMENT

         EL    FORCE          d0          EDISPL     pl. eps          K     -ve limit   +ve limit
-------------------------------------------------------------------------------------------------------------
 ANCHOR    1   171.45     -1.62242E-03  2.09632E-02   0.0000       1458.7       0.0000       0.0000     ELASTIC  ORIGINAL
YOUNG MODULUS
```

```
+-----------------------------------------------------------------------------------------------------------------------+
|                  PARATIEPLUS(TM)   NLS ENGINE RELEASE  2018.0    FULL VERSION  *Build date:Nov 13, 2017*              |
|                                                                                                                       |
|                                    NewProject.BaseDesignSection_28.A2M2R1_1213                                        |
|                                 Exe Time : 4 September 2018 18:06:12                                                  |
+-----------------------------------------------------------------------------------------------------------------------+


    F I N A L   I N C R E M E N T A L   A N A L Y S I S

                    S U M M A R Y

    STEP                                   NO. OF ITERATIONS

       1          CONVERGENCE :YES                        2
       2          CONVERGENCE :YES                        3
       3          CONVERGENCE :YES                        5
       4          CONVERGENCE :YES                        8
       5          CONVERGENCE :YES                        3
       6          CONVERGENCE :YES                        2


 END OF PROCESS FOR PROBLEM
New Project
NONLINEAR SOLUTION CPU TIME ....    0.12 [sec]
DATABASE  CREATION CPU TIME.....    0.42 [sec]
```

Design Assumption : SISMICA STR - File di Paratie - File di input (.d)

```
* PARATIE ANALYSIS FOR DESIGN SECTION:Base Design Section USING ASSUMPTION: SISMICA STR
 * Time:martedì 4 settembre 2018 18:06:12
 * 1: Defining general settings
 UNIT  m kN
 TITLE New Project
 DELTA 0.2
 option param itemax 40
 option control hinges 0 0.0001 0.001

 * 2: Defining wall(s)
 WALL LeftWall_32 0 -13.5 0 1

 * 3: Defining surfaces for wall(s)
 SOIL 0_L LeftWall_32 -13.5 0 1 0
 SOIL 0_R LeftWall_32 -13.5 0 2 180

 * 4: Defining soil layers
 *
 * Soil Profile (Rilevato_2_8_L_0)
 *
 LDATA Rilevato_2_8_L_0 3 LeftWall_32
 ATREST 0.5 0.5 1
 WEIGHT 19 10 10
 PERMEABILITY 0.0001
 RESISTANCE 0 38 0 0 0
 YOUNG 1.5E+04 4.5E+04
 ENDL
 *
 * Soil Profile (DI1_164_167_L_0)
 *
 LDATA DI1_164_167_L_0 0 LeftWall_32
 ATREST 0.5 0.5 1
 WEIGHT 16 6 10
 PERMEABILITY 1E-05
 RESISTANCE 0 30 0 0 0
 YOUNG 3E+04 4.8E+04
 ENDL
 *
 * Soil Profile (DI2_165_168_L_0)
 *
 LDATA DI2_165_168_L_0 -5 LeftWall_32
 ATREST 0.5 0.5 1
 WEIGHT 16 6 10
 PERMEABILITY 1E-05
 RESISTANCE 1 33 0 0 0
 YOUNG 6.8E+04 1.088E+05
 ENDL

 * 5: Defining structural materials
 * Steel material: 108 Name=Fe360 E=206000200 kPa
 MATERIAL Fe360_108 2.06E+08
 * Concrete material: 104 Name=C25/30 E=31475800 kPa
 MATERIAL C2530_104 3.148E+07
 * Rebar material: 124 Name=acciaio armonico E=200100000 kPa
 MATERIAL acciaioarmonico_124 2.001E+08
 * Concrete material: 103 Name=C20/25 E=29962000 kPa
 MATERIAL C2025_103 2.996E+07

 * 6: Defining structural elements
 * 6.1: Beams and combined Wall Elements
 BEAM WallElement_33 LeftWall_32 -13.5 0 C2530_104 0.9794 00 00 0


 * 6.2: Supports
 WIRE Tieback_175 LeftWall_32 0 acciaioarmonico_124 7.29E-06 138.5 30 0 0
```

```
* 6.3: Strips
STRIP LeftWall_32 1 6 1 11 0 20 45
STRIP LeftWall_32 1 6 18 12 2.7 20 45

* 7: Defining Steps
STEP Stage1_31
CHANGE Rilevato_2_8_L_0 U-FRICT=38 LeftWall_32
CHANGE Rilevato_2_8_L_0 D-FRICT=38 LeftWall_32
CHANGE Rilevato_2_8_L_0 U-KA=0.238 LeftWall_32
CHANGE Rilevato_2_8_L_0 U-KP=7.232 LeftWall_32
CHANGE Rilevato_2_8_L_0 D-KA=0.238 LeftWall_32
CHANGE Rilevato_2_8_L_0 D-KP=7.232 LeftWall_32
CHANGE DI1_164_167_L_0 U-FRICT=30 LeftWall_32
CHANGE DI1_164_167_L_0 D-FRICT=30 LeftWall_32
CHANGE DI1_164_167_L_0 U-KA=0.333 LeftWall_32
CHANGE DI1_164_167_L_0 U-KP=4.288 LeftWall_32
CHANGE DI1_164_167_L_0 D-KA=0.333 LeftWall_32
CHANGE DI1_164_167_L_0 D-KP=4.288 LeftWall_32
CHANGE DI2_165_168_L_0 U-FRICT=33 LeftWall_32
CHANGE DI2_165_168_L_0 D-FRICT=33 LeftWall_32
CHANGE DI2_165_168_L_0 U-KA=0.295 LeftWall_32
CHANGE DI2_165_168_L_0 U-KP=6.049 LeftWall_32
CHANGE DI2_165_168_L_0 D-KA=0.295 LeftWall_32
CHANGE DI2_165_168_L_0 D-KP=5.16 LeftWall_32
CHANGE Rilevato_2_8_L_0 U-COHE=0 LeftWall_32
CHANGE Rilevato_2_8_L_0 U-ADHES=0 LeftWall_32
CHANGE Rilevato_2_8_L_0 D-COHE=0 LeftWall_32
CHANGE Rilevato_2_8_L_0 D-ADHES=0 LeftWall_32
CHANGE DI1_164_167_L_0 U-COHE=0 LeftWall_32
CHANGE DI1_164_167_L_0 U-ADHES=0 LeftWall_32
CHANGE DI1_164_167_L_0 D-COHE=0 LeftWall_32
CHANGE DI1_164_167_L_0 D-ADHES=0 LeftWall_32
CHANGE DI2_165_168_L_0 U-COHE=1 LeftWall_32
CHANGE DI2_165_168_L_0 U-ADHES=0 LeftWall_32
CHANGE DI2_165_168_L_0 D-COHE=1 LeftWall_32
CHANGE DI2_165_168_L_0 D-ADHES=0 LeftWall_32
SETWALL LeftWall_32
GEOM 0 0
WATER -18 0 -13.5 0 0
ADD WallElement_33
ENDSTEP

STEP Stage2_183
SETWALL LeftWall_32
GEOM 0 -1
WATER -18 0 -13.5 0 0
ENDSTEP

STEP Stage3_283
SETWALL LeftWall_32
GEOM 0 -1
WATER -18 0 -13.5 0 0
ADD Tieback_175
ENDSTEP

STEP Stage4_383
SETWALL LeftWall_32
GEOM 0 -9
WATER -18 0 -13.5 0 0
ENDSTEP

STEP Stage5_744
SETWALL LeftWall_32
GEOM 0 -8.5
WATER -18 0 -13.5 0 0
ENDSTEP

STEP Stage6_2841
SETWALL LeftWall_32
GEOM 0 -8.5
WATER -18 0 -13.5 0 0
```

```
CHANGE Rilevato_2_8_L_0 U-KAED=0.3064 LeftWall_32
CHANGE Rilevato_2_8_L_0 U-KAEW=0.3738 LeftWall_32
CHANGE Rilevato_2_8_L_0 U-KPED=7.191 LeftWall_32
CHANGE Rilevato_2_8_L_0 U-KPEW=6.671 LeftWall_32
CHANGE Rilevato_2_8_L_0 D-KAED=0.2822 LeftWall_32
CHANGE Rilevato_2_8_L_0 D-KAEW=0.3514 LeftWall_32
CHANGE Rilevato_2_8_L_0 D-KPED=6.419 LeftWall_32
CHANGE Rilevato_2_8_L_0 D-KPEW=5.886 LeftWall_32
CHANGE DI1_164_167_L_0 U-KAED=0.418 LeftWall_32
CHANGE DI1_164_167_L_0 U-KAEW=0.5644 LeftWall_32
CHANGE DI1_164_167_L_0 U-KPED=4.215 LeftWall_32
CHANGE DI1_164_167_L_0 U-KPEW=3.563 LeftWall_32
CHANGE DI1_164_167_L_0 D-KAED=0.3836 LeftWall_32
CHANGE DI1_164_167_L_0 D-KAEW=0.537 LeftWall_32
CHANGE DI1_164_167_L_0 D-KPED=3.757 LeftWall_32
CHANGE DI1_164_167_L_0 D-KPEW=3.083 LeftWall_32
CHANGE DI2_165_168_L_0 U-KAED=0.3727 LeftWall_32
CHANGE DI2_165_168_L_0 U-KAEW=0.5086 LeftWall_32
CHANGE DI2_165_168_L_0 U-KPED=6.078 LeftWall_32
CHANGE DI2_165_168_L_0 U-KPEW=5.407 LeftWall_32
CHANGE DI2_165_168_L_0 D-KAED=0.3428 LeftWall_32
CHANGE DI2_165_168_L_0 D-KAEW=0.4839 LeftWall_32
CHANGE DI2_165_168_L_0 D-KPED=4.545 LeftWall_32
CHANGE DI2_165_168_L_0 D-KPEW=3.794 LeftWall_32
EQK 0.1059 0.05294 -0.05294 0 0.5 0 0.5 0 0
WOOD 39.37 39.37 -8.5 0
* Include pressure contribution from wall: LeftWall_32
* Include wall contribution
DLOAD step LeftWall_32 -8.5 2.303 0 2.303
ENDSTEP
```

Design Assumption : SISMICA STR - File di Paratie - File di output (.out)

```
+-------------------------------------------------------------------------------------------------------------------------+
|                   PARATIEPLUS(TM)   NLS ENGINE RELEASE  2018.0    FULL VERSION  *Build date:Nov 13, 2017*               |
|                                                                                                                         |
|                                    NewProject.BaseDesignSection_28.SISMICASTR_1243                                      |
|                                   Exe Time : 4 September 2018 18:06:13                                                  |
+-------------------------------------------------------------------------------------------------------------------------+

                  ***********************************************************
                  *                                                         *
                  *  PARATIE PLUS Non-Linear Spring Engine                  *
                  *                                                         *
                  *          AN ELASTOPLASTIC FINITE ELEMENT PROGRAM        *
                  *          FOR FLEXIBLE EARTH-RETAINING STRUCTURES        *
                  *                                                         *
                  *          Written by Ce.A.S. s.r.l. (ITALY)              *
                  *          with the scientific supervision of             *
                  *          Roberto Nova - full professor SOIL MECHANICS   *
                  *          at Politecnico di Milano (ITALY)               *
                  *                                                         *
                  ***********************************************************
                  *                                                         *
                  *  RELEASE   2018.0     *Build date:Nov 13, 2017*    *    *
                  *                                                         *
                  *                                                         *
                  *  Ce.A.S.     S.R.L   CENTRO DI ANALISI STRUTTURALE      *
                  *              VIALE   GIUSTINIANO 10                     *
                  *              20129   M I L A N O  (ITALIA)              *
                  *  TEL.        +39 02 2020221                             *
                  *                                                         *
                  *  email       bruno.becci@ceas.it                        *
                  *  Web Page    www.ceas.it     www.paratieplus.com        *
                  ***********************************************************
```

```
 JOB : NewProject.BaseDesignSection_28.SISMICASTR_1243
 STARTING
ACCEPTED   <FILE,GENW                                                    >
ACCEPTED   <FILE,PLOTTER,BINARY                                          >
ACCEPTED   <SOLVE TOTAL_STRESS                                           >
ACCEPTED   <PARAM ITEMAX 40                                              >
ACCEPTED   <CONTROL HINGES 0 0.0001 0.001                                >


                ************************************************************
                *                                                          *
                *  WARNING : PORE PRESSURES ARE AUTOMATICALLY COMPUTED     *
                *    BY THE PROGRAM.                                       *
                ************************************************************

PRELIMINARY OPERATIONS CPU TIME     0.01 [sec]
```

```
+-------------------------------------------------------------------------------------------------------------------------+
|                   PARATIEPLUS(TM)   NLS ENGINE RELEASE  2018.0    FULL VERSION  *Build date:Nov 13, 2017*               |
|                                                                                                                         |
|                                    NewProject.BaseDesignSection_28.SISMICASTR_1243                                      |
|                                   Exe Time : 4 September 2018 18:06:13                                                  |
+-------------------------------------------------------------------------------------------------------------------------+


INPUT FILE HAS BEEN GENERATED BY WALGEN PROGRAM


New Project


NO. OF NODAL POINTS (NUMNP) ...................   69
NO. OF COORDINATES  (NCOORD)...................    2
NO. OF NODE DOFS    (NDOF).....................    2
NO. OF EQUATIONS    (NEQ)...................... 138
NO. OF CONSTRAINTS CARDS (NVINC)...............    0
NO. OF ELEMENT GROUPS (NEG).....................    4
NO. OF SOLUTION STEPS (NSTE)...................    6
NO. OF ELEMENT SETS ATTACHED TO SLAVE NODES ...    0
NO. OF RECORD FROM WALGEN ..................... 126
NO. OF LONG NAMES (LASTNAME) ..................   24
LENGTH UNIT CHOICE ............................    3 (M   )
FORCE  UNIT CHOICE ............................    3 (KN  )
MAX PORE PRESSURE TABLE LENGTH.................    1
NO. OF ELEMENT GROUPS REQUIRING ADD. SLIP DOF .    0


IDOFA (01) =  2  Y-DISPL.F
IDOFA (02) =  4   X-ROT. F

 RELEVANT ITEMS UNITS

 STRESSES                  kPa
 Y-DISPLACEMENTS           m
 ROTATIONS                 RADIANS
 BEAM AND SLAB MOMENTS     kN*m/m
 BEAM SHEAR FORCES         kN/m
 ANCHOR FORCES             kN/m
 AXIAL FORCES IN TRUSSES   kN/m
 AXIAL FORCES SPRINGS      kN/m
 Y-REACTIONS               kN/m
 X-MOMENT REACTIONS        kN*m/m
 ETC.
```

```
+-------------------------------------------------------------------------------------------------------------------------+
|                   PARATIEPLUS(TM)   NLS ENGINE RELEASE  2018.0    FULL VERSION  *Build date:Nov 13, 2017*               |
|                                                                                                                         |
|                                    NewProject.BaseDesignSection_28.SISMICASTR_1243                                      |
|                                   Exe Time : 4 September 2018 18:06:13                                                  |
+-------------------------------------------------------------------------------------------------------------------------+
                   P R E P R O C E S S O R     D A T A

                   N O.  O F   C O M M A N D S    126

    1 : UNIT  m kN
    2 : TITLE New Project
    3 : DELTA 0.2
    4 : option param itemax 40
    5 : option control hinges 0 0.0001 0.001
    6 : WALL LeftWall_32 0 -13.5 0 1
    7 : SOIL 0_L LeftWall_32 -13.5 0 1 0
    8 : SOIL 0_R LeftWall_32 -13.5 0 2 180
    9 : LDATA Rilevato_2_8_L_0 3 LeftWall_32
   10 : ATREST 0.5 0.5 1
   11 : WEIGHT 19 10 10
   12 : PERMEABILITY 0.0001
   13 : RESISTANCE 0 38 0 0 0
   14 : YOUNG 1.5E+04 4.5E+04
   15 : ENDL
   16 : LDATA DI1_164_167_L_0 0 LeftWall_32
   17 : ATREST 0.5 0.5 1
   18 : WEIGHT 16 6 10
   19 : PERMEABILITY 1E-05
   20 : RESISTANCE 0 30 0 0 0
   21 : YOUNG 3E+04 4.8E+04
   22 : ENDL
   23 : LDATA DI2_165_168_L_0 -5 LeftWall_32
   24 : ATREST 0.5 0.5 1
   25 : WEIGHT 16 6 10
   26 : PERMEABILITY 1E-05
   27 : RESISTANCE 1 33 0 0 0
   28 : YOUNG 6.8E+04 1.088E+05
   29 : ENDL
   30 : MATERIAL Fe360_108 2.06E+08
   31 : MATERIAL C2530_104 3.148E+07
   32 : MATERIAL acciaioarmonico_124 2.001E+08
   33 : MATERIAL C2025_103 2.996E+07
   34 : BEAM WallElement_33 LeftWall_32 -13.5 0 C2530_104 0.9794 00 00 0
   35 : WIRE Tieback_175 LeftWall_32 0 acciaioarmonico_124 7.29E-06 138.5 30 0 0
   36 : STRIP LeftWall_32 1 6 1 11 0 20 45
   37 : STRIP LeftWall_32 1 6 18 12 2.7 20 45
   38 : STEP Stage1_31
   39 : CHANGE Rilevato_2_8_L_0 U-FRICT=38 LeftWall_32
   40 : CHANGE Rilevato_2_8_L_0 D-FRICT=38 LeftWall_32
   41 : CHANGE Rilevato_2_8_L_0 U-KA=0.238 LeftWall_32
   42 : CHANGE Rilevato_2_8_L_0 U-KP=7.232 LeftWall_32
   43 : CHANGE Rilevato_2_8_L_0 D-KA=0.238 LeftWall_32
   44 : CHANGE Rilevato_2_8_L_0 D-KP=7.232 LeftWall_32
   45 : CHANGE DI1_164_167_L_0 U-FRICT=30 LeftWall_32
   46 : CHANGE DI1_164_167_L_0 D-FRICT=30 LeftWall_32
   47 : CHANGE DI1_164_167_L_0 U-KA=0.333 LeftWall_32
   48 : CHANGE DI1_164_167_L_0 U-KP=4.288 LeftWall_32
   49 : CHANGE DI1_164_167_L_0 D-KA=0.333 LeftWall_32
   50 : CHANGE DI1_164_167_L_0 D-KP=4.288 LeftWall_32
   51 : CHANGE DI2_165_168_L_0 U-FRICT=33 LeftWall_32
   52 : CHANGE DI2_165_168_L_0 D-FRICT=33 LeftWall_32
   53 : CHANGE DI2_165_168_L_0 U-KA=0.295 LeftWall_32
   54 : CHANGE DI2_165_168_L_0 U-KP=6.049 LeftWall_32
   55 : CHANGE DI2_165_168_L_0 D-KA=0.295 LeftWall_32
   56 : CHANGE DI2_165_168_L_0 D-KP=5.16 LeftWall_32
   57 : CHANGE Rilevato_2_8_L_0 U-COHE=0 LeftWall_32
   58 : CHANGE Rilevato_2_8_L_0 U-ADHES=0 LeftWall_32
   59 : CHANGE Rilevato_2_8_L_0 D-COHE=0 LeftWall_32
   60 : CHANGE Rilevato_2_8_L_0 D-ADHES=0 LeftWall_32
   61 : CHANGE DI1_164_167_L_0 U-COHE=0 LeftWall_32
```

```
 62 : CHANGE DI1_164_167_L_0 U-ADHES=0 LeftWall_32
 63 : CHANGE DI1_164_167_L_0 D-COHE=0 LeftWall_32
 64 : CHANGE DI1_164_167_L_0 D-ADHES=0 LeftWall_32
 65 : CHANGE DI2_165_168_L_0 U-COHE=1 LeftWall_32
 66 : CHANGE DI2_165_168_L_0 U-ADHES=0 LeftWall_32
 67 : CHANGE DI2_165_168_L_0 D-COHE=1 LeftWall_32
 68 : CHANGE DI2_165_168_L_0 D-ADHES=0 LeftWall_32
 69 : SETWALL LeftWall_32
 70 : GEOM 0 0
 71 : WATER -18 0 -13.5 0 0
 72 : ADD WallElement_33
 73 : ENDSTEP
 74 : STEP Stage2_183
 75 : SETWALL LeftWall_32
 76 : GEOM 0 -1
 77 : WATER -18 0 -13.5 0 0
 78 : ENDSTEP
 79 : STEP Stage3_283
 80 : SETWALL LeftWall_32
 81 : GEOM 0 -1
 82 : WATER -18 0 -13.5 0 0
 83 : ADD Tieback_175
 84 : ENDSTEP
 85 : STEP Stage4_383
 86 : SETWALL LeftWall_32
 87 : GEOM 0 -9
 88 : WATER -18 0 -13.5 0 0
 89 : ENDSTEP
 90 : STEP Stage5_744
 91 : SETWALL LeftWall_32
 92 : GEOM 0 -8.5
 93 : WATER -18 0 -13.5 0 0
 94 : ENDSTEP
 95 : STEP Stage6_2841
 96 : SETWALL LeftWall_32
 97 : GEOM 0 -8.5
 98 : WATER -18 0 -13.5 0 0
 99 : CHANGE Rilevato_2_8_L_0 U-KAED=0.3064 LeftWall_32
100 : CHANGE Rilevato_2_8_L_0 U-KAEW=0.3738 LeftWall_32
101 : CHANGE Rilevato_2_8_L_0 U-KPED=7.191 LeftWall_32
102 : CHANGE Rilevato_2_8_L_0 U-KPEW=6.671 LeftWall_32
103 : CHANGE Rilevato_2_8_L_0 D-KAED=0.2822 LeftWall_32
104 : CHANGE Rilevato_2_8_L_0 D-KAEW=0.3514 LeftWall_32
105 : CHANGE Rilevato_2_8_L_0 D-KPED=6.419 LeftWall_32
106 : CHANGE Rilevato_2_8_L_0 D-KPEW=5.886 LeftWall_32
107 : CHANGE DI1_164_167_L_0 U-KAED=0.418 LeftWall_32
108 : CHANGE DI1_164_167_L_0 U-KAEW=0.5644 LeftWall_32
109 : CHANGE DI1_164_167_L_0 U-KPED=4.215 LeftWall_32
110 : CHANGE DI1_164_167_L_0 U-KPEW=3.563 LeftWall_32
111 : CHANGE DI1_164_167_L_0 D-KAED=0.3836 LeftWall_32
112 : CHANGE DI1_164_167_L_0 D-KAEW=0.537 LeftWall_32
113 : CHANGE DI1_164_167_L_0 D-KPED=3.757 LeftWall_32
114 : CHANGE DI1_164_167_L_0 D-KPEW=3.083 LeftWall_32
115 : CHANGE DI2_165_168_L_0 U-KAED=0.3727 LeftWall_32
116 : CHANGE DI2_165_168_L_0 U-KAEW=0.5086 LeftWall_32
117 : CHANGE DI2_165_168_L_0 U-KPED=6.078 LeftWall_32
118 : CHANGE DI2_165_168_L_0 U-KPEW=5.407 LeftWall_32
119 : CHANGE DI2_165_168_L_0 D-KAED=0.3428 LeftWall_32
120 : CHANGE DI2_165_168_L_0 D-KAEW=0.4839 LeftWall_32
121 : CHANGE DI2_165_168_L_0 D-KPED=4.545 LeftWall_32
122 : CHANGE DI2_165_168_L_0 D-KPEW=3.794 LeftWall_32
123 : EQK 0.1059 0.05294 -0.05294 0 0.5 0 0.5 0 0
124 : WOOD 39.37 39.37 -8.5 0
125 : DLOAD step LeftWall_32 -8.5 2.303 0 2.303
126 : ENDSTEP
```

```
+-----------------------------------------------------------------------------------------------------------------------+
|                  PARATIEPLUS(TM)   NLS ENGINE RELEASE  2018.0    FULL VERSION  *Build date:Nov 13, 2017*              |
|                                                                                                                       |
|                                   NewProject.BaseDesignSection_28.SISMICASTR_1243                                     |
|                                  Exe Time : 4 September 2018 18:06:13                                                 |
+-----------------------------------------------------------------------------------------------------------------------+
N O D A L   P O I N T   D A T A
--------------------------------

NODE     Y-COORD     Z-COORD / NODE     Y-COORD     Z-COORD / NODE     Y-COORD     Z-COORD / NODE     Y-COORD     Z-COORD /

   1  0.0000      0.0000     /    2  0.0000    -0.20000     /    3  0.0000    -0.40000     /    4  0.0000    -0.60000     /
   5  0.0000    -0.80000     /    6  0.0000     -1.0000     /    7  0.0000     -1.2000     /    8  0.0000     -1.4000     /
   9  0.0000     -1.6000     /   10  0.0000     -1.8000     /   11  0.0000     -2.0000     /   12  0.0000     -2.2000     /
  13  0.0000     -2.4000     /   14  0.0000     -2.6000     /   15  0.0000     -2.8000     /   16  0.0000     -3.0000     /
  17  0.0000     -3.2000     /   18  0.0000     -3.4000     /   19  0.0000     -3.6000     /   20  0.0000     -3.8000     /
  21  0.0000     -4.0000     /   22  0.0000     -4.2000     /   23  0.0000     -4.4000     /   24  0.0000     -4.6000     /
  25  0.0000     -4.8000     /   26  0.0000     -5.0000     /   27  0.0000     -5.2000     /   28  0.0000     -5.4000     /
  29  0.0000     -5.6000     /   30  0.0000     -5.8000     /   31  0.0000     -6.0000     /   32  0.0000     -6.2000     /
  33  0.0000     -6.4000     /   34  0.0000     -6.6000     /   35  0.0000     -6.8000     /   36  0.0000     -7.0000     /
  37  0.0000     -7.2000     /   38  0.0000     -7.4000     /   39  0.0000     -7.6000     /   40  0.0000     -7.8000     /
  41  0.0000     -8.0000     /   42  0.0000     -8.2000     /   43  0.0000     -8.4000     /   44  0.0000     -8.6000     /
  45  0.0000     -8.8000     /   46  0.0000     -9.0000     /   47  0.0000     -9.2000     /   48  0.0000     -9.4000     /
  49  0.0000     -9.6000     /   50  0.0000     -9.8000     /   51  0.0000     -10.000     /   52  0.0000     -10.200     /
  53  0.0000     -10.400     /   54  0.0000     -10.600     /   55  0.0000     -10.800     /   56  0.0000     -11.000     /
  57  0.0000     -11.200     /   58  0.0000     -11.400     /   59  0.0000     -11.600     /   60  0.0000     -11.800     /
  61  0.0000     -12.000     /   62  0.0000     -12.200     /   63  0.0000     -12.400     /   64  0.0000     -12.600     /
  65  0.0000     -12.800     /   66  0.0000     -13.000     /   67  0.0000     -13.200     /   68  0.0000     -13.400     /
  69  0.0000     -13.500     /
```

```
+-----------------------------------------------------------------------------------------------------------------------+
|                   PARATIEPLUS(TM)   NLS ENGINE RELEASE  2018.0    FULL VERSION  *Build date:Nov 13, 2017*              |
|                                                                                                                       |
|                                    NewProject.BaseDesignSection_28.SISMICASTR_1243                                    |
|                                   Exe Time : 4 September 2018 18:06:13                                                |
+-----------------------------------------------------------------------------------------------------------------------+
 ELEMENT GROUP NO.  1

0_L                                                                :
   5  69   0   1   0   0   0   0   0   0   0   0   0   0   0   3   0   0   0   0
....................................
..........2D PLASTIC SOIL ..........
....................................

element group behaviour throughout stage analysis

stage   status
-------------------
    1   active
    2   active
    3   active
    4   active
    5   active
    6   active

 material set no.    1

 prop( 1) angle              0.00000
 prop( 2) layer as foreseen  1.00000


 material set no.    2

 prop( 1) angle              0.00000
 prop( 2) layer as foreseen  2.00000


 material set no.    3

 prop( 1) angle              0.00000
 prop( 2) layer as foreseen  3.00000


 element data

   el    n  mat      area     .....     .....     .....      flag
-----------------------------------------------------------------

    1    1    2   0.1000     0.000     0.000     0.000     1.000
    2    2    2   0.2000     0.000     0.000     0.000     1.000
    3    3    2   0.2000     0.000     0.000     0.000     1.000
    4    4    2   0.2000     0.000     0.000     0.000     1.000
    5    5    2   0.2000     0.000     0.000     0.000     1.000
    6    6    2   0.2000     0.000     0.000     0.000     1.000
    7    7    2   0.2000     0.000     0.000     0.000     1.000
    8    8    2   0.2000     0.000     0.000     0.000     1.000
    9    9    2   0.2000     0.000     0.000     0.000     1.000
   10   10    2   0.2000     0.000     0.000     0.000     1.000
   11   11    2   0.2000     0.000     0.000     0.000     1.000
   12   12    2   0.2000     0.000     0.000     0.000     1.000
   13   13    2   0.2000     0.000     0.000     0.000     1.000
   14   14    2   0.2000     0.000     0.000     0.000     1.000
   15   15    2   0.2000     0.000     0.000     0.000     1.000
   16   16    2   0.2000     0.000     0.000     0.000     1.000
   17   17    2   0.2000     0.000     0.000     0.000     1.000
   18   18    2   0.2000     0.000     0.000     0.000     1.000
   19   19    2   0.2000     0.000     0.000     0.000     1.000
   20   20    2   0.2000     0.000     0.000     0.000     1.000
   21   21    2   0.2000     0.000     0.000     0.000     1.000
   22   22    2   0.2000     0.000     0.000     0.000     1.000
   23   23    2   0.2000     0.000     0.000     0.000     1.000
```

24	24	2	0.2000	0.000	0.000	0.000	1.000
25	25	2	0.2000	0.000	0.000	0.000	1.000
26	26	2	0.2000	0.000	0.000	0.000	1.000
27	27	3	0.2000	0.000	0.000	0.000	1.000
28	28	3	0.2000	0.000	0.000	0.000	1.000
29	29	3	0.2000	0.000	0.000	0.000	1.000
30	30	3	0.2000	0.000	0.000	0.000	1.000
31	31	3	0.2000	0.000	0.000	0.000	1.000
32	32	3	0.2000	0.000	0.000	0.000	1.000
33	33	3	0.2000	0.000	0.000	0.000	1.000
34	34	3	0.2000	0.000	0.000	0.000	1.000
35	35	3	0.2000	0.000	0.000	0.000	1.000
36	36	3	0.2000	0.000	0.000	0.000	1.000
37	37	3	0.2000	0.000	0.000	0.000	1.000
38	38	3	0.2000	0.000	0.000	0.000	1.000
39	39	3	0.2000	0.000	0.000	0.000	1.000
40	40	3	0.2000	0.000	0.000	0.000	1.000
41	41	3	0.2000	0.000	0.000	0.000	1.000
42	42	3	0.2000	0.000	0.000	0.000	1.000
43	43	3	0.2000	0.000	0.000	0.000	1.000
44	44	3	0.2000	0.000	0.000	0.000	1.000
45	45	3	0.2000	0.000	0.000	0.000	1.000
46	46	3	0.2000	0.000	0.000	0.000	1.000
47	47	3	0.2000	0.000	0.000	0.000	1.000
48	48	3	0.2000	0.000	0.000	0.000	1.000
49	49	3	0.2000	0.000	0.000	0.000	1.000
50	50	3	0.2000	0.000	0.000	0.000	1.000
51	51	3	0.2000	0.000	0.000	0.000	1.000
52	52	3	0.2000	0.000	0.000	0.000	1.000
53	53	3	0.2000	0.000	0.000	0.000	1.000
54	54	3	0.2000	0.000	0.000	0.000	1.000
55	55	3	0.2000	0.000	0.000	0.000	1.000
56	56	3	0.2000	0.000	0.000	0.000	1.000
57	57	3	0.2000	0.000	0.000	0.000	1.000
58	58	3	0.2000	0.000	0.000	0.000	1.000
59	59	3	0.2000	0.000	0.000	0.000	1.000
60	60	3	0.2000	0.000	0.000	0.000	1.000
61	61	3	0.2000	0.000	0.000	0.000	1.000
62	62	3	0.2000	0.000	0.000	0.000	1.000
63	63	3	0.2000	0.000	0.000	0.000	1.000
64	64	3	0.2000	0.000	0.000	0.000	1.000
65	65	3	0.2000	0.000	0.000	0.000	1.000
66	66	3	0.2000	0.000	0.000	0.000	1.000
67	67	3	0.2000	0.000	0.000	0.000	1.000
68	68	3	0.1500	0.000	0.000	0.000	1.000
69	69	3	0.5000E-01	0.000	0.000	0.000	1.000

```
+-----------------------------------------------------------------------------------------------------------------------+
|                   PARATIEPLUS(TM)   NLS ENGINE RELEASE  2018.0    FULL VERSION  *Build date:Nov 13, 2017*              |
|                                                                                                                       |
|                                    NewProject.BaseDesignSection_28.SISMICASTR_1243                                    |
|                                   Exe Time : 4 September 2018 18:06:13                                                |
+-----------------------------------------------------------------------------------------------------------------------+
 ELEMENT GROUP NO.  2

0_R                                                                :
   5  69   0   1   0   0   0   0   0   0   0   0   0   0   0   3   0   0   0   0
....................................
..........2D PLASTIC SOIL ..........
....................................

element group behaviour throughout stage analysis

stage   status
-------------------
    1   active
    2   active
    3   active
    4   active
    5   active
    6   active

 material set no.    1

 prop( 1) angle              180.000
 prop( 2) layer as foreseen  1.00000


 material set no.    2

 prop( 1) angle              180.000
 prop( 2) layer as foreseen  2.00000


 material set no.    3

 prop( 1) angle              180.000
 prop( 2) layer as foreseen  3.00000


 element data

   el    n  mat      area     .....     .....     .....      flag
-----------------------------------------------------------------

    1    1    2   0.1000     0.000     0.000     0.000     2.000
    2    2    2   0.2000     0.000     0.000     0.000     2.000
    3    3    2   0.2000     0.000     0.000     0.000     2.000
    4    4    2   0.2000     0.000     0.000     0.000     2.000
    5    5    2   0.2000     0.000     0.000     0.000     2.000
    6    6    2   0.2000     0.000     0.000     0.000     2.000
    7    7    2   0.2000     0.000     0.000     0.000     2.000
    8    8    2   0.2000     0.000     0.000     0.000     2.000
    9    9    2   0.2000     0.000     0.000     0.000     2.000
   10   10    2   0.2000     0.000     0.000     0.000     2.000
   11   11    2   0.2000     0.000     0.000     0.000     2.000
   12   12    2   0.2000     0.000     0.000     0.000     2.000
   13   13    2   0.2000     0.000     0.000     0.000     2.000
   14   14    2   0.2000     0.000     0.000     0.000     2.000
   15   15    2   0.2000     0.000     0.000     0.000     2.000
   16   16    2   0.2000     0.000     0.000     0.000     2.000
   17   17    2   0.2000     0.000     0.000     0.000     2.000
   18   18    2   0.2000     0.000     0.000     0.000     2.000
   19   19    2   0.2000     0.000     0.000     0.000     2.000
   20   20    2   0.2000     0.000     0.000     0.000     2.000
   21   21    2   0.2000     0.000     0.000     0.000     2.000
   22   22    2   0.2000     0.000     0.000     0.000     2.000
   23   23    2   0.2000     0.000     0.000     0.000     2.000
```

24	24	2	0.2000	0.000	0.000	0.000	2.000
25	25	2	0.2000	0.000	0.000	0.000	2.000
26	26	2	0.2000	0.000	0.000	0.000	2.000
27	27	3	0.2000	0.000	0.000	0.000	2.000
28	28	3	0.2000	0.000	0.000	0.000	2.000
29	29	3	0.2000	0.000	0.000	0.000	2.000
30	30	3	0.2000	0.000	0.000	0.000	2.000
31	31	3	0.2000	0.000	0.000	0.000	2.000
32	32	3	0.2000	0.000	0.000	0.000	2.000
33	33	3	0.2000	0.000	0.000	0.000	2.000
34	34	3	0.2000	0.000	0.000	0.000	2.000
35	35	3	0.2000	0.000	0.000	0.000	2.000
36	36	3	0.2000	0.000	0.000	0.000	2.000
37	37	3	0.2000	0.000	0.000	0.000	2.000
38	38	3	0.2000	0.000	0.000	0.000	2.000
39	39	3	0.2000	0.000	0.000	0.000	2.000
40	40	3	0.2000	0.000	0.000	0.000	2.000
41	41	3	0.2000	0.000	0.000	0.000	2.000
42	42	3	0.2000	0.000	0.000	0.000	2.000
43	43	3	0.2000	0.000	0.000	0.000	2.000
44	44	3	0.2000	0.000	0.000	0.000	2.000
45	45	3	0.2000	0.000	0.000	0.000	2.000
46	46	3	0.2000	0.000	0.000	0.000	2.000
47	47	3	0.2000	0.000	0.000	0.000	2.000
48	48	3	0.2000	0.000	0.000	0.000	2.000
49	49	3	0.2000	0.000	0.000	0.000	2.000
50	50	3	0.2000	0.000	0.000	0.000	2.000
51	51	3	0.2000	0.000	0.000	0.000	2.000
52	52	3	0.2000	0.000	0.000	0.000	2.000
53	53	3	0.2000	0.000	0.000	0.000	2.000
54	54	3	0.2000	0.000	0.000	0.000	2.000
55	55	3	0.2000	0.000	0.000	0.000	2.000
56	56	3	0.2000	0.000	0.000	0.000	2.000
57	57	3	0.2000	0.000	0.000	0.000	2.000
58	58	3	0.2000	0.000	0.000	0.000	2.000
59	59	3	0.2000	0.000	0.000	0.000	2.000
60	60	3	0.2000	0.000	0.000	0.000	2.000
61	61	3	0.2000	0.000	0.000	0.000	2.000
62	62	3	0.2000	0.000	0.000	0.000	2.000
63	63	3	0.2000	0.000	0.000	0.000	2.000
64	64	3	0.2000	0.000	0.000	0.000	2.000
65	65	3	0.2000	0.000	0.000	0.000	2.000
66	66	3	0.2000	0.000	0.000	0.000	2.000
67	67	3	0.2000	0.000	0.000	0.000	2.000
68	68	3	0.1500	0.000	0.000	0.000	2.000
69	69	3	0.5000E-01	0.000	0.000	0.000	2.000

```
+-----------------------------------------------------------------------------------------------------------------------+
|                   PARATIEPLUS(TM)   NLS ENGINE RELEASE  2018.0    FULL VERSION  *Build date:Nov 13, 2017*             |
|                                                                                                                       |
|                                    NewProject.BaseDesignSection_28.SISMICASTR_1243                                    |
|                                   Exe Time : 4 September 2018 18:06:13                                                |
+-----------------------------------------------------------------------------------------------------------------------+
 ELEMENT GROUP NO.  3

WallElement_33                                                :
   2  68   0   1   0   0   0   0   0   0   0   0   0   0   0   1   0   0   1   0
.....................................
.........2D WALL ELEMENT...........
.....................................

element group behaviour throughout stage analysis

stage   status
------------------
    1   active
    2   active
    3   active
    4   active
    5   active
    6   active

 material set no.    1

 prop( 1) young modulus      0.314800E+08
 prop( 2) modification  time  0.00000
 prop( 3) new young modulus   0.00000
 prop( 4) poisson ratio       0.00000
 prop( 5) future .............0.294300E-43

 no. of step variable items:     1
 step  inertia multipier
--------------------------
    1   1.000
    2   1.000
    3   1.000
    4   1.000
    5   1.000
    6   1.000

 element data

   el   na   nb  mat      erc1      erc2     thick      by-i      by-j
-------------------------------------------------------------

    1    1    2    1    0.000     0.000    0.9794     0.000     0.000
    2    2    3    1    0.000     0.000    0.9794     0.000     0.000
    3    3    4    1    0.000     0.000    0.9794     0.000     0.000
    4    4    5    1    0.000     0.000    0.9794     0.000     0.000
    5    5    6    1    0.000     0.000    0.9794     0.000     0.000
    6    6    7    1    0.000     0.000    0.9794     0.000     0.000
    7    7    8    1    0.000     0.000    0.9794     0.000     0.000
    8    8    9    1    0.000     0.000    0.9794     0.000     0.000
    9    9   10    1    0.000     0.000    0.9794     0.000     0.000
   10   10   11    1    0.000     0.000    0.9794     0.000     0.000
   11   11   12    1    0.000     0.000    0.9794     0.000     0.000
   12   12   13    1    0.000     0.000    0.9794     0.000     0.000
   13   13   14    1    0.000     0.000    0.9794     0.000     0.000
   14   14   15    1    0.000     0.000    0.9794     0.000     0.000
   15   15   16    1    0.000     0.000    0.9794     0.000     0.000
   16   16   17    1    0.000     0.000    0.9794     0.000     0.000
   17   17   18    1    0.000     0.000    0.9794     0.000     0.000
   18   18   19    1    0.000     0.000    0.9794     0.000     0.000
   19   19   20    1    0.000     0.000    0.9794     0.000     0.000
   20   20   21    1    0.000     0.000    0.9794     0.000     0.000
   21   21   22    1    0.000     0.000    0.9794     0.000     0.000
   22   22   23    1    0.000     0.000    0.9794     0.000     0.000
   23   23   24    1    0.000     0.000    0.9794     0.000     0.000
```

24	24	25	1	0.000	0.000	0.9794	0.000	0.000
25	25	26	1	0.000	0.000	0.9794	0.000	0.000
26	26	27	1	0.000	0.000	0.9794	0.000	0.000
27	27	28	1	0.000	0.000	0.9794	0.000	0.000
28	28	29	1	0.000	0.000	0.9794	0.000	0.000
29	29	30	1	0.000	0.000	0.9794	0.000	0.000
30	30	31	1	0.000	0.000	0.9794	0.000	0.000
31	31	32	1	0.000	0.000	0.9794	0.000	0.000
32	32	33	1	0.000	0.000	0.9794	0.000	0.000
33	33	34	1	0.000	0.000	0.9794	0.000	0.000
34	34	35	1	0.000	0.000	0.9794	0.000	0.000
35	35	36	1	0.000	0.000	0.9794	0.000	0.000
36	36	37	1	0.000	0.000	0.9794	0.000	0.000
37	37	38	1	0.000	0.000	0.9794	0.000	0.000
38	38	39	1	0.000	0.000	0.9794	0.000	0.000
39	39	40	1	0.000	0.000	0.9794	0.000	0.000
40	40	41	1	0.000	0.000	0.9794	0.000	0.000
41	41	42	1	0.000	0.000	0.9794	0.000	0.000
42	42	43	1	0.000	0.000	0.9794	0.000	0.000
43	43	44	1	0.000	0.000	0.9794	0.000	0.000
44	44	45	1	0.000	0.000	0.9794	0.000	0.000
45	45	46	1	0.000	0.000	0.9794	0.000	0.000
46	46	47	1	0.000	0.000	0.9794	0.000	0.000
47	47	48	1	0.000	0.000	0.9794	0.000	0.000
48	48	49	1	0.000	0.000	0.9794	0.000	0.000
49	49	50	1	0.000	0.000	0.9794	0.000	0.000
50	50	51	1	0.000	0.000	0.9794	0.000	0.000
51	51	52	1	0.000	0.000	0.9794	0.000	0.000
52	52	53	1	0.000	0.000	0.9794	0.000	0.000
53	53	54	1	0.000	0.000	0.9794	0.000	0.000
54	54	55	1	0.000	0.000	0.9794	0.000	0.000
55	55	56	1	0.000	0.000	0.9794	0.000	0.000
56	56	57	1	0.000	0.000	0.9794	0.000	0.000
57	57	58	1	0.000	0.000	0.9794	0.000	0.000
58	58	59	1	0.000	0.000	0.9794	0.000	0.000
59	59	60	1	0.000	0.000	0.9794	0.000	0.000
60	60	61	1	0.000	0.000	0.9794	0.000	0.000
61	61	62	1	0.000	0.000	0.9794	0.000	0.000
62	62	63	1	0.000	0.000	0.9794	0.000	0.000
63	63	64	1	0.000	0.000	0.9794	0.000	0.000
64	64	65	1	0.000	0.000	0.9794	0.000	0.000
65	65	66	1	0.000	0.000	0.9794	0.000	0.000
66	66	67	1	0.000	0.000	0.9794	0.000	0.000
67	67	68	1	0.000	0.000	0.9794	0.000	0.000
68	68	69	1	0.000	0.000	0.9794	0.000	0.000

```
+-------------------------------------------------------------------------------------------------------------------------------+
|                   PARATIEPLUS(TM)   NLS ENGINE RELEASE  2018.0    FULL VERSION  *Build date:Nov 13, 2017*                    |
|                                                                                                                               |
|                                    NewProject.BaseDesignSection_28.SISMICASTR_1243                                            |
|                                   Exe Time : 4 September 2018 18:06:13                                                        |
+-------------------------------------------------------------------------------------------------------------------------------+
 ELEMENT GROUP NO.  4

Tieback_175                                                 :
   6   1   0   1   0   0   0   0   0   0   0   0   0   0   0   1   0   0   2   0
.....................................
.........2D POST-TENSION ANCHOR....
.....................................

element group behaviour throughout stage analysis

stage   status
------------------
    1  inactive
    2  inactive
    3   active
    4   active
    5   active
    6   active

 material set no.    1

 prop( 1) angle          30.0000
 prop( 2) young modulus 0.200100E+09
 prop( 3) modification  time  0.00000
 prop( 4) new young modulus   0.00000

 no. of step variable items:     2
 step   -ve lim     +ve lim
-----------------------------
    1   0.000       0.000
    2   0.000       0.000
    3   0.000       0.000
    4   0.000       0.000
    5   0.000       0.000
    6   0.000       0.000

 element data

   el    n  mat       a/l     pinit    yieldc    yieldt
-----------------------------------------------------------

    1    1    1   0.7290E-05 138.5     0.000     0.000
```

```
+-------------------------------------------------------------------------------------------------------------------------+
|                   PARATIEPLUS(TM)   NLS ENGINE RELEASE  2018.0    FULL VERSION  *Build date:Nov 13, 2017*              |
|                                                                                                                         |
|                                    NewProject.BaseDesignSection_28.SISMICASTR_1243                                      |
|                                   Exe Time : 4 September 2018 18:06:13                                                  |
+-------------------------------------------------------------------------------------------------------------------------+


NO. OF NODAL LOADS  (NLOAD) ...................    0
NO. OF LOAD CURVES  (NLCUR) ...................   12
MAXIMUM POINTS/LCURVE (NPTM)...................    5
```

```
+-------------------------------------------------------------------------------------------------------------------------+
|                  PARATIEPLUS(TM)   NLS ENGINE RELEASE  2018.0    FULL VERSION  *Build date:Nov 13, 2017*              |
|                                                                                                                         |
|                                    NewProject.BaseDesignSection_28.SISMICASTR_1243                                      |
|                                   Exe Time : 4 September 2018 18:06:13                                                  |
+-------------------------------------------------------------------------------------------------------------------------+
L O A D     D A T A


    LOAD FUNCTION NUMBER   =    1
    NUMBER OF TIME POINTS  =    5

    TIME VALUE      FUNCTION

       0.00000    0.0000E+00
       0.80000    0.0000E+00
       1.00000    0.1000E+01
       1.20000    0.0000E+00
       7.00000    0.0000E+00


    LOAD FUNCTION NUMBER   =    2
    NUMBER OF TIME POINTS  =    5

    TIME VALUE      FUNCTION

       0.00000    0.0000E+00
       1.80000    0.0000E+00
       2.00000    0.1000E+01
       2.20000    0.0000E+00
       7.00000    0.0000E+00


    LOAD FUNCTION NUMBER   =    3
    NUMBER OF TIME POINTS  =    5

    TIME VALUE      FUNCTION

       0.00000    0.0000E+00
       2.80000    0.0000E+00
       3.00000    0.1000E+01
       3.20000    0.0000E+00
       7.00000    0.0000E+00


    LOAD FUNCTION NUMBER   =    4
    NUMBER OF TIME POINTS  =    5

    TIME VALUE      FUNCTION

       0.00000    0.0000E+00
       3.80000    0.0000E+00
       4.00000    0.1000E+01
       4.20000    0.0000E+00
       7.00000    0.0000E+00


    LOAD FUNCTION NUMBER   =    5
    NUMBER OF TIME POINTS  =    5

    TIME VALUE      FUNCTION

       0.00000    0.0000E+00
       4.80000    0.0000E+00
       5.00000    0.1000E+01
       5.20000    0.0000E+00
```

```
   7.00000    0.0000E+00


LOAD FUNCTION NUMBER   =    6
NUMBER OF TIME POINTS  =    5

TIME VALUE      FUNCTION

   0.00000    0.0000E+00
   5.80000    0.0000E+00
   6.00000    0.1000E+01
   6.20000    0.0000E+00
   7.00000    0.0000E+00


LOAD FUNCTION NUMBER   =    7
NUMBER OF TIME POINTS  =    4

TIME VALUE      FUNCTION

   0.00000    0.0000E+00
   0.80000    0.0000E+00
   1.00000    0.1000E+01
   7.00000    0.1000E+01


LOAD FUNCTION NUMBER   =    8
NUMBER OF TIME POINTS  =    4

TIME VALUE      FUNCTION

   0.00000    0.0000E+00
   1.80000    0.0000E+00
   2.00000    0.1000E+01
   7.00000    0.1000E+01


LOAD FUNCTION NUMBER   =    9
NUMBER OF TIME POINTS  =    4

TIME VALUE      FUNCTION

   0.00000    0.0000E+00
   2.80000    0.0000E+00
   3.00000    0.1000E+01
   7.00000    0.1000E+01


LOAD FUNCTION NUMBER   =   10
NUMBER OF TIME POINTS  =    4

TIME VALUE      FUNCTION

   0.00000    0.0000E+00
   3.80000    0.0000E+00
   4.00000    0.1000E+01
   7.00000    0.1000E+01


LOAD FUNCTION NUMBER   =   11
NUMBER OF TIME POINTS  =    4

TIME VALUE      FUNCTION

   0.00000    0.0000E+00
   4.80000    0.0000E+00
   5.00000    0.1000E+01
   7.00000    0.1000E+01
```

```
     LOAD FUNCTION NUMBER   =   12
     NUMBER OF TIME POINTS  =    4

     TIME VALUE      FUNCTION

        0.00000    0.0000E+00
        5.80000    0.0000E+00
        6.00000    0.1000E+01
        7.00000    0.1000E+01


 PROCESSING DISTRIBUTED LOADS CARD NO.    1
  AT Y-COORD  0.000     Z-COORD -8.500     PRESSURE  2.303
                        Z-COORD  0.000     PRESSURE  2.303
  L.CURVE        6

 NO. OF GENERATED NODAL FORCES    43
 NODE          Z-LVL               FORCE /  NODE          Z-LVL               FORCE /  NODE          Z-LVL
FORCE /

   43     -.8400E+01       0.3468243E+00 /    42     -.8200E+01       0.4633417E+00 /    41     -.8000E+01
0.4633417E+00 /
   40     -.7800E+01       0.4633417E+00 /    39     -.7600E+01       0.4633417E+00 /    38     -.7400E+01
0.4633417E+00 /
   37     -.7200E+01       0.4633406E+00 /    36     -.7000E+01       0.4633406E+00 /    35     -.6800E+01
0.4633417E+00 /
   34     -.6600E+01       0.4633417E+00 /    33     -.6400E+01       0.4633417E+00 /    32     -.6200E+01
0.4633406E+00 /
   31     -.6000E+01       0.4633406E+00 /    30     -.5800E+01       0.4633417E+00 /    29     -.5600E+01
0.4633417E+00 /
   28     -.5400E+01       0.4633417E+00 /    27     -.5200E+01       0.4633406E+00 /    26     -.5000E+01
0.4633406E+00 /
   25     -.4800E+01       0.4633417E+00 /    24     -.4600E+01       0.4633417E+00 /    23     -.4400E+01
0.4633417E+00 /
   22     -.4200E+01       0.4633417E+00 /    21     -.4000E+01       0.4633406E+00 /    20     -.3800E+01
0.4633406E+00 /
   19     -.3600E+01       0.4633417E+00 /    18     -.3400E+01       0.4633417E+00 /    17     -.3200E+01
0.4633429E+00 /
   16     -.3000E+01       0.4633429E+00 /    15     -.2800E+01       0.4633417E+00 /    14     -.2600E+01
0.4633417E+00 /
   13     -.2400E+01       0.4633417E+00 /    12     -.2200E+01       0.4633417E+00 /    11     -.2000E+01
0.4633417E+00 /
   10     -.1800E+01       0.4633417E+00 /     9     -.1600E+01       0.4633417E+00 /     8     -.1400E+01
0.4633417E+00 /
    7     -.1200E+01       0.4633417E+00 /     6     -.1000E+01       0.4633417E+00 /     5     -.8000E+00
0.4633417E+00 /
    4     -.6000E+00       0.4633417E+00 /     3     -.4000E+00       0.4633417E+00 /     2     -.2000E+00
0.4633417E+00 /
    1     0.0000E+00       0.2316709E+00 /

  OVERALL APPLIED Y FORCE FOR CURRENT DISTRIBUTED LOAD               19.575


 NO. OF DISTRIBUTED LOAD CARDS     1
```

```
+-------------------------------------------------------------------------------------------------------------------------+
|                   PARATIEPLUS(TM)   NLS ENGINE RELEASE  2018.0    FULL VERSION  *Build date:Nov 13, 2017*              |
|                                                                                                                         |
|                                    NewProject.BaseDesignSection_28.SISMICASTR_1243                                      |
|                                   Exe Time : 4 September 2018 18:06:13                                                  |
+-------------------------------------------------------------------------------------------------------------------------+
L O A D     B A L A N C E

STEP     1 TOTAL APPLIED LOAD IN DIR.  2  Y-DISPL.F       0.0000000
STEP     1 TOTAL APPLIED LOAD IN DIR.  4   X-ROT. F       0.0000000

STEP     2 TOTAL APPLIED LOAD IN DIR.  2  Y-DISPL.F       0.0000000
STEP     2 TOTAL APPLIED LOAD IN DIR.  4   X-ROT. F       0.0000000

STEP     3 TOTAL APPLIED LOAD IN DIR.  2  Y-DISPL.F       0.0000000
STEP     3 TOTAL APPLIED LOAD IN DIR.  4   X-ROT. F       0.0000000

STEP     4 TOTAL APPLIED LOAD IN DIR.  2  Y-DISPL.F       0.0000000
STEP     4 TOTAL APPLIED LOAD IN DIR.  4   X-ROT. F       0.0000000

STEP     5 TOTAL APPLIED LOAD IN DIR.  2  Y-DISPL.F       0.0000000
STEP     5 TOTAL APPLIED LOAD IN DIR.  4   X-ROT. F       0.0000000

STEP     6 TOTAL APPLIED LOAD IN DIR.  2  Y-DISPL.F       19.575500
STEP     6 TOTAL APPLIED LOAD IN DIR.  4   X-ROT. F       0.0000000


                    LOAD INPUT SECTION COMPLETED
```

```
+-------------------------------------------------------------------------------------------------------------------------+
|                   PARATIEPLUS(TM)   NLS ENGINE RELEASE  2018.0    FULL VERSION  *Build date:Nov 13, 2017*              |
|                                                                                                                         |
|                                    NewProject.BaseDesignSection_28.SISMICASTR_1243                                      |
|                                   Exe Time : 4 September 2018 18:06:13                                                  |
+-------------------------------------------------------------------------------------------------------------------------+


NO. OF LAYERS ..............................    3
NO. OF DATA PER LAYER.......................  100
```

```
+-------------------------------------------------------------------------------------------------------------------------+
|                   PARATIEPLUS(TM)   NLS ENGINE RELEASE  2018.0    FULL VERSION  *Build date:Nov 13, 2017*              |
|                                                                                                                         |
|                                    NewProject.BaseDesignSection_28.SISMICASTR_1243                                      |
|                                   Exe Time : 4 September 2018 18:06:13                                                  |
+-------------------------------------------------------------------------------------------------------------------------+

LAYER DESCRIPTORS FOR STEP NO.    1


 NON ZERO LAYER DESCRIPTORS FOR LAYER NO.    1 FOR STEP NO.    1

ITEM NO.   1<NAME    >=  16.000     (BOTH WALLS)
ITEM NO.   2<NATURE  >=  1.0000     (BOTH WALLS)
ITEM NO.   3<LEVEL   >=  3.0000     (BOTH WALLS)
ITEM NO.   4<WALL    >=  1.0000     (BOTH WALLS)
ITEM NO.   5<GAMMAD  >=  19.000     (BOTH WALLS)
ITEM NO.   6<GAMMAB  >=  10.000     (BOTH WALLS)
ITEM NO.   7<GAMMAW  >=  10.000     (BOTH WALLS)
ITEM NO.   9<U-FRICT >=  38.000     (BOTH WALLS)
ITEM NO.  10<U-KA    >= 0.23800     WALL NO.        1
ITEM NO.  11<U-KP    >=  7.2320     WALL NO.        1
ITEM NO.  12<K0-NC   >= 0.50000     (BOTH WALLS)
ITEM NO.  13<NEXP    >= 0.50000     (BOTH WALLS)
ITEM NO.  14<OCR     >=  1.0000     (BOTH WALLS)
ITEM NO.  16<MODEL   >=  1.0000     (BOTH WALLS)
ITEM NO.  17<EVC     >=  15000.     (BOTH WALLS)
ITEM NO.  18<EUR     >=  45000.     (BOTH WALLS)
ITEM NO.  27<U-PERM  >= 0.10000E-03 (BOTH WALLS)
ITEM NO.  52<D-NATURE>=  1.0000     (BOTH WALLS)
ITEM NO.  53<D-LEVEL >=  0.0000     (BOTH WALLS)
ITEM NO.  59<D-FRICT >=  38.000     (BOTH WALLS)
ITEM NO.  60<D-KA    >= 0.23800     WALL NO.        1
ITEM NO.  61<D-KP    >=  7.2320     WALL NO.        1
ITEM NO.  77<D-PERM  >= 0.10000E-03 (BOTH WALLS)

 NON ZERO LAYER DESCRIPTORS FOR LAYER NO.    2 FOR STEP NO.    1

ITEM NO.   1<NAME    >=  17.000     (BOTH WALLS)
ITEM NO.   2<NATURE  >=  1.0000     (BOTH WALLS)
ITEM NO.   3<LEVEL   >=  0.0000     (BOTH WALLS)
ITEM NO.   4<WALL    >=  1.0000     (BOTH WALLS)
ITEM NO.   5<GAMMAD  >=  16.000     (BOTH WALLS)
ITEM NO.   6<GAMMAB  >=  6.0000     (BOTH WALLS)
ITEM NO.   7<GAMMAW  >=  10.000     (BOTH WALLS)
ITEM NO.   9<U-FRICT >=  30.000     (BOTH WALLS)
ITEM NO.  10<U-KA    >= 0.33300     WALL NO.        1
ITEM NO.  11<U-KP    >=  4.2880     WALL NO.        1
ITEM NO.  12<K0-NC   >= 0.50000     (BOTH WALLS)
ITEM NO.  13<NEXP    >= 0.50000     (BOTH WALLS)
ITEM NO.  14<OCR     >=  1.0000     (BOTH WALLS)
ITEM NO.  16<MODEL   >=  1.0000     (BOTH WALLS)
ITEM NO.  17<EVC     >=  30000.     (BOTH WALLS)
ITEM NO.  18<EUR     >=  48000.     (BOTH WALLS)
ITEM NO.  27<U-PERM  >= 0.10000E-04 (BOTH WALLS)
ITEM NO.  52<D-NATURE>=  1.0000     (BOTH WALLS)
ITEM NO.  53<D-LEVEL >=  0.0000     (BOTH WALLS)
ITEM NO.  59<D-FRICT >=  30.000     (BOTH WALLS)
ITEM NO.  60<D-KA    >= 0.33300     WALL NO.        1
ITEM NO.  61<D-KP    >=  4.2880     WALL NO.        1
ITEM NO.  77<D-PERM  >= 0.10000E-04 (BOTH WALLS)

 NON ZERO LAYER DESCRIPTORS FOR LAYER NO.    3 FOR STEP NO.    1

ITEM NO.   1<NAME    >=  18.000     (BOTH WALLS)
ITEM NO.   2<NATURE  >=  1.0000     (BOTH WALLS)
ITEM NO.   3<LEVEL   >= -5.0000     (BOTH WALLS)
ITEM NO.   4<WALL    >=  1.0000     (BOTH WALLS)
ITEM NO.   5<GAMMAD  >=  16.000     (BOTH WALLS)
ITEM NO.   6<GAMMAB  >=  6.0000     (BOTH WALLS)
ITEM NO.   7<GAMMAW  >=  10.000     (BOTH WALLS)
```

```
ITEM NO.   8<U-COHE  >=  1.0000     (BOTH WALLS)
ITEM NO.   9<U-FRICT >=  33.000     (BOTH WALLS)
ITEM NO.  10<U-KA    >= 0.29500     WALL NO.        1
ITEM NO.  11<U-KP    >=  6.0490     WALL NO.        1
ITEM NO.  12<K0-NC   >= 0.50000     (BOTH WALLS)
ITEM NO.  13<NEXP    >= 0.50000     (BOTH WALLS)
ITEM NO.  14<OCR     >=  1.0000     (BOTH WALLS)
ITEM NO.  16<MODEL   >=  1.0000     (BOTH WALLS)
ITEM NO.  17<EVC     >=  68000.     (BOTH WALLS)
ITEM NO.  18<EUR     >= 0.10880E+06 (BOTH WALLS)
ITEM NO.  27<U-PERM  >= 0.10000E-04 (BOTH WALLS)
ITEM NO.  52<D-NATURE>=  1.0000     (BOTH WALLS)
ITEM NO.  53<D-LEVEL >=  0.0000     (BOTH WALLS)
ITEM NO.  58<D-COHE  >=  1.0000     (BOTH WALLS)
ITEM NO.  59<D-FRICT >=  33.000     (BOTH WALLS)
ITEM NO.  60<D-KA    >= 0.29500     WALL NO.        1
ITEM NO.  61<D-KP    >=  5.1600     WALL NO.        1
ITEM NO.  77<D-PERM  >= 0.10000E-04 (BOTH WALLS)

LAYER DESCRIPTORS FOR STEP NO.    2


 NON ZERO LAYER DESCRIPTORS FOR LAYER NO.    1 FOR STEP NO.    2

ITEM NO.   1<NAME    >=  16.000     (BOTH WALLS)
ITEM NO.   2<NATURE  >=  1.0000     (BOTH WALLS)
ITEM NO.   3<LEVEL   >=  3.0000     (BOTH WALLS)
ITEM NO.   4<WALL    >=  1.0000     (BOTH WALLS)
ITEM NO.   5<GAMMAD  >=  19.000     (BOTH WALLS)
ITEM NO.   6<GAMMAB  >=  10.000     (BOTH WALLS)
ITEM NO.   7<GAMMAW  >=  10.000     (BOTH WALLS)
ITEM NO.   9<U-FRICT >=  38.000     (BOTH WALLS)
ITEM NO.  10<U-KA    >= 0.23800     WALL NO.        1
ITEM NO.  11<U-KP    >=  7.2320     WALL NO.        1
ITEM NO.  12<K0-NC   >= 0.50000     (BOTH WALLS)
ITEM NO.  13<NEXP    >= 0.50000     (BOTH WALLS)
ITEM NO.  14<OCR     >=  1.0000     (BOTH WALLS)
ITEM NO.  16<MODEL   >=  1.0000     (BOTH WALLS)
ITEM NO.  17<EVC     >=  15000.     (BOTH WALLS)
ITEM NO.  18<EUR     >=  45000.     (BOTH WALLS)
ITEM NO.  27<U-PERM  >= 0.10000E-03 (BOTH WALLS)
ITEM NO.  52<D-NATURE>=  1.0000     (BOTH WALLS)
ITEM NO.  53<D-LEVEL >=  0.0000     (BOTH WALLS)
ITEM NO.  59<D-FRICT >=  38.000     (BOTH WALLS)
ITEM NO.  60<D-KA    >= 0.23800     WALL NO.        1
ITEM NO.  61<D-KP    >=  7.2320     WALL NO.        1
ITEM NO.  77<D-PERM  >= 0.10000E-03 (BOTH WALLS)

 NON ZERO LAYER DESCRIPTORS FOR LAYER NO.    2 FOR STEP NO.    2

ITEM NO.   1<NAME    >=  17.000     (BOTH WALLS)
ITEM NO.   2<NATURE  >=  1.0000     (BOTH WALLS)
ITEM NO.   3<LEVEL   >=  0.0000     (BOTH WALLS)
ITEM NO.   4<WALL    >=  1.0000     (BOTH WALLS)
ITEM NO.   5<GAMMAD  >=  16.000     (BOTH WALLS)
ITEM NO.   6<GAMMAB  >=  6.0000     (BOTH WALLS)
ITEM NO.   7<GAMMAW  >=  10.000     (BOTH WALLS)
ITEM NO.   9<U-FRICT >=  30.000     (BOTH WALLS)
ITEM NO.  10<U-KA    >= 0.33300     WALL NO.        1
ITEM NO.  11<U-KP    >=  4.2880     WALL NO.        1
ITEM NO.  12<K0-NC   >= 0.50000     (BOTH WALLS)
ITEM NO.  13<NEXP    >= 0.50000     (BOTH WALLS)
ITEM NO.  14<OCR     >=  1.0000     (BOTH WALLS)
ITEM NO.  16<MODEL   >=  1.0000     (BOTH WALLS)
ITEM NO.  17<EVC     >=  30000.     (BOTH WALLS)
ITEM NO.  18<EUR     >=  48000.     (BOTH WALLS)
ITEM NO.  27<U-PERM  >= 0.10000E-04 (BOTH WALLS)
ITEM NO.  52<D-NATURE>=  1.0000     (BOTH WALLS)
ITEM NO.  53<D-LEVEL >=  0.0000     (BOTH WALLS)
ITEM NO.  59<D-FRICT >=  30.000     (BOTH WALLS)
ITEM NO.  60<D-KA    >= 0.33300     WALL NO.        1
ITEM NO.  61<D-KP    >=  4.2880     WALL NO.        1
ITEM NO.  77<D-PERM  >= 0.10000E-04 (BOTH WALLS)
```

```
 NON ZERO LAYER DESCRIPTORS FOR LAYER NO.    3 FOR STEP NO.    2

ITEM NO.   1<NAME    >=  18.000     (BOTH WALLS)
ITEM NO.   2<NATURE  >=  1.0000     (BOTH WALLS)
ITEM NO.   3<LEVEL   >= -5.0000     (BOTH WALLS)
ITEM NO.   4<WALL    >=  1.0000     (BOTH WALLS)
ITEM NO.   5<GAMMAD  >=  16.000     (BOTH WALLS)
ITEM NO.   6<GAMMAB  >=  6.0000     (BOTH WALLS)
ITEM NO.   7<GAMMAW  >=  10.000     (BOTH WALLS)
ITEM NO.   8<U-COHE  >=  1.0000     (BOTH WALLS)
ITEM NO.   9<U-FRICT >=  33.000     (BOTH WALLS)
ITEM NO.  10<U-KA    >= 0.29500     WALL NO.        1
ITEM NO.  11<U-KP    >=  6.0490     WALL NO.        1
ITEM NO.  12<K0-NC   >= 0.50000     (BOTH WALLS)
ITEM NO.  13<NEXP    >= 0.50000     (BOTH WALLS)
ITEM NO.  14<OCR     >=  1.0000     (BOTH WALLS)
ITEM NO.  16<MODEL   >=  1.0000     (BOTH WALLS)
ITEM NO.  17<EVC     >=  68000.     (BOTH WALLS)
ITEM NO.  18<EUR     >= 0.10880E+06 (BOTH WALLS)
ITEM NO.  27<U-PERM  >= 0.10000E-04 (BOTH WALLS)
ITEM NO.  52<D-NATURE>=  1.0000     (BOTH WALLS)
ITEM NO.  53<D-LEVEL >=  0.0000     (BOTH WALLS)
ITEM NO.  58<D-COHE  >=  1.0000     (BOTH WALLS)
ITEM NO.  59<D-FRICT >=  33.000     (BOTH WALLS)
ITEM NO.  60<D-KA    >= 0.29500     WALL NO.        1
ITEM NO.  61<D-KP    >=  5.1600     WALL NO.        1
ITEM NO.  77<D-PERM  >= 0.10000E-04 (BOTH WALLS)

LAYER DESCRIPTORS FOR STEP NO.    3


 NON ZERO LAYER DESCRIPTORS FOR LAYER NO.    1 FOR STEP NO.    3

ITEM NO.   1<NAME    >=  16.000     (BOTH WALLS)
ITEM NO.   2<NATURE  >=  1.0000     (BOTH WALLS)
ITEM NO.   3<LEVEL   >=  3.0000     (BOTH WALLS)
ITEM NO.   4<WALL    >=  1.0000     (BOTH WALLS)
ITEM NO.   5<GAMMAD  >=  19.000     (BOTH WALLS)
ITEM NO.   6<GAMMAB  >=  10.000     (BOTH WALLS)
ITEM NO.   7<GAMMAW  >=  10.000     (BOTH WALLS)
ITEM NO.   9<U-FRICT >=  38.000     (BOTH WALLS)
ITEM NO.  10<U-KA    >= 0.23800     WALL NO.        1
ITEM NO.  11<U-KP    >=  7.2320     WALL NO.        1
ITEM NO.  12<K0-NC   >= 0.50000     (BOTH WALLS)
ITEM NO.  13<NEXP    >= 0.50000     (BOTH WALLS)
ITEM NO.  14<OCR     >=  1.0000     (BOTH WALLS)
ITEM NO.  16<MODEL   >=  1.0000     (BOTH WALLS)
ITEM NO.  17<EVC     >=  15000.     (BOTH WALLS)
ITEM NO.  18<EUR     >=  45000.     (BOTH WALLS)
ITEM NO.  27<U-PERM  >= 0.10000E-03 (BOTH WALLS)
ITEM NO.  52<D-NATURE>=  1.0000     (BOTH WALLS)
ITEM NO.  53<D-LEVEL >=  0.0000     (BOTH WALLS)
ITEM NO.  59<D-FRICT >=  38.000     (BOTH WALLS)
ITEM NO.  60<D-KA    >= 0.23800     WALL NO.        1
ITEM NO.  61<D-KP    >=  7.2320     WALL NO.        1
ITEM NO.  77<D-PERM  >= 0.10000E-03 (BOTH WALLS)

 NON ZERO LAYER DESCRIPTORS FOR LAYER NO.    2 FOR STEP NO.    3

ITEM NO.   1<NAME    >=  17.000     (BOTH WALLS)
ITEM NO.   2<NATURE  >=  1.0000     (BOTH WALLS)
ITEM NO.   3<LEVEL   >=  0.0000     (BOTH WALLS)
ITEM NO.   4<WALL    >=  1.0000     (BOTH WALLS)
ITEM NO.   5<GAMMAD  >=  16.000     (BOTH WALLS)
ITEM NO.   6<GAMMAB  >=  6.0000     (BOTH WALLS)
ITEM NO.   7<GAMMAW  >=  10.000     (BOTH WALLS)
ITEM NO.   9<U-FRICT >=  30.000     (BOTH WALLS)
ITEM NO.  10<U-KA    >= 0.33300     WALL NO.        1
ITEM NO.  11<U-KP    >=  4.2880     WALL NO.        1
ITEM NO.  12<K0-NC   >= 0.50000     (BOTH WALLS)
ITEM NO.  13<NEXP    >= 0.50000     (BOTH WALLS)
ITEM NO.  14<OCR     >=  1.0000     (BOTH WALLS)
ITEM NO.  16<MODEL   >=  1.0000     (BOTH WALLS)
ITEM NO.  17<EVC     >=  30000.     (BOTH WALLS)
```

```
ITEM NO.  18<EUR     >=  48000.     (BOTH WALLS)
ITEM NO.  27<U-PERM  >= 0.10000E-04 (BOTH WALLS)
ITEM NO.  52<D-NATURE>=  1.0000     (BOTH WALLS)
ITEM NO.  53<D-LEVEL >=  0.0000     (BOTH WALLS)
ITEM NO.  59<D-FRICT >=  30.000     (BOTH WALLS)
ITEM NO.  60<D-KA    >= 0.33300     WALL NO.        1
ITEM NO.  61<D-KP    >=  4.2880     WALL NO.        1
ITEM NO.  77<D-PERM  >= 0.10000E-04 (BOTH WALLS)

 NON ZERO LAYER DESCRIPTORS FOR LAYER NO.    3 FOR STEP NO.    3

ITEM NO.   1<NAME    >=  18.000     (BOTH WALLS)
ITEM NO.   2<NATURE  >=  1.0000     (BOTH WALLS)
ITEM NO.   3<LEVEL   >= -5.0000     (BOTH WALLS)
ITEM NO.   4<WALL    >=  1.0000     (BOTH WALLS)
ITEM NO.   5<GAMMAD  >=  16.000     (BOTH WALLS)
ITEM NO.   6<GAMMAB  >=  6.0000     (BOTH WALLS)
ITEM NO.   7<GAMMAW  >=  10.000     (BOTH WALLS)
ITEM NO.   8<U-COHE  >=  1.0000     (BOTH WALLS)
ITEM NO.   9<U-FRICT >=  33.000     (BOTH WALLS)
ITEM NO.  10<U-KA    >= 0.29500     WALL NO.        1
ITEM NO.  11<U-KP    >=  6.0490     WALL NO.        1
ITEM NO.  12<K0-NC   >= 0.50000     (BOTH WALLS)
ITEM NO.  13<NEXP    >= 0.50000     (BOTH WALLS)
ITEM NO.  14<OCR     >=  1.0000     (BOTH WALLS)
ITEM NO.  16<MODEL   >=  1.0000     (BOTH WALLS)
ITEM NO.  17<EVC     >=  68000.     (BOTH WALLS)
ITEM NO.  18<EUR     >= 0.10880E+06 (BOTH WALLS)
ITEM NO.  27<U-PERM  >= 0.10000E-04 (BOTH WALLS)
ITEM NO.  52<D-NATURE>=  1.0000     (BOTH WALLS)
ITEM NO.  53<D-LEVEL >=  0.0000     (BOTH WALLS)
ITEM NO.  58<D-COHE  >=  1.0000     (BOTH WALLS)
ITEM NO.  59<D-FRICT >=  33.000     (BOTH WALLS)
ITEM NO.  60<D-KA    >= 0.29500     WALL NO.        1
ITEM NO.  61<D-KP    >=  5.1600     WALL NO.        1
ITEM NO.  77<D-PERM  >= 0.10000E-04 (BOTH WALLS)

LAYER DESCRIPTORS FOR STEP NO.    4


 NON ZERO LAYER DESCRIPTORS FOR LAYER NO.    1 FOR STEP NO.    4

ITEM NO.   1<NAME    >=  16.000     (BOTH WALLS)
ITEM NO.   2<NATURE  >=  1.0000     (BOTH WALLS)
ITEM NO.   3<LEVEL   >=  3.0000     (BOTH WALLS)
ITEM NO.   4<WALL    >=  1.0000     (BOTH WALLS)
ITEM NO.   5<GAMMAD  >=  19.000     (BOTH WALLS)
ITEM NO.   6<GAMMAB  >=  10.000     (BOTH WALLS)
ITEM NO.   7<GAMMAW  >=  10.000     (BOTH WALLS)
ITEM NO.   9<U-FRICT >=  38.000     (BOTH WALLS)
ITEM NO.  10<U-KA    >= 0.23800     WALL NO.        1
ITEM NO.  11<U-KP    >=  7.2320     WALL NO.        1
ITEM NO.  12<K0-NC   >= 0.50000     (BOTH WALLS)
ITEM NO.  13<NEXP    >= 0.50000     (BOTH WALLS)
ITEM NO.  14<OCR     >=  1.0000     (BOTH WALLS)
ITEM NO.  16<MODEL   >=  1.0000     (BOTH WALLS)
ITEM NO.  17<EVC     >=  15000.     (BOTH WALLS)
ITEM NO.  18<EUR     >=  45000.     (BOTH WALLS)
ITEM NO.  27<U-PERM  >= 0.10000E-03 (BOTH WALLS)
ITEM NO.  52<D-NATURE>=  1.0000     (BOTH WALLS)
ITEM NO.  53<D-LEVEL >=  0.0000     (BOTH WALLS)
ITEM NO.  59<D-FRICT >=  38.000     (BOTH WALLS)
ITEM NO.  60<D-KA    >= 0.23800     WALL NO.        1
ITEM NO.  61<D-KP    >=  7.2320     WALL NO.        1
ITEM NO.  77<D-PERM  >= 0.10000E-03 (BOTH WALLS)

 NON ZERO LAYER DESCRIPTORS FOR LAYER NO.    2 FOR STEP NO.    4

ITEM NO.   1<NAME    >=  17.000     (BOTH WALLS)
ITEM NO.   2<NATURE  >=  1.0000     (BOTH WALLS)
ITEM NO.   3<LEVEL   >=  0.0000     (BOTH WALLS)
ITEM NO.   4<WALL    >=  1.0000     (BOTH WALLS)
ITEM NO.   5<GAMMAD  >=  16.000     (BOTH WALLS)
ITEM NO.   6<GAMMAB  >=  6.0000     (BOTH WALLS)
```

```
ITEM NO.   7<GAMMAW  >=  10.000     (BOTH WALLS)
ITEM NO.   9<U-FRICT >=  30.000     (BOTH WALLS)
ITEM NO.  10<U-KA    >= 0.33300     WALL NO.        1
ITEM NO.  11<U-KP    >=  4.2880     WALL NO.        1
ITEM NO.  12<K0-NC   >= 0.50000     (BOTH WALLS)
ITEM NO.  13<NEXP    >= 0.50000     (BOTH WALLS)
ITEM NO.  14<OCR     >=  1.0000     (BOTH WALLS)
ITEM NO.  16<MODEL   >=  1.0000     (BOTH WALLS)
ITEM NO.  17<EVC     >=  30000.     (BOTH WALLS)
ITEM NO.  18<EUR     >=  48000.     (BOTH WALLS)
ITEM NO.  27<U-PERM  >= 0.10000E-04 (BOTH WALLS)
ITEM NO.  52<D-NATURE>=  1.0000     (BOTH WALLS)
ITEM NO.  53<D-LEVEL >=  0.0000     (BOTH WALLS)
ITEM NO.  59<D-FRICT >=  30.000     (BOTH WALLS)
ITEM NO.  60<D-KA    >= 0.33300     WALL NO.        1
ITEM NO.  61<D-KP    >=  4.2880     WALL NO.        1
ITEM NO.  77<D-PERM  >= 0.10000E-04 (BOTH WALLS)

 NON ZERO LAYER DESCRIPTORS FOR LAYER NO.    3 FOR STEP NO.    4

ITEM NO.   1<NAME    >=  18.000     (BOTH WALLS)
ITEM NO.   2<NATURE  >=  1.0000     (BOTH WALLS)
ITEM NO.   3<LEVEL   >= -5.0000     (BOTH WALLS)
ITEM NO.   4<WALL    >=  1.0000     (BOTH WALLS)
ITEM NO.   5<GAMMAD  >=  16.000     (BOTH WALLS)
ITEM NO.   6<GAMMAB  >=  6.0000     (BOTH WALLS)
ITEM NO.   7<GAMMAW  >=  10.000     (BOTH WALLS)
ITEM NO.   8<U-COHE  >=  1.0000     (BOTH WALLS)
ITEM NO.   9<U-FRICT >=  33.000     (BOTH WALLS)
ITEM NO.  10<U-KA    >= 0.29500     WALL NO.        1
ITEM NO.  11<U-KP    >=  6.0490     WALL NO.        1
ITEM NO.  12<K0-NC   >= 0.50000     (BOTH WALLS)
ITEM NO.  13<NEXP    >= 0.50000     (BOTH WALLS)
ITEM NO.  14<OCR     >=  1.0000     (BOTH WALLS)
ITEM NO.  16<MODEL   >=  1.0000     (BOTH WALLS)
ITEM NO.  17<EVC     >=  68000.     (BOTH WALLS)
ITEM NO.  18<EUR     >= 0.10880E+06 (BOTH WALLS)
ITEM NO.  27<U-PERM  >= 0.10000E-04 (BOTH WALLS)
ITEM NO.  52<D-NATURE>=  1.0000     (BOTH WALLS)
ITEM NO.  53<D-LEVEL >=  0.0000     (BOTH WALLS)
ITEM NO.  58<D-COHE  >=  1.0000     (BOTH WALLS)
ITEM NO.  59<D-FRICT >=  33.000     (BOTH WALLS)
ITEM NO.  60<D-KA    >= 0.29500     WALL NO.        1
ITEM NO.  61<D-KP    >=  5.1600     WALL NO.        1
ITEM NO.  77<D-PERM  >= 0.10000E-04 (BOTH WALLS)

LAYER DESCRIPTORS FOR STEP NO.    5

 NON ZERO LAYER DESCRIPTORS FOR LAYER NO.    1 FOR STEP NO.    5

ITEM NO.   1<NAME    >=  16.000     (BOTH WALLS)
ITEM NO.   2<NATURE  >=  1.0000     (BOTH WALLS)
ITEM NO.   3<LEVEL   >=  3.0000     (BOTH WALLS)
ITEM NO.   4<WALL    >=  1.0000     (BOTH WALLS)
ITEM NO.   5<GAMMAD  >=  19.000     (BOTH WALLS)
ITEM NO.   6<GAMMAB  >=  10.000     (BOTH WALLS)
ITEM NO.   7<GAMMAW  >=  10.000     (BOTH WALLS)
ITEM NO.   9<U-FRICT >=  38.000     (BOTH WALLS)
ITEM NO.  10<U-KA    >= 0.23800     WALL NO.        1
ITEM NO.  11<U-KP    >=  7.2320     WALL NO.        1
ITEM NO.  12<K0-NC   >= 0.50000     (BOTH WALLS)
ITEM NO.  13<NEXP    >= 0.50000     (BOTH WALLS)
ITEM NO.  14<OCR     >=  1.0000     (BOTH WALLS)
ITEM NO.  16<MODEL   >=  1.0000     (BOTH WALLS)
ITEM NO.  17<EVC     >=  15000.     (BOTH WALLS)
ITEM NO.  18<EUR     >=  45000.     (BOTH WALLS)
ITEM NO.  27<U-PERM  >= 0.10000E-03 (BOTH WALLS)
ITEM NO.  52<D-NATURE>=  1.0000     (BOTH WALLS)
ITEM NO.  53<D-LEVEL >=  0.0000     (BOTH WALLS)
ITEM NO.  59<D-FRICT >=  38.000     (BOTH WALLS)
ITEM NO.  60<D-KA    >= 0.23800     WALL NO.        1
ITEM NO.  61<D-KP    >=  7.2320     WALL NO.        1
ITEM NO.  77<D-PERM  >= 0.10000E-03 (BOTH WALLS)
```

```
 NON ZERO LAYER DESCRIPTORS FOR LAYER NO.    2 FOR STEP NO.    5

ITEM NO.   1<NAME    >=  17.000     (BOTH WALLS)
ITEM NO.   2<NATURE  >=  1.0000     (BOTH WALLS)
ITEM NO.   3<LEVEL   >=  0.0000     (BOTH WALLS)
ITEM NO.   4<WALL    >=  1.0000     (BOTH WALLS)
ITEM NO.   5<GAMMAD  >=  16.000     (BOTH WALLS)
ITEM NO.   6<GAMMAB  >=  6.0000     (BOTH WALLS)
ITEM NO.   7<GAMMAW  >=  10.000     (BOTH WALLS)
ITEM NO.   9<U-FRICT >=  30.000     (BOTH WALLS)
ITEM NO.  10<U-KA    >= 0.33300     WALL NO.        1
ITEM NO.  11<U-KP    >=  4.2880     WALL NO.        1
ITEM NO.  12<K0-NC   >= 0.50000     (BOTH WALLS)
ITEM NO.  13<NEXP    >= 0.50000     (BOTH WALLS)
ITEM NO.  14<OCR     >=  1.0000     (BOTH WALLS)
ITEM NO.  16<MODEL   >=  1.0000     (BOTH WALLS)
ITEM NO.  17<EVC     >=  30000.     (BOTH WALLS)
ITEM NO.  18<EUR     >=  48000.     (BOTH WALLS)
ITEM NO.  27<U-PERM  >= 0.10000E-04 (BOTH WALLS)
ITEM NO.  52<D-NATURE>=  1.0000     (BOTH WALLS)
ITEM NO.  53<D-LEVEL >=  0.0000     (BOTH WALLS)
ITEM NO.  59<D-FRICT >=  30.000     (BOTH WALLS)
ITEM NO.  60<D-KA    >= 0.33300     WALL NO.        1
ITEM NO.  61<D-KP    >=  4.2880     WALL NO.        1
ITEM NO.  77<D-PERM  >= 0.10000E-04 (BOTH WALLS)

 NON ZERO LAYER DESCRIPTORS FOR LAYER NO.    3 FOR STEP NO.    5

ITEM NO.   1<NAME    >=  18.000     (BOTH WALLS)
ITEM NO.   2<NATURE  >=  1.0000     (BOTH WALLS)
ITEM NO.   3<LEVEL   >= -5.0000     (BOTH WALLS)
ITEM NO.   4<WALL    >=  1.0000     (BOTH WALLS)
ITEM NO.   5<GAMMAD  >=  16.000     (BOTH WALLS)
ITEM NO.   6<GAMMAB  >=  6.0000     (BOTH WALLS)
ITEM NO.   7<GAMMAW  >=  10.000     (BOTH WALLS)
ITEM NO.   8<U-COHE  >=  1.0000     (BOTH WALLS)
ITEM NO.   9<U-FRICT >=  33.000     (BOTH WALLS)
ITEM NO.  10<U-KA    >= 0.29500     WALL NO.        1
ITEM NO.  11<U-KP    >=  6.0490     WALL NO.        1
ITEM NO.  12<K0-NC   >= 0.50000     (BOTH WALLS)
ITEM NO.  13<NEXP    >= 0.50000     (BOTH WALLS)
ITEM NO.  14<OCR     >=  1.0000     (BOTH WALLS)
ITEM NO.  16<MODEL   >=  1.0000     (BOTH WALLS)
ITEM NO.  17<EVC     >=  68000.     (BOTH WALLS)
ITEM NO.  18<EUR     >= 0.10880E+06 (BOTH WALLS)
ITEM NO.  27<U-PERM  >= 0.10000E-04 (BOTH WALLS)
ITEM NO.  52<D-NATURE>=  1.0000     (BOTH WALLS)
ITEM NO.  53<D-LEVEL >=  0.0000     (BOTH WALLS)
ITEM NO.  58<D-COHE  >=  1.0000     (BOTH WALLS)
ITEM NO.  59<D-FRICT >=  33.000     (BOTH WALLS)
ITEM NO.  60<D-KA    >= 0.29500     WALL NO.        1
ITEM NO.  61<D-KP    >=  5.1600     WALL NO.        1
ITEM NO.  77<D-PERM  >= 0.10000E-04 (BOTH WALLS)

LAYER DESCRIPTORS FOR STEP NO.    6

 NON ZERO LAYER DESCRIPTORS FOR LAYER NO.    1 FOR STEP NO.    6

ITEM NO.   1<NAME    >=  16.000     (BOTH WALLS)
ITEM NO.   2<NATURE  >=  1.0000     (BOTH WALLS)
ITEM NO.   3<LEVEL   >=  3.0000     (BOTH WALLS)
ITEM NO.   4<WALL    >=  1.0000     (BOTH WALLS)
ITEM NO.   5<GAMMAD  >=  19.000     (BOTH WALLS)
ITEM NO.   6<GAMMAB  >=  10.000     (BOTH WALLS)
ITEM NO.   7<GAMMAW  >=  10.000     (BOTH WALLS)
ITEM NO.   9<U-FRICT >=  38.000     (BOTH WALLS)
ITEM NO.  10<U-KA    >= 0.23800     WALL NO.        1
ITEM NO.  11<U-KP    >=  7.2320     WALL NO.        1
ITEM NO.  12<K0-NC   >= 0.50000     (BOTH WALLS)
ITEM NO.  13<NEXP    >= 0.50000     (BOTH WALLS)
ITEM NO.  14<OCR     >=  1.0000     (BOTH WALLS)
ITEM NO.  16<MODEL   >=  1.0000     (BOTH WALLS)
```

```
ITEM NO.  17<EVC     >=  15000.     (BOTH WALLS)
ITEM NO.  18<EUR     >=  45000.     (BOTH WALLS)
ITEM NO.  27<U-PERM  >= 0.10000E-03 (BOTH WALLS)
ITEM NO.  45<U-KAED  >= 0.30640     WALL NO.        1
ITEM NO.  46<U-KAEW  >= 0.37380     WALL NO.        1
ITEM NO.  47<U-KPED  >=  7.1910     WALL NO.        1
ITEM NO.  48<U-KPEW  >=  6.6710     WALL NO.        1
ITEM NO.  52<D-NATURE>=  1.0000     (BOTH WALLS)
ITEM NO.  53<D-LEVEL >=  0.0000     (BOTH WALLS)
ITEM NO.  59<D-FRICT >=  38.000     (BOTH WALLS)
ITEM NO.  60<D-KA    >= 0.23800     WALL NO.        1
ITEM NO.  61<D-KP    >=  7.2320     WALL NO.        1
ITEM NO.  77<D-PERM  >= 0.10000E-03 (BOTH WALLS)
ITEM NO.  95<D-KAED  >= 0.28220     WALL NO.        1
ITEM NO.  96<D-KAEW  >= 0.35140     WALL NO.        1
ITEM NO.  97<D-KPED  >=  6.4190     WALL NO.        1
ITEM NO.  98<D-KPEW  >=  5.8860     WALL NO.        1

 NON ZERO LAYER DESCRIPTORS FOR LAYER NO.    2 FOR STEP NO.    6

ITEM NO.   1<NAME    >=  17.000     (BOTH WALLS)
ITEM NO.   2<NATURE  >=  1.0000     (BOTH WALLS)
ITEM NO.   3<LEVEL   >=  0.0000     (BOTH WALLS)
ITEM NO.   4<WALL    >=  1.0000     (BOTH WALLS)
ITEM NO.   5<GAMMAD  >=  16.000     (BOTH WALLS)
ITEM NO.   6<GAMMAB  >=  6.0000     (BOTH WALLS)
ITEM NO.   7<GAMMAW  >=  10.000     (BOTH WALLS)
ITEM NO.   9<U-FRICT >=  30.000     (BOTH WALLS)
ITEM NO.  10<U-KA    >= 0.33300     WALL NO.        1
ITEM NO.  11<U-KP    >=  4.2880     WALL NO.        1
ITEM NO.  12<K0-NC   >= 0.50000     (BOTH WALLS)
ITEM NO.  13<NEXP    >= 0.50000     (BOTH WALLS)
ITEM NO.  14<OCR     >=  1.0000     (BOTH WALLS)
ITEM NO.  16<MODEL   >=  1.0000     (BOTH WALLS)
ITEM NO.  17<EVC     >=  30000.     (BOTH WALLS)
ITEM NO.  18<EUR     >=  48000.     (BOTH WALLS)
ITEM NO.  27<U-PERM  >= 0.10000E-04 (BOTH WALLS)
ITEM NO.  45<U-KAED  >= 0.41800     WALL NO.        1
ITEM NO.  46<U-KAEW  >= 0.56440     WALL NO.        1
ITEM NO.  47<U-KPED  >=  4.2150     WALL NO.        1
ITEM NO.  48<U-KPEW  >=  3.5630     WALL NO.        1
ITEM NO.  52<D-NATURE>=  1.0000     (BOTH WALLS)
ITEM NO.  53<D-LEVEL >=  0.0000     (BOTH WALLS)
ITEM NO.  59<D-FRICT >=  30.000     (BOTH WALLS)
ITEM NO.  60<D-KA    >= 0.33300     WALL NO.        1
ITEM NO.  61<D-KP    >=  4.2880     WALL NO.        1
ITEM NO.  77<D-PERM  >= 0.10000E-04 (BOTH WALLS)
ITEM NO.  95<D-KAED  >= 0.38360     WALL NO.        1
ITEM NO.  96<D-KAEW  >= 0.53700     WALL NO.        1
ITEM NO.  97<D-KPED  >=  3.7570     WALL NO.        1
ITEM NO.  98<D-KPEW  >=  3.0830     WALL NO.        1

 NON ZERO LAYER DESCRIPTORS FOR LAYER NO.    3 FOR STEP NO.    6

ITEM NO.   1<NAME    >=  18.000     (BOTH WALLS)
ITEM NO.   2<NATURE  >=  1.0000     (BOTH WALLS)
ITEM NO.   3<LEVEL   >= -5.0000     (BOTH WALLS)
ITEM NO.   4<WALL    >=  1.0000     (BOTH WALLS)
ITEM NO.   5<GAMMAD  >=  16.000     (BOTH WALLS)
ITEM NO.   6<GAMMAB  >=  6.0000     (BOTH WALLS)
ITEM NO.   7<GAMMAW  >=  10.000     (BOTH WALLS)
ITEM NO.   8<U-COHE  >=  1.0000     (BOTH WALLS)
ITEM NO.   9<U-FRICT >=  33.000     (BOTH WALLS)
ITEM NO.  10<U-KA    >= 0.29500     WALL NO.        1
ITEM NO.  11<U-KP    >=  6.0490     WALL NO.        1
ITEM NO.  12<K0-NC   >= 0.50000     (BOTH WALLS)
ITEM NO.  13<NEXP    >= 0.50000     (BOTH WALLS)
ITEM NO.  14<OCR     >=  1.0000     (BOTH WALLS)
ITEM NO.  16<MODEL   >=  1.0000     (BOTH WALLS)
ITEM NO.  17<EVC     >=  68000.     (BOTH WALLS)
ITEM NO.  18<EUR     >= 0.10880E+06 (BOTH WALLS)
ITEM NO.  27<U-PERM  >= 0.10000E-04 (BOTH WALLS)
ITEM NO.  45<U-KAED  >= 0.37270     WALL NO.        1
ITEM NO.  46<U-KAEW  >= 0.50860     WALL NO.        1
```

```
ITEM NO.  47<U-KPED  >=  6.0780     WALL NO.        1
ITEM NO.  48<U-KPEW  >=  5.4070     WALL NO.        1
ITEM NO.  52<D-NATURE>=  1.0000     (BOTH WALLS)
ITEM NO.  53<D-LEVEL >=  0.0000     (BOTH WALLS)
ITEM NO.  58<D-COHE  >=  1.0000     (BOTH WALLS)
ITEM NO.  59<D-FRICT >=  33.000     (BOTH WALLS)
ITEM NO.  60<D-KA    >= 0.29500     WALL NO.        1
ITEM NO.  61<D-KP    >=  5.1600     WALL NO.        1
ITEM NO.  77<D-PERM  >= 0.10000E-04 (BOTH WALLS)
ITEM NO.  95<D-KAED  >= 0.34280     WALL NO.        1
ITEM NO.  96<D-KAEW  >= 0.48390     WALL NO.        1
ITEM NO.  97<D-KPED  >=  4.5450     WALL NO.        1
ITEM NO.  98<D-KPEW  >=  3.7940     WALL NO.        1


DEFAULT WATER UNIT WEIGHT =  10.000
AVERAGED ON    18 VALUES
```

```
+-----------------------------------------------------------------------------------------------------------------------+
|                   PARATIEPLUS(TM)   NLS ENGINE RELEASE  2018.0    FULL VERSION  *Build date:Nov 13, 2017*              |
|                                                                                                                       |
|                                    NewProject.BaseDesignSection_28.SISMICASTR_1243                                    |
|                                   Exe Time : 4 September 2018 18:06:13                                                |
+-----------------------------------------------------------------------------------------------------------------------+

PHASE DESCRIPTORS


STEP  NO.     1
                                        LEFT WALL    RIGHT WALL
Y                                        0.000       -0.9990E+30
Z-PC                                     0.000         0.000
Z-EXCAVATION                             0.000         0.000
Z-WATER_TABLE                           -18.00       -0.9990E+30
Q_AT_THE_FREE_FIELD_LEVEL                0.000         0.000
ZQ                                       0.000         0.000
DZW_OF_THE_WATER_TABLE                   0.000         0.000
QS_ON_THE_EXCAVATION_SIDE                0.000         0.000
ZQS                                     -0.9990E+30   -0.9990E+30
ZCUT                                     0.000         0.000
BALANCE LEVEL FOR PORE PRESSURES        -13.50        -13.50
WATER_BEHAVIOUR_FLAG (LINING OPT)        0.000         0.000
PORE_UPDATE_FLAG                         0.000         0.000
PORE_TAB. _FLAG (gt.0= use tabs)         0.000         0.000
lateral thrusts reduction elevatio       0.000         0.000
Downhill reduction factor for effe       0.000         0.000
Downhill reduction factor for pore       0.000         0.000
Uphill reduction factor for effect       0.000         0.000
Uphill reduction factor for pore p       0.000         0.000
SEISMIC HORIZONTAL ACCEL. Kh [g]         0.000         0.000
UPHILL VERTICAL ACCEL.  Kv_uh [g]        0.000         0.000
DOWNHILL VERTICAL ACCEL.Kv_dh [g]        0.000         0.000
UPHILL BETA ANGLE (SLOPE) [deg]          0.000         0.000
UPHILL DELTA/PHI RATIO                   0.000         0.000
DOWNHILL BETA ANGLE (SLOPE) [deg]        0.000         0.000
DOWNHILL DELTA/PHI RATIO                 0.000         0.000
DYN.WATER BEHAVIOUR                      0.000         0.000
Excess pore pressure RATIO Ru            0.000         0.000
SEISMIC PRESSURE LOWER VALUE             0.000         0.000
SEISMIC PRESSURE UPPER VALUE             0.000         0.000
SEISMIC PRESSURE LOWER LEVEL             0.000         0.000
SEISMIC PRESSURE UPPER LEVEL             0.000         0.000

=========================================================================================================end of step    1


STEP  NO.     2
                                        LEFT WALL    RIGHT WALL
Y                                        0.000       -0.9990E+30
Z-PC                                     0.000         0.000
Z-EXCAVATION                            -1.000         0.000
Z-WATER_TABLE                           -18.00       -0.9990E+30
Q_AT_THE_FREE_FIELD_LEVEL                0.000         0.000
ZQ                                       0.000         0.000
DZW_OF_THE_WATER_TABLE                   0.000         0.000
QS_ON_THE_EXCAVATION_SIDE                0.000         0.000
ZQS                                     -0.9990E+30   -0.9990E+30
ZCUT                                     0.000         0.000
BALANCE LEVEL FOR PORE PRESSURES        -13.50        -13.50
WATER_BEHAVIOUR_FLAG (LINING OPT)        0.000         0.000
PORE_UPDATE_FLAG                         0.000         0.000
PORE_TAB. _FLAG (gt.0= use tabs)         0.000         0.000
lateral thrusts reduction elevatio       0.000         0.000
Downhill reduction factor for effe       0.000         0.000
Downhill reduction factor for pore       0.000         0.000
Uphill reduction factor for effect       0.000         0.000
Uphill reduction factor for pore p       0.000         0.000
SEISMIC HORIZONTAL ACCEL. Kh [g]         0.000         0.000
UPHILL VERTICAL ACCEL.  Kv_uh [g]        0.000         0.000
```

DOWNHILL VERTICAL ACCEL.Kv_dh [g]	0.000	0.000
UPHILL BETA ANGLE (SLOPE) [deg]	0.000	0.000
UPHILL DELTA/PHI RATIO	0.000	0.000
DOWNHILL BETA ANGLE (SLOPE) [deg]	0.000	0.000
DOWNHILL DELTA/PHI RATIO	0.000	0.000
DYN.WATER BEHAVIOUR	0.000	0.000
Excess pore pressure RATIO Ru	0.000	0.000
SEISMIC PRESSURE LOWER VALUE	0.000	0.000
SEISMIC PRESSURE UPPER VALUE	0.000	0.000
SEISMIC PRESSURE LOWER LEVEL	0.000	0.000
SEISMIC PRESSURE UPPER LEVEL	0.000	0.000

==========end of step 2

STEP NO. 3

	LEFT WALL	RIGHT WALL
Y	0.000	-0.9990E+30
Z-PC	0.000	0.000
Z-EXCAVATION	-1.000	0.000
Z-WATER_TABLE	-18.00	-0.9990E+30
Q_AT_THE_FREE_FIELD_LEVEL	0.000	0.000
ZQ	0.000	0.000
DZW_OF_THE_WATER_TABLE	0.000	0.000
QS_ON_THE_EXCAVATION_SIDE	0.000	0.000
ZQS	-0.9990E+30	-0.9990E+30
ZCUT	0.000	0.000
BALANCE LEVEL FOR PORE PRESSURES	-13.50	-13.50
WATER_BEHAVIOUR_FLAG (LINING OPT)	0.000	0.000
PORE_UPDATE_FLAG	0.000	0.000
PORE_TAB. _FLAG (gt.0= use tabs)	0.000	0.000
lateral thrusts reduction elevatio	0.000	0.000
Downhill reduction factor for effe	0.000	0.000
Downhill reduction factor for pore	0.000	0.000
Uphill reduction factor for effect	0.000	0.000
Uphill reduction factor for pore p	0.000	0.000
SEISMIC HORIZONTAL ACCEL. Kh [g]	0.000	0.000
UPHILL VERTICAL ACCEL. Kv_uh [g]	0.000	0.000
DOWNHILL VERTICAL ACCEL.Kv_dh [g]	0.000	0.000
UPHILL BETA ANGLE (SLOPE) [deg]	0.000	0.000
UPHILL DELTA/PHI RATIO	0.000	0.000
DOWNHILL BETA ANGLE (SLOPE) [deg]	0.000	0.000
DOWNHILL DELTA/PHI RATIO	0.000	0.000
DYN.WATER BEHAVIOUR	0.000	0.000
Excess pore pressure RATIO Ru	0.000	0.000
SEISMIC PRESSURE LOWER VALUE	0.000	0.000
SEISMIC PRESSURE UPPER VALUE	0.000	0.000
SEISMIC PRESSURE LOWER LEVEL	0.000	0.000
SEISMIC PRESSURE UPPER LEVEL	0.000	0.000

==========end of step 3

STEP NO. 4

	LEFT WALL	RIGHT WALL
Y	0.000	-0.9990E+30
Z-PC	0.000	0.000
Z-EXCAVATION	-9.000	0.000
Z-WATER_TABLE	-18.00	-0.9990E+30
Q_AT_THE_FREE_FIELD_LEVEL	0.000	0.000
ZQ	0.000	0.000
DZW_OF_THE_WATER_TABLE	0.000	0.000
QS_ON_THE_EXCAVATION_SIDE	0.000	0.000
ZQS	-0.9990E+30	-0.9990E+30
ZCUT	0.000	0.000
BALANCE LEVEL FOR PORE PRESSURES	-13.50	-13.50
WATER_BEHAVIOUR_FLAG (LINING OPT)	0.000	0.000
PORE_UPDATE_FLAG	0.000	0.000
PORE_TAB. _FLAG (gt.0= use tabs)	0.000	0.000
lateral thrusts reduction elevatio	0.000	0.000
Downhill reduction factor for effe	0.000	0.000
Downhill reduction factor for pore	0.000	0.000
Uphill reduction factor for effect	0.000	0.000
Uphill reduction factor for pore p	0.000	0.000

SEISMIC HORIZONTAL ACCEL. Kh [g]	0.000	0.000
UPHILL VERTICAL ACCEL. Kv_uh [g]	0.000	0.000
DOWNHILL VERTICAL ACCEL.Kv_dh [g]	0.000	0.000
UPHILL BETA ANGLE (SLOPE) [deg]	0.000	0.000
UPHILL DELTA/PHI RATIO	0.000	0.000
DOWNHILL BETA ANGLE (SLOPE) [deg]	0.000	0.000
DOWNHILL DELTA/PHI RATIO	0.000	0.000
DYN.WATER BEHAVIOUR	0.000	0.000
Excess pore pressure RATIO Ru	0.000	0.000
SEISMIC PRESSURE LOWER VALUE	0.000	0.000
SEISMIC PRESSURE UPPER VALUE	0.000	0.000
SEISMIC PRESSURE LOWER LEVEL	0.000	0.000
SEISMIC PRESSURE UPPER LEVEL	0.000	0.000

==========end of step 4

STEP NO. 5

	LEFT WALL	RIGHT WALL
Y	0.000	-0.9990E+30
Z-PC	0.000	0.000
Z-EXCAVATION	-8.500	0.000
Z-WATER_TABLE	-18.00	-0.9990E+30
Q_AT_THE_FREE_FIELD_LEVEL	0.000	0.000
ZQ	0.000	0.000
DZW_OF_THE_WATER_TABLE	0.000	0.000
QS_ON_THE_EXCAVATION_SIDE	0.000	0.000
ZQS	-0.9990E+30	-0.9990E+30
ZCUT	0.000	0.000
BALANCE LEVEL FOR PORE PRESSURES	-13.50	-13.50
WATER_BEHAVIOUR_FLAG (LINING OPT)	0.000	0.000
PORE_UPDATE_FLAG	0.000	0.000
PORE_TAB. _FLAG (gt.0= use tabs)	0.000	0.000
lateral thrusts reduction elevatio	0.000	0.000
Downhill reduction factor for effe	0.000	0.000
Downhill reduction factor for pore	0.000	0.000
Uphill reduction factor for effect	0.000	0.000
Uphill reduction factor for pore p	0.000	0.000
SEISMIC HORIZONTAL ACCEL. Kh [g]	0.000	0.000
UPHILL VERTICAL ACCEL. Kv_uh [g]	0.000	0.000
DOWNHILL VERTICAL ACCEL.Kv_dh [g]	0.000	0.000
UPHILL BETA ANGLE (SLOPE) [deg]	0.000	0.000
UPHILL DELTA/PHI RATIO	0.000	0.000
DOWNHILL BETA ANGLE (SLOPE) [deg]	0.000	0.000
DOWNHILL DELTA/PHI RATIO	0.000	0.000
DYN.WATER BEHAVIOUR	0.000	0.000
Excess pore pressure RATIO Ru	0.000	0.000
SEISMIC PRESSURE LOWER VALUE	0.000	0.000
SEISMIC PRESSURE UPPER VALUE	0.000	0.000
SEISMIC PRESSURE LOWER LEVEL	0.000	0.000
SEISMIC PRESSURE UPPER LEVEL	0.000	0.000

==========end of step 5

STEP NO. 6

	LEFT WALL	RIGHT WALL
Y	0.000	-0.9990E+30
Z-PC	0.000	0.000
Z-EXCAVATION	-8.500	0.000
Z-WATER_TABLE	-18.00	-0.9990E+30
Q_AT_THE_FREE_FIELD_LEVEL	0.000	0.000
ZQ	0.000	0.000
DZW_OF_THE_WATER_TABLE	0.000	0.000
QS_ON_THE_EXCAVATION_SIDE	0.000	0.000
ZQS	-0.9990E+30	-0.9990E+30
ZCUT	0.000	0.000
BALANCE LEVEL FOR PORE PRESSURES	-13.50	-13.50
WATER_BEHAVIOUR_FLAG (LINING OPT)	0.000	0.000
PORE_UPDATE_FLAG	0.000	0.000
PORE_TAB. _FLAG (gt.0= use tabs)	0.000	0.000
lateral thrusts reduction elevatio	0.000	0.000
Downhill reduction factor for effe	0.000	0.000
Downhill reduction factor for pore	0.000	0.000

```
Uphill reduction factor for effect      0.000         0.000
Uphill reduction factor for pore p      0.000         0.000
SEISMIC HORIZONTAL ACCEL. Kh [g]       0.1059         0.000
UPHILL VERTICAL ACCEL.  Kv_uh [g]     0.5294E-01      0.000
DOWNHILL VERTICAL ACCEL.Kv_dh [g]    -0.5294E-01      0.000
UPHILL BETA ANGLE (SLOPE) [deg]         0.000         0.000
UPHILL DELTA/PHI RATIO                 0.5000         0.000
DOWNHILL BETA ANGLE (SLOPE) [deg]       0.000         0.000
DOWNHILL DELTA/PHI RATIO               0.5000         0.000
DYN.WATER BEHAVIOUR                     0.000         0.000
Excess pore pressure RATIO Ru           0.000         0.000
SEISMIC PRESSURE LOWER VALUE            39.37         0.000
SEISMIC PRESSURE UPPER VALUE            39.37         0.000
SEISMIC PRESSURE LOWER LEVEL           -8.500         0.000
SEISMIC PRESSURE UPPER LEVEL            0.000         0.000

================================================================================================================end of step    6


 LEFT-HAND WALL

 LOWER  LEVEL         -13.50000
 UPPER  LEVEL           0.00000

 RIGHT-HAND WALL

 LOWER  LEVEL         -13.50000
 UPPER  LEVEL           0.00000
```

```
+-------------------------------------------------------------------------------------------------------------------------------+
|                  PARATIEPLUS(TM)   NLS ENGINE RELEASE  2018.0    FULL VERSION  *Build date:Nov 13, 2017*                    |
|                                                                                                                               |
|                                  NewProject.BaseDesignSection_28.SISMICASTR_1243                                              |
|                                 Exe Time : 4 September 2018 18:06:13                                                          |
+-------------------------------------------------------------------------------------------------------------------------------+
 I N I T I A L   S T R E S S   T A B L E S

            S E C T I O N

 NUMBER OF DEFINED TABLES             2


INPUT DATA FOR INITIAL STRESS SET NO.    1
PERTAINING SOIL ELEMENTS AT Y-COORD    0.0000

ACTIVATION TIME                              1.0000
END TIME (TIME BEYOND WHICH IT IS REMOVED)   6.0000

TYPE BOUSSINESQ

 HORIZONTAL DISTANCE (DY)           1.00000000000000
 FOUNDATION WIDTH    (B)            11.0000000000000
 ZETA-F.....                   0.000000000000000E+000
 Q-F .....                      20.0000000000000
 BETA .....                     45.0000000000000
 BEHAVIOUR (0=FREE, 1=REFLECTING)  0.000000000000000E+000


INPUT DATA FOR INITIAL STRESS SET NO.    2
PERTAINING SOIL ELEMENTS AT Y-COORD    0.0000

ACTIVATION TIME                              1.0000
END TIME (TIME BEYOND WHICH IT IS REMOVED)   6.0000

TYPE BOUSSINESQ

 HORIZONTAL DISTANCE (DY)           18.0000000000000
 FOUNDATION WIDTH    (B)            12.0000000000000
 ZETA-F.....                    2.70000000000000
 Q-F .....                      20.0000000000000
 BETA .....                     45.0000000000000
 BEHAVIOUR (0=FREE, 1=REFLECTING)  0.000000000000000E+000


 ELEMENT GROUPS BACKUP AREA CAN STAY IN CORE AT
 POSITION        5325

 NO. OF D.P.W  FOR THIS AREA       8205
 MAX NO. OF D.P.W. AVAILABLE      81920
 ** MAX NO OF ITERATIONS SET TO          40

ITER     0 RNORM = 0.000     RMNORM= 0.000
           RINORM=0.2381E+05 RIMNOR= 0.000
           RENORM=0.1657E-28 REMNOR= 0.000     RATIO =0.2638E-16 TOLER =0.1000E-03      CONVERGED !
           RFMAX = 21.83     RMMAX = 0.000
           RTSMAL=0.1000E-03 RMSMAL= 0.000
           RDT   =0.2381E+05 RDR   = 0.000
           RATIOT=0.2638E-16 RATIOR= 0.000
           MAX UN=0.1776E-14 IEQ=    87 NODE     44 DOF   1  Y-DISPL.F
           MIN UN=-.1776E-14 IEQ=    33 NODE     17 DOF   1  Y-DISPL.F
           NO. OF CONTACT CONSTRAINT VIOLATIONS     0


ITER     1 RNORM = 0.000     RMNORM= 0.000
           RINORM=0.2381E+05 RIMNOR= 0.000
           RENORM=0.1414E-30 REMNOR=0.1755E-53 RATIO =0.2437E-17 TOLER =0.1000E-03      CONVERGED !
           RFMAX = 21.83     RMMAX = 0.000
           RTSMAL=0.1000E-03 RMSMAL= 0.000
           RDT   =0.2381E+05 RDR   = 0.000
           RATIOT=0.2437E-17 RATIOR= 0.000
```

```
  MAX UN=0.7839E-16 IEQ=    87 NODE     44 DOF   1  Y-DISPL.F
  MIN UN=-.3362E-18 IEQ=   137 NODE     69 DOF   1  Y-DISPL.F
  NO. OF CONTACT CONSTRAINT VIOLATIONS     0


ITER     2 RNORM = 0.000     RMNORM= 0.000
  RINORM=0.2381E+05 RIMNOR= 0.000
  RENORM=0.1247E-30 REMNOR=0.4802E-53 RATIO =0.2288E-17 TOLER =0.1000E-03      CONVERGED !
  RFMAX = 21.83     RMMAX = 0.000
  RTSMAL=0.1000E-03 RMSMAL= 0.000
  RDT   =0.2381E+05 RDR   = 0.000
  RATIOT=0.2288E-17 RATIOR= 0.000
  MAX UN=0.6094E-16 IEQ=    79 NODE     40 DOF   1  Y-DISPL.F
  MIN UN=-.6626E-27 IEQ=   102 NODE     51 DOF   2   X-ROT. F
  NO. OF CONTACT CONSTRAINT VIOLATIONS     0
```

```
+-------------------------------------------------------------------------------------------------------------------------------+
|                   PARATIEPLUS(TM)   NLS ENGINE RELEASE  2018.0    FULL VERSION  *Build date:Nov 13, 2017*                    |
|                                                                                                                               |
|                                    NewProject.BaseDesignSection_28.SISMICASTR_1243                                            |
|                                   Exe Time : 4 September 2018 18:06:13                                                        |
+-------------------------------------------------------------------------------------------------------------------------------+
New Project
SOLUTION REACHED USING     2 ITERATIONS ON   40

P R I N T   O U T   F O R   T I M E   S T E P    1     ( AT TIME   1.000     )

PRINT OUT OF ACTIVE COMPONENTS (FIXED NODES ARE NOT PRINTED OUT)

          Y-DISPL.F        X-ROT. F
           (02)             (04)            (


ALL NODAL POINTS HAVE ZERO DISPLACEMENT COMPONENTS
```

```
+-------------------------------------------------------------------------------------------------------------------------------+
|                   PARATIEPLUS(TM)   NLS ENGINE RELEASE  2018.0    FULL VERSION  *Build date:Nov 13, 2017*                    |
|                                                                                                                               |
|                                    NewProject.BaseDesignSection_28.SISMICASTR_1243                                            |
|                                   Exe Time : 4 September 2018 18:06:13                                                        |
+-------------------------------------------------------------------------------------------------------------------------------+
New Project


S T R E S S   R E S U L T S   F O R   G R O U P   N O.   1

0_L                                                              :
ELEMENT TYPE    5 NO.OF ELEMENTS. IN THIS GROUP   69
C U R R E N T   T I M E   I S      1.0000

 HARDENING 2D SOIL ELEMENT

 ****** TOTAL STRESS FORMULATION *****

  EL *   FORCE     DISPL-Y  VERTICAL-P  HORIZON.-P     MAX-V-P     MAX-H-P           STATE   STIFFNESS Z-LEVEL      PORE
E FACTOR    UFACTOR       Peq           Su_a         Su_p     LAYER
 ------------------------------------------------------------------------------------------------------------------------------
-------------------------------------------------------------------------------------------
   1 D  7.4201E-02 -4.2525E-21  1.0882E-02  0.7420      1.0882E-02  0.7420            V-C  2.8868E+04   0.000       0.000
1.000       1.000      0.7420       0.000       0.000     DI1_164_167_L_0
   2 D  0.9324     -4.2381E-21   3.246       4.662       3.246       4.662           V-C  2.8868E+04 -0.2000       0.000
1.000       1.000       4.662       0.000       0.000     DI1_164_167_L_0
   3 D   1.648     -4.2237E-21   6.643       8.238       6.643       8.238           V-C  2.8868E+04 -0.4000       0.000
1.000       1.000       8.238       0.000       0.000     DI1_164_167_L_0
   4 D   2.262     -4.2092E-21   10.25       11.31       10.25       11.31           V-C  2.8868E+04 -0.6000       0.000
1.000       1.000       11.31       0.000       0.000     DI1_164_167_L_0
   5 D   2.780     -4.1943E-21   14.01       13.90       14.01       13.90           V-C  2.8868E+04 -0.8000       0.000
1.000       1.000       13.90       0.000       0.000     DI1_164_167_L_0
   6 D   3.224     -4.1790E-21   17.84       16.12       17.84       16.12           V-C  2.8868E+04  -1.000       0.000
1.000       1.000       16.12       0.000       0.000     DI1_164_167_L_0
   7 D   3.616     -4.1630E-21   21.67       18.08       21.67       18.08           V-C  2.8868E+04  -1.200       0.000
1.000       1.000       18.08       0.000       0.000     DI1_164_167_L_0
   8 D   3.975     -4.1458E-21   25.73       19.88       25.73       19.88           V-C  2.8868E+04  -1.400       0.000
1.000       1.000       19.88       0.000       0.000     DI1_164_167_L_0
   9 D   4.312     -4.1271E-21   30.08       21.56       30.08       21.56           V-C  2.8868E+04  -1.600       0.000
1.000       1.000       21.56       0.000       0.000     DI1_164_167_L_0
  10 D   4.634     -4.1065E-21   34.22       23.17       34.22       23.17           V-C  2.8868E+04  -1.800       0.000
1.000       1.000       23.17       0.000       0.000     DI1_164_167_L_0
  11 D   4.946     -4.0839E-21   38.20       24.73       38.20       24.73           V-C  2.8868E+04  -2.000       0.000
1.000       1.000       24.73       0.000       0.000     DI1_164_167_L_0
  12 D   5.252     -4.0611E-21   41.58       26.26       41.58       26.26           V-C  2.8868E+04  -2.200       0.000
1.000       1.000       26.26       0.000       0.000     DI1_164_167_L_0
  13 D   5.554     -4.0403E-21   45.39       27.77       45.39       27.77           V-C  2.8868E+04  -2.400       0.000
1.000       1.000       27.77       0.000       0.000     DI1_164_167_L_0
  14 D   5.853     -4.0237E-21   49.13       29.26       49.13       29.26           V-C  2.8868E+04  -2.600       0.000
1.000       1.000       29.26       0.000       0.000     DI1_164_167_L_0
  15 D   6.150     -4.0134E-21   52.79       30.75       52.79       30.75           V-C  2.8868E+04  -2.800       0.000
1.000       1.000       30.75       0.000       0.000     DI1_164_167_L_0
  16 D   6.445     -4.0115E-21   56.41       32.23       56.41       32.23           V-C  2.8868E+04  -3.000       0.000
1.000       1.000       32.23       0.000       0.000     DI1_164_167_L_0
  17 D   6.740     -4.0198E-21   59.97       33.70       59.97       33.70           V-C  2.8868E+04  -3.200       0.000
1.000       1.000       33.70       0.000       0.000     DI1_164_167_L_0
  18 D   7.034     -4.0394E-21   63.19       35.17       63.19       35.17           V-C  2.8868E+04  -3.400       0.000
1.000       1.000       35.17       0.000       0.000     DI1_164_167_L_0
  19 D   7.328     -4.0672E-21   66.71       36.64       66.71       36.64           V-C  2.8868E+04  -3.600       0.000
1.000       1.000       36.64       0.000       0.000     DI1_164_167_L_0
  20 D   7.622     -4.0992E-21   70.19       38.11       70.19       38.11           V-C  2.8868E+04  -3.800       0.000
1.000       1.000       38.11       0.000       0.000     DI1_164_167_L_0
  21 D   7.915     -4.1323E-21   73.66       39.58       73.66       39.58           V-C  2.8868E+04  -4.000       0.000
1.000       1.000       39.58       0.000       0.000     DI1_164_167_L_0
  22 D   8.209     -4.1671E-21   77.10       41.05       77.10       41.05           V-C  2.8868E+04  -4.200       0.000
1.000       1.000       41.05       0.000       0.000     DI1_164_167_L_0
  23 D   8.503     -4.2052E-21   80.28       42.52       80.28       42.52           V-C  2.8868E+04  -4.400       0.000
1.000       1.000       42.52       0.000       0.000     DI1_164_167_L_0
  24 D   8.798     -4.2481E-21   83.70       43.99       83.70       43.99           V-C  2.8868E+04  -4.600       0.000
1.000       1.000       43.99       0.000       0.000     DI1_164_167_L_0
```

25 D	9.092	-4.2971E-21	87.10	45.46	87.10	45.46	V-C	2.8868E+04	-4.800	0.000		
1.000	1.000	45.46	0.000	0.000	DI1_164_167_L_0							
26 D	9.387	-4.3535E-21	90.49	46.94	90.49	46.94	V-C	6.9578E+04	-5.000	0.000		
1.000	1.000	46.94	0.000	0.000	DI2_165_168_L_0							
27 D	9.683	-4.4186E-21	93.86	48.41	93.86	48.41	V-C	6.9578E+04	-5.200	0.000		
1.000	1.000	48.41	0.000	0.000	DI2_165_168_L_0							
28 D	9.979	-4.4933E-21	97.03	49.89	97.03	49.89	V-C	6.9578E+04	-5.400	0.000		
1.000	1.000	49.89	0.000	0.000	DI2_165_168_L_0							
29 D	10.27	-4.5787E-21	100.4	51.37	100.4	51.37	V-C	6.9578E+04	-5.600	0.000		
1.000	1.000	51.37	0.000	0.000	DI2_165_168_L_0							
30 D	10.57	-4.6754E-21	103.7	52.86	103.7	52.86	V-C	6.9578E+04	-5.800	0.000		
1.000	1.000	52.86	0.000	0.000	DI2_165_168_L_0							
31 D	10.87	-4.7839E-21	107.1	54.34	107.1	54.34	V-C	6.9578E+04	-6.000	0.000		
1.000	1.000	54.34	0.000	0.000	DI2_165_168_L_0							
32 D	11.17	-4.9045E-21	110.4	55.83	110.4	55.83	V-C	6.9578E+04	-6.200	0.000		
1.000	1.000	55.83	0.000	0.000	DI2_165_168_L_0							
33 D	11.46	-5.0374E-21	113.8	57.32	113.8	57.32	V-C	6.9578E+04	-6.400	0.000		
1.000	1.000	57.32	0.000	0.000	DI2_165_168_L_0							
34 D	11.76	-5.1826E-21	116.9	58.81	116.9	58.81	V-C	6.9578E+04	-6.600	0.000		
1.000	1.000	58.81	0.000	0.000	DI2_165_168_L_0							
35 D	12.06	-5.3388E-21	120.2	60.31	120.2	60.31	V-C	6.9578E+04	-6.800	0.000		
1.000	1.000	60.31	0.000	0.000	DI2_165_168_L_0							
36 D	12.36	-5.5007E-21	123.6	61.81	123.6	61.81	V-C	6.9578E+04	-7.000	0.000		
1.000	1.000	61.81	0.000	0.000	DI2_165_168_L_0							
37 D	12.66	-5.6621E-21	126.9	63.31	126.9	63.31	V-C	6.9578E+04	-7.200	0.000		
1.000	1.000	63.31	0.000	0.000	DI2_165_168_L_0							
38 D	12.96	-5.8163E-21	130.2	64.81	130.2	64.81	V-C	6.9578E+04	-7.400	0.000		
1.000	1.000	64.81	0.000	0.000	DI2_165_168_L_0							
39 D	13.26	-5.9566E-21	133.3	66.31	133.3	66.31	V-C	6.9578E+04	-7.600	0.000		
1.000	1.000	66.31	0.000	0.000	DI2_165_168_L_0							
40 D	13.56	-6.0758E-21	136.7	67.82	136.7	67.82	V-C	6.9578E+04	-7.800	0.000		
1.000	1.000	67.82	0.000	0.000	DI2_165_168_L_0							
41 D	13.87	-6.1680E-21	140.0	69.33	140.0	69.33	V-C	6.9578E+04	-8.000	0.000		
1.000	1.000	69.33	0.000	0.000	DI2_165_168_L_0							
42 D	14.17	-6.2304E-21	143.3	70.84	143.3	70.84	V-C	6.9578E+04	-8.200	0.000		
1.000	1.000	70.84	0.000	0.000	DI2_165_168_L_0							
43 D	14.47	-6.2613E-21	146.5	72.35	146.5	72.35	V-C	6.9578E+04	-8.400	0.000		
1.000	1.000	72.35	0.000	0.000	DI2_165_168_L_0							
44 D	14.77	-6.2586E-21	149.8	73.86	149.8	73.86	V-C	6.9578E+04	-8.600	0.000		
1.000	1.000	73.86	0.000	0.000	DI2_165_168_L_0							
45 D	15.08	-6.2212E-21	153.0	75.38	153.0	75.38	V-C	6.9578E+04	-8.800	0.000		
1.000	1.000	75.38	0.000	0.000	DI2_165_168_L_0							
46 D	15.38	-6.1514E-21	156.3	76.90	156.3	76.90	V-C	6.9578E+04	-9.000	0.000		
1.000	1.000	76.90	0.000	0.000	DI2_165_168_L_0							
47 D	15.68	-6.0524E-21	159.6	78.42	159.6	78.42	V-C	6.9578E+04	-9.200	0.000		
1.000	1.000	78.42	0.000	0.000	DI2_165_168_L_0							
48 D	15.99	-5.9272E-21	162.9	79.94	162.9	79.94	V-C	6.9578E+04	-9.400	0.000		
1.000	1.000	79.94	0.000	0.000	DI2_165_168_L_0							
49 D	16.29	-5.7786E-21	166.1	81.46	166.1	81.46	V-C	6.9578E+04	-9.600	0.000		
1.000	1.000	81.46	0.000	0.000	DI2_165_168_L_0							
50 D	16.60	-5.6092E-21	169.3	82.99	169.3	82.99	V-C	6.9578E+04	-9.800	0.000		
1.000	1.000	82.99	0.000	0.000	DI2_165_168_L_0							
51 D	16.90	-5.4215E-21	172.6	84.52	172.6	84.52	V-C	6.9578E+04	-10.00	0.000		
1.000	1.000	84.52	0.000	0.000	DI2_165_168_L_0							
52 D	17.21	-5.2176E-21	175.9	86.05	175.9	86.05	V-C	6.9578E+04	-10.20	0.000		
1.000	1.000	86.05	0.000	0.000	DI2_165_168_L_0							
53 D	17.52	-4.9998E-21	179.1	87.58	179.1	87.58	V-C	6.9578E+04	-10.40	0.000		
1.000	1.000	87.58	0.000	0.000	DI2_165_168_L_0							
54 D	17.82	-4.7698E-21	182.4	89.11	182.4	89.11	V-C	6.9578E+04	-10.60	0.000		
1.000	1.000	89.11	0.000	0.000	DI2_165_168_L_0							
55 D	18.13	-4.5294E-21	185.7	90.64	185.7	90.64	V-C	6.9578E+04	-10.80	0.000		
1.000	1.000	90.64	0.000	0.000	DI2_165_168_L_0							
56 D	18.44	-4.2803E-21	188.8	92.18	188.8	92.18	V-C	6.9578E+04	-11.00	0.000		
1.000	1.000	92.18	0.000	0.000	DI2_165_168_L_0							
57 D	18.74	-4.0237E-21	192.1	93.72	192.1	93.72	V-C	6.9578E+04	-11.20	0.000		
1.000	1.000	93.72	0.000	0.000	DI2_165_168_L_0							
58 D	19.05	-3.7611E-21	195.4	95.25	195.4	95.25	V-C	6.9578E+04	-11.40	0.000		
1.000	1.000	95.25	0.000	0.000	DI2_165_168_L_0							
59 D	19.36	-3.4936E-21	198.6	96.79	198.6	96.79	V-C	6.9578E+04	-11.60	0.000		
1.000	1.000	96.79	0.000	0.000	DI2_165_168_L_0							
60 D	19.67	-3.2221E-21	201.9	98.33	201.9	98.33	V-C	6.9578E+04	-11.80	0.000		
1.000	1.000	98.33	0.000	0.000	DI2_165_168_L_0							
61 D	19.98	-2.9475E-21	205.1	99.88	205.1	99.88	V-C	6.9578E+04	-12.00	0.000		
1.000	1.000	99.88	0.000	0.000	DI2_165_168_L_0							

```
  62 D   20.28     -2.6705E-21   208.2       101.4       208.2       101.4            V-C  6.9578E+04  -12.20       0.000
1.000       1.000       101.4       0.000       0.000     DI2_165_168_L_0
  63 D   20.59     -2.3919E-21   211.2       103.0       211.2       103.0            V-C  6.9578E+04  -12.40       0.000
1.000       1.000       103.0       0.000       0.000     DI2_165_168_L_0
  64 D   20.90     -2.1121E-21   214.3       104.5       214.3       104.5            V-C  6.9578E+04  -12.60       0.000
1.000       1.000       104.5       0.000       0.000     DI2_165_168_L_0
  65 D   21.21     -1.8315E-21   217.4       106.1       217.4       106.1            V-C  6.9578E+04  -12.80       0.000
1.000       1.000       106.1       0.000       0.000     DI2_165_168_L_0
  66 D   21.52     -1.5504E-21   220.5       107.6       220.5       107.6            V-C  6.9578E+04  -13.00       0.000
1.000       1.000       107.6       0.000       0.000     DI2_165_168_L_0
  67 D   21.83     -1.2691E-21   223.6       109.2       223.6       109.2            V-C  6.9578E+04  -13.20       0.000
1.000       1.000       109.2       0.000       0.000     DI2_165_168_L_0
  68 D   16.61     -9.8770E-22   226.7       110.7       226.7       110.7            V-C  6.9578E+04  -13.40       0.000
1.000       1.000       110.7       0.000       0.000     DI2_165_168_L_0
  69 D   5.574     -8.4698E-22   228.3       111.5       228.3       111.5            V-C  6.9578E+04  -13.50       0.000
1.000       1.000       111.5       0.000       0.000     DI2_165_168_L_0
```

```
+-------------------------------------------------------------------------------------------------------------------------------+
|                   PARATIEPLUS(TM)   NLS ENGINE RELEASE  2018.0    FULL VERSION  *Build date:Nov 13, 2017*                    |
|                                                                                                                               |
|                                    NewProject.BaseDesignSection_28.SISMICASTR_1243                                            |
|                                   Exe Time : 4 September 2018 18:06:13                                                        |
+-------------------------------------------------------------------------------------------------------------------------------+
New Project


S T R E S S   R E S U L T S   F O R   G R O U P   N O.   2

0_R                                                          :
ELEMENT TYPE    5 NO.OF ELEMENTS. IN THIS GROUP   69
C U R R E N T   T I M E   I S      1.0000

 HARDENING 2D SOIL ELEMENT

 ****** TOTAL STRESS FORMULATION *****

  EL *   FORCE     DISPL-Y  VERTICAL-P  HORIZON.-P     MAX-V-P     MAX-H-P           STATE   STIFFNESS Z-LEVEL      PORE
E FACTOR    UFACTOR       Peq           Su_a         Su_p     LAYER
 ------------------------------------------------------------------------------------------------------------------------------
-------------------------------------------------------------------------------------------
   1 D  7.4201E-02  4.2525E-21   0.000      0.7420       0.000      0.7420            V-C  1.9245E+04   0.000       0.000
1.000       1.000      0.7420       0.000       0.000     DI1_164_167_L_0
   2 D  0.9324      4.2381E-21   3.200       4.662       3.200       4.662            V-C  1.9245E+04 -0.2000       0.000
1.000       1.000       4.662       0.000       0.000     DI1_164_167_L_0
   3 D   1.648      4.2237E-21   6.400       8.238       6.400       8.238            V-C  1.9245E+04 -0.4000       0.000
1.000       1.000       8.238       0.000       0.000     DI1_164_167_L_0
   4 D   2.262      4.2092E-21   9.600       11.31       9.600       11.31            V-C  1.9245E+04 -0.6000       0.000
1.000       1.000       11.31       0.000       0.000     DI1_164_167_L_0
   5 D   2.780      4.1943E-21   12.80       13.90       12.80       13.90            V-C  1.9245E+04 -0.8000       0.000
1.000       1.000       13.90       0.000       0.000     DI1_164_167_L_0
   6 D   3.224      4.1790E-21   16.00       16.12       16.00       16.12            V-C  1.9245E+04  -1.000       0.000
1.000       1.000       16.12       0.000       0.000     DI1_164_167_L_0
   7 D   3.616      4.1630E-21   19.20       18.08       19.20       18.08            V-C  1.9245E+04  -1.200       0.000
1.000       1.000       18.08       0.000       0.000     DI1_164_167_L_0
   8 D   3.975      4.1458E-21   22.40       19.88       22.40       19.88            V-C  1.9245E+04  -1.400       0.000
1.000       1.000       19.88       0.000       0.000     DI1_164_167_L_0
   9 D   4.312      4.1271E-21   25.60       21.56       25.60       21.56            V-C  1.9245E+04  -1.600       0.000
1.000       1.000       21.56       0.000       0.000     DI1_164_167_L_0
  10 D   4.634      4.1065E-21   28.80       23.17       28.80       23.17            V-C  1.9245E+04  -1.800       0.000
1.000       1.000       23.17       0.000       0.000     DI1_164_167_L_0
  11 D   4.946      4.0839E-21   32.00       24.73       32.00       24.73            V-C  1.9245E+04  -2.000       0.000
1.000       1.000       24.73       0.000       0.000     DI1_164_167_L_0
  12 D   5.252      4.0611E-21   35.20       26.26       35.20       26.26            V-C  1.9245E+04  -2.200       0.000
1.000       1.000       26.26       0.000       0.000     DI1_164_167_L_0
  13 D   5.554      4.0403E-21   38.40       27.77       38.40       27.77            V-C  1.9245E+04  -2.400       0.000
1.000       1.000       27.77       0.000       0.000     DI1_164_167_L_0
  14 D   5.853      4.0237E-21   41.60       29.26       41.60       29.26            V-C  1.9245E+04  -2.600       0.000
1.000       1.000       29.26       0.000       0.000     DI1_164_167_L_0
  15 D   6.150      4.0134E-21   44.80       30.75       44.80       30.75            V-C  1.9245E+04  -2.800       0.000
1.000       1.000       30.75       0.000       0.000     DI1_164_167_L_0
  16 D   6.445      4.0115E-21   48.00       32.23       48.00       32.23            V-C  1.9245E+04  -3.000       0.000
1.000       1.000       32.23       0.000       0.000     DI1_164_167_L_0
  17 D   6.740      4.0198E-21   51.20       33.70       51.20       33.70            V-C  1.9245E+04  -3.200       0.000
1.000       1.000       33.70       0.000       0.000     DI1_164_167_L_0
  18 D   7.034      4.0394E-21   54.40       35.17       54.40       35.17            V-C  1.9245E+04  -3.400       0.000
1.000       1.000       35.17       0.000       0.000     DI1_164_167_L_0
  19 D   7.328      4.0672E-21   57.60       36.64       57.60       36.64            V-C  1.9245E+04  -3.600       0.000
1.000       1.000       36.64       0.000       0.000     DI1_164_167_L_0
  20 D   7.622      4.0992E-21   60.80       38.11       60.80       38.11            V-C  1.9245E+04  -3.800       0.000
1.000       1.000       38.11       0.000       0.000     DI1_164_167_L_0
  21 D   7.915      4.1323E-21   64.00       39.58       64.00       39.58            V-C  1.9245E+04  -4.000       0.000
1.000       1.000       39.58       0.000       0.000     DI1_164_167_L_0
  22 D   8.209      4.1671E-21   67.20       41.05       67.20       41.05            V-C  1.9245E+04  -4.200       0.000
1.000       1.000       41.05       0.000       0.000     DI1_164_167_L_0
  23 D   8.503      4.2052E-21   70.40       42.52       70.40       42.52            V-C  1.9245E+04  -4.400       0.000
1.000       1.000       42.52       0.000       0.000     DI1_164_167_L_0
  24 D   8.798      4.2481E-21   73.60       43.99       73.60       43.99            V-C  1.9245E+04  -4.600       0.000
1.000       1.000       43.99       0.000       0.000     DI1_164_167_L_0
```

25 D	9.092	4.2971E-21	76.80	45.46	76.80	45.46	V-C	1.9245E+04	-4.800	0.000	
1.000	1.000	45.46	0.000	0.000	DI1_164_167_L_0						
26 D	9.387	4.3535E-21	80.00	46.94	80.00	46.94	V-C	4.1023E+04	-5.000	0.000	
1.000	1.000	46.94	0.000	0.000	DI2_165_168_L_0						
27 D	9.683	4.4186E-21	83.20	48.41	83.20	48.41	V-C	4.1023E+04	-5.200	0.000	
1.000	1.000	48.41	0.000	0.000	DI2_165_168_L_0						
28 D	9.979	4.4933E-21	86.40	49.89	86.40	49.89	V-C	4.1023E+04	-5.400	0.000	
1.000	1.000	49.89	0.000	0.000	DI2_165_168_L_0						
29 D	10.27	4.5787E-21	89.60	51.37	89.60	51.37	V-C	4.1023E+04	-5.600	0.000	
1.000	1.000	51.37	0.000	0.000	DI2_165_168_L_0						
30 D	10.57	4.6754E-21	92.80	52.86	92.80	52.86	V-C	4.1023E+04	-5.800	0.000	
1.000	1.000	52.86	0.000	0.000	DI2_165_168_L_0						
31 D	10.87	4.7839E-21	96.00	54.34	96.00	54.34	V-C	4.1023E+04	-6.000	0.000	
1.000	1.000	54.34	0.000	0.000	DI2_165_168_L_0						
32 D	11.17	4.9045E-21	99.20	55.83	99.20	55.83	V-C	4.1023E+04	-6.200	0.000	
1.000	1.000	55.83	0.000	0.000	DI2_165_168_L_0						
33 D	11.46	5.0374E-21	102.4	57.32	102.4	57.32	V-C	4.1023E+04	-6.400	0.000	
1.000	1.000	57.32	0.000	0.000	DI2_165_168_L_0						
34 D	11.76	5.1826E-21	105.6	58.81	105.6	58.81	V-C	4.1023E+04	-6.600	0.000	
1.000	1.000	58.81	0.000	0.000	DI2_165_168_L_0						
35 D	12.06	5.3388E-21	108.8	60.31	108.8	60.31	V-C	4.1023E+04	-6.800	0.000	
1.000	1.000	60.31	0.000	0.000	DI2_165_168_L_0						
36 D	12.36	5.5007E-21	112.0	61.81	112.0	61.81	V-C	4.1023E+04	-7.000	0.000	
1.000	1.000	61.81	0.000	0.000	DI2_165_168_L_0						
37 D	12.66	5.6621E-21	115.2	63.31	115.2	63.31	V-C	4.1023E+04	-7.200	0.000	
1.000	1.000	63.31	0.000	0.000	DI2_165_168_L_0						
38 D	12.96	5.8163E-21	118.4	64.81	118.4	64.81	V-C	4.1023E+04	-7.400	0.000	
1.000	1.000	64.81	0.000	0.000	DI2_165_168_L_0						
39 D	13.26	5.9566E-21	121.6	66.31	121.6	66.31	V-C	4.1023E+04	-7.600	0.000	
1.000	1.000	66.31	0.000	0.000	DI2_165_168_L_0						
40 D	13.56	6.0758E-21	124.8	67.82	124.8	67.82	V-C	4.1023E+04	-7.800	0.000	
1.000	1.000	67.82	0.000	0.000	DI2_165_168_L_0						
41 D	13.87	6.1680E-21	128.0	69.33	128.0	69.33	V-C	4.1023E+04	-8.000	0.000	
1.000	1.000	69.33	0.000	0.000	DI2_165_168_L_0						
42 D	14.17	6.2304E-21	131.2	70.84	131.2	70.84	V-C	4.1023E+04	-8.200	0.000	
1.000	1.000	70.84	0.000	0.000	DI2_165_168_L_0						
43 D	14.47	6.2613E-21	134.4	72.35	134.4	72.35	V-C	4.1023E+04	-8.400	0.000	
1.000	1.000	72.35	0.000	0.000	DI2_165_168_L_0						
44 D	14.77	6.2586E-21	137.6	73.86	137.6	73.86	V-C	4.1023E+04	-8.600	0.000	
1.000	1.000	73.86	0.000	0.000	DI2_165_168_L_0						
45 D	15.08	6.2212E-21	140.8	75.38	140.8	75.38	V-C	4.1023E+04	-8.800	0.000	
1.000	1.000	75.38	0.000	0.000	DI2_165_168_L_0						
46 D	15.38	6.1514E-21	144.0	76.90	144.0	76.90	V-C	4.1023E+04	-9.000	0.000	
1.000	1.000	76.90	0.000	0.000	DI2_165_168_L_0						
47 D	15.68	6.0524E-21	147.2	78.42	147.2	78.42	V-C	4.1023E+04	-9.200	0.000	
1.000	1.000	78.42	0.000	0.000	DI2_165_168_L_0						
48 D	15.99	5.9272E-21	150.4	79.94	150.4	79.94	V-C	4.1023E+04	-9.400	0.000	
1.000	1.000	79.94	0.000	0.000	DI2_165_168_L_0						
49 D	16.29	5.7786E-21	153.6	81.46	153.6	81.46	V-C	4.1023E+04	-9.600	0.000	
1.000	1.000	81.46	0.000	0.000	DI2_165_168_L_0						
50 D	16.60	5.6092E-21	156.8	82.99	156.8	82.99	V-C	4.1023E+04	-9.800	0.000	
1.000	1.000	82.99	0.000	0.000	DI2_165_168_L_0						
51 D	16.90	5.4215E-21	160.0	84.52	160.0	84.52	V-C	4.1023E+04	-10.00	0.000	
1.000	1.000	84.52	0.000	0.000	DI2_165_168_L_0						
52 D	17.21	5.2176E-21	163.2	86.05	163.2	86.05	V-C	4.1023E+04	-10.20	0.000	
1.000	1.000	86.05	0.000	0.000	DI2_165_168_L_0						
53 D	17.52	4.9998E-21	166.4	87.58	166.4	87.58	V-C	4.1023E+04	-10.40	0.000	
1.000	1.000	87.58	0.000	0.000	DI2_165_168_L_0						
54 D	17.82	4.7698E-21	169.6	89.11	169.6	89.11	V-C	4.1023E+04	-10.60	0.000	
1.000	1.000	89.11	0.000	0.000	DI2_165_168_L_0						
55 D	18.13	4.5294E-21	172.8	90.64	172.8	90.64	V-C	4.1023E+04	-10.80	0.000	
1.000	1.000	90.64	0.000	0.000	DI2_165_168_L_0						
56 D	18.44	4.2803E-21	176.0	92.18	176.0	92.18	V-C	4.1023E+04	-11.00	0.000	
1.000	1.000	92.18	0.000	0.000	DI2_165_168_L_0						
57 D	18.74	4.0237E-21	179.2	93.72	179.2	93.72	V-C	4.1023E+04	-11.20	0.000	
1.000	1.000	93.72	0.000	0.000	DI2_165_168_L_0						
58 D	19.05	3.7611E-21	182.4	95.25	182.4	95.25	V-C	4.1023E+04	-11.40	0.000	
1.000	1.000	95.25	0.000	0.000	DI2_165_168_L_0						
59 D	19.36	3.4936E-21	185.6	96.79	185.6	96.79	V-C	4.1023E+04	-11.60	0.000	
1.000	1.000	96.79	0.000	0.000	DI2_165_168_L_0						
60 D	19.67	3.2221E-21	188.8	98.33	188.8	98.33	V-C	4.1023E+04	-11.80	0.000	
1.000	1.000	98.33	0.000	0.000	DI2_165_168_L_0						
61 D	19.98	2.9475E-21	192.0	99.88	192.0	99.88	V-C	4.1023E+04	-12.00	0.000	
1.000	1.000	99.88	0.000	0.000	DI2_165_168_L_0						

```
   62 D   20.28      2.6705E-21   195.2       101.4       195.2       101.4            V-C  4.1023E+04  -12.20       0.000
1.000       1.000       101.4       0.000       0.000     DI2_165_168_L_0
   63 D   20.59      2.3919E-21   198.4       103.0       198.4       103.0            V-C  4.1023E+04  -12.40       0.000
1.000       1.000       103.0       0.000       0.000     DI2_165_168_L_0
   64 D   20.90      2.1121E-21   201.6       104.5       201.6       104.5            V-C  4.1023E+04  -12.60       0.000
1.000       1.000       104.5       0.000       0.000     DI2_165_168_L_0
   65 D   21.21      1.8315E-21   204.8       106.1       204.8       106.1            V-C  4.1023E+04  -12.80       0.000
1.000       1.000       106.1       0.000       0.000     DI2_165_168_L_0
   66 D   21.52      1.5504E-21   208.0       107.6       208.0       107.6            V-C  4.1023E+04  -13.00       0.000
1.000       1.000       107.6       0.000       0.000     DI2_165_168_L_0
   67 D   21.83      1.2691E-21   211.2       109.2       211.2       109.2            V-C  4.1023E+04  -13.20       0.000
1.000       1.000       109.2       0.000       0.000     DI2_165_168_L_0
   68 D   16.61      9.8770E-22   214.4       110.7       214.4       110.7            V-C  4.1023E+04  -13.40       0.000
1.000       1.000       110.7       0.000       0.000     DI2_165_168_L_0
   69 D   5.574      8.4698E-22   216.0       111.5       216.0       111.5            V-C  4.1023E+04  -13.50       0.000
1.000       1.000       111.5       0.000       0.000     DI2_165_168_L_0
```

```
+-------------------------------------------------------------------------------------------------------------------------+
|                   PARATIEPLUS(TM)   NLS ENGINE RELEASE  2018.0    FULL VERSION  *Build date:Nov 13, 2017*              |
|                                                                                                                         |
|                                    NewProject.BaseDesignSection_28.SISMICASTR_1243                                      |
|                                   Exe Time : 4 September 2018 18:06:13                                                  |
+-------------------------------------------------------------------------------------------------------------------------+
New Project


S T R E S S   R E S U L T S   F O R   G R O U P   N O.   3

WallElement_33                                                :
ELEMENT TYPE    2 NO.OF ELEMENTS. IN THIS GROUP   68
C U R R E N T   T I M E   I S      1.0000

 WALL2D ELEMENT

   EL      TA          TB          MA          MB
-----------------------------------------------------
    1-9.12313E-18 9.12313E-18 2.05893E-28-1.82463E-18
    2-2.75525E-17 2.75525E-17 1.82463E-18-7.33512E-18
    3-4.61650E-17 4.61650E-17 7.33512E-18-1.65681E-17
    4-6.49609E-17 6.49609E-17 1.65681E-17-2.95603E-17
    5-8.39409E-17 8.39409E-17 2.95603E-17-4.63485E-17
    6-1.03106E-16 1.03106E-16 4.63485E-17-6.69697E-17
    7-1.22457E-16 1.22457E-16 6.69697E-17-9.14611E-17
    8-1.41997E-16 1.41997E-16 9.14611E-17-1.19861E-16
    9-1.61728E-16 1.61728E-16 1.19861E-16-1.52206E-16
   10 7.06526E-16-7.06526E-16 1.52206E-16-1.09009E-17
   11 6.86404E-16-6.86404E-16 1.09009E-17 1.26380E-16
   12 6.66080E-16-6.66080E-16-1.26380E-16 2.59596E-16
   13 6.45549E-16-6.45549E-16-2.59596E-16 3.88706E-16
   14 6.24806E-16-6.24806E-16-3.88706E-16 5.13667E-16
   15 6.03845E-16-6.03845E-16-5.13667E-16 6.34436E-16
   16 5.82660E-16-5.82660E-16-6.34436E-16 7.50969E-16
   17-1.21511E-15 1.21511E-15-7.50969E-16 5.07946E-16
   18-1.23676E-15 1.23676E-15-5.07946E-16 2.60593E-16
   19-1.25866E-15 1.25866E-15-2.60593E-16 8.86163E-18
   20 4.95552E-16-4.95552E-16-8.86163E-18 1.07972E-16
   21 4.73151E-16-4.73151E-16-1.07972E-16 2.02602E-16
   22 4.50489E-16-4.50489E-16-2.02602E-16 2.92700E-16
   23 4.27560E-16-4.27560E-16-2.92700E-16 3.78212E-16
   24 4.04360E-16-4.04360E-16-3.78212E-16 4.59084E-16
   25 3.80885E-16-3.80885E-16-4.59084E-16 5.35261E-16
   26 3.26286E-16-3.26286E-16-5.35261E-16 6.00518E-16
   27 2.71049E-16-2.71049E-16-6.00518E-16 6.54727E-16
   28 2.15175E-16-2.15175E-16-6.54727E-16 6.97762E-16
   29 1.58671E-16-1.58671E-16-6.97762E-16 7.29497E-16
   30 1.01548E-16-1.01548E-16-7.29497E-16 7.49806E-16
   31 4.38254E-17-4.38254E-17-7.49806E-16 7.58571E-16
   32-1.44720E-17 1.44720E-17-7.58571E-16 7.55677E-16
   33-7.33103E-17 7.33103E-17-7.55677E-16 7.41015E-16
   34-1.90900E-15 1.90900E-15-7.41015E-16 3.59214E-16
   35-1.96879E-15 1.96879E-15-3.59214E-16-3.45438E-17
   36-2.02896E-15 2.02896E-15 3.45438E-17-4.40334E-16
   37-2.08945E-15 2.08945E-15 4.40334E-16-8.58225E-16
   38-2.15018E-15 2.15018E-15 8.58225E-16-1.28826E-15
   39-2.21106E-15 2.21106E-15 1.28826E-15-1.73047E-15
   40-4.95641E-16 4.95641E-16 1.73047E-15-1.82960E-15
   41-5.56528E-16 5.56528E-16 1.82960E-15-1.94091E-15
   42-6.17255E-16 6.17255E-16 1.94091E-15-2.06436E-15
   43-6.77706E-16 6.77706E-16 2.06436E-15-2.19990E-15
   44 1.03860E-15-1.03860E-15 2.19990E-15-1.99218E-15
   45 9.79064E-16-9.79064E-16 1.99218E-15-1.79637E-15
   46 9.20181E-16-9.20181E-16 1.79637E-15-1.61233E-15
   47 8.62072E-16-8.62072E-16 1.61233E-15-1.43992E-15
   48 8.04866E-16-8.04866E-16 1.43992E-15-1.27894E-15
   49 7.48686E-16-7.48686E-16 1.27894E-15-1.12921E-15
   50 6.93655E-16-6.93655E-16 1.12921E-15-9.90477E-16
   51 6.39889E-16-6.39889E-16 9.90477E-16-8.62496E-16
   52 5.87502E-16-5.87502E-16 8.62496E-16-7.45002E-16
```

```
53 5.36599E-16-5.36599E-16 7.45002E-16-6.37682E-16
54 4.87280E-16-4.87280E-16 6.37682E-16-5.40226E-16
55 4.39636E-16-4.39636E-16 5.40226E-16-4.52299E-16
56 3.93752E-16-3.93752E-16 4.52299E-16-3.73548E-16
57 3.49704E-16-3.49704E-16 3.73548E-16-3.03607E-16
58 3.07558E-16-3.07558E-16 3.03607E-16-2.42096E-16
59 2.67373E-16-2.67373E-16 2.42096E-16-1.88621E-16
60 2.29200E-16-2.29200E-16 1.88621E-16-1.42781E-16
61 1.93079E-16-1.93079E-16 1.42781E-16-1.04165E-16
62 1.59046E-16-1.59046E-16 1.04165E-16-7.23562E-17
63 1.27126E-16-1.27126E-16 7.23562E-17-4.69310E-17
64 9.73392E-17-9.73392E-17 4.69310E-17-2.74632E-17
65 6.96993E-17-6.96993E-17 2.74632E-17-1.35233E-17
66 4.42151E-17-4.42151E-17 1.35233E-17-4.68031E-18
67 2.08913E-17-2.08913E-17 4.68031E-18-5.02055E-19
68 5.02005E-18-5.02005E-18 5.02055E-19 5.04871E-29
```

```
+-------------------------------------------------------------------------------------------------------------------------+
|                   PARATIEPLUS(TM)   NLS ENGINE RELEASE  2018.0    FULL VERSION  *Build date:Nov 13, 2017*              |
|                                                                                                                         |
|                                    NewProject.BaseDesignSection_28.SISMICASTR_1243                                      |
|                                   Exe Time : 4 September 2018 18:06:13                                                  |
+-------------------------------------------------------------------------------------------------------------------------+
New Project


S T R E S S   R E S U L T S   F O R   G R O U P   N O.   4

Tieback_175                                                 :
ELEMENT TYPE    6 NO.OF ELEMENTS. IN THIS GROUP    1
C U R R E N T   T I M E   I S      1.0000

 POST-TENSION 2D-BOUNDARY ELEMENT

         EL    FORCE          d0          EDISPL     pl. eps          K     -ve limit   +ve limit
-----------------------------------------------------------------------------------------------------

***** NO ONE ELEMENT ACTIVE AT CURRENT STEP *****

ITER     0 RNORM = 0.000     RMNORM= 0.000
           RINORM=0.2251E+05 RIMNOR=0.9390E-28
           RENORM= 71.69     REMNOR=0.4802E-53 RATIO =0.5643E-01 TOLER =0.1000E-03  NOT CONVERGED
           RFMAX = 21.83     RMMAX =0.2200E-14
           RTSMAL=0.1000E-03 RMSMAL=0.1000E-19
           RDT   =0.2251E+05 RDR   =0.1000E-19
           RATIOT=0.5643E-01 RATIOR= 0.000
           MAX UN= 3.224     IEQ=    11 NODE      6 DOF   1  Y-DISPL.F
           MIN UN=-.6626E-27 IEQ=   102 NODE     51 DOF   2   X-ROT. F
           NO. OF CONTACT CONSTRAINT VIOLATIONS     0


ITER     2 RNORM = 0.000     RMNORM= 0.000
           RINORM=0.2251E+05 RIMNOR=0.9390E-28
           RENORM=0.6696     REMNOR=0.9517E-21 RATIO =0.5454E-02 TOLER =0.1000E-03  NOT CONVERGED
           RFMAX = 21.83     RMMAX =0.2200E-14
           RTSMAL=0.1000E-03 RMSMAL=0.1000E-19
           RDT   =0.2251E+05 RDR   =0.1000E-19
           RATIOT=0.5454E-02 RATIOR= 0.000
           MAX UN=0.5873     IEQ=     1 NODE      1 DOF   1  Y-DISPL.F
           MIN UN=-.1325E-09 IEQ=   137 NODE     69 DOF   1  Y-DISPL.F
           NO. OF CONTACT CONSTRAINT VIOLATIONS     0


ITER     3 RNORM = 0.000     RMNORM= 0.000
           RINORM=0.2251E+05 RIMNOR=0.9390E-28
           RENORM=0.2656E-03 REMNOR=0.1421E-21 RATIO =0.1086E-03 TOLER =0.1000E-03  NOT CONVERGED
           RFMAX = 21.83     RMMAX =0.2200E-14
           RTSMAL=0.1000E-03 RMSMAL=0.1000E-19
           RDT   =0.2251E+05 RDR   =0.1000E-19
           RATIOT=0.1086E-03 RATIOR= 0.000
           MAX UN=0.1630E-01 IEQ=     5 NODE      3 DOF   1  Y-DISPL.F
           MIN UN=-.1114E-09 IEQ=     7 NODE      4 DOF   1  Y-DISPL.F
           NO. OF CONTACT CONSTRAINT VIOLATIONS     0


ITER     4 RNORM = 0.000     RMNORM= 0.000
           RINORM=0.2251E+05 RIMNOR=0.9390E-28
           RENORM=0.3902E-19 REMNOR=0.1163E-21 RATIO =0.1317E-11 TOLER =0.1000E-03      CONVERGED !
           RFMAX = 21.83     RMMAX =0.2200E-14
           RTSMAL=0.1000E-03 RMSMAL=0.1000E-19
           RDT   =0.2251E+05 RDR   =0.1000E-19
           RATIOT=0.1317E-11 RATIOR= 0.000
           MAX UN=0.6938E-10 IEQ=     3 NODE      2 DOF   1  Y-DISPL.F
           MIN UN=-.5468E-10 IEQ=   135 NODE     68 DOF   1  Y-DISPL.F
           NO. OF CONTACT CONSTRAINT VIOLATIONS     0
```

```
+-------------------------------------------------------------------------------------------------------------------------+
|                   PARATIEPLUS(TM)   NLS ENGINE RELEASE  2018.0    FULL VERSION  *Build date:Nov 13, 2017*               |
|                                                                                                                         |
|                                    NewProject.BaseDesignSection_28.SISMICASTR_1243                                      |
|                                   Exe Time : 4 September 2018 18:06:13                                                  |
+-------------------------------------------------------------------------------------------------------------------------+
New Project
SOLUTION REACHED USING     4 ITERATIONS ON   40

P R I N T   O U T   F O R   T I M E   S T E P    2     ( AT TIME   2.000     )

PRINT OUT OF ACTIVE COMPONENTS (FIXED NODES ARE NOT PRINTED OUT)

          Y-DISPL.F        X-ROT. F
            (02)             (04)           (
    1   1.4196526E-04  -2.3975938E-05
    2   1.3717007E-04  -2.3975935E-05
    3   1.3237500E-04  -2.3974172E-05
    4   1.2758088E-04  -2.3965304E-05
    5   1.2279018E-04  -2.3936952E-05
    6   1.1800887E-04  -2.3866976E-05
    7   1.1324821E-04  -2.3724710E-05
    8   1.0852487E-04  -2.3494251E-05
    9   1.0385596E-04  -2.3182109E-05
   10   9.9256802E-05  -2.2798306E-05
   11   9.4740776E-05  -2.2352374E-05
   12   9.0319405E-05  -2.1853155E-05
   13   8.6002530E-05  -2.1308697E-05
   14   8.1798462E-05  -2.0726200E-05
   15   7.7714164E-05  -2.0111990E-05
   16   7.3755418E-05  -1.9471514E-05
   17   6.9926986E-05  -1.8809341E-05
   18   6.6232861E-05  -1.8129180E-05
   19   6.2676322E-05  -1.7433888E-05
   20   5.9260179E-05  -1.6725495E-05
   21   5.5986932E-05  -1.6005233E-05
   22   5.2858864E-05  -1.5273549E-05
   23   4.9878293E-05  -1.4530155E-05
   24   4.7047650E-05  -1.3774044E-05
   25   4.4369636E-05  -1.3003527E-05
   26   4.1847355E-05  -1.2216266E-05
   27   3.9484001E-05  -1.1416101E-05
   28   3.7281143E-05  -1.0612693E-05
   29   3.5238581E-05  -9.8144314E-06
   30   3.3354548E-05  -9.0285087E-06
   31   3.1625949E-05  -8.2610161E-06
   32   3.0048582E-05  -7.5170337E-06
   33   2.8617300E-05  -6.8007028E-06
   34   2.7326237E-05  -6.1153316E-06
   35   2.6168934E-05  -5.4634617E-06
   36   2.5138495E-05  -4.8469488E-06
   37   2.4227719E-05  -4.2670397E-06
   38   2.3429197E-05  -3.7244303E-06
   39   2.2735445E-05  -3.2193493E-06
   40   2.2138968E-05  -2.7516069E-06
   41   2.1632349E-05  -2.3206561E-06
   42   2.1208310E-05  -1.9256453E-06
   43   2.0859769E-05  -1.5654669E-06
   44   2.0579889E-05  -1.2388028E-06
   45   2.0362114E-05  -9.4416577E-07
   46   2.0200197E-05  -6.7993166E-07
   47   2.0088229E-05  -4.4438098E-07
   48   2.0020651E-05  -2.3572313E-07
   49   1.9992269E-05  -5.2124508E-08
   50   1.9998254E-05   1.0826707E-07
   51   2.0034152E-05   2.4730470E-07
   52   2.0095877E-05   3.6682224E-07
   53   2.0179696E-05   4.6860573E-07
   54   2.0282250E-05   5.5441656E-07
   55   2.0400510E-05   6.2593702E-07
   56   2.0531780E-05   6.8478512E-07
```

57	2.0673682E-05	7.3250107E-07
58	2.0824135E-05	7.7054072E-07
59	2.0981344E-05	8.0027027E-07
60	2.1143774E-05	8.2296207E-07
61	2.1310138E-05	8.3979141E-07
62	2.1479372E-05	8.5183402E-07
63	2.1650617E-05	8.6006435E-07
64	2.1823201E-05	8.6535430E-07
65	2.1996614E-05	8.6847242E-07
66	2.2170490E-05	8.7008346E-07
67	2.2344585E-05	8.7074810E-07
68	2.2518756E-05	8.7092294E-07
69	2.2605858E-05	8.7093071E-07

```
+-------------------------------------------------------------------------------------------------------------------------------+
|                   PARATIEPLUS(TM)   NLS ENGINE RELEASE  2018.0    FULL VERSION  *Build date:Nov 13, 2017*                    |
|                                                                                                                               |
|                                    NewProject.BaseDesignSection_28.SISMICASTR_1243                                            |
|                                   Exe Time : 4 September 2018 18:06:13                                                        |
+-------------------------------------------------------------------------------------------------------------------------------+
New Project


S T R E S S   R E S U L T S   F O R   G R O U P   N O.   1

0_L                                                              :
ELEMENT TYPE    5 NO.OF ELEMENTS. IN THIS GROUP   69
C U R R E N T   T I M E   I S      2.0000

 HARDENING 2D SOIL ELEMENT

 ****** TOTAL STRESS FORMULATION *****

  EL *   FORCE     DISPL-Y  VERTICAL-P  HORIZON.-P     MAX-V-P     MAX-H-P           STATE   STIFFNESS Z-LEVEL      PORE
E FACTOR    UFACTOR       Peq           Su_a         Su_p     LAYER
 ------------------------------------------------------------------------------------------------------------------------------
-------------------------------------------------------------------------------------------
   1 D  3.6238E-04 -1.4197E-04  1.0882E-02  3.6238E-03  1.0882E-02  0.7420          ACTIVE   0.000       0.000       0.000
1.000       1.000      3.6238E-03   0.000       0.000     DI1_164_167_L_0
   2 D  0.2162     -1.3717E-04   3.246       1.081       3.246       4.662         ACTIVE   0.000      -0.2000      0.000
1.000       1.000       1.081       0.000       0.000     DI1_164_167_L_0
   3 D  0.4424     -1.3238E-04   6.643       2.212       6.643       8.238         ACTIVE   0.000      -0.4000      0.000
1.000       1.000       2.212       0.000       0.000     DI1_164_167_L_0
   4 D   1.083     -1.2758E-04   10.25       5.415       10.25       11.31          UL-RL  4.6188E+04 -0.6000      0.000
1.000       1.000       5.415       0.000       0.000     DI1_164_167_L_0
   5 D   1.645     -1.2279E-04   14.01       8.226       14.01       13.90          UL-RL  4.6188E+04 -0.8000      0.000
1.000       1.000       8.226       0.000       0.000     DI1_164_167_L_0
   6 D   2.134     -1.1801E-04   17.84       10.67       17.84       16.12          UL-RL  4.6188E+04  -1.000      0.000
1.000       1.000       10.67       0.000       0.000     DI1_164_167_L_0
   7 D   2.570     -1.1325E-04   21.67       12.85       21.67       18.08          UL-RL  4.6188E+04  -1.200      0.000
1.000       1.000       12.85       0.000       0.000     DI1_164_167_L_0
   8 D   2.973     -1.0852E-04   25.73       14.86       25.73       19.88          UL-RL  4.6188E+04  -1.400      0.000
1.000       1.000       14.86       0.000       0.000     DI1_164_167_L_0
   9 D   3.352     -1.0386E-04   30.08       16.76       30.08       21.56          UL-RL  4.6188E+04  -1.600      0.000
1.000       1.000       16.76       0.000       0.000     DI1_164_167_L_0
  10 D   3.717     -9.9257E-05   34.22       18.58       34.22       23.17          UL-RL  4.6188E+04  -1.800      0.000
1.000       1.000       18.58       0.000       0.000     DI1_164_167_L_0
  11 D   4.071     -9.4741E-05   38.20       20.35       38.20       24.73          UL-RL  4.6188E+04  -2.000      0.000
1.000       1.000       20.35       0.000       0.000     DI1_164_167_L_0
  12 D   4.418     -9.0319E-05   41.58       22.09       41.58       26.26          UL-RL  4.6188E+04  -2.200      0.000
1.000       1.000       22.09       0.000       0.000     DI1_164_167_L_0
  13 D   4.759     -8.6003E-05   45.39       23.80       45.39       27.77          UL-RL  4.6188E+04  -2.400      0.000
1.000       1.000       23.80       0.000       0.000     DI1_164_167_L_0
  14 D   5.097     -8.1798E-05   49.13       25.49       49.13       29.26          UL-RL  4.6188E+04  -2.600      0.000
1.000       1.000       25.49       0.000       0.000     DI1_164_167_L_0
  15 D   5.432     -7.7714E-05   52.79       27.16       52.79       30.75          UL-RL  4.6188E+04  -2.800      0.000
1.000       1.000       27.16       0.000       0.000     DI1_164_167_L_0
  16 D   5.764     -7.3755E-05   56.41       28.82       56.41       32.23          UL-RL  4.6188E+04  -3.000      0.000
1.000       1.000       28.82       0.000       0.000     DI1_164_167_L_0
  17 D   6.094     -6.9927E-05   59.97       30.47       59.97       33.70          UL-RL  4.6188E+04  -3.200      0.000
1.000       1.000       30.47       0.000       0.000     DI1_164_167_L_0
  18 D   6.422     -6.6233E-05   63.19       32.11       63.19       35.17          UL-RL  4.6188E+04  -3.400      0.000
1.000       1.000       32.11       0.000       0.000     DI1_164_167_L_0
  19 D   6.749     -6.2676E-05   66.71       33.74       66.71       36.64          UL-RL  4.6188E+04  -3.600      0.000
1.000       1.000       33.74       0.000       0.000     DI1_164_167_L_0
  20 D   7.074     -5.9260E-05   70.19       35.37       70.19       38.11          UL-RL  4.6188E+04  -3.800      0.000
1.000       1.000       35.37       0.000       0.000     DI1_164_167_L_0
  21 D   7.398     -5.5987E-05   73.66       36.99       73.66       39.58          UL-RL  4.6188E+04  -4.000      0.000
1.000       1.000       36.99       0.000       0.000     DI1_164_167_L_0
  22 D   7.721     -5.2859E-05   77.10       38.60       77.10       41.05          UL-RL  4.6188E+04  -4.200      0.000
1.000       1.000       38.60       0.000       0.000     DI1_164_167_L_0
  23 D   8.043     -4.9878E-05   80.28       40.21       80.28       42.52          UL-RL  4.6188E+04  -4.400      0.000
1.000       1.000       40.21       0.000       0.000     DI1_164_167_L_0
  24 D   8.363     -4.7048E-05   83.70       41.82       83.70       43.99          UL-RL  4.6188E+04  -4.600      0.000
1.000       1.000       41.82       0.000       0.000     DI1_164_167_L_0
```

25 D	8.683	-4.4370E-05	87.10	43.41	87.10	45.46	UL-RL	4.6188E+04	-4.800	0.000	
1.000	1.000	43.41	0.000	0.000	DI1_164_167_L_0						
26 D	8.456	-4.1847E-05	90.49	42.28	90.49	46.94	UL-RL	1.1132E+05	-5.000	0.000	
1.000	1.000	42.28	0.000	0.000	DI2_165_168_L_0						
27 D	8.804	-3.9484E-05	93.86	44.02	93.86	48.41	UL-RL	1.1132E+05	-5.200	0.000	
1.000	1.000	44.02	0.000	0.000	DI2_165_168_L_0						
28 D	9.149	-3.7281E-05	97.03	45.74	97.03	49.89	UL-RL	1.1132E+05	-5.400	0.000	
1.000	1.000	45.74	0.000	0.000	DI2_165_168_L_0						
29 D	9.490	-3.5239E-05	100.4	47.45	100.4	51.37	UL-RL	1.1132E+05	-5.600	0.000	
1.000	1.000	47.45	0.000	0.000	DI2_165_168_L_0						
30 D	9.829	-3.3355E-05	103.7	49.14	103.7	52.86	UL-RL	1.1132E+05	-5.800	0.000	
1.000	1.000	49.14	0.000	0.000	DI2_165_168_L_0						
31 D	10.16	-3.1626E-05	107.1	50.82	107.1	54.34	UL-RL	1.1132E+05	-6.000	0.000	
1.000	1.000	50.82	0.000	0.000	DI2_165_168_L_0						
32 D	10.50	-3.0049E-05	110.4	52.49	110.4	55.83	UL-RL	1.1132E+05	-6.200	0.000	
1.000	1.000	52.49	0.000	0.000	DI2_165_168_L_0						
33 D	10.83	-2.8617E-05	113.8	54.14	113.8	57.32	UL-RL	1.1132E+05	-6.400	0.000	
1.000	1.000	54.14	0.000	0.000	DI2_165_168_L_0						
34 D	11.15	-2.7326E-05	116.9	55.77	116.9	58.81	UL-RL	1.1132E+05	-6.600	0.000	
1.000	1.000	55.77	0.000	0.000	DI2_165_168_L_0						
35 D	11.48	-2.6169E-05	120.2	57.40	120.2	60.31	UL-RL	1.1132E+05	-6.800	0.000	
1.000	1.000	57.40	0.000	0.000	DI2_165_168_L_0						
36 D	11.80	-2.5138E-05	123.6	59.01	123.6	61.81	UL-RL	1.1132E+05	-7.000	0.000	
1.000	1.000	59.01	0.000	0.000	DI2_165_168_L_0						
37 D	12.12	-2.4228E-05	126.9	60.61	126.9	63.31	UL-RL	1.1132E+05	-7.200	0.000	
1.000	1.000	60.61	0.000	0.000	DI2_165_168_L_0						
38 D	12.44	-2.3429E-05	130.2	62.20	130.2	64.81	UL-RL	1.1132E+05	-7.400	0.000	
1.000	1.000	62.20	0.000	0.000	DI2_165_168_L_0						
39 D	12.76	-2.2735E-05	133.3	63.78	133.3	66.31	UL-RL	1.1132E+05	-7.600	0.000	
1.000	1.000	63.78	0.000	0.000	DI2_165_168_L_0						
40 D	13.07	-2.2139E-05	136.7	65.35	136.7	67.82	UL-RL	1.1132E+05	-7.800	0.000	
1.000	1.000	65.35	0.000	0.000	DI2_165_168_L_0						
41 D	13.38	-2.1632E-05	140.0	66.92	140.0	69.33	UL-RL	1.1132E+05	-8.000	0.000	
1.000	1.000	66.92	0.000	0.000	DI2_165_168_L_0						
42 D	13.69	-2.1208E-05	143.3	68.47	143.3	70.84	UL-RL	1.1132E+05	-8.200	0.000	
1.000	1.000	68.47	0.000	0.000	DI2_165_168_L_0						
43 D	14.01	-2.0860E-05	146.5	70.03	146.5	72.35	UL-RL	1.1132E+05	-8.400	0.000	
1.000	1.000	70.03	0.000	0.000	DI2_165_168_L_0						
44 D	14.31	-2.0580E-05	149.8	71.57	149.8	73.86	UL-RL	1.1132E+05	-8.600	0.000	
1.000	1.000	71.57	0.000	0.000	DI2_165_168_L_0						
45 D	14.62	-2.0362E-05	153.0	73.11	153.0	75.38	UL-RL	1.1132E+05	-8.800	0.000	
1.000	1.000	73.11	0.000	0.000	DI2_165_168_L_0						
46 D	14.93	-2.0200E-05	156.3	74.65	156.3	76.90	UL-RL	1.1132E+05	-9.000	0.000	
1.000	1.000	74.65	0.000	0.000	DI2_165_168_L_0						
47 D	15.24	-2.0088E-05	159.6	76.18	159.6	78.42	UL-RL	1.1132E+05	-9.200	0.000	
1.000	1.000	76.18	0.000	0.000	DI2_165_168_L_0						
48 D	15.54	-2.0021E-05	162.9	77.71	162.9	79.94	UL-RL	1.1132E+05	-9.400	0.000	
1.000	1.000	77.71	0.000	0.000	DI2_165_168_L_0						
49 D	15.85	-1.9992E-05	166.1	79.24	166.1	81.46	UL-RL	1.1132E+05	-9.600	0.000	
1.000	1.000	79.24	0.000	0.000	DI2_165_168_L_0						
50 D	16.15	-1.9998E-05	169.3	80.76	169.3	82.99	UL-RL	1.1132E+05	-9.800	0.000	
1.000	1.000	80.76	0.000	0.000	DI2_165_168_L_0						
51 D	16.46	-2.0034E-05	172.6	82.29	172.6	84.52	UL-RL	1.1132E+05	-10.00	0.000	
1.000	1.000	82.29	0.000	0.000	DI2_165_168_L_0						
52 D	16.76	-2.0096E-05	175.9	83.81	175.9	86.05	UL-RL	1.1132E+05	-10.20	0.000	
1.000	1.000	83.81	0.000	0.000	DI2_165_168_L_0						
53 D	17.07	-2.0180E-05	179.1	85.33	179.1	87.58	UL-RL	1.1132E+05	-10.40	0.000	
1.000	1.000	85.33	0.000	0.000	DI2_165_168_L_0						
54 D	17.37	-2.0282E-05	182.4	86.85	182.4	89.11	UL-RL	1.1132E+05	-10.60	0.000	
1.000	1.000	86.85	0.000	0.000	DI2_165_168_L_0						
55 D	17.67	-2.0401E-05	185.7	88.37	185.7	90.64	UL-RL	1.1132E+05	-10.80	0.000	
1.000	1.000	88.37	0.000	0.000	DI2_165_168_L_0						
56 D	17.98	-2.0532E-05	188.8	89.89	188.8	92.18	UL-RL	1.1132E+05	-11.00	0.000	
1.000	1.000	89.89	0.000	0.000	DI2_165_168_L_0						
57 D	18.28	-2.0674E-05	192.1	91.41	192.1	93.72	UL-RL	1.1132E+05	-11.20	0.000	
1.000	1.000	91.41	0.000	0.000	DI2_165_168_L_0						
58 D	18.59	-2.0824E-05	195.4	92.94	195.4	95.25	UL-RL	1.1132E+05	-11.40	0.000	
1.000	1.000	92.94	0.000	0.000	DI2_165_168_L_0						
59 D	18.89	-2.0981E-05	198.6	94.46	198.6	96.79	UL-RL	1.1132E+05	-11.60	0.000	
1.000	1.000	94.46	0.000	0.000	DI2_165_168_L_0						
60 D	19.20	-2.1144E-05	201.9	95.98	201.9	98.33	UL-RL	1.1132E+05	-11.80	0.000	
1.000	1.000	95.98	0.000	0.000	DI2_165_168_L_0						
61 D	19.50	-2.1310E-05	205.1	97.50	205.1	99.88	UL-RL	1.1132E+05	-12.00	0.000	
1.000	1.000	97.50	0.000	0.000	DI2_165_168_L_0						

```
  62 D   19.81     -2.1479E-05   208.2       99.03       208.2       101.4          UL-RL  1.1132E+05  -12.20       0.000
1.000       1.000       99.03       0.000       0.000     DI2_165_168_L_0
  63 D   20.11     -2.1651E-05   211.2       100.6       211.2       103.0          UL-RL  1.1132E+05  -12.40       0.000
1.000       1.000       100.6       0.000       0.000     DI2_165_168_L_0
  64 D   20.42     -2.1823E-05   214.3       102.1       214.3       104.5          UL-RL  1.1132E+05  -12.60       0.000
1.000       1.000       102.1       0.000       0.000     DI2_165_168_L_0
  65 D   20.72     -2.1997E-05   217.4       103.6       217.4       106.1          UL-RL  1.1132E+05  -12.80       0.000
1.000       1.000       103.6       0.000       0.000     DI2_165_168_L_0
  66 D   21.03     -2.2170E-05   220.5       105.1       220.5       107.6          UL-RL  1.1132E+05  -13.00       0.000
1.000       1.000       105.1       0.000       0.000     DI2_165_168_L_0
  67 D   21.33     -2.2345E-05   223.6       106.7       223.6       109.2          UL-RL  1.1132E+05  -13.20       0.000
1.000       1.000       106.7       0.000       0.000     DI2_165_168_L_0
  68 D   16.23     -2.2519E-05   226.7       108.2       226.7       110.7          UL-RL  1.1132E+05  -13.40       0.000
1.000       1.000       108.2       0.000       0.000     DI2_165_168_L_0
  69 D   5.448     -2.2606E-05   228.3       109.0       228.3       111.5          UL-RL  1.1132E+05  -13.50       0.000
1.000       1.000       109.0       0.000       0.000     DI2_165_168_L_0
```

```
+-------------------------------------------------------------------------------------------------------------------------------+
|                   PARATIEPLUS(TM)   NLS ENGINE RELEASE  2018.0    FULL VERSION  *Build date:Nov 13, 2017*                    |
|                                                                                                                               |
|                                    NewProject.BaseDesignSection_28.SISMICASTR_1243                                            |
|                                   Exe Time : 4 September 2018 18:06:13                                                        |
+-------------------------------------------------------------------------------------------------------------------------------+
New Project


S T R E S S   R E S U L T S   F O R   G R O U P   N O.   2

0_R                                                              :
ELEMENT TYPE    5 NO.OF ELEMENTS. IN THIS GROUP   69
C U R R E N T   T I M E   I S      2.0000

 HARDENING 2D SOIL ELEMENT

 ****** TOTAL STRESS FORMULATION *****

  EL *   FORCE     DISPL-Y  VERTICAL-P  HORIZON.-P     MAX-V-P     MAX-H-P           STATE   STIFFNESS Z-LEVEL      PORE
E FACTOR    UFACTOR       Peq           Su_a         Su_p     LAYER
 ------------------------------------------------------------------------------------------------------------------------------
-------------------------------------------------------------------------------------------
   1     0.000         --          --          --          --          --          REMOVED     --        0.000       0.000
1.000       1.000       0.000       0.000       0.000     not available
   2     0.000         --          --          --          --          --          REMOVED     --      -0.2000       0.000
1.000       1.000       0.000       0.000       0.000     not available
   3     0.000         --          --          --          --          --          REMOVED     --      -0.4000       0.000
1.000       1.000       0.000       0.000       0.000     not available
   4     0.000         --          --          --          --          --          REMOVED     --      -0.6000       0.000
1.000       1.000       0.000       0.000       0.000     not available
   5     0.000         --          --          --          --          --          REMOVED     --      -0.8000       0.000
1.000       1.000       0.000       0.000       0.000     not available
   6 D   0.000     1.1801E-04   0.000       0.000       16.00       16.12         PASSIVE   0.000      -1.000       0.000
1.000       1.000       0.000       0.000       0.000     DI1_164_167_L_0
   7 D   2.744     1.1325E-04   3.200       13.72       19.20       18.08         PASSIVE   0.000      -1.200       0.000
1.000       1.000       13.72       0.000       0.000     DI1_164_167_L_0
   8 D   3.601     1.0852E-04   6.400       18.00       22.40       19.88           UL-RL  3.0792E+04  -1.400       0.000
1.000       1.000       18.00       0.000       0.000     DI1_164_167_L_0
   9 D   3.959     1.0386E-04   9.600       19.79       25.60       21.56           UL-RL  3.0792E+04  -1.600       0.000
1.000       1.000       19.79       0.000       0.000     DI1_164_167_L_0
  10 D   4.285     9.9257E-05   12.80       21.42       28.80       23.17           UL-RL  3.0792E+04  -1.800       0.000
1.000       1.000       21.42       0.000       0.000     DI1_164_167_L_0
  11 D   4.592     9.4741E-05   16.00       22.96       32.00       24.73           UL-RL  3.0792E+04  -2.000       0.000
1.000       1.000       22.96       0.000       0.000     DI1_164_167_L_0
  12 D   4.888     9.0319E-05   19.20       24.44       35.20       26.26           UL-RL  3.0792E+04  -2.200       0.000
1.000       1.000       24.44       0.000       0.000     DI1_164_167_L_0
  13 D   5.176     8.6003E-05   22.40       25.88       38.40       27.77           UL-RL  3.0792E+04  -2.400       0.000
1.000       1.000       25.88       0.000       0.000     DI1_164_167_L_0
  14 D   5.460     8.1798E-05   25.60       27.30       41.60       29.26           UL-RL  3.0792E+04  -2.600       0.000
1.000       1.000       27.30       0.000       0.000     DI1_164_167_L_0
  15 D   5.740     7.7714E-05   28.80       28.70       44.80       30.75           UL-RL  3.0792E+04  -2.800       0.000
1.000       1.000       28.70       0.000       0.000     DI1_164_167_L_0
  16 D   6.019     7.3755E-05   32.00       30.09       48.00       32.23           UL-RL  3.0792E+04  -3.000       0.000
1.000       1.000       30.09       0.000       0.000     DI1_164_167_L_0
  17 D   6.296     6.9927E-05   35.20       31.48       51.20       33.70           UL-RL  3.0792E+04  -3.200       0.000
1.000       1.000       31.48       0.000       0.000     DI1_164_167_L_0
  18 D   6.572     6.6233E-05   38.40       32.86       54.40       35.17           UL-RL  3.0792E+04  -3.400       0.000
1.000       1.000       32.86       0.000       0.000     DI1_164_167_L_0
  19 D   6.849     6.2676E-05   41.60       34.24       57.60       36.64           UL-RL  3.0792E+04  -3.600       0.000
1.000       1.000       34.24       0.000       0.000     DI1_164_167_L_0
  20 D   7.126     5.9260E-05   44.80       35.63       60.80       38.11           UL-RL  3.0792E+04  -3.800       0.000
1.000       1.000       35.63       0.000       0.000     DI1_164_167_L_0
  21 D   7.403     5.5987E-05   48.00       37.01       64.00       39.58           UL-RL  3.0792E+04  -4.000       0.000
1.000       1.000       37.01       0.000       0.000     DI1_164_167_L_0
  22 D   7.680     5.2859E-05   51.20       38.40       67.20       41.05           UL-RL  3.0792E+04  -4.200       0.000
1.000       1.000       38.40       0.000       0.000     DI1_164_167_L_0
  23 D   7.959     4.9878E-05   54.40       39.80       70.40       42.52           UL-RL  3.0792E+04  -4.400       0.000
1.000       1.000       39.80       0.000       0.000     DI1_164_167_L_0
  24 D   8.238     4.7048E-05   57.60       41.19       73.60       43.99           UL-RL  3.0792E+04  -4.600       0.000
1.000       1.000       41.19       0.000       0.000     DI1_164_167_L_0
```

25 D	8.519	4.4370E-05	60.80	42.59	76.80	45.46	UL-RL	3.0792E+04	-4.800	0.000	
1.000	1.000	42.59	0.000	0.000	DI1_164_167_L_0						
26 D	9.092	4.1847E-05	64.00	45.46	80.00	46.94	UL-RL	6.5637E+04	-5.000	0.000	
1.000	1.000	45.46	0.000	0.000	DI2_165_168_L_0						
27 D	9.358	3.9484E-05	67.20	46.79	83.20	48.41	UL-RL	6.5637E+04	-5.200	0.000	
1.000	1.000	46.79	0.000	0.000	DI2_165_168_L_0						
28 D	9.627	3.7281E-05	70.40	48.14	86.40	49.89	UL-RL	6.5637E+04	-5.400	0.000	
1.000	1.000	48.14	0.000	0.000	DI2_165_168_L_0						
29 D	9.898	3.5239E-05	73.60	49.49	89.60	51.37	UL-RL	6.5637E+04	-5.600	0.000	
1.000	1.000	49.49	0.000	0.000	DI2_165_168_L_0						
30 D	10.17	3.3355E-05	76.80	50.86	92.80	52.86	UL-RL	6.5637E+04	-5.800	0.000	
1.000	1.000	50.86	0.000	0.000	DI2_165_168_L_0						
31 D	10.45	3.1626E-05	80.00	52.24	96.00	54.34	UL-RL	6.5637E+04	-6.000	0.000	
1.000	1.000	52.24	0.000	0.000	DI2_165_168_L_0						
32 D	10.73	3.0049E-05	83.20	53.63	99.20	55.83	UL-RL	6.5637E+04	-6.200	0.000	
1.000	1.000	53.63	0.000	0.000	DI2_165_168_L_0						
33 D	11.01	2.8617E-05	86.40	55.03	102.4	57.32	UL-RL	6.5637E+04	-6.400	0.000	
1.000	1.000	55.03	0.000	0.000	DI2_165_168_L_0						
34 D	11.29	2.7326E-05	89.60	56.44	105.6	58.81	UL-RL	6.5637E+04	-6.600	0.000	
1.000	1.000	56.44	0.000	0.000	DI2_165_168_L_0						
35 D	11.57	2.6169E-05	92.80	57.87	108.8	60.31	UL-RL	6.5637E+04	-6.800	0.000	
1.000	1.000	57.87	0.000	0.000	DI2_165_168_L_0						
36 D	11.86	2.5138E-05	96.00	59.30	112.0	61.81	UL-RL	6.5637E+04	-7.000	0.000	
1.000	1.000	59.30	0.000	0.000	DI2_165_168_L_0						
37 D	12.15	2.4228E-05	99.20	60.75	115.2	63.31	UL-RL	6.5637E+04	-7.200	0.000	
1.000	1.000	60.75	0.000	0.000	DI2_165_168_L_0						
38 D	12.44	2.3429E-05	102.4	62.20	118.4	64.81	UL-RL	6.5637E+04	-7.400	0.000	
1.000	1.000	62.20	0.000	0.000	DI2_165_168_L_0						
39 D	12.73	2.2735E-05	105.6	63.66	121.6	66.31	UL-RL	6.5637E+04	-7.600	0.000	
1.000	1.000	63.66	0.000	0.000	DI2_165_168_L_0						
40 D	13.03	2.2139E-05	108.8	65.13	124.8	67.82	UL-RL	6.5637E+04	-7.800	0.000	
1.000	1.000	65.13	0.000	0.000	DI2_165_168_L_0						
41 D	13.32	2.1632E-05	112.0	66.61	128.0	69.33	UL-RL	6.5637E+04	-8.000	0.000	
1.000	1.000	66.61	0.000	0.000	DI2_165_168_L_0						
42 D	13.62	2.1208E-05	115.2	68.10	131.2	70.84	UL-RL	6.5637E+04	-8.200	0.000	
1.000	1.000	68.10	0.000	0.000	DI2_165_168_L_0						
43 D	13.92	2.0860E-05	118.4	69.59	134.4	72.35	UL-RL	6.5637E+04	-8.400	0.000	
1.000	1.000	69.59	0.000	0.000	DI2_165_168_L_0						
44 D	14.22	2.0580E-05	121.6	71.09	137.6	73.86	UL-RL	6.5637E+04	-8.600	0.000	
1.000	1.000	71.09	0.000	0.000	DI2_165_168_L_0						
45 D	14.52	2.0362E-05	124.8	72.60	140.8	75.38	UL-RL	6.5637E+04	-8.800	0.000	
1.000	1.000	72.60	0.000	0.000	DI2_165_168_L_0						
46 D	14.82	2.0200E-05	128.0	74.11	144.0	76.90	UL-RL	6.5637E+04	-9.000	0.000	
1.000	1.000	74.11	0.000	0.000	DI2_165_168_L_0						
47 D	15.12	2.0088E-05	131.2	75.62	147.2	78.42	UL-RL	6.5637E+04	-9.200	0.000	
1.000	1.000	75.62	0.000	0.000	DI2_165_168_L_0						
48 D	15.43	2.0021E-05	134.4	77.14	150.4	79.94	UL-RL	6.5637E+04	-9.400	0.000	
1.000	1.000	77.14	0.000	0.000	DI2_165_168_L_0						
49 D	15.73	1.9992E-05	137.6	78.67	153.6	81.46	UL-RL	6.5637E+04	-9.600	0.000	
1.000	1.000	78.67	0.000	0.000	DI2_165_168_L_0						
50 D	16.04	1.9998E-05	140.8	80.20	156.8	82.99	UL-RL	6.5637E+04	-9.800	0.000	
1.000	1.000	80.20	0.000	0.000	DI2_165_168_L_0						
51 D	16.35	2.0034E-05	144.0	81.73	160.0	84.52	UL-RL	6.5637E+04	-10.00	0.000	
1.000	1.000	81.73	0.000	0.000	DI2_165_168_L_0						
52 D	16.65	2.0096E-05	147.2	83.26	163.2	86.05	UL-RL	6.5637E+04	-10.20	0.000	
1.000	1.000	83.26	0.000	0.000	DI2_165_168_L_0						
53 D	16.96	2.0180E-05	150.4	84.80	166.4	87.58	UL-RL	6.5637E+04	-10.40	0.000	
1.000	1.000	84.80	0.000	0.000	DI2_165_168_L_0						
54 D	17.27	2.0282E-05	153.6	86.34	169.6	89.11	UL-RL	6.5637E+04	-10.60	0.000	
1.000	1.000	86.34	0.000	0.000	DI2_165_168_L_0						
55 D	17.58	2.0401E-05	156.8	87.89	172.8	90.64	UL-RL	6.5637E+04	-10.80	0.000	
1.000	1.000	87.89	0.000	0.000	DI2_165_168_L_0						
56 D	17.89	2.0532E-05	160.0	89.43	176.0	92.18	UL-RL	6.5637E+04	-11.00	0.000	
1.000	1.000	89.43	0.000	0.000	DI2_165_168_L_0						
57 D	18.20	2.0674E-05	163.2	90.98	179.2	93.72	UL-RL	6.5637E+04	-11.20	0.000	
1.000	1.000	90.98	0.000	0.000	DI2_165_168_L_0						
58 D	18.51	2.0824E-05	166.4	92.53	182.4	95.25	UL-RL	6.5637E+04	-11.40	0.000	
1.000	1.000	92.53	0.000	0.000	DI2_165_168_L_0						
59 D	18.82	2.0981E-05	169.6	94.08	185.6	96.79	UL-RL	6.5637E+04	-11.60	0.000	
1.000	1.000	94.08	0.000	0.000	DI2_165_168_L_0						
60 D	19.13	2.1144E-05	172.8	95.63	188.8	98.33	UL-RL	6.5637E+04	-11.80	0.000	
1.000	1.000	95.63	0.000	0.000	DI2_165_168_L_0						
61 D	19.44	2.1310E-05	176.0	97.19	192.0	99.88	UL-RL	6.5637E+04	-12.00	0.000	
1.000	1.000	97.19	0.000	0.000	DI2_165_168_L_0						

```
  62 D   19.75      2.1479E-05   179.2       98.74       195.2       101.4          UL-RL  6.5637E+04  -12.20       0.000
1.000       1.000       98.74       0.000       0.000     DI2_165_168_L_0
  63 D   20.06      2.1651E-05   182.4       100.3       198.4       103.0          UL-RL  6.5637E+04  -12.40       0.000
1.000       1.000       100.3       0.000       0.000     DI2_165_168_L_0
  64 D   20.37      2.1823E-05   185.6       101.9       201.6       104.5          UL-RL  6.5637E+04  -12.60       0.000
1.000       1.000       101.9       0.000       0.000     DI2_165_168_L_0
  65 D   20.68      2.1997E-05   188.8       103.4       204.8       106.1          UL-RL  6.5637E+04  -12.80       0.000
1.000       1.000       103.4       0.000       0.000     DI2_165_168_L_0
  66 D   21.00      2.2170E-05   192.0       105.0       208.0       107.6          UL-RL  6.5637E+04  -13.00       0.000
1.000       1.000       105.0       0.000       0.000     DI2_165_168_L_0
  67 D   21.31      2.2345E-05   195.2       106.5       211.2       109.2          UL-RL  6.5637E+04  -13.20       0.000
1.000       1.000       106.5       0.000       0.000     DI2_165_168_L_0
  68 D   16.22      2.2519E-05   198.4       108.1       214.4       110.7          UL-RL  6.5637E+04  -13.40       0.000
1.000       1.000       108.1       0.000       0.000     DI2_165_168_L_0
  69 D   5.444      2.2606E-05   200.0       108.9       216.0       111.5          UL-RL  6.5637E+04  -13.50       0.000
1.000       1.000       108.9       0.000       0.000     DI2_165_168_L_0
```

```
+-------------------------------------------------------------------------------------------------------------------------+
|                   PARATIEPLUS(TM)   NLS ENGINE RELEASE  2018.0    FULL VERSION  *Build date:Nov 13, 2017*              |
|                                                                                                                         |
|                                    NewProject.BaseDesignSection_28.SISMICASTR_1243                                      |
|                                   Exe Time : 4 September 2018 18:06:13                                                  |
+-------------------------------------------------------------------------------------------------------------------------+
New Project


S T R E S S   R E S U L T S   F O R   G R O U P   N O.   3

WallElement_33                                                :
ELEMENT TYPE    2 NO.OF ELEMENTS. IN THIS GROUP   68
C U R R E N T   T I M E   I S      2.0000

 WALL2D ELEMENT

   EL      TA          TB          MA          MB
-------------------------------------------------------
    1 3.62376E-04-3.62376E-04 4.15734E-12 7.24751E-05
    2 0.21653    -0.21653    -7.24751E-05 4.33789E-02
    3 0.65898    -0.65898    -4.33789E-02 0.17517
    4  1.7420     -1.7420    -0.17517     0.52356
    5  3.3873     -3.3873    -0.52356      1.2010
    6  5.5208     -5.5208     -1.2010      2.3052
    7  5.3468     -5.3468     -2.3052      3.3745
    8  4.7186     -4.7186     -3.3745      4.3183
    9  4.1120     -4.1120     -4.3183      5.1407
   10  3.5438     -3.5438     -5.1407      5.8494
   11  3.0225     -3.0225     -5.8494      6.4539
   12  2.5522     -2.5522     -6.4539      6.9644
   13  2.1353     -2.1353     -6.9644      7.3914
   14  1.7725     -1.7725     -7.3914      7.7459
   15  1.4641     -1.4641     -7.7459      8.0388
   16  1.2093     -1.2093     -8.0388      8.2806
   17  1.0075     -1.0075     -8.2806      8.4821
   18 0.85722    -0.85722     -8.4821      8.6536
   19 0.75720    -0.75720     -8.6536      8.8050
   20 0.70579    -0.70579     -8.8050      8.9462
   21 0.70125    -0.70125     -8.9462      9.0864
   22 0.74174    -0.74174     -9.0864      9.2348
   23 0.82530    -0.82530     -9.2348      9.3998
   24 0.94992    -0.94992     -9.3998      9.5898
   25  1.1135     -1.1135     -9.5898      9.8125
   26 0.47698    -0.47698     -9.8125      9.9079
   27-7.77823E-02 7.77823E-02 -9.9079      9.8923
   28-0.55633     0.55633     -9.8923      9.7811
   29-0.96420     0.96420     -9.7811      9.5882
   30 -1.3069      1.3069     -9.5882      9.3268
   31 -1.5898      1.5898     -9.3268      9.0089
   32 -1.8181      1.8181     -9.0089      8.6453
   33 -1.9970      1.9970     -8.6453      8.2459
   34 -2.1313      2.1313     -8.2459      7.8196
   35 -2.2257      2.2257     -7.8196      7.3745
   36 -2.2846      2.2846     -7.3745      6.9176
   37 -2.3121      2.3121     -6.9176      6.4552
   38 -2.3123      2.3123     -6.4552      5.9927
   39 -2.2888      2.2888     -5.9927      5.5349
   40 -2.2449      2.2449     -5.5349      5.0860
   41 -2.1838      2.1838     -5.0860      4.6492
   42 -2.1084      2.1084     -4.6492      4.2275
   43 -2.0214      2.0214     -4.2275      3.8232
   44 -1.9250      1.9250     -3.8232      3.4382
   45 -1.8216      1.8216     -3.4382      3.0739
   46 -1.7130      1.7130     -3.0739      2.7313
   47 -1.6009      1.6009     -2.7313      2.4111
   48 -1.4870      1.4870     -2.4111      2.1137
   49 -1.3726      1.3726     -2.1137      1.8392
   50 -1.2589      1.2589     -1.8392      1.5874
   51 -1.1469      1.1469     -1.5874      1.3580
   52 -1.0375      1.0375     -1.3580      1.1506
```

```
53-0.93146     0.93146     -1.1506     0.96427
54-0.82949     0.82949    -0.96427     0.79837
55-0.73208     0.73208    -0.79837     0.65196
56-0.63969     0.63969    -0.65196     0.52402
57-0.55268     0.55268    -0.52402     0.41348
58-0.47134     0.47134    -0.41348     0.31921
59-0.39589     0.39589    -0.31921     0.24003
60-0.32652     0.32652    -0.24003     0.17473
61-0.26333     0.26333    -0.17473     0.12206
62-0.20644     0.20644    -0.12206     8.07755E-02
63-0.15589     0.15589    -8.07755E-02 4.95968E-02
64-0.11173     0.11173    -4.95968E-02 2.72502E-02
65-7.39799E-02 7.39799E-02-2.72502E-02 1.24542E-02
66-4.26409E-02 4.26409E-02-1.24542E-02 3.92604E-03
67-1.77158E-02 1.77158E-02-3.92604E-03 3.82892E-04
68-3.82854E-03 3.82854E-03-3.82892E-04 2.46880E-12
```

```
+-------------------------------------------------------------------------------------------------------------------------+
|                   PARATIEPLUS(TM)   NLS ENGINE RELEASE  2018.0    FULL VERSION  *Build date:Nov 13, 2017*              |
|                                                                                                                         |
|                                    NewProject.BaseDesignSection_28.SISMICASTR_1243                                      |
|                                   Exe Time : 4 September 2018 18:06:13                                                  |
+-------------------------------------------------------------------------------------------------------------------------+
New Project


S T R E S S    R E S U L T S    F O R    G R O U P    N O.    4

Tieback_175                                                    :
ELEMENT TYPE    6 NO.OF ELEMENTS. IN THIS GROUP    1
C U R R E N T    T I M E    I S      2.0000

 POST-TENSION 2D-BOUNDARY ELEMENT

         EL    FORCE          d0          EDISPL     pl. eps          K     -ve limit   +ve limit
-----------------------------------------------------------------------------------------------------

***** NO ONE ELEMENT ACTIVE AT CURRENT STEP *****

ITER     0 RNORM = 0.000     RMNORM= 0.000
           RINORM=0.3703E+05 RIMNOR= 4563.
           RENORM=0.1439E+05 REMNOR=0.1163E-21 RATIO =0.6233     TOLER =0.1000E-03  NOT CONVERGED
           RFMAX = 119.9     RMMAX = 9.908
           RTSMAL=0.1000E-02 RMSMAL=0.1000E-04
           RDT   =0.3703E+05 RDR   = 4563.
           RATIOT=0.6233     RATIOR= 0.000
           MAX UN=0.6938E-10 IEQ=     3 NODE      2 DOF   1  Y-DISPL.F
           MIN UN=-119.9     IEQ=     1 NODE      1 DOF   1  Y-DISPL.F
           NO. OF CONTACT CONSTRAINT VIOLATIONS     0


ITER     2 RNORM = 0.000     RMNORM= 0.000
           RINORM=0.3703E+05 RIMNOR= 4563.
           RENORM= 157.4     REMNOR=0.2729E-19 RATIO =0.6520E-01 TOLER =0.1000E-03  NOT CONVERGED
           RFMAX = 119.9     RMMAX = 9.908
           RTSMAL=0.1000E-02 RMSMAL=0.1000E-04
           RDT   =0.3703E+05 RDR   = 4563.
           RATIOT=0.6520E-01 RATIOR= 0.000
           MAX UN=0.3420E-01 IEQ=    77 NODE     39 DOF   1  Y-DISPL.F
           MIN UN=-7.714     IEQ=     3 NODE      2 DOF   1  Y-DISPL.F
           NO. OF CONTACT CONSTRAINT VIOLATIONS     0


ITER     3 RNORM = 0.000     RMNORM= 0.000
           RINORM=0.3703E+05 RIMNOR= 4563.
           RENORM= 5.355     REMNOR=0.3119E-19 RATIO =0.1203E-01 TOLER =0.1000E-03  NOT CONVERGED
           RFMAX = 119.9     RMMAX = 9.908
           RTSMAL=0.1000E-02 RMSMAL=0.1000E-04
           RDT   =0.3703E+05 RDR   = 4563.
           RATIOT=0.1203E-01 RATIOR= 0.000
           MAX UN=0.7288E-01 IEQ=    91 NODE     46 DOF   1  Y-DISPL.F
           MIN UN=-1.650     IEQ=    21 NODE     11 DOF   1  Y-DISPL.F
           NO. OF CONTACT CONSTRAINT VIOLATIONS     0


ITER     4 RNORM = 0.000     RMNORM= 0.000
           RINORM=0.3703E+05 RIMNOR= 4563.
           RENORM=0.8825E-04 REMNOR=0.1192E-19 RATIO =0.4882E-04 TOLER =0.1000E-03      CONVERGED !
           RFMAX = 119.9     RMMAX = 9.908
           RTSMAL=0.1000E-02 RMSMAL=0.1000E-04
           RDT   =0.3703E+05 RDR   = 4563.
           RATIOT=0.4882E-04 RATIOR= 0.000
           MAX UN=0.6077E-02 IEQ=   103 NODE     52 DOF   1  Y-DISPL.F
           MIN UN=-.5783E-09 IEQ=    25 NODE     13 DOF   1  Y-DISPL.F
           NO. OF CONTACT CONSTRAINT VIOLATIONS     0
```

```
+-------------------------------------------------------------------------------------------------------------------------+
|                   PARATIEPLUS(TM)   NLS ENGINE RELEASE  2018.0    FULL VERSION  *Build date:Nov 13, 2017*              |
|                                                                                                                         |
|                                    NewProject.BaseDesignSection_28.SISMICASTR_1243                                      |
|                                   Exe Time : 4 September 2018 18:06:13                                                  |
+-------------------------------------------------------------------------------------------------------------------------+
New Project
SOLUTION REACHED USING     4 ITERATIONS ON   40

P R I N T   O U T   F O R   T I M E   S T E P    3     ( AT TIME   3.000     )

PRINT OUT OF ACTIVE COMPONENTS (FIXED NODES ARE NOT PRINTED OUT)

          Y-DISPL.F        X-ROT. F
            (02)             (04)           (
    1  -1.5805607E-03   4.3037777E-04
    2  -1.4945500E-03   4.2940444E-04
    3  -1.4089272E-03   4.2650704E-04
    4  -1.3240709E-03   4.2175440E-04
    5  -1.2403413E-03   4.1526408E-04
    6  -1.1580710E-03   4.0718811E-04
    7  -1.0775610E-03   3.9768757E-04
    8  -9.9908034E-04   3.8692098E-04
    9  -9.2286676E-04   3.7504207E-04
   10  -8.4912776E-04   3.6219948E-04
   11  -7.7804165E-04   3.4853671E-04
   12  -7.0975853E-04   3.3419219E-04
   13  -6.4440132E-04   3.1929936E-04
   14  -5.8206676E-04   3.0398687E-04
   15  -5.2282628E-04   2.8837881E-04
   16  -4.6672702E-04   2.7259394E-04
   17  -4.1379289E-04   2.5674235E-04
   18  -3.6402762E-04   2.4092371E-04
   19  -3.1741525E-04   2.2522741E-04
   20  -2.7392316E-04   2.0973351E-04
   21  -2.3350380E-04   1.9451335E-04
   22  -1.9609558E-04   1.7962985E-04
   23  -1.6162571E-04   1.6513859E-04
   24  -1.3001077E-04   1.5108803E-04
   25  -1.0115831E-04   1.3752023E-04
   26  -7.4968083E-05   1.2447132E-04
   27  -5.1332639E-05   1.1198133E-04
   28  -3.0135655E-05   1.0009156E-04
   29  -1.1253892E-05   8.8833610E-05
   30   5.4414245E-06   7.8230193E-05
   31   2.0082789E-05   6.8295830E-05
   32   3.2804718E-05   5.9036820E-05
   33   4.3742361E-05   5.0451447E-05
   34   5.3029646E-05   4.2531318E-05
   35   6.0798286E-05   3.5262165E-05
   36   6.7176636E-05   2.8624867E-05
   37   7.2288798E-05   2.2596406E-05
   38   7.6254020E-05   1.7150660E-05
   39   7.9186024E-05   1.2259345E-05
   40   8.1192718E-05   7.8924316E-06
   41   8.2375873E-05   4.0186609E-06
   42   8.2830921E-05   6.0597774E-07
   43   8.2646838E-05  -2.3780854E-06
   44   8.1906092E-05  -4.9660699E-06
   45   8.0684668E-05  -7.1902846E-06
   46   7.9052111E-05  -9.0825922E-06
   47   7.7071683E-05  -1.0674121E-05
   48   7.4800498E-05  -1.1995124E-05
   49   7.2289722E-05  -1.3074807E-05
   50   6.9584808E-05  -1.3941198E-05
   51   6.6725692E-05  -1.4621048E-05
   52   6.3747058E-05  -1.5139738E-05
   53   6.0679025E-05  -1.5521210E-05
   54   5.7546377E-05  -1.5787939E-05
   55   5.4370124E-05  -1.5960550E-05
   56   5.1167175E-05  -1.6057882E-05
```

57	4.7950855E-05	-1.6096953E-05
58	4.4731266E-05	-1.6092939E-05
59	4.1515662E-05	-1.6059175E-05
60	3.8308813E-05	-1.6007154E-05
61	3.5113375E-05	-1.5946526E-05
62	3.1930255E-05	-1.5885112E-05
63	2.8758983E-05	-1.5828903E-05
64	2.5598069E-05	-1.5782070E-05
65	2.2445373E-05	-1.5746971E-05
66	1.9298462E-05	-1.5724154E-05
67	1.6154976E-05	-1.5712362E-05
68	1.3012986E-05	-1.5708537E-05
69	1.1441989E-05	-1.5708328E-05

```
+-------------------------------------------------------------------------------------------------------------------------------+
|                   PARATIEPLUS(TM)   NLS ENGINE RELEASE  2018.0    FULL VERSION  *Build date:Nov 13, 2017*                    |
|                                                                                                                               |
|                                    NewProject.BaseDesignSection_28.SISMICASTR_1243                                            |
|                                   Exe Time : 4 September 2018 18:06:13                                                        |
+-------------------------------------------------------------------------------------------------------------------------------+
New Project


S T R E S S   R E S U L T S   F O R   G R O U P   N O.   1

0_L                                                              :
ELEMENT TYPE    5 NO.OF ELEMENTS. IN THIS GROUP   69
C U R R E N T   T I M E   I S      3.0000

 HARDENING 2D SOIL ELEMENT

 ****** TOTAL STRESS FORMULATION *****

  EL *   FORCE     DISPL-Y  VERTICAL-P  HORIZON.-P     MAX-V-P     MAX-H-P           STATE   STIFFNESS Z-LEVEL      PORE
E FACTOR    UFACTOR       Peq          Su_a         Su_p     LAYER
 ------------------------------------------------------------------------------------------------------------------------------
-------------------------------------------------------------------------------------------
   1 D  4.6663E-03  1.5806E-03  1.0882E-02  4.6663E-02  1.0882E-02  0.7420         PASSIVE   0.000       0.000       0.000
1.000       1.000      4.6663E-02   0.000       0.000     DI1_164_167_L_0
   2 D   2.784      1.4946E-03   3.246       13.92       3.246       13.92         PASSIVE   0.000     -0.2000       0.000
1.000       1.000       13.92       0.000       0.000     DI1_164_167_L_0
   3 D   5.697      1.4089E-03   6.643       28.49       6.643       28.49         PASSIVE   0.000     -0.4000       0.000
1.000       1.000       28.49       0.000       0.000     DI1_164_167_L_0
   4 D   8.791      1.3241E-03   10.25       43.96       10.25       43.96         PASSIVE   0.000     -0.6000       0.000
1.000       1.000       43.96       0.000       0.000     DI1_164_167_L_0
   5 D   9.941      1.2403E-03   14.01       49.70       14.01       49.70             V-C  2.8868E+04 -0.8000       0.000
1.000       1.000       49.70       0.000       0.000     DI1_164_167_L_0
   6 D   9.910      1.1581E-03   17.84       49.55       17.84       49.55             V-C  2.8868E+04  -1.000       0.000
1.000       1.000       49.55       0.000       0.000     DI1_164_167_L_0
   7 D   9.838      1.0776E-03   21.67       49.19       21.67       49.19             V-C  2.8868E+04  -1.200       0.000
1.000       1.000       49.19       0.000       0.000     DI1_164_167_L_0
   8 D   9.743      9.9908E-04   25.73       48.72       25.73       48.72             V-C  2.8868E+04  -1.400       0.000
1.000       1.000       48.72       0.000       0.000     DI1_164_167_L_0
   9 D   9.640      9.2287E-04   30.08       48.20       30.08       48.20             V-C  2.8868E+04  -1.600       0.000
1.000       1.000       48.20       0.000       0.000     DI1_164_167_L_0
  10 D   9.536      8.4913E-04   34.22       47.68       34.22       47.68             V-C  2.8868E+04  -1.800       0.000
1.000       1.000       47.68       0.000       0.000     DI1_164_167_L_0
  11 D   9.438      7.7804E-04   38.20       47.19       38.20       47.19             V-C  2.8868E+04  -2.000       0.000
1.000       1.000       47.19       0.000       0.000     DI1_164_167_L_0
  12 D   9.350      7.0976E-04   41.58       46.75       41.58       46.75             V-C  2.8868E+04  -2.200       0.000
1.000       1.000       46.75       0.000       0.000     DI1_164_167_L_0
  13 D   9.274      6.4440E-04   45.39       46.37       45.39       46.37             V-C  2.8868E+04  -2.400       0.000
1.000       1.000       46.37       0.000       0.000     DI1_164_167_L_0
  14 D   9.213      5.8207E-04   49.13       46.07       49.13       46.07             V-C  2.8868E+04  -2.600       0.000
1.000       1.000       46.07       0.000       0.000     DI1_164_167_L_0
  15 D   9.168      5.2283E-04   52.79       45.84       52.79       45.84             V-C  2.8868E+04  -2.800       0.000
1.000       1.000       45.84       0.000       0.000     DI1_164_167_L_0
  16 D   9.140      4.6673E-04   56.41       45.70       56.41       45.70             V-C  2.8868E+04  -3.000       0.000
1.000       1.000       45.70       0.000       0.000     DI1_164_167_L_0
  17 D   9.129      4.1379E-04   59.97       45.64       59.97       45.64             V-C  2.8868E+04  -3.200       0.000
1.000       1.000       45.64       0.000       0.000     DI1_164_167_L_0
  18 D   9.136      3.6403E-04   63.19       45.68       63.19       45.68             V-C  2.8868E+04  -3.400       0.000
1.000       1.000       45.68       0.000       0.000     DI1_164_167_L_0
  19 D   9.160      3.1742E-04   66.71       45.80       66.71       45.80             V-C  2.8868E+04  -3.600       0.000
1.000       1.000       45.80       0.000       0.000     DI1_164_167_L_0
  20 D   9.203      2.7392E-04   70.19       46.02       70.19       46.02             V-C  2.8868E+04  -3.800       0.000
1.000       1.000       46.02       0.000       0.000     DI1_164_167_L_0
  21 D   9.264      2.3350E-04   73.66       46.32       73.66       46.32             V-C  2.8868E+04  -4.000       0.000
1.000       1.000       46.32       0.000       0.000     DI1_164_167_L_0
  22 D   9.341      1.9610E-04   77.10       46.71       77.10       46.71             V-C  2.8868E+04  -4.200       0.000
1.000       1.000       46.71       0.000       0.000     DI1_164_167_L_0
  23 D   9.436      1.6163E-04   80.28       47.18       80.28       47.18             V-C  2.8868E+04  -4.400       0.000
1.000       1.000       47.18       0.000       0.000     DI1_164_167_L_0
  24 D   9.548      1.3001E-04   83.70       47.74       83.70       47.74             V-C  2.8868E+04  -4.600       0.000
1.000       1.000       47.74       0.000       0.000     DI1_164_167_L_0
```

25 D	9.676	1.0116E-04	87.10	48.38	87.10	48.38	V-C	2.8868E+04	-4.800	0.000		
1.000	1.000	48.38	0.000	0.000	DI1_164_167_L_0							
26 D	10.43	7.4968E-05	90.49	52.15	90.49	52.15	V-C	6.9578E+04	-5.000	0.000		
1.000	1.000	52.15	0.000	0.000	DI2_165_168_L_0							
27 D	10.40	5.1333E-05	93.86	51.99	93.86	51.99	V-C	6.9578E+04	-5.200	0.000		
1.000	1.000	51.99	0.000	0.000	DI2_165_168_L_0							
28 D	10.40	3.0136E-05	97.03	51.99	97.03	51.99	V-C	6.9578E+04	-5.400	0.000		
1.000	1.000	51.99	0.000	0.000	DI2_165_168_L_0							
29 D	10.43	1.1254E-05	100.4	52.16	100.4	52.16	V-C	6.9578E+04	-5.600	0.000		
1.000	1.000	52.16	0.000	0.000	DI2_165_168_L_0							
30 D	10.45	-5.4414E-06	103.7	52.25	103.7	52.86	UL-RL	1.1132E+05	-5.800	0.000		
1.000	1.000	52.25	0.000	0.000	DI2_165_168_L_0							
31 D	10.42	-2.0083E-05	107.1	52.11	107.1	54.34	UL-RL	1.1132E+05	-6.000	0.000		
1.000	1.000	52.11	0.000	0.000	DI2_165_168_L_0							
32 D	10.44	-3.2805E-05	110.4	52.18	110.4	55.83	UL-RL	1.1132E+05	-6.200	0.000		
1.000	1.000	52.18	0.000	0.000	DI2_165_168_L_0							
33 D	10.49	-4.3742E-05	113.8	52.45	113.8	57.32	UL-RL	1.1132E+05	-6.400	0.000		
1.000	1.000	52.45	0.000	0.000	DI2_165_168_L_0							
34 D	10.58	-5.3030E-05	116.9	52.91	116.9	58.81	UL-RL	1.1132E+05	-6.600	0.000		
1.000	1.000	52.91	0.000	0.000	DI2_165_168_L_0							
35 D	10.71	-6.0798E-05	120.2	53.54	120.2	60.31	UL-RL	1.1132E+05	-6.800	0.000		
1.000	1.000	53.54	0.000	0.000	DI2_165_168_L_0							
36 D	10.87	-6.7177E-05	123.6	54.33	123.6	61.81	UL-RL	1.1132E+05	-7.000	0.000		
1.000	1.000	54.33	0.000	0.000	DI2_165_168_L_0							
37 D	11.05	-7.2289E-05	126.9	55.26	126.9	63.31	UL-RL	1.1132E+05	-7.200	0.000		
1.000	1.000	55.26	0.000	0.000	DI2_165_168_L_0							
38 D	11.26	-7.6254E-05	130.2	56.32	130.2	64.81	UL-RL	1.1132E+05	-7.400	0.000		
1.000	1.000	56.32	0.000	0.000	DI2_165_168_L_0							
39 D	11.50	-7.9186E-05	133.3	57.50	133.3	66.31	UL-RL	1.1132E+05	-7.600	0.000		
1.000	1.000	57.50	0.000	0.000	DI2_165_168_L_0							
40 D	11.76	-8.1193E-05	136.7	58.78	136.7	67.82	UL-RL	1.1132E+05	-7.800	0.000		
1.000	1.000	58.78	0.000	0.000	DI2_165_168_L_0							
41 D	12.03	-8.2376E-05	140.0	60.15	140.0	69.33	UL-RL	1.1132E+05	-8.000	0.000		
1.000	1.000	60.15	0.000	0.000	DI2_165_168_L_0							
42 D	12.32	-8.2831E-05	143.3	61.61	143.3	70.84	UL-RL	1.1132E+05	-8.200	0.000		
1.000	1.000	61.61	0.000	0.000	DI2_165_168_L_0							
43 D	12.63	-8.2647E-05	146.5	63.15	146.5	72.35	UL-RL	1.1132E+05	-8.400	0.000		
1.000	1.000	63.15	0.000	0.000	DI2_165_168_L_0							
44 D	12.95	-8.1906E-05	149.8	64.74	149.8	73.86	UL-RL	1.1132E+05	-8.600	0.000		
1.000	1.000	64.74	0.000	0.000	DI2_165_168_L_0							
45 D	13.28	-8.0685E-05	153.0	66.40	153.0	75.38	UL-RL	1.1132E+05	-8.800	0.000		
1.000	1.000	66.40	0.000	0.000	DI2_165_168_L_0							
46 D	13.62	-7.9052E-05	156.3	68.10	156.3	76.90	UL-RL	1.1132E+05	-9.000	0.000		
1.000	1.000	68.10	0.000	0.000	DI2_165_168_L_0							
47 D	13.97	-7.7072E-05	159.6	69.84	159.6	78.42	UL-RL	1.1132E+05	-9.200	0.000		
1.000	1.000	69.84	0.000	0.000	DI2_165_168_L_0							
48 D	14.32	-7.4800E-05	162.9	71.61	162.9	79.94	UL-RL	1.1132E+05	-9.400	0.000		
1.000	1.000	71.61	0.000	0.000	DI2_165_168_L_0							
49 D	14.68	-7.2290E-05	166.1	73.42	166.1	81.46	UL-RL	1.1132E+05	-9.600	0.000		
1.000	1.000	73.42	0.000	0.000	DI2_165_168_L_0							
50 D	15.05	-6.9585E-05	169.3	75.24	169.3	82.99	UL-RL	1.1132E+05	-9.800	0.000		
1.000	1.000	75.24	0.000	0.000	DI2_165_168_L_0							
51 D	15.42	-6.6726E-05	172.6	77.09	172.6	84.52	UL-RL	1.1132E+05	-10.00	0.000		
1.000	1.000	77.09	0.000	0.000	DI2_165_168_L_0							
52 D	15.79	-6.3747E-05	175.9	78.95	175.9	86.05	UL-RL	1.1132E+05	-10.20	0.000		
1.000	1.000	78.95	0.000	0.000	DI2_165_168_L_0							
53 D	16.16	-6.0679E-05	179.1	80.82	179.1	87.58	UL-RL	1.1132E+05	-10.40	0.000		
1.000	1.000	80.82	0.000	0.000	DI2_165_168_L_0							
54 D	16.54	-5.7546E-05	182.4	82.70	182.4	89.11	UL-RL	1.1132E+05	-10.60	0.000		
1.000	1.000	82.70	0.000	0.000	DI2_165_168_L_0							
55 D	16.92	-5.4370E-05	185.7	84.59	185.7	90.64	UL-RL	1.1132E+05	-10.80	0.000		
1.000	1.000	84.59	0.000	0.000	DI2_165_168_L_0							
56 D	17.30	-5.1167E-05	188.8	86.48	188.8	92.18	UL-RL	1.1132E+05	-11.00	0.000		
1.000	1.000	86.48	0.000	0.000	DI2_165_168_L_0							
57 D	17.68	-4.7951E-05	192.1	88.38	192.1	93.72	UL-RL	1.1132E+05	-11.20	0.000		
1.000	1.000	88.38	0.000	0.000	DI2_165_168_L_0							
58 D	18.05	-4.4731E-05	195.4	90.27	195.4	95.25	UL-RL	1.1132E+05	-11.40	0.000		
1.000	1.000	90.27	0.000	0.000	DI2_165_168_L_0							
59 D	18.43	-4.1516E-05	198.6	92.17	198.6	96.79	UL-RL	1.1132E+05	-11.60	0.000		
1.000	1.000	92.17	0.000	0.000	DI2_165_168_L_0							
60 D	18.81	-3.8309E-05	201.9	94.07	201.9	98.33	UL-RL	1.1132E+05	-11.80	0.000		
1.000	1.000	94.07	0.000	0.000	DI2_165_168_L_0							
61 D	19.19	-3.5113E-05	205.1	95.97	205.1	99.88	UL-RL	1.1132E+05	-12.00	0.000		
1.000	1.000	95.97	0.000	0.000	DI2_165_168_L_0							

```
   62 D   19.57     -3.1930E-05   208.2       97.87       208.2       101.4          UL-RL  1.1132E+05  -12.20       0.000
1.000       1.000       97.87       0.000       0.000     DI2_165_168_L_0
   63 D   19.95     -2.8759E-05   211.2       99.76       211.2       103.0          UL-RL  1.1132E+05  -12.40       0.000
1.000       1.000       99.76       0.000       0.000     DI2_165_168_L_0
   64 D   20.33     -2.5598E-05   214.3       101.7       214.3       104.5          UL-RL  1.1132E+05  -12.60       0.000
1.000       1.000       101.7       0.000       0.000     DI2_165_168_L_0
   65 D   20.71     -2.2445E-05   217.4       103.6       217.4       106.1          UL-RL  1.1132E+05  -12.80       0.000
1.000       1.000       103.6       0.000       0.000     DI2_165_168_L_0
   66 D   21.09     -1.9298E-05   220.5       105.5       220.5       107.6          UL-RL  1.1132E+05  -13.00       0.000
1.000       1.000       105.5       0.000       0.000     DI2_165_168_L_0
   67 D   21.47     -1.6155E-05   223.6       107.4       223.6       109.2          UL-RL  1.1132E+05  -13.20       0.000
1.000       1.000       107.4       0.000       0.000     DI2_165_168_L_0
   68 D   16.39     -1.3013E-05   226.7       109.3       226.7       110.7          UL-RL  1.1132E+05  -13.40       0.000
1.000       1.000       109.3       0.000       0.000     DI2_165_168_L_0
   69 D   5.510     -1.1442E-05   228.3       110.2       228.3       111.5          UL-RL  1.1132E+05  -13.50       0.000
1.000       1.000       110.2       0.000       0.000     DI2_165_168_L_0
```

```
+-------------------------------------------------------------------------------------------------------------------------------+
|                   PARATIEPLUS(TM)   NLS ENGINE RELEASE  2018.0    FULL VERSION  *Build date:Nov 13, 2017*                    |
|                                                                                                                               |
|                                    NewProject.BaseDesignSection_28.SISMICASTR_1243                                            |
|                                   Exe Time : 4 September 2018 18:06:13                                                        |
+-------------------------------------------------------------------------------------------------------------------------------+
New Project


S T R E S S   R E S U L T S   F O R   G R O U P   N O.   2

0_R                                                              :
ELEMENT TYPE    5 NO.OF ELEMENTS. IN THIS GROUP   69
C U R R E N T   T I M E   I S      3.0000

 HARDENING 2D SOIL ELEMENT

 ****** TOTAL STRESS FORMULATION *****

  EL *   FORCE     DISPL-Y  VERTICAL-P  HORIZON.-P     MAX-V-P     MAX-H-P           STATE   STIFFNESS Z-LEVEL      PORE
E FACTOR    UFACTOR       Peq           Su_a         Su_p     LAYER
 ------------------------------------------------------------------------------------------------------------------------------
-------------------------------------------------------------------------------------------
   1     0.000         --          --          --          --          --          REMOVED     --        0.000       0.000
1.000       1.000       0.000       0.000       0.000     not available
   2     0.000         --          --          --          --          --          REMOVED     --      -0.2000       0.000
1.000       1.000       0.000       0.000       0.000     not available
   3     0.000         --          --          --          --          --          REMOVED     --      -0.4000       0.000
1.000       1.000       0.000       0.000       0.000     not available
   4     0.000         --          --          --          --          --          REMOVED     --      -0.6000       0.000
1.000       1.000       0.000       0.000       0.000     not available
   5     0.000         --          --          --          --          --          REMOVED     --      -0.8000       0.000
1.000       1.000       0.000       0.000       0.000     not available
   6 D   0.000     -1.1581E-03   0.000       0.000       16.00       16.12          ACTIVE   0.000      -1.000       0.000
1.000       1.000       0.000       0.000       0.000     DI1_164_167_L_0
   7 D  0.2131     -1.0776E-03   3.200       1.066       19.20       18.08          ACTIVE   0.000      -1.200       0.000
1.000       1.000       1.066       0.000       0.000     DI1_164_167_L_0
   8 D  0.4262     -9.9908E-04   6.400       2.131       22.40       19.88          ACTIVE   0.000      -1.400       0.000
1.000       1.000       2.131       0.000       0.000     DI1_164_167_L_0
   9 D  0.6394     -9.2287E-04   9.600       3.197       25.60       21.56          ACTIVE   0.000      -1.600       0.000
1.000       1.000       3.197       0.000       0.000     DI1_164_167_L_0
  10 D  0.8525     -8.4913E-04   12.80       4.262       28.80       23.17          ACTIVE   0.000      -1.800       0.000
1.000       1.000       4.262       0.000       0.000     DI1_164_167_L_0
  11 D   1.066     -7.7804E-04   16.00       5.328       32.00       24.73          ACTIVE   0.000      -2.000       0.000
1.000       1.000       5.328       0.000       0.000     DI1_164_167_L_0
  12 D   1.279     -7.0976E-04   19.20       6.394       35.20       26.26          ACTIVE   0.000      -2.200       0.000
1.000       1.000       6.394       0.000       0.000     DI1_164_167_L_0
  13 D   1.492     -6.4440E-04   22.40       7.459       38.40       27.77          ACTIVE   0.000      -2.400       0.000
1.000       1.000       7.459       0.000       0.000     DI1_164_167_L_0
  14 D   1.705     -5.8207E-04   25.60       8.525       41.60       29.26          ACTIVE   0.000      -2.600       0.000
1.000       1.000       8.525       0.000       0.000     DI1_164_167_L_0
  15 D   2.042     -5.2283E-04   28.80       10.21       44.80       30.75           UL-RL  3.0792E+04  -2.800       0.000
1.000       1.000       10.21       0.000       0.000     DI1_164_167_L_0
  16 D   2.690     -4.6673E-04   32.00       13.45       48.00       32.23           UL-RL  3.0792E+04  -3.000       0.000
1.000       1.000       13.45       0.000       0.000     DI1_164_167_L_0
  17 D   3.317     -4.1379E-04   35.20       16.58       51.20       33.70           UL-RL  3.0792E+04  -3.200       0.000
1.000       1.000       16.58       0.000       0.000     DI1_164_167_L_0
  18 D   3.923     -3.6403E-04   38.40       19.61       54.40       35.17           UL-RL  3.0792E+04  -3.400       0.000
1.000       1.000       19.61       0.000       0.000     DI1_164_167_L_0
  19 D   4.508     -3.1742E-04   41.60       22.54       57.60       36.64           UL-RL  3.0792E+04  -3.600       0.000
1.000       1.000       22.54       0.000       0.000     DI1_164_167_L_0
  20 D   5.074     -2.7392E-04   44.80       25.37       60.80       38.11           UL-RL  3.0792E+04  -3.800       0.000
1.000       1.000       25.37       0.000       0.000     DI1_164_167_L_0
  21 D   5.620     -2.3350E-04   48.00       28.10       64.00       39.58           UL-RL  3.0792E+04  -4.000       0.000
1.000       1.000       28.10       0.000       0.000     DI1_164_167_L_0
  22 D   6.147     -1.9610E-04   51.20       30.74       67.20       41.05           UL-RL  3.0792E+04  -4.200       0.000
1.000       1.000       30.74       0.000       0.000     DI1_164_167_L_0
  23 D   6.656     -1.6163E-04   54.40       33.28       70.40       42.52           UL-RL  3.0792E+04  -4.400       0.000
1.000       1.000       33.28       0.000       0.000     DI1_164_167_L_0
  24 D   7.148     -1.3001E-04   57.60       35.74       73.60       43.99           UL-RL  3.0792E+04  -4.600       0.000
1.000       1.000       35.74       0.000       0.000     DI1_164_167_L_0
```

25 D	7.623	-1.0116E-04	60.80	38.11	76.80	45.46	UL-RL	3.0792E+04	-4.800	0.000	
1.000	1.000	38.11	0.000	0.000	DI1_164_167_L_0						
26 D	7.559	-7.4968E-05	64.00	37.79	80.00	46.94	UL-RL	6.5637E+04	-5.000	0.000	
1.000	1.000	37.79	0.000	0.000	DI2_165_168_L_0						
27 D	8.166	-5.1333E-05	67.20	40.83	83.20	48.41	UL-RL	6.5637E+04	-5.200	0.000	
1.000	1.000	40.83	0.000	0.000	DI2_165_168_L_0						
28 D	8.742	-3.0136E-05	70.40	43.71	86.40	49.89	UL-RL	6.5637E+04	-5.400	0.000	
1.000	1.000	43.71	0.000	0.000	DI2_165_168_L_0						
29 D	9.288	-1.1254E-05	73.60	46.44	89.60	51.37	UL-RL	6.5637E+04	-5.600	0.000	
1.000	1.000	46.44	0.000	0.000	DI2_165_168_L_0						
30 D	9.805	5.4414E-06	76.80	49.03	92.80	52.86	UL-RL	6.5637E+04	-5.800	0.000	
1.000	1.000	49.03	0.000	0.000	DI2_165_168_L_0						
31 D	10.30	2.0083E-05	80.00	51.48	96.00	54.34	UL-RL	6.5637E+04	-6.000	0.000	
1.000	1.000	51.48	0.000	0.000	DI2_165_168_L_0						
32 D	10.76	3.2805E-05	83.20	53.81	99.20	55.83	UL-RL	6.5637E+04	-6.200	0.000	
1.000	1.000	53.81	0.000	0.000	DI2_165_168_L_0						
33 D	11.20	4.3742E-05	86.40	56.02	102.4	57.32	UL-RL	6.5637E+04	-6.400	0.000	
1.000	1.000	56.02	0.000	0.000	DI2_165_168_L_0						
34 D	11.63	5.3030E-05	89.60	58.13	105.6	58.81	UL-RL	6.5637E+04	-6.600	0.000	
1.000	1.000	58.13	0.000	0.000	DI2_165_168_L_0						
35 D	12.02	6.0798E-05	92.80	60.10	108.8	60.37	UL-RL	6.5637E+04	-6.800	0.000	
1.000	1.000	60.10	0.000	0.000	DI2_165_168_L_0						
36 D	12.39	6.7177E-05	96.00	61.94	112.0	62.02	UL-RL	6.5637E+04	-7.000	0.000	
1.000	1.000	61.94	0.000	0.000	DI2_165_168_L_0						
37 D	12.73	7.2289E-05	99.20	63.66	115.2	63.71	UL-RL	6.5637E+04	-7.200	0.000	
1.000	1.000	63.66	0.000	0.000	DI2_165_168_L_0						
38 D	13.07	7.6254E-05	102.4	65.34	118.4	65.36	UL-RL	6.5637E+04	-7.400	0.000	
1.000	1.000	65.34	0.000	0.000	DI2_165_168_L_0						
39 D	13.39	7.9186E-05	105.6	66.97	121.6	66.97	V-C	4.1023E+04	-7.600	0.000	
1.000	1.000	66.97	0.000	0.000	DI2_165_168_L_0						
40 D	13.71	8.1193E-05	108.8	68.56	124.8	68.56	V-C	4.1023E+04	-7.800	0.000	
1.000	1.000	68.56	0.000	0.000	DI2_165_168_L_0						
41 D	14.02	8.2376E-05	112.0	70.12	128.0	70.12	V-C	4.1023E+04	-8.000	0.000	
1.000	1.000	70.12	0.000	0.000	DI2_165_168_L_0						
42 D	14.33	8.2831E-05	115.2	71.65	131.2	71.65	V-C	4.1023E+04	-8.200	0.000	
1.000	1.000	71.65	0.000	0.000	DI2_165_168_L_0						
43 D	14.63	8.2647E-05	118.4	73.16	134.4	73.16	V-C	4.1023E+04	-8.400	0.000	
1.000	1.000	73.16	0.000	0.000	DI2_165_168_L_0						
44 D	14.93	8.1906E-05	121.6	74.65	137.6	74.65	V-C	4.1023E+04	-8.600	0.000	
1.000	1.000	74.65	0.000	0.000	DI2_165_168_L_0						
45 D	15.22	8.0685E-05	124.8	76.11	140.8	76.11	V-C	4.1023E+04	-8.800	0.000	
1.000	1.000	76.11	0.000	0.000	DI2_165_168_L_0						
46 D	15.51	7.9052E-05	128.0	77.57	144.0	77.57	V-C	4.1023E+04	-9.000	0.000	
1.000	1.000	77.57	0.000	0.000	DI2_165_168_L_0						
47 D	15.80	7.7072E-05	131.2	79.01	147.2	79.01	V-C	4.1023E+04	-9.200	0.000	
1.000	1.000	79.01	0.000	0.000	DI2_165_168_L_0						
48 D	16.09	7.4800E-05	134.4	80.44	150.4	80.44	V-C	4.1023E+04	-9.400	0.000	
1.000	1.000	80.44	0.000	0.000	DI2_165_168_L_0						
49 D	16.37	7.2290E-05	137.6	81.86	153.6	81.86	V-C	4.1023E+04	-9.600	0.000	
1.000	1.000	81.86	0.000	0.000	DI2_165_168_L_0						
50 D	16.66	6.9585E-05	140.8	83.28	156.8	83.28	V-C	4.1023E+04	-9.800	0.000	
1.000	1.000	83.28	0.000	0.000	DI2_165_168_L_0						
51 D	16.94	6.6726E-05	144.0	84.69	160.0	84.69	V-C	4.1023E+04	-10.00	0.000	
1.000	1.000	84.69	0.000	0.000	DI2_165_168_L_0						
52 D	17.22	6.3747E-05	147.2	86.10	163.2	86.10	V-C	4.1023E+04	-10.20	0.000	
1.000	1.000	86.10	0.000	0.000	DI2_165_168_L_0						
53 D	17.49	6.0679E-05	150.4	87.46	166.4	87.58	UL-RL	6.5637E+04	-10.40	0.000	
1.000	1.000	87.46	0.000	0.000	DI2_165_168_L_0						
54 D	17.76	5.7546E-05	153.6	88.79	169.6	89.11	UL-RL	6.5637E+04	-10.60	0.000	
1.000	1.000	88.79	0.000	0.000	DI2_165_168_L_0						
55 D	18.02	5.4370E-05	156.8	90.12	172.8	90.64	UL-RL	6.5637E+04	-10.80	0.000	
1.000	1.000	90.12	0.000	0.000	DI2_165_168_L_0						
56 D	18.29	5.1167E-05	160.0	91.44	176.0	92.18	UL-RL	6.5637E+04	-11.00	0.000	
1.000	1.000	91.44	0.000	0.000	DI2_165_168_L_0						
57 D	18.55	4.7951E-05	163.2	92.77	179.2	93.72	UL-RL	6.5637E+04	-11.20	0.000	
1.000	1.000	92.77	0.000	0.000	DI2_165_168_L_0						
58 D	18.82	4.4731E-05	166.4	94.10	182.4	95.25	UL-RL	6.5637E+04	-11.40	0.000	
1.000	1.000	94.10	0.000	0.000	DI2_165_168_L_0						
59 D	19.09	4.1516E-05	169.6	95.43	185.6	96.79	UL-RL	6.5637E+04	-11.60	0.000	
1.000	1.000	95.43	0.000	0.000	DI2_165_168_L_0						
60 D	19.35	3.8309E-05	172.8	96.76	188.8	98.33	UL-RL	6.5637E+04	-11.80	0.000	
1.000	1.000	96.76	0.000	0.000	DI2_165_168_L_0						
61 D	19.62	3.5113E-05	176.0	98.09	192.0	99.88	UL-RL	6.5637E+04	-12.00	0.000	
1.000	1.000	98.09	0.000	0.000	DI2_165_168_L_0						

```
  62 D   19.89      3.1930E-05   179.2       99.43       195.2       101.4          UL-RL  6.5637E+04  -12.20       0.000
1.000       1.000       99.43       0.000       0.000     DI2_165_168_L_0
  63 D   20.15      2.8759E-05   182.4       100.8       198.4       103.0          UL-RL  6.5637E+04  -12.40       0.000
1.000       1.000       100.8       0.000       0.000     DI2_165_168_L_0
  64 D   20.42      2.5598E-05   185.6       102.1       201.6       104.5          UL-RL  6.5637E+04  -12.60       0.000
1.000       1.000       102.1       0.000       0.000     DI2_165_168_L_0
  65 D   20.69      2.2445E-05   188.8       103.4       204.8       106.1          UL-RL  6.5637E+04  -12.80       0.000
1.000       1.000       103.4       0.000       0.000     DI2_165_168_L_0
  66 D   20.96      1.9298E-05   192.0       104.8       208.0       107.6          UL-RL  6.5637E+04  -13.00       0.000
1.000       1.000       104.8       0.000       0.000     DI2_165_168_L_0
  67 D   21.23      1.6155E-05   195.2       106.1       211.2       109.2          UL-RL  6.5637E+04  -13.20       0.000
1.000       1.000       106.1       0.000       0.000     DI2_165_168_L_0
  68 D   16.12      1.3013E-05   198.4       107.5       214.4       110.7          UL-RL  6.5637E+04  -13.40       0.000
1.000       1.000       107.5       0.000       0.000     DI2_165_168_L_0
  69 D   5.408      1.1442E-05   200.0       108.2       216.0       111.5          UL-RL  6.5637E+04  -13.50       0.000
1.000       1.000       108.2       0.000       0.000     DI2_165_168_L_0
```

```
+-------------------------------------------------------------------------------------------------------------------------+
|                   PARATIEPLUS(TM)   NLS ENGINE RELEASE  2018.0    FULL VERSION  *Build date:Nov 13, 2017*              |
|                                                                                                                         |
|                                    NewProject.BaseDesignSection_28.SISMICASTR_1243                                      |
|                                   Exe Time : 4 September 2018 18:06:13                                                  |
+-------------------------------------------------------------------------------------------------------------------------+
New Project


S T R E S S   R E S U L T S   F O R   G R O U P   N O.   3

WallElement_33                                                :
ELEMENT TYPE    2 NO.OF ELEMENTS. IN THIS GROUP   68
C U R R E N T   T I M E   I S      3.0000

 WALL2D ELEMENT

   EL      TA          TB          MA          MB
-------------------------------------------------------
    1 -119.94      119.94     3.08169E-11 -23.988
    2 -117.16      117.16      23.988     -47.419
    3 -111.46      111.46      47.419     -69.711
    4 -102.67      102.67      69.711     -90.245
    5 -92.727      92.727      90.245     -108.79
    6 -82.817      82.817      108.79     -125.35
    7 -73.193      73.193      125.35     -139.99
    8 -63.876      63.876      139.99     -152.77
    9 -54.875      54.875      152.77     -163.74
   10 -46.191      46.191      163.74     -172.98
   11 -37.819      37.819      172.98     -180.54
   12 -29.748      29.748      180.54     -186.49
   13 -21.965      21.965      186.49     -190.89
   14 -14.457      14.457      190.89     -193.78
   15 -7.3306      7.3306      193.78     -195.24
   16-0.88082     0.88082      195.24     -195.42
   17  4.9312     -4.9312      195.42     -194.43
   18  10.144     -10.144      194.43     -192.41
   19  14.797     -14.797      192.41     -189.45
   20  18.926     -18.926      189.45     -185.66
   21  22.570     -22.570      185.66     -181.15
   22  25.764     -25.764      181.15     -175.99
   23  28.544     -28.544      175.99     -170.29
   24  30.944     -30.944      170.29     -164.10
   25  32.998     -32.998      164.10     -157.50
   26  35.870     -35.870      157.50     -150.32
   27  38.100     -38.100      150.32     -142.70
   28  39.756     -39.756      142.70     -134.75
   29  40.900     -40.900      134.75     -126.57
   30  41.545     -41.545      126.57     -118.26
   31  41.671     -41.671      118.26     -109.93
   32  41.345     -41.345      109.93     -101.66
   33  40.631     -40.631      101.66     -93.534
   34  39.587     -39.587      93.534     -85.616
   35  38.274     -38.274      85.616     -77.962
   36  36.747     -36.747      77.962     -70.612
   37  35.063     -35.063      70.612     -63.600
   38  33.258     -33.258      63.600     -56.948
   39  31.362     -31.362      56.948     -50.676
   40  29.406     -29.406      50.676     -44.795
   41  27.412     -27.412      44.795     -39.312
   42  25.405     -25.405      39.312     -34.231
   43  23.402     -23.402      34.231     -29.551
   44  21.422     -21.422      29.551     -25.266
   45  19.479     -19.479      25.266     -21.370
   46  17.585     -17.585      21.370     -17.853
   47  15.751     -15.751      17.853     -14.703
   48  13.986     -13.986      14.703     -11.906
   49  12.297     -12.297      11.906     -9.4466
   50  10.690     -10.690      9.4466     -7.3085
   51  9.1703     -9.1703      7.3085     -5.4744
   52  7.7348     -7.7348      5.4744     -3.9275
```

53	6.4074	−6.4074	3.9275	−2.6461
54	5.1905	−5.1905	2.6461	−1.6080
55	4.0856	−4.0856	1.6080	−0.79083
56	3.0938	−3.0938	0.79083	−0.17208
57	2.2154	−2.2154	0.17208	0.27100
58	1.4506	−1.4506	−0.27100	0.56112
59	0.79928	−0.79928	−0.56112	0.72097
60	0.26115	−0.26115	−0.72097	0.77320
61	−0.16420	0.16420	−0.77320	0.74036
62	−0.47719	0.47719	−0.74036	0.64493
63	−0.67823	0.67823	−0.64493	0.50928
64	−0.76767	0.76767	−0.50928	0.35575
65	−0.74580	0.74580	−0.35575	0.20659
66	−0.61281	0.61281	−0.20659	8.40256E−02
67	−0.36882	0.36882	−8.40256E−02	1.02618E−02
68	−0.10261	0.10261	−1.02618E−02	9.34031E−13

```
+-------------------------------------------------------------------------------------------------------------------------------+
|                   PARATIEPLUS(TM)   NLS ENGINE RELEASE  2018.0    FULL VERSION  *Build date:Nov 13, 2017*                    |
|                                                                                                                               |
|                                    NewProject.BaseDesignSection_28.SISMICASTR_1243                                            |
|                                   Exe Time : 4 September 2018 18:06:13                                                        |
+-------------------------------------------------------------------------------------------------------------------------------+
New Project


S T R E S S   R E S U L T S   F O R   G R O U P   N O.   4

Tieback_175                                                  :
ELEMENT TYPE    6 NO.OF ELEMENTS. IN THIS GROUP    1
C U R R E N T   T I M E   I S      3.0000

 POST-TENSION 2D-BOUNDARY ELEMENT

         EL    FORCE          d0          EDISPL     pl. eps          K     -ve limit   +ve limit
-----------------------------------------------------------------------------------------------------------
 ANCHOR    1   138.50     -1.49175E-03 -1.49175E-03   0.0000       0.0000       0.0000       0.0000     BORN NOW JUST
ACTIVATED

 ITER     0 RNORM = 0.000     RMNORM= 0.000
             RINORM=0.2567E+06 RIMNOR=0.1617E+07
             RENORM= 5418.     REMNOR=0.1192E-19 RATIO =0.1453     TOLER =0.1000E-03  NOT CONVERGED
             RFMAX = 119.9     RMMAX = 195.4
             RTSMAL=0.1000E-02 RMSMAL=0.1000E-02
             RDT   =0.2567E+06 RDR   =0.1617E+07
             RATIOT=0.1453     RATIOR= 0.000
             MAX UN= 15.51     IEQ=    91 NODE     46 DOF   1  Y-DISPL.F
             MIN UN=-.4992E-09 IEQ=     9 NODE      5 DOF   1  Y-DISPL.F
             NO. OF CONTACT CONSTRAINT VIOLATIONS     0


 ITER     2 RNORM = 0.000     RMNORM= 0.000
             RINORM=0.2567E+06 RIMNOR=0.1617E+07
             RENORM= 614.2     REMNOR=0.1345E-17 RATIO =0.4891E-01 TOLER =0.1000E-03  NOT CONVERGED
             RFMAX = 119.9     RMMAX = 195.4
             RTSMAL=0.1000E-02 RMSMAL=0.1000E-02
             RDT   =0.2567E+06 RDR   =0.1617E+07
             RATIOT=0.4891E-01 RATIOR= 0.000
             MAX UN= 10.08     IEQ=    93 NODE     47 DOF   1  Y-DISPL.F
             MIN UN=-.2989E-08 IEQ=    27 NODE     14 DOF   1  Y-DISPL.F
             NO. OF CONTACT CONSTRAINT VIOLATIONS     0


 ITER     3 RNORM = 0.000     RMNORM= 0.000
             RINORM=0.2567E+06 RIMNOR=0.1617E+07
             RENORM= 65.25     REMNOR=0.7657E-18 RATIO =0.1594E-01 TOLER =0.1000E-03  NOT CONVERGED
             RFMAX = 119.9     RMMAX = 195.4
             RTSMAL=0.1000E-02 RMSMAL=0.1000E-02
             RDT   =0.2567E+06 RDR   =0.1617E+07
             RATIOT=0.1594E-01 RATIOR= 0.000
             MAX UN= 3.210     IEQ=    99 NODE     50 DOF   1  Y-DISPL.F
             MIN UN=-.3042E-08 IEQ=    23 NODE     12 DOF   1  Y-DISPL.F
             NO. OF CONTACT CONSTRAINT VIOLATIONS     0


 ITER     4 RNORM = 0.000     RMNORM= 0.000
             RINORM=0.2567E+06 RIMNOR=0.1617E+07
             RENORM= 2.054     REMNOR=0.6938E-18 RATIO =0.2829E-02 TOLER =0.1000E-03  NOT CONVERGED
             RFMAX = 119.9     RMMAX = 195.4
             RTSMAL=0.1000E-02 RMSMAL=0.1000E-02
             RDT   =0.2567E+06 RDR   =0.1617E+07
             RATIOT=0.2829E-02 RATIOR= 0.000
             MAX UN=0.9728     IEQ=    29 NODE     15 DOF   1  Y-DISPL.F
             MIN UN=-.5496E-08 IEQ=   135 NODE     68 DOF   1  Y-DISPL.F
             NO. OF CONTACT CONSTRAINT VIOLATIONS     0


 ITER     5 RNORM = 0.000     RMNORM= 0.000
```

```
RINORM=0.2567E+06 RIMNOR=0.1617E+07
RENORM=0.3700E-04 REMNOR=0.4181E-18 RATIO =0.1200E-04 TOLER =0.1000E-03      CONVERGED !
RFMAX = 119.9     RMMAX = 195.4
RTSMAL=0.1000E-02 RMSMAL=0.1000E-02
RDT   =0.2567E+06 RDR   =0.1617E+07
RATIOT=0.1200E-04 RATIOR= 0.000
MAX UN=0.6083E-02 IEQ=   115 NODE     58 DOF   1  Y-DISPL.F
MIN UN=-.4596E-08 IEQ=    77 NODE     39 DOF   1  Y-DISPL.F
NO. OF CONTACT CONSTRAINT VIOLATIONS     0
```

```
+-------------------------------------------------------------------------------------------------------------------------+
|                   PARATIEPLUS(TM)   NLS ENGINE RELEASE  2018.0    FULL VERSION  *Build date:Nov 13, 2017*              |
|                                                                                                                         |
|                                    NewProject.BaseDesignSection_28.SISMICASTR_1243                                      |
|                                   Exe Time : 4 September 2018 18:06:13                                                  |
+-------------------------------------------------------------------------------------------------------------------------+
New Project
SOLUTION REACHED USING     5 ITERATIONS ON   40

P R I N T   O U T   F O R   T I M E   S T E P    4     ( AT TIME   4.000     )

PRINT OUT OF ACTIVE COMPONENTS (FIXED NODES ARE NOT PRINTED OUT)

          Y-DISPL.F        X-ROT. F
            (02)             (04)           (
    1   1.2382518E-03   7.4558434E-04
    2   1.3873021E-03   7.4458595E-04
    3   1.5359532E-03   7.4159254E-04
    4   1.6838065E-03   7.3660944E-04
    5   1.8304663E-03   7.2966649E-04
    6   1.9755465E-03   7.2082457E-04
    7   2.1186740E-03   7.1015175E-04
    8   2.2594895E-03   6.9771337E-04
    9   2.3976458E-03   6.8357157E-04
   10   2.5328084E-03   6.6778499E-04
   11   2.6646539E-03   6.5040878E-04
   12   2.7928694E-03   6.3149458E-04
   13   2.9171524E-03   6.1109073E-04
   14   3.0372096E-03   5.8924514E-04
   15   3.1527577E-03   5.6600887E-04
   16   3.2635241E-03   5.4143703E-04
   17   3.3692479E-03   5.1558848E-04
   18   3.4696791E-03   4.8852640E-04
   19   3.5645820E-03   4.6031722E-04
   20   3.6537342E-03   4.3103114E-04
   21   3.7369272E-03   4.0074232E-04
   22   3.8139690E-03   3.6952818E-04
   23   3.8846823E-03   3.3747037E-04
   24   3.9489066E-03   3.0465394E-04
   25   4.0064992E-03   2.7116751E-04
   26   4.0573351E-03   2.3710339E-04
   27   4.1013077E-03   2.0255040E-04
   28   4.1383281E-03   1.6759292E-04
   29   4.1683238E-03   1.3231900E-04
   30   4.1912406E-03   9.6819631E-05
   31   4.2070429E-03   6.1189035E-05
   32   4.2157140E-03   2.5524810E-05
   33   4.2172572E-03  -1.0072781E-05
   34   4.2116962E-03  -4.5499742E-05
   35   4.1990758E-03  -8.0649151E-05
   36   4.1794624E-03  -1.1541098E-04
   37   4.1529450E-03  -1.4967184E-04
   38   4.1196349E-03  -1.8331571E-04
   39   4.0796678E-03  -2.1622284E-04
   40   4.0332031E-03  -2.4827058E-04
   41   3.9804252E-03  -2.7933319E-04
   42   3.9215441E-03  -3.0928175E-04
   43   3.8567956E-03  -3.3798419E-04
   44   3.7864425E-03  -3.6530528E-04
   45   3.7107752E-03  -3.9110652E-04
   46   3.6301110E-03  -4.1524669E-04
   47   3.5447969E-03  -4.3758111E-04
   48   3.4552065E-03  -4.5799623E-04
   49   3.3617301E-03  -4.7643636E-04
   50   3.2647645E-03  -4.9289616E-04
   51   3.1647011E-03  -5.0742107E-04
   52   3.0619161E-03  -5.2010706E-04
   53   2.9567752E-03  -5.3108046E-04
   54   2.8495943E-03  -5.4047629E-04
   55   2.7406810E-03  -5.4842659E-04
   56   2.6303113E-03  -5.5506282E-04
```

57	2.5187348E-03	-5.6051507E-04
58	2.4061756E-03	-5.6491183E-04
59	2.2928320E-03	-5.6837987E-04
60	2.1788773E-03	-5.7104296E-04
61	2.0644605E-03	-5.7302052E-04
62	1.9497071E-03	-5.7442752E-04
63	1.8347202E-03	-5.7537445E-04
64	1.7195810E-03	-5.7596725E-04
65	1.6043503E-03	-5.7630428E-04
66	1.4890706E-03	-5.7647062E-04
67	1.3737689E-03	-5.7653527E-04
68	1.2584598E-03	-5.7655106E-04
69	1.2007989E-03	-5.7655170E-04

```
+-------------------------------------------------------------------------------------------------------------------------------+
|                   PARATIEPLUS(TM)   NLS ENGINE RELEASE  2018.0    FULL VERSION  *Build date:Nov 13, 2017*                    |
|                                                                                                                               |
|                                    NewProject.BaseDesignSection_28.SISMICASTR_1243                                            |
|                                   Exe Time : 4 September 2018 18:06:13                                                        |
+-------------------------------------------------------------------------------------------------------------------------------+
New Project


S T R E S S   R E S U L T S   F O R   G R O U P   N O.   1

0_L                                                              :
ELEMENT TYPE    5 NO.OF ELEMENTS. IN THIS GROUP   69
C U R R E N T   T I M E   I S      4.0000

 HARDENING 2D SOIL ELEMENT

 ****** TOTAL STRESS FORMULATION *****

  EL *   FORCE     DISPL-Y  VERTICAL-P  HORIZON.-P     MAX-V-P     MAX-H-P           STATE   STIFFNESS Z-LEVEL      PORE
E FACTOR    UFACTOR       Peq          Su_a         Su_p     LAYER
 ------------------------------------------------------------------------------------------------------------------------------
-------------------------------------------------------------------------------------------
   1 D  3.6238E-04 -1.2383E-03  1.0882E-02  3.6238E-03  1.0882E-02  0.7420          ACTIVE   0.000       0.000       0.000
1.000       1.000      3.6238E-03   0.000       0.000     DI1_164_167_L_0
   2 D  0.2162     -1.3873E-03   3.246       1.081       3.246       13.92          ACTIVE   0.000     -0.2000       0.000
1.000       1.000       1.081       0.000       0.000     DI1_164_167_L_0
   3 D  0.4424     -1.5360E-03   6.643       2.212       6.643       28.49          ACTIVE   0.000     -0.4000       0.000
1.000       1.000       2.212       0.000       0.000     DI1_164_167_L_0
   4 D   3.234     -1.6838E-03   10.25       16.17       10.25       43.96           UL-RL   9238.     -0.6000       0.000
1.000       1.000       16.17       0.000       0.000     DI1_164_167_L_0
   5 D   4.267     -1.8305E-03   14.01       21.34       14.01       49.70           UL-RL   9238.     -0.8000       0.000
1.000       1.000       21.34       0.000       0.000     DI1_164_167_L_0
   6 D   4.120     -1.9755E-03   17.84       20.60       17.84       49.55           UL-RL   9238.      -1.000       0.000
1.000       1.000       20.60       0.000       0.000     DI1_164_167_L_0
   7 D   3.933     -2.1187E-03   21.67       19.66       21.67       49.19           UL-RL   9238.      -1.200       0.000
1.000       1.000       19.66       0.000       0.000     DI1_164_167_L_0
   8 D   3.723     -2.2595E-03   25.73       18.62       25.73       48.72           UL-RL   9238.      -1.400       0.000
1.000       1.000       18.62       0.000       0.000     DI1_164_167_L_0
   9 D   3.505     -2.3976E-03   30.08       17.53       30.08       48.20           UL-RL   9238.      -1.600       0.000
1.000       1.000       17.53       0.000       0.000     DI1_164_167_L_0
  10 D   3.288     -2.5328E-03   34.22       16.44       34.22       47.68           UL-RL   9238.      -1.800       0.000
1.000       1.000       16.44       0.000       0.000     DI1_164_167_L_0
  11 D   3.078     -2.6647E-03   38.20       15.39       38.20       47.19           UL-RL   9238.      -2.000       0.000
1.000       1.000       15.39       0.000       0.000     DI1_164_167_L_0
  12 D   2.879     -2.7929E-03   41.58       14.39       41.58       46.75           UL-RL   9238.      -2.200       0.000
1.000       1.000       14.39       0.000       0.000     DI1_164_167_L_0
  13 D   3.023     -2.9172E-03   45.39       15.12       45.39       46.37          ACTIVE   0.000      -2.400       0.000
1.000       1.000       15.12       0.000       0.000     DI1_164_167_L_0
  14 D   3.272     -3.0372E-03   49.13       16.36       49.13       46.07          ACTIVE   0.000      -2.600       0.000
1.000       1.000       16.36       0.000       0.000     DI1_164_167_L_0
  15 D   3.516     -3.1528E-03   52.79       17.58       52.79       45.84          ACTIVE   0.000      -2.800       0.000
1.000       1.000       17.58       0.000       0.000     DI1_164_167_L_0
  16 D   3.757     -3.2635E-03   56.41       18.78       56.41       45.70          ACTIVE   0.000      -3.000       0.000
1.000       1.000       18.78       0.000       0.000     DI1_164_167_L_0
  17 D   3.994     -3.3692E-03   59.97       19.97       59.97       45.64          ACTIVE   0.000      -3.200       0.000
1.000       1.000       19.97       0.000       0.000     DI1_164_167_L_0
  18 D   4.208     -3.4697E-03   63.19       21.04       63.19       45.68          ACTIVE   0.000      -3.400       0.000
1.000       1.000       21.04       0.000       0.000     DI1_164_167_L_0
  19 D   4.443     -3.5646E-03   66.71       22.21       66.71       45.80          ACTIVE   0.000      -3.600       0.000
1.000       1.000       22.21       0.000       0.000     DI1_164_167_L_0
  20 D   4.675     -3.6537E-03   70.19       23.37       70.19       46.02          ACTIVE   0.000      -3.800       0.000
1.000       1.000       23.37       0.000       0.000     DI1_164_167_L_0
  21 D   4.906     -3.7369E-03   73.66       24.53       73.66       46.32          ACTIVE   0.000      -4.000       0.000
1.000       1.000       24.53       0.000       0.000     DI1_164_167_L_0
  22 D   5.135     -3.8140E-03   77.10       25.67       77.10       46.71          ACTIVE   0.000      -4.200       0.000
1.000       1.000       25.67       0.000       0.000     DI1_164_167_L_0
  23 D   5.346     -3.8847E-03   80.28       26.73       80.28       47.18          ACTIVE   0.000      -4.400       0.000
1.000       1.000       26.73       0.000       0.000     DI1_164_167_L_0
  24 D   5.574     -3.9489E-03   83.70       27.87       83.70       47.74          ACTIVE   0.000      -4.600       0.000
1.000       1.000       27.87       0.000       0.000     DI1_164_167_L_0
```

25 D	5.801	-4.0065E-03	87.10	29.00	87.10	48.38	ACTIVE	0.000	-4.800	0.000
1.000	1.000	29.00	0.000	0.000	DI1_164_167_L_0					
26 D	5.121	-4.0573E-03	90.49	25.61	90.49	52.15	ACTIVE	0.000	-5.000	0.000
1.000	1.000	25.61	0.000	0.000	DI2_165_168_L_0					
27 D	5.321	-4.1013E-03	93.86	26.60	93.86	51.99	ACTIVE	0.000	-5.200	0.000
1.000	1.000	26.60	0.000	0.000	DI2_165_168_L_0					
28 D	5.507	-4.1383E-03	97.03	27.54	97.03	51.99	ACTIVE	0.000	-5.400	0.000
1.000	1.000	27.54	0.000	0.000	DI2_165_168_L_0					
29 D	5.706	-4.1683E-03	100.4	28.53	100.4	52.16	ACTIVE	0.000	-5.600	0.000
1.000	1.000	28.53	0.000	0.000	DI2_165_168_L_0					
30 D	5.904	-4.1912E-03	103.7	29.52	103.7	52.86	ACTIVE	0.000	-5.800	0.000
1.000	1.000	29.52	0.000	0.000	DI2_165_168_L_0					
31 D	6.101	-4.2070E-03	107.1	30.51	107.1	54.34	ACTIVE	0.000	-6.000	0.000
1.000	1.000	30.51	0.000	0.000	DI2_165_168_L_0					
32 D	6.298	-4.2157E-03	110.4	31.49	110.4	55.83	ACTIVE	0.000	-6.200	0.000
1.000	1.000	31.49	0.000	0.000	DI2_165_168_L_0					
33 D	6.495	-4.2173E-03	113.8	32.47	113.8	57.32	ACTIVE	0.000	-6.400	0.000
1.000	1.000	32.47	0.000	0.000	DI2_165_168_L_0					
34 D	6.681	-4.2117E-03	116.9	33.41	116.9	58.81	ACTIVE	0.000	-6.600	0.000
1.000	1.000	33.41	0.000	0.000	DI2_165_168_L_0					
35 D	6.877	-4.1991E-03	120.2	34.39	120.2	60.31	ACTIVE	0.000	-6.800	0.000
1.000	1.000	34.39	0.000	0.000	DI2_165_168_L_0					
36 D	7.073	-4.1795E-03	123.6	35.37	123.6	61.81	ACTIVE	0.000	-7.000	0.000
1.000	1.000	35.37	0.000	0.000	DI2_165_168_L_0					
37 D	7.269	-4.1529E-03	126.9	36.34	126.9	63.31	ACTIVE	0.000	-7.200	0.000
1.000	1.000	36.34	0.000	0.000	DI2_165_168_L_0					
38 D	7.464	-4.1196E-03	130.2	37.32	130.2	64.81	ACTIVE	0.000	-7.400	0.000
1.000	1.000	37.32	0.000	0.000	DI2_165_168_L_0					
39 D	7.650	-4.0797E-03	133.3	38.25	133.3	66.31	ACTIVE	0.000	-7.600	0.000
1.000	1.000	38.25	0.000	0.000	DI2_165_168_L_0					
40 D	7.845	-4.0332E-03	136.7	39.23	136.7	67.82	ACTIVE	0.000	-7.800	0.000
1.000	1.000	39.23	0.000	0.000	DI2_165_168_L_0					
41 D	8.040	-3.9804E-03	140.0	40.20	140.0	69.33	ACTIVE	0.000	-8.000	0.000
1.000	1.000	40.20	0.000	0.000	DI2_165_168_L_0					
42 D	8.235	-3.9215E-03	143.3	41.17	143.3	70.84	ACTIVE	0.000	-8.200	0.000
1.000	1.000	41.17	0.000	0.000	DI2_165_168_L_0					
43 D	8.429	-3.8568E-03	146.5	42.14	146.5	72.35	ACTIVE	0.000	-8.400	0.000
1.000	1.000	42.14	0.000	0.000	DI2_165_168_L_0					
44 D	8.623	-3.7864E-03	149.8	43.12	149.8	73.86	ACTIVE	0.000	-8.600	0.000
1.000	1.000	43.12	0.000	0.000	DI2_165_168_L_0					
45 D	8.810	-3.7108E-03	153.0	44.05	153.0	75.38	ACTIVE	0.000	-8.800	0.000
1.000	1.000	44.05	0.000	0.000	DI2_165_168_L_0					
46 D	9.004	-3.6301E-03	156.3	45.02	156.3	76.90	ACTIVE	0.000	-9.000	0.000
1.000	1.000	45.02	0.000	0.000	DI2_165_168_L_0					
47 D	9.198	-3.5448E-03	159.6	45.99	159.6	78.42	ACTIVE	0.000	-9.200	0.000
1.000	1.000	45.99	0.000	0.000	DI2_165_168_L_0					
48 D	9.391	-3.4552E-03	162.9	46.96	162.9	79.94	ACTIVE	0.000	-9.400	0.000
1.000	1.000	46.96	0.000	0.000	DI2_165_168_L_0					
49 D	9.585	-3.3617E-03	166.1	47.92	166.1	81.46	ACTIVE	0.000	-9.600	0.000
1.000	1.000	47.92	0.000	0.000	DI2_165_168_L_0					
50 D	9.772	-3.2648E-03	169.3	48.86	169.3	82.99	ACTIVE	0.000	-9.800	0.000
1.000	1.000	48.86	0.000	0.000	DI2_165_168_L_0					
51 D	9.965	-3.1647E-03	172.6	49.82	172.6	84.52	ACTIVE	0.000	-10.00	0.000
1.000	1.000	49.82	0.000	0.000	DI2_165_168_L_0					
52 D	10.16	-3.0619E-03	175.9	50.79	175.9	86.05	ACTIVE	0.000	-10.20	0.000
1.000	1.000	50.79	0.000	0.000	DI2_165_168_L_0					
53 D	10.35	-2.9568E-03	179.1	51.76	179.1	87.58	ACTIVE	0.000	-10.40	0.000
1.000	1.000	51.76	0.000	0.000	DI2_165_168_L_0					
54 D	10.54	-2.8496E-03	182.4	52.72	182.4	89.11	ACTIVE	0.000	-10.60	0.000
1.000	1.000	52.72	0.000	0.000	DI2_165_168_L_0					
55 D	10.74	-2.7407E-03	185.7	53.69	185.7	90.64	ACTIVE	0.000	-10.80	0.000
1.000	1.000	53.69	0.000	0.000	DI2_165_168_L_0					
56 D	10.92	-2.6303E-03	188.8	54.62	188.8	92.18	ACTIVE	0.000	-11.00	0.000
1.000	1.000	54.62	0.000	0.000	DI2_165_168_L_0					
57 D	11.12	-2.5187E-03	192.1	55.59	192.1	93.72	ACTIVE	0.000	-11.20	0.000
1.000	1.000	55.59	0.000	0.000	DI2_165_168_L_0					
58 D	11.31	-2.4062E-03	195.4	56.55	195.4	95.25	ACTIVE	0.000	-11.40	0.000
1.000	1.000	56.55	0.000	0.000	DI2_165_168_L_0					
59 D	11.50	-2.2928E-03	198.6	57.51	198.6	96.79	ACTIVE	0.000	-11.60	0.000
1.000	1.000	57.51	0.000	0.000	DI2_165_168_L_0					
60 D	11.70	-2.1789E-03	201.9	58.48	201.9	98.33	ACTIVE	0.000	-11.80	0.000
1.000	1.000	58.48	0.000	0.000	DI2_165_168_L_0					
61 D	11.88	-2.0645E-03	205.1	59.41	205.1	99.88	ACTIVE	0.000	-12.00	0.000
1.000	1.000	59.41	0.000	0.000	DI2_165_168_L_0					

```
  62 D   12.06     -1.9497E-03   208.2       60.32       208.2       101.4          ACTIVE   0.000      -12.20       0.000
1.000       1.000       60.32       0.000       0.000     DI2_165_168_L_0
  63 D   12.25     -1.8347E-03   211.2       61.23       211.2       103.0          ACTIVE   0.000      -12.40       0.000
1.000       1.000       61.23       0.000       0.000     DI2_165_168_L_0
  64 D   12.79     -1.7196E-03   214.3       63.94       214.3       104.5           UL-RL  2.2265E+04  -12.60       0.000
1.000       1.000       63.94       0.000       0.000     DI2_165_168_L_0
  65 D   13.67     -1.6044E-03   217.4       68.34       217.4       106.1           UL-RL  2.2265E+04  -12.80       0.000
1.000       1.000       68.34       0.000       0.000     DI2_165_168_L_0
  66 D   14.55     -1.4891E-03   220.5       72.73       220.5       107.6           UL-RL  2.2265E+04  -13.00       0.000
1.000       1.000       72.73       0.000       0.000     DI2_165_168_L_0
  67 D   15.43     -1.3738E-03   223.6       77.13       223.6       109.2           UL-RL  2.2265E+04  -13.20       0.000
1.000       1.000       77.13       0.000       0.000     DI2_165_168_L_0
  68 D   12.23     -1.2585E-03   226.7       81.53       226.7       110.7           UL-RL  2.2265E+04  -13.40       0.000
1.000       1.000       81.53       0.000       0.000     DI2_165_168_L_0
  69 D   4.186     -1.2008E-03   228.3       83.73       228.3       111.5           UL-RL  2.2265E+04  -13.50       0.000
1.000       1.000       83.73       0.000       0.000     DI2_165_168_L_0
```

```
+-----------------------------------------------------------------------------------------------------------------------+
|                  PARATIEPLUS(TM)   NLS ENGINE RELEASE  2018.0    FULL VERSION  *Build date:Nov 13, 2017*              |
|                                                                                                                       |
|                                   NewProject.BaseDesignSection_28.SISMICASTR_1243                                     |
|                                  Exe Time : 4 September 2018 18:06:13                                                 |
+-----------------------------------------------------------------------------------------------------------------------+
New Project


S T R E S S   R E S U L T S   F O R   G R O U P   N O.   2

0_R                                                                :
ELEMENT TYPE    5 NO.OF ELEMENTS. IN THIS GROUP   69
C U R R E N T   T I M E   I S     4.0000

 HARDENING 2D SOIL ELEMENT

 ****** TOTAL STRESS FORMULATION *****

 EL *   FORCE     DISPL-Y  VERTICAL-P  HORIZON.-P     MAX-V-P     MAX-H-P          STATE   STIFFNESS Z-LEVEL      PORE
E FACTOR    UFACTOR       Peq          Su_a        Su_p     LAYER
 ---------------------------------------------------------------------------------------------------------------------------
-----------------------------------------------------------------------------------------------
   1     0.000         --          --          --          --          --          REMOVED     --        0.000       0.000
1.000       1.000       0.000       0.000       0.000     not available
   2     0.000         --          --          --          --          --          REMOVED     --      -0.2000       0.000
1.000       1.000       0.000       0.000       0.000     not available
   3     0.000         --          --          --          --          --          REMOVED     --      -0.4000       0.000
1.000       1.000       0.000       0.000       0.000     not available
   4     0.000         --          --          --          --          --          REMOVED     --      -0.6000       0.000
1.000       1.000       0.000       0.000       0.000     not available
   5     0.000         --          --          --          --          --          REMOVED     --      -0.8000       0.000
1.000       1.000       0.000       0.000       0.000     not available
   6     0.000         --          --          --          --          --          REMOVED     --       -1.000       0.000
1.000       1.000       0.000       0.000       0.000     not available
   7     0.000         --          --          --          --          --          REMOVED     --       -1.200       0.000
1.000       1.000       0.000       0.000       0.000     not available
   8     0.000         --          --          --          --          --          REMOVED     --       -1.400       0.000
1.000       1.000       0.000       0.000       0.000     not available
   9     0.000         --          --          --          --          --          REMOVED     --       -1.600       0.000
1.000       1.000       0.000       0.000       0.000     not available
  10     0.000         --          --          --          --          --          REMOVED     --       -1.800       0.000
1.000       1.000       0.000       0.000       0.000     not available
  11     0.000         --          --          --          --          --          REMOVED     --       -2.000       0.000
1.000       1.000       0.000       0.000       0.000     not available
  12     0.000         --          --          --          --          --          REMOVED     --       -2.200       0.000
1.000       1.000       0.000       0.000       0.000     not available
  13     0.000         --          --          --          --          --          REMOVED     --       -2.400       0.000
1.000       1.000       0.000       0.000       0.000     not available
  14     0.000         --          --          --          --          --          REMOVED     --       -2.600       0.000
1.000       1.000       0.000       0.000       0.000     not available
  15     0.000         --          --          --          --          --          REMOVED     --       -2.800       0.000
1.000       1.000       0.000       0.000       0.000     not available
  16     0.000         --          --          --          --          --          REMOVED     --       -3.000       0.000
1.000       1.000       0.000       0.000       0.000     not available
  17     0.000         --          --          --          --          --          REMOVED     --       -3.200       0.000
1.000       1.000       0.000       0.000       0.000     not available
  18     0.000         --          --          --          --          --          REMOVED     --       -3.400       0.000
1.000       1.000       0.000       0.000       0.000     not available
  19     0.000         --          --          --          --          --          REMOVED     --       -3.600       0.000
1.000       1.000       0.000       0.000       0.000     not available
  20     0.000         --          --          --          --          --          REMOVED     --       -3.800       0.000
1.000       1.000       0.000       0.000       0.000     not available
  21     0.000         --          --          --          --          --          REMOVED     --       -4.000       0.000
1.000       1.000       0.000       0.000       0.000     not available
  22     0.000         --          --          --          --          --          REMOVED     --       -4.200       0.000
1.000       1.000       0.000       0.000       0.000     not available
  23     0.000         --          --          --          --          --          REMOVED     --       -4.400       0.000
1.000       1.000       0.000       0.000       0.000     not available
  24     0.000         --          --          --          --          --          REMOVED     --       -4.600       0.000
1.000       1.000       0.000       0.000       0.000     not available
```

25	0.000	--	--	--	--	--	REMOVED	--	-4.800	0.000		
1.000	1.000	0.000	0.000	0.000	not available							
26	0.000	--	--	--	--	--	REMOVED	--	-5.000	0.000		
1.000	1.000	0.000	0.000	0.000	not available							
27	0.000	--	--	--	--	--	REMOVED	--	-5.200	0.000		
1.000	1.000	0.000	0.000	0.000	not available							
28	0.000	--	--	--	--	--	REMOVED	--	-5.400	0.000		
1.000	1.000	0.000	0.000	0.000	not available							
29	0.000	--	--	--	--	--	REMOVED	--	-5.600	0.000		
1.000	1.000	0.000	0.000	0.000	not available							
30	0.000	--	--	--	--	--	REMOVED	--	-5.800	0.000		
1.000	1.000	0.000	0.000	0.000	not available							
31	0.000	--	--	--	--	--	REMOVED	--	-6.000	0.000		
1.000	1.000	0.000	0.000	0.000	not available							
32	0.000	--	--	--	--	--	REMOVED	--	-6.200	0.000		
1.000	1.000	0.000	0.000	0.000	not available							
33	0.000	--	--	--	--	--	REMOVED	--	-6.400	0.000		
1.000	1.000	0.000	0.000	0.000	not available							
34	0.000	--	--	--	--	--	REMOVED	--	-6.600	0.000		
1.000	1.000	0.000	0.000	0.000	not available							
35	0.000	--	--	--	--	--	REMOVED	--	-6.800	0.000		
1.000	1.000	0.000	0.000	0.000	not available							
36	0.000	--	--	--	--	--	REMOVED	--	-7.000	0.000		
1.000	1.000	0.000	0.000	0.000	not available							
37	0.000	--	--	--	--	--	REMOVED	--	-7.200	0.000		
1.000	1.000	0.000	0.000	0.000	not available							
38	0.000	--	--	--	--	--	REMOVED	--	-7.400	0.000		
1.000	1.000	0.000	0.000	0.000	not available							
39	0.000	--	--	--	--	--	REMOVED	--	-7.600	0.000		
1.000	1.000	0.000	0.000	0.000	not available							
40	0.000	--	--	--	--	--	REMOVED	--	-7.800	0.000		
1.000	1.000	0.000	0.000	0.000	not available							
41	0.000	--	--	--	--	--	REMOVED	--	-8.000	0.000		
1.000	1.000	0.000	0.000	0.000	not available							
42	0.000	--	--	--	--	--	REMOVED	--	-8.200	0.000		
1.000	1.000	0.000	0.000	0.000	not available							
43	0.000	--	--	--	--	--	REMOVED	--	-8.400	0.000		
1.000	1.000	0.000	0.000	0.000	not available							
44	0.000	--	--	--	--	--	REMOVED	--	-8.600	0.000		
1.000	1.000	0.000	0.000	0.000	not available							
45	0.000	--	--	--	--	--	REMOVED	--	-8.800	0.000		
1.000	1.000	0.000	0.000	0.000	not available							
46	0.000	--	--	--	--	--	REMOVED	--	-9.000	0.000		
1.000	1.000	0.000	0.000	0.000	not available							
47 D	4.211	3.5448E-03	3.200	21.05	147.2	79.01	PASSIVE	0.000	-9.200	0.000		
1.000	1.000	21.05	0.000	0.000	DI2_165_168_L_0							
48 D	7.513	3.4552E-03	6.400	37.57	150.4	80.44	PASSIVE	0.000	-9.400	0.000		
1.000	1.000	37.57	0.000	0.000	DI2_165_168_L_0							
49 D	10.82	3.3617E-03	9.600	54.08	153.6	81.86	PASSIVE	0.000	-9.600	0.000		
1.000	1.000	54.08	0.000	0.000	DI2_165_168_L_0							
50 D	14.12	3.2648E-03	12.80	70.59	156.8	83.28	PASSIVE	0.000	-9.800	0.000		
1.000	1.000	70.59	0.000	0.000	DI2_165_168_L_0							
51 D	17.42	3.1647E-03	16.00	87.10	160.0	87.10	PASSIVE	0.000	-10.00	0.000		
1.000	1.000	87.10	0.000	0.000	DI2_165_168_L_0							
52 D	18.41	3.0619E-03	19.20	92.05	163.2	92.05	V-C	1.2307E+04	-10.20	0.000		
1.000	1.000	92.05	0.000	0.000	DI2_165_168_L_0							
53 D	18.56	2.9568E-03	22.40	92.79	166.4	92.79	V-C	1.2307E+04	-10.40	0.000		
1.000	1.000	92.79	0.000	0.000	DI2_165_168_L_0							
54 D	18.68	2.8496E-03	25.60	93.42	169.6	93.42	V-C	1.2307E+04	-10.60	0.000		
1.000	1.000	93.42	0.000	0.000	DI2_165_168_L_0							
55 D	18.80	2.7407E-03	28.80	93.98	172.8	93.98	V-C	1.2307E+04	-10.80	0.000		
1.000	1.000	93.98	0.000	0.000	DI2_165_168_L_0							
56 D	18.89	2.6303E-03	32.00	94.47	176.0	94.47	V-C	1.2307E+04	-11.00	0.000		
1.000	1.000	94.47	0.000	0.000	DI2_165_168_L_0							
57 D	18.98	2.5187E-03	35.20	94.91	179.2	94.91	V-C	1.2307E+04	-11.20	0.000		
1.000	1.000	94.91	0.000	0.000	DI2_165_168_L_0							
58 D	19.06	2.4062E-03	38.40	95.31	182.4	95.31	V-C	1.2307E+04	-11.40	0.000		
1.000	1.000	95.31	0.000	0.000	DI2_165_168_L_0							
59 D	19.00	2.2928E-03	41.60	94.98	185.6	96.79	UL-RL	1.9691E+04	-11.60	0.000		
1.000	1.000	94.98	0.000	0.000	DI2_165_168_L_0							
60 D	18.92	2.1789E-03	44.80	94.58	188.8	98.33	UL-RL	1.9691E+04	-11.80	0.000		
1.000	1.000	94.58	0.000	0.000	DI2_165_168_L_0							
61 D	18.83	2.0645E-03	48.00	94.14	192.0	99.88	UL-RL	1.9691E+04	-12.00	0.000		
1.000	1.000	94.14	0.000	0.000	DI2_165_168_L_0							

```
  62 D   18.73      1.9497E-03   51.20      93.67      195.2      101.4          UL-RL  1.9691E+04  -12.20       0.000
1.000      1.000       93.67       0.000      0.000     DI2_165_168_L_0
  63 D   18.63      1.8347E-03   54.40      93.16      198.4      103.0          UL-RL  1.9691E+04  -12.40       0.000
1.000      1.000       93.16       0.000      0.000     DI2_165_168_L_0
  64 D   18.53      1.7196E-03   57.60      92.63      201.6      104.5          UL-RL  1.9691E+04  -12.60       0.000
1.000      1.000       92.63       0.000      0.000     DI2_165_168_L_0
  65 D   18.41      1.6044E-03   60.80      92.07      204.8      106.1          UL-RL  1.9691E+04  -12.80       0.000
1.000      1.000       92.07       0.000      0.000     DI2_165_168_L_0
  66 D   18.30      1.4891E-03   64.00      91.50      208.0      107.6          UL-RL  1.9691E+04  -13.00       0.000
1.000      1.000       91.50       0.000      0.000     DI2_165_168_L_0
  67 D   18.18      1.3738E-03   67.20      90.91      211.2      109.2          UL-RL  1.9691E+04  -13.20       0.000
1.000      1.000       90.91       0.000      0.000     DI2_165_168_L_0
  68 D   13.55      1.2585E-03   70.40      90.31      214.4      110.7          UL-RL  1.9691E+04  -13.40       0.000
1.000      1.000       90.31       0.000      0.000     DI2_165_168_L_0
  69 D   4.500      1.2008E-03   72.00      90.00      216.0      111.5          UL-RL  1.9691E+04  -13.50       0.000
1.000      1.000       90.00       0.000      0.000     DI2_165_168_L_0
```

```
+-----------------------------------------------------------------------------------------------------------------------+
|                  PARATIEPLUS(TM)   NLS ENGINE RELEASE  2018.0    FULL VERSION  *Build date:Nov 13, 2017*              |
|                                                                                                                       |
|                                   NewProject.BaseDesignSection_28.SISMICASTR_1243                                     |
|                                  Exe Time : 4 September 2018 18:06:13                                                 |
+-----------------------------------------------------------------------------------------------------------------------+
New Project


S T R E S S   R E S U L T S   F O R   G R O U P   N O.   3

WallElement_33                                                :
ELEMENT TYPE    2 NO.OF ELEMENTS. IN THIS GROUP   68
C U R R E N T   T I M E   I S     4.0000

 WALL2D ELEMENT

   EL      TA          TB          MA          MB
-----------------------------------------------------
    1 -123.03      123.03     7.19360E-11 -24.606
    2 -122.81      122.81      24.606     -49.168
    3 -122.37      122.37      49.168     -73.642
    4 -119.14      119.14      73.642     -97.469
    5 -114.87      114.87      97.469     -120.44
    6 -110.75      110.75      120.44     -142.59
    7 -106.82      106.82      142.59     -163.96
    8 -103.09      103.09      163.96     -184.57
    9 -99.587      99.587      184.57     -204.49
   10 -96.299      96.299      204.49     -223.75
   11 -93.221      93.221      223.75     -242.40
   12 -90.343      90.343      242.40     -260.46
   13 -87.319      87.319      260.46     -277.93
   14 -84.048      84.048      277.93     -294.74
   15 -80.532      80.532      294.74     -310.84
   16 -76.775      76.775      310.84     -326.20
   17 -72.781      72.781      326.20     -340.75
   18 -68.572      68.572      340.75     -354.47
   19 -64.130      64.130      354.47     -367.29
   20 -59.455      59.455      367.29     -379.19
   21 -54.549      54.549      379.19     -390.10
   22 -49.414      49.414      390.10     -399.98
   23 -44.068      44.068      399.98     -408.79
   24 -38.494      38.494      408.79     -416.49
   25 -32.693      32.693      416.49     -423.03
   26 -27.571      27.571      423.03     -428.54
   27 -22.251      22.251      428.54     -432.99
   28 -16.743      16.743      432.99     -436.34
   29 -11.037      11.037      436.34     -438.55
   30 -5.1336      5.1336      438.55     -439.58
   31 0.96753    -0.96753      439.58     -439.38
   32  7.2657     -7.2657      439.38     -437.93
   33  13.760     -13.760      437.93     -435.18
   34  20.441     -20.441      435.18     -431.09
   35  27.319     -27.319      431.09     -425.63
   36  34.392     -34.392      425.63     -418.75
   37  41.660     -41.660      418.75     -410.42
   38  49.124     -49.124      410.42     -400.59
   39  56.775     -56.775      400.59     -389.24
   40  64.620     -64.620      389.24     -376.31
   41  72.660     -72.660      376.31     -361.78
   42  80.895     -80.895      361.78     -345.60
   43  89.324     -89.324      345.60     -327.74
   44  97.947     -97.947      327.74     -308.15
   45  106.76     -106.76      308.15     -286.80
   46  115.76     -115.76      286.80     -263.64
   47  120.75     -120.75      263.64     -239.49
   48  122.62     -122.62      239.49     -214.97
   49  121.39     -121.39      214.97     -190.69
   50  117.05     -117.05      190.69     -167.28
   51  109.59     -109.59      167.28     -145.36
   52  101.34     -101.34      145.36     -125.09
```

53	93.133	-93.133	125.09	-106.47
54	84.993	-84.993	106.47	-89.469
55	76.934	-76.934	89.469	-74.083
56	68.964	-68.964	74.083	-60.290
57	61.100	-61.100	60.290	-48.070
58	53.343	-53.343	48.070	-37.401
59	45.848	-45.848	37.401	-28.231
60	38.627	-38.627	28.231	-20.506
61	31.681	-31.681	20.506	-14.170
62	25.012	-25.012	14.170	-9.1675
63	18.627	-18.627	9.1675	-5.4421
64	12.890	-12.890	5.4421	-2.8641
65	8.1428	-8.1428	2.8641	-1.2355
66	4.3889	-4.3889	1.2355	-0.35775
67	1.6318	-1.6318	0.35775	-3.14005E-02
68	0.31397	-0.31397	3.14005E-02	9.80160E-12

```
+-------------------------------------------------------------------------------------------------------------------------------+
|                   PARATIEPLUS(TM)   NLS ENGINE RELEASE  2018.0    FULL VERSION  *Build date:Nov 13, 2017*                    |
|                                                                                                                               |
|                                    NewProject.BaseDesignSection_28.SISMICASTR_1243                                            |
|                                   Exe Time : 4 September 2018 18:06:13                                                        |
+-------------------------------------------------------------------------------------------------------------------------------+
New Project


S T R E S S    R E S U L T S    F O R    G R O U P    N O.    4

Tieback_175                                                  :
ELEMENT TYPE    6 NO.OF ELEMENTS. IN THIS GROUP    1
C U R R E N T    T I M E    I S      4.0000

 POST-TENSION 2D-BOUNDARY ELEMENT

         EL    FORCE          d0          EDISPL     pl. eps          K     -ve limit   +ve limit
-----------------------------------------------------------------------------------------------------------
 ANCHOR    1   142.06     -1.49175E-03  9.49412E-04   0.0000       1458.7       0.0000       0.0000     ELASTIC  ORIGINAL
YOUNG MODULUS

 ITER     0 RNORM = 0.000     RMNORM= 0.000
             RINORM=0.8004E+06 RIMNOR=0.1116E+08
             RENORM= 20.62     REMNOR=0.4181E-18 RATIO =0.5075E-02 TOLER =0.1000E-03  NOT CONVERGED
             RFMAX = 123.0     RMMAX = 439.6
             RTSMAL=0.1000E-02 RMSMAL=0.1000E-02
             RDT   =0.8004E+06 RDR   =0.1116E+08
             RATIOT=0.5075E-02 RATIOR= 0.000
             MAX UN=0.4160E-08 IEQ=    79 NODE     40 DOF   1  Y-DISPL.F
             MIN UN=-1.890     IEQ=    93 NODE     47 DOF   1  Y-DISPL.F
             NO. OF CONTACT CONSTRAINT VIOLATIONS     0


 ITER     2 RNORM = 0.000     RMNORM= 0.000
             RINORM=0.8004E+06 RIMNOR=0.1116E+08
             RENORM=0.4624E-02 REMNOR=0.5307E-18 RATIO =0.7600E-04 TOLER =0.1000E-03      CONVERGED !
             RFMAX = 123.0     RMMAX = 439.6
             RTSMAL=0.1000E-02 RMSMAL=0.1000E-02
             RDT   =0.8004E+06 RDR   =0.1116E+08
             RATIOT=0.7600E-04 RATIOR= 0.000
             MAX UN=0.5255E-02 IEQ=    35 NODE     18 DOF   1  Y-DISPL.F
             MIN UN=-.6779E-01 IEQ=    87 NODE     44 DOF   1  Y-DISPL.F
             NO. OF CONTACT CONSTRAINT VIOLATIONS     0
```

```
+-------------------------------------------------------------------------------------------------------------------------+
|                   PARATIEPLUS(TM)   NLS ENGINE RELEASE  2018.0    FULL VERSION  *Build date:Nov 13, 2017*              |
|                                                                                                                         |
|                                    NewProject.BaseDesignSection_28.SISMICASTR_1243                                      |
|                                   Exe Time : 4 September 2018 18:06:13                                                  |
+-------------------------------------------------------------------------------------------------------------------------+
New Project
SOLUTION REACHED USING     2 ITERATIONS ON   40

P R I N T   O U T   F O R   T I M E   S T E P    5     ( AT TIME   5.000     )

PRINT OUT OF ACTIVE COMPONENTS (FIXED NODES ARE NOT PRINTED OUT)

          Y-DISPL.F        X-ROT. F
            (02)             (04)           (
    1   1.2784867E-03   7.3471287E-04
    2   1.4253627E-03   7.3371412E-04
    3   1.5718393E-03   7.3071963E-04
    4   1.7175179E-03   7.2573475E-04
    5   1.8620025E-03   7.1878879E-04
    6   2.0049066E-03   7.0994167E-04
    7   2.1458569E-03   6.9926053E-04
    8   2.2844929E-03   6.8680988E-04
    9   2.4204669E-03   6.7265106E-04
   10   2.5534433E-03   6.5684201E-04
   11   2.6830974E-03   6.3943722E-04
   12   2.8091152E-03   6.2048774E-04
   13   2.9311927E-03   6.0004140E-04
   14   3.0490351E-03   5.7814584E-04
   15   3.1623578E-03   5.5485217E-04
   16   3.2708865E-03   5.3021545E-04
   17   3.3743589E-03   5.0429457E-04
   18   3.4725234E-03   4.7715270E-04
   19   3.5651430E-03   4.4885622E-04
   20   3.6519936E-03   4.1947530E-04
   21   3.7328653E-03   3.8908409E-04
   22   3.8075646E-03   3.5776012E-04
   23   3.8759127E-03   3.2558519E-04
   24   3.9377477E-03   2.9264457E-04
   25   3.9929254E-03   2.5902719E-04
   26   4.0413196E-03   2.2482572E-04
   27   4.0828225E-03   1.9012977E-04
   28   4.1173440E-03   1.5502497E-04
   29   4.1448112E-03   1.1960078E-04
   30   4.1651692E-03   8.3949823E-05
   31   4.1783824E-03   4.8168093E-05
   32   4.1844344E-03   1.2355173E-05
   33   4.1833292E-03  -2.3386508E-05
   34   4.1750916E-03  -5.8950600E-05
   35   4.1597681E-03  -9.4227628E-05
   36   4.1374272E-03  -1.2910482E-04
   37   4.1081607E-03  -1.6346586E-04
   38   4.0720834E-03  -1.9719157E-04
   39   4.0293346E-03  -2.3015888E-04
   40   3.9800788E-03  -2.6224160E-04
   41   3.9245056E-03  -2.9331024E-04
   42   3.8628312E-03  -3.2323195E-04
   43   3.7952984E-03  -3.5187052E-04
   44   3.7221778E-03  -3.7908636E-04
   45   3.6437686E-03  -4.0473590E-04
   46   3.5603979E-03  -4.2867457E-04
   47   3.4724224E-03  -4.5075921E-04
   48   3.3802245E-03  -4.7088890E-04
   49   3.2841997E-03  -4.8902628E-04
   50   3.1847468E-03  -5.0517976E-04
   51   3.0822568E-03  -5.1940555E-04
   52   2.9771036E-03  -5.3180557E-04
   53   2.8696505E-03  -5.4250830E-04
   54   2.7602097E-03  -5.5165055E-04
   55   2.6490854E-03  -5.5936590E-04
   56   2.5365496E-03  -5.6578707E-04
```

57	2.4228481E-03	-5.7104507E-04
58	2.3082005E-03	-5.7526909E-04
59	2.1928009E-03	-5.7858624E-04
60	2.0768182E-03	-5.8112049E-04
61	1.9603970E-03	-5.8299113E-04
62	1.8436584E-03	-5.8431241E-04
63	1.7267014E-03	-5.8519352E-04
64	1.6096034E-03	-5.8573860E-04
65	1.4924219E-03	-5.8604374E-04
66	1.3751964E-03	-5.8619127E-04
67	1.2579515E-03	-5.8624697E-04
68	1.1407004E-03	-5.8626005E-04
69	1.0820685E-03	-5.8626055E-04

```
+-------------------------------------------------------------------------------------------------------------------------------+
|                   PARATIEPLUS(TM)   NLS ENGINE RELEASE  2018.0    FULL VERSION  *Build date:Nov 13, 2017*                    |
|                                                                                                                               |
|                                    NewProject.BaseDesignSection_28.SISMICASTR_1243                                            |
|                                   Exe Time : 4 September 2018 18:06:13                                                        |
+-------------------------------------------------------------------------------------------------------------------------------+
New Project


S T R E S S   R E S U L T S   F O R   G R O U P   N O.   1

0_L                                                              :
ELEMENT TYPE    5 NO.OF ELEMENTS. IN THIS GROUP   69
C U R R E N T   T I M E   I S      5.0000

 HARDENING 2D SOIL ELEMENT

 ****** TOTAL STRESS FORMULATION *****

  EL *   FORCE     DISPL-Y  VERTICAL-P  HORIZON.-P     MAX-V-P     MAX-H-P           STATE   STIFFNESS Z-LEVEL      PORE
E FACTOR    UFACTOR       Peq           Su_a         Su_p     LAYER
 ------------------------------------------------------------------------------------------------------------------------------
-------------------------------------------------------------------------------------------
   1 D  3.6238E-04 -1.2785E-03  1.0882E-02  3.6238E-03  1.0882E-02  0.7420          ACTIVE   0.000       0.000       0.000
1.000       1.000      3.6238E-03   0.000       0.000     DI1_164_167_L_0
   2 D  0.2162     -1.4254E-03   3.246       1.081       3.246       13.92          ACTIVE   0.000     -0.2000       0.000
1.000       1.000       1.081       0.000       0.000     DI1_164_167_L_0
   3 D  0.4424     -1.5718E-03   6.643       2.212       6.643       28.49          ACTIVE   0.000     -0.4000       0.000
1.000       1.000       2.212       0.000       0.000     DI1_164_167_L_0
   4 D   3.172     -1.7175E-03   10.25       15.86       10.25       43.96           UL-RL   9238.     -0.6000       0.000
1.000       1.000       15.86       0.000       0.000     DI1_164_167_L_0
   5 D   4.209     -1.8620E-03   14.01       21.05       14.01       49.70           UL-RL   9238.     -0.8000       0.000
1.000       1.000       21.05       0.000       0.000     DI1_164_167_L_0
   6 D   4.066     -2.0049E-03   17.84       20.33       17.84       49.55           UL-RL   9238.      -1.000       0.000
1.000       1.000       20.33       0.000       0.000     DI1_164_167_L_0
   7 D   3.882     -2.1459E-03   21.67       19.41       21.67       49.19           UL-RL   9238.      -1.200       0.000
1.000       1.000       19.41       0.000       0.000     DI1_164_167_L_0
   8 D   3.677     -2.2845E-03   25.73       18.38       25.73       48.72           UL-RL   9238.      -1.400       0.000
1.000       1.000       18.38       0.000       0.000     DI1_164_167_L_0
   9 D   3.463     -2.4205E-03   30.08       17.31       30.08       48.20           UL-RL   9238.      -1.600       0.000
1.000       1.000       17.31       0.000       0.000     DI1_164_167_L_0
  10 D   3.250     -2.5534E-03   34.22       16.25       34.22       47.68           UL-RL   9238.      -1.800       0.000
1.000       1.000       16.25       0.000       0.000     DI1_164_167_L_0
  11 D   3.044     -2.6831E-03   38.20       15.22       38.20       47.19           UL-RL   9238.      -2.000       0.000
1.000       1.000       15.22       0.000       0.000     DI1_164_167_L_0
  12 D   2.849     -2.8091E-03   41.58       14.24       41.58       46.75           UL-RL   9238.      -2.200       0.000
1.000       1.000       14.24       0.000       0.000     DI1_164_167_L_0
  13 D   3.023     -2.9312E-03   45.39       15.12       45.39       46.37          ACTIVE   0.000      -2.400       0.000
1.000       1.000       15.12       0.000       0.000     DI1_164_167_L_0
  14 D   3.272     -3.0490E-03   49.13       16.36       49.13       46.07          ACTIVE   0.000      -2.600       0.000
1.000       1.000       16.36       0.000       0.000     DI1_164_167_L_0
  15 D   3.516     -3.1624E-03   52.79       17.58       52.79       45.84          ACTIVE   0.000      -2.800       0.000
1.000       1.000       17.58       0.000       0.000     DI1_164_167_L_0
  16 D   3.757     -3.2709E-03   56.41       18.78       56.41       45.70          ACTIVE   0.000      -3.000       0.000
1.000       1.000       18.78       0.000       0.000     DI1_164_167_L_0
  17 D   3.994     -3.3744E-03   59.97       19.97       59.97       45.64          ACTIVE   0.000      -3.200       0.000
1.000       1.000       19.97       0.000       0.000     DI1_164_167_L_0
  18 D   4.208     -3.4725E-03   63.19       21.04       63.19       45.68          ACTIVE   0.000      -3.400       0.000
1.000       1.000       21.04       0.000       0.000     DI1_164_167_L_0
  19 D   4.443     -3.5651E-03   66.71       22.21       66.71       45.80          ACTIVE   0.000      -3.600       0.000
1.000       1.000       22.21       0.000       0.000     DI1_164_167_L_0
  20 D   4.678     -3.6520E-03   70.19       23.39       70.19       46.02           UL-RL   9238.      -3.800       0.000
1.000       1.000       23.39       0.000       0.000     DI1_164_167_L_0
  21 D   4.913     -3.7329E-03   73.66       24.57       73.66       46.32           UL-RL   9238.      -4.000       0.000
1.000       1.000       24.57       0.000       0.000     DI1_164_167_L_0
  22 D   5.147     -3.8076E-03   77.10       25.73       77.10       46.71           UL-RL   9238.      -4.200       0.000
1.000       1.000       25.73       0.000       0.000     DI1_164_167_L_0
  23 D   5.363     -3.8759E-03   80.28       26.81       80.28       47.18           UL-RL   9238.      -4.400       0.000
1.000       1.000       26.81       0.000       0.000     DI1_164_167_L_0
  24 D   5.595     -3.9377E-03   83.70       27.97       83.70       47.74           UL-RL   9238.      -4.600       0.000
1.000       1.000       27.97       0.000       0.000     DI1_164_167_L_0
```

```
  25 D   5.826     -3.9929E-03   87.10       29.13       87.10       48.38          UL-RL   9238.      -4.800       0.000
1.000       1.000       29.13       0.000       0.000     DI1_164_167_L_0
  26 D   5.193     -4.0413E-03   90.49       25.96       90.49       52.15          UL-RL  2.2265E+04  -5.000       0.000
1.000       1.000       25.96       0.000       0.000     DI2_165_168_L_0
  27 D   5.403     -4.0828E-03   93.86       27.02       93.86       51.99          UL-RL  2.2265E+04  -5.200       0.000
1.000       1.000       27.02       0.000       0.000     DI2_165_168_L_0
  28 D   5.601     -4.1173E-03   97.03       28.00       97.03       51.99          UL-RL  2.2265E+04  -5.400       0.000
1.000       1.000       28.00       0.000       0.000     DI2_165_168_L_0
  29 D   5.811     -4.1448E-03   100.4       29.05       100.4       52.16          UL-RL  2.2265E+04  -5.600       0.000
1.000       1.000       29.05       0.000       0.000     DI2_165_168_L_0
  30 D   6.020     -4.1652E-03   103.7       30.10       103.7       52.86          UL-RL  2.2265E+04  -5.800       0.000
1.000       1.000       30.10       0.000       0.000     DI2_165_168_L_0
  31 D   6.229     -4.1784E-03   107.1       31.14       107.1       54.34          UL-RL  2.2265E+04  -6.000       0.000
1.000       1.000       31.14       0.000       0.000     DI2_165_168_L_0
  32 D   6.437     -4.1844E-03   110.4       32.19       110.4       55.83          UL-RL  2.2265E+04  -6.200       0.000
1.000       1.000       32.19       0.000       0.000     DI2_165_168_L_0
  33 D   6.646     -4.1833E-03   113.8       33.23       113.8       57.32          UL-RL  2.2265E+04  -6.400       0.000
1.000       1.000       33.23       0.000       0.000     DI2_165_168_L_0
  34 D   6.844     -4.1751E-03   116.9       34.22       116.9       58.81          UL-RL  2.2265E+04  -6.600       0.000
1.000       1.000       34.22       0.000       0.000     DI2_165_168_L_0
  35 D   7.052     -4.1598E-03   120.2       35.26       120.2       60.31          UL-RL  2.2265E+04  -6.800       0.000
1.000       1.000       35.26       0.000       0.000     DI2_165_168_L_0
  36 D   7.260     -4.1374E-03   123.6       36.30       123.6       61.81          UL-RL  2.2265E+04  -7.000       0.000
1.000       1.000       36.30       0.000       0.000     DI2_165_168_L_0
  37 D   7.468     -4.1082E-03   126.9       37.34       126.9       63.31          UL-RL  2.2265E+04  -7.200       0.000
1.000       1.000       37.34       0.000       0.000     DI2_165_168_L_0
  38 D   7.676     -4.0721E-03   130.2       38.38       130.2       64.81          UL-RL  2.2265E+04  -7.400       0.000
1.000       1.000       38.38       0.000       0.000     DI2_165_168_L_0
  39 D   7.875     -4.0293E-03   133.3       39.37       133.3       66.31          UL-RL  2.2265E+04  -7.600       0.000
1.000       1.000       39.37       0.000       0.000     DI2_165_168_L_0
  40 D   8.082     -3.9801E-03   136.7       40.41       136.7       67.82          UL-RL  2.2265E+04  -7.800       0.000
1.000       1.000       40.41       0.000       0.000     DI2_165_168_L_0
  41 D   8.289     -3.9245E-03   140.0       41.45       140.0       69.33          UL-RL  2.2265E+04  -8.000       0.000
1.000       1.000       41.45       0.000       0.000     DI2_165_168_L_0
  42 D   8.496     -3.8628E-03   143.3       42.48       143.3       70.84          UL-RL  2.2265E+04  -8.200       0.000
1.000       1.000       42.48       0.000       0.000     DI2_165_168_L_0
  43 D   8.703     -3.7953E-03   146.5       43.51       146.5       72.35          UL-RL  2.2265E+04  -8.400       0.000
1.000       1.000       43.51       0.000       0.000     DI2_165_168_L_0
  44 D   8.909     -3.7222E-03   149.8       44.55       149.8       73.86          UL-RL  2.2265E+04  -8.600       0.000
1.000       1.000       44.55       0.000       0.000     DI2_165_168_L_0
  45 D   9.108     -3.6438E-03   153.0       45.54       153.0       75.38          UL-RL  2.2265E+04  -8.800       0.000
1.000       1.000       45.54       0.000       0.000     DI2_165_168_L_0
  46 D   9.314     -3.5604E-03   156.3       46.57       156.3       76.90          UL-RL  2.2265E+04  -9.000       0.000
1.000       1.000       46.57       0.000       0.000     DI2_165_168_L_0
  47 D   9.520     -3.4724E-03   159.6       47.60       159.6       78.42          UL-RL  2.2265E+04  -9.200       0.000
1.000       1.000       47.60       0.000       0.000     DI2_165_168_L_0
  48 D   9.725     -3.3802E-03   162.9       48.63       162.9       79.94          UL-RL  2.2265E+04  -9.400       0.000
1.000       1.000       48.63       0.000       0.000     DI2_165_168_L_0
  49 D   9.930     -3.2842E-03   166.1       49.65       166.1       81.46          UL-RL  2.2265E+04  -9.600       0.000
1.000       1.000       49.65       0.000       0.000     DI2_165_168_L_0
  50 D   10.13     -3.1847E-03   169.3       50.64       169.3       82.99          UL-RL  2.2265E+04  -9.800       0.000
1.000       1.000       50.64       0.000       0.000     DI2_165_168_L_0
  51 D   10.33     -3.0823E-03   172.6       51.66       172.6       84.52          UL-RL  2.2265E+04  -10.00       0.000
1.000       1.000       51.66       0.000       0.000     DI2_165_168_L_0
  52 D   10.54     -2.9771E-03   175.9       52.68       175.9       86.05          UL-RL  2.2265E+04  -10.20       0.000
1.000       1.000       52.68       0.000       0.000     DI2_165_168_L_0
  53 D   10.74     -2.8697E-03   179.1       53.70       179.1       87.58          UL-RL  2.2265E+04  -10.40       0.000
1.000       1.000       53.70       0.000       0.000     DI2_165_168_L_0
  54 D   10.94     -2.7602E-03   182.4       54.71       182.4       89.11          UL-RL  2.2265E+04  -10.60       0.000
1.000       1.000       54.71       0.000       0.000     DI2_165_168_L_0
  55 D   11.15     -2.6491E-03   185.7       55.73       185.7       90.64          UL-RL  2.2265E+04  -10.80       0.000
1.000       1.000       55.73       0.000       0.000     DI2_165_168_L_0
  56 D   11.34     -2.5365E-03   188.8       56.71       188.8       92.18          UL-RL  2.2265E+04  -11.00       0.000
1.000       1.000       56.71       0.000       0.000     DI2_165_168_L_0
  57 D   11.54     -2.4228E-03   192.1       57.72       192.1       93.72          UL-RL  2.2265E+04  -11.20       0.000
1.000       1.000       57.72       0.000       0.000     DI2_165_168_L_0
  58 D   11.75     -2.3082E-03   195.4       58.73       195.4       95.25          UL-RL  2.2265E+04  -11.40       0.000
1.000       1.000       58.73       0.000       0.000     DI2_165_168_L_0
  59 D   11.95     -2.1928E-03   198.6       59.74       198.6       96.79          UL-RL  2.2265E+04  -11.60       0.000
1.000       1.000       59.74       0.000       0.000     DI2_165_168_L_0
  60 D   12.15     -2.0768E-03   201.9       60.75       201.9       98.33          UL-RL  2.2265E+04  -11.80       0.000
1.000       1.000       60.75       0.000       0.000     DI2_165_168_L_0
  61 D   12.35     -1.9604E-03   205.1       61.73       205.1       99.88          UL-RL  2.2265E+04  -12.00       0.000
1.000       1.000       61.73       0.000       0.000     DI2_165_168_L_0
```

```
  62 D   12.54     -1.8437E-03   208.2       62.68       208.2       101.4          UL-RL  2.2265E+04  -12.20       0.000
1.000       1.000       62.68       0.000       0.000     DI2_165_168_L_0
  63 D   12.73     -1.7267E-03   211.2       63.64       211.2       103.0          UL-RL  2.2265E+04  -12.40       0.000
1.000       1.000       63.64       0.000       0.000     DI2_165_168_L_0
  64 D   13.28     -1.6096E-03   214.3       66.39       214.3       104.5          UL-RL  2.2265E+04  -12.60       0.000
1.000       1.000       66.39       0.000       0.000     DI2_165_168_L_0
  65 D   14.17     -1.4924E-03   217.4       70.83       217.4       106.1          UL-RL  2.2265E+04  -12.80       0.000
1.000       1.000       70.83       0.000       0.000     DI2_165_168_L_0
  66 D   15.05     -1.3752E-03   220.5       75.27       220.5       107.6          UL-RL  2.2265E+04  -13.00       0.000
1.000       1.000       75.27       0.000       0.000     DI2_165_168_L_0
  67 D   15.94     -1.2580E-03   223.6       79.71       223.6       109.2          UL-RL  2.2265E+04  -13.20       0.000
1.000       1.000       79.71       0.000       0.000     DI2_165_168_L_0
  68 D   12.62     -1.1407E-03   226.7       84.15       226.7       110.7          UL-RL  2.2265E+04  -13.40       0.000
1.000       1.000       84.15       0.000       0.000     DI2_165_168_L_0
  69 D   4.318     -1.0821E-03   228.3       86.37       228.3       111.5          UL-RL  2.2265E+04  -13.50       0.000
1.000       1.000       86.37       0.000       0.000     DI2_165_168_L_0
```

```
+-----------------------------------------------------------------------------------------------------------------------+
|                  PARATIEPLUS(TM)   NLS ENGINE RELEASE  2018.0    FULL VERSION  *Build date:Nov 13, 2017*              |
|                                                                                                                       |
|                                   NewProject.BaseDesignSection_28.SISMICASTR_1243                                     |
|                                  Exe Time : 4 September 2018 18:06:13                                                 |
+-----------------------------------------------------------------------------------------------------------------------+
New Project


S T R E S S   R E S U L T S   F O R   G R O U P   N O.   2

0_R                                                                  :
ELEMENT TYPE    5 NO.OF ELEMENTS. IN THIS GROUP   69
C U R R E N T   T I M E   I S     5.0000

 HARDENING 2D SOIL ELEMENT

 ****** TOTAL STRESS FORMULATION *****

 EL *   FORCE     DISPL-Y  VERTICAL-P  HORIZON.-P     MAX-V-P     MAX-H-P          STATE   STIFFNESS Z-LEVEL      PORE
E FACTOR    UFACTOR       Peq          Su_a        Su_p     LAYER
 ---------------------------------------------------------------------------------------------------------------------------
-----------------------------------------------------------------------------------------------
   1     0.000         --          --          --          --          --          REMOVED     --        0.000       0.000
1.000       1.000       0.000       0.000       0.000     not available
   2     0.000         --          --          --          --          --          REMOVED     --      -0.2000       0.000
1.000       1.000       0.000       0.000       0.000     not available
   3     0.000         --          --          --          --          --          REMOVED     --      -0.4000       0.000
1.000       1.000       0.000       0.000       0.000     not available
   4     0.000         --          --          --          --          --          REMOVED     --      -0.6000       0.000
1.000       1.000       0.000       0.000       0.000     not available
   5     0.000         --          --          --          --          --          REMOVED     --      -0.8000       0.000
1.000       1.000       0.000       0.000       0.000     not available
   6     0.000         --          --          --          --          --          REMOVED     --       -1.000       0.000
1.000       1.000       0.000       0.000       0.000     not available
   7     0.000         --          --          --          --          --          REMOVED     --       -1.200       0.000
1.000       1.000       0.000       0.000       0.000     not available
   8     0.000         --          --          --          --          --          REMOVED     --       -1.400       0.000
1.000       1.000       0.000       0.000       0.000     not available
   9     0.000         --          --          --          --          --          REMOVED     --       -1.600       0.000
1.000       1.000       0.000       0.000       0.000     not available
  10     0.000         --          --          --          --          --          REMOVED     --       -1.800       0.000
1.000       1.000       0.000       0.000       0.000     not available
  11     0.000         --          --          --          --          --          REMOVED     --       -2.000       0.000
1.000       1.000       0.000       0.000       0.000     not available
  12     0.000         --          --          --          --          --          REMOVED     --       -2.200       0.000
1.000       1.000       0.000       0.000       0.000     not available
  13     0.000         --          --          --          --          --          REMOVED     --       -2.400       0.000
1.000       1.000       0.000       0.000       0.000     not available
  14     0.000         --          --          --          --          --          REMOVED     --       -2.600       0.000
1.000       1.000       0.000       0.000       0.000     not available
  15     0.000         --          --          --          --          --          REMOVED     --       -2.800       0.000
1.000       1.000       0.000       0.000       0.000     not available
  16     0.000         --          --          --          --          --          REMOVED     --       -3.000       0.000
1.000       1.000       0.000       0.000       0.000     not available
  17     0.000         --          --          --          --          --          REMOVED     --       -3.200       0.000
1.000       1.000       0.000       0.000       0.000     not available
  18     0.000         --          --          --          --          --          REMOVED     --       -3.400       0.000
1.000       1.000       0.000       0.000       0.000     not available
  19     0.000         --          --          --          --          --          REMOVED     --       -3.600       0.000
1.000       1.000       0.000       0.000       0.000     not available
  20     0.000         --          --          --          --          --          REMOVED     --       -3.800       0.000
1.000       1.000       0.000       0.000       0.000     not available
  21     0.000         --          --          --          --          --          REMOVED     --       -4.000       0.000
1.000       1.000       0.000       0.000       0.000     not available
  22     0.000         --          --          --          --          --          REMOVED     --       -4.200       0.000
1.000       1.000       0.000       0.000       0.000     not available
  23     0.000         --          --          --          --          --          REMOVED     --       -4.400       0.000
1.000       1.000       0.000       0.000       0.000     not available
  24     0.000         --          --          --          --          --          REMOVED     --       -4.600       0.000
1.000       1.000       0.000       0.000       0.000     not available
```

25	0.000	--	--	--	--	--	REMOVED	--	-4.800	0.000		
1.000	1.000	0.000	0.000	0.000	not available							
26	0.000	--	--	--	--	--	REMOVED	--	-5.000	0.000		
1.000	1.000	0.000	0.000	0.000	not available							
27	0.000	--	--	--	--	--	REMOVED	--	-5.200	0.000		
1.000	1.000	0.000	0.000	0.000	not available							
28	0.000	--	--	--	--	--	REMOVED	--	-5.400	0.000		
1.000	1.000	0.000	0.000	0.000	not available							
29	0.000	--	--	--	--	--	REMOVED	--	-5.600	0.000		
1.000	1.000	0.000	0.000	0.000	not available							
30	0.000	--	--	--	--	--	REMOVED	--	-5.800	0.000		
1.000	1.000	0.000	0.000	0.000	not available							
31	0.000	--	--	--	--	--	REMOVED	--	-6.000	0.000		
1.000	1.000	0.000	0.000	0.000	not available							
32	0.000	--	--	--	--	--	REMOVED	--	-6.200	0.000		
1.000	1.000	0.000	0.000	0.000	not available							
33	0.000	--	--	--	--	--	REMOVED	--	-6.400	0.000		
1.000	1.000	0.000	0.000	0.000	not available							
34	0.000	--	--	--	--	--	REMOVED	--	-6.600	0.000		
1.000	1.000	0.000	0.000	0.000	not available							
35	0.000	--	--	--	--	--	REMOVED	--	-6.800	0.000		
1.000	1.000	0.000	0.000	0.000	not available							
36	0.000	--	--	--	--	--	REMOVED	--	-7.000	0.000		
1.000	1.000	0.000	0.000	0.000	not available							
37	0.000	--	--	--	--	--	REMOVED	--	-7.200	0.000		
1.000	1.000	0.000	0.000	0.000	not available							
38	0.000	--	--	--	--	--	REMOVED	--	-7.400	0.000		
1.000	1.000	0.000	0.000	0.000	not available							
39	0.000	--	--	--	--	--	REMOVED	--	-7.600	0.000		
1.000	1.000	0.000	0.000	0.000	not available							
40	0.000	--	--	--	--	--	REMOVED	--	-7.800	0.000		
1.000	1.000	0.000	0.000	0.000	not available							
41	0.000	--	--	--	--	--	REMOVED	--	-8.000	0.000		
1.000	1.000	0.000	0.000	0.000	not available							
42	0.000	--	--	--	--	--	REMOVED	--	-8.200	0.000		
1.000	1.000	0.000	0.000	0.000	not available							
43	0.000	--	--	--	--	--	REMOVED	--	-8.400	0.000		
1.000	1.000	0.000	0.000	0.000	not available							
44 D	0.000	3.7222E-03	1.600	0.000	1.600	0.8000	ACTIVE	0.000	-8.600	0.000		
1.000	1.000	0.000	0.000	0.000	DI2_165_168_L_0							
45 D	0.2425	3.6438E-03	4.800	1.212	4.800	2.400	UL-RL	1.7722E+04	-8.800	0.000		
1.000	1.000	1.212	0.000	0.000	DI2_165_168_L_0							
46 D	0.5529	3.5604E-03	8.000	2.765	8.000	4.000	UL-RL	1.7722E+04	-9.000	0.000		
1.000	1.000	2.765	0.000	0.000	DI2_165_168_L_0							
47 D	5.844	3.4724E-03	11.20	29.22	147.2	79.01	UL-RL	1.7722E+04	-9.200	0.000		
1.000	1.000	29.22	0.000	0.000	DI2_165_168_L_0							
48 D	8.799	3.3802E-03	14.40	43.99	150.4	80.44	UL-RL	1.7722E+04	-9.400	0.000		
1.000	1.000	43.99	0.000	0.000	DI2_165_168_L_0							
49 D	11.90	3.2842E-03	17.60	59.50	153.6	81.86	UL-RL	1.7722E+04	-9.600	0.000		
1.000	1.000	59.50	0.000	0.000	DI2_165_168_L_0							
50 D	15.07	3.1847E-03	20.80	75.33	156.8	83.28	UL-RL	1.7722E+04	-9.800	0.000		
1.000	1.000	75.33	0.000	0.000	DI2_165_168_L_0							
51 D	17.93	3.0823E-03	24.00	89.64	160.0	91.10	UL-RL	1.7722E+04	-10.00	0.000		
1.000	1.000	89.64	0.000	0.000	DI2_165_168_L_0							
52 D	18.91	2.9771E-03	27.20	94.55	163.2	96.05	UL-RL	1.7722E+04	-10.20	0.000		
1.000	1.000	94.55	0.000	0.000	DI2_165_168_L_0							
53 D	19.05	2.8697E-03	30.40	95.24	166.4	96.79	UL-RL	1.7722E+04	-10.40	0.000		
1.000	1.000	95.24	0.000	0.000	DI2_165_168_L_0							
54 D	19.17	2.7602E-03	33.60	95.84	169.6	97.42	UL-RL	1.7722E+04	-10.60	0.000		
1.000	1.000	95.84	0.000	0.000	DI2_165_168_L_0							
55 D	19.27	2.6491E-03	36.80	96.36	172.8	97.98	UL-RL	1.7722E+04	-10.80	0.000		
1.000	1.000	96.36	0.000	0.000	DI2_165_168_L_0							
56 D	19.36	2.5365E-03	40.00	96.81	176.0	98.47	UL-RL	1.7722E+04	-11.00	0.000		
1.000	1.000	96.81	0.000	0.000	DI2_165_168_L_0							
57 D	19.44	2.4228E-03	43.20	97.21	179.2	98.91	UL-RL	1.7722E+04	-11.20	0.000		
1.000	1.000	97.21	0.000	0.000	DI2_165_168_L_0							
58 D	19.51	2.3082E-03	46.40	97.57	182.4	99.31	UL-RL	1.7722E+04	-11.40	0.000		
1.000	1.000	97.57	0.000	0.000	DI2_165_168_L_0							
59 D	19.45	2.1928E-03	49.60	97.27	185.6	99.05	UL-RL	1.7722E+04	-11.60	0.000		
1.000	1.000	97.27	0.000	0.000	DI2_165_168_L_0							
60 D	19.34	2.0768E-03	52.80	96.72	188.8	98.53	UL-RL	1.7722E+04	-11.80	0.000		
1.000	1.000	96.72	0.000	0.000	DI2_165_168_L_0							
61 D	19.23	1.9604E-03	56.00	96.14	192.0	99.88	UL-RL	1.7722E+04	-12.00	0.000		
1.000	1.000	96.14	0.000	0.000	DI2_165_168_L_0							

```
  62 D   19.11      1.8437E-03   59.20       95.55       195.2       101.4          UL-RL  1.7722E+04  -12.20       0.000
1.000       1.000       95.55       0.000       0.000     DI2_165_168_L_0
  63 D   18.99      1.7267E-03   62.40       94.93       198.4       103.0          UL-RL  1.7722E+04  -12.40       0.000
1.000       1.000       94.93       0.000       0.000     DI2_165_168_L_0
  64 D   18.86      1.6096E-03   65.60       94.30       201.6       104.5          UL-RL  1.7722E+04  -12.60       0.000
1.000       1.000       94.30       0.000       0.000     DI2_165_168_L_0
  65 D   18.73      1.4924E-03   68.80       93.65       204.8       106.1          UL-RL  1.7722E+04  -12.80       0.000
1.000       1.000       93.65       0.000       0.000     DI2_165_168_L_0
  66 D   18.60      1.3752E-03   72.00       92.98       208.0       107.6          UL-RL  1.7722E+04  -13.00       0.000
1.000       1.000       92.98       0.000       0.000     DI2_165_168_L_0
  67 D   18.46      1.2580E-03   75.20       92.31       211.2       109.2          UL-RL  1.7722E+04  -13.20       0.000
1.000       1.000       92.31       0.000       0.000     DI2_165_168_L_0
  68 D   13.74      1.1407E-03   78.40       91.62       214.4       110.7          UL-RL  1.7722E+04  -13.40       0.000
1.000       1.000       91.62       0.000       0.000     DI2_165_168_L_0
  69 D   4.564      1.0821E-03   80.00       91.27       216.0       111.5          UL-RL  1.7722E+04  -13.50       0.000
1.000       1.000       91.27       0.000       0.000     DI2_165_168_L_0
```

```
+-------------------------------------------------------------------------------------------------------------------------+
|                   PARATIEPLUS(TM)   NLS ENGINE RELEASE  2018.0    FULL VERSION  *Build date:Nov 13, 2017*              |
|                                                                                                                         |
|                                    NewProject.BaseDesignSection_28.SISMICASTR_1243                                      |
|                                   Exe Time : 4 September 2018 18:06:13                                                  |
+-------------------------------------------------------------------------------------------------------------------------+
New Project


S T R E S S   R E S U L T S   F O R   G R O U P   N O.   3

WallElement_33                                                :
ELEMENT TYPE    2 NO.OF ELEMENTS. IN THIS GROUP   68
C U R R E N T   T I M E   I S     5.0000

 WALL2D ELEMENT

   EL      TA          TB          MA          MB
-------------------------------------------------------
    1 -123.07      123.07     1.75369E-11 -24.614
    2 -122.86      122.86      24.614     -49.186
    3 -122.41      122.41      49.186     -73.668
    4 -119.24      119.24      73.668     -97.517
    5 -115.03      115.03      97.517     -120.52
    6 -110.97      110.97      120.52     -142.72
    7 -107.08      107.08      142.72     -164.13
    8 -103.41      103.41      164.13     -184.81
    9 -99.944      99.944      184.81     -204.80
   10 -96.694      96.694      204.80     -224.14
   11 -93.651      93.651      224.14     -242.87
   12 -90.802      90.802      242.87     -261.03
   13 -87.779      87.779      261.03     -278.59
   14 -84.507      84.507      278.59     -295.49
   15 -80.991      80.991      295.49     -311.69
   16 -77.234      77.234      311.69     -327.14
   17 -73.240      73.240      327.14     -341.78
   18 -69.037      69.037      341.78     -355.59
   19 -64.596      64.596      355.59     -368.51
   20 -59.917      59.917      368.51     -380.49
   21 -55.004      55.004      380.49     -391.49
   22 -49.858      49.858      391.49     -401.47
   23 -44.495      44.495      401.47     -410.36
   24 -38.900      38.900      410.36     -418.14
   25 -33.074      33.074      418.14     -424.76
   26 -27.881      27.881      424.76     -430.34
   27 -22.478      22.478      430.34     -434.83
   28 -16.878      16.878      434.83     -438.21
   29 -11.067      11.067      438.21     -440.42
   30 -5.0472      5.0472      440.42     -441.43
   31  1.1816     -1.1816      441.43     -441.19
   32  7.6190     -7.6190      441.19     -439.67
   33  14.265     -14.265      439.67     -436.82
   34  21.109     -21.109      436.82     -432.60
   35  28.161     -28.161      432.60     -426.96
   36  35.422     -35.422      426.96     -419.88
   37  42.890     -42.890      419.88     -411.30
   38  50.565     -50.565      411.30     -401.19
   39  58.440     -58.440      401.19     -389.50
   40  66.522     -66.522      389.50     -376.20
   41  74.811     -74.811      376.20     -361.23
   42  83.307     -83.307      361.23     -344.57
   43  92.010     -92.010      344.57     -326.17
   44  100.99     -100.99      326.17     -305.97
   45  109.85     -109.85      305.97     -284.00
   46  118.61     -118.61      284.00     -260.28
   47  122.29     -122.29      260.28     -235.82
   48  123.22     -123.22      235.82     -211.18
   49  121.24     -121.24      211.18     -186.93
   50  116.31     -116.31      186.93     -163.67
   51  108.71     -108.71      163.67     -141.93
   52  100.34     -100.34      141.93     -121.86
```

53	92.028	-92.028	121.86	-103.45
54	83.802	-83.802	103.45	-86.693
55	75.676	-75.676	86.693	-71.558
56	67.656	-67.656	71.558	-58.027
57	59.758	-59.758	58.027	-46.075
58	51.991	-51.991	46.075	-35.677
59	44.484	-44.484	35.677	-26.780
60	37.290	-37.290	26.780	-19.322
61	30.407	-30.407	19.322	-13.241
62	23.833	-23.833	13.241	-8.4743
63	17.574	-17.574	8.4743	-4.9595
64	11.993	-11.993	4.9595	-2.5609
65	7.4294	-7.4294	2.5609	-1.0750
66	3.8862	-3.8862	1.0750	-0.29776
67	1.3662	-1.3662	0.29776	-2.45258E-02
68	0.24523	-0.24523	2.45258E-02	-2.37360E-11

```
+-------------------------------------------------------------------------------------------------------------------------------+
|                  PARATIEPLUS(TM)   NLS ENGINE RELEASE  2018.0    FULL VERSION  *Build date:Nov 13, 2017*                    |
|                                                                                                                               |
|                                    NewProject.BaseDesignSection_28.SISMICASTR_1243                                            |
|                                   Exe Time : 4 September 2018 18:06:13                                                        |
+-------------------------------------------------------------------------------------------------------------------------------+
New Project


S T R E S S    R E S U L T S    F O R    G R O U P    N O.    4

Tieback_175                                                    :
ELEMENT TYPE    6 NO.OF ELEMENTS. IN THIS GROUP    1
C U R R E N T    T I M E    I S      5.0000

 POST-TENSION 2D-BOUNDARY ELEMENT

         EL    FORCE          d0          EDISPL     pl. eps          K     -ve limit   +ve limit
-----------------------------------------------------------------------------------------------------------
 ANCHOR    1   142.11     -1.49175E-03  9.84256E-04   0.0000       1458.7       0.0000       0.0000     ELASTIC  ORIGINAL
YOUNG MODULUS

 ITER     0 RNORM = 8.976     RMNORM= 0.000
             RINORM=0.8151E+06 RIMNOR=0.1119E+08
             RENORM= 2907.     REMNOR=0.5307E-18 RATIO =0.5972E-01 TOLER =0.1000E-03  NOT CONVERGED
             RFMAX = 123.2     RMMAX = 441.4
             RTSMAL=0.1000E-02 RMSMAL=0.1000E-02
             RDT   =0.8151E+06 RDR   =0.1119E+08
             RATIOT=0.5972E-01 RATIOR= 0.000
             MAX UN= 8.343     IEQ=    35 NODE     18 DOF   1  Y-DISPL.F
             MIN UN=-.2881E-09 IEQ=    80 NODE     40 DOF   2   X-ROT. F
             NO. OF CONTACT CONSTRAINT VIOLATIONS     0


 ITER     2 RNORM = 8.976     RMNORM= 0.000
             RINORM=0.8151E+06 RIMNOR=0.1119E+08
             RENORM= 275.3     REMNOR=0.2500E-17 RATIO =0.1838E-01 TOLER =0.1000E-03  NOT CONVERGED
             RFMAX = 123.2     RMMAX = 441.4
             RTSMAL=0.1000E-02 RMSMAL=0.1000E-02
             RDT   =0.8151E+06 RDR   =0.1119E+08
             RATIOT=0.1838E-01 RATIOR= 0.000
             MAX UN= 5.319     IEQ=     3 NODE      2 DOF   1  Y-DISPL.F
             MIN UN=-.7494E-08 IEQ=    49 NODE     25 DOF   1  Y-DISPL.F
             NO. OF CONTACT CONSTRAINT VIOLATIONS     0


 ITER     3 RNORM = 8.976     RMNORM= 0.000
             RINORM=0.8151E+06 RIMNOR=0.1119E+08
             RENORM= 37.43     REMNOR=0.2603E-17 RATIO =0.6777E-02 TOLER =0.1000E-03  NOT CONVERGED
             RFMAX = 123.2     RMMAX = 441.4
             RTSMAL=0.1000E-02 RMSMAL=0.1000E-02
             RDT   =0.8151E+06 RDR   =0.1119E+08
             RATIOT=0.6777E-02 RATIOR= 0.000
             MAX UN= 2.151     IEQ=    93 NODE     47 DOF   1  Y-DISPL.F
             MIN UN=-.5335E-08 IEQ=    13 NODE      7 DOF   1  Y-DISPL.F
             NO. OF CONTACT CONSTRAINT VIOLATIONS     0


 ITER     4 RNORM = 8.976     RMNORM= 0.000
             RINORM=0.8151E+06 RIMNOR=0.1119E+08
             RENORM= 33.98     REMNOR=0.3636E-17 RATIO =0.6456E-02 TOLER =0.1000E-03  NOT CONVERGED
             RFMAX = 123.2     RMMAX = 441.4
             RTSMAL=0.1000E-02 RMSMAL=0.1000E-02
             RDT   =0.8151E+06 RDR   =0.1119E+08
             RATIOT=0.6456E-02 RATIOR= 0.000
             MAX UN= 3.297     IEQ=    15 NODE      8 DOF   1  Y-DISPL.F
             MIN UN=-.8037E-08 IEQ=     3 NODE      2 DOF   1  Y-DISPL.F
             NO. OF CONTACT CONSTRAINT VIOLATIONS     0


 ITER     5 RNORM = 8.976     RMNORM= 0.000
```

```
  RINORM=0.8151E+06 RIMNOR=0.1119E+08
  RENORM= 7.998     REMNOR=0.8027E-17 RATIO =0.3132E-02 TOLER =0.1000E-03  NOT CONVERGED
  RFMAX = 123.2     RMMAX = 441.4
  RTSMAL=0.1000E-02 RMSMAL=0.1000E-02
  RDT   =0.8151E+06 RDR   =0.1119E+08
  RATIOT=0.3132E-02 RATIOR= 0.000
  MAX UN= 2.544     IEQ=    91 NODE     46 DOF   1  Y-DISPL.F
  MIN UN=-.1529E-07 IEQ=    15 NODE      8 DOF   1  Y-DISPL.F
  NO. OF CONTACT CONSTRAINT VIOLATIONS     0


ITER     6 RNORM = 8.976     RMNORM= 0.000
  RINORM=0.8151E+06 RIMNOR=0.1119E+08
  RENORM=0.5525E-01 REMNOR=0.3836E-17 RATIO =0.2603E-03 TOLER =0.1000E-03  NOT CONVERGED
  RFMAX = 123.2     RMMAX = 441.4
  RTSMAL=0.1000E-02 RMSMAL=0.1000E-02
  RDT   =0.8151E+06 RDR   =0.1119E+08
  RATIOT=0.2603E-03 RATIOR= 0.000
  MAX UN=0.2351     IEQ=   125 NODE     63 DOF   1  Y-DISPL.F
  MIN UN=-.9033E-08 IEQ=    29 NODE     15 DOF   1  Y-DISPL.F
  NO. OF CONTACT CONSTRAINT VIOLATIONS     0


ITER     7 RNORM = 8.976     RMNORM= 0.000
  RINORM=0.8151E+06 RIMNOR=0.1119E+08
  RENORM=0.1090E-14 REMNOR=0.2951E-17 RATIO =0.3656E-10 TOLER =0.1000E-03      CONVERGED !
  RFMAX = 123.2     RMMAX = 441.4
  RTSMAL=0.1000E-02 RMSMAL=0.1000E-02
  RDT   =0.8151E+06 RDR   =0.1119E+08
  RATIOT=0.3656E-10 RATIOR= 0.000
  MAX UN=0.7800E-08 IEQ=    69 NODE     35 DOF   1  Y-DISPL.F
  MIN UN=-.8026E-08 IEQ=    13 NODE      7 DOF   1  Y-DISPL.F
  NO. OF CONTACT CONSTRAINT VIOLATIONS     0
```

```
+-------------------------------------------------------------------------------------------------------------------------+
|                   PARATIEPLUS(TM)   NLS ENGINE RELEASE  2018.0    FULL VERSION  *Build date:Nov 13, 2017*              |
|                                                                                                                         |
|                                    NewProject.BaseDesignSection_28.SISMICASTR_1243                                      |
|                                   Exe Time : 4 September 2018 18:06:13                                                  |
+-------------------------------------------------------------------------------------------------------------------------+
New Project
SOLUTION REACHED USING     7 ITERATIONS ON   40

P R I N T   O U T   F O R   T I M E   S T E P    6     ( AT TIME   6.000     )

PRINT OUT OF ACTIVE COMPONENTS (FIXED NODES ARE NOT PRINTED OUT)

          Y-DISPL.F        X-ROT. F
            (02)             (04)           (
    1   1.5736552E-02  -2.6131217E-04
    2   1.5684215E-02  -2.6243740E-04
    3   1.5631428E-02  -2.6580713E-04
    4   1.5577743E-02  -2.7140713E-04
    5   1.5522718E-02  -2.7921842E-04
    6   1.5465910E-02  -2.8921702E-04
    7   1.5406887E-02  -3.0137379E-04
    8   1.5345219E-02  -3.1565441E-04
    9   1.5280486E-02  -3.3201920E-04
   10   1.5212276E-02  -3.5042277E-04
   11   1.5140185E-02  -3.7081397E-04
   12   1.5063821E-02  -3.9313615E-04
   13   1.4982806E-02  -4.1732766E-04
   14   1.4896770E-02  -4.4332198E-04
   15   1.4805361E-02  -4.7104746E-04
   16   1.4708241E-02  -5.0042743E-04
   17   1.4605085E-02  -5.3138045E-04
   18   1.4495589E-02  -5.6381973E-04
   19   1.4379464E-02  -5.9765436E-04
   20   1.4256441E-02  -6.3278867E-04
   21   1.4126269E-02  -6.6912211E-04
   22   1.3988719E-02  -7.0654991E-04
   23   1.3843584E-02  -7.4496209E-04
   24   1.3690677E-02  -7.8424437E-04
   25   1.3529836E-02  -8.2427799E-04
   26   1.3360924E-02  -8.6493954E-04
   27   1.3183827E-02  -9.0610942E-04
   28   1.2998454E-02  -9.4767286E-04
   29   1.2804740E-02  -9.8951052E-04
   30   1.2602640E-02  -1.0314993E-03
   31   1.2392138E-02  -1.0735122E-03
   32   1.2173243E-02  -1.1154176E-03
   33   1.1945988E-02  -1.1570808E-03
   34   1.1710437E-02  -1.1983623E-03
   35   1.1466679E-02  -1.2391189E-03
   36   1.1214834E-02  -1.2792035E-03
   37   1.0955053E-02  -1.3184648E-03
   38   1.0687514E-02  -1.3567479E-03
   39   1.0412430E-02  -1.3938936E-03
   40   1.0130044E-02  -1.4297387E-03
   41   9.8406323E-03  -1.4641163E-03
   42   9.5445064E-03  -1.4968554E-03
   43   9.2420111E-03  -1.5277811E-03
   44   8.9335268E-03  -1.5567152E-03
   45   8.6194700E-03  -1.5834984E-03
   46   8.3002802E-03  -1.6080131E-03
   47   7.9764209E-03  -1.6301844E-03
   48   7.6483647E-03  -1.6499812E-03
   49   7.3165860E-03  -1.6674152E-03
   50   6.9815542E-03  -1.6825414E-03
   51   6.6437184E-03  -1.6954586E-03
   52   6.3035000E-03  -1.7063087E-03
   53   5.9613291E-03  -1.7152756E-03
   54   5.6175185E-03  -1.7225685E-03
   55   5.2723997E-03  -1.7283912E-03
   56   4.9262471E-03  -1.7329372E-03
```

57	4.5792977E-03	-1.7363895E-03
58	4.2317528E-03	-1.7389202E-03
59	3.8837804E-03	-1.7406903E-03
60	3.5355174E-03	-1.7418488E-03
61	3.1870726E-03	-1.7425307E-03
62	2.8385288E-03	-1.7428586E-03
63	2.4899454E-03	-1.7429431E-03
64	2.1413611E-03	-1.7428837E-03
65	1.7927958E-03	-1.7427655E-03
66	1.4442546E-03	-1.7426518E-03
67	1.0957324E-03	-1.7425782E-03
68	7.4722025E-04	-1.7425507E-03
69	5.7294787E-04	-1.7425490E-03

```
+-------------------------------------------------------------------------------------------------------------------------------+
|                   PARATIEPLUS(TM)   NLS ENGINE RELEASE  2018.0    FULL VERSION  *Build date:Nov 13, 2017*                    |
|                                                                                                                               |
|                                    NewProject.BaseDesignSection_28.SISMICASTR_1243                                            |
|                                   Exe Time : 4 September 2018 18:06:13                                                        |
+-------------------------------------------------------------------------------------------------------------------------------+
New Project


S T R E S S   R E S U L T S   F O R   G R O U P   N O.   1

0_L                                                              :
ELEMENT TYPE    5 NO.OF ELEMENTS. IN THIS GROUP   69
C U R R E N T   T I M E   I S      6.0000

 HARDENING 2D SOIL ELEMENT

 ****** TOTAL STRESS FORMULATION *****

  EL *   FORCE     DISPL-Y  VERTICAL-P  HORIZON.-P     MAX-V-P     MAX-H-P           STATE   STIFFNESS Z-LEVEL      PORE
E FACTOR    UFACTOR       Peq           Su_a         Su_p     LAYER
 ------------------------------------------------------------------------------------------------------------------------------
-------------------------------------------------------------------------------------------
   1 D  4.5487E-04 -1.5737E-02  1.0882E-02  4.5487E-03  1.0882E-02  0.7420          ACTIVE   0.000       0.000       0.000
1.000       1.000      4.5487E-03   0.000       0.000     DI1_164_167_L_0
   2 D  0.2713     -1.5684E-02   3.246       1.357       3.246       13.92          ACTIVE   0.000     -0.2000       0.000
1.000       1.000       1.357       0.000       0.000     DI1_164_167_L_0
   3 D  0.5554     -1.5631E-02   6.643       2.777       6.643       28.49          ACTIVE   0.000     -0.4000       0.000
1.000       1.000       2.777       0.000       0.000     DI1_164_167_L_0
   4 D  0.8570     -1.5578E-02   10.25       4.285       10.25       43.96          ACTIVE   0.000     -0.6000       0.000
1.000       1.000       4.285       0.000       0.000     DI1_164_167_L_0
   5 D   1.171     -1.5523E-02   14.01       5.857       14.01       59.06          ACTIVE   0.000     -0.8000       0.000
1.000       1.000       5.857       0.000       0.000     DI1_164_167_L_0
   6 D   1.492     -1.5466E-02   17.84       7.458       17.84       59.70          ACTIVE   0.000      -1.000       0.000
1.000       1.000       7.458       0.000       0.000     DI1_164_167_L_0
   7 D   1.812     -1.5407E-02   21.67       9.060       21.67       58.78          ACTIVE   0.000      -1.200       0.000
1.000       1.000       9.060       0.000       0.000     DI1_164_167_L_0
   8 D   2.151     -1.5345E-02   25.73       10.76       25.73       57.75          ACTIVE   0.000      -1.400       0.000
1.000       1.000       10.76       0.000       0.000     DI1_164_167_L_0
   9 D   2.515     -1.5280E-02   30.08       12.57       30.08       56.68          ACTIVE   0.000      -1.600       0.000
1.000       1.000       12.57       0.000       0.000     DI1_164_167_L_0
  10 D   2.861     -1.5212E-02   34.22       14.30       34.22       55.62          ACTIVE   0.000      -1.800       0.000
1.000       1.000       14.30       0.000       0.000     DI1_164_167_L_0
  11 D   3.194     -1.5140E-02   38.20       15.97       38.20       54.59          ACTIVE   0.000      -2.000       0.000
1.000       1.000       15.97       0.000       0.000     DI1_164_167_L_0
  12 D   3.476     -1.5064E-02   41.58       17.38       41.58       53.61          ACTIVE   0.000      -2.200       0.000
1.000       1.000       17.38       0.000       0.000     DI1_164_167_L_0
  13 D   3.795     -1.4983E-02   45.39       18.97       45.39       54.49          ACTIVE   0.000      -2.400       0.000
1.000       1.000       18.97       0.000       0.000     DI1_164_167_L_0
  14 D   4.107     -1.4897E-02   49.13       20.53       49.13       55.73          ACTIVE   0.000      -2.600       0.000
1.000       1.000       20.53       0.000       0.000     DI1_164_167_L_0
  15 D   4.413     -1.4805E-02   52.79       22.07       52.79       56.95          ACTIVE   0.000      -2.800       0.000
1.000       1.000       22.07       0.000       0.000     DI1_164_167_L_0
  16 D   4.716     -1.4708E-02   56.41       23.58       56.41       58.15          ACTIVE   0.000      -3.000       0.000
1.000       1.000       23.58       0.000       0.000     DI1_164_167_L_0
  17 D   5.014     -1.4605E-02   59.97       25.07       59.97       59.34          ACTIVE   0.000      -3.200       0.000
1.000       1.000       25.07       0.000       0.000     DI1_164_167_L_0
  18 D   5.283     -1.4496E-02   63.19       26.41       63.19       60.41          ACTIVE   0.000      -3.400       0.000
1.000       1.000       26.41       0.000       0.000     DI1_164_167_L_0
  19 D   5.577     -1.4379E-02   66.71       27.88       66.71       61.58          ACTIVE   0.000      -3.600       0.000
1.000       1.000       27.88       0.000       0.000     DI1_164_167_L_0
  20 D   5.868     -1.4256E-02   70.19       29.34       70.19       62.76          ACTIVE   0.000      -3.800       0.000
1.000       1.000       29.34       0.000       0.000     DI1_164_167_L_0
  21 D   6.158     -1.4126E-02   73.66       30.79       73.66       63.94          ACTIVE   0.000      -4.000       0.000
1.000       1.000       30.79       0.000       0.000     DI1_164_167_L_0
  22 D   6.446     -1.3989E-02   77.10       32.23       77.10       65.10          ACTIVE   0.000      -4.200       0.000
1.000       1.000       32.23       0.000       0.000     DI1_164_167_L_0
  23 D   6.711     -1.3844E-02   80.28       33.56       80.28       66.18          ACTIVE   0.000      -4.400       0.000
1.000       1.000       33.56       0.000       0.000     DI1_164_167_L_0
  24 D   6.997     -1.3691E-02   83.70       34.98       83.70       67.34          ACTIVE   0.000      -4.600       0.000
1.000       1.000       34.98       0.000       0.000     DI1_164_167_L_0
```

25 D	7.281	-1.3530E-02	87.10	36.41	87.10	68.50	ACTIVE	0.000	-4.800	0.000
1.000	1.000	36.41	0.000	0.000	DI1_164_167_L_0					
26 D	6.507	-1.3361E-02	90.49	32.53	90.49	65.33	ACTIVE	0.000	-5.000	0.000
1.000	1.000	32.53	0.000	0.000	DI2_165_168_L_0					
27 D	6.759	-1.3184E-02	93.86	33.79	93.86	66.39	ACTIVE	0.000	-5.200	0.000
1.000	1.000	33.79	0.000	0.000	DI2_165_168_L_0					
28 D	6.994	-1.2998E-02	97.03	34.97	97.03	67.37	ACTIVE	0.000	-5.400	0.000
1.000	1.000	34.97	0.000	0.000	DI2_165_168_L_0					
29 D	7.245	-1.2805E-02	100.4	36.23	100.4	68.42	ACTIVE	0.000	-5.600	0.000
1.000	1.000	36.23	0.000	0.000	DI2_165_168_L_0					
30 D	7.495	-1.2603E-02	103.7	37.48	103.7	69.47	ACTIVE	0.000	-5.800	0.000
1.000	1.000	37.48	0.000	0.000	DI2_165_168_L_0					
31 D	7.745	-1.2392E-02	107.1	38.72	107.1	70.51	ACTIVE	0.000	-6.000	0.000
1.000	1.000	38.72	0.000	0.000	DI2_165_168_L_0					
32 D	7.993	-1.2173E-02	110.4	39.97	110.4	71.56	ACTIVE	0.000	-6.200	0.000
1.000	1.000	39.97	0.000	0.000	DI2_165_168_L_0					
33 D	8.242	-1.1946E-02	113.8	41.21	113.8	72.60	ACTIVE	0.000	-6.400	0.000
1.000	1.000	41.21	0.000	0.000	DI2_165_168_L_0					
34 D	8.477	-1.1710E-02	116.9	42.39	116.9	73.59	ACTIVE	0.000	-6.600	0.000
1.000	1.000	42.39	0.000	0.000	DI2_165_168_L_0					
35 D	8.725	-1.1467E-02	120.2	43.63	120.2	74.63	ACTIVE	0.000	-6.800	0.000
1.000	1.000	43.63	0.000	0.000	DI2_165_168_L_0					
36 D	8.973	-1.1215E-02	123.6	44.86	123.6	75.67	ACTIVE	0.000	-7.000	0.000
1.000	1.000	44.86	0.000	0.000	DI2_165_168_L_0					
37 D	9.220	-1.0955E-02	126.9	46.10	126.9	76.71	ACTIVE	0.000	-7.200	0.000
1.000	1.000	46.10	0.000	0.000	DI2_165_168_L_0					
38 D	9.466	-1.0688E-02	130.2	47.33	130.2	77.75	ACTIVE	0.000	-7.400	0.000
1.000	1.000	47.33	0.000	0.000	DI2_165_168_L_0					
39 D	9.702	-1.0412E-02	133.3	48.51	133.3	78.74	ACTIVE	0.000	-7.600	0.000
1.000	1.000	48.51	0.000	0.000	DI2_165_168_L_0					
40 D	9.948	-1.0130E-02	136.7	49.74	136.7	79.78	ACTIVE	0.000	-7.800	0.000
1.000	1.000	49.74	0.000	0.000	DI2_165_168_L_0					
41 D	10.19	-9.8406E-03	140.0	50.97	140.0	80.82	ACTIVE	0.000	-8.000	0.000
1.000	1.000	50.97	0.000	0.000	DI2_165_168_L_0					
42 D	10.44	-9.5445E-03	143.3	52.20	143.3	81.85	ACTIVE	0.000	-8.200	0.000
1.000	1.000	52.20	0.000	0.000	DI2_165_168_L_0					
43 D	10.69	-9.2420E-03	146.5	53.43	146.5	82.88	ACTIVE	0.000	-8.400	0.000
1.000	1.000	53.43	0.000	0.000	DI2_165_168_L_0					
44 D	10.93	-8.9335E-03	149.8	54.65	149.8	73.86	ACTIVE	0.000	-8.600	0.000
1.000	1.000	54.65	0.000	0.000	DI2_165_168_L_0					
45 D	11.17	-8.6195E-03	153.0	55.83	153.0	75.38	ACTIVE	0.000	-8.800	0.000
1.000	1.000	55.83	0.000	0.000	DI2_165_168_L_0					
46 D	11.41	-8.3003E-03	156.3	57.06	156.3	76.90	ACTIVE	0.000	-9.000	0.000
1.000	1.000	57.06	0.000	0.000	DI2_165_168_L_0					
47 D	11.66	-7.9764E-03	159.6	58.28	159.6	78.42	ACTIVE	0.000	-9.200	0.000
1.000	1.000	58.28	0.000	0.000	DI2_165_168_L_0					
48 D	11.90	-7.6484E-03	162.9	59.51	162.9	79.94	ACTIVE	0.000	-9.400	0.000
1.000	1.000	59.51	0.000	0.000	DI2_165_168_L_0					
49 D	12.15	-7.3166E-03	166.1	60.73	166.1	81.46	ACTIVE	0.000	-9.600	0.000
1.000	1.000	60.73	0.000	0.000	DI2_165_168_L_0					
50 D	12.38	-6.9816E-03	169.3	61.91	169.3	82.99	ACTIVE	0.000	-9.800	0.000
1.000	1.000	61.91	0.000	0.000	DI2_165_168_L_0					
51 D	12.63	-6.6437E-03	172.6	63.13	172.6	84.52	ACTIVE	0.000	-10.00	0.000
1.000	1.000	63.13	0.000	0.000	DI2_165_168_L_0					
52 D	12.87	-6.3035E-03	175.9	64.35	175.9	86.05	ACTIVE	0.000	-10.20	0.000
1.000	1.000	64.35	0.000	0.000	DI2_165_168_L_0					
53 D	13.11	-5.9613E-03	179.1	65.57	179.1	87.58	ACTIVE	0.000	-10.40	0.000
1.000	1.000	65.57	0.000	0.000	DI2_165_168_L_0					
54 D	13.36	-5.6175E-03	182.4	66.79	182.4	89.11	ACTIVE	0.000	-10.60	0.000
1.000	1.000	66.79	0.000	0.000	DI2_165_168_L_0					
55 D	13.60	-5.2724E-03	185.7	68.01	185.7	90.64	ACTIVE	0.000	-10.80	0.000
1.000	1.000	68.01	0.000	0.000	DI2_165_168_L_0					
56 D	13.84	-4.9262E-03	188.8	69.19	188.8	92.18	ACTIVE	0.000	-11.00	0.000
1.000	1.000	69.19	0.000	0.000	DI2_165_168_L_0					
57 D	14.08	-4.5793E-03	192.1	70.41	192.1	93.72	ACTIVE	0.000	-11.20	0.000
1.000	1.000	70.41	0.000	0.000	DI2_165_168_L_0					
58 D	14.33	-4.2318E-03	195.4	71.63	195.4	95.25	ACTIVE	0.000	-11.40	0.000
1.000	1.000	71.63	0.000	0.000	DI2_165_168_L_0					
59 D	14.57	-3.8838E-03	198.6	72.84	198.6	96.79	ACTIVE	0.000	-11.60	0.000
1.000	1.000	72.84	0.000	0.000	DI2_165_168_L_0					
60 D	14.81	-3.5355E-03	201.9	74.06	201.9	98.33	ACTIVE	0.000	-11.80	0.000
1.000	1.000	74.06	0.000	0.000	DI2_165_168_L_0					
61 D	15.05	-3.1871E-03	205.1	75.24	205.1	99.88	ACTIVE	0.000	-12.00	0.000
1.000	1.000	75.24	0.000	0.000	DI2_165_168_L_0					

```
   62 D   15.28     -2.8385E-03   208.2       76.39       208.2       101.4          ACTIVE   0.000      -12.20       0.000
1.000       1.000       76.39       0.000       0.000     DI2_165_168_L_0
   63 D   15.51     -2.4899E-03   211.2       77.54       211.2       103.0          ACTIVE   0.000      -12.40       0.000
1.000       1.000       77.54       0.000       0.000     DI2_165_168_L_0
   64 D   16.01     -2.1414E-03   214.3       80.04       214.3       104.5           UL-RL  2.2265E+04  -12.60       0.000
1.000       1.000       80.04       0.000       0.000     DI2_165_168_L_0
   65 D   16.70     -1.7928E-03   217.4       83.52       217.4       106.1           UL-RL  2.2265E+04  -12.80       0.000
1.000       1.000       83.52       0.000       0.000     DI2_165_168_L_0
   66 D   17.56     -1.4443E-03   220.5       87.79       220.5       107.6           UL-RL  2.2265E+04  -13.00       0.000
1.000       1.000       87.79       0.000       0.000     DI2_165_168_L_0
   67 D   18.42     -1.0957E-03   223.6       92.09       223.6       109.2           UL-RL  2.2265E+04  -13.20       0.000
1.000       1.000       92.09       0.000       0.000     DI2_165_168_L_0
   68 D   14.46     -7.4722E-04   226.7       96.39       226.7       110.7           UL-RL  2.2265E+04  -13.40       0.000
1.000       1.000       96.39       0.000       0.000     DI2_165_168_L_0
   69 D   4.927     -5.7295E-04   228.3       98.54       228.3       111.5           UL-RL  2.2265E+04  -13.50       0.000
1.000       1.000       98.54       0.000       0.000     DI2_165_168_L_0
```

```
+-----------------------------------------------------------------------------------------------------------------------+
|                  PARATIEPLUS(TM)   NLS ENGINE RELEASE  2018.0    FULL VERSION  *Build date:Nov 13, 2017*              |
|                                                                                                                       |
|                                   NewProject.BaseDesignSection_28.SISMICASTR_1243                                     |
|                                  Exe Time : 4 September 2018 18:06:13                                                 |
+-----------------------------------------------------------------------------------------------------------------------+
New Project


S T R E S S   R E S U L T S   F O R   G R O U P   N O.   2

0_R                                                                  :
ELEMENT TYPE    5 NO.OF ELEMENTS. IN THIS GROUP   69
C U R R E N T   T I M E   I S     6.0000

 HARDENING 2D SOIL ELEMENT

 ****** TOTAL STRESS FORMULATION *****

 EL *   FORCE     DISPL-Y  VERTICAL-P  HORIZON.-P     MAX-V-P     MAX-H-P          STATE   STIFFNESS Z-LEVEL      PORE
E FACTOR    UFACTOR       Peq          Su_a        Su_p     LAYER
 ---------------------------------------------------------------------------------------------------------------------------
-----------------------------------------------------------------------------------------------
   1     0.000         --          --          --          --          --          REMOVED     --        0.000       0.000
1.000       1.000       0.000       0.000       0.000     not available
   2     0.000         --          --          --          --          --          REMOVED     --      -0.2000       0.000
1.000       1.000       0.000       0.000       0.000     not available
   3     0.000         --          --          --          --          --          REMOVED     --      -0.4000       0.000
1.000       1.000       0.000       0.000       0.000     not available
   4     0.000         --          --          --          --          --          REMOVED     --      -0.6000       0.000
1.000       1.000       0.000       0.000       0.000     not available
   5     0.000         --          --          --          --          --          REMOVED     --      -0.8000       0.000
1.000       1.000       0.000       0.000       0.000     not available
   6     0.000         --          --          --          --          --          REMOVED     --       -1.000       0.000
1.000       1.000       0.000       0.000       0.000     not available
   7     0.000         --          --          --          --          --          REMOVED     --       -1.200       0.000
1.000       1.000       0.000       0.000       0.000     not available
   8     0.000         --          --          --          --          --          REMOVED     --       -1.400       0.000
1.000       1.000       0.000       0.000       0.000     not available
   9     0.000         --          --          --          --          --          REMOVED     --       -1.600       0.000
1.000       1.000       0.000       0.000       0.000     not available
  10     0.000         --          --          --          --          --          REMOVED     --       -1.800       0.000
1.000       1.000       0.000       0.000       0.000     not available
  11     0.000         --          --          --          --          --          REMOVED     --       -2.000       0.000
1.000       1.000       0.000       0.000       0.000     not available
  12     0.000         --          --          --          --          --          REMOVED     --       -2.200       0.000
1.000       1.000       0.000       0.000       0.000     not available
  13     0.000         --          --          --          --          --          REMOVED     --       -2.400       0.000
1.000       1.000       0.000       0.000       0.000     not available
  14     0.000         --          --          --          --          --          REMOVED     --       -2.600       0.000
1.000       1.000       0.000       0.000       0.000     not available
  15     0.000         --          --          --          --          --          REMOVED     --       -2.800       0.000
1.000       1.000       0.000       0.000       0.000     not available
  16     0.000         --          --          --          --          --          REMOVED     --       -3.000       0.000
1.000       1.000       0.000       0.000       0.000     not available
  17     0.000         --          --          --          --          --          REMOVED     --       -3.200       0.000
1.000       1.000       0.000       0.000       0.000     not available
  18     0.000         --          --          --          --          --          REMOVED     --       -3.400       0.000
1.000       1.000       0.000       0.000       0.000     not available
  19     0.000         --          --          --          --          --          REMOVED     --       -3.600       0.000
1.000       1.000       0.000       0.000       0.000     not available
  20     0.000         --          --          --          --          --          REMOVED     --       -3.800       0.000
1.000       1.000       0.000       0.000       0.000     not available
  21     0.000         --          --          --          --          --          REMOVED     --       -4.000       0.000
1.000       1.000       0.000       0.000       0.000     not available
  22     0.000         --          --          --          --          --          REMOVED     --       -4.200       0.000
1.000       1.000       0.000       0.000       0.000     not available
  23     0.000         --          --          --          --          --          REMOVED     --       -4.400       0.000
1.000       1.000       0.000       0.000       0.000     not available
  24     0.000         --          --          --          --          --          REMOVED     --       -4.600       0.000
1.000       1.000       0.000       0.000       0.000     not available
```

25	0.000	--	--	--	--	--	REMOVED	--	-4.800	0.000	
1.000	1.000	0.000	0.000	0.000	not available						
26	0.000	--	--	--	--	--	REMOVED	--	-5.000	0.000	
1.000	1.000	0.000	0.000	0.000	not available						
27	0.000	--	--	--	--	--	REMOVED	--	-5.200	0.000	
1.000	1.000	0.000	0.000	0.000	not available						
28	0.000	--	--	--	--	--	REMOVED	--	-5.400	0.000	
1.000	1.000	0.000	0.000	0.000	not available						
29	0.000	--	--	--	--	--	REMOVED	--	-5.600	0.000	
1.000	1.000	0.000	0.000	0.000	not available						
30	0.000	--	--	--	--	--	REMOVED	--	-5.800	0.000	
1.000	1.000	0.000	0.000	0.000	not available						
31	0.000	--	--	--	--	--	REMOVED	--	-6.000	0.000	
1.000	1.000	0.000	0.000	0.000	not available						
32	0.000	--	--	--	--	--	REMOVED	--	-6.200	0.000	
1.000	1.000	0.000	0.000	0.000	not available						
33	0.000	--	--	--	--	--	REMOVED	--	-6.400	0.000	
1.000	1.000	0.000	0.000	0.000	not available						
34	0.000	--	--	--	--	--	REMOVED	--	-6.600	0.000	
1.000	1.000	0.000	0.000	0.000	not available						
35	0.000	--	--	--	--	--	REMOVED	--	-6.800	0.000	
1.000	1.000	0.000	0.000	0.000	not available						
36	0.000	--	--	--	--	--	REMOVED	--	-7.000	0.000	
1.000	1.000	0.000	0.000	0.000	not available						
37	0.000	--	--	--	--	--	REMOVED	--	-7.200	0.000	
1.000	1.000	0.000	0.000	0.000	not available						
38	0.000	--	--	--	--	--	REMOVED	--	-7.400	0.000	
1.000	1.000	0.000	0.000	0.000	not available						
39	0.000	--	--	--	--	--	REMOVED	--	-7.600	0.000	
1.000	1.000	0.000	0.000	0.000	not available						
40	0.000	--	--	--	--	--	REMOVED	--	-7.800	0.000	
1.000	1.000	0.000	0.000	0.000	not available						
41	0.000	--	--	--	--	--	REMOVED	--	-8.000	0.000	
1.000	1.000	0.000	0.000	0.000	not available						
42	0.000	--	--	--	--	--	REMOVED	--	-8.200	0.000	
1.000	1.000	0.000	0.000	0.000	not available						
43	0.000	--	--	--	--	--	REMOVED	--	-8.400	0.000	
1.000	1.000	0.000	0.000	0.000	not available						
44 D	2.331	8.9335E-03	1.600	11.65	1.600	11.65	PASSIVE	0.000	-8.600	0.000	
1.000	1.000	11.65	0.000	0.000	DI2_165_168_L_0						
45 D	5.239	8.6195E-03	4.800	26.20	4.800	26.20	PASSIVE	0.000	-8.800	0.000	
1.000	1.000	26.20	0.000	0.000	DI2_165_168_L_0						
46 D	8.148	8.3003E-03	8.000	40.74	8.000	40.74	PASSIVE	0.000	-9.000	0.000	
1.000	1.000	40.74	0.000	0.000	DI2_165_168_L_0						
47 D	11.06	7.9764E-03	11.20	55.29	147.2	79.01	PASSIVE	0.000	-9.200	0.000	
1.000	1.000	55.29	0.000	0.000	DI2_165_168_L_0						
48 D	13.97	7.6484E-03	14.40	69.83	150.4	80.44	PASSIVE	0.000	-9.400	0.000	
1.000	1.000	69.83	0.000	0.000	DI2_165_168_L_0						
49 D	16.87	7.3166E-03	17.60	84.37	153.6	84.37	PASSIVE	0.000	-9.600	0.000	
1.000	1.000	84.37	0.000	0.000	DI2_165_168_L_0						
50 D	19.78	6.9816E-03	20.80	98.92	156.8	98.92	PASSIVE	0.000	-9.800	0.000	
1.000	1.000	98.92	0.000	0.000	DI2_165_168_L_0						
51 D	22.69	6.6437E-03	24.00	113.5	160.0	113.5	PASSIVE	0.000	-10.00	0.000	
1.000	1.000	113.5	0.000	0.000	DI2_165_168_L_0						
52 D	25.60	6.3035E-03	27.20	128.0	163.2	128.0	PASSIVE	0.000	-10.20	0.000	
1.000	1.000	128.0	0.000	0.000	DI2_165_168_L_0						
53 D	26.01	5.9613E-03	30.40	130.1	166.4	130.1	V-C	1.1076E+04	-10.40	0.000	
1.000	1.000	130.1	0.000	0.000	DI2_165_168_L_0						
54 D	25.62	5.6175E-03	33.60	128.1	169.6	128.1	V-C	1.1076E+04	-10.60	0.000	
1.000	1.000	128.1	0.000	0.000	DI2_165_168_L_0						
55 D	25.20	5.2724E-03	36.80	126.0	172.8	126.0	V-C	1.1076E+04	-10.80	0.000	
1.000	1.000	126.0	0.000	0.000	DI2_165_168_L_0						
56 D	24.78	4.9262E-03	40.00	123.9	176.0	123.9	V-C	1.1076E+04	-11.00	0.000	
1.000	1.000	123.9	0.000	0.000	DI2_165_168_L_0						
57 D	24.35	4.5793E-03	43.20	121.7	179.2	121.7	V-C	1.1076E+04	-11.20	0.000	
1.000	1.000	121.7	0.000	0.000	DI2_165_168_L_0						
58 D	23.91	4.2318E-03	46.40	119.5	182.4	119.5	V-C	1.1076E+04	-11.40	0.000	
1.000	1.000	119.5	0.000	0.000	DI2_165_168_L_0						
59 D	23.33	3.8838E-03	49.60	116.7	185.6	116.7	V-C	1.1076E+04	-11.60	0.000	
1.000	1.000	116.7	0.000	0.000	DI2_165_168_L_0						
60 D	22.71	3.5355E-03	52.80	113.6	188.8	113.6	V-C	1.1076E+04	-11.80	0.000	
1.000	1.000	113.6	0.000	0.000	DI2_165_168_L_0						
61 D	22.23	3.1871E-03	56.00	111.1	192.0	111.1	V-C	1.1076E+04	-12.00	0.000	
1.000	1.000	111.1	0.000	0.000	DI2_165_168_L_0						

62 D	21.75	2.8385E-03	59.20	108.8	195.2	108.8	V-C	1.1076E+04	-12.20	0.000	
1.000	1.000	108.8	0.000	0.000	DI2_165_168_L_0						
63 D	21.28	2.4899E-03	62.40	106.4	198.4	106.4	V-C	1.1076E+04	-12.40	0.000	
1.000	1.000	106.4	0.000	0.000	DI2_165_168_L_0						
64 D	20.72	2.1414E-03	65.60	103.6	201.6	104.7	UL-RL	1.7722E+04	-12.60	0.000	
1.000	1.000	103.6	0.000	0.000	DI2_165_168_L_0						
65 D	19.79	1.7928E-03	68.80	98.97	204.8	106.1	UL-RL	1.7722E+04	-12.80	0.000	
1.000	1.000	98.97	0.000	0.000	DI2_165_168_L_0						
66 D	18.84	1.4443E-03	72.00	94.21	208.0	107.6	UL-RL	1.7722E+04	-13.00	0.000	
1.000	1.000	94.21	0.000	0.000	DI2_165_168_L_0						
67 D	17.89	1.0957E-03	75.20	89.43	211.2	109.2	UL-RL	1.7722E+04	-13.20	0.000	
1.000	1.000	89.43	0.000	0.000	DI2_165_168_L_0						
68 D	12.70	7.4722E-04	78.40	84.65	214.4	110.7	UL-RL	1.7722E+04	-13.40	0.000	
1.000	1.000	84.65	0.000	0.000	DI2_165_168_L_0						
69 D	4.113	5.7295E-04	80.00	82.25	216.0	111.5	UL-RL	1.7722E+04	-13.50	0.000	
1.000	1.000	82.25	0.000	0.000	DI2_165_168_L_0						

```
+-------------------------------------------------------------------------------------------------------------------------+
|                   PARATIEPLUS(TM)   NLS ENGINE RELEASE  2018.0    FULL VERSION  *Build date:Nov 13, 2017*              |
|                                                                                                                         |
|                                    NewProject.BaseDesignSection_28.SISMICASTR_1243                                      |
|                                   Exe Time : 4 September 2018 18:06:13                                                  |
+-------------------------------------------------------------------------------------------------------------------------+
New Project


S T R E S S   R E S U L T S   F O R   G R O U P   N O.   3

WallElement_33                                                  :
ELEMENT TYPE    2 NO.OF ELEMENTS. IN THIS GROUP   68
C U R R E N T   T I M E   I S     6.0000

 WALL2D ELEMENT

   EL      TA          TB          MA          MB
-------------------------------------------------------
    1 -138.66      138.66    -2.77069E-11 -27.732
    2 -137.92      137.92      27.732     -55.316
    3 -136.90      136.90      55.316     -82.697
    4 -135.58      135.58      82.697     -109.81
    5 -133.95      133.95      109.81     -136.60
    6 -131.99      131.99      136.60     -163.00
    7 -129.72      129.72      163.00     -188.95
    8 -127.10      127.10      188.95     -214.37
    9 -124.13      124.13      214.37     -239.19
   10 -120.80      120.80      239.19     -263.35
   11 -117.15      117.15      263.35     -286.78
   12 -113.21      113.21      286.78     -309.42
   13 -108.95      108.95      309.42     -331.21
   14 -104.38      104.38      331.21     -352.09
   15 -99.500      99.500      352.09     -371.99
   16 -94.321      94.321      371.99     -390.85
   17 -88.844      88.844      390.85     -408.62
   18 -83.098      83.098      408.62     -425.24
   19 -77.058      77.058      425.24     -440.65
   20 -70.727      70.727      440.65     -454.80
   21 -64.106      64.106      454.80     -467.62
   22 -57.197      57.197      467.62     -479.06
   23 -50.022      50.022      479.06     -489.06
   24 -42.562      42.562      489.06     -497.58
   25 -34.817      34.817      497.58     -504.54
   26 -27.847      27.847      504.54     -510.11
   27 -20.625      20.625      510.11     -514.23
   28 -13.167      13.167      514.23     -516.87
   29 -5.4585      5.4585      516.87     -517.96
   30  2.5001     -2.5001      517.96     -517.46
   31  10.708     -10.708      517.46     -515.32
   32  19.165     -19.165      515.32     -511.48
   33  27.870     -27.870      511.48     -505.91
   34  36.811     -36.811      505.91     -498.55
   35  45.999     -45.999      498.55     -489.35
   36  55.435     -55.435      489.35     -478.26
   37  65.118     -65.118      478.26     -465.24
   38  75.048     -75.048      465.24     -450.23
   39  85.213     -85.213      450.23     -433.19
   40  95.625     -95.625      433.19     -414.06
   41  106.28     -106.28      414.06     -392.80
   42  117.19     -117.19      392.80     -369.37
   43  128.22     -128.22      369.37     -343.72
   44  136.82     -136.82      343.72     -316.36
   45  142.75     -142.75      316.36     -287.81
   46  146.01     -146.01      287.81     -258.61
   47  146.61     -146.61      258.61     -229.29
   48  144.54     -144.54      229.29     -200.38
   49  139.82     -139.82      200.38     -172.42
   50  132.41     -132.41      172.42     -145.93
   51  122.35     -122.35      145.93     -121.46
   52  109.62     -109.62      121.46     -99.540
```

53	96.718	-96.718	99.540	-80.197
54	84.460	-84.460	80.197	-63.305
55	72.858	-72.858	63.305	-48.733
56	61.915	-61.915	48.733	-36.350
57	51.651	-51.651	36.350	-26.020
58	42.071	-42.071	26.020	-17.606
59	33.306	-33.306	17.606	-10.944
60	25.407	-25.407	10.944	-5.8630
61	18.229	-18.229	5.8630	-2.2171
62	11.754	-11.754	2.2171	0.13363
63	5.9823	-5.9823	-0.13363	1.3301
64	1.2663	-1.2663	-1.3301	1.5833
65	-1.8247	1.8247	-1.5833	1.2184
66	-3.1082	3.1082	-1.2184	0.59677
67	-2.5765	2.5765	-0.59677	8.14756E-02
68	-0.81467	0.81467	-8.14756E-02	-1.54724E-11

```
+-------------------------------------------------------------------------------------------------------------------------------+
|                   PARATIEPLUS(TM)   NLS ENGINE RELEASE  2018.0    FULL VERSION  *Build date:Nov 13, 2017*                    |
|                                                                                                                               |
|                                    NewProject.BaseDesignSection_28.SISMICASTR_1243                                            |
|                                   Exe Time : 4 September 2018 18:06:13                                                        |
+-------------------------------------------------------------------------------------------------------------------------------+
New Project


S T R E S S    R E S U L T S    F O R    G R O U P    N O.    4

Tieback_175                                                 :
ELEMENT TYPE    6 NO.OF ELEMENTS. IN THIS GROUP    1
C U R R E N T    T I M E    I S      6.0000

 POST-TENSION 2D-BOUNDARY ELEMENT

         EL    FORCE          d0          EDISPL     pl. eps          K     -ve limit   +ve limit
-------------------------------------------------------------------------------------------------------------
 ANCHOR    1   160.38     -1.49175E-03  1.35053E-02   0.0000       1458.7       0.0000       0.0000     ELASTIC  ORIGINAL
YOUNG MODULUS
```

```
+-------------------------------------------------------------------------------------------------------------------------+
|                   PARATIEPLUS(TM)   NLS ENGINE RELEASE  2018.0    FULL VERSION  *Build date:Nov 13, 2017*               |
|                                                                                                                         |
|                                    NewProject.BaseDesignSection_28.SISMICASTR_1243                                      |
|                                   Exe Time : 4 September 2018 18:06:13                                                  |
+-------------------------------------------------------------------------------------------------------------------------+


     F I N A L    I N C R E M E N T A L    A N A L Y S I S

                    S U M M A R Y

     STEP                                  NO. OF ITERATIONS

        1           CONVERGENCE :YES                      2
        2           CONVERGENCE :YES                      4
        3           CONVERGENCE :YES                      4
        4           CONVERGENCE :YES                      5
        5           CONVERGENCE :YES                      2
        6           CONVERGENCE :YES                      7


 END OF PROCESS FOR PROBLEM
New Project
NONLINEAR SOLUTION CPU TIME ....    0.12 [sec]
DATABASE  CREATION CPU TIME.....    0.44 [sec]
```

Design Assumption : SISMICA GEO - File di Paratie - File di input (.d)

```
* PARATIE ANALYSIS FOR DESIGN SECTION:Base Design Section USING ASSUMPTION: SISMICA GEO
 * Time:martedì 4 settembre 2018 18:06:13
 * 1: Defining general settings
 UNIT  m kN
 TITLE New Project
 DELTA 0.2
 option param itemax 40
 option control hinges 0 0.0001 0.001

 * 2: Defining wall(s)
 WALL LeftWall_32 0 -13.5 0 1

 * 3: Defining surfaces for wall(s)
 SOIL 0_L LeftWall_32 -13.5 0 1 0
 SOIL 0_R LeftWall_32 -13.5 0 2 180

 * 4: Defining soil layers
 *
 * Soil Profile (Rilevato_2_8_L_0)
 *
 LDATA Rilevato_2_8_L_0 3 LeftWall_32
 ATREST 0.5 0.5 1
 WEIGHT 19 10 10
 PERMEABILITY 0.0001
 RESISTANCE 0 38 0 0 0
 YOUNG 1.5E+04 4.5E+04
 ENDL
 *
 * Soil Profile (DI1_164_167_L_0)
 *
 LDATA DI1_164_167_L_0 0 LeftWall_32
 ATREST 0.5 0.5 1
 WEIGHT 16 6 10
 PERMEABILITY 1E-05
 RESISTANCE 0 30 0 0 0
 YOUNG 3E+04 4.8E+04
 ENDL
 *
 * Soil Profile (DI2_165_168_L_0)
 *
 LDATA DI2_165_168_L_0 -5 LeftWall_32
 ATREST 0.5 0.5 1
 WEIGHT 16 6 10
 PERMEABILITY 1E-05
 RESISTANCE 1 33 0 0 0
 YOUNG 6.8E+04 1.088E+05
 ENDL

 * 5: Defining structural materials
 * Steel material: 108 Name=Fe360 E=206000200 kPa
 MATERIAL Fe360_108 2.06E+08
 * Concrete material: 104 Name=C25/30 E=31475800 kPa
 MATERIAL C2530_104 3.148E+07
 * Rebar material: 124 Name=acciaio armonico E=200100000 kPa
 MATERIAL acciaioarmonico_124 2.001E+08
 * Concrete material: 103 Name=C20/25 E=29962000 kPa
 MATERIAL C2025_103 2.996E+07

 * 6: Defining structural elements
 * 6.1: Beams and combined Wall Elements
 BEAM WallElement_33 LeftWall_32 -13.5 0 C2530_104 0.9794 00 00 0


 * 6.2: Supports
 WIRE Tieback_175 LeftWall_32 0 acciaioarmonico_124 7.29E-06 138.5 30 0 0
```

```
* 6.3: Strips
STRIP LeftWall_32 1 6 1 11 0 20 45
STRIP LeftWall_32 1 6 18 12 2.7 20 45

* 7: Defining Steps
STEP Stage1_31
CHANGE Rilevato_2_8_L_0 U-FRICT=32.01 LeftWall_32
CHANGE Rilevato_2_8_L_0 D-FRICT=32.01 LeftWall_32
CHANGE Rilevato_2_8_L_0 U-KA=0.307 LeftWall_32
CHANGE Rilevato_2_8_L_0 U-KP=4.847 LeftWall_32
CHANGE Rilevato_2_8_L_0 D-KA=0.307 LeftWall_32
CHANGE Rilevato_2_8_L_0 D-KP=4.847 LeftWall_32
CHANGE DI1_164_167_L_0 U-FRICT=24.79 LeftWall_32
CHANGE DI1_164_167_L_0 D-FRICT=24.79 LeftWall_32
CHANGE DI1_164_167_L_0 U-KA=0.409 LeftWall_32
CHANGE DI1_164_167_L_0 U-KP=3.185 LeftWall_32
CHANGE DI1_164_167_L_0 D-KA=0.409 LeftWall_32
CHANGE DI1_164_167_L_0 D-KP=3.185 LeftWall_32
CHANGE DI2_165_168_L_0 U-FRICT=27.45 LeftWall_32
CHANGE DI2_165_168_L_0 D-FRICT=27.45 LeftWall_32
CHANGE DI2_165_168_L_0 U-KA=0.369 LeftWall_32
CHANGE DI2_165_168_L_0 U-KP=4.248 LeftWall_32
CHANGE DI2_165_168_L_0 D-KA=0.369 LeftWall_32
CHANGE DI2_165_168_L_0 D-KP=3.695 LeftWall_32
CHANGE Rilevato_2_8_L_0 U-COHE=0 LeftWall_32
CHANGE Rilevato_2_8_L_0 U-ADHES=0 LeftWall_32
CHANGE Rilevato_2_8_L_0 D-COHE=0 LeftWall_32
CHANGE Rilevato_2_8_L_0 D-ADHES=0 LeftWall_32
CHANGE DI1_164_167_L_0 U-COHE=0 LeftWall_32
CHANGE DI1_164_167_L_0 U-ADHES=0 LeftWall_32
CHANGE DI1_164_167_L_0 D-COHE=0 LeftWall_32
CHANGE DI1_164_167_L_0 D-ADHES=0 LeftWall_32
CHANGE DI2_165_168_L_0 U-COHE=0.8 LeftWall_32
CHANGE DI2_165_168_L_0 U-ADHES=0 LeftWall_32
CHANGE DI2_165_168_L_0 D-COHE=0.8 LeftWall_32
CHANGE DI2_165_168_L_0 D-ADHES=0 LeftWall_32
SETWALL LeftWall_32
GEOM 0 0
WATER -18 0 -13.5 0 0
ADD WallElement_33
ENDSTEP

STEP Stage2_183
SETWALL LeftWall_32
GEOM 0 -1
WATER -18 0 -13.5 0 0
ENDSTEP

STEP Stage3_283
SETWALL LeftWall_32
GEOM 0 -1
WATER -18 0 -13.5 0 0
ADD Tieback_175
ENDSTEP

STEP Stage4_383
SETWALL LeftWall_32
GEOM 0 -9
WATER -18 0 -13.5 0 0
ENDSTEP

STEP Stage5_744
SETWALL LeftWall_32
GEOM 0 -8.5
WATER -18 0 -13.5 0 0
ENDSTEP

STEP Stage6_2841
SETWALL LeftWall_32
GEOM 0 -8.5
WATER -18 0 -13.5 0 0
```

```
ENDSTEP
```

Design Assumption : SISMICA GEO - File di Paratie - File di output (.out)

```
+-------------------------------------------------------------------------------------------------------------------------+
|                   PARATIEPLUS(TM)   NLS ENGINE RELEASE  2018.0    FULL VERSION  *Build date:Nov 13, 2017*               |
|                                                                                                                         |
|                                    NewProject.BaseDesignSection_28.SISMICAGEO_1273                                      |
|                                   Exe Time : 4 September 2018 18:06:14                                                  |
+-------------------------------------------------------------------------------------------------------------------------+

                  ***********************************************************
                  *                                                         *
                  *  PARATIE PLUS Non-Linear Spring Engine                  *
                  *                                                         *
                  *          AN ELASTOPLASTIC FINITE ELEMENT PROGRAM        *
                  *          FOR FLEXIBLE EARTH-RETAINING STRUCTURES        *
                  *                                                         *
                  *          Written by Ce.A.S. s.r.l. (ITALY)              *
                  *          with the scientific supervision of             *
                  *          Roberto Nova - full professor SOIL MECHANICS   *
                  *          at Politecnico di Milano (ITALY)               *
                  *                                                         *
                  ***********************************************************
                  *                                                         *
                  *  RELEASE   2018.0     *Build date:Nov 13, 2017*    *
                  *                                                        *
                  *                                                         *
                  *  Ce.A.S.     S.R.L   CENTRO DI ANALISI STRUTTURALE      *
                  *              VIALE   GIUSTINIANO 10                     *
                  *              20129   M I L A N O  (ITALIA)              *
                  *  TEL.        +39 02 2020221                             *
                  *                                                         *
                  *  email       bruno.becci@ceas.it                        *
                  *  Web Page    www.ceas.it     www.paratieplus.com        *
                  ***********************************************************



 JOB : NewProject.BaseDesignSection_28.SISMICAGEO_1273
 STARTING
ACCEPTED   <FILE,GENW                                                                >
ACCEPTED   <FILE,PLOTTER,BINARY                                                      >
ACCEPTED   <SOLVE TOTAL_STRESS                                                       >
ACCEPTED   <PARAM ITEMAX 40                                                          >
ACCEPTED   <CONTROL HINGES 0 0.0001 0.001                                            >


                  ***********************************************************
                  *                                                         *
                  *  WARNING : PORE PRESSURES ARE AUTOMATICALLY COMPUTED    *
                  *    BY THE PROGRAM.                                      *
                  ***********************************************************

PRELIMINARY OPERATIONS CPU TIME     0.00 [sec]
```

```
+-------------------------------------------------------------------------------------------------------------------------+
|                   PARATIEPLUS(TM)   NLS ENGINE RELEASE  2018.0    FULL VERSION  *Build date:Nov 13, 2017*               |
|                                                                                                                         |
|                                    NewProject.BaseDesignSection_28.SISMICAGEO_1273                                      |
|                                   Exe Time : 4 September 2018 18:06:14                                                  |
+-------------------------------------------------------------------------------------------------------------------------+


INPUT FILE HAS BEEN GENERATED BY WALGEN PROGRAM


New Project


NO. OF NODAL POINTS (NUMNP) ...................   69
NO. OF COORDINATES  (NCOORD)...................    2
NO. OF NODE DOFS    (NDOF).....................    2
NO. OF EQUATIONS    (NEQ)...................... 138
NO. OF CONSTRAINTS CARDS (NVINC)...............    0
NO. OF ELEMENT GROUPS (NEG).....................    4
NO. OF SOLUTION STEPS (NSTE)...................    6
NO. OF ELEMENT SETS ATTACHED TO SLAVE NODES ...    0
NO. OF RECORD FROM WALGEN .....................   99
NO. OF LONG NAMES (LASTNAME) ..................   24
LENGTH UNIT CHOICE ............................    3 (M   )
FORCE  UNIT CHOICE ............................    3 (KN  )
MAX PORE PRESSURE TABLE LENGTH.................    1
NO. OF ELEMENT GROUPS REQUIRING ADD. SLIP DOF .    0


IDOFA (01) =  2  Y-DISPL.F
IDOFA (02) =  4   X-ROT. F

 RELEVANT ITEMS UNITS

 STRESSES                  kPa
 Y-DISPLACEMENTS           m
 ROTATIONS                 RADIANS
 BEAM AND SLAB MOMENTS     kN*m/m
 BEAM SHEAR FORCES         kN/m
 ANCHOR FORCES             kN/m
 AXIAL FORCES IN TRUSSES   kN/m
 AXIAL FORCES SPRINGS      kN/m
 Y-REACTIONS               kN/m
 X-MOMENT REACTIONS        kN*m/m
 ETC.
```

```
+-----------------------------------------------------------------------------------------------------------------------+
|                  PARATIEPLUS(TM)   NLS ENGINE RELEASE  2018.0    FULL VERSION  *Build date:Nov 13, 2017*              |
|                                                                                                                       |
|                                  NewProject.BaseDesignSection_28.SISMICAGEO_1273                                      |
|                                 Exe Time : 4 September 2018 18:06:14                                                  |
+-----------------------------------------------------------------------------------------------------------------------+
                  P R E P R O C E S S O R     D A T A

                  N O.  O F   C O M M A N D S     99

   1 : UNIT  m kN
   2 : TITLE New Project
   3 : DELTA 0.2
   4 : option param itemax 40
   5 : option control hinges 0 0.0001 0.001
   6 : WALL LeftWall_32 0 -13.5 0 1
   7 : SOIL 0_L LeftWall_32 -13.5 0 1 0
   8 : SOIL 0_R LeftWall_32 -13.5 0 2 180
   9 : LDATA Rilevato_2_8_L_0 3 LeftWall_32
  10 : ATREST 0.5 0.5 1
  11 : WEIGHT 19 10 10
  12 : PERMEABILITY 0.0001
  13 : RESISTANCE 0 38 0 0 0
  14 : YOUNG 1.5E+04 4.5E+04
  15 : ENDL
  16 : LDATA DI1_164_167_L_0 0 LeftWall_32
  17 : ATREST 0.5 0.5 1
  18 : WEIGHT 16 6 10
  19 : PERMEABILITY 1E-05
  20 : RESISTANCE 0 30 0 0 0
  21 : YOUNG 3E+04 4.8E+04
  22 : ENDL
  23 : LDATA DI2_165_168_L_0 -5 LeftWall_32
  24 : ATREST 0.5 0.5 1
  25 : WEIGHT 16 6 10
  26 : PERMEABILITY 1E-05
  27 : RESISTANCE 1 33 0 0 0
  28 : YOUNG 6.8E+04 1.088E+05
  29 : ENDL
  30 : MATERIAL Fe360_108 2.06E+08
  31 : MATERIAL C2530_104 3.148E+07
  32 : MATERIAL acciaioarmonico_124 2.001E+08
  33 : MATERIAL C2025_103 2.996E+07
  34 : BEAM WallElement_33 LeftWall_32 -13.5 0 C2530_104 0.9794 00 00 0
  35 : WIRE Tieback_175 LeftWall_32 0 acciaioarmonico_124 7.29E-06 138.5 30 0 0
  36 : STRIP LeftWall_32 1 6 1 11 0 20 45
  37 : STRIP LeftWall_32 1 6 18 12 2.7 20 45
  38 : STEP Stage1_31
  39 : CHANGE Rilevato_2_8_L_0 U-FRICT=32.01 LeftWall_32
  40 : CHANGE Rilevato_2_8_L_0 D-FRICT=32.01 LeftWall_32
  41 : CHANGE Rilevato_2_8_L_0 U-KA=0.307 LeftWall_32
  42 : CHANGE Rilevato_2_8_L_0 U-KP=4.847 LeftWall_32
  43 : CHANGE Rilevato_2_8_L_0 D-KA=0.307 LeftWall_32
  44 : CHANGE Rilevato_2_8_L_0 D-KP=4.847 LeftWall_32
  45 : CHANGE DI1_164_167_L_0 U-FRICT=24.79 LeftWall_32
  46 : CHANGE DI1_164_167_L_0 D-FRICT=24.79 LeftWall_32
  47 : CHANGE DI1_164_167_L_0 U-KA=0.409 LeftWall_32
  48 : CHANGE DI1_164_167_L_0 U-KP=3.185 LeftWall_32
  49 : CHANGE DI1_164_167_L_0 D-KA=0.409 LeftWall_32
  50 : CHANGE DI1_164_167_L_0 D-KP=3.185 LeftWall_32
  51 : CHANGE DI2_165_168_L_0 U-FRICT=27.45 LeftWall_32
  52 : CHANGE DI2_165_168_L_0 D-FRICT=27.45 LeftWall_32
  53 : CHANGE DI2_165_168_L_0 U-KA=0.369 LeftWall_32
  54 : CHANGE DI2_165_168_L_0 U-KP=4.248 LeftWall_32
  55 : CHANGE DI2_165_168_L_0 D-KA=0.369 LeftWall_32
  56 : CHANGE DI2_165_168_L_0 D-KP=3.695 LeftWall_32
  57 : CHANGE Rilevato_2_8_L_0 U-COHE=0 LeftWall_32
  58 : CHANGE Rilevato_2_8_L_0 U-ADHES=0 LeftWall_32
  59 : CHANGE Rilevato_2_8_L_0 D-COHE=0 LeftWall_32
  60 : CHANGE Rilevato_2_8_L_0 D-ADHES=0 LeftWall_32
  61 : CHANGE DI1_164_167_L_0 U-COHE=0 LeftWall_32
```

```
62 : CHANGE DI1_164_167_L_0 U-ADHES=0 LeftWall_32
63 : CHANGE DI1_164_167_L_0 D-COHE=0 LeftWall_32
64 : CHANGE DI1_164_167_L_0 D-ADHES=0 LeftWall_32
65 : CHANGE DI2_165_168_L_0 U-COHE=0.8 LeftWall_32
66 : CHANGE DI2_165_168_L_0 U-ADHES=0 LeftWall_32
67 : CHANGE DI2_165_168_L_0 D-COHE=0.8 LeftWall_32
68 : CHANGE DI2_165_168_L_0 D-ADHES=0 LeftWall_32
69 : SETWALL LeftWall_32
70 : GEOM 0 0
71 : WATER -18 0 -13.5 0 0
72 : ADD WallElement_33
73 : ENDSTEP
74 : STEP Stage2_183
75 : SETWALL LeftWall_32
76 : GEOM 0 -1
77 : WATER -18 0 -13.5 0 0
78 : ENDSTEP
79 : STEP Stage3_283
80 : SETWALL LeftWall_32
81 : GEOM 0 -1
82 : WATER -18 0 -13.5 0 0
83 : ADD Tieback_175
84 : ENDSTEP
85 : STEP Stage4_383
86 : SETWALL LeftWall_32
87 : GEOM 0 -9
88 : WATER -18 0 -13.5 0 0
89 : ENDSTEP
90 : STEP Stage5_744
91 : SETWALL LeftWall_32
92 : GEOM 0 -8.5
93 : WATER -18 0 -13.5 0 0
94 : ENDSTEP
95 : STEP Stage6_2841
96 : SETWALL LeftWall_32
97 : GEOM 0 -8.5
98 : WATER -18 0 -13.5 0 0
99 : ENDSTEP
```

```
+-----------------------------------------------------------------------------------------------------------------------+
|                  PARATIEPLUS(TM)   NLS ENGINE RELEASE  2018.0    FULL VERSION  *Build date:Nov 13, 2017*              |
|                                                                                                                       |
|                                   NewProject.BaseDesignSection_28.SISMICAGEO_1273                                     |
|                                  Exe Time : 4 September 2018 18:06:14                                                 |
+-----------------------------------------------------------------------------------------------------------------------+
N O D A L   P O I N T   D A T A
--------------------------------

NODE     Y-COORD     Z-COORD / NODE     Y-COORD     Z-COORD / NODE     Y-COORD     Z-COORD / NODE     Y-COORD     Z-COORD /

   1  0.0000      0.0000     /    2  0.0000    -0.20000     /    3  0.0000    -0.40000     /    4  0.0000    -0.60000     /
   5  0.0000    -0.80000     /    6  0.0000     -1.0000     /    7  0.0000     -1.2000     /    8  0.0000     -1.4000     /
   9  0.0000     -1.6000     /   10  0.0000     -1.8000     /   11  0.0000     -2.0000     /   12  0.0000     -2.2000     /
  13  0.0000     -2.4000     /   14  0.0000     -2.6000     /   15  0.0000     -2.8000     /   16  0.0000     -3.0000     /
  17  0.0000     -3.2000     /   18  0.0000     -3.4000     /   19  0.0000     -3.6000     /   20  0.0000     -3.8000     /
  21  0.0000     -4.0000     /   22  0.0000     -4.2000     /   23  0.0000     -4.4000     /   24  0.0000     -4.6000     /
  25  0.0000     -4.8000     /   26  0.0000     -5.0000     /   27  0.0000     -5.2000     /   28  0.0000     -5.4000     /
  29  0.0000     -5.6000     /   30  0.0000     -5.8000     /   31  0.0000     -6.0000     /   32  0.0000     -6.2000     /
  33  0.0000     -6.4000     /   34  0.0000     -6.6000     /   35  0.0000     -6.8000     /   36  0.0000     -7.0000     /
  37  0.0000     -7.2000     /   38  0.0000     -7.4000     /   39  0.0000     -7.6000     /   40  0.0000     -7.8000     /
  41  0.0000     -8.0000     /   42  0.0000     -8.2000     /   43  0.0000     -8.4000     /   44  0.0000     -8.6000     /
  45  0.0000     -8.8000     /   46  0.0000     -9.0000     /   47  0.0000     -9.2000     /   48  0.0000     -9.4000     /
  49  0.0000     -9.6000     /   50  0.0000     -9.8000     /   51  0.0000     -10.000     /   52  0.0000     -10.200     /
  53  0.0000     -10.400     /   54  0.0000     -10.600     /   55  0.0000     -10.800     /   56  0.0000     -11.000     /
  57  0.0000     -11.200     /   58  0.0000     -11.400     /   59  0.0000     -11.600     /   60  0.0000     -11.800     /
  61  0.0000     -12.000     /   62  0.0000     -12.200     /   63  0.0000     -12.400     /   64  0.0000     -12.600     /
  65  0.0000     -12.800     /   66  0.0000     -13.000     /   67  0.0000     -13.200     /   68  0.0000     -13.400     /
  69  0.0000     -13.500     /
```

```
+-----------------------------------------------------------------------------------------------------------------------+
|                   PARATIEPLUS(TM)   NLS ENGINE RELEASE  2018.0    FULL VERSION  *Build date:Nov 13, 2017*              |
|                                                                                                                       |
|                                    NewProject.BaseDesignSection_28.SISMICAGEO_1273                                    |
|                                   Exe Time : 4 September 2018 18:06:14                                                |
+-----------------------------------------------------------------------------------------------------------------------+
 ELEMENT GROUP NO.  1

0_L                                                                :
   5  69   0   1   0   0   0   0   0   0   0   0   0   0   0   3   0   0   0   0
....................................
..........2D PLASTIC SOIL ..........
....................................

element group behaviour throughout stage analysis

stage   status
-------------------
    1   active
    2   active
    3   active
    4   active
    5   active
    6   active

 material set no.    1

 prop( 1) angle              0.00000
 prop( 2) layer as foreseen  1.00000


 material set no.    2

 prop( 1) angle              0.00000
 prop( 2) layer as foreseen  2.00000


 material set no.    3

 prop( 1) angle              0.00000
 prop( 2) layer as foreseen  3.00000


 element data

   el    n  mat      area     .....     .....     .....      flag
-----------------------------------------------------------------

    1    1    2   0.1000     0.000     0.000     0.000     1.000
    2    2    2   0.2000     0.000     0.000     0.000     1.000
    3    3    2   0.2000     0.000     0.000     0.000     1.000
    4    4    2   0.2000     0.000     0.000     0.000     1.000
    5    5    2   0.2000     0.000     0.000     0.000     1.000
    6    6    2   0.2000     0.000     0.000     0.000     1.000
    7    7    2   0.2000     0.000     0.000     0.000     1.000
    8    8    2   0.2000     0.000     0.000     0.000     1.000
    9    9    2   0.2000     0.000     0.000     0.000     1.000
   10   10    2   0.2000     0.000     0.000     0.000     1.000
   11   11    2   0.2000     0.000     0.000     0.000     1.000
   12   12    2   0.2000     0.000     0.000     0.000     1.000
   13   13    2   0.2000     0.000     0.000     0.000     1.000
   14   14    2   0.2000     0.000     0.000     0.000     1.000
   15   15    2   0.2000     0.000     0.000     0.000     1.000
   16   16    2   0.2000     0.000     0.000     0.000     1.000
   17   17    2   0.2000     0.000     0.000     0.000     1.000
   18   18    2   0.2000     0.000     0.000     0.000     1.000
   19   19    2   0.2000     0.000     0.000     0.000     1.000
   20   20    2   0.2000     0.000     0.000     0.000     1.000
   21   21    2   0.2000     0.000     0.000     0.000     1.000
   22   22    2   0.2000     0.000     0.000     0.000     1.000
   23   23    2   0.2000     0.000     0.000     0.000     1.000
```

24	24	2	0.2000	0.000	0.000	0.000	1.000
25	25	2	0.2000	0.000	0.000	0.000	1.000
26	26	2	0.2000	0.000	0.000	0.000	1.000
27	27	3	0.2000	0.000	0.000	0.000	1.000
28	28	3	0.2000	0.000	0.000	0.000	1.000
29	29	3	0.2000	0.000	0.000	0.000	1.000
30	30	3	0.2000	0.000	0.000	0.000	1.000
31	31	3	0.2000	0.000	0.000	0.000	1.000
32	32	3	0.2000	0.000	0.000	0.000	1.000
33	33	3	0.2000	0.000	0.000	0.000	1.000
34	34	3	0.2000	0.000	0.000	0.000	1.000
35	35	3	0.2000	0.000	0.000	0.000	1.000
36	36	3	0.2000	0.000	0.000	0.000	1.000
37	37	3	0.2000	0.000	0.000	0.000	1.000
38	38	3	0.2000	0.000	0.000	0.000	1.000
39	39	3	0.2000	0.000	0.000	0.000	1.000
40	40	3	0.2000	0.000	0.000	0.000	1.000
41	41	3	0.2000	0.000	0.000	0.000	1.000
42	42	3	0.2000	0.000	0.000	0.000	1.000
43	43	3	0.2000	0.000	0.000	0.000	1.000
44	44	3	0.2000	0.000	0.000	0.000	1.000
45	45	3	0.2000	0.000	0.000	0.000	1.000
46	46	3	0.2000	0.000	0.000	0.000	1.000
47	47	3	0.2000	0.000	0.000	0.000	1.000
48	48	3	0.2000	0.000	0.000	0.000	1.000
49	49	3	0.2000	0.000	0.000	0.000	1.000
50	50	3	0.2000	0.000	0.000	0.000	1.000
51	51	3	0.2000	0.000	0.000	0.000	1.000
52	52	3	0.2000	0.000	0.000	0.000	1.000
53	53	3	0.2000	0.000	0.000	0.000	1.000
54	54	3	0.2000	0.000	0.000	0.000	1.000
55	55	3	0.2000	0.000	0.000	0.000	1.000
56	56	3	0.2000	0.000	0.000	0.000	1.000
57	57	3	0.2000	0.000	0.000	0.000	1.000
58	58	3	0.2000	0.000	0.000	0.000	1.000
59	59	3	0.2000	0.000	0.000	0.000	1.000
60	60	3	0.2000	0.000	0.000	0.000	1.000
61	61	3	0.2000	0.000	0.000	0.000	1.000
62	62	3	0.2000	0.000	0.000	0.000	1.000
63	63	3	0.2000	0.000	0.000	0.000	1.000
64	64	3	0.2000	0.000	0.000	0.000	1.000
65	65	3	0.2000	0.000	0.000	0.000	1.000
66	66	3	0.2000	0.000	0.000	0.000	1.000
67	67	3	0.2000	0.000	0.000	0.000	1.000
68	68	3	0.1500	0.000	0.000	0.000	1.000
69	69	3	0.5000E-01	0.000	0.000	0.000	1.000

```
+-----------------------------------------------------------------------------------------------------------------------+
|                   PARATIEPLUS(TM)   NLS ENGINE RELEASE  2018.0    FULL VERSION  *Build date:Nov 13, 2017*              |
|                                                                                                                       |
|                                    NewProject.BaseDesignSection_28.SISMICAGEO_1273                                    |
|                                   Exe Time : 4 September 2018 18:06:14                                                |
+-----------------------------------------------------------------------------------------------------------------------+
 ELEMENT GROUP NO.  2

0_R                                                                :
   5  69   0   1   0   0   0   0   0   0   0   0   0   0   0   3   0   0   0   0
....................................
..........2D PLASTIC SOIL ..........
....................................

element group behaviour throughout stage analysis

stage   status
-------------------
    1   active
    2   active
    3   active
    4   active
    5   active
    6   active

 material set no.    1

 prop( 1) angle              180.000
 prop( 2) layer as foreseen  1.00000


 material set no.    2

 prop( 1) angle              180.000
 prop( 2) layer as foreseen  2.00000


 material set no.    3

 prop( 1) angle              180.000
 prop( 2) layer as foreseen  3.00000


 element data

   el    n  mat      area     .....     .....     .....      flag
-----------------------------------------------------------------

    1    1    2   0.1000     0.000     0.000     0.000     2.000
    2    2    2   0.2000     0.000     0.000     0.000     2.000
    3    3    2   0.2000     0.000     0.000     0.000     2.000
    4    4    2   0.2000     0.000     0.000     0.000     2.000
    5    5    2   0.2000     0.000     0.000     0.000     2.000
    6    6    2   0.2000     0.000     0.000     0.000     2.000
    7    7    2   0.2000     0.000     0.000     0.000     2.000
    8    8    2   0.2000     0.000     0.000     0.000     2.000
    9    9    2   0.2000     0.000     0.000     0.000     2.000
   10   10    2   0.2000     0.000     0.000     0.000     2.000
   11   11    2   0.2000     0.000     0.000     0.000     2.000
   12   12    2   0.2000     0.000     0.000     0.000     2.000
   13   13    2   0.2000     0.000     0.000     0.000     2.000
   14   14    2   0.2000     0.000     0.000     0.000     2.000
   15   15    2   0.2000     0.000     0.000     0.000     2.000
   16   16    2   0.2000     0.000     0.000     0.000     2.000
   17   17    2   0.2000     0.000     0.000     0.000     2.000
   18   18    2   0.2000     0.000     0.000     0.000     2.000
   19   19    2   0.2000     0.000     0.000     0.000     2.000
   20   20    2   0.2000     0.000     0.000     0.000     2.000
   21   21    2   0.2000     0.000     0.000     0.000     2.000
   22   22    2   0.2000     0.000     0.000     0.000     2.000
   23   23    2   0.2000     0.000     0.000     0.000     2.000
```

24	24	2	0.2000	0.000	0.000	0.000	2.000
25	25	2	0.2000	0.000	0.000	0.000	2.000
26	26	2	0.2000	0.000	0.000	0.000	2.000
27	27	3	0.2000	0.000	0.000	0.000	2.000
28	28	3	0.2000	0.000	0.000	0.000	2.000
29	29	3	0.2000	0.000	0.000	0.000	2.000
30	30	3	0.2000	0.000	0.000	0.000	2.000
31	31	3	0.2000	0.000	0.000	0.000	2.000
32	32	3	0.2000	0.000	0.000	0.000	2.000
33	33	3	0.2000	0.000	0.000	0.000	2.000
34	34	3	0.2000	0.000	0.000	0.000	2.000
35	35	3	0.2000	0.000	0.000	0.000	2.000
36	36	3	0.2000	0.000	0.000	0.000	2.000
37	37	3	0.2000	0.000	0.000	0.000	2.000
38	38	3	0.2000	0.000	0.000	0.000	2.000
39	39	3	0.2000	0.000	0.000	0.000	2.000
40	40	3	0.2000	0.000	0.000	0.000	2.000
41	41	3	0.2000	0.000	0.000	0.000	2.000
42	42	3	0.2000	0.000	0.000	0.000	2.000
43	43	3	0.2000	0.000	0.000	0.000	2.000
44	44	3	0.2000	0.000	0.000	0.000	2.000
45	45	3	0.2000	0.000	0.000	0.000	2.000
46	46	3	0.2000	0.000	0.000	0.000	2.000
47	47	3	0.2000	0.000	0.000	0.000	2.000
48	48	3	0.2000	0.000	0.000	0.000	2.000
49	49	3	0.2000	0.000	0.000	0.000	2.000
50	50	3	0.2000	0.000	0.000	0.000	2.000
51	51	3	0.2000	0.000	0.000	0.000	2.000
52	52	3	0.2000	0.000	0.000	0.000	2.000
53	53	3	0.2000	0.000	0.000	0.000	2.000
54	54	3	0.2000	0.000	0.000	0.000	2.000
55	55	3	0.2000	0.000	0.000	0.000	2.000
56	56	3	0.2000	0.000	0.000	0.000	2.000
57	57	3	0.2000	0.000	0.000	0.000	2.000
58	58	3	0.2000	0.000	0.000	0.000	2.000
59	59	3	0.2000	0.000	0.000	0.000	2.000
60	60	3	0.2000	0.000	0.000	0.000	2.000
61	61	3	0.2000	0.000	0.000	0.000	2.000
62	62	3	0.2000	0.000	0.000	0.000	2.000
63	63	3	0.2000	0.000	0.000	0.000	2.000
64	64	3	0.2000	0.000	0.000	0.000	2.000
65	65	3	0.2000	0.000	0.000	0.000	2.000
66	66	3	0.2000	0.000	0.000	0.000	2.000
67	67	3	0.2000	0.000	0.000	0.000	2.000
68	68	3	0.1500	0.000	0.000	0.000	2.000
69	69	3	0.5000E-01	0.000	0.000	0.000	2.000

```
+-------------------------------------------------------------------------------------------------------------------------------+
|                   PARATIEPLUS(TM)   NLS ENGINE RELEASE  2018.0    FULL VERSION  *Build date:Nov 13, 2017*                     |
|                                                                                                                               |
|                                    NewProject.BaseDesignSection_28.SISMICAGEO_1273                                            |
|                                   Exe Time : 4 September 2018 18:06:14                                                        |
+-------------------------------------------------------------------------------------------------------------------------------+
 ELEMENT GROUP NO.  3

WallElement_33                                                :
   2  68   0   1   0   0   0   0   0   0   0   0   0   0   0   1   0   0   1   0
.....................................
.........2D WALL ELEMENT...........
.....................................

element group behaviour throughout stage analysis

stage   status
------------------
    1   active
    2   active
    3   active
    4   active
    5   active
    6   active

 material set no.    1

 prop( 1) young modulus      0.314800E+08
 prop( 2) modification  time  0.00000
 prop( 3) new young modulus   0.00000
 prop( 4) poisson ratio       0.00000
 prop( 5) future ............0.294300E-43

 no. of step variable items:     1
 step  inertia multipier
--------------------------
    1   1.000
    2   1.000
    3   1.000
    4   1.000
    5   1.000
    6   1.000

 element data

   el   na   nb  mat      erc1      erc2     thick      by-i      by-j
-------------------------------------------------------------

    1    1    2    1    0.000     0.000    0.9794     0.000     0.000
    2    2    3    1    0.000     0.000    0.9794     0.000     0.000
    3    3    4    1    0.000     0.000    0.9794     0.000     0.000
    4    4    5    1    0.000     0.000    0.9794     0.000     0.000
    5    5    6    1    0.000     0.000    0.9794     0.000     0.000
    6    6    7    1    0.000     0.000    0.9794     0.000     0.000
    7    7    8    1    0.000     0.000    0.9794     0.000     0.000
    8    8    9    1    0.000     0.000    0.9794     0.000     0.000
    9    9   10    1    0.000     0.000    0.9794     0.000     0.000
   10   10   11    1    0.000     0.000    0.9794     0.000     0.000
   11   11   12    1    0.000     0.000    0.9794     0.000     0.000
   12   12   13    1    0.000     0.000    0.9794     0.000     0.000
   13   13   14    1    0.000     0.000    0.9794     0.000     0.000
   14   14   15    1    0.000     0.000    0.9794     0.000     0.000
   15   15   16    1    0.000     0.000    0.9794     0.000     0.000
   16   16   17    1    0.000     0.000    0.9794     0.000     0.000
   17   17   18    1    0.000     0.000    0.9794     0.000     0.000
   18   18   19    1    0.000     0.000    0.9794     0.000     0.000
   19   19   20    1    0.000     0.000    0.9794     0.000     0.000
   20   20   21    1    0.000     0.000    0.9794     0.000     0.000
   21   21   22    1    0.000     0.000    0.9794     0.000     0.000
   22   22   23    1    0.000     0.000    0.9794     0.000     0.000
   23   23   24    1    0.000     0.000    0.9794     0.000     0.000
```

24	24	25	1	0.000	0.000	0.9794	0.000	0.000
25	25	26	1	0.000	0.000	0.9794	0.000	0.000
26	26	27	1	0.000	0.000	0.9794	0.000	0.000
27	27	28	1	0.000	0.000	0.9794	0.000	0.000
28	28	29	1	0.000	0.000	0.9794	0.000	0.000
29	29	30	1	0.000	0.000	0.9794	0.000	0.000
30	30	31	1	0.000	0.000	0.9794	0.000	0.000
31	31	32	1	0.000	0.000	0.9794	0.000	0.000
32	32	33	1	0.000	0.000	0.9794	0.000	0.000
33	33	34	1	0.000	0.000	0.9794	0.000	0.000
34	34	35	1	0.000	0.000	0.9794	0.000	0.000
35	35	36	1	0.000	0.000	0.9794	0.000	0.000
36	36	37	1	0.000	0.000	0.9794	0.000	0.000
37	37	38	1	0.000	0.000	0.9794	0.000	0.000
38	38	39	1	0.000	0.000	0.9794	0.000	0.000
39	39	40	1	0.000	0.000	0.9794	0.000	0.000
40	40	41	1	0.000	0.000	0.9794	0.000	0.000
41	41	42	1	0.000	0.000	0.9794	0.000	0.000
42	42	43	1	0.000	0.000	0.9794	0.000	0.000
43	43	44	1	0.000	0.000	0.9794	0.000	0.000
44	44	45	1	0.000	0.000	0.9794	0.000	0.000
45	45	46	1	0.000	0.000	0.9794	0.000	0.000
46	46	47	1	0.000	0.000	0.9794	0.000	0.000
47	47	48	1	0.000	0.000	0.9794	0.000	0.000
48	48	49	1	0.000	0.000	0.9794	0.000	0.000
49	49	50	1	0.000	0.000	0.9794	0.000	0.000
50	50	51	1	0.000	0.000	0.9794	0.000	0.000
51	51	52	1	0.000	0.000	0.9794	0.000	0.000
52	52	53	1	0.000	0.000	0.9794	0.000	0.000
53	53	54	1	0.000	0.000	0.9794	0.000	0.000
54	54	55	1	0.000	0.000	0.9794	0.000	0.000
55	55	56	1	0.000	0.000	0.9794	0.000	0.000
56	56	57	1	0.000	0.000	0.9794	0.000	0.000
57	57	58	1	0.000	0.000	0.9794	0.000	0.000
58	58	59	1	0.000	0.000	0.9794	0.000	0.000
59	59	60	1	0.000	0.000	0.9794	0.000	0.000
60	60	61	1	0.000	0.000	0.9794	0.000	0.000
61	61	62	1	0.000	0.000	0.9794	0.000	0.000
62	62	63	1	0.000	0.000	0.9794	0.000	0.000
63	63	64	1	0.000	0.000	0.9794	0.000	0.000
64	64	65	1	0.000	0.000	0.9794	0.000	0.000
65	65	66	1	0.000	0.000	0.9794	0.000	0.000
66	66	67	1	0.000	0.000	0.9794	0.000	0.000
67	67	68	1	0.000	0.000	0.9794	0.000	0.000
68	68	69	1	0.000	0.000	0.9794	0.000	0.000

```
+-------------------------------------------------------------------------------------------------------------------------------+
|                   PARATIEPLUS(TM)   NLS ENGINE RELEASE  2018.0    FULL VERSION  *Build date:Nov 13, 2017*                    |
|                                                                                                                               |
|                                    NewProject.BaseDesignSection_28.SISMICAGEO_1273                                            |
|                                   Exe Time : 4 September 2018 18:06:14                                                        |
+-------------------------------------------------------------------------------------------------------------------------------+
 ELEMENT GROUP NO.  4

Tieback_175                                                 :
   6   1   0   1   0   0   0   0   0   0   0   0   0   0   0   1   0   0   2   0
.....................................
.........2D POST-TENSION ANCHOR....
.....................................

element group behaviour throughout stage analysis

stage   status
------------------
    1  inactive
    2  inactive
    3   active
    4   active
    5   active
    6   active

 material set no.    1

 prop( 1) angle          30.0000
 prop( 2) young modulus 0.200100E+09
 prop( 3) modification  time  0.00000
 prop( 4) new young modulus   0.00000

 no. of step variable items:     2
 step   -ve lim     +ve lim
-----------------------------
    1   0.000       0.000
    2   0.000       0.000
    3   0.000       0.000
    4   0.000       0.000
    5   0.000       0.000
    6   0.000       0.000

 element data

   el    n  mat       a/l     pinit    yieldc    yieldt
-----------------------------------------------------------

    1    1    1   0.7290E-05 138.5     0.000     0.000
```

```
+-------------------------------------------------------------------------------------------------------------------------+
|                   PARATIEPLUS(TM)   NLS ENGINE RELEASE  2018.0    FULL VERSION  *Build date:Nov 13, 2017*              |
|                                                                                                                         |
|                                    NewProject.BaseDesignSection_28.SISMICAGEO_1273                                      |
|                                   Exe Time : 4 September 2018 18:06:14                                                  |
+-------------------------------------------------------------------------------------------------------------------------+


NO. OF NODAL LOADS  (NLOAD) ...................    0
NO. OF LOAD CURVES  (NLCUR) ...................   12
MAXIMUM POINTS/LCURVE (NPTM)...................    5
```

```
+-------------------------------------------------------------------------------------------------------------------------+
|                  PARATIEPLUS(TM)   NLS ENGINE RELEASE  2018.0    FULL VERSION  *Build date:Nov 13, 2017*              |
|                                                                                                                         |
|                                    NewProject.BaseDesignSection_28.SISMICAGEO_1273                                      |
|                                   Exe Time : 4 September 2018 18:06:14                                                  |
+-------------------------------------------------------------------------------------------------------------------------+
L O A D     D A T A


    LOAD FUNCTION NUMBER   =    1
    NUMBER OF TIME POINTS  =    5

    TIME VALUE      FUNCTION

       0.00000    0.0000E+00
       0.80000    0.0000E+00
       1.00000    0.1000E+01
       1.20000    0.0000E+00
       7.00000    0.0000E+00


    LOAD FUNCTION NUMBER   =    2
    NUMBER OF TIME POINTS  =    5

    TIME VALUE      FUNCTION

       0.00000    0.0000E+00
       1.80000    0.0000E+00
       2.00000    0.1000E+01
       2.20000    0.0000E+00
       7.00000    0.0000E+00


    LOAD FUNCTION NUMBER   =    3
    NUMBER OF TIME POINTS  =    5

    TIME VALUE      FUNCTION

       0.00000    0.0000E+00
       2.80000    0.0000E+00
       3.00000    0.1000E+01
       3.20000    0.0000E+00
       7.00000    0.0000E+00


    LOAD FUNCTION NUMBER   =    4
    NUMBER OF TIME POINTS  =    5

    TIME VALUE      FUNCTION

       0.00000    0.0000E+00
       3.80000    0.0000E+00
       4.00000    0.1000E+01
       4.20000    0.0000E+00
       7.00000    0.0000E+00


    LOAD FUNCTION NUMBER   =    5
    NUMBER OF TIME POINTS  =    5

    TIME VALUE      FUNCTION

       0.00000    0.0000E+00
       4.80000    0.0000E+00
       5.00000    0.1000E+01
       5.20000    0.0000E+00
```

```
   7.00000    0.0000E+00


LOAD FUNCTION NUMBER   =    6
NUMBER OF TIME POINTS  =    5

TIME VALUE      FUNCTION

   0.00000    0.0000E+00
   5.80000    0.0000E+00
   6.00000    0.1000E+01
   6.20000    0.0000E+00
   7.00000    0.0000E+00


LOAD FUNCTION NUMBER   =    7
NUMBER OF TIME POINTS  =    4

TIME VALUE      FUNCTION

   0.00000    0.0000E+00
   0.80000    0.0000E+00
   1.00000    0.1000E+01
   7.00000    0.1000E+01


LOAD FUNCTION NUMBER   =    8
NUMBER OF TIME POINTS  =    4

TIME VALUE      FUNCTION

   0.00000    0.0000E+00
   1.80000    0.0000E+00
   2.00000    0.1000E+01
   7.00000    0.1000E+01


LOAD FUNCTION NUMBER   =    9
NUMBER OF TIME POINTS  =    4

TIME VALUE      FUNCTION

   0.00000    0.0000E+00
   2.80000    0.0000E+00
   3.00000    0.1000E+01
   7.00000    0.1000E+01


LOAD FUNCTION NUMBER   =   10
NUMBER OF TIME POINTS  =    4

TIME VALUE      FUNCTION

   0.00000    0.0000E+00
   3.80000    0.0000E+00
   4.00000    0.1000E+01
   7.00000    0.1000E+01


LOAD FUNCTION NUMBER   =   11
NUMBER OF TIME POINTS  =    4

TIME VALUE      FUNCTION

   0.00000    0.0000E+00
   4.80000    0.0000E+00
   5.00000    0.1000E+01
   7.00000    0.1000E+01
```

```
     LOAD FUNCTION NUMBER   =   12
     NUMBER OF TIME POINTS  =    4

     TIME VALUE      FUNCTION

        0.00000    0.0000E+00
        5.80000    0.0000E+00
        6.00000    0.1000E+01
        7.00000    0.1000E+01


 NO. OF DISTRIBUTED LOAD CARDS     0
```

```
+-------------------------------------------------------------------------------------------------------------------------+
|                   PARATIEPLUS(TM)   NLS ENGINE RELEASE  2018.0    FULL VERSION  *Build date:Nov 13, 2017*              |
|                                                                                                                         |
|                                    NewProject.BaseDesignSection_28.SISMICAGEO_1273                                      |
|                                   Exe Time : 4 September 2018 18:06:14                                                  |
+-------------------------------------------------------------------------------------------------------------------------+
L O A D     B A L A N C E

STEP     1 TOTAL APPLIED LOAD IN DIR.  2  Y-DISPL.F       0.0000000
STEP     1 TOTAL APPLIED LOAD IN DIR.  4   X-ROT. F       0.0000000

STEP     2 TOTAL APPLIED LOAD IN DIR.  2  Y-DISPL.F       0.0000000
STEP     2 TOTAL APPLIED LOAD IN DIR.  4   X-ROT. F       0.0000000

STEP     3 TOTAL APPLIED LOAD IN DIR.  2  Y-DISPL.F       0.0000000
STEP     3 TOTAL APPLIED LOAD IN DIR.  4   X-ROT. F       0.0000000

STEP     4 TOTAL APPLIED LOAD IN DIR.  2  Y-DISPL.F       0.0000000
STEP     4 TOTAL APPLIED LOAD IN DIR.  4   X-ROT. F       0.0000000

STEP     5 TOTAL APPLIED LOAD IN DIR.  2  Y-DISPL.F       0.0000000
STEP     5 TOTAL APPLIED LOAD IN DIR.  4   X-ROT. F       0.0000000

STEP     6 TOTAL APPLIED LOAD IN DIR.  2  Y-DISPL.F       0.0000000
STEP     6 TOTAL APPLIED LOAD IN DIR.  4   X-ROT. F       0.0000000


                    LOAD INPUT SECTION COMPLETED
```

```
+-------------------------------------------------------------------------------------------------------------------------+
|                   PARATIEPLUS(TM)   NLS ENGINE RELEASE  2018.0    FULL VERSION  *Build date:Nov 13, 2017*              |
|                                                                                                                         |
|                                    NewProject.BaseDesignSection_28.SISMICAGEO_1273                                      |
|                                   Exe Time : 4 September 2018 18:06:14                                                  |
+-------------------------------------------------------------------------------------------------------------------------+


NO. OF LAYERS ..............................    3
NO. OF DATA PER LAYER.......................  100
```

```
+-------------------------------------------------------------------------------------------------------------------------+
|                   PARATIEPLUS(TM)   NLS ENGINE RELEASE  2018.0    FULL VERSION  *Build date:Nov 13, 2017*              |
|                                                                                                                         |
|                                    NewProject.BaseDesignSection_28.SISMICAGEO_1273                                      |
|                                   Exe Time : 4 September 2018 18:06:14                                                  |
+-------------------------------------------------------------------------------------------------------------------------+

LAYER DESCRIPTORS FOR STEP NO.    1


 NON ZERO LAYER DESCRIPTORS FOR LAYER NO.    1 FOR STEP NO.    1

ITEM NO.   1<NAME    >=  16.000     (BOTH WALLS)
ITEM NO.   2<NATURE  >=  1.0000     (BOTH WALLS)
ITEM NO.   3<LEVEL   >=  3.0000     (BOTH WALLS)
ITEM NO.   4<WALL    >=  1.0000     (BOTH WALLS)
ITEM NO.   5<GAMMAD  >=  19.000     (BOTH WALLS)
ITEM NO.   6<GAMMAB  >=  10.000     (BOTH WALLS)
ITEM NO.   7<GAMMAW  >=  10.000     (BOTH WALLS)
ITEM NO.   9<U-FRICT >=  32.010     WALL NO.        1
ITEM NO.   9<U-FRICT >=  38.000     WALL NO.        2
ITEM NO.  10<U-KA    >= 0.30700     WALL NO.        1
ITEM NO.  11<U-KP    >=  4.8470     WALL NO.        1
ITEM NO.  12<K0-NC   >= 0.50000     (BOTH WALLS)
ITEM NO.  13<NEXP    >= 0.50000     (BOTH WALLS)
ITEM NO.  14<OCR     >=  1.0000     (BOTH WALLS)
ITEM NO.  16<MODEL   >=  1.0000     (BOTH WALLS)
ITEM NO.  17<EVC     >=  15000.     (BOTH WALLS)
ITEM NO.  18<EUR     >=  45000.     (BOTH WALLS)
ITEM NO.  27<U-PERM  >= 0.10000E-03 (BOTH WALLS)
ITEM NO.  52<D-NATURE>=  1.0000     (BOTH WALLS)
ITEM NO.  53<D-LEVEL >=  0.0000     (BOTH WALLS)
ITEM NO.  59<D-FRICT >=  32.010     WALL NO.        1
ITEM NO.  59<D-FRICT >=  38.000     WALL NO.        2
ITEM NO.  60<D-KA    >= 0.30700     WALL NO.        1
ITEM NO.  61<D-KP    >=  4.8470     WALL NO.        1
ITEM NO.  77<D-PERM  >= 0.10000E-03 (BOTH WALLS)

 NON ZERO LAYER DESCRIPTORS FOR LAYER NO.    2 FOR STEP NO.    1

ITEM NO.   1<NAME    >=  17.000     (BOTH WALLS)
ITEM NO.   2<NATURE  >=  1.0000     (BOTH WALLS)
ITEM NO.   3<LEVEL   >=  0.0000     (BOTH WALLS)
ITEM NO.   4<WALL    >=  1.0000     (BOTH WALLS)
ITEM NO.   5<GAMMAD  >=  16.000     (BOTH WALLS)
ITEM NO.   6<GAMMAB  >=  6.0000     (BOTH WALLS)
ITEM NO.   7<GAMMAW  >=  10.000     (BOTH WALLS)
ITEM NO.   9<U-FRICT >=  24.790     WALL NO.        1
ITEM NO.   9<U-FRICT >=  30.000     WALL NO.        2
ITEM NO.  10<U-KA    >= 0.40900     WALL NO.        1
ITEM NO.  11<U-KP    >=  3.1850     WALL NO.        1
ITEM NO.  12<K0-NC   >= 0.50000     (BOTH WALLS)
ITEM NO.  13<NEXP    >= 0.50000     (BOTH WALLS)
ITEM NO.  14<OCR     >=  1.0000     (BOTH WALLS)
ITEM NO.  16<MODEL   >=  1.0000     (BOTH WALLS)
ITEM NO.  17<EVC     >=  30000.     (BOTH WALLS)
ITEM NO.  18<EUR     >=  48000.     (BOTH WALLS)
ITEM NO.  27<U-PERM  >= 0.10000E-04 (BOTH WALLS)
ITEM NO.  52<D-NATURE>=  1.0000     (BOTH WALLS)
ITEM NO.  53<D-LEVEL >=  0.0000     (BOTH WALLS)
ITEM NO.  59<D-FRICT >=  24.790     WALL NO.        1
ITEM NO.  59<D-FRICT >=  30.000     WALL NO.        2
ITEM NO.  60<D-KA    >= 0.40900     WALL NO.        1
ITEM NO.  61<D-KP    >=  3.1850     WALL NO.        1
ITEM NO.  77<D-PERM  >= 0.10000E-04 (BOTH WALLS)

 NON ZERO LAYER DESCRIPTORS FOR LAYER NO.    3 FOR STEP NO.    1

ITEM NO.   1<NAME    >=  18.000     (BOTH WALLS)
ITEM NO.   2<NATURE  >=  1.0000     (BOTH WALLS)
ITEM NO.   3<LEVEL   >= -5.0000     (BOTH WALLS)
```

```
ITEM NO.   4<WALL    >=  1.0000     (BOTH WALLS)
ITEM NO.   5<GAMMAD  >=  16.000     (BOTH WALLS)
ITEM NO.   6<GAMMAB  >=  6.0000     (BOTH WALLS)
ITEM NO.   7<GAMMAW  >=  10.000     (BOTH WALLS)
ITEM NO.   8<U-COHE  >= 0.80000     WALL NO.        1
ITEM NO.   8<U-COHE  >=  1.0000     WALL NO.        2
ITEM NO.   9<U-FRICT >=  27.450     WALL NO.        1
ITEM NO.   9<U-FRICT >=  33.000     WALL NO.        2
ITEM NO.  10<U-KA    >= 0.36900     WALL NO.        1
ITEM NO.  11<U-KP    >=  4.2480     WALL NO.        1
ITEM NO.  12<K0-NC   >= 0.50000     (BOTH WALLS)
ITEM NO.  13<NEXP    >= 0.50000     (BOTH WALLS)
ITEM NO.  14<OCR     >=  1.0000     (BOTH WALLS)
ITEM NO.  16<MODEL   >=  1.0000     (BOTH WALLS)
ITEM NO.  17<EVC     >=  68000.     (BOTH WALLS)
ITEM NO.  18<EUR     >= 0.10880E+06 (BOTH WALLS)
ITEM NO.  27<U-PERM  >= 0.10000E-04 (BOTH WALLS)
ITEM NO.  52<D-NATURE>=  1.0000     (BOTH WALLS)
ITEM NO.  53<D-LEVEL >=  0.0000     (BOTH WALLS)
ITEM NO.  58<D-COHE  >= 0.80000     WALL NO.        1
ITEM NO.  58<D-COHE  >=  1.0000     WALL NO.        2
ITEM NO.  59<D-FRICT >=  27.450     WALL NO.        1
ITEM NO.  59<D-FRICT >=  33.000     WALL NO.        2
ITEM NO.  60<D-KA    >= 0.36900     WALL NO.        1
ITEM NO.  61<D-KP    >=  3.6950     WALL NO.        1
ITEM NO.  77<D-PERM  >= 0.10000E-04 (BOTH WALLS)

LAYER DESCRIPTORS FOR STEP NO.    2


 NON ZERO LAYER DESCRIPTORS FOR LAYER NO.    1 FOR STEP NO.    2

ITEM NO.   1<NAME    >=  16.000     (BOTH WALLS)
ITEM NO.   2<NATURE  >=  1.0000     (BOTH WALLS)
ITEM NO.   3<LEVEL   >=  3.0000     (BOTH WALLS)
ITEM NO.   4<WALL    >=  1.0000     (BOTH WALLS)
ITEM NO.   5<GAMMAD  >=  19.000     (BOTH WALLS)
ITEM NO.   6<GAMMAB  >=  10.000     (BOTH WALLS)
ITEM NO.   7<GAMMAW  >=  10.000     (BOTH WALLS)
ITEM NO.   9<U-FRICT >=  32.010     WALL NO.        1
ITEM NO.   9<U-FRICT >=  38.000     WALL NO.        2
ITEM NO.  10<U-KA    >= 0.30700     WALL NO.        1
ITEM NO.  11<U-KP    >=  4.8470     WALL NO.        1
ITEM NO.  12<K0-NC   >= 0.50000     (BOTH WALLS)
ITEM NO.  13<NEXP    >= 0.50000     (BOTH WALLS)
ITEM NO.  14<OCR     >=  1.0000     (BOTH WALLS)
ITEM NO.  16<MODEL   >=  1.0000     (BOTH WALLS)
ITEM NO.  17<EVC     >=  15000.     (BOTH WALLS)
ITEM NO.  18<EUR     >=  45000.     (BOTH WALLS)
ITEM NO.  27<U-PERM  >= 0.10000E-03 (BOTH WALLS)
ITEM NO.  52<D-NATURE>=  1.0000     (BOTH WALLS)
ITEM NO.  53<D-LEVEL >=  0.0000     (BOTH WALLS)
ITEM NO.  59<D-FRICT >=  32.010     WALL NO.        1
ITEM NO.  59<D-FRICT >=  38.000     WALL NO.        2
ITEM NO.  60<D-KA    >= 0.30700     WALL NO.        1
ITEM NO.  61<D-KP    >=  4.8470     WALL NO.        1
ITEM NO.  77<D-PERM  >= 0.10000E-03 (BOTH WALLS)

 NON ZERO LAYER DESCRIPTORS FOR LAYER NO.    2 FOR STEP NO.    2

ITEM NO.   1<NAME    >=  17.000     (BOTH WALLS)
ITEM NO.   2<NATURE  >=  1.0000     (BOTH WALLS)
ITEM NO.   3<LEVEL   >=  0.0000     (BOTH WALLS)
ITEM NO.   4<WALL    >=  1.0000     (BOTH WALLS)
ITEM NO.   5<GAMMAD  >=  16.000     (BOTH WALLS)
ITEM NO.   6<GAMMAB  >=  6.0000     (BOTH WALLS)
ITEM NO.   7<GAMMAW  >=  10.000     (BOTH WALLS)
ITEM NO.   9<U-FRICT >=  24.790     WALL NO.        1
ITEM NO.   9<U-FRICT >=  30.000     WALL NO.        2
ITEM NO.  10<U-KA    >= 0.40900     WALL NO.        1
ITEM NO.  11<U-KP    >=  3.1850     WALL NO.        1
ITEM NO.  12<K0-NC   >= 0.50000     (BOTH WALLS)
ITEM NO.  13<NEXP    >= 0.50000     (BOTH WALLS)
ITEM NO.  14<OCR     >=  1.0000     (BOTH WALLS)
```

```
ITEM NO.  16<MODEL   >=  1.0000     (BOTH WALLS)
ITEM NO.  17<EVC     >=  30000.     (BOTH WALLS)
ITEM NO.  18<EUR     >=  48000.     (BOTH WALLS)
ITEM NO.  27<U-PERM  >= 0.10000E-04 (BOTH WALLS)
ITEM NO.  52<D-NATURE>=  1.0000     (BOTH WALLS)
ITEM NO.  53<D-LEVEL >=  0.0000     (BOTH WALLS)
ITEM NO.  59<D-FRICT >=  24.790     WALL NO.        1
ITEM NO.  59<D-FRICT >=  30.000     WALL NO.        2
ITEM NO.  60<D-KA    >= 0.40900     WALL NO.        1
ITEM NO.  61<D-KP    >=  3.1850     WALL NO.        1
ITEM NO.  77<D-PERM  >= 0.10000E-04 (BOTH WALLS)

 NON ZERO LAYER DESCRIPTORS FOR LAYER NO.    3 FOR STEP NO.    2

ITEM NO.   1<NAME    >=  18.000     (BOTH WALLS)
ITEM NO.   2<NATURE  >=  1.0000     (BOTH WALLS)
ITEM NO.   3<LEVEL   >= -5.0000     (BOTH WALLS)
ITEM NO.   4<WALL    >=  1.0000     (BOTH WALLS)
ITEM NO.   5<GAMMAD  >=  16.000     (BOTH WALLS)
ITEM NO.   6<GAMMAB  >=  6.0000     (BOTH WALLS)
ITEM NO.   7<GAMMAW  >=  10.000     (BOTH WALLS)
ITEM NO.   8<U-COHE  >= 0.80000     WALL NO.        1
ITEM NO.   8<U-COHE  >=  1.0000     WALL NO.        2
ITEM NO.   9<U-FRICT >=  27.450     WALL NO.        1
ITEM NO.   9<U-FRICT >=  33.000     WALL NO.        2
ITEM NO.  10<U-KA    >= 0.36900     WALL NO.        1
ITEM NO.  11<U-KP    >=  4.2480     WALL NO.        1
ITEM NO.  12<K0-NC   >= 0.50000     (BOTH WALLS)
ITEM NO.  13<NEXP    >= 0.50000     (BOTH WALLS)
ITEM NO.  14<OCR     >=  1.0000     (BOTH WALLS)
ITEM NO.  16<MODEL   >=  1.0000     (BOTH WALLS)
ITEM NO.  17<EVC     >=  68000.     (BOTH WALLS)
ITEM NO.  18<EUR     >= 0.10880E+06 (BOTH WALLS)
ITEM NO.  27<U-PERM  >= 0.10000E-04 (BOTH WALLS)
ITEM NO.  52<D-NATURE>=  1.0000     (BOTH WALLS)
ITEM NO.  53<D-LEVEL >=  0.0000     (BOTH WALLS)
ITEM NO.  58<D-COHE  >= 0.80000     WALL NO.        1
ITEM NO.  58<D-COHE  >=  1.0000     WALL NO.        2
ITEM NO.  59<D-FRICT >=  27.450     WALL NO.        1
ITEM NO.  59<D-FRICT >=  33.000     WALL NO.        2
ITEM NO.  60<D-KA    >= 0.36900     WALL NO.        1
ITEM NO.  61<D-KP    >=  3.6950     WALL NO.        1
ITEM NO.  77<D-PERM  >= 0.10000E-04 (BOTH WALLS)

LAYER DESCRIPTORS FOR STEP NO.    3


 NON ZERO LAYER DESCRIPTORS FOR LAYER NO.    1 FOR STEP NO.    3

ITEM NO.   1<NAME    >=  16.000     (BOTH WALLS)
ITEM NO.   2<NATURE  >=  1.0000     (BOTH WALLS)
ITEM NO.   3<LEVEL   >=  3.0000     (BOTH WALLS)
ITEM NO.   4<WALL    >=  1.0000     (BOTH WALLS)
ITEM NO.   5<GAMMAD  >=  19.000     (BOTH WALLS)
ITEM NO.   6<GAMMAB  >=  10.000     (BOTH WALLS)
ITEM NO.   7<GAMMAW  >=  10.000     (BOTH WALLS)
ITEM NO.   9<U-FRICT >=  32.010     WALL NO.        1
ITEM NO.   9<U-FRICT >=  38.000     WALL NO.        2
ITEM NO.  10<U-KA    >= 0.30700     WALL NO.        1
ITEM NO.  11<U-KP    >=  4.8470     WALL NO.        1
ITEM NO.  12<K0-NC   >= 0.50000     (BOTH WALLS)
ITEM NO.  13<NEXP    >= 0.50000     (BOTH WALLS)
ITEM NO.  14<OCR     >=  1.0000     (BOTH WALLS)
ITEM NO.  16<MODEL   >=  1.0000     (BOTH WALLS)
ITEM NO.  17<EVC     >=  15000.     (BOTH WALLS)
ITEM NO.  18<EUR     >=  45000.     (BOTH WALLS)
ITEM NO.  27<U-PERM  >= 0.10000E-03 (BOTH WALLS)
ITEM NO.  52<D-NATURE>=  1.0000     (BOTH WALLS)
ITEM NO.  53<D-LEVEL >=  0.0000     (BOTH WALLS)
ITEM NO.  59<D-FRICT >=  32.010     WALL NO.        1
ITEM NO.  59<D-FRICT >=  38.000     WALL NO.        2
ITEM NO.  60<D-KA    >= 0.30700     WALL NO.        1
ITEM NO.  61<D-KP    >=  4.8470     WALL NO.        1
ITEM NO.  77<D-PERM  >= 0.10000E-03 (BOTH WALLS)
```

```
 NON ZERO LAYER DESCRIPTORS FOR LAYER NO.    2 FOR STEP NO.    3

ITEM NO.   1<NAME    >=  17.000     (BOTH WALLS)
ITEM NO.   2<NATURE  >=  1.0000     (BOTH WALLS)
ITEM NO.   3<LEVEL   >=  0.0000     (BOTH WALLS)
ITEM NO.   4<WALL    >=  1.0000     (BOTH WALLS)
ITEM NO.   5<GAMMAD  >=  16.000     (BOTH WALLS)
ITEM NO.   6<GAMMAB  >=  6.0000     (BOTH WALLS)
ITEM NO.   7<GAMMAW  >=  10.000     (BOTH WALLS)
ITEM NO.   9<U-FRICT >=  24.790     WALL NO.        1
ITEM NO.   9<U-FRICT >=  30.000     WALL NO.        2
ITEM NO.  10<U-KA    >= 0.40900     WALL NO.        1
ITEM NO.  11<U-KP    >=  3.1850     WALL NO.        1
ITEM NO.  12<K0-NC   >= 0.50000     (BOTH WALLS)
ITEM NO.  13<NEXP    >= 0.50000     (BOTH WALLS)
ITEM NO.  14<OCR     >=  1.0000     (BOTH WALLS)
ITEM NO.  16<MODEL   >=  1.0000     (BOTH WALLS)
ITEM NO.  17<EVC     >=  30000.     (BOTH WALLS)
ITEM NO.  18<EUR     >=  48000.     (BOTH WALLS)
ITEM NO.  27<U-PERM  >= 0.10000E-04 (BOTH WALLS)
ITEM NO.  52<D-NATURE>=  1.0000     (BOTH WALLS)
ITEM NO.  53<D-LEVEL >=  0.0000     (BOTH WALLS)
ITEM NO.  59<D-FRICT >=  24.790     WALL NO.        1
ITEM NO.  59<D-FRICT >=  30.000     WALL NO.        2
ITEM NO.  60<D-KA    >= 0.40900     WALL NO.        1
ITEM NO.  61<D-KP    >=  3.1850     WALL NO.        1
ITEM NO.  77<D-PERM  >= 0.10000E-04 (BOTH WALLS)

 NON ZERO LAYER DESCRIPTORS FOR LAYER NO.    3 FOR STEP NO.    3

ITEM NO.   1<NAME    >=  18.000     (BOTH WALLS)
ITEM NO.   2<NATURE  >=  1.0000     (BOTH WALLS)
ITEM NO.   3<LEVEL   >= -5.0000     (BOTH WALLS)
ITEM NO.   4<WALL    >=  1.0000     (BOTH WALLS)
ITEM NO.   5<GAMMAD  >=  16.000     (BOTH WALLS)
ITEM NO.   6<GAMMAB  >=  6.0000     (BOTH WALLS)
ITEM NO.   7<GAMMAW  >=  10.000     (BOTH WALLS)
ITEM NO.   8<U-COHE  >= 0.80000     WALL NO.        1
ITEM NO.   8<U-COHE  >=  1.0000     WALL NO.        2
ITEM NO.   9<U-FRICT >=  27.450     WALL NO.        1
ITEM NO.   9<U-FRICT >=  33.000     WALL NO.        2
ITEM NO.  10<U-KA    >= 0.36900     WALL NO.        1
ITEM NO.  11<U-KP    >=  4.2480     WALL NO.        1
ITEM NO.  12<K0-NC   >= 0.50000     (BOTH WALLS)
ITEM NO.  13<NEXP    >= 0.50000     (BOTH WALLS)
ITEM NO.  14<OCR     >=  1.0000     (BOTH WALLS)
ITEM NO.  16<MODEL   >=  1.0000     (BOTH WALLS)
ITEM NO.  17<EVC     >=  68000.     (BOTH WALLS)
ITEM NO.  18<EUR     >= 0.10880E+06 (BOTH WALLS)
ITEM NO.  27<U-PERM  >= 0.10000E-04 (BOTH WALLS)
ITEM NO.  52<D-NATURE>=  1.0000     (BOTH WALLS)
ITEM NO.  53<D-LEVEL >=  0.0000     (BOTH WALLS)
ITEM NO.  58<D-COHE  >= 0.80000     WALL NO.        1
ITEM NO.  58<D-COHE  >=  1.0000     WALL NO.        2
ITEM NO.  59<D-FRICT >=  27.450     WALL NO.        1
ITEM NO.  59<D-FRICT >=  33.000     WALL NO.        2
ITEM NO.  60<D-KA    >= 0.36900     WALL NO.        1
ITEM NO.  61<D-KP    >=  3.6950     WALL NO.        1
ITEM NO.  77<D-PERM  >= 0.10000E-04 (BOTH WALLS)

LAYER DESCRIPTORS FOR STEP NO.    4

 NON ZERO LAYER DESCRIPTORS FOR LAYER NO.    1 FOR STEP NO.    4

ITEM NO.   1<NAME    >=  16.000     (BOTH WALLS)
ITEM NO.   2<NATURE  >=  1.0000     (BOTH WALLS)
ITEM NO.   3<LEVEL   >=  3.0000     (BOTH WALLS)
ITEM NO.   4<WALL    >=  1.0000     (BOTH WALLS)
ITEM NO.   5<GAMMAD  >=  19.000     (BOTH WALLS)
ITEM NO.   6<GAMMAB  >=  10.000     (BOTH WALLS)
ITEM NO.   7<GAMMAW  >=  10.000     (BOTH WALLS)
ITEM NO.   9<U-FRICT >=  32.010     WALL NO.        1
```

```
ITEM NO.   9<U-FRICT >=  38.000     WALL NO.        2
ITEM NO.  10<U-KA    >= 0.30700     WALL NO.        1
ITEM NO.  11<U-KP    >=  4.8470     WALL NO.        1
ITEM NO.  12<K0-NC   >= 0.50000     (BOTH WALLS)
ITEM NO.  13<NEXP    >= 0.50000     (BOTH WALLS)
ITEM NO.  14<OCR     >=  1.0000     (BOTH WALLS)
ITEM NO.  16<MODEL   >=  1.0000     (BOTH WALLS)
ITEM NO.  17<EVC     >=  15000.     (BOTH WALLS)
ITEM NO.  18<EUR     >=  45000.     (BOTH WALLS)
ITEM NO.  27<U-PERM  >= 0.10000E-03 (BOTH WALLS)
ITEM NO.  52<D-NATURE>=  1.0000     (BOTH WALLS)
ITEM NO.  53<D-LEVEL >=  0.0000     (BOTH WALLS)
ITEM NO.  59<D-FRICT >=  32.010     WALL NO.        1
ITEM NO.  59<D-FRICT >=  38.000     WALL NO.        2
ITEM NO.  60<D-KA    >= 0.30700     WALL NO.        1
ITEM NO.  61<D-KP    >=  4.8470     WALL NO.        1
ITEM NO.  77<D-PERM  >= 0.10000E-03 (BOTH WALLS)

 NON ZERO LAYER DESCRIPTORS FOR LAYER NO.    2 FOR STEP NO.    4

ITEM NO.   1<NAME    >=  17.000     (BOTH WALLS)
ITEM NO.   2<NATURE  >=  1.0000     (BOTH WALLS)
ITEM NO.   3<LEVEL   >=  0.0000     (BOTH WALLS)
ITEM NO.   4<WALL    >=  1.0000     (BOTH WALLS)
ITEM NO.   5<GAMMAD  >=  16.000     (BOTH WALLS)
ITEM NO.   6<GAMMAB  >=  6.0000     (BOTH WALLS)
ITEM NO.   7<GAMMAW  >=  10.000     (BOTH WALLS)
ITEM NO.   9<U-FRICT >=  24.790     WALL NO.        1
ITEM NO.   9<U-FRICT >=  30.000     WALL NO.        2
ITEM NO.  10<U-KA    >= 0.40900     WALL NO.        1
ITEM NO.  11<U-KP    >=  3.1850     WALL NO.        1
ITEM NO.  12<K0-NC   >= 0.50000     (BOTH WALLS)
ITEM NO.  13<NEXP    >= 0.50000     (BOTH WALLS)
ITEM NO.  14<OCR     >=  1.0000     (BOTH WALLS)
ITEM NO.  16<MODEL   >=  1.0000     (BOTH WALLS)
ITEM NO.  17<EVC     >=  30000.     (BOTH WALLS)
ITEM NO.  18<EUR     >=  48000.     (BOTH WALLS)
ITEM NO.  27<U-PERM  >= 0.10000E-04 (BOTH WALLS)
ITEM NO.  52<D-NATURE>=  1.0000     (BOTH WALLS)
ITEM NO.  53<D-LEVEL >=  0.0000     (BOTH WALLS)
ITEM NO.  59<D-FRICT >=  24.790     WALL NO.        1
ITEM NO.  59<D-FRICT >=  30.000     WALL NO.        2
ITEM NO.  60<D-KA    >= 0.40900     WALL NO.        1
ITEM NO.  61<D-KP    >=  3.1850     WALL NO.        1
ITEM NO.  77<D-PERM  >= 0.10000E-04 (BOTH WALLS)

 NON ZERO LAYER DESCRIPTORS FOR LAYER NO.    3 FOR STEP NO.    4

ITEM NO.   1<NAME    >=  18.000     (BOTH WALLS)
ITEM NO.   2<NATURE  >=  1.0000     (BOTH WALLS)
ITEM NO.   3<LEVEL   >= -5.0000     (BOTH WALLS)
ITEM NO.   4<WALL    >=  1.0000     (BOTH WALLS)
ITEM NO.   5<GAMMAD  >=  16.000     (BOTH WALLS)
ITEM NO.   6<GAMMAB  >=  6.0000     (BOTH WALLS)
ITEM NO.   7<GAMMAW  >=  10.000     (BOTH WALLS)
ITEM NO.   8<U-COHE  >= 0.80000     WALL NO.        1
ITEM NO.   8<U-COHE  >=  1.0000     WALL NO.        2
ITEM NO.   9<U-FRICT >=  27.450     WALL NO.        1
ITEM NO.   9<U-FRICT >=  33.000     WALL NO.        2
ITEM NO.  10<U-KA    >= 0.36900     WALL NO.        1
ITEM NO.  11<U-KP    >=  4.2480     WALL NO.        1
ITEM NO.  12<K0-NC   >= 0.50000     (BOTH WALLS)
ITEM NO.  13<NEXP    >= 0.50000     (BOTH WALLS)
ITEM NO.  14<OCR     >=  1.0000     (BOTH WALLS)
ITEM NO.  16<MODEL   >=  1.0000     (BOTH WALLS)
ITEM NO.  17<EVC     >=  68000.     (BOTH WALLS)
ITEM NO.  18<EUR     >= 0.10880E+06 (BOTH WALLS)
ITEM NO.  27<U-PERM  >= 0.10000E-04 (BOTH WALLS)
ITEM NO.  52<D-NATURE>=  1.0000     (BOTH WALLS)
ITEM NO.  53<D-LEVEL >=  0.0000     (BOTH WALLS)
ITEM NO.  58<D-COHE  >= 0.80000     WALL NO.        1
ITEM NO.  58<D-COHE  >=  1.0000     WALL NO.        2
ITEM NO.  59<D-FRICT >=  27.450     WALL NO.        1
ITEM NO.  59<D-FRICT >=  33.000     WALL NO.        2
```

```
ITEM NO.  60<D-KA    >= 0.36900     WALL NO.        1
ITEM NO.  61<D-KP    >=  3.6950     WALL NO.        1
ITEM NO.  77<D-PERM  >= 0.10000E-04 (BOTH WALLS)

LAYER DESCRIPTORS FOR STEP NO.    5


 NON ZERO LAYER DESCRIPTORS FOR LAYER NO.    1 FOR STEP NO.    5

ITEM NO.   1<NAME    >=  16.000     (BOTH WALLS)
ITEM NO.   2<NATURE  >=  1.0000     (BOTH WALLS)
ITEM NO.   3<LEVEL   >=  3.0000     (BOTH WALLS)
ITEM NO.   4<WALL    >=  1.0000     (BOTH WALLS)
ITEM NO.   5<GAMMAD  >=  19.000     (BOTH WALLS)
ITEM NO.   6<GAMMAB  >=  10.000     (BOTH WALLS)
ITEM NO.   7<GAMMAW  >=  10.000     (BOTH WALLS)
ITEM NO.   9<U-FRICT >=  32.010     WALL NO.        1
ITEM NO.   9<U-FRICT >=  38.000     WALL NO.        2
ITEM NO.  10<U-KA    >= 0.30700     WALL NO.        1
ITEM NO.  11<U-KP    >=  4.8470     WALL NO.        1
ITEM NO.  12<K0-NC   >= 0.50000     (BOTH WALLS)
ITEM NO.  13<NEXP    >= 0.50000     (BOTH WALLS)
ITEM NO.  14<OCR     >=  1.0000     (BOTH WALLS)
ITEM NO.  16<MODEL   >=  1.0000     (BOTH WALLS)
ITEM NO.  17<EVC     >=  15000.     (BOTH WALLS)
ITEM NO.  18<EUR     >=  45000.     (BOTH WALLS)
ITEM NO.  27<U-PERM  >= 0.10000E-03 (BOTH WALLS)
ITEM NO.  52<D-NATURE>=  1.0000     (BOTH WALLS)
ITEM NO.  53<D-LEVEL >=  0.0000     (BOTH WALLS)
ITEM NO.  59<D-FRICT >=  32.010     WALL NO.        1
ITEM NO.  59<D-FRICT >=  38.000     WALL NO.        2
ITEM NO.  60<D-KA    >= 0.30700     WALL NO.        1
ITEM NO.  61<D-KP    >=  4.8470     WALL NO.        1
ITEM NO.  77<D-PERM  >= 0.10000E-03 (BOTH WALLS)

 NON ZERO LAYER DESCRIPTORS FOR LAYER NO.    2 FOR STEP NO.    5

ITEM NO.   1<NAME    >=  17.000     (BOTH WALLS)
ITEM NO.   2<NATURE  >=  1.0000     (BOTH WALLS)
ITEM NO.   3<LEVEL   >=  0.0000     (BOTH WALLS)
ITEM NO.   4<WALL    >=  1.0000     (BOTH WALLS)
ITEM NO.   5<GAMMAD  >=  16.000     (BOTH WALLS)
ITEM NO.   6<GAMMAB  >=  6.0000     (BOTH WALLS)
ITEM NO.   7<GAMMAW  >=  10.000     (BOTH WALLS)
ITEM NO.   9<U-FRICT >=  24.790     WALL NO.        1
ITEM NO.   9<U-FRICT >=  30.000     WALL NO.        2
ITEM NO.  10<U-KA    >= 0.40900     WALL NO.        1
ITEM NO.  11<U-KP    >=  3.1850     WALL NO.        1
ITEM NO.  12<K0-NC   >= 0.50000     (BOTH WALLS)
ITEM NO.  13<NEXP    >= 0.50000     (BOTH WALLS)
ITEM NO.  14<OCR     >=  1.0000     (BOTH WALLS)
ITEM NO.  16<MODEL   >=  1.0000     (BOTH WALLS)
ITEM NO.  17<EVC     >=  30000.     (BOTH WALLS)
ITEM NO.  18<EUR     >=  48000.     (BOTH WALLS)
ITEM NO.  27<U-PERM  >= 0.10000E-04 (BOTH WALLS)
ITEM NO.  52<D-NATURE>=  1.0000     (BOTH WALLS)
ITEM NO.  53<D-LEVEL >=  0.0000     (BOTH WALLS)
ITEM NO.  59<D-FRICT >=  24.790     WALL NO.        1
ITEM NO.  59<D-FRICT >=  30.000     WALL NO.        2
ITEM NO.  60<D-KA    >= 0.40900     WALL NO.        1
ITEM NO.  61<D-KP    >=  3.1850     WALL NO.        1
ITEM NO.  77<D-PERM  >= 0.10000E-04 (BOTH WALLS)

 NON ZERO LAYER DESCRIPTORS FOR LAYER NO.    3 FOR STEP NO.    5

ITEM NO.   1<NAME    >=  18.000     (BOTH WALLS)
ITEM NO.   2<NATURE  >=  1.0000     (BOTH WALLS)
ITEM NO.   3<LEVEL   >= -5.0000     (BOTH WALLS)
ITEM NO.   4<WALL    >=  1.0000     (BOTH WALLS)
ITEM NO.   5<GAMMAD  >=  16.000     (BOTH WALLS)
ITEM NO.   6<GAMMAB  >=  6.0000     (BOTH WALLS)
ITEM NO.   7<GAMMAW  >=  10.000     (BOTH WALLS)
ITEM NO.   8<U-COHE  >= 0.80000     WALL NO.        1
ITEM NO.   8<U-COHE  >=  1.0000     WALL NO.        2
```

```
ITEM NO.   9<U-FRICT >=  27.450     WALL NO.        1
ITEM NO.   9<U-FRICT >=  33.000     WALL NO.        2
ITEM NO.  10<U-KA    >= 0.36900     WALL NO.        1
ITEM NO.  11<U-KP    >=  4.2480     WALL NO.        1
ITEM NO.  12<K0-NC   >= 0.50000     (BOTH WALLS)
ITEM NO.  13<NEXP    >= 0.50000     (BOTH WALLS)
ITEM NO.  14<OCR     >=  1.0000     (BOTH WALLS)
ITEM NO.  16<MODEL   >=  1.0000     (BOTH WALLS)
ITEM NO.  17<EVC     >=  68000.     (BOTH WALLS)
ITEM NO.  18<EUR     >= 0.10880E+06 (BOTH WALLS)
ITEM NO.  27<U-PERM  >= 0.10000E-04 (BOTH WALLS)
ITEM NO.  52<D-NATURE>=  1.0000     (BOTH WALLS)
ITEM NO.  53<D-LEVEL >=  0.0000     (BOTH WALLS)
ITEM NO.  58<D-COHE  >= 0.80000     WALL NO.        1
ITEM NO.  58<D-COHE  >=  1.0000     WALL NO.        2
ITEM NO.  59<D-FRICT >=  27.450     WALL NO.        1
ITEM NO.  59<D-FRICT >=  33.000     WALL NO.        2
ITEM NO.  60<D-KA    >= 0.36900     WALL NO.        1
ITEM NO.  61<D-KP    >=  3.6950     WALL NO.        1
ITEM NO.  77<D-PERM  >= 0.10000E-04 (BOTH WALLS)

LAYER DESCRIPTORS FOR STEP NO.    6


 NON ZERO LAYER DESCRIPTORS FOR LAYER NO.    1 FOR STEP NO.    6

ITEM NO.   1<NAME    >=  16.000     (BOTH WALLS)
ITEM NO.   2<NATURE  >=  1.0000     (BOTH WALLS)
ITEM NO.   3<LEVEL   >=  3.0000     (BOTH WALLS)
ITEM NO.   4<WALL    >=  1.0000     (BOTH WALLS)
ITEM NO.   5<GAMMAD  >=  19.000     (BOTH WALLS)
ITEM NO.   6<GAMMAB  >=  10.000     (BOTH WALLS)
ITEM NO.   7<GAMMAW  >=  10.000     (BOTH WALLS)
ITEM NO.   9<U-FRICT >=  32.010     WALL NO.        1
ITEM NO.   9<U-FRICT >=  38.000     WALL NO.        2
ITEM NO.  10<U-KA    >= 0.30700     WALL NO.        1
ITEM NO.  11<U-KP    >=  4.8470     WALL NO.        1
ITEM NO.  12<K0-NC   >= 0.50000     (BOTH WALLS)
ITEM NO.  13<NEXP    >= 0.50000     (BOTH WALLS)
ITEM NO.  14<OCR     >=  1.0000     (BOTH WALLS)
ITEM NO.  16<MODEL   >=  1.0000     (BOTH WALLS)
ITEM NO.  17<EVC     >=  15000.     (BOTH WALLS)
ITEM NO.  18<EUR     >=  45000.     (BOTH WALLS)
ITEM NO.  27<U-PERM  >= 0.10000E-03 (BOTH WALLS)
ITEM NO.  52<D-NATURE>=  1.0000     (BOTH WALLS)
ITEM NO.  53<D-LEVEL >=  0.0000     (BOTH WALLS)
ITEM NO.  59<D-FRICT >=  32.010     WALL NO.        1
ITEM NO.  59<D-FRICT >=  38.000     WALL NO.        2
ITEM NO.  60<D-KA    >= 0.30700     WALL NO.        1
ITEM NO.  61<D-KP    >=  4.8470     WALL NO.        1
ITEM NO.  77<D-PERM  >= 0.10000E-03 (BOTH WALLS)

 NON ZERO LAYER DESCRIPTORS FOR LAYER NO.    2 FOR STEP NO.    6

ITEM NO.   1<NAME    >=  17.000     (BOTH WALLS)
ITEM NO.   2<NATURE  >=  1.0000     (BOTH WALLS)
ITEM NO.   3<LEVEL   >=  0.0000     (BOTH WALLS)
ITEM NO.   4<WALL    >=  1.0000     (BOTH WALLS)
ITEM NO.   5<GAMMAD  >=  16.000     (BOTH WALLS)
ITEM NO.   6<GAMMAB  >=  6.0000     (BOTH WALLS)
ITEM NO.   7<GAMMAW  >=  10.000     (BOTH WALLS)
ITEM NO.   9<U-FRICT >=  24.790     WALL NO.        1
ITEM NO.   9<U-FRICT >=  30.000     WALL NO.        2
ITEM NO.  10<U-KA    >= 0.40900     WALL NO.        1
ITEM NO.  11<U-KP    >=  3.1850     WALL NO.        1
ITEM NO.  12<K0-NC   >= 0.50000     (BOTH WALLS)
ITEM NO.  13<NEXP    >= 0.50000     (BOTH WALLS)
ITEM NO.  14<OCR     >=  1.0000     (BOTH WALLS)
ITEM NO.  16<MODEL   >=  1.0000     (BOTH WALLS)
ITEM NO.  17<EVC     >=  30000.     (BOTH WALLS)
ITEM NO.  18<EUR     >=  48000.     (BOTH WALLS)
ITEM NO.  27<U-PERM  >= 0.10000E-04 (BOTH WALLS)
ITEM NO.  52<D-NATURE>=  1.0000     (BOTH WALLS)
ITEM NO.  53<D-LEVEL >=  0.0000     (BOTH WALLS)
```

```
ITEM NO.  59<D-FRICT >=  24.790     WALL NO.        1
ITEM NO.  59<D-FRICT >=  30.000     WALL NO.        2
ITEM NO.  60<D-KA    >= 0.40900     WALL NO.        1
ITEM NO.  61<D-KP    >=  3.1850     WALL NO.        1
ITEM NO.  77<D-PERM  >= 0.10000E-04 (BOTH WALLS)

 NON ZERO LAYER DESCRIPTORS FOR LAYER NO.    3 FOR STEP NO.    6

ITEM NO.   1<NAME    >=  18.000     (BOTH WALLS)
ITEM NO.   2<NATURE  >=  1.0000     (BOTH WALLS)
ITEM NO.   3<LEVEL   >= -5.0000     (BOTH WALLS)
ITEM NO.   4<WALL    >=  1.0000     (BOTH WALLS)
ITEM NO.   5<GAMMAD  >=  16.000     (BOTH WALLS)
ITEM NO.   6<GAMMAB  >=  6.0000     (BOTH WALLS)
ITEM NO.   7<GAMMAW  >=  10.000     (BOTH WALLS)
ITEM NO.   8<U-COHE  >= 0.80000     WALL NO.        1
ITEM NO.   8<U-COHE  >=  1.0000     WALL NO.        2
ITEM NO.   9<U-FRICT >=  27.450     WALL NO.        1
ITEM NO.   9<U-FRICT >=  33.000     WALL NO.        2
ITEM NO.  10<U-KA    >= 0.36900     WALL NO.        1
ITEM NO.  11<U-KP    >=  4.2480     WALL NO.        1
ITEM NO.  12<K0-NC   >= 0.50000     (BOTH WALLS)
ITEM NO.  13<NEXP    >= 0.50000     (BOTH WALLS)
ITEM NO.  14<OCR     >=  1.0000     (BOTH WALLS)
ITEM NO.  16<MODEL   >=  1.0000     (BOTH WALLS)
ITEM NO.  17<EVC     >=  68000.     (BOTH WALLS)
ITEM NO.  18<EUR     >= 0.10880E+06 (BOTH WALLS)
ITEM NO.  27<U-PERM  >= 0.10000E-04 (BOTH WALLS)
ITEM NO.  52<D-NATURE>=  1.0000     (BOTH WALLS)
ITEM NO.  53<D-LEVEL >=  0.0000     (BOTH WALLS)
ITEM NO.  58<D-COHE  >= 0.80000     WALL NO.        1
ITEM NO.  58<D-COHE  >=  1.0000     WALL NO.        2
ITEM NO.  59<D-FRICT >=  27.450     WALL NO.        1
ITEM NO.  59<D-FRICT >=  33.000     WALL NO.        2
ITEM NO.  60<D-KA    >= 0.36900     WALL NO.        1
ITEM NO.  61<D-KP    >=  3.6950     WALL NO.        1
ITEM NO.  77<D-PERM  >= 0.10000E-04 (BOTH WALLS)


DEFAULT WATER UNIT WEIGHT =  10.000
AVERAGED ON    18 VALUES
```

```
+-----------------------------------------------------------------------------------------------------------------------+
|                   PARATIEPLUS(TM)   NLS ENGINE RELEASE  2018.0    FULL VERSION  *Build date:Nov 13, 2017*              |
|                                                                                                                       |
|                                    NewProject.BaseDesignSection_28.SISMICAGEO_1273                                    |
|                                   Exe Time : 4 September 2018 18:06:14                                                |
+-----------------------------------------------------------------------------------------------------------------------+

PHASE DESCRIPTORS


STEP  NO.     1
                                        LEFT WALL    RIGHT WALL
Y                                        0.000       -0.9990E+30
Z-PC                                     0.000         0.000
Z-EXCAVATION                             0.000         0.000
Z-WATER_TABLE                           -18.00       -0.9990E+30
Q_AT_THE_FREE_FIELD_LEVEL                0.000         0.000
ZQ                                       0.000         0.000
DZW_OF_THE_WATER_TABLE                   0.000         0.000
QS_ON_THE_EXCAVATION_SIDE                0.000         0.000
ZQS                                     -0.9990E+30   -0.9990E+30
ZCUT                                     0.000         0.000
BALANCE LEVEL FOR PORE PRESSURES        -13.50        -13.50
WATER_BEHAVIOUR_FLAG (LINING OPT)        0.000         0.000
PORE_UPDATE_FLAG                         0.000         0.000
PORE_TAB. _FLAG (gt.0= use tabs)         0.000         0.000
lateral thrusts reduction elevatio       0.000         0.000
Downhill reduction factor for effe       0.000         0.000
Downhill reduction factor for pore       0.000         0.000
Uphill reduction factor for effect       0.000         0.000
Uphill reduction factor for pore p       0.000         0.000
SEISMIC HORIZONTAL ACCEL. Kh [g]         0.000         0.000
UPHILL VERTICAL ACCEL.  Kv_uh [g]        0.000         0.000
DOWNHILL VERTICAL ACCEL.Kv_dh [g]        0.000         0.000
UPHILL BETA ANGLE (SLOPE) [deg]          0.000         0.000
UPHILL DELTA/PHI RATIO                   0.000         0.000
DOWNHILL BETA ANGLE (SLOPE) [deg]        0.000         0.000
DOWNHILL DELTA/PHI RATIO                 0.000         0.000
DYN.WATER BEHAVIOUR                      0.000         0.000
Excess pore pressure RATIO Ru            0.000         0.000
SEISMIC PRESSURE LOWER VALUE             0.000         0.000
SEISMIC PRESSURE UPPER VALUE             0.000         0.000
SEISMIC PRESSURE LOWER LEVEL             0.000         0.000
SEISMIC PRESSURE UPPER LEVEL             0.000         0.000

=========================================================================================================end of step    1


STEP  NO.     2
                                        LEFT WALL    RIGHT WALL
Y                                        0.000       -0.9990E+30
Z-PC                                     0.000         0.000
Z-EXCAVATION                            -1.000         0.000
Z-WATER_TABLE                           -18.00       -0.9990E+30
Q_AT_THE_FREE_FIELD_LEVEL                0.000         0.000
ZQ                                       0.000         0.000
DZW_OF_THE_WATER_TABLE                   0.000         0.000
QS_ON_THE_EXCAVATION_SIDE                0.000         0.000
ZQS                                     -0.9990E+30   -0.9990E+30
ZCUT                                     0.000         0.000
BALANCE LEVEL FOR PORE PRESSURES        -13.50        -13.50
WATER_BEHAVIOUR_FLAG (LINING OPT)        0.000         0.000
PORE_UPDATE_FLAG                         0.000         0.000
PORE_TAB. _FLAG (gt.0= use tabs)         0.000         0.000
lateral thrusts reduction elevatio       0.000         0.000
Downhill reduction factor for effe       0.000         0.000
Downhill reduction factor for pore       0.000         0.000
Uphill reduction factor for effect       0.000         0.000
Uphill reduction factor for pore p       0.000         0.000
SEISMIC HORIZONTAL ACCEL. Kh [g]         0.000         0.000
UPHILL VERTICAL ACCEL.  Kv_uh [g]        0.000         0.000
```

DOWNHILL VERTICAL ACCEL.Kv_dh [g]	0.000	0.000
UPHILL BETA ANGLE (SLOPE) [deg]	0.000	0.000
UPHILL DELTA/PHI RATIO	0.000	0.000
DOWNHILL BETA ANGLE (SLOPE) [deg]	0.000	0.000
DOWNHILL DELTA/PHI RATIO	0.000	0.000
DYN.WATER BEHAVIOUR	0.000	0.000
Excess pore pressure RATIO Ru	0.000	0.000
SEISMIC PRESSURE LOWER VALUE	0.000	0.000
SEISMIC PRESSURE UPPER VALUE	0.000	0.000
SEISMIC PRESSURE LOWER LEVEL	0.000	0.000
SEISMIC PRESSURE UPPER LEVEL	0.000	0.000

==========end of step 2

STEP NO. 3

	LEFT WALL	RIGHT WALL
Y	0.000	-0.9990E+30
Z-PC	0.000	0.000
Z-EXCAVATION	-1.000	0.000
Z-WATER_TABLE	-18.00	-0.9990E+30
Q_AT_THE_FREE_FIELD_LEVEL	0.000	0.000
ZQ	0.000	0.000
DZW_OF_THE_WATER_TABLE	0.000	0.000
QS_ON_THE_EXCAVATION_SIDE	0.000	0.000
ZQS	-0.9990E+30	-0.9990E+30
ZCUT	0.000	0.000
BALANCE LEVEL FOR PORE PRESSURES	-13.50	-13.50
WATER_BEHAVIOUR_FLAG (LINING OPT)	0.000	0.000
PORE_UPDATE_FLAG	0.000	0.000
PORE_TAB. _FLAG (gt.0= use tabs)	0.000	0.000
lateral thrusts reduction elevatio	0.000	0.000
Downhill reduction factor for effe	0.000	0.000
Downhill reduction factor for pore	0.000	0.000
Uphill reduction factor for effect	0.000	0.000
Uphill reduction factor for pore p	0.000	0.000
SEISMIC HORIZONTAL ACCEL. Kh [g]	0.000	0.000
UPHILL VERTICAL ACCEL. Kv_uh [g]	0.000	0.000
DOWNHILL VERTICAL ACCEL.Kv_dh [g]	0.000	0.000
UPHILL BETA ANGLE (SLOPE) [deg]	0.000	0.000
UPHILL DELTA/PHI RATIO	0.000	0.000
DOWNHILL BETA ANGLE (SLOPE) [deg]	0.000	0.000
DOWNHILL DELTA/PHI RATIO	0.000	0.000
DYN.WATER BEHAVIOUR	0.000	0.000
Excess pore pressure RATIO Ru	0.000	0.000
SEISMIC PRESSURE LOWER VALUE	0.000	0.000
SEISMIC PRESSURE UPPER VALUE	0.000	0.000
SEISMIC PRESSURE LOWER LEVEL	0.000	0.000
SEISMIC PRESSURE UPPER LEVEL	0.000	0.000

==========end of step 3

STEP NO. 4

	LEFT WALL	RIGHT WALL
Y	0.000	-0.9990E+30
Z-PC	0.000	0.000
Z-EXCAVATION	-9.000	0.000
Z-WATER_TABLE	-18.00	-0.9990E+30
Q_AT_THE_FREE_FIELD_LEVEL	0.000	0.000
ZQ	0.000	0.000
DZW_OF_THE_WATER_TABLE	0.000	0.000
QS_ON_THE_EXCAVATION_SIDE	0.000	0.000
ZQS	-0.9990E+30	-0.9990E+30
ZCUT	0.000	0.000
BALANCE LEVEL FOR PORE PRESSURES	-13.50	-13.50
WATER_BEHAVIOUR_FLAG (LINING OPT)	0.000	0.000
PORE_UPDATE_FLAG	0.000	0.000
PORE_TAB. _FLAG (gt.0= use tabs)	0.000	0.000
lateral thrusts reduction elevatio	0.000	0.000
Downhill reduction factor for effe	0.000	0.000
Downhill reduction factor for pore	0.000	0.000
Uphill reduction factor for effect	0.000	0.000
Uphill reduction factor for pore p	0.000	0.000

SEISMIC HORIZONTAL ACCEL. Kh [g]	0.000	0.000
UPHILL VERTICAL ACCEL. Kv_uh [g]	0.000	0.000
DOWNHILL VERTICAL ACCEL.Kv_dh [g]	0.000	0.000
UPHILL BETA ANGLE (SLOPE) [deg]	0.000	0.000
UPHILL DELTA/PHI RATIO	0.000	0.000
DOWNHILL BETA ANGLE (SLOPE) [deg]	0.000	0.000
DOWNHILL DELTA/PHI RATIO	0.000	0.000
DYN.WATER BEHAVIOUR	0.000	0.000
Excess pore pressure RATIO Ru	0.000	0.000
SEISMIC PRESSURE LOWER VALUE	0.000	0.000
SEISMIC PRESSURE UPPER VALUE	0.000	0.000
SEISMIC PRESSURE LOWER LEVEL	0.000	0.000
SEISMIC PRESSURE UPPER LEVEL	0.000	0.000

==========end of step 4

STEP NO. 5

	LEFT WALL	RIGHT WALL
Y	0.000	-0.9990E+30
Z-PC	0.000	0.000
Z-EXCAVATION	-8.500	0.000
Z-WATER_TABLE	-18.00	-0.9990E+30
Q_AT_THE_FREE_FIELD_LEVEL	0.000	0.000
ZQ	0.000	0.000
DZW_OF_THE_WATER_TABLE	0.000	0.000
QS_ON_THE_EXCAVATION_SIDE	0.000	0.000
ZQS	-0.9990E+30	-0.9990E+30
ZCUT	0.000	0.000
BALANCE LEVEL FOR PORE PRESSURES	-13.50	-13.50
WATER_BEHAVIOUR_FLAG (LINING OPT)	0.000	0.000
PORE_UPDATE_FLAG	0.000	0.000
PORE_TAB. _FLAG (gt.0= use tabs)	0.000	0.000
lateral thrusts reduction elevatio	0.000	0.000
Downhill reduction factor for effe	0.000	0.000
Downhill reduction factor for pore	0.000	0.000
Uphill reduction factor for effect	0.000	0.000
Uphill reduction factor for pore p	0.000	0.000
SEISMIC HORIZONTAL ACCEL. Kh [g]	0.000	0.000
UPHILL VERTICAL ACCEL. Kv_uh [g]	0.000	0.000
DOWNHILL VERTICAL ACCEL.Kv_dh [g]	0.000	0.000
UPHILL BETA ANGLE (SLOPE) [deg]	0.000	0.000
UPHILL DELTA/PHI RATIO	0.000	0.000
DOWNHILL BETA ANGLE (SLOPE) [deg]	0.000	0.000
DOWNHILL DELTA/PHI RATIO	0.000	0.000
DYN.WATER BEHAVIOUR	0.000	0.000
Excess pore pressure RATIO Ru	0.000	0.000
SEISMIC PRESSURE LOWER VALUE	0.000	0.000
SEISMIC PRESSURE UPPER VALUE	0.000	0.000
SEISMIC PRESSURE LOWER LEVEL	0.000	0.000
SEISMIC PRESSURE UPPER LEVEL	0.000	0.000

==========end of step 5

STEP NO. 6

	LEFT WALL	RIGHT WALL
Y	0.000	-0.9990E+30
Z-PC	0.000	0.000
Z-EXCAVATION	-8.500	0.000
Z-WATER_TABLE	-18.00	-0.9990E+30
Q_AT_THE_FREE_FIELD_LEVEL	0.000	0.000
ZQ	0.000	0.000
DZW_OF_THE_WATER_TABLE	0.000	0.000
QS_ON_THE_EXCAVATION_SIDE	0.000	0.000
ZQS	-0.9990E+30	-0.9990E+30
ZCUT	0.000	0.000
BALANCE LEVEL FOR PORE PRESSURES	-13.50	-13.50
WATER_BEHAVIOUR_FLAG (LINING OPT)	0.000	0.000
PORE_UPDATE_FLAG	0.000	0.000
PORE_TAB. _FLAG (gt.0= use tabs)	0.000	0.000
lateral thrusts reduction elevatio	0.000	0.000
Downhill reduction factor for effe	0.000	0.000
Downhill reduction factor for pore	0.000	0.000

```
Uphill reduction factor for effect      0.000         0.000
Uphill reduction factor for pore p      0.000         0.000
SEISMIC HORIZONTAL ACCEL. Kh [g]        0.000         0.000
UPHILL VERTICAL ACCEL.  Kv_uh [g]       0.000         0.000
DOWNHILL VERTICAL ACCEL.Kv_dh [g]       0.000         0.000
UPHILL BETA ANGLE (SLOPE) [deg]         0.000         0.000
UPHILL DELTA/PHI RATIO                  0.000         0.000
DOWNHILL BETA ANGLE (SLOPE) [deg]       0.000         0.000
DOWNHILL DELTA/PHI RATIO                0.000         0.000
DYN.WATER BEHAVIOUR                     0.000         0.000
Excess pore pressure RATIO Ru           0.000         0.000
SEISMIC PRESSURE LOWER VALUE            0.000         0.000
SEISMIC PRESSURE UPPER VALUE            0.000         0.000
SEISMIC PRESSURE LOWER LEVEL            0.000         0.000
SEISMIC PRESSURE UPPER LEVEL            0.000         0.000

================================================================================================================end of step    6


 LEFT-HAND WALL

 LOWER  LEVEL         -13.50000
 UPPER  LEVEL           0.00000

 RIGHT-HAND WALL

 LOWER  LEVEL         -13.50000
 UPPER  LEVEL           0.00000
```

```
+-------------------------------------------------------------------------------------------------------------------------------+
|                  PARATIEPLUS(TM)   NLS ENGINE RELEASE  2018.0    FULL VERSION  *Build date:Nov 13, 2017*                    |
|                                                                                                                               |
|                                  NewProject.BaseDesignSection_28.SISMICAGEO_1273                                              |
|                                 Exe Time : 4 September 2018 18:06:14                                                          |
+-------------------------------------------------------------------------------------------------------------------------------+
 I N I T I A L   S T R E S S   T A B L E S

            S E C T I O N

 NUMBER OF DEFINED TABLES             2


INPUT DATA FOR INITIAL STRESS SET NO.    1
PERTAINING SOIL ELEMENTS AT Y-COORD    0.0000

ACTIVATION TIME                              1.0000
END TIME (TIME BEYOND WHICH IT IS REMOVED)   6.0000

TYPE BOUSSINESQ

 HORIZONTAL DISTANCE (DY)           1.00000000000000
 FOUNDATION WIDTH    (B)            11.0000000000000
 ZETA-F.....                   0.000000000000000E+000
 Q-F .....                      20.0000000000000
 BETA .....                     45.0000000000000
 BEHAVIOUR (0=FREE, 1=REFLECTING)  0.000000000000000E+000


INPUT DATA FOR INITIAL STRESS SET NO.    2
PERTAINING SOIL ELEMENTS AT Y-COORD    0.0000

ACTIVATION TIME                              1.0000
END TIME (TIME BEYOND WHICH IT IS REMOVED)   6.0000

TYPE BOUSSINESQ

 HORIZONTAL DISTANCE (DY)           18.0000000000000
 FOUNDATION WIDTH    (B)            12.0000000000000
 ZETA-F.....                    2.70000000000000
 Q-F .....                      20.0000000000000
 BETA .....                     45.0000000000000
 BEHAVIOUR (0=FREE, 1=REFLECTING)  0.000000000000000E+000


 ELEMENT GROUPS BACKUP AREA CAN STAY IN CORE AT
 POSITION        5325

 NO. OF D.P.W  FOR THIS AREA       8205
 MAX NO. OF D.P.W. AVAILABLE      81920
 ** MAX NO OF ITERATIONS SET TO          40

ITER     0 RNORM = 0.000     RMNORM= 0.000
           RINORM=0.2381E+05 RIMNOR= 0.000
           RENORM=0.1657E-28 REMNOR= 0.000     RATIO =0.2638E-16 TOLER =0.1000E-03      CONVERGED !
           RFMAX = 21.83     RMMAX = 0.000
           RTSMAL=0.1000E-03 RMSMAL= 0.000
           RDT   =0.2381E+05 RDR   = 0.000
           RATIOT=0.2638E-16 RATIOR= 0.000
           MAX UN=0.1776E-14 IEQ=    87 NODE     44 DOF   1  Y-DISPL.F
           MIN UN=-.1776E-14 IEQ=    33 NODE     17 DOF   1  Y-DISPL.F
           NO. OF CONTACT CONSTRAINT VIOLATIONS     0


ITER     1 RNORM = 0.000     RMNORM= 0.000
           RINORM=0.2381E+05 RIMNOR= 0.000
           RENORM=0.1408E-30 REMNOR=0.2686E-53 RATIO =0.2432E-17 TOLER =0.1000E-03      CONVERGED !
           RFMAX = 21.83     RMMAX = 0.000
           RTSMAL=0.1000E-03 RMSMAL= 0.000
           RDT   =0.2381E+05 RDR   = 0.000
           RATIOT=0.2432E-17 RATIOR= 0.000
```

```
  MAX UN=0.7797E-16 IEQ=    87 NODE     44 DOF   1  Y-DISPL.F
  MIN UN=-.2089E-18 IEQ=   137 NODE     69 DOF   1  Y-DISPL.F
  NO. OF CONTACT CONSTRAINT VIOLATIONS     0


ITER     2 RNORM = 0.000     RMNORM= 0.000
  RINORM=0.2381E+05 RIMNOR= 0.000
  RENORM=0.1243E-30 REMNOR=0.5030E-53 RATIO =0.2285E-17 TOLER =0.1000E-03      CONVERGED !
  RFMAX = 21.83     RMMAX = 0.000
  RTSMAL=0.1000E-03 RMSMAL= 0.000
  RDT   =0.2381E+05 RDR   = 0.000
  RATIOT=0.2285E-17 RATIOR= 0.000
  MAX UN=0.6071E-16 IEQ=    79 NODE     40 DOF   1  Y-DISPL.F
  MIN UN=-.5522E-27 IEQ=    96 NODE     48 DOF   2   X-ROT. F
  NO. OF CONTACT CONSTRAINT VIOLATIONS     0
```

```
+-------------------------------------------------------------------------------------------------------------------------+
|                   PARATIEPLUS(TM)   NLS ENGINE RELEASE  2018.0    FULL VERSION  *Build date:Nov 13, 2017*              |
|                                                                                                                         |
|                                    NewProject.BaseDesignSection_28.SISMICAGEO_1273                                      |
|                                   Exe Time : 4 September 2018 18:06:14                                                  |
+-------------------------------------------------------------------------------------------------------------------------+
New Project
SOLUTION REACHED USING     2 ITERATIONS ON   40

P R I N T   O U T   F O R   T I M E   S T E P    1     ( AT TIME   1.000     )

PRINT OUT OF ACTIVE COMPONENTS (FIXED NODES ARE NOT PRINTED OUT)

          Y-DISPL.F        X-ROT. F
           (02)             (04)            (


ALL NODAL POINTS HAVE ZERO DISPLACEMENT COMPONENTS
```

```
+-------------------------------------------------------------------------------------------------------------------------------+
|                   PARATIEPLUS(TM)   NLS ENGINE RELEASE  2018.0    FULL VERSION  *Build date:Nov 13, 2017*                    |
|                                                                                                                               |
|                                    NewProject.BaseDesignSection_28.SISMICAGEO_1273                                            |
|                                   Exe Time : 4 September 2018 18:06:14                                                        |
+-------------------------------------------------------------------------------------------------------------------------------+
New Project


S T R E S S   R E S U L T S   F O R   G R O U P   N O.   1

0_L                                                              :
ELEMENT TYPE    5 NO.OF ELEMENTS. IN THIS GROUP   69
C U R R E N T   T I M E   I S      1.0000

 HARDENING 2D SOIL ELEMENT

 ****** TOTAL STRESS FORMULATION *****

  EL *   FORCE     DISPL-Y  VERTICAL-P  HORIZON.-P     MAX-V-P     MAX-H-P           STATE   STIFFNESS Z-LEVEL      PORE
E FACTOR    UFACTOR       Peq           Su_a         Su_p     LAYER
 ------------------------------------------------------------------------------------------------------------------------------
-------------------------------------------------------------------------------------------
   1 D  7.4201E-02 -4.3091E-21  1.0882E-02  0.7420      1.0882E-02  0.7420            V-C  2.6056E+04   0.000       0.000
1.000       1.000      0.7420       0.000       0.000     DI1_164_167_L_0
   2 D  0.9324     -4.2968E-21   3.246       4.662       3.246       4.662           V-C  2.6056E+04 -0.2000       0.000
1.000       1.000       4.662       0.000       0.000     DI1_164_167_L_0
   3 D   1.648     -4.2845E-21   6.643       8.238       6.643       8.238           V-C  2.6056E+04 -0.4000       0.000
1.000       1.000       8.238       0.000       0.000     DI1_164_167_L_0
   4 D   2.262     -4.2720E-21   10.25       11.31       10.25       11.31           V-C  2.6056E+04 -0.6000       0.000
1.000       1.000       11.31       0.000       0.000     DI1_164_167_L_0
   5 D   2.780     -4.2593E-21   14.01       13.90       14.01       13.90           V-C  2.6056E+04 -0.8000       0.000
1.000       1.000       13.90       0.000       0.000     DI1_164_167_L_0
   6 D   3.224     -4.2461E-21   17.84       16.12       17.84       16.12           V-C  2.6056E+04  -1.000       0.000
1.000       1.000       16.12       0.000       0.000     DI1_164_167_L_0
   7 D   3.616     -4.2321E-21   21.67       18.08       21.67       18.08           V-C  2.6056E+04  -1.200       0.000
1.000       1.000       18.08       0.000       0.000     DI1_164_167_L_0
   8 D   3.975     -4.2170E-21   25.73       19.88       25.73       19.88           V-C  2.6056E+04  -1.400       0.000
1.000       1.000       19.88       0.000       0.000     DI1_164_167_L_0
   9 D   4.312     -4.2004E-21   30.08       21.56       30.08       21.56           V-C  2.6056E+04  -1.600       0.000
1.000       1.000       21.56       0.000       0.000     DI1_164_167_L_0
  10 D   4.634     -4.1818E-21   34.22       23.17       34.22       23.17           V-C  2.6056E+04  -1.800       0.000
1.000       1.000       23.17       0.000       0.000     DI1_164_167_L_0
  11 D   4.946     -4.1613E-21   38.20       24.73       38.20       24.73           V-C  2.6056E+04  -2.000       0.000
1.000       1.000       24.73       0.000       0.000     DI1_164_167_L_0
  12 D   5.252     -4.1405E-21   41.58       26.26       41.58       26.26           V-C  2.6056E+04  -2.200       0.000
1.000       1.000       26.26       0.000       0.000     DI1_164_167_L_0
  13 D   5.554     -4.1218E-21   45.39       27.77       45.39       27.77           V-C  2.6056E+04  -2.400       0.000
1.000       1.000       27.77       0.000       0.000     DI1_164_167_L_0
  14 D   5.853     -4.1073E-21   49.13       29.26       49.13       29.26           V-C  2.6056E+04  -2.600       0.000
1.000       1.000       29.26       0.000       0.000     DI1_164_167_L_0
  15 D   6.150     -4.0990E-21   52.79       30.75       52.79       30.75           V-C  2.6056E+04  -2.800       0.000
1.000       1.000       30.75       0.000       0.000     DI1_164_167_L_0
  16 D   6.445     -4.0991E-21   56.41       32.23       56.41       32.23           V-C  2.6056E+04  -3.000       0.000
1.000       1.000       32.23       0.000       0.000     DI1_164_167_L_0
  17 D   6.740     -4.1094E-21   59.97       33.70       59.97       33.70           V-C  2.6056E+04  -3.200       0.000
1.000       1.000       33.70       0.000       0.000     DI1_164_167_L_0
  18 D   7.034     -4.1309E-21   63.19       35.17       63.19       35.17           V-C  2.6056E+04  -3.400       0.000
1.000       1.000       35.17       0.000       0.000     DI1_164_167_L_0
  19 D   7.328     -4.1607E-21   66.71       36.64       66.71       36.64           V-C  2.6056E+04  -3.600       0.000
1.000       1.000       36.64       0.000       0.000     DI1_164_167_L_0
  20 D   7.622     -4.1946E-21   70.19       38.11       70.19       38.11           V-C  2.6056E+04  -3.800       0.000
1.000       1.000       38.11       0.000       0.000     DI1_164_167_L_0
  21 D   7.915     -4.2295E-21   73.66       39.58       73.66       39.58           V-C  2.6056E+04  -4.000       0.000
1.000       1.000       39.58       0.000       0.000     DI1_164_167_L_0
  22 D   8.209     -4.2662E-21   77.10       41.05       77.10       41.05           V-C  2.6056E+04  -4.200       0.000
1.000       1.000       41.05       0.000       0.000     DI1_164_167_L_0
  23 D   8.503     -4.3061E-21   80.28       42.52       80.28       42.52           V-C  2.6056E+04  -4.400       0.000
1.000       1.000       42.52       0.000       0.000     DI1_164_167_L_0
  24 D   8.798     -4.3506E-21   83.70       43.99       83.70       43.99           V-C  2.6056E+04  -4.600       0.000
1.000       1.000       43.99       0.000       0.000     DI1_164_167_L_0
```

25	D	9.092	-4.4013E-21	87.10	45.46	87.10	45.46	V-C	2.6056E+04	-4.800	0.000	
1.000		1.000	45.46	0.000	0.000	DI1_164_167_L_0						
26	D	9.387	-4.4592E-21	90.49	46.94	90.49	46.94	V-C	6.2195E+04	-5.000	0.000	
1.000		1.000	46.94	0.000	0.000	DI2_165_168_L_0						
27	D	9.683	-4.5258E-21	93.86	48.41	93.86	48.41	V-C	6.2195E+04	-5.200	0.000	
1.000		1.000	48.41	0.000	0.000	DI2_165_168_L_0						
28	D	9.979	-4.6020E-21	97.03	49.89	97.03	49.89	V-C	6.2195E+04	-5.400	0.000	
1.000		1.000	49.89	0.000	0.000	DI2_165_168_L_0						
29	D	10.27	-4.6887E-21	100.4	51.37	100.4	51.37	V-C	6.2195E+04	-5.600	0.000	
1.000		1.000	51.37	0.000	0.000	DI2_165_168_L_0						
30	D	10.57	-4.7866E-21	103.7	52.86	103.7	52.86	V-C	6.2195E+04	-5.800	0.000	
1.000		1.000	52.86	0.000	0.000	DI2_165_168_L_0						
31	D	10.87	-4.8962E-21	107.1	54.34	107.1	54.34	V-C	6.2195E+04	-6.000	0.000	
1.000		1.000	54.34	0.000	0.000	DI2_165_168_L_0						
32	D	11.17	-5.0178E-21	110.4	55.83	110.4	55.83	V-C	6.2195E+04	-6.200	0.000	
1.000		1.000	55.83	0.000	0.000	DI2_165_168_L_0						
33	D	11.46	-5.1516E-21	113.8	57.32	113.8	57.32	V-C	6.2195E+04	-6.400	0.000	
1.000		1.000	57.32	0.000	0.000	DI2_165_168_L_0						
34	D	11.76	-5.2975E-21	116.9	58.81	116.9	58.81	V-C	6.2195E+04	-6.600	0.000	
1.000		1.000	58.81	0.000	0.000	DI2_165_168_L_0						
35	D	12.06	-5.4543E-21	120.2	60.31	120.2	60.31	V-C	6.2195E+04	-6.800	0.000	
1.000		1.000	60.31	0.000	0.000	DI2_165_168_L_0						
36	D	12.36	-5.6168E-21	123.6	61.81	123.6	61.81	V-C	6.2195E+04	-7.000	0.000	
1.000		1.000	61.81	0.000	0.000	DI2_165_168_L_0						
37	D	12.66	-5.7785E-21	126.9	63.31	126.9	63.31	V-C	6.2195E+04	-7.200	0.000	
1.000		1.000	63.31	0.000	0.000	DI2_165_168_L_0						
38	D	12.96	-5.9329E-21	130.2	64.81	130.2	64.81	V-C	6.2195E+04	-7.400	0.000	
1.000		1.000	64.81	0.000	0.000	DI2_165_168_L_0						
39	D	13.26	-6.0732E-21	133.3	66.31	133.3	66.31	V-C	6.2195E+04	-7.600	0.000	
1.000		1.000	66.31	0.000	0.000	DI2_165_168_L_0						
40	D	13.56	-6.1924E-21	136.7	67.82	136.7	67.82	V-C	6.2195E+04	-7.800	0.000	
1.000		1.000	67.82	0.000	0.000	DI2_165_168_L_0						
41	D	13.87	-6.2842E-21	140.0	69.33	140.0	69.33	V-C	6.2195E+04	-8.000	0.000	
1.000		1.000	69.33	0.000	0.000	DI2_165_168_L_0						
42	D	14.17	-6.3463E-21	143.3	70.84	143.3	70.84	V-C	6.2195E+04	-8.200	0.000	
1.000		1.000	70.84	0.000	0.000	DI2_165_168_L_0						
43	D	14.47	-6.3766E-21	146.5	72.35	146.5	72.35	V-C	6.2195E+04	-8.400	0.000	
1.000		1.000	72.35	0.000	0.000	DI2_165_168_L_0						
44	D	14.77	-6.3732E-21	149.8	73.86	149.8	73.86	V-C	6.2195E+04	-8.600	0.000	
1.000		1.000	73.86	0.000	0.000	DI2_165_168_L_0						
45	D	15.08	-6.3349E-21	153.0	75.38	153.0	75.38	V-C	6.2195E+04	-8.800	0.000	
1.000		1.000	75.38	0.000	0.000	DI2_165_168_L_0						
46	D	15.38	-6.2641E-21	156.3	76.90	156.3	76.90	V-C	6.2195E+04	-9.000	0.000	
1.000		1.000	76.90	0.000	0.000	DI2_165_168_L_0						
47	D	15.68	-6.1640E-21	159.6	78.42	159.6	78.42	V-C	6.2195E+04	-9.200	0.000	
1.000		1.000	78.42	0.000	0.000	DI2_165_168_L_0						
48	D	15.99	-6.0375E-21	162.9	79.94	162.9	79.94	V-C	6.2195E+04	-9.400	0.000	
1.000		1.000	79.94	0.000	0.000	DI2_165_168_L_0						
49	D	16.29	-5.8875E-21	166.1	81.46	166.1	81.46	V-C	6.2195E+04	-9.600	0.000	
1.000		1.000	81.46	0.000	0.000	DI2_165_168_L_0						
50	D	16.60	-5.7166E-21	169.3	82.99	169.3	82.99	V-C	6.2195E+04	-9.800	0.000	
1.000		1.000	82.99	0.000	0.000	DI2_165_168_L_0						
51	D	16.90	-5.5272E-21	172.6	84.52	172.6	84.52	V-C	6.2195E+04	-10.00	0.000	
1.000		1.000	84.52	0.000	0.000	DI2_165_168_L_0						
52	D	17.21	-5.3216E-21	175.9	86.05	175.9	86.05	V-C	6.2195E+04	-10.20	0.000	
1.000		1.000	86.05	0.000	0.000	DI2_165_168_L_0						
53	D	17.52	-5.1018E-21	179.1	87.58	179.1	87.58	V-C	6.2195E+04	-10.40	0.000	
1.000		1.000	87.58	0.000	0.000	DI2_165_168_L_0						
54	D	17.82	-4.8699E-21	182.4	89.11	182.4	89.11	V-C	6.2195E+04	-10.60	0.000	
1.000		1.000	89.11	0.000	0.000	DI2_165_168_L_0						
55	D	18.13	-4.6274E-21	185.7	90.64	185.7	90.64	V-C	6.2195E+04	-10.80	0.000	
1.000		1.000	90.64	0.000	0.000	DI2_165_168_L_0						
56	D	18.44	-4.3761E-21	188.8	92.18	188.8	92.18	V-C	6.2195E+04	-11.00	0.000	
1.000		1.000	92.18	0.000	0.000	DI2_165_168_L_0						
57	D	18.74	-4.1173E-21	192.1	93.72	192.1	93.72	V-C	6.2195E+04	-11.20	0.000	
1.000		1.000	93.72	0.000	0.000	DI2_165_168_L_0						
58	D	19.05	-3.8524E-21	195.4	95.25	195.4	95.25	V-C	6.2195E+04	-11.40	0.000	
1.000		1.000	95.25	0.000	0.000	DI2_165_168_L_0						
59	D	19.36	-3.5825E-21	198.6	96.79	198.6	96.79	V-C	6.2195E+04	-11.60	0.000	
1.000		1.000	96.79	0.000	0.000	DI2_165_168_L_0						
60	D	19.67	-3.3086E-21	201.9	98.33	201.9	98.33	V-C	6.2195E+04	-11.80	0.000	
1.000		1.000	98.33	0.000	0.000	DI2_165_168_L_0						
61	D	19.98	-3.0315E-21	205.1	99.88	205.1	99.88	V-C	6.2195E+04	-12.00	0.000	
1.000		1.000	99.88	0.000	0.000	DI2_165_168_L_0						

```
  62 D   20.28     -2.7521E-21   208.2       101.4       208.2       101.4            V-C  6.2195E+04  -12.20       0.000
1.000       1.000       101.4       0.000       0.000     DI2_165_168_L_0
  63 D   20.59     -2.4710E-21   211.2       103.0       211.2       103.0            V-C  6.2195E+04  -12.40       0.000
1.000       1.000       103.0       0.000       0.000     DI2_165_168_L_0
  64 D   20.90     -2.1886E-21   214.3       104.5       214.3       104.5            V-C  6.2195E+04  -12.60       0.000
1.000       1.000       104.5       0.000       0.000     DI2_165_168_L_0
  65 D   21.21     -1.9054E-21   217.4       106.1       217.4       106.1            V-C  6.2195E+04  -12.80       0.000
1.000       1.000       106.1       0.000       0.000     DI2_165_168_L_0
  66 D   21.52     -1.6218E-21   220.5       107.6       220.5       107.6            V-C  6.2195E+04  -13.00       0.000
1.000       1.000       107.6       0.000       0.000     DI2_165_168_L_0
  67 D   21.83     -1.3380E-21   223.6       109.2       223.6       109.2            V-C  6.2195E+04  -13.20       0.000
1.000       1.000       109.2       0.000       0.000     DI2_165_168_L_0
  68 D   16.61     -1.0540E-21   226.7       110.7       226.7       110.7            V-C  6.2195E+04  -13.40       0.000
1.000       1.000       110.7       0.000       0.000     DI2_165_168_L_0
  69 D   5.574     -9.1200E-22   228.3       111.5       228.3       111.5            V-C  6.2195E+04  -13.50       0.000
1.000       1.000       111.5       0.000       0.000     DI2_165_168_L_0
```

```
+-------------------------------------------------------------------------------------------------------------------------------+
|                   PARATIEPLUS(TM)   NLS ENGINE RELEASE  2018.0    FULL VERSION  *Build date:Nov 13, 2017*                    |
|                                                                                                                               |
|                                    NewProject.BaseDesignSection_28.SISMICAGEO_1273                                            |
|                                   Exe Time : 4 September 2018 18:06:14                                                        |
+-------------------------------------------------------------------------------------------------------------------------------+
New Project


S T R E S S   R E S U L T S   F O R   G R O U P   N O.   2

0_R                                                          :
ELEMENT TYPE    5 NO.OF ELEMENTS. IN THIS GROUP   69
C U R R E N T   T I M E   I S      1.0000

 HARDENING 2D SOIL ELEMENT

 ****** TOTAL STRESS FORMULATION *****

  EL *   FORCE     DISPL-Y  VERTICAL-P  HORIZON.-P     MAX-V-P     MAX-H-P           STATE   STIFFNESS Z-LEVEL      PORE
E FACTOR    UFACTOR       Peq           Su_a         Su_p     LAYER
 ------------------------------------------------------------------------------------------------------------------------------
-------------------------------------------------------------------------------------------
   1 D  7.4201E-02  4.3091E-21   0.000      0.7420       0.000      0.7420            V-C  2.1322E+04   0.000       0.000
1.000       1.000      0.7420       0.000       0.000     DI1_164_167_L_0
   2 D  0.9324      4.2968E-21   3.200       4.662       3.200       4.662            V-C  2.1322E+04 -0.2000       0.000
1.000       1.000       4.662       0.000       0.000     DI1_164_167_L_0
   3 D   1.648      4.2845E-21   6.400       8.238       6.400       8.238            V-C  2.1322E+04 -0.4000       0.000
1.000       1.000       8.238       0.000       0.000     DI1_164_167_L_0
   4 D   2.262      4.2720E-21   9.600       11.31       9.600       11.31            V-C  2.1322E+04 -0.6000       0.000
1.000       1.000       11.31       0.000       0.000     DI1_164_167_L_0
   5 D   2.780      4.2593E-21   12.80       13.90       12.80       13.90            V-C  2.1322E+04 -0.8000       0.000
1.000       1.000       13.90       0.000       0.000     DI1_164_167_L_0
   6 D   3.224      4.2461E-21   16.00       16.12       16.00       16.12            V-C  2.1322E+04  -1.000       0.000
1.000       1.000       16.12       0.000       0.000     DI1_164_167_L_0
   7 D   3.616      4.2321E-21   19.20       18.08       19.20       18.08            V-C  2.1322E+04  -1.200       0.000
1.000       1.000       18.08       0.000       0.000     DI1_164_167_L_0
   8 D   3.975      4.2170E-21   22.40       19.88       22.40       19.88            V-C  2.1322E+04  -1.400       0.000
1.000       1.000       19.88       0.000       0.000     DI1_164_167_L_0
   9 D   4.312      4.2004E-21   25.60       21.56       25.60       21.56            V-C  2.1322E+04  -1.600       0.000
1.000       1.000       21.56       0.000       0.000     DI1_164_167_L_0
  10 D   4.634      4.1818E-21   28.80       23.17       28.80       23.17            V-C  2.1322E+04  -1.800       0.000
1.000       1.000       23.17       0.000       0.000     DI1_164_167_L_0
  11 D   4.946      4.1613E-21   32.00       24.73       32.00       24.73            V-C  2.1322E+04  -2.000       0.000
1.000       1.000       24.73       0.000       0.000     DI1_164_167_L_0
  12 D   5.252      4.1405E-21   35.20       26.26       35.20       26.26            V-C  2.1322E+04  -2.200       0.000
1.000       1.000       26.26       0.000       0.000     DI1_164_167_L_0
  13 D   5.554      4.1218E-21   38.40       27.77       38.40       27.77            V-C  2.1322E+04  -2.400       0.000
1.000       1.000       27.77       0.000       0.000     DI1_164_167_L_0
  14 D   5.853      4.1073E-21   41.60       29.26       41.60       29.26            V-C  2.1322E+04  -2.600       0.000
1.000       1.000       29.26       0.000       0.000     DI1_164_167_L_0
  15 D   6.150      4.0990E-21   44.80       30.75       44.80       30.75            V-C  2.1322E+04  -2.800       0.000
1.000       1.000       30.75       0.000       0.000     DI1_164_167_L_0
  16 D   6.445      4.0991E-21   48.00       32.23       48.00       32.23            V-C  2.1322E+04  -3.000       0.000
1.000       1.000       32.23       0.000       0.000     DI1_164_167_L_0
  17 D   6.740      4.1094E-21   51.20       33.70       51.20       33.70            V-C  2.1322E+04  -3.200       0.000
1.000       1.000       33.70       0.000       0.000     DI1_164_167_L_0
  18 D   7.034      4.1309E-21   54.40       35.17       54.40       35.17            V-C  2.1322E+04  -3.400       0.000
1.000       1.000       35.17       0.000       0.000     DI1_164_167_L_0
  19 D   7.328      4.1607E-21   57.60       36.64       57.60       36.64            V-C  2.1322E+04  -3.600       0.000
1.000       1.000       36.64       0.000       0.000     DI1_164_167_L_0
  20 D   7.622      4.1946E-21   60.80       38.11       60.80       38.11            V-C  2.1322E+04  -3.800       0.000
1.000       1.000       38.11       0.000       0.000     DI1_164_167_L_0
  21 D   7.915      4.2295E-21   64.00       39.58       64.00       39.58            V-C  2.1322E+04  -4.000       0.000
1.000       1.000       39.58       0.000       0.000     DI1_164_167_L_0
  22 D   8.209      4.2662E-21   67.20       41.05       67.20       41.05            V-C  2.1322E+04  -4.200       0.000
1.000       1.000       41.05       0.000       0.000     DI1_164_167_L_0
  23 D   8.503      4.3061E-21   70.40       42.52       70.40       42.52            V-C  2.1322E+04  -4.400       0.000
1.000       1.000       42.52       0.000       0.000     DI1_164_167_L_0
  24 D   8.798      4.3506E-21   73.60       43.99       73.60       43.99            V-C  2.1322E+04  -4.600       0.000
1.000       1.000       43.99       0.000       0.000     DI1_164_167_L_0
```

25 D	9.092	4.4013E-21	76.80	45.46	76.80	45.46	V-C	2.1322E+04	-4.800	0.000	1.000	1.000
45.46	0.000	0.000	DI1_164_167_L_0									
26 D	9.387	4.4592E-21	80.00	46.94	80.00	46.94	V-C	4.5893E+04	-5.000	0.000	1.000	1.000
46.94	0.000	0.000	DI2_165_168_L_0									
27 D	9.683	4.5258E-21	83.20	48.41	83.20	48.41	V-C	4.5893E+04	-5.200	0.000	1.000	1.000
48.41	0.000	0.000	DI2_165_168_L_0									
28 D	9.979	4.6020E-21	86.40	49.89	86.40	49.89	V-C	4.5893E+04	-5.400	0.000	1.000	1.000
49.89	0.000	0.000	DI2_165_168_L_0									
29 D	10.27	4.6887E-21	89.60	51.37	89.60	51.37	V-C	4.5893E+04	-5.600	0.000	1.000	1.000
51.37	0.000	0.000	DI2_165_168_L_0									
30 D	10.57	4.7866E-21	92.80	52.86	92.80	52.86	V-C	4.5893E+04	-5.800	0.000	1.000	1.000
52.86	0.000	0.000	DI2_165_168_L_0									
31 D	10.87	4.8962E-21	96.00	54.34	96.00	54.34	V-C	4.5893E+04	-6.000	0.000	1.000	1.000
54.34	0.000	0.000	DI2_165_168_L_0									
32 D	11.17	5.0178E-21	99.20	55.83	99.20	55.83	V-C	4.5893E+04	-6.200	0.000	1.000	1.000
55.83	0.000	0.000	DI2_165_168_L_0									
33 D	11.46	5.1516E-21	102.4	57.32	102.4	57.32	V-C	4.5893E+04	-6.400	0.000	1.000	1.000
57.32	0.000	0.000	DI2_165_168_L_0									
34 D	11.76	5.2975E-21	105.6	58.81	105.6	58.81	V-C	4.5893E+04	-6.600	0.000	1.000	1.000
58.81	0.000	0.000	DI2_165_168_L_0									
35 D	12.06	5.4543E-21	108.8	60.31	108.8	60.31	V-C	4.5893E+04	-6.800	0.000	1.000	1.000
60.31	0.000	0.000	DI2_165_168_L_0									
36 D	12.36	5.6168E-21	112.0	61.81	112.0	61.81	V-C	4.5893E+04	-7.000	0.000	1.000	1.000
61.81	0.000	0.000	DI2_165_168_L_0									
37 D	12.66	5.7785E-21	115.2	63.31	115.2	63.31	V-C	4.5893E+04	-7.200	0.000	1.000	1.000
63.31	0.000	0.000	DI2_165_168_L_0									
38 D	12.96	5.9329E-21	118.4	64.81	118.4	64.81	V-C	4.5893E+04	-7.400	0.000	1.000	1.000
64.81	0.000	0.000	DI2_165_168_L_0									
39 D	13.26	6.0732E-21	121.6	66.31	121.6	66.31	V-C	4.5893E+04	-7.600	0.000	1.000	1.000
66.31	0.000	0.000	DI2_165_168_L_0									
40 D	13.56	6.1924E-21	124.8	67.82	124.8	67.82	V-C	4.5893E+04	-7.800	0.000	1.000	1.000
67.82	0.000	0.000	DI2_165_168_L_0									
41 D	13.87	6.2842E-21	128.0	69.33	128.0	69.33	V-C	4.5893E+04	-8.000	0.000	1.000	1.000
69.33	0.000	0.000	DI2_165_168_L_0									
42 D	14.17	6.3463E-21	131.2	70.84	131.2	70.84	V-C	4.5893E+04	-8.200	0.000	1.000	1.000
70.84	0.000	0.000	DI2_165_168_L_0									
43 D	14.47	6.3766E-21	134.4	72.35	134.4	72.35	V-C	4.5893E+04	-8.400	0.000	1.000	1.000
72.35	0.000	0.000	DI2_165_168_L_0									
44 D	14.77	6.3732E-21	137.6	73.86	137.6	73.86	V-C	4.5893E+04	-8.600	0.000	1.000	1.000
73.86	0.000	0.000	DI2_165_168_L_0									
45 D	15.08	6.3349E-21	140.8	75.38	140.8	75.38	V-C	4.5893E+04	-8.800	0.000	1.000	1.000
75.38	0.000	0.000	DI2_165_168_L_0									
46 D	15.38	6.2641E-21	144.0	76.90	144.0	76.90	V-C	4.5893E+04	-9.000	0.000	1.000	1.000
76.90	0.000	0.000	DI2_165_168_L_0									
47 D	15.68	6.1640E-21	147.2	78.42	147.2	78.42	V-C	4.5893E+04	-9.200	0.000	1.000	1.000
78.42	0.000	0.000	DI2_165_168_L_0									
48 D	15.99	6.0375E-21	150.4	79.94	150.4	79.94	V-C	4.5893E+04	-9.400	0.000	1.000	1.000
79.94	0.000	0.000	DI2_165_168_L_0									
49 D	16.29	5.8875E-21	153.6	81.46	153.6	81.46	V-C	4.5893E+04	-9.600	0.000	1.000	1.000
81.46	0.000	0.000	DI2_165_168_L_0									
50 D	16.60	5.7166E-21	156.8	82.99	156.8	82.99	V-C	4.5893E+04	-9.800	0.000	1.000	1.000
82.99	0.000	0.000	DI2_165_168_L_0									
51 D	16.90	5.5272E-21	160.0	84.52	160.0	84.52	V-C	4.5893E+04	-10.00	0.000	1.000	1.000
84.52	0.000	0.000	DI2_165_168_L_0									
52 D	17.21	5.3216E-21	163.2	86.05	163.2	86.05	V-C	4.5893E+04	-10.20	0.000	1.000	1.000
86.05	0.000	0.000	DI2_165_168_L_0									
53 D	17.52	5.1018E-21	166.4	87.58	166.4	87.58	V-C	4.5893E+04	-10.40	0.000	1.000	1.000
87.58	0.000	0.000	DI2_165_168_L_0									
54 D	17.82	4.8699E-21	169.6	89.11	169.6	89.11	V-C	4.5893E+04	-10.60	0.000	1.000	1.000
89.11	0.000	0.000	DI2_165_168_L_0									
55 D	18.13	4.6274E-21	172.8	90.64	172.8	90.64	V-C	4.5893E+04	-10.80	0.000	1.000	1.000
90.64	0.000	0.000	DI2_165_168_L_0									
56 D	18.44	4.3761E-21	176.0	92.18	176.0	92.18	V-C	4.5893E+04	-11.00	0.000	1.000	1.000
92.18	0.000	0.000	DI2_165_168_L_0									
57 D	18.74	4.1173E-21	179.2	93.72	179.2	93.72	V-C	4.5893E+04	-11.20	0.000	1.000	1.000
93.72	0.000	0.000	DI2_165_168_L_0									
58 D	19.05	3.8524E-21	182.4	95.25	182.4	95.25	V-C	4.5893E+04	-11.40	0.000	1.000	1.000
95.25	0.000	0.000	DI2_165_168_L_0									
59 D	19.36	3.5825E-21	185.6	96.79	185.6	96.79	V-C	4.5893E+04	-11.60	0.000	1.000	1.000
96.79	0.000	0.000	DI2_165_168_L_0									
60 D	19.67	3.3086E-21	188.8	98.33	188.8	98.33	V-C	4.5893E+04	-11.80	0.000	1.000	1.000
98.33	0.000	0.000	DI2_165_168_L_0									
61 D	19.98	3.0315E-21	192.0	99.88	192.0	99.88	V-C	4.5893E+04	-12.00	0.000	1.000	1.000
99.88	0.000	0.000	DI2_165_168_L_0									

```
  62 D   20.28      2.7521E-21   195.2       101.4       195.2       101.4            V-C  4.5893E+04  -12.20       0.000
1.000       1.000       101.4       0.000       0.000     DI2_165_168_L_0
  63 D   20.59      2.4710E-21   198.4       103.0       198.4       103.0            V-C  4.5893E+04  -12.40       0.000
1.000       1.000       103.0       0.000       0.000     DI2_165_168_L_0
  64 D   20.90      2.1886E-21   201.6       104.5       201.6       104.5            V-C  4.5893E+04  -12.60       0.000
1.000       1.000       104.5       0.000       0.000     DI2_165_168_L_0
  65 D   21.21      1.9054E-21   204.8       106.1       204.8       106.1            V-C  4.5893E+04  -12.80       0.000
1.000       1.000       106.1       0.000       0.000     DI2_165_168_L_0
  66 D   21.52      1.6218E-21   208.0       107.6       208.0       107.6            V-C  4.5893E+04  -13.00       0.000
1.000       1.000       107.6       0.000       0.000     DI2_165_168_L_0
  67 D   21.83      1.3380E-21   211.2       109.2       211.2       109.2            V-C  4.5893E+04  -13.20       0.000
1.000       1.000       109.2       0.000       0.000     DI2_165_168_L_0
  68 D   16.61      1.0540E-21   214.4       110.7       214.4       110.7            V-C  4.5893E+04  -13.40       0.000
1.000       1.000       110.7       0.000       0.000     DI2_165_168_L_0
  69 D   5.574      9.1200E-22   216.0       111.5       216.0       111.5            V-C  4.5893E+04  -13.50       0.000
1.000       1.000       111.5       0.000       0.000     DI2_165_168_L_0
```

```
+-------------------------------------------------------------------------------------------------------------------------+
|                   PARATIEPLUS(TM)   NLS ENGINE RELEASE  2018.0    FULL VERSION  *Build date:Nov 13, 2017*              |
|                                                                                                                         |
|                                    NewProject.BaseDesignSection_28.SISMICAGEO_1273                                      |
|                                   Exe Time : 4 September 2018 18:06:14                                                  |
+-------------------------------------------------------------------------------------------------------------------------+
New Project


S T R E S S   R E S U L T S   F O R   G R O U P   N O.   3

WallElement_33                                                :
ELEMENT TYPE    2 NO.OF ELEMENTS. IN THIS GROUP   68
C U R R E N T   T I M E   I S     1.0000

 WALL2D ELEMENT

   EL      TA          TB          MA          MB
-----------------------------------------------------
    1-9.13302E-18 9.13302E-18-2.11612E-28-1.82660E-18
    2-2.75897E-17 2.75897E-17 1.82660E-18-7.34455E-18
    3-4.62371E-17 4.62371E-17 7.34455E-18-1.65920E-17
    4-6.50756E-17 6.50756E-17 1.65920E-17-2.96071E-17
    5-8.41055E-17 8.41055E-17 2.96071E-17-4.64282E-17
    6-1.03328E-16 1.03328E-16 4.64282E-17-6.70938E-17
    7-1.22744E-16 1.22744E-16 6.70938E-17-9.16426E-17
    8-1.42356E-16 1.42356E-16 9.16426E-17-1.20114E-16
    9-1.62166E-16 1.62166E-16 1.20114E-16-1.52547E-16
   10 7.06001E-16-7.06001E-16 1.52547E-16-1.13468E-17
   11 6.85786E-16-6.85786E-16 1.13468E-17 1.25810E-16
   12 6.65362E-16-6.65362E-16-1.25810E-16 2.58883E-16
   13 6.44725E-16-6.44725E-16-2.58883E-16 3.87828E-16
   14 6.23870E-16-6.23870E-16-3.87828E-16 5.12602E-16
   15 6.02791E-16-6.02791E-16-5.12602E-16 6.33160E-16
   16 5.81483E-16-5.81483E-16-6.33160E-16 7.49457E-16
   17-1.21642E-15 1.21642E-15-7.49457E-16 5.06174E-16
   18-1.23820E-15 1.23820E-15-5.06174E-16 2.58533E-16
   19-1.26023E-15 1.26023E-15-2.58533E-16 6.48656E-18
   20 4.93838E-16-4.93838E-16-6.48656E-18 1.05254E-16
   21 4.71294E-16-4.71294E-16-1.05254E-16 1.99512E-16
   22 4.48486E-16-4.48486E-16-1.99512E-16 2.89210E-16
   23 4.25410E-16-4.25410E-16-2.89210E-16 3.74292E-16
   24 4.02062E-16-4.02062E-16-3.74292E-16 4.54704E-16
   25 3.78439E-16-3.78439E-16-4.54704E-16 5.30392E-16
   26 3.23914E-16-3.23914E-16-5.30392E-16 5.95174E-16
   27 2.68758E-16-2.68758E-16-5.95174E-16 6.48926E-16
   28 2.12973E-16-2.12973E-16-6.48926E-16 6.91520E-16
   29 1.56567E-16-1.56567E-16-6.91520E-16 7.22834E-16
   30 9.95529E-17-9.95529E-17-7.22834E-16 7.42744E-16
   31 4.19505E-17-4.19505E-17-7.42744E-16 7.51134E-16
   32-1.62139E-17 1.62139E-17-7.51134E-16 7.47892E-16
   33-7.49062E-17 7.49062E-17-7.47892E-16 7.32910E-16
   34-1.91044E-15 1.91044E-15-7.32910E-16 3.50822E-16
   35-1.97005E-15 1.97005E-15-3.50822E-16-4.31882E-17
   36-2.03004E-15 2.03004E-15 4.31882E-17-4.49194E-16
   37-2.09033E-15 2.09033E-15 4.49194E-16-8.67260E-16
   38-2.15085E-15 2.15085E-15 8.67260E-16-1.29743E-15
   39-2.21151E-15 2.21151E-15 1.29743E-15-1.73973E-15
   40-4.95857E-16 4.95857E-16 1.73973E-15-1.83890E-15
   41-5.56506E-16 5.56506E-16 1.83890E-15-1.95020E-15
   42-6.16991E-16 6.16991E-16 1.95020E-15-2.07360E-15
   43-6.77197E-16 6.77197E-16 2.07360E-15-2.20904E-15
   44 1.03935E-15-1.03935E-15 2.20904E-15-2.00117E-15
   45 9.80063E-16-9.80063E-16 2.00117E-15-1.80516E-15
   46 9.21416E-16-9.21416E-16 1.80516E-15-1.62088E-15
   47 8.63537E-16-8.63537E-16 1.62088E-15-1.44817E-15
   48 8.06548E-16-8.06548E-16 1.44817E-15-1.28686E-15
   49 7.50572E-16-7.50572E-16 1.28686E-15-1.13675E-15
   50 6.95727E-16-6.95727E-16 1.13675E-15-9.97601E-16
   51 6.42127E-16-6.42127E-16 9.97601E-16-8.69172E-16
   52 5.89883E-16-5.89883E-16 8.69172E-16-7.51201E-16
```

```
53 5.39097E-16-5.39097E-16 7.51201E-16-6.43382E-16
54 4.89868E-16-4.89868E-16 6.43382E-16-5.45408E-16
55 4.42284E-16-4.42284E-16 5.45408E-16-4.56951E-16
56 3.96427E-16-3.96427E-16 4.56951E-16-3.77666E-16
57 3.52372E-16-3.52372E-16 3.77666E-16-3.07191E-16
58 3.10183E-16-3.10183E-16 3.07191E-16-2.45155E-16
59 2.69919E-16-2.69919E-16 2.45155E-16-1.91171E-16
60 2.31627E-16-2.31627E-16 1.91171E-16-1.44846E-16
61 1.95348E-16-1.95348E-16 1.44846E-16-1.05776E-16
62 1.61116E-16-1.61116E-16 1.05776E-16-7.35528E-17
63 1.28957E-16-1.28957E-16 7.35528E-17-4.77615E-17
64 9.88890E-17-9.88890E-17 4.77615E-17-2.79837E-17
65 7.09262E-17-7.09262E-17 2.79837E-17-1.37984E-17
66 4.50770E-17-4.50770E-17 1.37984E-17-4.78302E-18
67 2.13460E-17-2.13460E-17 4.78302E-18-5.13821E-19
68 5.13769E-18-5.13769E-18 5.13821E-19-2.27192E-28
```

```
+-------------------------------------------------------------------------------------------------------------------------------+
|                   PARATIEPLUS(TM)   NLS ENGINE RELEASE  2018.0    FULL VERSION  *Build date:Nov 13, 2017*                     |
|                                                                                                                               |
|                                    NewProject.BaseDesignSection_28.SISMICAGEO_1273                                            |
|                                   Exe Time : 4 September 2018 18:06:14                                                        |
+-------------------------------------------------------------------------------------------------------------------------------+
New Project


S T R E S S    R E S U L T S    F O R    G R O U P    N O.    4

Tieback_175                                                 :
ELEMENT TYPE    6 NO.OF ELEMENTS. IN THIS GROUP    1
C U R R E N T    T I M E    I S      1.0000

 POST-TENSION 2D-BOUNDARY ELEMENT

         EL    FORCE          d0          EDISPL     pl. eps          K     -ve limit   +ve limit
-------------------------------------------------------------------------------------------------------

***** NO ONE ELEMENT ACTIVE AT CURRENT STEP *****

ITER     0 RNORM = 0.000     RMNORM= 0.000
           RINORM=0.2251E+05 RIMNOR=0.9457E-28
           RENORM= 72.89     REMNOR=0.5030E-53 RATIO =0.5691E-01 TOLER =0.1000E-03  NOT CONVERGED
           RFMAX = 21.83     RMMAX =0.2209E-14
           RTSMAL=0.1000E-03 RMSMAL=0.1000E-19
           RDT   =0.2251E+05 RDR   =0.1000E-19
           RATIOT=0.5691E-01 RATIOR= 0.000
           MAX UN= 3.224     IEQ=    11 NODE      6 DOF   1  Y-DISPL.F
           MIN UN=-.5522E-27 IEQ=    96 NODE     48 DOF   2   X-ROT. F
           NO. OF CONTACT CONSTRAINT VIOLATIONS     0


ITER     2 RNORM = 0.000     RMNORM= 0.000
           RINORM=0.2251E+05 RIMNOR=0.9457E-28
           RENORM=0.5742     REMNOR=0.1282E-20 RATIO =0.5051E-02 TOLER =0.1000E-03  NOT CONVERGED
           RFMAX = 21.83     RMMAX =0.2209E-14
           RTSMAL=0.1000E-03 RMSMAL=0.1000E-19
           RDT   =0.2251E+05 RDR   =0.1000E-19
           RATIOT=0.5051E-02 RATIOR= 0.000
           MAX UN=0.5884     IEQ=     1 NODE      1 DOF   1  Y-DISPL.F
           MIN UN=-.1295E-09 IEQ=   135 NODE     68 DOF   1  Y-DISPL.F
           NO. OF CONTACT CONSTRAINT VIOLATIONS     0


ITER     3 RNORM = 0.000     RMNORM= 0.000
           RINORM=0.2251E+05 RIMNOR=0.9457E-28
           RENORM=0.5437E-19 REMNOR=0.1477E-21 RATIO =0.1554E-11 TOLER =0.1000E-03      CONVERGED !
           RFMAX = 21.83     RMMAX =0.2209E-14
           RTSMAL=0.1000E-03 RMSMAL=0.1000E-19
           RDT   =0.2251E+05 RDR   =0.1000E-19
           RATIOT=0.1554E-11 RATIOR= 0.000
           MAX UN=0.7487E-10 IEQ=     9 NODE      5 DOF   1  Y-DISPL.F
           MIN UN=-.8963E-10 IEQ=     3 NODE      2 DOF   1  Y-DISPL.F
           NO. OF CONTACT CONSTRAINT VIOLATIONS     0
```

```
+-------------------------------------------------------------------------------------------------------------------------+
|                   PARATIEPLUS(TM)   NLS ENGINE RELEASE  2018.0    FULL VERSION  *Build date:Nov 13, 2017*              |
|                                                                                                                         |
|                                    NewProject.BaseDesignSection_28.SISMICAGEO_1273                                      |
|                                   Exe Time : 4 September 2018 18:06:14                                                  |
+-------------------------------------------------------------------------------------------------------------------------+
New Project
SOLUTION REACHED USING     3 ITERATIONS ON   40

P R I N T   O U T   F O R   T I M E   S T E P    2     ( AT TIME   2.000     )

PRINT OUT OF ACTIVE COMPONENTS (FIXED NODES ARE NOT PRINTED OUT)

          Y-DISPL.F        X-ROT. F
            (02)             (04)           (
    1   1.5474993E-04  -2.6689271E-05
    2   1.4941207E-04  -2.6689268E-05
    3   1.4407436E-04  -2.6687102E-05
    4   1.3873781E-04  -2.6676210E-05
    5   1.3340535E-04  -2.6643217E-05
    6   1.2808350E-04  -2.6565627E-05
    7   1.2278414E-04  -2.6412416E-05
    8   1.1752504E-04  -2.6161592E-05
    9   1.1232592E-04  -2.5814654E-05
   10   1.0720480E-04  -2.5383367E-05
   11   1.0217745E-04  -2.4878898E-05
   12   9.7257432E-05  -2.4311610E-05
   13   9.2456360E-05  -2.3690966E-05
   14   8.7784036E-05  -2.3025477E-05
   15   8.3248657E-05  -2.2322680E-05
   16   7.8857013E-05  -2.1589135E-05
   17   7.4614659E-05  -2.0830429E-05
   18   7.0526188E-05  -2.0051204E-05
   19   6.6595299E-05  -1.9255159E-05
   20   6.2825060E-05  -1.8445090E-05
   21   5.9218088E-05  -1.7622918E-05
   22   5.5776647E-05  -1.6789704E-05
   23   5.2502925E-05  -1.5945709E-05
   24   4.9399117E-05  -1.5090414E-05
   25   4.6467597E-05  -1.4222555E-05
   26   4.3711063E-05  -1.3340168E-05
   27   4.1132227E-05  -1.2447517E-05
   28   3.8732079E-05  -1.1554716E-05
   29   3.6509766E-05  -1.0670524E-05
   30   3.4462797E-05  -9.8024252E-06
   31   3.2587303E-05  -8.9567303E-06
   32   3.0878270E-05  -8.1386768E-06
   33   2.9329715E-05  -7.3525052E-06
   34   2.7934919E-05  -6.6015743E-06
   35   2.6686566E-05  -5.8884311E-06
   36   2.5576906E-05  -5.2148986E-06
   37   2.4597892E-05  -4.5821571E-06
   38   2.3741289E-05  -3.9908069E-06
   39   2.2998803E-05  -3.4409572E-06
   40   2.2362161E-05  -2.9322787E-06
   41   2.1823193E-05  -2.4640680E-06
   42   2.1373904E-05  -2.0353038E-06
   43   2.1006528E-05  -1.6446993E-06
   44   2.0713581E-05  -1.2907491E-06
   45   2.0487898E-05  -9.7177479E-07
   46   2.0322661E-05  -6.8595728E-07
   47   2.0211432E-05  -4.3138225E-07
   48   2.0148158E-05  -2.0606508E-07
   49   2.0127190E-05  -7.9807826E-09
   50   2.0143286E-05   1.6491027E-07
   51   2.0191611E-05   3.1464374E-07
   52   2.0267736E-05   4.4322998E-07
   53   2.0367620E-05   5.5262373E-07
   54   2.0487629E-05   6.4474925E-07
   55   2.0624490E-05   7.2144212E-07
   56   2.0775295E-05   7.8446536E-07
```

57	2.0937477E-05	8.3549510E-07
58	2.1108799E-05	8.7611374E-07
59	2.1287327E-05	9.0780437E-07
60	2.1471417E-05	9.3194643E-07
61	2.1659688E-05	9.4981227E-07
62	2.1851001E-05	9.6256464E-07
63	2.2044443E-05	9.7125483E-07
64	2.2239295E-05	9.7682140E-07
65	2.2435018E-05	9.8008929E-07
66	2.2631225E-05	9.8176941E-07
67	2.2827660E-05	9.8245833E-07
68	2.3024174E-05	9.8263827E-07
69	2.3122448E-05	9.8264620E-07

```
+-------------------------------------------------------------------------------------------------------------------------------+
|                   PARATIEPLUS(TM)   NLS ENGINE RELEASE  2018.0    FULL VERSION  *Build date:Nov 13, 2017*                    |
|                                                                                                                               |
|                                    NewProject.BaseDesignSection_28.SISMICAGEO_1273                                            |
|                                   Exe Time : 4 September 2018 18:06:14                                                        |
+-------------------------------------------------------------------------------------------------------------------------------+
New Project


S T R E S S   R E S U L T S   F O R   G R O U P   N O.   1

0_L                                                              :
ELEMENT TYPE    5 NO.OF ELEMENTS. IN THIS GROUP   69
C U R R E N T   T I M E   I S      2.0000

 HARDENING 2D SOIL ELEMENT

 ****** TOTAL STRESS FORMULATION *****

  EL *   FORCE     DISPL-Y  VERTICAL-P  HORIZON.-P     MAX-V-P     MAX-H-P           STATE   STIFFNESS Z-LEVEL      PORE
E FACTOR    UFACTOR       Peq           Su_a         Su_p     LAYER
 ------------------------------------------------------------------------------------------------------------------------------
-------------------------------------------------------------------------------------------
   1 D  4.4508E-04 -1.5475E-04  1.0882E-02  4.4508E-03  1.0882E-02  0.7420          ACTIVE   0.000       0.000       0.000
1.000       1.000      4.4508E-03   0.000       0.000     DI1_164_167_L_0
   2 D  0.2655     -1.4941E-04   3.246       1.328       3.246       4.662          ACTIVE   0.000      -0.2000      0.000
1.000       1.000       1.328       0.000       0.000     DI1_164_167_L_0
   3 D  0.5434     -1.4407E-04   6.643       2.717       6.643       8.238          ACTIVE   0.000      -0.4000      0.000
1.000       1.000       2.717       0.000       0.000     DI1_164_167_L_0
   4 D   1.105     -1.3874E-04   10.25       5.524       10.25       11.31           UL-RL  4.1689E+04 -0.6000      0.000
1.000       1.000       5.524       0.000       0.000     DI1_164_167_L_0
   5 D   1.667     -1.3341E-04   14.01       8.336       14.01       13.90           UL-RL  4.1689E+04 -0.8000      0.000
1.000       1.000       8.336       0.000       0.000     DI1_164_167_L_0
   6 D   2.156     -1.2808E-04   17.84       10.78       17.84       16.12           UL-RL  4.1689E+04  -1.000      0.000
1.000       1.000       10.78       0.000       0.000     DI1_164_167_L_0
   7 D   2.593     -1.2278E-04   21.67       12.96       21.67       18.08           UL-RL  4.1689E+04  -1.200      0.000
1.000       1.000       12.96       0.000       0.000     DI1_164_167_L_0
   8 D   2.995     -1.1753E-04   25.73       14.98       25.73       19.88           UL-RL  4.1689E+04  -1.400      0.000
1.000       1.000       14.98       0.000       0.000     DI1_164_167_L_0
   9 D   3.375     -1.1233E-04   30.08       16.88       30.08       21.56           UL-RL  4.1689E+04  -1.600      0.000
1.000       1.000       16.88       0.000       0.000     DI1_164_167_L_0
  10 D   3.740     -1.0720E-04   34.22       18.70       34.22       23.17           UL-RL  4.1689E+04  -1.800      0.000
1.000       1.000       18.70       0.000       0.000     DI1_164_167_L_0
  11 D   4.094     -1.0218E-04   38.20       20.47       38.20       24.73           UL-RL  4.1689E+04  -2.000      0.000
1.000       1.000       20.47       0.000       0.000     DI1_164_167_L_0
  12 D   4.441     -9.7257E-05   41.58       22.21       41.58       26.26           UL-RL  4.1689E+04  -2.200      0.000
1.000       1.000       22.21       0.000       0.000     DI1_164_167_L_0
  13 D   4.783     -9.2456E-05   45.39       23.92       45.39       27.77           UL-RL  4.1689E+04  -2.400      0.000
1.000       1.000       23.92       0.000       0.000     DI1_164_167_L_0
  14 D   5.121     -8.7784E-05   49.13       25.60       49.13       29.26           UL-RL  4.1689E+04  -2.600      0.000
1.000       1.000       25.60       0.000       0.000     DI1_164_167_L_0
  15 D   5.455     -8.3249E-05   52.79       27.28       52.79       30.75           UL-RL  4.1689E+04  -2.800      0.000
1.000       1.000       27.28       0.000       0.000     DI1_164_167_L_0
  16 D   5.788     -7.8857E-05   56.41       28.94       56.41       32.23           UL-RL  4.1689E+04  -3.000      0.000
1.000       1.000       28.94       0.000       0.000     DI1_164_167_L_0
  17 D   6.118     -7.4615E-05   59.97       30.59       59.97       33.70           UL-RL  4.1689E+04  -3.200      0.000
1.000       1.000       30.59       0.000       0.000     DI1_164_167_L_0
  18 D   6.446     -7.0526E-05   63.19       32.23       63.19       35.17           UL-RL  4.1689E+04  -3.400      0.000
1.000       1.000       32.23       0.000       0.000     DI1_164_167_L_0
  19 D   6.773     -6.6595E-05   66.71       33.86       66.71       36.64           UL-RL  4.1689E+04  -3.600      0.000
1.000       1.000       33.86       0.000       0.000     DI1_164_167_L_0
  20 D   7.098     -6.2825E-05   70.19       35.49       70.19       38.11           UL-RL  4.1689E+04  -3.800      0.000
1.000       1.000       35.49       0.000       0.000     DI1_164_167_L_0
  21 D   7.422     -5.9218E-05   73.66       37.11       73.66       39.58           UL-RL  4.1689E+04  -4.000      0.000
1.000       1.000       37.11       0.000       0.000     DI1_164_167_L_0
  22 D   7.744     -5.5777E-05   77.10       38.72       77.10       41.05           UL-RL  4.1689E+04  -4.200      0.000
1.000       1.000       38.72       0.000       0.000     DI1_164_167_L_0
  23 D   8.066     -5.2503E-05   80.28       40.33       80.28       42.52           UL-RL  4.1689E+04  -4.400      0.000
1.000       1.000       40.33       0.000       0.000     DI1_164_167_L_0
  24 D   8.386     -4.9399E-05   83.70       41.93       83.70       43.99           UL-RL  4.1689E+04  -4.600      0.000
1.000       1.000       41.93       0.000       0.000     DI1_164_167_L_0
```

25 D	8.705	-4.6468E-05	87.10	43.52	87.10	45.46	UL-RL	4.1689E+04	-4.800	0.000	
1.000	1.000	43.52	0.000	0.000	DI1_164_167_L_0						
26 D	8.517	-4.3711E-05	90.49	42.59	90.49	46.94	UL-RL	9.9511E+04	-5.000	0.000	
1.000	1.000	42.59	0.000	0.000	DI2_165_168_L_0						
27 D	8.864	-4.1132E-05	93.86	44.32	93.86	48.41	UL-RL	9.9511E+04	-5.200	0.000	
1.000	1.000	44.32	0.000	0.000	DI2_165_168_L_0						
28 D	9.208	-3.8732E-05	97.03	46.04	97.03	49.89	UL-RL	9.9511E+04	-5.400	0.000	
1.000	1.000	46.04	0.000	0.000	DI2_165_168_L_0						
29 D	9.548	-3.6510E-05	100.4	47.74	100.4	51.37	UL-RL	9.9511E+04	-5.600	0.000	
1.000	1.000	47.74	0.000	0.000	DI2_165_168_L_0						
30 D	9.886	-3.4463E-05	103.7	49.43	103.7	52.86	UL-RL	9.9511E+04	-5.800	0.000	
1.000	1.000	49.43	0.000	0.000	DI2_165_168_L_0						
31 D	10.22	-3.2587E-05	107.1	51.10	107.1	54.34	UL-RL	9.9511E+04	-6.000	0.000	
1.000	1.000	51.10	0.000	0.000	DI2_165_168_L_0						
32 D	10.55	-3.0878E-05	110.4	52.76	110.4	55.83	UL-RL	9.9511E+04	-6.200	0.000	
1.000	1.000	52.76	0.000	0.000	DI2_165_168_L_0						
33 D	10.88	-2.9330E-05	113.8	54.40	113.8	57.32	UL-RL	9.9511E+04	-6.400	0.000	
1.000	1.000	54.40	0.000	0.000	DI2_165_168_L_0						
34 D	11.21	-2.7935E-05	116.9	56.03	116.9	58.81	UL-RL	9.9511E+04	-6.600	0.000	
1.000	1.000	56.03	0.000	0.000	DI2_165_168_L_0						
35 D	11.53	-2.6687E-05	120.2	57.65	120.2	60.31	UL-RL	9.9511E+04	-6.800	0.000	
1.000	1.000	57.65	0.000	0.000	DI2_165_168_L_0						
36 D	11.85	-2.5577E-05	123.6	59.26	123.6	61.81	UL-RL	9.9511E+04	-7.000	0.000	
1.000	1.000	59.26	0.000	0.000	DI2_165_168_L_0						
37 D	12.17	-2.4598E-05	126.9	60.86	126.9	63.31	UL-RL	9.9511E+04	-7.200	0.000	
1.000	1.000	60.86	0.000	0.000	DI2_165_168_L_0						
38 D	12.49	-2.3741E-05	130.2	62.44	130.2	64.81	UL-RL	9.9511E+04	-7.400	0.000	
1.000	1.000	62.44	0.000	0.000	DI2_165_168_L_0						
39 D	12.80	-2.2999E-05	133.3	64.02	133.3	66.31	UL-RL	9.9511E+04	-7.600	0.000	
1.000	1.000	64.02	0.000	0.000	DI2_165_168_L_0						
40 D	13.12	-2.2362E-05	136.7	65.59	136.7	67.82	UL-RL	9.9511E+04	-7.800	0.000	
1.000	1.000	65.59	0.000	0.000	DI2_165_168_L_0						
41 D	13.43	-2.1823E-05	140.0	67.15	140.0	69.33	UL-RL	9.9511E+04	-8.000	0.000	
1.000	1.000	67.15	0.000	0.000	DI2_165_168_L_0						
42 D	13.74	-2.1374E-05	143.3	68.71	143.3	70.84	UL-RL	9.9511E+04	-8.200	0.000	
1.000	1.000	68.71	0.000	0.000	DI2_165_168_L_0						
43 D	14.05	-2.1007E-05	146.5	70.26	146.5	72.35	UL-RL	9.9511E+04	-8.400	0.000	
1.000	1.000	70.26	0.000	0.000	DI2_165_168_L_0						
44 D	14.36	-2.0714E-05	149.8	71.80	149.8	73.86	UL-RL	9.9511E+04	-8.600	0.000	
1.000	1.000	71.80	0.000	0.000	DI2_165_168_L_0						
45 D	14.67	-2.0488E-05	153.0	73.34	153.0	75.38	UL-RL	9.9511E+04	-8.800	0.000	
1.000	1.000	73.34	0.000	0.000	DI2_165_168_L_0						
46 D	14.98	-2.0323E-05	156.3	74.88	156.3	76.90	UL-RL	9.9511E+04	-9.000	0.000	
1.000	1.000	74.88	0.000	0.000	DI2_165_168_L_0						
47 D	15.28	-2.0211E-05	159.6	76.41	159.6	78.42	UL-RL	9.9511E+04	-9.200	0.000	
1.000	1.000	76.41	0.000	0.000	DI2_165_168_L_0						
48 D	15.59	-2.0148E-05	162.9	77.94	162.9	79.94	UL-RL	9.9511E+04	-9.400	0.000	
1.000	1.000	77.94	0.000	0.000	DI2_165_168_L_0						
49 D	15.89	-2.0127E-05	166.1	79.46	166.1	81.46	UL-RL	9.9511E+04	-9.600	0.000	
1.000	1.000	79.46	0.000	0.000	DI2_165_168_L_0						
50 D	16.20	-2.0143E-05	169.3	80.99	169.3	82.99	UL-RL	9.9511E+04	-9.800	0.000	
1.000	1.000	80.99	0.000	0.000	DI2_165_168_L_0						
51 D	16.50	-2.0192E-05	172.6	82.51	172.6	84.52	UL-RL	9.9511E+04	-10.00	0.000	
1.000	1.000	82.51	0.000	0.000	DI2_165_168_L_0						
52 D	16.81	-2.0268E-05	175.9	84.03	175.9	86.05	UL-RL	9.9511E+04	-10.20	0.000	
1.000	1.000	84.03	0.000	0.000	DI2_165_168_L_0						
53 D	17.11	-2.0368E-05	179.1	85.55	179.1	87.58	UL-RL	9.9511E+04	-10.40	0.000	
1.000	1.000	85.55	0.000	0.000	DI2_165_168_L_0						
54 D	17.41	-2.0488E-05	182.4	87.07	182.4	89.11	UL-RL	9.9511E+04	-10.60	0.000	
1.000	1.000	87.07	0.000	0.000	DI2_165_168_L_0						
55 D	17.72	-2.0624E-05	185.7	88.59	185.7	90.64	UL-RL	9.9511E+04	-10.80	0.000	
1.000	1.000	88.59	0.000	0.000	DI2_165_168_L_0						
56 D	18.02	-2.0775E-05	188.8	90.11	188.8	92.18	UL-RL	9.9511E+04	-11.00	0.000	
1.000	1.000	90.11	0.000	0.000	DI2_165_168_L_0						
57 D	18.33	-2.0937E-05	192.1	91.63	192.1	93.72	UL-RL	9.9511E+04	-11.20	0.000	
1.000	1.000	91.63	0.000	0.000	DI2_165_168_L_0						
58 D	18.63	-2.1109E-05	195.4	93.15	195.4	95.25	UL-RL	9.9511E+04	-11.40	0.000	
1.000	1.000	93.15	0.000	0.000	DI2_165_168_L_0						
59 D	18.94	-2.1287E-05	198.6	94.68	198.6	96.79	UL-RL	9.9511E+04	-11.60	0.000	
1.000	1.000	94.68	0.000	0.000	DI2_165_168_L_0						
60 D	19.24	-2.1471E-05	201.9	96.20	201.9	98.33	UL-RL	9.9511E+04	-11.80	0.000	
1.000	1.000	96.20	0.000	0.000	DI2_165_168_L_0						
61 D	19.54	-2.1660E-05	205.1	97.72	205.1	99.88	UL-RL	9.9511E+04	-12.00	0.000	
1.000	1.000	97.72	0.000	0.000	DI2_165_168_L_0						

```
  62 D   19.85     -2.1851E-05   208.2       99.25       208.2       101.4          UL-RL  9.9511E+04  -12.20       0.000
1.000       1.000       99.25       0.000       0.000     DI2_165_168_L_0
  63 D   20.15     -2.2044E-05   211.2       100.8       211.2       103.0          UL-RL  9.9511E+04  -12.40       0.000
1.000       1.000       100.8       0.000       0.000     DI2_165_168_L_0
  64 D   20.46     -2.2239E-05   214.3       102.3       214.3       104.5          UL-RL  9.9511E+04  -12.60       0.000
1.000       1.000       102.3       0.000       0.000     DI2_165_168_L_0
  65 D   20.77     -2.2435E-05   217.4       103.8       217.4       106.1          UL-RL  9.9511E+04  -12.80       0.000
1.000       1.000       103.8       0.000       0.000     DI2_165_168_L_0
  66 D   21.07     -2.2631E-05   220.5       105.4       220.5       107.6          UL-RL  9.9511E+04  -13.00       0.000
1.000       1.000       105.4       0.000       0.000     DI2_165_168_L_0
  67 D   21.38     -2.2828E-05   223.6       106.9       223.6       109.2          UL-RL  9.9511E+04  -13.20       0.000
1.000       1.000       106.9       0.000       0.000     DI2_165_168_L_0
  68 D   16.26     -2.3024E-05   226.7       108.4       226.7       110.7          UL-RL  9.9511E+04  -13.40       0.000
1.000       1.000       108.4       0.000       0.000     DI2_165_168_L_0
  69 D   5.459     -2.3122E-05   228.3       109.2       228.3       111.5          UL-RL  9.9511E+04  -13.50       0.000
1.000       1.000       109.2       0.000       0.000     DI2_165_168_L_0
```

```
+-------------------------------------------------------------------------------------------------------------------------+
|                  PARATIEPLUS(TM)   NLS ENGINE RELEASE  2018.0    FULL VERSION  *Build date:Nov 13, 2017*              |
|                                                                                                                         |
|                                  NewProject.BaseDesignSection_28.SISMICAGEO_1273                                        |
|                                 Exe Time : 4 September 2018 18:06:14                                                    |
+-------------------------------------------------------------------------------------------------------------------------+
New Project


S T R E S S   R E S U L T S   F O R   G R O U P   N O.   2

0_R                                                          :
ELEMENT TYPE    5 NO.OF ELEMENTS. IN THIS GROUP   69
C U R R E N T   T I M E   I S      2.0000

 HARDENING 2D SOIL ELEMENT

 ****** TOTAL STRESS FORMULATION *****

  EL *   FORCE     DISPL-Y  VERTICAL-P  HORIZON.-P     MAX-V-P     MAX-H-P           STATE   STIFFNESS Z-LEVEL      PORE
E FACTOR    UFACTOR       Peq           Su_a         Su_p     LAYER
 ------------------------------------------------------------------------------------------------------------------------
-------------------------------------------------------------------------------------------
   1     0.000         --          --          --          --          --          REMOVED     --        0.000       0.000
1.000       1.000       0.000       0.000       0.000     not available
   2     0.000         --          --          --          --          --          REMOVED     --       -0.2000      0.000
1.000       1.000       0.000       0.000       0.000     not available
   3     0.000         --          --          --          --          --          REMOVED     --       -0.4000      0.000
1.000       1.000       0.000       0.000       0.000     not available
   4     0.000         --          --          --          --          --          REMOVED     --       -0.6000      0.000
1.000       1.000       0.000       0.000       0.000     not available
   5     0.000         --          --          --          --          --          REMOVED     --       -0.8000      0.000
1.000       1.000       0.000       0.000       0.000     not available
   6 D   0.000      1.2808E-04   0.000       0.000       16.00       16.12       PASSIVE   0.000       -1.000      0.000
1.000       1.000       0.000       0.000       0.000     DI1_164_167_L_0
   7 D   2.038      1.2278E-04   3.200       10.19       19.20       18.08       PASSIVE   0.000       -1.200      0.000
1.000       1.000       10.19       0.000       0.000     DI1_164_167_L_0
   8 D   3.734      1.1753E-04   6.400       18.67       22.40       19.88         UL-RL   3.4115E+04  -1.400      0.000
1.000       1.000       18.67       0.000       0.000     DI1_164_167_L_0
   9 D   4.086      1.1233E-04   9.600       20.43       25.60       21.56         UL-RL   3.4115E+04  -1.600      0.000
1.000       1.000       20.43       0.000       0.000     DI1_164_167_L_0
  10 D   4.405      1.0720E-04   12.80       22.03       28.80       23.17         UL-RL   3.4115E+04  -1.800      0.000
1.000       1.000       22.03       0.000       0.000     DI1_164_167_L_0
  11 D   4.706      1.0218E-04   16.00       23.53       32.00       24.73         UL-RL   3.4115E+04  -2.000      0.000
1.000       1.000       23.53       0.000       0.000     DI1_164_167_L_0
  12 D   4.995      9.7257E-05   19.20       24.98       35.20       26.26         UL-RL   3.4115E+04  -2.200      0.000
1.000       1.000       24.98       0.000       0.000     DI1_164_167_L_0
  13 D   5.278      9.2456E-05   22.40       26.39       38.40       27.77         UL-RL   3.4115E+04  -2.400      0.000
1.000       1.000       26.39       0.000       0.000     DI1_164_167_L_0
  14 D   5.555      8.7784E-05   25.60       27.78       41.60       29.26         UL-RL   3.4115E+04  -2.600      0.000
1.000       1.000       27.78       0.000       0.000     DI1_164_167_L_0
  15 D   5.830      8.3249E-05   28.80       29.15       44.80       30.75         UL-RL   3.4115E+04  -2.800      0.000
1.000       1.000       29.15       0.000       0.000     DI1_164_167_L_0
  16 D   6.102      7.8857E-05   32.00       30.51       48.00       32.23         UL-RL   3.4115E+04  -3.000      0.000
1.000       1.000       30.51       0.000       0.000     DI1_164_167_L_0
  17 D   6.374      7.4615E-05   35.20       31.87       51.20       33.70         UL-RL   3.4115E+04  -3.200      0.000
1.000       1.000       31.87       0.000       0.000     DI1_164_167_L_0
  18 D   6.646      7.0526E-05   38.40       33.23       54.40       35.17         UL-RL   3.4115E+04  -3.400      0.000
1.000       1.000       33.23       0.000       0.000     DI1_164_167_L_0
  19 D   6.917      6.6595E-05   41.60       34.59       57.60       36.64         UL-RL   3.4115E+04  -3.600      0.000
1.000       1.000       34.59       0.000       0.000     DI1_164_167_L_0
  20 D   7.189      6.2825E-05   44.80       35.95       60.80       38.11         UL-RL   3.4115E+04  -3.800      0.000
1.000       1.000       35.95       0.000       0.000     DI1_164_167_L_0
  21 D   7.462      5.9218E-05   48.00       37.31       64.00       39.58         UL-RL   3.4115E+04  -4.000      0.000
1.000       1.000       37.31       0.000       0.000     DI1_164_167_L_0
  22 D   7.736      5.5777E-05   51.20       38.68       67.20       41.05         UL-RL   3.4115E+04  -4.200      0.000
1.000       1.000       38.68       0.000       0.000     DI1_164_167_L_0
  23 D   8.010      5.2503E-05   54.40       40.05       70.40       42.52         UL-RL   3.4115E+04  -4.400      0.000
1.000       1.000       40.05       0.000       0.000     DI1_164_167_L_0
  24 D   8.286      4.9399E-05   57.60       41.43       73.60       43.99         UL-RL   3.4115E+04  -4.600      0.000
1.000       1.000       41.43       0.000       0.000     DI1_164_167_L_0
```

25 D	8.563	4.6468E-05	60.80	42.81	76.80	45.46	UL-RL	3.4115E+04	-4.800	0.000	
1.000	1.000	42.81	0.000	0.000	DI1_164_167_L_0						
26 D	9.185	4.3711E-05	64.00	45.92	80.00	46.94	UL-RL	7.3429E+04	-5.000	0.000	
1.000	1.000	45.92	0.000	0.000	DI2_165_168_L_0						
27 D	9.444	4.1132E-05	67.20	47.22	83.20	48.41	UL-RL	7.3429E+04	-5.200	0.000	
1.000	1.000	47.22	0.000	0.000	DI2_165_168_L_0						
28 D	9.707	3.8732E-05	70.40	48.53	86.40	49.89	UL-RL	7.3429E+04	-5.400	0.000	
1.000	1.000	48.53	0.000	0.000	DI2_165_168_L_0						
29 D	9.972	3.6510E-05	73.60	49.86	89.60	51.37	UL-RL	7.3429E+04	-5.600	0.000	
1.000	1.000	49.86	0.000	0.000	DI2_165_168_L_0						
30 D	10.24	3.4463E-05	76.80	51.20	92.80	52.86	UL-RL	7.3429E+04	-5.800	0.000	
1.000	1.000	51.20	0.000	0.000	DI2_165_168_L_0						
31 D	10.51	3.2587E-05	80.00	52.55	96.00	54.34	UL-RL	7.3429E+04	-6.000	0.000	
1.000	1.000	52.55	0.000	0.000	DI2_165_168_L_0						
32 D	10.78	3.0878E-05	83.20	53.92	99.20	55.83	UL-RL	7.3429E+04	-6.200	0.000	
1.000	1.000	53.92	0.000	0.000	DI2_165_168_L_0						
33 D	11.06	2.9330E-05	86.40	55.31	102.4	57.32	UL-RL	7.3429E+04	-6.400	0.000	
1.000	1.000	55.31	0.000	0.000	DI2_165_168_L_0						
34 D	11.34	2.7935E-05	89.60	56.70	105.6	58.81	UL-RL	7.3429E+04	-6.600	0.000	
1.000	1.000	56.70	0.000	0.000	DI2_165_168_L_0						
35 D	11.62	2.6687E-05	92.80	58.11	108.8	60.31	UL-RL	7.3429E+04	-6.800	0.000	
1.000	1.000	58.11	0.000	0.000	DI2_165_168_L_0						
36 D	11.91	2.5577E-05	96.00	59.53	112.0	61.81	UL-RL	7.3429E+04	-7.000	0.000	
1.000	1.000	59.53	0.000	0.000	DI2_165_168_L_0						
37 D	12.19	2.4598E-05	99.20	60.96	115.2	63.31	UL-RL	7.3429E+04	-7.200	0.000	
1.000	1.000	60.96	0.000	0.000	DI2_165_168_L_0						
38 D	12.48	2.3741E-05	102.4	62.41	118.4	64.81	UL-RL	7.3429E+04	-7.400	0.000	
1.000	1.000	62.41	0.000	0.000	DI2_165_168_L_0						
39 D	12.77	2.2999E-05	105.6	63.86	121.6	66.31	UL-RL	7.3429E+04	-7.600	0.000	
1.000	1.000	63.86	0.000	0.000	DI2_165_168_L_0						
40 D	13.06	2.2362E-05	108.8	65.32	124.8	67.82	UL-RL	7.3429E+04	-7.800	0.000	
1.000	1.000	65.32	0.000	0.000	DI2_165_168_L_0						
41 D	13.36	2.1823E-05	112.0	66.79	128.0	69.33	UL-RL	7.3429E+04	-8.000	0.000	
1.000	1.000	66.79	0.000	0.000	DI2_165_168_L_0						
42 D	13.66	2.1374E-05	115.2	68.28	131.2	70.84	UL-RL	7.3429E+04	-8.200	0.000	
1.000	1.000	68.28	0.000	0.000	DI2_165_168_L_0						
43 D	13.95	2.1007E-05	118.4	69.76	134.4	72.35	UL-RL	7.3429E+04	-8.400	0.000	
1.000	1.000	69.76	0.000	0.000	DI2_165_168_L_0						
44 D	14.25	2.0714E-05	121.6	71.26	137.6	73.86	UL-RL	7.3429E+04	-8.600	0.000	
1.000	1.000	71.26	0.000	0.000	DI2_165_168_L_0						
45 D	14.55	2.0488E-05	124.8	72.76	140.8	75.38	UL-RL	7.3429E+04	-8.800	0.000	
1.000	1.000	72.76	0.000	0.000	DI2_165_168_L_0						
46 D	14.85	2.0323E-05	128.0	74.27	144.0	76.90	UL-RL	7.3429E+04	-9.000	0.000	
1.000	1.000	74.27	0.000	0.000	DI2_165_168_L_0						
47 D	15.16	2.0211E-05	131.2	75.79	147.2	78.42	UL-RL	7.3429E+04	-9.200	0.000	
1.000	1.000	75.79	0.000	0.000	DI2_165_168_L_0						
48 D	15.46	2.0148E-05	134.4	77.31	150.4	79.94	UL-RL	7.3429E+04	-9.400	0.000	
1.000	1.000	77.31	0.000	0.000	DI2_165_168_L_0						
49 D	15.77	2.0127E-05	137.6	78.83	153.6	81.46	UL-RL	7.3429E+04	-9.600	0.000	
1.000	1.000	78.83	0.000	0.000	DI2_165_168_L_0						
50 D	16.07	2.0143E-05	140.8	80.36	156.8	82.99	UL-RL	7.3429E+04	-9.800	0.000	
1.000	1.000	80.36	0.000	0.000	DI2_165_168_L_0						
51 D	16.38	2.0192E-05	144.0	81.90	160.0	84.52	UL-RL	7.3429E+04	-10.00	0.000	
1.000	1.000	81.90	0.000	0.000	DI2_165_168_L_0						
52 D	16.69	2.0268E-05	147.2	83.43	163.2	86.05	UL-RL	7.3429E+04	-10.20	0.000	
1.000	1.000	83.43	0.000	0.000	DI2_165_168_L_0						
53 D	16.99	2.0368E-05	150.4	84.97	166.4	87.58	UL-RL	7.3429E+04	-10.40	0.000	
1.000	1.000	84.97	0.000	0.000	DI2_165_168_L_0						
54 D	17.30	2.0488E-05	153.6	86.52	169.6	89.11	UL-RL	7.3429E+04	-10.60	0.000	
1.000	1.000	86.52	0.000	0.000	DI2_165_168_L_0						
55 D	17.61	2.0624E-05	156.8	88.06	172.8	90.64	UL-RL	7.3429E+04	-10.80	0.000	
1.000	1.000	88.06	0.000	0.000	DI2_165_168_L_0						
56 D	17.92	2.0775E-05	160.0	89.61	176.0	92.18	UL-RL	7.3429E+04	-11.00	0.000	
1.000	1.000	89.61	0.000	0.000	DI2_165_168_L_0						
57 D	18.23	2.0937E-05	163.2	91.16	179.2	93.72	UL-RL	7.3429E+04	-11.20	0.000	
1.000	1.000	91.16	0.000	0.000	DI2_165_168_L_0						
58 D	18.54	2.1109E-05	166.4	92.71	182.4	95.25	UL-RL	7.3429E+04	-11.40	0.000	
1.000	1.000	92.71	0.000	0.000	DI2_165_168_L_0						
59 D	18.85	2.1287E-05	169.6	94.27	185.6	96.79	UL-RL	7.3429E+04	-11.60	0.000	
1.000	1.000	94.27	0.000	0.000	DI2_165_168_L_0						
60 D	19.16	2.1471E-05	172.8	95.82	188.8	98.33	UL-RL	7.3429E+04	-11.80	0.000	
1.000	1.000	95.82	0.000	0.000	DI2_165_168_L_0						
61 D	19.48	2.1660E-05	176.0	97.38	192.0	99.88	UL-RL	7.3429E+04	-12.00	0.000	
1.000	1.000	97.38	0.000	0.000	DI2_165_168_L_0						

```
  62 D   19.79      2.1851E-05   179.2       98.94       195.2       101.4          UL-RL  7.3429E+04  -12.20       0.000
1.000       1.000       98.94       0.000       0.000     DI2_165_168_L_0
  63 D   20.10      2.2044E-05   182.4       100.5       198.4       103.0          UL-RL  7.3429E+04  -12.40       0.000
1.000       1.000       100.5       0.000       0.000     DI2_165_168_L_0
  64 D   20.41      2.2239E-05   185.6       102.1       201.6       104.5          UL-RL  7.3429E+04  -12.60       0.000
1.000       1.000       102.1       0.000       0.000     DI2_165_168_L_0
  65 D   20.72      2.2435E-05   188.8       103.6       204.8       106.1          UL-RL  7.3429E+04  -12.80       0.000
1.000       1.000       103.6       0.000       0.000     DI2_165_168_L_0
  66 D   21.04      2.2631E-05   192.0       105.2       208.0       107.6          UL-RL  7.3429E+04  -13.00       0.000
1.000       1.000       105.2       0.000       0.000     DI2_165_168_L_0
  67 D   21.35      2.2828E-05   195.2       106.8       211.2       109.2          UL-RL  7.3429E+04  -13.20       0.000
1.000       1.000       106.8       0.000       0.000     DI2_165_168_L_0
  68 D   16.25      2.3024E-05   198.4       108.3       214.4       110.7          UL-RL  7.3429E+04  -13.40       0.000
1.000       1.000       108.3       0.000       0.000     DI2_165_168_L_0
  69 D   5.455      2.3122E-05   200.0       109.1       216.0       111.5          UL-RL  7.3429E+04  -13.50       0.000
1.000       1.000       109.1       0.000       0.000     DI2_165_168_L_0
```

```
+-------------------------------------------------------------------------------------------------------------------------+
|                   PARATIEPLUS(TM)   NLS ENGINE RELEASE  2018.0    FULL VERSION  *Build date:Nov 13, 2017*              |
|                                                                                                                         |
|                                    NewProject.BaseDesignSection_28.SISMICAGEO_1273                                      |
|                                   Exe Time : 4 September 2018 18:06:14                                                  |
+-------------------------------------------------------------------------------------------------------------------------+
New Project


S T R E S S   R E S U L T S   F O R   G R O U P   N O.   3

WallElement_33                                                :
ELEMENT TYPE    2 NO.OF ELEMENTS. IN THIS GROUP   68
C U R R E N T   T I M E   I S     2.0000

 WALL2D ELEMENT

   EL      TA          TB          MA          MB
-----------------------------------------------------
    1 4.45080E-04-4.45080E-04-5.76961E-12 8.90160E-05
    2 0.26595    -0.26595    -8.90160E-05 5.32792E-02
    3 0.80937    -0.80937    -5.32792E-02 0.21515
    4  1.9141     -1.9141    -0.21515     0.59798
    5  3.5814     -3.5814    -0.59798      1.3142
    6  5.7371     -5.7371     -1.3142      2.4617
    7  6.2914     -6.2914     -2.4617      3.7200
    8  5.5523     -5.5523     -3.7200      4.8304
    9  4.8417     -4.8417     -4.8304      5.7988
   10  4.1764     -4.1764     -5.7988      6.6340
   11  3.5645     -3.5645     -6.6340      7.3469
   12  3.0103     -3.0103     -7.3469      7.9490
   13  2.5158     -2.5158     -7.9490      8.4522
   14  2.0815     -2.0815     -8.4522      8.8685
   15  1.7074     -1.7074     -8.8685      9.2099
   16  1.3927     -1.3927     -9.2099      9.4885
   17  1.1362     -1.1362     -9.4885      9.7157
   18 0.93644    -0.93644     -9.7157      9.9030
   19 0.79175    -0.79175     -9.9030      10.061
   20 0.70022    -0.70022     -10.061      10.201
   21 0.65987    -0.65987     -10.201      10.333
   22 0.66855    -0.66855     -10.333      10.467
   23 0.72406    -0.72406     -10.467      10.612
   24 0.82409    -0.82409     -10.612      10.777
   25 0.96627    -0.96627     -10.777      10.970
   26 0.29897    -0.29897     -10.970      11.030
   27-0.28105     0.28105     -11.030      10.974
   28-0.77980     0.77980     -10.974      10.818
   29 -1.2033      1.2033     -10.818      10.577
   30 -1.5575      1.5575     -10.577      10.265
   31 -1.8482      1.8482     -10.265      9.8958
   32 -2.0810      2.0810     -9.8958      9.4796
   33 -2.2615      2.2615     -9.4796      9.0273
   34 -2.3949      2.3949     -9.0273      8.5483
   35 -2.4862      2.4862     -8.5483      8.0511
   36 -2.5400      2.5400     -8.0511      7.5431
   37 -2.5609      2.5609     -7.5431      7.0309
   38 -2.5530      2.5530     -7.0309      6.5203
   39 -2.5203      2.5203     -6.5203      6.0162
   40 -2.4664      2.4664     -6.0162      5.5230
   41 -2.3945      2.3945     -5.5230      5.0441
   42 -2.3078      2.3078     -5.0441      4.5825
   43 -2.2090      2.2090     -4.5825      4.1407
   44 -2.1007      2.1007     -4.1407      3.7206
   45 -1.9853      1.9853     -3.7206      3.3235
   46 -1.8646      1.8646     -3.3235      2.9506
   47 -1.7407      1.7407     -2.9506      2.6024
   48 -1.6151      1.6151     -2.6024      2.2794
   49 -1.4893      1.4893     -2.2794      1.9816
   50 -1.3645      1.3645     -1.9816      1.7087
   51 -1.2418      1.2418     -1.7087      1.4603
   52 -1.1222      1.1222     -1.4603      1.2359
```

53	-1.0064	1.0064	-1.2359	1.0346
54	-0.89526	0.89526	-1.0346	0.85553
55	-0.78920	0.78920	-0.85553	0.69769
56	-0.68872	0.68872	-0.69769	0.55995
57	-0.59420	0.59420	-0.55995	0.44111
58	-0.50596	0.50596	-0.44111	0.33992
59	-0.42422	0.42422	-0.33992	0.25507
60	-0.34917	0.34917	-0.25507	0.18524
61	-0.28094	0.28094	-0.18524	0.12905
62	-0.21963	0.21963	-0.12905	8.51236E-02
63	-0.16529	0.16529	-8.51236E-02	5.20659E-02
64	-0.11797	0.11797	-5.20659E-02	2.84722E-02
65	-7.76876E-02	7.76876E-02	-2.84722E-02	1.29347E-02
66	-4.44537E-02	4.44537E-02	-1.29347E-02	4.04397E-03
67	-1.82663E-02	1.82663E-02	-4.04397E-03	3.90723E-04
68	-3.90684E-03	3.90684E-03	-3.90723E-04	1.21148E-12

```
+-------------------------------------------------------------------------------------------------------------------------+
|                   PARATIEPLUS(TM)   NLS ENGINE RELEASE  2018.0    FULL VERSION  *Build date:Nov 13, 2017*              |
|                                                                                                                         |
|                                    NewProject.BaseDesignSection_28.SISMICAGEO_1273                                      |
|                                   Exe Time : 4 September 2018 18:06:14                                                  |
+-------------------------------------------------------------------------------------------------------------------------+
New Project


S T R E S S   R E S U L T S   F O R   G R O U P   N O.   4

Tieback_175                                                 :
ELEMENT TYPE    6 NO.OF ELEMENTS. IN THIS GROUP    1
C U R R E N T   T I M E   I S      2.0000

 POST-TENSION 2D-BOUNDARY ELEMENT

         EL    FORCE          d0          EDISPL     pl. eps          K     -ve limit   +ve limit
-----------------------------------------------------------------------------------------------------

***** NO ONE ELEMENT ACTIVE AT CURRENT STEP *****

ITER     0 RNORM = 0.000     RMNORM= 0.000
           RINORM=0.3729E+05 RIMNOR= 5700.
           RENORM=0.1439E+05 REMNOR=0.1477E-21 RATIO =0.6211     TOLER =0.1000E-03  NOT CONVERGED
           RFMAX = 119.9     RMMAX = 11.03
           RTSMAL=0.1000E-02 RMSMAL=0.1000E-03
           RDT   =0.3729E+05 RDR   = 5700.
           RATIOT=0.6211     RATIOR= 0.000
           MAX UN=0.7487E-10 IEQ=     9 NODE      5 DOF   1  Y-DISPL.F
           MIN UN=-119.9     IEQ=     1 NODE      1 DOF   1  Y-DISPL.F
           NO. OF CONTACT CONSTRAINT VIOLATIONS     0


ITER     2 RNORM = 0.000     RMNORM= 0.000
           RINORM=0.3729E+05 RIMNOR= 5700.
           RENORM= 192.6     REMNOR=0.5934E-19 RATIO =0.7187E-01 TOLER =0.1000E-03  NOT CONVERGED
           RFMAX = 119.9     RMMAX = 11.03
           RTSMAL=0.1000E-02 RMSMAL=0.1000E-03
           RDT   =0.3729E+05 RDR   = 5700.
           RATIOT=0.7187E-01 RATIOR= 0.000
           MAX UN=0.8664E-01 IEQ=    77 NODE     39 DOF   1  Y-DISPL.F
           MIN UN=-7.836     IEQ=     3 NODE      2 DOF   1  Y-DISPL.F
           NO. OF CONTACT CONSTRAINT VIOLATIONS     0


ITER     3 RNORM = 0.000     RMNORM= 0.000
           RINORM=0.3729E+05 RIMNOR= 5700.
           RENORM= 8.693     REMNOR=0.2563E-19 RATIO =0.1527E-01 TOLER =0.1000E-03  NOT CONVERGED
           RFMAX = 119.9     RMMAX = 11.03
           RTSMAL=0.1000E-02 RMSMAL=0.1000E-03
           RDT   =0.3729E+05 RDR   = 5700.
           RATIOT=0.1527E-01 RATIOR= 0.000
           MAX UN=0.1099     IEQ=    99 NODE     50 DOF   1  Y-DISPL.F
           MIN UN=-2.003     IEQ=    25 NODE     13 DOF   1  Y-DISPL.F
           NO. OF CONTACT CONSTRAINT VIOLATIONS     0


ITER     4 RNORM = 0.000     RMNORM= 0.000
           RINORM=0.3729E+05 RIMNOR= 5700.
           RENORM=0.3096E-02 REMNOR=0.9091E-20 RATIO =0.2881E-03 TOLER =0.1000E-03  NOT CONVERGED
           RFMAX = 119.9     RMMAX = 11.03
           RTSMAL=0.1000E-02 RMSMAL=0.1000E-03
           RDT   =0.3729E+05 RDR   = 5700.
           RATIOT=0.2881E-03 RATIOR= 0.000
           MAX UN=0.1525E-01 IEQ=    71 NODE     36 DOF   1  Y-DISPL.F
           MIN UN=-.5025E-01 IEQ=    59 NODE     30 DOF   1  Y-DISPL.F
           NO. OF CONTACT CONSTRAINT VIOLATIONS     0


ITER     5 RNORM = 0.000     RMNORM= 0.000
```

```
RINORM=0.3729E+05 RIMNOR= 5700.
RENORM=0.1846E-17 REMNOR=0.1285E-19 RATIO =0.7037E-11 TOLER =0.1000E-03      CONVERGED !
RFMAX = 119.9     RMMAX = 11.03
RTSMAL=0.1000E-02 RMSMAL=0.1000E-03
RDT   =0.3729E+05 RDR   = 5700.
RATIOT=0.7037E-11 RATIOR= 0.000
MAX UN=0.5093E-09 IEQ=    27 NODE     14 DOF   1  Y-DISPL.F
MIN UN=-.7588E-09 IEQ=    13 NODE      7 DOF   1  Y-DISPL.F
NO. OF CONTACT CONSTRAINT VIOLATIONS     0
```

```
+-------------------------------------------------------------------------------------------------------------------------+
|                   PARATIEPLUS(TM)   NLS ENGINE RELEASE  2018.0    FULL VERSION  *Build date:Nov 13, 2017*              |
|                                                                                                                         |
|                                    NewProject.BaseDesignSection_28.SISMICAGEO_1273                                      |
|                                   Exe Time : 4 September 2018 18:06:14                                                  |
+-------------------------------------------------------------------------------------------------------------------------+
New Project
SOLUTION REACHED USING     5 ITERATIONS ON   40

P R I N T   O U T   F O R   T I M E   S T E P    3     ( AT TIME   3.000     )

PRINT OUT OF ACTIVE COMPONENTS (FIXED NODES ARE NOT PRINTED OUT)

          Y-DISPL.F        X-ROT. F
            (02)             (04)           (
    1  -1.7800952E-03   4.7124433E-04
    2  -1.6859112E-03   4.7027099E-04
    3  -1.5921155E-03   4.6736776E-04
    4  -1.4990894E-03   4.6258574E-04
    5  -1.4072006E-03   4.5601227E-04
    6  -1.3167955E-03   4.4777279E-04
    7  -1.2281923E-03   4.3802155E-04
    8  -1.1416770E-03   4.2691959E-04
    9  -1.0575041E-03   4.1462234E-04
   10  -9.7589774E-04   4.0127945E-04
   11  -8.9705247E-04   3.8703463E-04
   12  -8.2113483E-04   3.7202570E-04
   13  -7.4828433E-04   3.5638472E-04
   14  -6.7861465E-04   3.4023814E-04
   15  -6.1221471E-04   3.2370701E-04
   16  -5.4914976E-04   3.0690720E-04
   17  -4.8946206E-04   2.8994959E-04
   18  -4.3317304E-04   2.7294065E-04
   19  -3.8028246E-04   2.5598171E-04
   20  -3.3077079E-04   2.3916626E-04
   21  -2.8460105E-04   2.2257784E-04
   22  -2.4171983E-04   2.0629032E-04
   23  -2.0206050E-04   1.9036908E-04
   24  -1.6554397E-04   1.7487130E-04
   25  -1.3208044E-04   1.5984668E-04
   26  -1.0157090E-04   1.4533804E-04
   27  -7.3907691E-05   1.3139444E-04
   28  -4.8972115E-05   1.1806805E-04
   29  -2.6636604E-05   1.0539966E-04
   30  -6.7663672E-06   9.3419540E-05
   31   1.0778494E-05   8.2148659E-05
   32   2.6141111E-05   7.1599118E-05
   33   3.9466359E-05   6.1774014E-05
   34   5.0898697E-05   5.2668617E-05
   35   6.0581021E-05   4.4271460E-05
   36   6.8653359E-05   3.6565480E-05
   37   7.5251817E-05   2.9529028E-05
   38   8.0507879E-05   2.3136708E-05
   39   8.4547565E-05   1.7360361E-05
   40   8.7491057E-05   1.2169528E-05
   41   8.9452266E-05   7.5320446E-06
   42   9.0538541E-05   3.4145471E-06
   43   9.0850478E-05  -2.1705895E-07
   44   9.0481815E-05  -3.3972051E-06
   45   8.9519404E-05  -6.1603032E-06
   46   8.8043225E-05  -8.5404977E-06
   47   8.6126497E-05  -1.0571321E-05
   48   8.3835804E-05  -1.2285525E-05
   49   8.1231277E-05  -1.3714874E-05
   50   7.8366819E-05  -1.4889978E-05
   51   7.5290293E-05  -1.5840177E-05
   52   7.2043797E-05  -1.6593413E-05
   53   6.8664390E-05  -1.7176065E-05
   54   6.5183247E-05  -1.7613099E-05
   55   6.1627309E-05  -1.7927749E-05
   56   5.8018865E-05  -1.8141629E-05
```

```
57   5.4376047E-05  -1.8274665E-05
58   5.0713178E-05  -1.8345012E-05
59   4.7041141E-05  -1.8368885E-05
60   4.3367779E-05  -1.8360441E-05
61   3.9698312E-05  -1.8331782E-05
62   3.6035744E-05  -1.8292956E-05
63   3.2381274E-05  -1.8251956E-05
64   2.8734710E-05  -1.8214726E-05
65   2.5094872E-05  -1.8185166E-05
66   2.1460008E-05  -1.8165135E-05
67   1.7828195E-05  -1.8154454E-05
68   1.4197751E-05  -1.8150909E-05
69   1.2382491E-05  -1.8150712E-05
```

```
+-------------------------------------------------------------------------------------------------------------------------------+
|                   PARATIEPLUS(TM)   NLS ENGINE RELEASE  2018.0    FULL VERSION  *Build date:Nov 13, 2017*                    |
|                                                                                                                               |
|                                    NewProject.BaseDesignSection_28.SISMICAGEO_1273                                            |
|                                   Exe Time : 4 September 2018 18:06:14                                                        |
+-------------------------------------------------------------------------------------------------------------------------------+
New Project


S T R E S S   R E S U L T S   F O R   G R O U P   N O.   1

0_L                                                              :
ELEMENT TYPE    5 NO.OF ELEMENTS. IN THIS GROUP   69
C U R R E N T   T I M E   I S      3.0000

 HARDENING 2D SOIL ELEMENT

 ****** TOTAL STRESS FORMULATION *****

  EL *   FORCE     DISPL-Y  VERTICAL-P  HORIZON.-P     MAX-V-P     MAX-H-P           STATE   STIFFNESS Z-LEVEL      PORE
E FACTOR    UFACTOR        Peq           Su_a         Su_p     LAYER
 ------------------------------------------------------------------------------------------------------------------------------
-------------------------------------------------------------------------------------------
   1 D  3.4660E-03  1.7801E-03  1.0882E-02  3.4660E-02  1.0882E-02  0.7420         PASSIVE   0.000       0.000       0.000
1.000       1.000      3.4660E-02   0.000       0.000     DI1_164_167_L_0
   2 D   2.068      1.6859E-03   3.246       10.34       3.246       10.34         PASSIVE   0.000      -0.2000      0.000
1.000       1.000       10.34       0.000       0.000     DI1_164_167_L_0
   3 D   4.232      1.5921E-03   6.643       21.16       6.643       21.16         PASSIVE   0.000      -0.4000      0.000
1.000       1.000       21.16       0.000       0.000     DI1_164_167_L_0
   4 D   6.530      1.4991E-03   10.25       32.65       10.25       32.65         PASSIVE   0.000      -0.6000      0.000
1.000       1.000       32.65       0.000       0.000     DI1_164_167_L_0
   5 D   8.926      1.4072E-03   14.01       44.63       14.01       44.63         PASSIVE   0.000      -0.8000      0.000
1.000       1.000       44.63       0.000       0.000     DI1_164_167_L_0
   6 D   10.09      1.3168E-03   17.84       50.43       17.84       50.43             V-C  2.6056E+04  -1.000       0.000
1.000       1.000       50.43       0.000       0.000     DI1_164_167_L_0
   7 D   10.02      1.2282E-03   21.67       50.08       21.67       50.08             V-C  2.6056E+04  -1.200       0.000
1.000       1.000       50.08       0.000       0.000     DI1_164_167_L_0
   8 D   9.925      1.1417E-03   25.73       49.62       25.73       49.62             V-C  2.6056E+04  -1.400       0.000
1.000       1.000       49.62       0.000       0.000     DI1_164_167_L_0
   9 D   9.823      1.0575E-03   30.08       49.11       30.08       49.11             V-C  2.6056E+04  -1.600       0.000
1.000       1.000       49.11       0.000       0.000     DI1_164_167_L_0
  10 D   9.719      9.7590E-04   34.22       48.60       34.22       48.60             V-C  2.6056E+04  -1.800       0.000
1.000       1.000       48.60       0.000       0.000     DI1_164_167_L_0
  11 D   9.621      8.9705E-04   38.20       48.10       38.20       48.10             V-C  2.6056E+04  -2.000       0.000
1.000       1.000       48.10       0.000       0.000     DI1_164_167_L_0
  12 D   9.531      8.2113E-04   41.58       47.66       41.58       47.66             V-C  2.6056E+04  -2.200       0.000
1.000       1.000       47.66       0.000       0.000     DI1_164_167_L_0
  13 D   9.453      7.4828E-04   45.39       47.27       45.39       47.27             V-C  2.6056E+04  -2.400       0.000
1.000       1.000       47.27       0.000       0.000     DI1_164_167_L_0
  14 D   9.389      6.7861E-04   49.13       46.95       49.13       46.95             V-C  2.6056E+04  -2.600       0.000
1.000       1.000       46.95       0.000       0.000     DI1_164_167_L_0
  15 D   9.340      6.1221E-04   52.79       46.70       52.79       46.70             V-C  2.6056E+04  -2.800       0.000
1.000       1.000       46.70       0.000       0.000     DI1_164_167_L_0
  16 D   9.307      5.4915E-04   56.41       46.53       56.41       46.53             V-C  2.6056E+04  -3.000       0.000
1.000       1.000       46.53       0.000       0.000     DI1_164_167_L_0
  17 D   9.291      4.8946E-04   59.97       46.45       59.97       46.45             V-C  2.6056E+04  -3.200       0.000
1.000       1.000       46.45       0.000       0.000     DI1_164_167_L_0
  18 D   9.291      4.3317E-04   63.19       46.46       63.19       46.46             V-C  2.6056E+04  -3.400       0.000
1.000       1.000       46.46       0.000       0.000     DI1_164_167_L_0
  19 D   9.310      3.8028E-04   66.71       46.55       66.71       46.55             V-C  2.6056E+04  -3.600       0.000
1.000       1.000       46.55       0.000       0.000     DI1_164_167_L_0
  20 D   9.345      3.3077E-04   70.19       46.73       70.19       46.73             V-C  2.6056E+04  -3.800       0.000
1.000       1.000       46.73       0.000       0.000     DI1_164_167_L_0
  21 D   9.398      2.8460E-04   73.66       46.99       73.66       46.99             V-C  2.6056E+04  -4.000       0.000
1.000       1.000       46.99       0.000       0.000     DI1_164_167_L_0
  22 D   9.469      2.4172E-04   77.10       47.34       77.10       47.34             V-C  2.6056E+04  -4.200       0.000
1.000       1.000       47.34       0.000       0.000     DI1_164_167_L_0
  23 D   9.556      2.0206E-04   80.28       47.78       80.28       47.78             V-C  2.6056E+04  -4.400       0.000
1.000       1.000       47.78       0.000       0.000     DI1_164_167_L_0
  24 D   9.660      1.6554E-04   83.70       48.30       83.70       48.30             V-C  2.6056E+04  -4.600       0.000
1.000       1.000       48.30       0.000       0.000     DI1_164_167_L_0
```

25 D	9.781	1.3208E-04	87.10	48.90	87.10	48.90	V-C	2.6056E+04	-4.800	0.000
1.000	1.000	48.90	0.000	0.000	DI1_164_167_L_0					
26 D	10.65	1.0157E-04	90.49	53.25	90.49	53.25	V-C	6.2195E+04	-5.000	0.000
1.000	1.000	53.25	0.000	0.000	DI2_165_168_L_0					
27 D	10.60	7.3908E-05	93.86	53.01	93.86	53.01	V-C	6.2195E+04	-5.200	0.000
1.000	1.000	53.01	0.000	0.000	DI2_165_168_L_0					
28 D	10.59	4.8972E-05	97.03	52.94	97.03	52.94	V-C	6.2195E+04	-5.400	0.000
1.000	1.000	52.94	0.000	0.000	DI2_165_168_L_0					
29 D	10.61	2.6637E-05	100.4	53.03	100.4	53.03	V-C	6.2195E+04	-5.600	0.000
1.000	1.000	53.03	0.000	0.000	DI2_165_168_L_0					
30 D	10.66	6.7664E-06	103.7	53.28	103.7	53.28	V-C	6.2195E+04	-5.800	0.000
1.000	1.000	53.28	0.000	0.000	DI2_165_168_L_0					
31 D	10.65	-1.0778E-05	107.1	53.27	107.1	54.34	UL-RL	9.9511E+04	-6.000	0.000
1.000	1.000	53.27	0.000	0.000	DI2_165_168_L_0					
32 D	10.65	-2.6141E-05	110.4	53.23	110.4	55.83	UL-RL	9.9511E+04	-6.200	0.000
1.000	1.000	53.23	0.000	0.000	DI2_165_168_L_0					
33 D	10.68	-3.9466E-05	113.8	53.39	113.8	57.32	UL-RL	9.9511E+04	-6.400	0.000
1.000	1.000	53.39	0.000	0.000	DI2_165_168_L_0					
34 D	10.75	-5.0899E-05	116.9	53.75	116.9	58.81	UL-RL	9.9511E+04	-6.600	0.000
1.000	1.000	53.75	0.000	0.000	DI2_165_168_L_0					
35 D	10.86	-6.0581E-05	120.2	54.28	120.2	60.31	UL-RL	9.9511E+04	-6.800	0.000
1.000	1.000	54.28	0.000	0.000	DI2_165_168_L_0					
36 D	10.99	-6.8653E-05	123.6	54.97	123.6	61.81	UL-RL	9.9511E+04	-7.000	0.000
1.000	1.000	54.97	0.000	0.000	DI2_165_168_L_0					
37 D	11.16	-7.5252E-05	126.9	55.82	126.9	63.31	UL-RL	9.9511E+04	-7.200	0.000
1.000	1.000	55.82	0.000	0.000	DI2_165_168_L_0					
38 D	11.36	-8.0508E-05	130.2	56.80	130.2	64.81	UL-RL	9.9511E+04	-7.400	0.000
1.000	1.000	56.80	0.000	0.000	DI2_165_168_L_0					
39 D	11.58	-8.4548E-05	133.3	57.90	133.3	66.31	UL-RL	9.9511E+04	-7.600	0.000
1.000	1.000	57.90	0.000	0.000	DI2_165_168_L_0					
40 D	11.82	-8.7491E-05	136.7	59.11	136.7	67.82	UL-RL	9.9511E+04	-7.800	0.000
1.000	1.000	59.11	0.000	0.000	DI2_165_168_L_0					
41 D	12.08	-8.9452E-05	140.0	60.42	140.0	69.33	UL-RL	9.9511E+04	-8.000	0.000
1.000	1.000	60.42	0.000	0.000	DI2_165_168_L_0					
42 D	12.37	-9.0539E-05	143.3	61.83	143.3	70.84	UL-RL	9.9511E+04	-8.200	0.000
1.000	1.000	61.83	0.000	0.000	DI2_165_168_L_0					
43 D	12.66	-9.0850E-05	146.5	63.31	146.5	72.35	UL-RL	9.9511E+04	-8.400	0.000
1.000	1.000	63.31	0.000	0.000	DI2_165_168_L_0					
44 D	12.97	-9.0482E-05	149.8	64.86	149.8	73.86	UL-RL	9.9511E+04	-8.600	0.000
1.000	1.000	64.86	0.000	0.000	DI2_165_168_L_0					
45 D	13.29	-8.9519E-05	153.0	66.47	153.0	75.38	UL-RL	9.9511E+04	-8.800	0.000
1.000	1.000	66.47	0.000	0.000	DI2_165_168_L_0					
46 D	13.63	-8.8043E-05	156.3	68.14	156.3	76.90	UL-RL	9.9511E+04	-9.000	0.000
1.000	1.000	68.14	0.000	0.000	DI2_165_168_L_0					
47 D	13.97	-8.6126E-05	159.6	69.85	159.6	78.42	UL-RL	9.9511E+04	-9.200	0.000
1.000	1.000	69.85	0.000	0.000	DI2_165_168_L_0					
48 D	14.32	-8.3836E-05	162.9	71.60	162.9	79.94	UL-RL	9.9511E+04	-9.400	0.000
1.000	1.000	71.60	0.000	0.000	DI2_165_168_L_0					
49 D	14.68	-8.1231E-05	166.1	73.38	166.1	81.46	UL-RL	9.9511E+04	-9.600	0.000
1.000	1.000	73.38	0.000	0.000	DI2_165_168_L_0					
50 D	15.04	-7.8367E-05	169.3	75.19	169.3	82.99	UL-RL	9.9511E+04	-9.800	0.000
1.000	1.000	75.19	0.000	0.000	DI2_165_168_L_0					
51 D	15.41	-7.5290E-05	172.6	77.03	172.6	84.52	UL-RL	9.9511E+04	-10.00	0.000
1.000	1.000	77.03	0.000	0.000	DI2_165_168_L_0					
52 D	15.78	-7.2044E-05	175.9	78.88	175.9	86.05	UL-RL	9.9511E+04	-10.20	0.000
1.000	1.000	78.88	0.000	0.000	DI2_165_168_L_0					
53 D	16.15	-6.8664E-05	179.1	80.74	179.1	87.58	UL-RL	9.9511E+04	-10.40	0.000
1.000	1.000	80.74	0.000	0.000	DI2_165_168_L_0					
54 D	16.52	-6.5183E-05	182.4	82.62	182.4	89.11	UL-RL	9.9511E+04	-10.60	0.000
1.000	1.000	82.62	0.000	0.000	DI2_165_168_L_0					
55 D	16.90	-6.1627E-05	185.7	84.51	185.7	90.64	UL-RL	9.9511E+04	-10.80	0.000
1.000	1.000	84.51	0.000	0.000	DI2_165_168_L_0					
56 D	17.28	-5.8019E-05	188.8	86.41	188.8	92.18	UL-RL	9.9511E+04	-11.00	0.000
1.000	1.000	86.41	0.000	0.000	DI2_165_168_L_0					
57 D	17.66	-5.4376E-05	192.1	88.31	192.1	93.72	UL-RL	9.9511E+04	-11.20	0.000
1.000	1.000	88.31	0.000	0.000	DI2_165_168_L_0					
58 D	18.04	-5.0713E-05	195.4	90.21	195.4	95.25	UL-RL	9.9511E+04	-11.40	0.000
1.000	1.000	90.21	0.000	0.000	DI2_165_168_L_0					
59 D	18.42	-4.7041E-05	198.6	92.11	198.6	96.79	UL-RL	9.9511E+04	-11.60	0.000
1.000	1.000	92.11	0.000	0.000	DI2_165_168_L_0					
60 D	18.80	-4.3368E-05	201.9	94.02	201.9	98.33	UL-RL	9.9511E+04	-11.80	0.000
1.000	1.000	94.02	0.000	0.000	DI2_165_168_L_0					
61 D	19.19	-3.9698E-05	205.1	95.93	205.1	99.88	UL-RL	9.9511E+04	-12.00	0.000
1.000	1.000	95.93	0.000	0.000	DI2_165_168_L_0					

```
   62 D   19.57     -3.6036E-05   208.2       97.83       208.2       101.4          UL-RL  9.9511E+04  -12.20       0.000
1.000       1.000       97.83       0.000       0.000     DI2_165_168_L_0
   63 D   19.95     -3.2381E-05   211.2       99.74       211.2       103.0          UL-RL  9.9511E+04  -12.40       0.000
1.000       1.000       99.74       0.000       0.000     DI2_165_168_L_0
   64 D   20.33     -2.8735E-05   214.3       101.7       214.3       104.5          UL-RL  9.9511E+04  -12.60       0.000
1.000       1.000       101.7       0.000       0.000     DI2_165_168_L_0
   65 D   20.71     -2.5095E-05   217.4       103.6       217.4       106.1          UL-RL  9.9511E+04  -12.80       0.000
1.000       1.000       103.6       0.000       0.000     DI2_165_168_L_0
   66 D   21.09     -2.1460E-05   220.5       105.5       220.5       107.6          UL-RL  9.9511E+04  -13.00       0.000
1.000       1.000       105.5       0.000       0.000     DI2_165_168_L_0
   67 D   21.48     -1.7828E-05   223.6       107.4       223.6       109.2          UL-RL  9.9511E+04  -13.20       0.000
1.000       1.000       107.4       0.000       0.000     DI2_165_168_L_0
   68 D   16.39     -1.4198E-05   226.7       109.3       226.7       110.7          UL-RL  9.9511E+04  -13.40       0.000
1.000       1.000       109.3       0.000       0.000     DI2_165_168_L_0
   69 D   5.512     -1.2382E-05   228.3       110.2       228.3       111.5          UL-RL  9.9511E+04  -13.50       0.000
1.000       1.000       110.2       0.000       0.000     DI2_165_168_L_0
```

```
+-------------------------------------------------------------------------------------------------------------------------------+
|                   PARATIEPLUS(TM)   NLS ENGINE RELEASE  2018.0    FULL VERSION  *Build date:Nov 13, 2017*                    |
|                                                                                                                               |
|                                    NewProject.BaseDesignSection_28.SISMICAGEO_1273                                            |
|                                   Exe Time : 4 September 2018 18:06:14                                                        |
+-------------------------------------------------------------------------------------------------------------------------------+
New Project


S T R E S S   R E S U L T S   F O R   G R O U P   N O.   2

0_R                                                          :
ELEMENT TYPE    5 NO.OF ELEMENTS. IN THIS GROUP   69
C U R R E N T   T I M E   I S      3.0000

 HARDENING 2D SOIL ELEMENT

 ****** TOTAL STRESS FORMULATION *****

  EL *   FORCE     DISPL-Y  VERTICAL-P  HORIZON.-P     MAX-V-P     MAX-H-P           STATE   STIFFNESS Z-LEVEL      PORE
E FACTOR    UFACTOR       Peq           Su_a         Su_p     LAYER
 ------------------------------------------------------------------------------------------------------------------------------
-------------------------------------------------------------------------------------------
   1     0.000         --          --          --          --          --          REMOVED     --        0.000       0.000
1.000       1.000       0.000       0.000       0.000     not available
   2     0.000         --          --          --          --          --          REMOVED     --      -0.2000       0.000
1.000       1.000       0.000       0.000       0.000     not available
   3     0.000         --          --          --          --          --          REMOVED     --      -0.4000       0.000
1.000       1.000       0.000       0.000       0.000     not available
   4     0.000         --          --          --          --          --          REMOVED     --      -0.6000       0.000
1.000       1.000       0.000       0.000       0.000     not available
   5     0.000         --          --          --          --          --          REMOVED     --      -0.8000       0.000
1.000       1.000       0.000       0.000       0.000     not available
   6 D   0.000     -1.3168E-03   0.000       0.000       16.00       16.12         ACTIVE   0.000      -1.000       0.000
1.000       1.000       0.000       0.000       0.000     DI1_164_167_L_0
   7 D  0.2618     -1.2282E-03   3.200       1.309       19.20       18.08         ACTIVE   0.000      -1.200       0.000
1.000       1.000       1.309       0.000       0.000     DI1_164_167_L_0
   8 D  0.5235     -1.1417E-03   6.400       2.618       22.40       19.88         ACTIVE   0.000      -1.400       0.000
1.000       1.000       2.618       0.000       0.000     DI1_164_167_L_0
   9 D  0.7853     -1.0575E-03   9.600       3.926       25.60       21.56         ACTIVE   0.000      -1.600       0.000
1.000       1.000       3.926       0.000       0.000     DI1_164_167_L_0
  10 D   1.047     -9.7590E-04   12.80       5.235       28.80       23.17         ACTIVE   0.000      -1.800       0.000
1.000       1.000       5.235       0.000       0.000     DI1_164_167_L_0
  11 D   1.309     -8.9705E-04   16.00       6.544       32.00       24.73         ACTIVE   0.000      -2.000       0.000
1.000       1.000       6.544       0.000       0.000     DI1_164_167_L_0
  12 D   1.571     -8.2113E-04   19.20       7.853       35.20       26.26         ACTIVE   0.000      -2.200       0.000
1.000       1.000       7.853       0.000       0.000     DI1_164_167_L_0
  13 D   1.832     -7.4828E-04   22.40       9.162       38.40       27.77         ACTIVE   0.000      -2.400       0.000
1.000       1.000       9.162       0.000       0.000     DI1_164_167_L_0
  14 D   2.094     -6.7861E-04   25.60       10.47       41.60       29.26         ACTIVE   0.000      -2.600       0.000
1.000       1.000       10.47       0.000       0.000     DI1_164_167_L_0
  15 D   2.356     -6.1221E-04   28.80       11.78       44.80       30.75         ACTIVE   0.000      -2.800       0.000
1.000       1.000       11.78       0.000       0.000     DI1_164_167_L_0
  16 D   2.618     -5.4915E-04   32.00       13.09       48.00       32.23         ACTIVE   0.000      -3.000       0.000
1.000       1.000       13.09       0.000       0.000     DI1_164_167_L_0
  17 D   2.879     -4.8946E-04   35.20       14.40       51.20       33.70         ACTIVE   0.000      -3.200       0.000
1.000       1.000       14.40       0.000       0.000     DI1_164_167_L_0
  18 D   3.209     -4.3317E-04   38.40       16.05       54.40       35.17          UL-RL  3.4115E+04  -3.400       0.000
1.000       1.000       16.05       0.000       0.000     DI1_164_167_L_0
  19 D   3.868     -3.8028E-04   41.60       19.34       57.60       36.64          UL-RL  3.4115E+04  -3.600       0.000
1.000       1.000       19.34       0.000       0.000     DI1_164_167_L_0
  20 D   4.504     -3.3077E-04   44.80       22.52       60.80       38.11          UL-RL  3.4115E+04  -3.800       0.000
1.000       1.000       22.52       0.000       0.000     DI1_164_167_L_0
  21 D   5.116     -2.8460E-04   48.00       25.58       64.00       39.58          UL-RL  3.4115E+04  -4.000       0.000
1.000       1.000       25.58       0.000       0.000     DI1_164_167_L_0
  22 D   5.706     -2.4172E-04   51.20       28.53       67.20       41.05          UL-RL  3.4115E+04  -4.200       0.000
1.000       1.000       28.53       0.000       0.000     DI1_164_167_L_0
  23 D   6.273     -2.0206E-04   54.40       31.37       70.40       42.52          UL-RL  3.4115E+04  -4.400       0.000
1.000       1.000       31.37       0.000       0.000     DI1_164_167_L_0
  24 D   6.819     -1.6554E-04   57.60       34.10       73.60       43.99          UL-RL  3.4115E+04  -4.600       0.000
1.000       1.000       34.10       0.000       0.000     DI1_164_167_L_0
```

25 D	7.345	-1.3208E-04	60.80	36.72	76.80	45.46	UL-RL	3.4115E+04	-4.800	0.000	
1.000	1.000	36.72	0.000	0.000	DI1_164_167_L_0						
26 D	7.051	-1.0157E-04	64.00	35.26	80.00	46.94	UL-RL	7.3429E+04	-5.000	0.000	
1.000	1.000	35.26	0.000	0.000	DI2_165_168_L_0						
27 D	7.755	-7.3908E-05	67.20	38.77	83.20	48.41	UL-RL	7.3429E+04	-5.200	0.000	
1.000	1.000	38.77	0.000	0.000	DI2_165_168_L_0						
28 D	8.419	-4.8972E-05	70.40	42.09	86.40	49.89	UL-RL	7.3429E+04	-5.400	0.000	
1.000	1.000	42.09	0.000	0.000	DI2_165_168_L_0						
29 D	9.044	-2.6637E-05	73.60	45.22	89.60	51.37	UL-RL	7.3429E+04	-5.600	0.000	
1.000	1.000	45.22	0.000	0.000	DI2_165_168_L_0						
30 D	9.634	-6.7664E-06	76.80	48.17	92.80	52.86	UL-RL	7.3429E+04	-5.800	0.000	
1.000	1.000	48.17	0.000	0.000	DI2_165_168_L_0						
31 D	10.19	1.0778E-05	80.00	50.95	96.00	54.34	UL-RL	7.3429E+04	-6.000	0.000	
1.000	1.000	50.95	0.000	0.000	DI2_165_168_L_0						
32 D	10.72	2.6141E-05	83.20	53.58	99.20	55.83	UL-RL	7.3429E+04	-6.200	0.000	
1.000	1.000	53.58	0.000	0.000	DI2_165_168_L_0						
33 D	11.20	3.9466E-05	86.40	56.00	102.4	57.41	UL-RL	7.3429E+04	-6.400	0.000	
1.000	1.000	56.00	0.000	0.000	DI2_165_168_L_0						
34 D	11.64	5.0899E-05	89.60	58.21	105.6	59.10	UL-RL	7.3429E+04	-6.600	0.000	
1.000	1.000	58.21	0.000	0.000	DI2_165_168_L_0						
35 D	12.07	6.0581E-05	92.80	60.33	108.8	60.76	UL-RL	7.3429E+04	-6.800	0.000	
1.000	1.000	60.33	0.000	0.000	DI2_165_168_L_0						
36 D	12.46	6.8653E-05	96.00	62.28	112.0	62.49	UL-RL	7.3429E+04	-7.000	0.000	
1.000	1.000	62.28	0.000	0.000	DI2_165_168_L_0						
37 D	12.82	7.5252E-05	99.20	64.11	115.2	64.26	UL-RL	7.3429E+04	-7.200	0.000	
1.000	1.000	64.11	0.000	0.000	DI2_165_168_L_0						
38 D	13.18	8.0508E-05	102.4	65.88	118.4	65.97	UL-RL	7.3429E+04	-7.400	0.000	
1.000	1.000	65.88	0.000	0.000	DI2_165_168_L_0						
39 D	13.52	8.4548E-05	105.6	67.58	121.6	67.63	UL-RL	7.3429E+04	-7.600	0.000	
1.000	1.000	67.58	0.000	0.000	DI2_165_168_L_0						
40 D	13.85	8.7491E-05	108.8	69.24	124.8	69.25	UL-RL	7.3429E+04	-7.800	0.000	
1.000	1.000	69.24	0.000	0.000	DI2_165_168_L_0						
41 D	14.17	8.9452E-05	112.0	70.85	128.0	70.85	V-C	4.5893E+04	-8.000	0.000	
1.000	1.000	70.85	0.000	0.000	DI2_165_168_L_0						
42 D	14.48	9.0539E-05	115.2	72.41	131.2	72.41	V-C	4.5893E+04	-8.200	0.000	
1.000	1.000	72.41	0.000	0.000	DI2_165_168_L_0						
43 D	14.79	9.0850E-05	118.4	73.94	134.4	73.94	V-C	4.5893E+04	-8.400	0.000	
1.000	1.000	73.94	0.000	0.000	DI2_165_168_L_0						
44 D	15.09	9.0482E-05	121.6	75.44	137.6	75.44	V-C	4.5893E+04	-8.600	0.000	
1.000	1.000	75.44	0.000	0.000	DI2_165_168_L_0						
45 D	15.38	8.9519E-05	124.8	76.91	140.8	76.91	V-C	4.5893E+04	-8.800	0.000	
1.000	1.000	76.91	0.000	0.000	DI2_165_168_L_0						
46 D	15.67	8.8043E-05	128.0	78.36	144.0	78.36	V-C	4.5893E+04	-9.000	0.000	
1.000	1.000	78.36	0.000	0.000	DI2_165_168_L_0						
47 D	15.96	8.6126E-05	131.2	79.80	147.2	79.80	V-C	4.5893E+04	-9.200	0.000	
1.000	1.000	79.80	0.000	0.000	DI2_165_168_L_0						
48 D	16.24	8.3836E-05	134.4	81.22	150.4	81.22	V-C	4.5893E+04	-9.400	0.000	
1.000	1.000	81.22	0.000	0.000	DI2_165_168_L_0						
49 D	16.52	8.1231E-05	137.6	82.62	153.6	82.62	V-C	4.5893E+04	-9.600	0.000	
1.000	1.000	82.62	0.000	0.000	DI2_165_168_L_0						
50 D	16.80	7.8367E-05	140.8	84.02	156.8	84.02	V-C	4.5893E+04	-9.800	0.000	
1.000	1.000	84.02	0.000	0.000	DI2_165_168_L_0						
51 D	17.08	7.5290E-05	144.0	85.41	160.0	85.41	V-C	4.5893E+04	-10.00	0.000	
1.000	1.000	85.41	0.000	0.000	DI2_165_168_L_0						
52 D	17.36	7.2044E-05	147.2	86.79	163.2	86.79	V-C	4.5893E+04	-10.20	0.000	
1.000	1.000	86.79	0.000	0.000	DI2_165_168_L_0						
53 D	17.63	6.8664E-05	150.4	88.17	166.4	88.17	V-C	4.5893E+04	-10.40	0.000	
1.000	1.000	88.17	0.000	0.000	DI2_165_168_L_0						
54 D	17.91	6.5183E-05	153.6	89.54	169.6	89.54	V-C	4.5893E+04	-10.60	0.000	
1.000	1.000	89.54	0.000	0.000	DI2_165_168_L_0						
55 D	18.18	6.1627E-05	156.8	90.91	172.8	90.91	V-C	4.5893E+04	-10.80	0.000	
1.000	1.000	90.91	0.000	0.000	DI2_165_168_L_0						
56 D	18.46	5.8019E-05	160.0	92.28	176.0	92.28	V-C	4.5893E+04	-11.00	0.000	
1.000	1.000	92.28	0.000	0.000	DI2_165_168_L_0						
57 D	18.72	5.4376E-05	163.2	93.62	179.2	93.72	UL-RL	7.3429E+04	-11.20	0.000	
1.000	1.000	93.62	0.000	0.000	DI2_165_168_L_0						
58 D	18.98	5.0713E-05	166.4	94.89	182.4	95.25	UL-RL	7.3429E+04	-11.40	0.000	
1.000	1.000	94.89	0.000	0.000	DI2_165_168_L_0						
59 D	19.23	4.7041E-05	169.6	96.16	185.6	96.79	UL-RL	7.3429E+04	-11.60	0.000	
1.000	1.000	96.16	0.000	0.000	DI2_165_168_L_0						
60 D	19.49	4.3368E-05	172.8	97.43	188.8	98.33	UL-RL	7.3429E+04	-11.80	0.000	
1.000	1.000	97.43	0.000	0.000	DI2_165_168_L_0						
61 D	19.74	3.9698E-05	176.0	98.71	192.0	99.88	UL-RL	7.3429E+04	-12.00	0.000	
1.000	1.000	98.71	0.000	0.000	DI2_165_168_L_0						

```
   62 D   20.00      3.6036E-05   179.2       99.98       195.2       101.4          UL-RL  7.3429E+04  -12.20       0.000
1.000       1.000       99.98       0.000       0.000     DI2_165_168_L_0
   63 D   20.25      3.2381E-05   182.4       101.3       198.4       103.0          UL-RL  7.3429E+04  -12.40       0.000
1.000       1.000       101.3       0.000       0.000     DI2_165_168_L_0
   64 D   20.51      2.8735E-05   185.6       102.5       201.6       104.5          UL-RL  7.3429E+04  -12.60       0.000
1.000       1.000       102.5       0.000       0.000     DI2_165_168_L_0
   65 D   20.76      2.5095E-05   188.8       103.8       204.8       106.1          UL-RL  7.3429E+04  -12.80       0.000
1.000       1.000       103.8       0.000       0.000     DI2_165_168_L_0
   66 D   21.02      2.1460E-05   192.0       105.1       208.0       107.6          UL-RL  7.3429E+04  -13.00       0.000
1.000       1.000       105.1       0.000       0.000     DI2_165_168_L_0
   67 D   21.28      1.7828E-05   195.2       106.4       211.2       109.2          UL-RL  7.3429E+04  -13.20       0.000
1.000       1.000       106.4       0.000       0.000     DI2_165_168_L_0
   68 D   16.15      1.4198E-05   198.4       107.7       214.4       110.7          UL-RL  7.3429E+04  -13.40       0.000
1.000       1.000       107.7       0.000       0.000     DI2_165_168_L_0
   69 D   5.416      1.2382E-05   200.0       108.3       216.0       111.5          UL-RL  7.3429E+04  -13.50       0.000
1.000       1.000       108.3       0.000       0.000     DI2_165_168_L_0
```

```
+-------------------------------------------------------------------------------------------------------------------------+
|                   PARATIEPLUS(TM)   NLS ENGINE RELEASE  2018.0    FULL VERSION  *Build date:Nov 13, 2017*               |
|                                                                                                                         |
|                                    NewProject.BaseDesignSection_28.SISMICAGEO_1273                                      |
|                                   Exe Time : 4 September 2018 18:06:14                                                  |
+-------------------------------------------------------------------------------------------------------------------------+
New Project


S T R E S S   R E S U L T S   F O R   G R O U P   N O.   3

WallElement_33                                                :
ELEMENT TYPE    2 NO.OF ELEMENTS. IN THIS GROUP   68
C U R R E N T   T I M E   I S     3.0000

 WALL2D ELEMENT

   EL      TA          TB          MA          MB
-------------------------------------------------------
    1 -119.94      119.94    -5.28619E-12 -23.988
    2 -117.87      117.87      23.988     -47.563
    3 -113.64      113.64      47.563     -70.291
    4 -107.11      107.11      70.291     -91.714
    5 -98.186      98.186      91.714     -111.35
    6 -88.100      88.100      111.35     -128.97
    7 -78.345      78.345      128.97     -144.64
    8 -68.944      68.944      144.64     -158.43
    9 -59.907      59.907      158.43     -170.41
   10 -51.235      51.235      170.41     -180.66
   11 -42.923      42.923      180.66     -189.24
   12 -34.962      34.962      189.24     -196.23
   13 -27.341      27.341      196.23     -201.70
   14 -20.046      20.046      201.70     -205.71
   15 -13.062      13.062      205.71     -208.32
   16 -6.3727      6.3727      208.32     -209.60
   17 3.84558E-02-3.84558E-02  209.60     -209.59
   18  6.1208     -6.1208      209.59     -208.37
   19  11.562     -11.562      208.37     -206.05
   20  16.404     -16.404      206.05     -202.77
   21  20.686     -20.686      202.77     -198.64
   22  24.449     -24.449      198.64     -193.75
   23  27.732     -27.732      193.75     -188.20
   24  30.573     -30.573      188.20     -182.09
   25  33.010     -33.010      182.09     -175.48
   26  36.609     -36.609      175.48     -168.16
   27  39.457     -39.457      168.16     -160.27
   28  41.626     -41.626      160.27     -151.95
   29  43.188     -43.188      151.95     -143.31
   30  44.209     -44.209      143.31     -134.47
   31  44.673     -44.673      134.47     -125.53
   32  44.604     -44.604      125.53     -116.61
   33  44.083     -44.083      116.61     -107.79
   34  43.191     -43.191      107.79     -99.156
   35  41.981     -41.981      99.156     -90.760
   36  40.519     -40.519      90.760     -82.656
   37  38.860     -38.860      82.656     -74.884
   38  37.044     -37.044      74.884     -67.475
   39  35.107     -35.107      67.475     -60.454
   40  33.080     -33.080      60.454     -53.838
   41  30.996     -30.996      53.838     -47.639
   42  28.879     -28.879      47.639     -41.863
   43  26.753     -26.753      41.863     -36.513
   44  24.637     -24.637      36.513     -31.585
   45  22.549     -22.549      31.585     -27.075
   46  20.503     -20.503      27.075     -22.975
   47  18.513     -18.513      22.975     -19.272
   48  16.589     -16.589      19.272     -15.954
   49  14.740     -14.740      15.954     -13.006
   50  12.975     -12.975      13.006     -10.411
   51  11.298     -11.298      10.411     -8.1517
   52  9.7162     -9.7162      8.1517     -6.2086
```

```
53  8.2320     -8.2320      6.2086     -4.5622
54  6.8488     -6.8488      4.5622     -3.1924
55  5.5688     -5.5688      3.1924     -2.0787
56  4.3934     -4.3934      2.0787     -1.2000
57  3.3314     -3.3314      1.2000    -0.53373
58  2.3956     -2.3956     0.53373    -5.46050E-02
59  1.5866     -1.5866     5.46050E-02 0.26272
60 0.90430    -0.90430    -0.26272     0.44358
61 0.34861    -0.34861    -0.44358     0.51330
62-8.06984E-02 8.06984E-02-0.51330     0.49716
63-0.38389     0.38389    -0.49716     0.42038
64-0.56124     0.56124    -0.42038     0.30813
65-0.61296     0.61296    -0.30813     0.18554
66-0.53921     0.53921    -0.18554     7.76990E-02
67-0.34010     0.34010    -7.76990E-02 9.67854E-03
68-9.67757E-02 9.67757E-02-9.67854E-03 1.43774E-13
```

```
+-------------------------------------------------------------------------------------------------------------------------------+
|                   PARATIEPLUS(TM)   NLS ENGINE RELEASE  2018.0    FULL VERSION  *Build date:Nov 13, 2017*                    |
|                                                                                                                               |
|                                    NewProject.BaseDesignSection_28.SISMICAGEO_1273                                            |
|                                   Exe Time : 4 September 2018 18:06:14                                                        |
+-------------------------------------------------------------------------------------------------------------------------------+
New Project


S T R E S S   R E S U L T S   F O R   G R O U P   N O.   4

Tieback_175                                                  :
ELEMENT TYPE    6 NO.OF ELEMENTS. IN THIS GROUP    1
C U R R E N T   T I M E   I S      3.0000

 POST-TENSION 2D-BOUNDARY ELEMENT

         EL    FORCE          d0          EDISPL     pl. eps          K     -ve limit   +ve limit
-------------------------------------------------------------------------------------------------------
 ANCHOR    1   138.50     -1.67563E-03 -1.67563E-03   0.0000       0.0000       0.0000       0.0000     BORN NOW JUST
ACTIVATED

 ITER     0 RNORM = 0.000     RMNORM= 0.000
             RINORM=0.2805E+06 RIMNOR=0.1904E+07
             RENORM= 5424.     REMNOR=0.1285E-19 RATIO =0.1391     TOLER =0.1000E-03  NOT CONVERGED
             RFMAX = 119.9     RMMAX = 209.6
             RTSMAL=0.1000E-02 RMSMAL=0.1000E-02
             RDT   =0.2805E+06 RDR   =0.1904E+07
             RATIOT=0.1391     RATIOR= 0.000
             MAX UN= 15.67     IEQ=    91 NODE     46 DOF   1  Y-DISPL.F
             MIN UN=-.1067E-09 IEQ=     9 NODE      5 DOF   1  Y-DISPL.F
             NO. OF CONTACT CONSTRAINT VIOLATIONS     0


 ITER     2 RNORM = 0.000     RMNORM= 0.000
             RINORM=0.2805E+06 RIMNOR=0.1904E+07
             RENORM= 1258.     REMNOR=0.1314E-17 RATIO =0.6697E-01 TOLER =0.1000E-03  NOT CONVERGED
             RFMAX = 119.9     RMMAX = 209.6
             RTSMAL=0.1000E-02 RMSMAL=0.1000E-02
             RDT   =0.2805E+06 RDR   =0.1904E+07
             RATIOT=0.6697E-01 RATIOR= 0.000
             MAX UN= 13.02     IEQ=    95 NODE     48 DOF   1  Y-DISPL.F
             MIN UN=-.3861E-08 IEQ=   135 NODE     68 DOF   1  Y-DISPL.F
             NO. OF CONTACT CONSTRAINT VIOLATIONS     0


 ITER     3 RNORM = 0.000     RMNORM= 0.000
             RINORM=0.2805E+06 RIMNOR=0.1904E+07
             RENORM= 271.0     REMNOR=0.3399E-17 RATIO =0.3109E-01 TOLER =0.1000E-03  NOT CONVERGED
             RFMAX = 119.9     RMMAX = 209.6
             RTSMAL=0.1000E-02 RMSMAL=0.1000E-02
             RDT   =0.2805E+06 RDR   =0.1904E+07
             RATIOT=0.3109E-01 RATIOR= 0.000
             MAX UN= 8.053     IEQ=   105 NODE     53 DOF   1  Y-DISPL.F
             MIN UN=-.5792E-08 IEQ=    89 NODE     45 DOF   1  Y-DISPL.F
             NO. OF CONTACT CONSTRAINT VIOLATIONS     0


 ITER     4 RNORM = 0.000     RMNORM= 0.000
             RINORM=0.2805E+06 RIMNOR=0.1904E+07
             RENORM= 81.17     REMNOR=0.3796E-17 RATIO =0.1701E-01 TOLER =0.1000E-03  NOT CONVERGED
             RFMAX = 119.9     RMMAX = 209.6
             RTSMAL=0.1000E-02 RMSMAL=0.1000E-02
             RDT   =0.2805E+06 RDR   =0.1904E+07
             RATIOT=0.1701E-01 RATIOR= 0.000
             MAX UN= 4.640     IEQ=    17 NODE      9 DOF   1  Y-DISPL.F
             MIN UN=-.9866E-08 IEQ=    55 NODE     28 DOF   1  Y-DISPL.F
             NO. OF CONTACT CONSTRAINT VIOLATIONS     0


 ITER     5 RNORM = 0.000     RMNORM= 0.000
```

```
  RINORM=0.2805E+06 RIMNOR=0.1904E+07
  RENORM= 68.19     REMNOR=0.4632E-16 RATIO =0.1559E-01 TOLER =0.1000E-03  NOT CONVERGED
  RFMAX = 119.9     RMMAX = 209.6
  RTSMAL=0.1000E-02 RMSMAL=0.1000E-02
  RDT   =0.2805E+06 RDR   =0.1904E+07
  RATIOT=0.1559E-01 RATIOR= 0.000
  MAX UN= 4.432     IEQ=   133 NODE     67 DOF   1  Y-DISPL.F
  MIN UN=-.1846E-07 IEQ=    43 NODE     22 DOF   1  Y-DISPL.F
  NO. OF CONTACT CONSTRAINT VIOLATIONS     0


ITER     6 RNORM = 0.000     RMNORM= 0.000
  RINORM=0.2805E+06 RIMNOR=0.1904E+07
  RENORM= 2.057     REMNOR=0.1200E-16 RATIO =0.2708E-02 TOLER =0.1000E-03  NOT CONVERGED
  RFMAX = 119.9     RMMAX = 209.6
  RTSMAL=0.1000E-02 RMSMAL=0.1000E-02
  RDT   =0.2805E+06 RDR   =0.1904E+07
  RATIOT=0.2708E-02 RATIOR= 0.000
  MAX UN= 1.424     IEQ=   127 NODE     64 DOF   1  Y-DISPL.F
  MIN UN=-.1626E-07 IEQ=    51 NODE     26 DOF   1  Y-DISPL.F
  NO. OF CONTACT CONSTRAINT VIOLATIONS     0


ITER     7 RNORM = 0.000     RMNORM= 0.000
  RINORM=0.2805E+06 RIMNOR=0.1904E+07
  RENORM=0.5467E-14 REMNOR=0.1272E-16 RATIO =0.1396E-09 TOLER =0.1000E-03      CONVERGED !
  RFMAX = 119.9     RMMAX = 209.6
  RTSMAL=0.1000E-02 RMSMAL=0.1000E-02
  RDT   =0.2805E+06 RDR   =0.1904E+07
  RATIOT=0.1396E-09 RATIOR= 0.000
  MAX UN=0.1970E-07 IEQ=    37 NODE     19 DOF   1  Y-DISPL.F
  MIN UN=-.2028E-07 IEQ=    39 NODE     20 DOF   1  Y-DISPL.F
  NO. OF CONTACT CONSTRAINT VIOLATIONS     0
```

```
+-------------------------------------------------------------------------------------------------------------------------+
|                   PARATIEPLUS(TM)   NLS ENGINE RELEASE  2018.0    FULL VERSION  *Build date:Nov 13, 2017*              |
|                                                                                                                         |
|                                    NewProject.BaseDesignSection_28.SISMICAGEO_1273                                      |
|                                   Exe Time : 4 September 2018 18:06:14                                                  |
+-------------------------------------------------------------------------------------------------------------------------+
New Project
SOLUTION REACHED USING     7 ITERATIONS ON   40

P R I N T   O U T   F O R   T I M E   S T E P    4     ( AT TIME   4.000     )

PRINT OUT OF ACTIVE COMPONENTS (FIXED NODES ARE NOT PRINTED OUT)

          Y-DISPL.F        X-ROT. F
            (02)             (04)           (
    1   1.9293013E-02  -2.9595533E-04
    2   1.9233745E-02  -2.9711579E-04
    3   1.9174012E-02  -3.0059501E-04
    4   1.9113352E-02  -3.0638643E-04
    5   1.9051304E-02  -3.1447882E-04
    6   1.8987409E-02  -3.2485610E-04
    7   1.8921211E-02  -3.3749710E-04
    8   1.8852261E-02  -3.5237560E-04
    9   1.8780113E-02  -3.6946013E-04
   10   1.8704332E-02  -3.8871364E-04
   11   1.8624486E-02  -4.1009345E-04
   12   1.8540156E-02  -4.3355147E-04
   13   1.8450931E-02  -4.5903474E-04
   14   1.8356411E-02  -4.8648553E-04
   15   1.8256209E-02  -5.1584109E-04
   16   1.8149952E-02  -5.4703377E-04
   17   1.8037278E-02  -5.7999125E-04
   18   1.7917842E-02  -6.1463594E-04
   19   1.7791316E-02  -6.5088625E-04
   20   1.7657387E-02  -6.8865594E-04
   21   1.7515759E-02  -7.2785396E-04
   22   1.7366157E-02  -7.6838518E-04
   23   1.7208323E-02  -8.1014935E-04
   24   1.7042022E-02  -8.5304200E-04
   25   1.6867038E-02  -8.9695427E-04
   26   1.6683180E-02  -9.4177279E-04
   27   1.6490277E-02  -9.8738689E-04
   28   1.6288180E-02  -1.0336898E-03
   29   1.6076763E-02  -1.0805701E-03
   30   1.5855921E-02  -1.1279127E-03
   31   1.5625575E-02  -1.1755985E-03
   32   1.5385668E-02  -1.2235042E-03
   33   1.5136168E-02  -1.2715031E-03
   34   1.4877070E-02  -1.3194639E-03
   35   1.4608394E-02  -1.3672515E-03
   36   1.4330190E-02  -1.4147271E-03
   37   1.4042535E-02  -1.4617476E-03
   38   1.3745532E-02  -1.5081666E-03
   39   1.3439319E-02  -1.5538331E-03
   40   1.3124060E-02  -1.5985924E-03
   41   1.2799953E-02  -1.6422859E-03
   42   1.2467227E-02  -1.6847512E-03
   43   1.2126145E-02  -1.7258218E-03
   44   1.1777003E-02  -1.7653272E-03
   45   1.1420132E-02  -1.8030931E-03
   46   1.1055895E-02  -1.8389414E-03
   47   1.0684696E-02  -1.8726900E-03
   48   1.0306970E-02  -1.9041769E-03
   49   9.9231837E-03  -1.9332800E-03
   50   9.5338247E-03  -1.9599109E-03
   51   9.1393896E-03  -1.9840167E-03
   52   8.7403777E-03  -2.0055787E-03
   53   8.3373370E-03  -2.0246106E-03
   54   7.9307187E-03  -2.0411648E-03
   55   7.5210307E-03  -2.0553249E-03
   56   7.1087405E-03  -2.0672096E-03
```

57	6.6942883E-03	-2.0769726E-03
58	6.2780803E-03	-2.0848018E-03
59	5.8604817E-03	-2.0909197E-03
60	5.4418103E-03	-2.0955696E-03
61	5.0223358E-03	-2.0989901E-03
62	4.6022815E-03	-2.1014027E-03
63	4.1818283E-03	-2.1030118E-03
64	3.7611178E-03	-2.1040047E-03
65	3.3402561E-03	-2.1045515E-03
66	2.9193168E-03	-2.1048053E-03
67	2.4983450E-03	-2.1048946E-03
68	2.0773636E-03	-2.1049134E-03
69	1.8668512E-03	-2.1049140E-03

```
+-------------------------------------------------------------------------------------------------------------------------------+
|                   PARATIEPLUS(TM)   NLS ENGINE RELEASE  2018.0    FULL VERSION  *Build date:Nov 13, 2017*                    |
|                                                                                                                               |
|                                    NewProject.BaseDesignSection_28.SISMICAGEO_1273                                            |
|                                   Exe Time : 4 September 2018 18:06:14                                                        |
+-------------------------------------------------------------------------------------------------------------------------------+
New Project


S T R E S S   R E S U L T S   F O R   G R O U P   N O.   1

0_L                                                              :
ELEMENT TYPE    5 NO.OF ELEMENTS. IN THIS GROUP   69
C U R R E N T   T I M E   I S      4.0000

 HARDENING 2D SOIL ELEMENT

 ****** TOTAL STRESS FORMULATION *****

  EL *   FORCE     DISPL-Y  VERTICAL-P  HORIZON.-P     MAX-V-P     MAX-H-P           STATE   STIFFNESS Z-LEVEL      PORE
E FACTOR    UFACTOR       Peq           Su_a         Su_p     LAYER
 ------------------------------------------------------------------------------------------------------------------------------
-------------------------------------------------------------------------------------------
   1 D  4.4508E-04 -1.9293E-02  1.0882E-02  4.4508E-03  1.0882E-02  0.7420          ACTIVE   0.000       0.000       0.000
1.000       1.000      4.4508E-03   0.000       0.000     DI1_164_167_L_0
   2 D  0.2655     -1.9234E-02   3.246       1.328       3.246       10.34          ACTIVE   0.000     -0.2000       0.000
1.000       1.000       1.328       0.000       0.000     DI1_164_167_L_0
   3 D  0.5434     -1.9174E-02   6.643       2.717       6.643       21.16          ACTIVE   0.000     -0.4000       0.000
1.000       1.000       2.717       0.000       0.000     DI1_164_167_L_0
   4 D  0.8385     -1.9113E-02   10.25       4.193       10.25       32.65          ACTIVE   0.000     -0.6000       0.000
1.000       1.000       4.193       0.000       0.000     DI1_164_167_L_0
   5 D   1.146     -1.9051E-02   14.01       5.731       14.01       44.63          ACTIVE   0.000     -0.8000       0.000
1.000       1.000       5.731       0.000       0.000     DI1_164_167_L_0
   6 D   1.459     -1.8987E-02   17.84       7.297       17.84       50.43          ACTIVE   0.000      -1.000       0.000
1.000       1.000       7.297       0.000       0.000     DI1_164_167_L_0
   7 D   1.773     -1.8921E-02   21.67       8.865       21.67       50.08          ACTIVE   0.000      -1.200       0.000
1.000       1.000       8.865       0.000       0.000     DI1_164_167_L_0
   8 D   2.105     -1.8852E-02   25.73       10.52       25.73       49.62          ACTIVE   0.000      -1.400       0.000
1.000       1.000       10.52       0.000       0.000     DI1_164_167_L_0
   9 D   2.461     -1.8780E-02   30.08       12.30       30.08       49.11          ACTIVE   0.000      -1.600       0.000
1.000       1.000       12.30       0.000       0.000     DI1_164_167_L_0
  10 D   2.799     -1.8704E-02   34.22       14.00       34.22       48.60          ACTIVE   0.000      -1.800       0.000
1.000       1.000       14.00       0.000       0.000     DI1_164_167_L_0
  11 D   3.125     -1.8624E-02   38.20       15.63       38.20       48.10          ACTIVE   0.000      -2.000       0.000
1.000       1.000       15.63       0.000       0.000     DI1_164_167_L_0
  12 D   3.401     -1.8540E-02   41.58       17.01       41.58       47.66          ACTIVE   0.000      -2.200       0.000
1.000       1.000       17.01       0.000       0.000     DI1_164_167_L_0
  13 D   3.713     -1.8451E-02   45.39       18.57       45.39       47.27          ACTIVE   0.000      -2.400       0.000
1.000       1.000       18.57       0.000       0.000     DI1_164_167_L_0
  14 D   4.019     -1.8356E-02   49.13       20.09       49.13       46.95          ACTIVE   0.000      -2.600       0.000
1.000       1.000       20.09       0.000       0.000     DI1_164_167_L_0
  15 D   4.318     -1.8256E-02   52.79       21.59       52.79       46.70          ACTIVE   0.000      -2.800       0.000
1.000       1.000       21.59       0.000       0.000     DI1_164_167_L_0
  16 D   4.614     -1.8150E-02   56.41       23.07       56.41       46.53          ACTIVE   0.000      -3.000       0.000
1.000       1.000       23.07       0.000       0.000     DI1_164_167_L_0
  17 D   4.906     -1.8037E-02   59.97       24.53       59.97       46.45          ACTIVE   0.000      -3.200       0.000
1.000       1.000       24.53       0.000       0.000     DI1_164_167_L_0
  18 D   5.169     -1.7918E-02   63.19       25.84       63.19       46.46          ACTIVE   0.000      -3.400       0.000
1.000       1.000       25.84       0.000       0.000     DI1_164_167_L_0
  19 D   5.457     -1.7791E-02   66.71       27.28       66.71       46.55          ACTIVE   0.000      -3.600       0.000
1.000       1.000       27.28       0.000       0.000     DI1_164_167_L_0
  20 D   5.742     -1.7657E-02   70.19       28.71       70.19       46.73          ACTIVE   0.000      -3.800       0.000
1.000       1.000       28.71       0.000       0.000     DI1_164_167_L_0
  21 D   6.025     -1.7516E-02   73.66       30.13       73.66       46.99          ACTIVE   0.000      -4.000       0.000
1.000       1.000       30.13       0.000       0.000     DI1_164_167_L_0
  22 D   6.307     -1.7366E-02   77.10       31.53       77.10       47.34          ACTIVE   0.000      -4.200       0.000
1.000       1.000       31.53       0.000       0.000     DI1_164_167_L_0
  23 D   6.567     -1.7208E-02   80.28       32.83       80.28       47.78          ACTIVE   0.000      -4.400       0.000
1.000       1.000       32.83       0.000       0.000     DI1_164_167_L_0
  24 D   6.846     -1.7042E-02   83.70       34.23       83.70       48.30          ACTIVE   0.000      -4.600       0.000
1.000       1.000       34.23       0.000       0.000     DI1_164_167_L_0
```

25 D	7.125	-1.6867E-02	87.10	35.62	87.10	48.90	ACTIVE	0.000	-4.800	0.000	
1.000	1.000	35.62	0.000	0.000	DI1_164_167_L_0						
26 D	6.484	-1.6683E-02	90.49	32.42	90.49	53.25	ACTIVE	0.000	-5.000	0.000	
1.000	1.000	32.42	0.000	0.000	DI2_165_168_L_0						
27 D	6.733	-1.6490E-02	93.86	33.66	93.86	53.01	ACTIVE	0.000	-5.200	0.000	
1.000	1.000	33.66	0.000	0.000	DI2_165_168_L_0						
28 D	6.966	-1.6288E-02	97.03	34.83	97.03	52.94	ACTIVE	0.000	-5.400	0.000	
1.000	1.000	34.83	0.000	0.000	DI2_165_168_L_0						
29 D	7.215	-1.6077E-02	100.4	36.07	100.4	53.03	ACTIVE	0.000	-5.600	0.000	
1.000	1.000	36.07	0.000	0.000	DI2_165_168_L_0						
30 D	7.462	-1.5856E-02	103.7	37.31	103.7	53.28	ACTIVE	0.000	-5.800	0.000	
1.000	1.000	37.31	0.000	0.000	DI2_165_168_L_0						
31 D	7.709	-1.5626E-02	107.1	38.55	107.1	54.34	ACTIVE	0.000	-6.000	0.000	
1.000	1.000	38.55	0.000	0.000	DI2_165_168_L_0						
32 D	7.955	-1.5386E-02	110.4	39.78	110.4	55.83	ACTIVE	0.000	-6.200	0.000	
1.000	1.000	39.78	0.000	0.000	DI2_165_168_L_0						
33 D	8.201	-1.5136E-02	113.8	41.01	113.8	57.32	ACTIVE	0.000	-6.400	0.000	
1.000	1.000	41.01	0.000	0.000	DI2_165_168_L_0						
34 D	8.434	-1.4877E-02	116.9	42.17	116.9	58.81	ACTIVE	0.000	-6.600	0.000	
1.000	1.000	42.17	0.000	0.000	DI2_165_168_L_0						
35 D	8.680	-1.4608E-02	120.2	43.40	120.2	60.31	ACTIVE	0.000	-6.800	0.000	
1.000	1.000	43.40	0.000	0.000	DI2_165_168_L_0						
36 D	8.925	-1.4330E-02	123.6	44.62	123.6	61.81	ACTIVE	0.000	-7.000	0.000	
1.000	1.000	44.62	0.000	0.000	DI2_165_168_L_0						
37 D	9.169	-1.4043E-02	126.9	45.85	126.9	63.31	ACTIVE	0.000	-7.200	0.000	
1.000	1.000	45.85	0.000	0.000	DI2_165_168_L_0						
38 D	9.414	-1.3746E-02	130.2	47.07	130.2	64.81	ACTIVE	0.000	-7.400	0.000	
1.000	1.000	47.07	0.000	0.000	DI2_165_168_L_0						
39 D	9.647	-1.3439E-02	133.3	48.23	133.3	66.31	ACTIVE	0.000	-7.600	0.000	
1.000	1.000	48.23	0.000	0.000	DI2_165_168_L_0						
40 D	9.891	-1.3124E-02	136.7	49.45	136.7	67.82	ACTIVE	0.000	-7.800	0.000	
1.000	1.000	49.45	0.000	0.000	DI2_165_168_L_0						
41 D	10.13	-1.2800E-02	140.0	50.67	140.0	69.33	ACTIVE	0.000	-8.000	0.000	
1.000	1.000	50.67	0.000	0.000	DI2_165_168_L_0						
42 D	10.38	-1.2467E-02	143.3	51.89	143.3	70.84	ACTIVE	0.000	-8.200	0.000	
1.000	1.000	51.89	0.000	0.000	DI2_165_168_L_0						
43 D	10.62	-1.2126E-02	146.5	53.10	146.5	72.35	ACTIVE	0.000	-8.400	0.000	
1.000	1.000	53.10	0.000	0.000	DI2_165_168_L_0						
44 D	10.86	-1.1777E-02	149.8	54.32	149.8	73.86	ACTIVE	0.000	-8.600	0.000	
1.000	1.000	54.32	0.000	0.000	DI2_165_168_L_0						
45 D	11.10	-1.1420E-02	153.0	55.49	153.0	75.38	ACTIVE	0.000	-8.800	0.000	
1.000	1.000	55.49	0.000	0.000	DI2_165_168_L_0						
46 D	11.34	-1.1056E-02	156.3	56.70	156.3	76.90	ACTIVE	0.000	-9.000	0.000	
1.000	1.000	56.70	0.000	0.000	DI2_165_168_L_0						
47 D	11.58	-1.0685E-02	159.6	57.91	159.6	78.42	ACTIVE	0.000	-9.200	0.000	
1.000	1.000	57.91	0.000	0.000	DI2_165_168_L_0						
48 D	11.82	-1.0307E-02	162.9	59.12	162.9	79.94	ACTIVE	0.000	-9.400	0.000	
1.000	1.000	59.12	0.000	0.000	DI2_165_168_L_0						
49 D	12.07	-9.9232E-03	166.1	60.33	166.1	81.46	ACTIVE	0.000	-9.600	0.000	
1.000	1.000	60.33	0.000	0.000	DI2_165_168_L_0						
50 D	12.30	-9.5338E-03	169.3	61.50	169.3	82.99	ACTIVE	0.000	-9.800	0.000	
1.000	1.000	61.50	0.000	0.000	DI2_165_168_L_0						
51 D	12.54	-9.1394E-03	172.6	62.71	172.6	84.52	ACTIVE	0.000	-10.00	0.000	
1.000	1.000	62.71	0.000	0.000	DI2_165_168_L_0						
52 D	12.78	-8.7404E-03	175.9	63.92	175.9	86.05	ACTIVE	0.000	-10.20	0.000	
1.000	1.000	63.92	0.000	0.000	DI2_165_168_L_0						
53 D	13.03	-8.3373E-03	179.1	65.13	179.1	87.58	ACTIVE	0.000	-10.40	0.000	
1.000	1.000	65.13	0.000	0.000	DI2_165_168_L_0						
54 D	13.27	-7.9307E-03	182.4	66.33	182.4	89.11	ACTIVE	0.000	-10.60	0.000	
1.000	1.000	66.33	0.000	0.000	DI2_165_168_L_0						
55 D	13.51	-7.5210E-03	185.7	67.54	185.7	90.64	ACTIVE	0.000	-10.80	0.000	
1.000	1.000	67.54	0.000	0.000	DI2_165_168_L_0						
56 D	13.74	-7.1087E-03	188.8	68.71	188.8	92.18	ACTIVE	0.000	-11.00	0.000	
1.000	1.000	68.71	0.000	0.000	DI2_165_168_L_0						
57 D	13.98	-6.6943E-03	192.1	69.92	192.1	93.72	ACTIVE	0.000	-11.20	0.000	
1.000	1.000	69.92	0.000	0.000	DI2_165_168_L_0						
58 D	14.22	-6.2781E-03	195.4	71.12	195.4	95.25	ACTIVE	0.000	-11.40	0.000	
1.000	1.000	71.12	0.000	0.000	DI2_165_168_L_0						
59 D	14.47	-5.8605E-03	198.6	72.33	198.6	96.79	ACTIVE	0.000	-11.60	0.000	
1.000	1.000	72.33	0.000	0.000	DI2_165_168_L_0						
60 D	14.71	-5.4418E-03	201.9	73.53	201.9	98.33	ACTIVE	0.000	-11.80	0.000	
1.000	1.000	73.53	0.000	0.000	DI2_165_168_L_0						
61 D	14.94	-5.0223E-03	205.1	74.70	205.1	99.88	ACTIVE	0.000	-12.00	0.000	
1.000	1.000	74.70	0.000	0.000	DI2_165_168_L_0						

```
   62 D   15.17     -4.6023E-03   208.2       75.84       208.2       101.4          ACTIVE   0.000      -12.20       0.000
1.000       1.000       75.84       0.000       0.000     DI2_165_168_L_0
   63 D   15.40     -4.1818E-03   211.2       76.98       211.2       103.0          ACTIVE   0.000      -12.40       0.000
1.000       1.000       76.98       0.000       0.000     DI2_165_168_L_0
   64 D   15.62     -3.7611E-03   214.3       78.12       214.3       104.5          ACTIVE   0.000      -12.60       0.000
1.000       1.000       78.12       0.000       0.000     DI2_165_168_L_0
   65 D   15.85     -3.3403E-03   217.4       79.26       217.4       106.1          ACTIVE   0.000      -12.80       0.000
1.000       1.000       79.26       0.000       0.000     DI2_165_168_L_0
   66 D   16.70     -2.9193E-03   220.5       83.50       220.5       107.6           UL-RL   1.9902E+04 -13.00       0.000
1.000       1.000       83.50       0.000       0.000     DI2_165_168_L_0
   67 D   17.81     -2.4983E-03   223.6       89.06       223.6       109.2           UL-RL   1.9902E+04 -13.20       0.000
1.000       1.000       89.06       0.000       0.000     DI2_165_168_L_0
   68 D   14.19     -2.0774E-03   226.7       94.62       226.7       110.7           UL-RL   1.9902E+04 -13.40       0.000
1.000       1.000       94.62       0.000       0.000     DI2_165_168_L_0
   69 D   4.870     -1.8669E-03   228.3       97.40       228.3       111.5           UL-RL   1.9902E+04 -13.50       0.000
1.000       1.000       97.40       0.000       0.000     DI2_165_168_L_0
```

```
+-----------------------------------------------------------------------------------------------------------------------+
|                  PARATIEPLUS(TM)   NLS ENGINE RELEASE  2018.0    FULL VERSION  *Build date:Nov 13, 2017*              |
|                                                                                                                       |
|                                   NewProject.BaseDesignSection_28.SISMICAGEO_1273                                     |
|                                  Exe Time : 4 September 2018 18:06:14                                                 |
+-----------------------------------------------------------------------------------------------------------------------+
New Project


S T R E S S   R E S U L T S   F O R   G R O U P   N O.   2

0_R                                                                :
ELEMENT TYPE    5 NO.OF ELEMENTS. IN THIS GROUP   69
C U R R E N T   T I M E   I S     4.0000

 HARDENING 2D SOIL ELEMENT

 ****** TOTAL STRESS FORMULATION *****

 EL *   FORCE     DISPL-Y  VERTICAL-P  HORIZON.-P     MAX-V-P     MAX-H-P          STATE   STIFFNESS Z-LEVEL      PORE
E FACTOR    UFACTOR       Peq          Su_a        Su_p     LAYER
 ---------------------------------------------------------------------------------------------------------------------------
-----------------------------------------------------------------------------------------------
   1     0.000         --          --          --          --          --          REMOVED     --        0.000       0.000
1.000       1.000       0.000       0.000       0.000     not available
   2     0.000         --          --          --          --          --          REMOVED     --      -0.2000       0.000
1.000       1.000       0.000       0.000       0.000     not available
   3     0.000         --          --          --          --          --          REMOVED     --      -0.4000       0.000
1.000       1.000       0.000       0.000       0.000     not available
   4     0.000         --          --          --          --          --          REMOVED     --      -0.6000       0.000
1.000       1.000       0.000       0.000       0.000     not available
   5     0.000         --          --          --          --          --          REMOVED     --      -0.8000       0.000
1.000       1.000       0.000       0.000       0.000     not available
   6     0.000         --          --          --          --          --          REMOVED     --       -1.000       0.000
1.000       1.000       0.000       0.000       0.000     not available
   7     0.000         --          --          --          --          --          REMOVED     --       -1.200       0.000
1.000       1.000       0.000       0.000       0.000     not available
   8     0.000         --          --          --          --          --          REMOVED     --       -1.400       0.000
1.000       1.000       0.000       0.000       0.000     not available
   9     0.000         --          --          --          --          --          REMOVED     --       -1.600       0.000
1.000       1.000       0.000       0.000       0.000     not available
  10     0.000         --          --          --          --          --          REMOVED     --       -1.800       0.000
1.000       1.000       0.000       0.000       0.000     not available
  11     0.000         --          --          --          --          --          REMOVED     --       -2.000       0.000
1.000       1.000       0.000       0.000       0.000     not available
  12     0.000         --          --          --          --          --          REMOVED     --       -2.200       0.000
1.000       1.000       0.000       0.000       0.000     not available
  13     0.000         --          --          --          --          --          REMOVED     --       -2.400       0.000
1.000       1.000       0.000       0.000       0.000     not available
  14     0.000         --          --          --          --          --          REMOVED     --       -2.600       0.000
1.000       1.000       0.000       0.000       0.000     not available
  15     0.000         --          --          --          --          --          REMOVED     --       -2.800       0.000
1.000       1.000       0.000       0.000       0.000     not available
  16     0.000         --          --          --          --          --          REMOVED     --       -3.000       0.000
1.000       1.000       0.000       0.000       0.000     not available
  17     0.000         --          --          --          --          --          REMOVED     --       -3.200       0.000
1.000       1.000       0.000       0.000       0.000     not available
  18     0.000         --          --          --          --          --          REMOVED     --       -3.400       0.000
1.000       1.000       0.000       0.000       0.000     not available
  19     0.000         --          --          --          --          --          REMOVED     --       -3.600       0.000
1.000       1.000       0.000       0.000       0.000     not available
  20     0.000         --          --          --          --          --          REMOVED     --       -3.800       0.000
1.000       1.000       0.000       0.000       0.000     not available
  21     0.000         --          --          --          --          --          REMOVED     --       -4.000       0.000
1.000       1.000       0.000       0.000       0.000     not available
  22     0.000         --          --          --          --          --          REMOVED     --       -4.200       0.000
1.000       1.000       0.000       0.000       0.000     not available
  23     0.000         --          --          --          --          --          REMOVED     --       -4.400       0.000
1.000       1.000       0.000       0.000       0.000     not available
  24     0.000         --          --          --          --          --          REMOVED     --       -4.600       0.000
1.000       1.000       0.000       0.000       0.000     not available
```

25	0.000	--	--	--	--	--	REMOVED	--	-4.800	0.000		
1.000	1.000	0.000	0.000	0.000	not available							
26	0.000	--	--	--	--	--	REMOVED	--	-5.000	0.000		
1.000	1.000	0.000	0.000	0.000	not available							
27	0.000	--	--	--	--	--	REMOVED	--	-5.200	0.000		
1.000	1.000	0.000	0.000	0.000	not available							
28	0.000	--	--	--	--	--	REMOVED	--	-5.400	0.000		
1.000	1.000	0.000	0.000	0.000	not available							
29	0.000	--	--	--	--	--	REMOVED	--	-5.600	0.000		
1.000	1.000	0.000	0.000	0.000	not available							
30	0.000	--	--	--	--	--	REMOVED	--	-5.800	0.000		
1.000	1.000	0.000	0.000	0.000	not available							
31	0.000	--	--	--	--	--	REMOVED	--	-6.000	0.000		
1.000	1.000	0.000	0.000	0.000	not available							
32	0.000	--	--	--	--	--	REMOVED	--	-6.200	0.000		
1.000	1.000	0.000	0.000	0.000	not available							
33	0.000	--	--	--	--	--	REMOVED	--	-6.400	0.000		
1.000	1.000	0.000	0.000	0.000	not available							
34	0.000	--	--	--	--	--	REMOVED	--	-6.600	0.000		
1.000	1.000	0.000	0.000	0.000	not available							
35	0.000	--	--	--	--	--	REMOVED	--	-6.800	0.000		
1.000	1.000	0.000	0.000	0.000	not available							
36	0.000	--	--	--	--	--	REMOVED	--	-7.000	0.000		
1.000	1.000	0.000	0.000	0.000	not available							
37	0.000	--	--	--	--	--	REMOVED	--	-7.200	0.000		
1.000	1.000	0.000	0.000	0.000	not available							
38	0.000	--	--	--	--	--	REMOVED	--	-7.400	0.000		
1.000	1.000	0.000	0.000	0.000	not available							
39	0.000	--	--	--	--	--	REMOVED	--	-7.600	0.000		
1.000	1.000	0.000	0.000	0.000	not available							
40	0.000	--	--	--	--	--	REMOVED	--	-7.800	0.000		
1.000	1.000	0.000	0.000	0.000	not available							
41	0.000	--	--	--	--	--	REMOVED	--	-8.000	0.000		
1.000	1.000	0.000	0.000	0.000	not available							
42	0.000	--	--	--	--	--	REMOVED	--	-8.200	0.000		
1.000	1.000	0.000	0.000	0.000	not available							
43	0.000	--	--	--	--	--	REMOVED	--	-8.400	0.000		
1.000	1.000	0.000	0.000	0.000	not available							
44	0.000	--	--	--	--	--	REMOVED	--	-8.600	0.000		
1.000	1.000	0.000	0.000	0.000	not available							
45	0.000	--	--	--	--	--	REMOVED	--	-8.800	0.000		
1.000	1.000	0.000	0.000	0.000	not available							
46	0.000	--	--	--	--	--	REMOVED	--	-9.000	0.000		
1.000	1.000	0.000	0.000	0.000	not available							
47 D	2.980	1.0685E-02	3.200	14.90	147.2	79.80	PASSIVE	0.000	-9.200	0.000		
1.000	1.000	14.90	0.000	0.000	DI2_165_168_L_0							
48 D	5.345	1.0307E-02	6.400	26.72	150.4	81.22	PASSIVE	0.000	-9.400	0.000		
1.000	1.000	26.72	0.000	0.000	DI2_165_168_L_0							
49 D	7.709	9.9232E-03	9.600	38.55	153.6	82.62	PASSIVE	0.000	-9.600	0.000		
1.000	1.000	38.55	0.000	0.000	DI2_165_168_L_0							
50 D	10.07	9.5338E-03	12.80	50.37	156.8	84.02	PASSIVE	0.000	-9.800	0.000		
1.000	1.000	50.37	0.000	0.000	DI2_165_168_L_0							
51 D	12.44	9.1394E-03	16.00	62.20	160.0	85.41	PASSIVE	0.000	-10.00	0.000		
1.000	1.000	62.20	0.000	0.000	DI2_165_168_L_0							
52 D	14.80	8.7404E-03	19.20	74.02	163.2	86.79	PASSIVE	0.000	-10.20	0.000		
1.000	1.000	74.02	0.000	0.000	DI2_165_168_L_0							
53 D	17.17	8.3373E-03	22.40	85.84	166.4	88.17	PASSIVE	0.000	-10.40	0.000		
1.000	1.000	85.84	0.000	0.000	DI2_165_168_L_0							
54 D	19.53	7.9307E-03	25.60	97.67	169.6	97.67	PASSIVE	0.000	-10.60	0.000		
1.000	1.000	97.67	0.000	0.000	DI2_165_168_L_0							
55 D	21.90	7.5210E-03	28.80	109.5	172.8	109.5	PASSIVE	0.000	-10.80	0.000		
1.000	1.000	109.5	0.000	0.000	DI2_165_168_L_0							
56 D	24.26	7.1087E-03	32.00	121.3	176.0	121.3	PASSIVE	0.000	-11.00	0.000		
1.000	1.000	121.3	0.000	0.000	DI2_165_168_L_0							
57 D	26.63	6.6943E-03	35.20	133.1	179.2	133.1	PASSIVE	0.000	-11.20	0.000		
1.000	1.000	133.1	0.000	0.000	DI2_165_168_L_0							
58 D	28.99	6.2781E-03	38.40	145.0	182.4	145.0	PASSIVE	0.000	-11.40	0.000		
1.000	1.000	145.0	0.000	0.000	DI2_165_168_L_0							
59 D	29.69	5.8605E-03	41.60	148.5	185.6	148.5	V-C	1.3768E+04	-11.60	0.000		
1.000	1.000	148.5	0.000	0.000	DI2_165_168_L_0							
60 D	28.88	5.4418E-03	44.80	144.4	188.8	144.4	V-C	1.3768E+04	-11.80	0.000		
1.000	1.000	144.4	0.000	0.000	DI2_165_168_L_0							
61 D	28.06	5.0223E-03	48.00	140.3	192.0	140.3	V-C	1.3768E+04	-12.00	0.000		
1.000	1.000	140.3	0.000	0.000	DI2_165_168_L_0							

```
  62 D   27.24      4.6023E-03   51.20      136.2      195.2      136.2          V-C  1.3768E+04  -12.20       0.000
1.000      1.000      136.2       0.000      0.000     DI2_165_168_L_0
  63 D   26.41      4.1818E-03   54.40      132.0      198.4      132.0          V-C  1.3768E+04  -12.40       0.000
1.000      1.000      132.0       0.000      0.000     DI2_165_168_L_0
  64 D   25.58      3.7611E-03   57.60      127.9      201.6      127.9          V-C  1.3768E+04  -12.60       0.000
1.000      1.000      127.9       0.000      0.000     DI2_165_168_L_0
  65 D   24.74      3.3403E-03   60.80      123.7      204.8      123.7          V-C  1.3768E+04  -12.80       0.000
1.000      1.000      123.7       0.000      0.000     DI2_165_168_L_0
  66 D   23.65      2.9193E-03   64.00      118.3      208.0      121.7         UL-RL 2.2029E+04  -13.00       0.000
1.000      1.000      118.3       0.000      0.000     DI2_165_168_L_0
  67 D   22.45      2.4983E-03   67.20      112.2      211.2      120.6         UL-RL 2.2029E+04  -13.20       0.000
1.000      1.000      112.2       0.000      0.000     DI2_165_168_L_0
  68 D   15.93      2.0774E-03   70.40      106.2      214.4      119.4         UL-RL 2.2029E+04  -13.40       0.000
1.000      1.000      106.2       0.000      0.000     DI2_165_168_L_0
  69 D   5.159      1.8669E-03   72.00      103.2      216.0      118.8         UL-RL 2.2029E+04  -13.50       0.000
1.000      1.000      103.2       0.000      0.000     DI2_165_168_L_0
```

```
+-------------------------------------------------------------------------------------------------------------------------+
|                   PARATIEPLUS(TM)   NLS ENGINE RELEASE  2018.0    FULL VERSION  *Build date:Nov 13, 2017*              |
|                                                                                                                         |
|                                    NewProject.BaseDesignSection_28.SISMICAGEO_1273                                      |
|                                   Exe Time : 4 September 2018 18:06:14                                                  |
+-------------------------------------------------------------------------------------------------------------------------+
New Project


S T R E S S   R E S U L T S   F O R   G R O U P   N O.   3

WallElement_33                                                :
ELEMENT TYPE    2 NO.OF ELEMENTS. IN THIS GROUP   68
C U R R E N T   T I M E   I S     4.0000

 WALL2D ELEMENT

   EL      TA          TB          MA          MB
-------------------------------------------------------
    1 -143.00      143.00     9.69081E-10 -28.600
    2 -142.73      142.73      28.600     -57.147
    3 -142.19      142.19      57.147     -85.585
    4 -141.35      141.35      85.585     -113.85
    5 -140.21      140.21      113.85     -141.90
    6 -138.75      138.75      141.90     -169.65
    7 -136.97      136.97      169.65     -197.04
    8 -134.87      134.87      197.04     -224.01
    9 -132.41      132.41      224.01     -250.49
   10 -129.61      129.61      250.49     -276.42
   11 -126.48      126.48      276.42     -301.71
   12 -123.08      123.08      301.71     -326.33
   13 -119.37      119.37      326.33     -350.20
   14 -115.35      115.35      350.20     -373.27
   15 -111.03      111.03      373.27     -395.48
   16 -106.42      106.42      395.48     -416.76
   17 -101.51      101.51      416.76     -437.07
   18 -96.343      96.343      437.07     -456.33
   19 -90.886      90.886      456.33     -474.51
   20 -85.144      85.144      474.51     -491.54
   21 -79.119      79.119      491.54     -507.36
   22 -72.812      72.812      507.36     -521.93
   23 -66.246      66.246      521.93     -535.18
   24 -59.399      59.399      535.18     -547.06
   25 -52.275      52.275      547.06     -557.51
   26 -45.791      45.791      557.51     -566.67
   27 -39.058      39.058      566.67     -574.48
   28 -32.092      32.092      574.48     -580.90
   29 -24.877      24.877      580.90     -585.87
   30 -17.415      17.415      585.87     -589.36
   31 -9.7064      9.7064      589.36     -591.30
   32 -1.7510      1.7510      591.30     -591.65
   33  6.4502     -6.4502      591.65     -590.36
   34  14.885     -14.885      590.36     -587.38
   35  23.564     -23.564      587.38     -582.67
   36  32.489     -32.489      582.67     -576.17
   37  41.658     -41.658      576.17     -567.84
   38  51.072     -51.072      567.84     -557.62
   39  60.719     -60.719      557.62     -545.48
   40  70.610     -70.610      545.48     -531.36
   41  80.744     -80.744      531.36     -515.21
   42  91.121     -91.121      515.21     -496.99
   43  101.74     -101.74      496.99     -476.64
   44  112.61     -112.61      476.64     -454.12
   45  123.70     -123.70      454.12     -429.38
   46  135.04     -135.04      429.38     -402.37
   47  143.64     -143.64      402.37     -373.64
   48  150.12     -150.12      373.64     -343.61
   49  154.48     -154.48      343.61     -312.72
   50  156.71     -156.71      312.72     -281.38
   51  156.81     -156.81      281.38     -250.01
   52  154.79     -154.79      250.01     -219.06
```

53	150.65	-150.65	219.06	-188.93
54	144.38	-144.38	188.93	-160.05
55	135.99	-135.99	160.05	-132.85
56	125.47	-125.47	132.85	-107.76
57	112.83	-112.83	107.76	-85.194
58	98.057	-98.057	85.194	-65.582
59	82.833	-82.833	65.582	-49.016
60	68.661	-68.661	49.016	-35.284
61	55.541	-55.541	35.284	-24.175
62	43.472	-43.472	24.175	-15.481
63	32.459	-32.459	15.481	-8.9892
64	22.504	-22.504	8.9892	-4.4883
65	13.611	-13.611	4.4883	-1.7662
66	6.6603	-6.6603	1.7662	-0.43410
67	2.0260	-2.0260	0.43410	-2.89041E-02
68	0.28901	-0.28901	2.89041E-02	3.70308E-10

```
+-------------------------------------------------------------------------------------------------------------------------------+
|                   PARATIEPLUS(TM)   NLS ENGINE RELEASE  2018.0    FULL VERSION  *Build date:Nov 13, 2017*                    |
|                                                                                                                               |
|                                    NewProject.BaseDesignSection_28.SISMICAGEO_1273                                            |
|                                   Exe Time : 4 September 2018 18:06:14                                                        |
+-------------------------------------------------------------------------------------------------------------------------------+
New Project


S T R E S S    R E S U L T S    F O R    G R O U P    N O.    4

Tieback_175                                                  :
ELEMENT TYPE    6 NO.OF ELEMENTS. IN THIS GROUP    1
C U R R E N T    T I M E    I S      4.0000

 POST-TENSION 2D-BOUNDARY ELEMENT

         EL    FORCE          d0          EDISPL     pl. eps          K     -ve limit   +ve limit
-----------------------------------------------------------------------------------------------------
 ANCHOR    1   165.12     -1.67563E-03  1.65742E-02   0.0000       1458.7       0.0000       0.0000     ELASTIC  ORIGINAL
YOUNG MODULUS

 ITER     0 RNORM = 0.000     RMNORM= 0.000
             RINORM=0.1401E+07 RIMNOR=0.2057E+08
             RENORM= 22.43     REMNOR=0.1272E-16 RATIO =0.4001E-02 TOLER =0.1000E-03  NOT CONVERGED
             RFMAX = 156.8     RMMAX = 591.6
             RTSMAL=0.1000E-02 RMSMAL=0.1000E-02
             RDT   =0.1401E+07 RDR   =0.2057E+08
             RATIOT=0.4001E-02 RATIOR= 0.000
             MAX UN=0.1970E-07 IEQ=    37 NODE     19 DOF   1  Y-DISPL.F
             MIN UN=-1.890     IEQ=    93 NODE     47 DOF   1  Y-DISPL.F
             NO. OF CONTACT CONSTRAINT VIOLATIONS     0


 ITER     2 RNORM = 0.000     RMNORM= 0.000
             RINORM=0.1401E+07 RIMNOR=0.2057E+08
             RENORM=0.1354E-01 REMNOR=0.8565E-17 RATIO =0.9831E-04 TOLER =0.1000E-03      CONVERGED !
             RFMAX = 156.8     RMMAX = 591.6
             RTSMAL=0.1000E-02 RMSMAL=0.1000E-02
             RDT   =0.1401E+07 RDR   =0.2057E+08
             RATIOT=0.9831E-04 RATIOR= 0.000
             MAX UN=0.2801E-01 IEQ=    35 NODE     18 DOF   1  Y-DISPL.F
             MIN UN=-.1084     IEQ=    87 NODE     44 DOF   1  Y-DISPL.F
             NO. OF CONTACT CONSTRAINT VIOLATIONS     0
```

```
+-----------------------------------------------------------------------------------------------------------------------+
|                   PARATIEPLUS(TM)   NLS ENGINE RELEASE  2018.0    FULL VERSION  *Build date:Nov 13, 2017*             |
|                                                                                                                       |
|                                    NewProject.BaseDesignSection_28.SISMICAGEO_1273                                    |
|                                   Exe Time : 4 September 2018 18:06:14                                                |
+-----------------------------------------------------------------------------------------------------------------------+
New Project
SOLUTION REACHED USING     2 ITERATIONS ON   40

P R I N T   O U T   F O R   T I M E   S T E P    5     ( AT TIME   5.000     )

PRINT OUT OF ACTIVE COMPONENTS (FIXED NODES ARE NOT PRINTED OUT)

          Y-DISPL.F        X-ROT. F
            (02)             (04)           (
    1   1.9363583E-02  -3.1171038E-04
    2   1.9301163E-02  -3.1287146E-04
    3   1.9238280E-02  -3.1635256E-04
    4   1.9174468E-02  -3.2214711E-04
    5   1.9109267E-02  -3.3024389E-04
    6   1.9042218E-02  -3.4062680E-04
    7   1.8972865E-02  -3.5327470E-04
    8   1.8900759E-02  -3.6816135E-04
    9   1.8825454E-02  -3.8525528E-04
   10   1.8746512E-02  -4.0451944E-04
   11   1.8663504E-02  -4.2591115E-04
   12   1.8576009E-02  -4.4938232E-04
   13   1.8483616E-02  -4.7488001E-04
   14   1.8385926E-02  -5.0234646E-04
   15   1.8282551E-02  -5.3171894E-04
   16   1.8173116E-02  -5.6292979E-04
   17   1.8057260E-02  -5.9590669E-04
   18   1.7934640E-02  -6.3057206E-04
   19   1.7804924E-02  -6.6684452E-04
   20   1.7667801E-02  -7.0463826E-04
   21   1.7522974E-02  -7.4386254E-04
   22   1.7370167E-02  -7.8442249E-04
   23   1.7209123E-02  -8.2621799E-04
   24   1.7039605E-02  -8.6914463E-04
   25   1.6861397E-02  -9.1309355E-04
   26   1.6674307E-02  -9.5795127E-04
   27   1.6478164E-02  -1.0036067E-03
   28   1.6272819E-02  -1.0499525E-03
   29   1.6058145E-02  -1.0968763E-03
   30   1.5834038E-02  -1.1442619E-03
   31   1.5600417E-02  -1.1919889E-03
   32   1.5357229E-02  -1.2399325E-03
   33   1.5104440E-02  -1.2879643E-03
   34   1.4842046E-02  -1.3359509E-03
   35   1.4570071E-02  -1.3837552E-03
   36   1.4288566E-02  -1.4312361E-03
   37   1.3997610E-02  -1.4782477E-03
   38   1.3697309E-02  -1.5246409E-03
   39   1.3387805E-02  -1.5702617E-03
   40   1.3069267E-02  -1.6149522E-03
   41   1.2741897E-02  -1.6585504E-03
   42   1.2405930E-02  -1.7008901E-03
   43   1.2061636E-02  -1.7418011E-03
   44   1.1709317E-02  -1.7811088E-03
   45   1.1349313E-02  -1.8186337E-03
   46   1.0981996E-02  -1.8541940E-03
   47   1.0607779E-02  -1.8876086E-03
   48   1.0227106E-02  -1.9187278E-03
   49   9.8404474E-03  -1.9474470E-03
   50   9.4482938E-03  -1.9736912E-03
   51   9.0511407E-03  -1.9974175E-03
   52   8.6494853E-03  -2.0186154E-03
   53   8.2438721E-03  -2.0373048E-03
   54   7.8347471E-03  -2.0535422E-03
   55   7.4226130E-03  -2.0674129E-03
   56   7.0079318E-03  -2.0790362E-03
```

57	6.5911381E-03	-2.0885657E-03
58	6.1726326E-03	-2.0961892E-03
59	5.7527747E-03	-2.1021288E-03
60	5.3318772E-03	-2.1066270E-03
61	4.9102041E-03	-2.1099215E-03
62	4.4879741E-03	-2.1122322E-03
63	4.0653633E-03	-2.1137621E-03
64	3.6425090E-03	-2.1146964E-03
65	3.2195133E-03	-2.1152033E-03
66	2.7964462E-03	-2.1154332E-03
67	2.3733501E-03	-2.1155112E-03
68	1.9502459E-03	-2.1155266E-03
69	1.7386720E-03	-2.1155270E-03

```
+-------------------------------------------------------------------------------------------------------------------------------+
|                   PARATIEPLUS(TM)   NLS ENGINE RELEASE  2018.0    FULL VERSION  *Build date:Nov 13, 2017*                    |
|                                                                                                                               |
|                                    NewProject.BaseDesignSection_28.SISMICAGEO_1273                                            |
|                                   Exe Time : 4 September 2018 18:06:14                                                        |
+-------------------------------------------------------------------------------------------------------------------------------+
New Project


S T R E S S   R E S U L T S   F O R   G R O U P   N O.   1

0_L                                                              :
ELEMENT TYPE    5 NO.OF ELEMENTS. IN THIS GROUP   69
C U R R E N T   T I M E   I S      5.0000

 HARDENING 2D SOIL ELEMENT

 ****** TOTAL STRESS FORMULATION *****

  EL *   FORCE     DISPL-Y  VERTICAL-P  HORIZON.-P     MAX-V-P     MAX-H-P           STATE   STIFFNESS Z-LEVEL      PORE
E FACTOR    UFACTOR       Peq           Su_a         Su_p     LAYER
 ------------------------------------------------------------------------------------------------------------------------------
-------------------------------------------------------------------------------------------
   1 D  4.4508E-04 -1.9364E-02  1.0882E-02  4.4508E-03  1.0882E-02  0.7420          ACTIVE   0.000       0.000       0.000
1.000       1.000      4.4508E-03   0.000       0.000     DI1_164_167_L_0
   2 D  0.2655     -1.9301E-02   3.246       1.328       3.246       10.34          ACTIVE   0.000     -0.2000       0.000
1.000       1.000       1.328       0.000       0.000     DI1_164_167_L_0
   3 D  0.5434     -1.9238E-02   6.643       2.717       6.643       21.16          ACTIVE   0.000     -0.4000       0.000
1.000       1.000       2.717       0.000       0.000     DI1_164_167_L_0
   4 D  0.8385     -1.9174E-02   10.25       4.193       10.25       32.65          ACTIVE   0.000     -0.6000       0.000
1.000       1.000       4.193       0.000       0.000     DI1_164_167_L_0
   5 D   1.146     -1.9109E-02   14.01       5.731       14.01       44.63          ACTIVE   0.000     -0.8000       0.000
1.000       1.000       5.731       0.000       0.000     DI1_164_167_L_0
   6 D   1.459     -1.9042E-02   17.84       7.297       17.84       50.43          ACTIVE   0.000      -1.000       0.000
1.000       1.000       7.297       0.000       0.000     DI1_164_167_L_0
   7 D   1.773     -1.8973E-02   21.67       8.865       21.67       50.08          ACTIVE   0.000      -1.200       0.000
1.000       1.000       8.865       0.000       0.000     DI1_164_167_L_0
   8 D   2.105     -1.8901E-02   25.73       10.52       25.73       49.62          ACTIVE   0.000      -1.400       0.000
1.000       1.000       10.52       0.000       0.000     DI1_164_167_L_0
   9 D   2.461     -1.8825E-02   30.08       12.30       30.08       49.11          ACTIVE   0.000      -1.600       0.000
1.000       1.000       12.30       0.000       0.000     DI1_164_167_L_0
  10 D   2.799     -1.8747E-02   34.22       14.00       34.22       48.60          ACTIVE   0.000      -1.800       0.000
1.000       1.000       14.00       0.000       0.000     DI1_164_167_L_0
  11 D   3.125     -1.8664E-02   38.20       15.63       38.20       48.10          ACTIVE   0.000      -2.000       0.000
1.000       1.000       15.63       0.000       0.000     DI1_164_167_L_0
  12 D   3.401     -1.8576E-02   41.58       17.01       41.58       47.66          ACTIVE   0.000      -2.200       0.000
1.000       1.000       17.01       0.000       0.000     DI1_164_167_L_0
  13 D   3.713     -1.8484E-02   45.39       18.57       45.39       47.27          ACTIVE   0.000      -2.400       0.000
1.000       1.000       18.57       0.000       0.000     DI1_164_167_L_0
  14 D   4.019     -1.8386E-02   49.13       20.09       49.13       46.95          ACTIVE   0.000      -2.600       0.000
1.000       1.000       20.09       0.000       0.000     DI1_164_167_L_0
  15 D   4.318     -1.8283E-02   52.79       21.59       52.79       46.70          ACTIVE   0.000      -2.800       0.000
1.000       1.000       21.59       0.000       0.000     DI1_164_167_L_0
  16 D   4.614     -1.8173E-02   56.41       23.07       56.41       46.53          ACTIVE   0.000      -3.000       0.000
1.000       1.000       23.07       0.000       0.000     DI1_164_167_L_0
  17 D   4.906     -1.8057E-02   59.97       24.53       59.97       46.45          ACTIVE   0.000      -3.200       0.000
1.000       1.000       24.53       0.000       0.000     DI1_164_167_L_0
  18 D   5.169     -1.7935E-02   63.19       25.84       63.19       46.46          ACTIVE   0.000      -3.400       0.000
1.000       1.000       25.84       0.000       0.000     DI1_164_167_L_0
  19 D   5.457     -1.7805E-02   66.71       27.28       66.71       46.55          ACTIVE   0.000      -3.600       0.000
1.000       1.000       27.28       0.000       0.000     DI1_164_167_L_0
  20 D   5.742     -1.7668E-02   70.19       28.71       70.19       46.73          ACTIVE   0.000      -3.800       0.000
1.000       1.000       28.71       0.000       0.000     DI1_164_167_L_0
  21 D   6.025     -1.7523E-02   73.66       30.13       73.66       46.99          ACTIVE   0.000      -4.000       0.000
1.000       1.000       30.13       0.000       0.000     DI1_164_167_L_0
  22 D   6.307     -1.7370E-02   77.10       31.53       77.10       47.34          ACTIVE   0.000      -4.200       0.000
1.000       1.000       31.53       0.000       0.000     DI1_164_167_L_0
  23 D   6.567     -1.7209E-02   80.28       32.83       80.28       47.78          ACTIVE   0.000      -4.400       0.000
1.000       1.000       32.83       0.000       0.000     DI1_164_167_L_0
  24 D   6.850     -1.7040E-02   83.70       34.25       83.70       48.30           UL-RL   8338.      -4.600       0.000
1.000       1.000       34.25       0.000       0.000     DI1_164_167_L_0
```

25 D	7.134	-1.6861E-02	87.10	35.67	87.10	48.90	UL-RL	8338.	-4.800	0.000		
1.000	1.000	35.67	0.000	0.000	DI1_164_167_L_0							
26 D	6.519	-1.6674E-02	90.49	32.59	90.49	53.25	UL-RL	1.9902E+04	-5.000	0.000		
1.000	1.000	32.59	0.000	0.000	DI2_165_168_L_0							
27 D	6.781	-1.6478E-02	93.86	33.90	93.86	53.01	UL-RL	1.9902E+04	-5.200	0.000		
1.000	1.000	33.90	0.000	0.000	DI2_165_168_L_0							
28 D	7.027	-1.6273E-02	97.03	35.14	97.03	52.94	UL-RL	1.9902E+04	-5.400	0.000		
1.000	1.000	35.14	0.000	0.000	DI2_165_168_L_0							
29 D	7.289	-1.6058E-02	100.4	36.44	100.4	53.03	UL-RL	1.9902E+04	-5.600	0.000		
1.000	1.000	36.44	0.000	0.000	DI2_165_168_L_0							
30 D	7.549	-1.5834E-02	103.7	37.75	103.7	53.28	UL-RL	1.9902E+04	-5.800	0.000		
1.000	1.000	37.75	0.000	0.000	DI2_165_168_L_0							
31 D	7.809	-1.5600E-02	107.1	39.05	107.1	54.34	UL-RL	1.9902E+04	-6.000	0.000		
1.000	1.000	39.05	0.000	0.000	DI2_165_168_L_0							
32 D	8.069	-1.5357E-02	110.4	40.34	110.4	55.83	UL-RL	1.9902E+04	-6.200	0.000		
1.000	1.000	40.34	0.000	0.000	DI2_165_168_L_0							
33 D	8.328	-1.5104E-02	113.8	41.64	113.8	57.32	UL-RL	1.9902E+04	-6.400	0.000		
1.000	1.000	41.64	0.000	0.000	DI2_165_168_L_0							
34 D	8.574	-1.4842E-02	116.9	42.87	116.9	58.81	UL-RL	1.9902E+04	-6.600	0.000		
1.000	1.000	42.87	0.000	0.000	DI2_165_168_L_0							
35 D	8.832	-1.4570E-02	120.2	44.16	120.2	60.31	UL-RL	1.9902E+04	-6.800	0.000		
1.000	1.000	44.16	0.000	0.000	DI2_165_168_L_0							
36 D	9.090	-1.4289E-02	123.6	45.45	123.6	61.81	UL-RL	1.9902E+04	-7.000	0.000		
1.000	1.000	45.45	0.000	0.000	DI2_165_168_L_0							
37 D	9.348	-1.3998E-02	126.9	46.74	126.9	63.31	UL-RL	1.9902E+04	-7.200	0.000		
1.000	1.000	46.74	0.000	0.000	DI2_165_168_L_0							
38 D	9.605	-1.3697E-02	130.2	48.03	130.2	64.81	UL-RL	1.9902E+04	-7.400	0.000		
1.000	1.000	48.03	0.000	0.000	DI2_165_168_L_0							
39 D	9.852	-1.3388E-02	133.3	49.26	133.3	66.31	UL-RL	1.9902E+04	-7.600	0.000		
1.000	1.000	49.26	0.000	0.000	DI2_165_168_L_0							
40 D	10.11	-1.3069E-02	136.7	50.54	136.7	67.82	UL-RL	1.9902E+04	-7.800	0.000		
1.000	1.000	50.54	0.000	0.000	DI2_165_168_L_0							
41 D	10.37	-1.2742E-02	140.0	51.83	140.0	69.33	UL-RL	1.9902E+04	-8.000	0.000		
1.000	1.000	51.83	0.000	0.000	DI2_165_168_L_0							
42 D	10.62	-1.2406E-02	143.3	53.11	143.3	70.84	UL-RL	1.9902E+04	-8.200	0.000		
1.000	1.000	53.11	0.000	0.000	DI2_165_168_L_0							
43 D	10.88	-1.2062E-02	146.5	54.39	146.5	72.35	UL-RL	1.9902E+04	-8.400	0.000		
1.000	1.000	54.39	0.000	0.000	DI2_165_168_L_0							
44 D	11.13	-1.1709E-02	149.8	55.66	149.8	73.86	UL-RL	1.9902E+04	-8.600	0.000		
1.000	1.000	55.66	0.000	0.000	DI2_165_168_L_0							
45 D	11.38	-1.1349E-02	153.0	56.89	153.0	75.38	UL-RL	1.9902E+04	-8.800	0.000		
1.000	1.000	56.89	0.000	0.000	DI2_165_168_L_0							
46 D	11.63	-1.0982E-02	156.3	58.17	156.3	76.90	UL-RL	1.9902E+04	-9.000	0.000		
1.000	1.000	58.17	0.000	0.000	DI2_165_168_L_0							
47 D	11.89	-1.0608E-02	159.6	59.44	159.6	78.42	UL-RL	1.9902E+04	-9.200	0.000		
1.000	1.000	59.44	0.000	0.000	DI2_165_168_L_0							
48 D	12.14	-1.0227E-02	162.9	60.71	162.9	79.94	UL-RL	1.9902E+04	-9.400	0.000		
1.000	1.000	60.71	0.000	0.000	DI2_165_168_L_0							
49 D	12.40	-9.8404E-03	166.1	61.98	166.1	81.46	UL-RL	1.9902E+04	-9.600	0.000		
1.000	1.000	61.98	0.000	0.000	DI2_165_168_L_0							
50 D	12.64	-9.4483E-03	169.3	63.20	169.3	82.99	UL-RL	1.9902E+04	-9.800	0.000		
1.000	1.000	63.20	0.000	0.000	DI2_165_168_L_0							
51 D	12.89	-9.0511E-03	172.6	64.47	172.6	84.52	UL-RL	1.9902E+04	-10.00	0.000		
1.000	1.000	64.47	0.000	0.000	DI2_165_168_L_0							
52 D	13.15	-8.6495E-03	175.9	65.73	175.9	86.05	UL-RL	1.9902E+04	-10.20	0.000		
1.000	1.000	65.73	0.000	0.000	DI2_165_168_L_0							
53 D	13.40	-8.2439E-03	179.1	66.99	179.1	87.58	UL-RL	1.9902E+04	-10.40	0.000		
1.000	1.000	66.99	0.000	0.000	DI2_165_168_L_0							
54 D	13.65	-7.8347E-03	182.4	68.24	182.4	89.11	UL-RL	1.9902E+04	-10.60	0.000		
1.000	1.000	68.24	0.000	0.000	DI2_165_168_L_0							
55 D	13.90	-7.4226E-03	185.7	69.50	185.7	90.64	UL-RL	1.9902E+04	-10.80	0.000		
1.000	1.000	69.50	0.000	0.000	DI2_165_168_L_0							
56 D	14.14	-7.0079E-03	188.8	70.72	188.8	92.18	UL-RL	1.9902E+04	-11.00	0.000		
1.000	1.000	70.72	0.000	0.000	DI2_165_168_L_0							
57 D	14.39	-6.5911E-03	192.1	71.97	192.1	93.72	UL-RL	1.9902E+04	-11.20	0.000		
1.000	1.000	71.97	0.000	0.000	DI2_165_168_L_0							
58 D	14.64	-6.1726E-03	195.4	73.22	195.4	95.25	UL-RL	1.9902E+04	-11.40	0.000		
1.000	1.000	73.22	0.000	0.000	DI2_165_168_L_0							
59 D	14.89	-5.7528E-03	198.6	74.47	198.6	96.79	UL-RL	1.9902E+04	-11.60	0.000		
1.000	1.000	74.47	0.000	0.000	DI2_165_168_L_0							
60 D	15.14	-5.3319E-03	201.9	75.72	201.9	98.33	UL-RL	1.9902E+04	-11.80	0.000		
1.000	1.000	75.72	0.000	0.000	DI2_165_168_L_0							
61 D	15.39	-4.9102E-03	205.1	76.93	205.1	99.88	UL-RL	1.9902E+04	-12.00	0.000		
1.000	1.000	76.93	0.000	0.000	DI2_165_168_L_0							

```
  62 D   15.62     -4.4880E-03   208.2       78.11       208.2       101.4          UL-RL  1.9902E+04  -12.20       0.000
1.000       1.000       78.11       0.000       0.000     DI2_165_168_L_0
  63 D   15.86     -4.0654E-03   211.2       79.30       211.2       103.0          UL-RL  1.9902E+04  -12.40       0.000
1.000       1.000       79.30       0.000       0.000     DI2_165_168_L_0
  64 D   16.10     -3.6425E-03   214.3       80.48       214.3       104.5          UL-RL  1.9902E+04  -12.60       0.000
1.000       1.000       80.48       0.000       0.000     DI2_165_168_L_0
  65 D   16.33     -3.2195E-03   217.4       81.66       217.4       106.1          UL-RL  1.9902E+04  -12.80       0.000
1.000       1.000       81.66       0.000       0.000     DI2_165_168_L_0
  66 D   17.19     -2.7964E-03   220.5       85.95       220.5       107.6          UL-RL  1.9902E+04  -13.00       0.000
1.000       1.000       85.95       0.000       0.000     DI2_165_168_L_0
  67 D   18.31     -2.3734E-03   223.6       91.55       223.6       109.2          UL-RL  1.9902E+04  -13.20       0.000
1.000       1.000       91.55       0.000       0.000     DI2_165_168_L_0
  68 D   14.57     -1.9502E-03   226.7       97.15       226.7       110.7          UL-RL  1.9902E+04  -13.40       0.000
1.000       1.000       97.15       0.000       0.000     DI2_165_168_L_0
  69 D   4.998     -1.7387E-03   228.3       99.95       228.3       111.5          UL-RL  1.9902E+04  -13.50       0.000
1.000       1.000       99.95       0.000       0.000     DI2_165_168_L_0
```

```
+-----------------------------------------------------------------------------------------------------------------------+
|                  PARATIEPLUS(TM)   NLS ENGINE RELEASE  2018.0    FULL VERSION  *Build date:Nov 13, 2017*              |
|                                                                                                                       |
|                                   NewProject.BaseDesignSection_28.SISMICAGEO_1273                                     |
|                                  Exe Time : 4 September 2018 18:06:14                                                 |
+-----------------------------------------------------------------------------------------------------------------------+
New Project


S T R E S S   R E S U L T S   F O R   G R O U P   N O.   2

0_R                                                                :
ELEMENT TYPE    5 NO.OF ELEMENTS. IN THIS GROUP   69
C U R R E N T   T I M E   I S     5.0000

 HARDENING 2D SOIL ELEMENT

 ****** TOTAL STRESS FORMULATION *****

 EL *   FORCE     DISPL-Y  VERTICAL-P  HORIZON.-P     MAX-V-P     MAX-H-P          STATE   STIFFNESS Z-LEVEL      PORE
E FACTOR    UFACTOR       Peq          Su_a        Su_p     LAYER
 ---------------------------------------------------------------------------------------------------------------------------
-----------------------------------------------------------------------------------------------
   1     0.000         --          --          --          --          --          REMOVED     --        0.000       0.000
1.000       1.000       0.000       0.000       0.000     not available
   2     0.000         --          --          --          --          --          REMOVED     --      -0.2000       0.000
1.000       1.000       0.000       0.000       0.000     not available
   3     0.000         --          --          --          --          --          REMOVED     --      -0.4000       0.000
1.000       1.000       0.000       0.000       0.000     not available
   4     0.000         --          --          --          --          --          REMOVED     --      -0.6000       0.000
1.000       1.000       0.000       0.000       0.000     not available
   5     0.000         --          --          --          --          --          REMOVED     --      -0.8000       0.000
1.000       1.000       0.000       0.000       0.000     not available
   6     0.000         --          --          --          --          --          REMOVED     --       -1.000       0.000
1.000       1.000       0.000       0.000       0.000     not available
   7     0.000         --          --          --          --          --          REMOVED     --       -1.200       0.000
1.000       1.000       0.000       0.000       0.000     not available
   8     0.000         --          --          --          --          --          REMOVED     --       -1.400       0.000
1.000       1.000       0.000       0.000       0.000     not available
   9     0.000         --          --          --          --          --          REMOVED     --       -1.600       0.000
1.000       1.000       0.000       0.000       0.000     not available
  10     0.000         --          --          --          --          --          REMOVED     --       -1.800       0.000
1.000       1.000       0.000       0.000       0.000     not available
  11     0.000         --          --          --          --          --          REMOVED     --       -2.000       0.000
1.000       1.000       0.000       0.000       0.000     not available
  12     0.000         --          --          --          --          --          REMOVED     --       -2.200       0.000
1.000       1.000       0.000       0.000       0.000     not available
  13     0.000         --          --          --          --          --          REMOVED     --       -2.400       0.000
1.000       1.000       0.000       0.000       0.000     not available
  14     0.000         --          --          --          --          --          REMOVED     --       -2.600       0.000
1.000       1.000       0.000       0.000       0.000     not available
  15     0.000         --          --          --          --          --          REMOVED     --       -2.800       0.000
1.000       1.000       0.000       0.000       0.000     not available
  16     0.000         --          --          --          --          --          REMOVED     --       -3.000       0.000
1.000       1.000       0.000       0.000       0.000     not available
  17     0.000         --          --          --          --          --          REMOVED     --       -3.200       0.000
1.000       1.000       0.000       0.000       0.000     not available
  18     0.000         --          --          --          --          --          REMOVED     --       -3.400       0.000
1.000       1.000       0.000       0.000       0.000     not available
  19     0.000         --          --          --          --          --          REMOVED     --       -3.600       0.000
1.000       1.000       0.000       0.000       0.000     not available
  20     0.000         --          --          --          --          --          REMOVED     --       -3.800       0.000
1.000       1.000       0.000       0.000       0.000     not available
  21     0.000         --          --          --          --          --          REMOVED     --       -4.000       0.000
1.000       1.000       0.000       0.000       0.000     not available
  22     0.000         --          --          --          --          --          REMOVED     --       -4.200       0.000
1.000       1.000       0.000       0.000       0.000     not available
  23     0.000         --          --          --          --          --          REMOVED     --       -4.400       0.000
1.000       1.000       0.000       0.000       0.000     not available
  24     0.000         --          --          --          --          --          REMOVED     --       -4.600       0.000
1.000       1.000       0.000       0.000       0.000     not available
```

25	0.000	--	--	--	--	--	REMOVED	--	-4.800	0.000	
1.000	1.000	0.000	0.000	0.000	not available						
26	0.000	--	--	--	--	--	REMOVED	--	-5.000	0.000	
1.000	1.000	0.000	0.000	0.000	not available						
27	0.000	--	--	--	--	--	REMOVED	--	-5.200	0.000	
1.000	1.000	0.000	0.000	0.000	not available						
28	0.000	--	--	--	--	--	REMOVED	--	-5.400	0.000	
1.000	1.000	0.000	0.000	0.000	not available						
29	0.000	--	--	--	--	--	REMOVED	--	-5.600	0.000	
1.000	1.000	0.000	0.000	0.000	not available						
30	0.000	--	--	--	--	--	REMOVED	--	-5.800	0.000	
1.000	1.000	0.000	0.000	0.000	not available						
31	0.000	--	--	--	--	--	REMOVED	--	-6.000	0.000	
1.000	1.000	0.000	0.000	0.000	not available						
32	0.000	--	--	--	--	--	REMOVED	--	-6.200	0.000	
1.000	1.000	0.000	0.000	0.000	not available						
33	0.000	--	--	--	--	--	REMOVED	--	-6.400	0.000	
1.000	1.000	0.000	0.000	0.000	not available						
34	0.000	--	--	--	--	--	REMOVED	--	-6.600	0.000	
1.000	1.000	0.000	0.000	0.000	not available						
35	0.000	--	--	--	--	--	REMOVED	--	-6.800	0.000	
1.000	1.000	0.000	0.000	0.000	not available						
36	0.000	--	--	--	--	--	REMOVED	--	-7.000	0.000	
1.000	1.000	0.000	0.000	0.000	not available						
37	0.000	--	--	--	--	--	REMOVED	--	-7.200	0.000	
1.000	1.000	0.000	0.000	0.000	not available						
38	0.000	--	--	--	--	--	REMOVED	--	-7.400	0.000	
1.000	1.000	0.000	0.000	0.000	not available						
39	0.000	--	--	--	--	--	REMOVED	--	-7.600	0.000	
1.000	1.000	0.000	0.000	0.000	not available						
40	0.000	--	--	--	--	--	REMOVED	--	-7.800	0.000	
1.000	1.000	0.000	0.000	0.000	not available						
41	0.000	--	--	--	--	--	REMOVED	--	-8.000	0.000	
1.000	1.000	0.000	0.000	0.000	not available						
42	0.000	--	--	--	--	--	REMOVED	--	-8.200	0.000	
1.000	1.000	0.000	0.000	0.000	not available						
43	0.000	--	--	--	--	--	REMOVED	--	-8.400	0.000	
1.000	1.000	0.000	0.000	0.000	not available						
44 D	0.000	1.1709E-02	1.600	0.000	1.600	0.8000	ACTIVE	0.000	-8.600	0.000	
1.000	1.000	0.000	0.000	0.000	DI2_165_168_L_0						
45 D	0.1992	1.1349E-02	4.800	0.9959	4.800	2.400	UL-RL	1.9826E+04	-8.800	0.000	
1.000	1.000	0.9959	0.000	0.000	DI2_165_168_L_0						
46 D	0.5070	1.0982E-02	8.000	2.535	8.000	4.000	UL-RL	1.9826E+04	-9.000	0.000	
1.000	1.000	2.535	0.000	0.000	DI2_165_168_L_0						
47 D	4.565	1.0608E-02	11.20	22.82	147.2	79.80	UL-RL	1.9826E+04	-9.200	0.000	
1.000	1.000	22.82	0.000	0.000	DI2_165_168_L_0						
48 D	6.579	1.0227E-02	14.40	32.90	150.4	81.22	UL-RL	1.9826E+04	-9.400	0.000	
1.000	1.000	32.90	0.000	0.000	DI2_165_168_L_0						
49 D	8.741	9.8404E-03	17.60	43.70	153.6	82.62	UL-RL	1.9826E+04	-9.600	0.000	
1.000	1.000	43.70	0.000	0.000	DI2_165_168_L_0						
50 D	10.97	9.4483E-03	20.80	54.83	156.8	84.02	UL-RL	1.9826E+04	-9.800	0.000	
1.000	1.000	54.83	0.000	0.000	DI2_165_168_L_0						
51 D	13.23	9.0511E-03	24.00	66.13	160.0	85.41	UL-RL	1.9826E+04	-10.00	0.000	
1.000	1.000	66.13	0.000	0.000	DI2_165_168_L_0						
52 D	15.51	8.6495E-03	27.20	77.54	163.2	86.79	UL-RL	1.9826E+04	-10.20	0.000	
1.000	1.000	77.54	0.000	0.000	DI2_165_168_L_0						
53 D	17.71	8.2439E-03	30.40	88.54	166.4	90.40	UL-RL	1.9826E+04	-10.40	0.000	
1.000	1.000	88.54	0.000	0.000	DI2_165_168_L_0						
54 D	19.95	7.8347E-03	33.60	99.76	169.6	101.7	UL-RL	1.9826E+04	-10.60	0.000	
1.000	1.000	99.76	0.000	0.000	DI2_165_168_L_0						
55 D	22.31	7.4226E-03	36.80	111.5	172.8	113.5	UL-RL	1.9826E+04	-10.80	0.000	
1.000	1.000	111.5	0.000	0.000	DI2_165_168_L_0						
56 D	24.66	7.0079E-03	40.00	123.3	176.0	125.3	UL-RL	1.9826E+04	-11.00	0.000	
1.000	1.000	123.3	0.000	0.000	DI2_165_168_L_0						
57 D	27.02	6.5911E-03	43.20	135.1	179.2	137.1	UL-RL	1.9826E+04	-11.20	0.000	
1.000	1.000	135.1	0.000	0.000	DI2_165_168_L_0						
58 D	29.37	6.1726E-03	46.40	146.9	182.4	149.0	UL-RL	1.9826E+04	-11.40	0.000	
1.000	1.000	146.9	0.000	0.000	DI2_165_168_L_0						
59 D	30.06	5.7528E-03	49.60	150.3	185.6	152.5	UL-RL	1.9826E+04	-11.60	0.000	
1.000	1.000	150.3	0.000	0.000	DI2_165_168_L_0						
60 D	29.24	5.3319E-03	52.80	146.2	188.8	148.4	UL-RL	1.9826E+04	-11.80	0.000	
1.000	1.000	146.2	0.000	0.000	DI2_165_168_L_0						
61 D	28.42	4.9102E-03	56.00	142.1	192.0	144.3	UL-RL	1.9826E+04	-12.00	0.000	
1.000	1.000	142.1	0.000	0.000	DI2_165_168_L_0						

```
  62 D   27.58      4.4880E-03   59.20       137.9       195.2       140.2          UL-RL  1.9826E+04  -12.20       0.000
1.000       1.000       137.9       0.000       0.000     DI2_165_168_L_0
  63 D   26.75      4.0654E-03   62.40       133.7       198.4       136.0          UL-RL  1.9826E+04  -12.40       0.000
1.000       1.000       133.7       0.000       0.000     DI2_165_168_L_0
  64 D   25.91      3.6425E-03   65.60       129.5       201.6       131.9          UL-RL  1.9826E+04  -12.60       0.000
1.000       1.000       129.5       0.000       0.000     DI2_165_168_L_0
  65 D   25.07      3.2195E-03   68.80       125.3       204.8       127.7          UL-RL  1.9826E+04  -12.80       0.000
1.000       1.000       125.3       0.000       0.000     DI2_165_168_L_0
  66 D   23.87      2.7964E-03   72.00       119.3       208.0       121.8          UL-RL  1.9826E+04  -13.00       0.000
1.000       1.000       119.3       0.000       0.000     DI2_165_168_L_0
  67 D   22.64      2.3734E-03   75.20       113.2       211.2       120.6          UL-RL  1.9826E+04  -13.20       0.000
1.000       1.000       113.2       0.000       0.000     DI2_165_168_L_0
  68 D   16.06      1.9502E-03   78.40       107.1       214.4       119.4          UL-RL  1.9826E+04  -13.40       0.000
1.000       1.000       107.1       0.000       0.000     DI2_165_168_L_0
  69 D   5.201      1.7387E-03   80.00       104.0       216.0       118.8          UL-RL  1.9826E+04  -13.50       0.000
1.000       1.000       104.0       0.000       0.000     DI2_165_168_L_0
```

```
+-------------------------------------------------------------------------------------------------------------------------+
|                   PARATIEPLUS(TM)   NLS ENGINE RELEASE  2018.0    FULL VERSION  *Build date:Nov 13, 2017*              |
|                                                                                                                         |
|                                    NewProject.BaseDesignSection_28.SISMICAGEO_1273                                      |
|                                   Exe Time : 4 September 2018 18:06:14                                                  |
+-------------------------------------------------------------------------------------------------------------------------+
New Project


S T R E S S   R E S U L T S   F O R   G R O U P   N O.   3

WallElement_33                                                  :
ELEMENT TYPE    2 NO.OF ELEMENTS. IN THIS GROUP   68
C U R R E N T   T I M E   I S     5.0000

 WALL2D ELEMENT

   EL      TA          TB          MA          MB
-------------------------------------------------------
    1 -143.08      143.08    -7.04048E-10 -28.615
    2 -142.81      142.81      28.615     -57.177
    3 -142.27      142.27      57.177     -85.631
    4 -141.43      141.43      85.631     -113.92
    5 -140.28      140.28      113.92     -141.97
    6 -138.82      138.82      141.97     -169.74
    7 -137.05      137.05      169.74     -197.15
    8 -134.95      134.95      197.15     -224.14
    9 -132.48      132.48      224.14     -250.63
   10 -129.69      129.69      250.63     -276.57
   11 -126.56      126.56      276.57     -301.88
   12 -123.16      123.16      301.88     -326.51
   13 -119.45      119.45      326.51     -350.40
   14 -115.43      115.43      350.40     -373.49
   15 -111.11      111.11      373.49     -395.71
   16 -106.49      106.49      395.71     -417.01
   17 -101.59      101.59      417.01     -437.33
   18 -96.448      96.448      437.33     -456.62
   19 -91.014      91.014      456.62     -474.82
   20 -85.290      85.290      474.82     -491.88
   21 -79.276      79.276      491.88     -507.73
   22 -72.976      72.976      507.73     -522.33
   23 -66.411      66.411      522.33     -535.61
   24 -59.561      59.561      535.61     -547.52
   25 -52.427      52.427      547.52     -558.01
   26 -45.908      45.908      558.01     -567.19
   27 -39.127      39.127      567.19     -575.01
   28 -32.099      32.099      575.01     -581.43
   29 -24.811      24.811      581.43     -586.40
   30 -17.261      17.261      586.40     -589.85
   31 -9.4523      9.4523      589.85     -591.74
   32 -1.3837      1.3837      591.74     -592.02
   33  6.9438     -6.9438      592.02     -590.63
   34  15.518     -15.518      590.63     -587.52
   35  24.350     -24.350      587.52     -582.65
   36  33.440     -33.440      582.65     -575.97
   37  42.789     -42.789      575.97     -567.41
   38  52.394     -52.394      567.41     -556.93
   39  62.246     -62.246      556.93     -544.48
   40  72.355     -72.355      544.48     -530.01
   41  82.720     -82.720      530.01     -513.47
   42  93.342     -93.342      513.47     -494.80
   43  104.22     -104.22      494.80     -473.95
   44  115.46     -115.46      473.95     -450.86
   45  126.64     -126.64      450.86     -425.53
   46  137.77     -137.77      425.53     -397.98
   47  145.09     -145.09      397.98     -368.96
   48  150.65     -150.65      368.96     -338.83
   49  154.31     -154.31      338.83     -307.97
   50  155.98     -155.98      307.97     -276.77
   51  155.65     -155.65      276.77     -245.64
   52  153.29     -153.29      245.64     -214.99
```

53	148.98	-148.98	214.99	-185.19
54	142.67	-142.67	185.19	-156.66
55	134.26	-134.26	156.66	-129.80
56	123.74	-123.74	129.80	-105.05
57	111.12	-111.12	105.05	-82.830
58	96.390	-96.390	82.830	-63.552
59	81.221	-81.221	63.552	-47.308
60	67.122	-67.122	47.308	-33.884
61	54.094	-54.094	33.884	-23.065
62	42.133	-42.133	23.065	-14.638
63	31.245	-31.245	14.638	-8.3894
64	21.433	-21.433	8.3894	-4.1029
65	12.699	-12.699	4.1029	-1.5631
66	6.0222	-6.0222	1.5631	-0.35870
67	1.6919	-1.6919	0.35870	-2.03060E-02
68	0.20304	-0.20304	2.03060E-02	8.97290E-11

```
+-------------------------------------------------------------------------------------------------------------------------------+
|                   PARATIEPLUS(TM)   NLS ENGINE RELEASE  2018.0    FULL VERSION  *Build date:Nov 13, 2017*                    |
|                                                                                                                               |
|                                    NewProject.BaseDesignSection_28.SISMICAGEO_1273                                            |
|                                   Exe Time : 4 September 2018 18:06:14                                                        |
+-------------------------------------------------------------------------------------------------------------------------------+
New Project


S T R E S S    R E S U L T S    F O R    G R O U P    N O.    4

Tieback_175                                                 :
ELEMENT TYPE    6 NO.OF ELEMENTS. IN THIS GROUP    1
C U R R E N T    T I M E    I S      5.0000

 POST-TENSION 2D-BOUNDARY ELEMENT

         EL    FORCE          d0          EDISPL     pl. eps          K     -ve limit   +ve limit
-----------------------------------------------------------------------------------------------------------
 ANCHOR    1   165.21     -1.67563E-03  1.66353E-02   0.0000       1458.7       0.0000       0.0000     ELASTIC  ORIGINAL
YOUNG MODULUS

 ITER     0 RNORM = 0.000     RMNORM= 0.000
            RINORM=0.1402E+07 RIMNOR=0.2050E+08
            RENORM=0.1354E-01 REMNOR=0.8565E-17 RATIO =0.9826E-04 TOLER =0.1000E-03      CONVERGED !
            RFMAX = 156.0     RMMAX = 592.0
            RTSMAL=0.1000E-02 RMSMAL=0.1000E-02
            RDT   =0.1402E+07 RDR   =0.2050E+08
            RATIOT=0.9826E-04 RATIOR= 0.000
            MAX UN=0.2801E-01 IEQ=    35 NODE     18 DOF   1  Y-DISPL.F
            MIN UN=-.1084     IEQ=    87 NODE     44 DOF   1  Y-DISPL.F
            NO. OF CONTACT CONSTRAINT VIOLATIONS     0


 ITER     1 RNORM = 0.000     RMNORM= 0.000
            RINORM=0.1402E+07 RIMNOR=0.2050E+08
            RENORM=0.5726E-04 REMNOR=0.1019E-16 RATIO =0.6390E-05 TOLER =0.1000E-03      CONVERGED !
            RFMAX = 156.0     RMMAX = 592.0
            RTSMAL=0.1000E-02 RMSMAL=0.1000E-02
            RDT   =0.1402E+07 RDR   =0.2050E+08
            RATIOT=0.6390E-05 RATIOR= 0.000
            MAX UN=0.2136E-02 IEQ=     3 NODE      2 DOF   1  Y-DISPL.F
            MIN UN=-.9204E-03 IEQ=    87 NODE     44 DOF   1  Y-DISPL.F
            NO. OF CONTACT CONSTRAINT VIOLATIONS     0


 ITER     2 RNORM = 0.000     RMNORM= 0.000
            RINORM=0.1402E+07 RIMNOR=0.2050E+08
            RENORM=0.3750E-14 REMNOR=0.9888E-17 RATIO =0.5171E-10 TOLER =0.1000E-03      CONVERGED !
            RFMAX = 156.0     RMMAX = 592.0
            RTSMAL=0.1000E-02 RMSMAL=0.1000E-02
            RDT   =0.1402E+07 RDR   =0.2050E+08
            RATIOT=0.5171E-10 RATIOR= 0.000
            MAX UN=0.2018E-07 IEQ=     3 NODE      2 DOF   1  Y-DISPL.F
            MIN UN=-.2197E-07 IEQ=    11 NODE      6 DOF   1  Y-DISPL.F
            NO. OF CONTACT CONSTRAINT VIOLATIONS     0
```

```
+-----------------------------------------------------------------------------------------------------------------------+
|                   PARATIEPLUS(TM)   NLS ENGINE RELEASE  2018.0    FULL VERSION  *Build date:Nov 13, 2017*             |
|                                                                                                                       |
|                                    NewProject.BaseDesignSection_28.SISMICAGEO_1273                                    |
|                                   Exe Time : 4 September 2018 18:06:14                                                |
+-----------------------------------------------------------------------------------------------------------------------+
New Project
SOLUTION REACHED USING     2 ITERATIONS ON   40

P R I N T   O U T   F O R   T I M E   S T E P    6     ( AT TIME   6.000     )

PRINT OUT OF ACTIVE COMPONENTS (FIXED NODES ARE NOT PRINTED OUT)

          Y-DISPL.F        X-ROT. F
            (02)             (04)           (
    1   1.9367777E-02  -3.1224876E-04
    2   1.9305250E-02  -3.1340988E-04
    3   1.9242258E-02  -3.1689109E-04
    4   1.9178339E-02  -3.2268582E-04
    5   1.9113031E-02  -3.3078287E-04
    6   1.9045874E-02  -3.4116611E-04
    7   1.8976413E-02  -3.5381442E-04
    8   1.8904199E-02  -3.6870155E-04
    9   1.8828785E-02  -3.8579604E-04
   10   1.8749735E-02  -4.0506083E-04
   11   1.8666619E-02  -4.2645325E-04
   12   1.8579016E-02  -4.4992521E-04
   13   1.8486514E-02  -4.7542375E-04
   14   1.8388715E-02  -5.0289113E-04
   15   1.8285230E-02  -5.3226462E-04
   16   1.8175686E-02  -5.6347654E-04
   17   1.8059721E-02  -5.9645460E-04
   18   1.7936991E-02  -6.3112119E-04
   19   1.7807166E-02  -6.6739473E-04
   20   1.7669932E-02  -7.0518899E-04
   21   1.7524996E-02  -7.4441289E-04
   22   1.7372079E-02  -7.8497133E-04
   23   1.7210925E-02  -8.2676404E-04
   24   1.7041298E-02  -8.6968656E-04
   25   1.6862982E-02  -9.1363002E-04
   26   1.6675785E-02  -9.5848098E-04
   27   1.6479538E-02  -1.0041285E-03
   28   1.6274089E-02  -1.0504652E-03
   29   1.6059313E-02  -1.0973788E-03
   30   1.5835107E-02  -1.1447533E-03
   31   1.5601389E-02  -1.1924683E-03
   32   1.5358106E-02  -1.2403991E-03
   33   1.5105225E-02  -1.2884173E-03
   34   1.4842742E-02  -1.3363896E-03
   35   1.4570681E-02  -1.3841790E-03
   36   1.4289092E-02  -1.4316442E-03
   37   1.3998056E-02  -1.4786397E-03
   38   1.3697679E-02  -1.5250162E-03
   39   1.3388101E-02  -1.5706198E-03
   40   1.3069493E-02  -1.6152925E-03
   41   1.2742057E-02  -1.6588725E-03
   42   1.2406028E-02  -1.7011935E-03
   43   1.2061675E-02  -1.7420853E-03
   44   1.1709301E-02  -1.7813734E-03
   45   1.1349246E-02  -1.8188789E-03
   46   1.0981882E-02  -1.8544213E-03
   47   1.0607621E-02  -1.8878193E-03
   48   1.0226907E-02  -1.9189231E-03
   49   9.8402115E-03  -1.9476281E-03
   50   9.4480230E-03  -1.9738594E-03
   51   9.0508375E-03  -1.9975740E-03
   52   8.6491518E-03  -2.0187612E-03
   53   8.2435104E-03  -2.0374411E-03
   54   7.8343590E-03  -2.0536700E-03
   55   7.4222001E-03  -2.0675333E-03
   56   7.0074955E-03  -2.0791501E-03
```

57	6.5906796E-03	-2.0886740E-03
58	6.1721529E-03	-2.0962928E-03
59	5.7522747E-03	-2.1022284E-03
60	5.3313576E-03	-2.1067234E-03
61	4.9096656E-03	-2.1100152E-03
62	4.4874171E-03	-2.1123239E-03
63	4.0647881E-03	-2.1138523E-03
64	3.6419158E-03	-2.1147856E-03
65	3.2189023E-03	-2.1152918E-03
66	2.7958175E-03	-2.1155213E-03
67	2.3727039E-03	-2.1155991E-03
68	1.9495820E-03	-2.1156145E-03
69	1.7379994E-03	-2.1156149E-03

```
+-------------------------------------------------------------------------------------------------------------------------------+
|                   PARATIEPLUS(TM)   NLS ENGINE RELEASE  2018.0    FULL VERSION  *Build date:Nov 13, 2017*                    |
|                                                                                                                               |
|                                    NewProject.BaseDesignSection_28.SISMICAGEO_1273                                            |
|                                   Exe Time : 4 September 2018 18:06:14                                                        |
+-------------------------------------------------------------------------------------------------------------------------------+
New Project


S T R E S S   R E S U L T S   F O R   G R O U P   N O.   1

0_L                                                              :
ELEMENT TYPE    5 NO.OF ELEMENTS. IN THIS GROUP   69
C U R R E N T   T I M E   I S      6.0000

 HARDENING 2D SOIL ELEMENT

 ****** TOTAL STRESS FORMULATION *****

  EL *   FORCE     DISPL-Y  VERTICAL-P  HORIZON.-P     MAX-V-P     MAX-H-P           STATE   STIFFNESS Z-LEVEL      PORE
E FACTOR    UFACTOR       Peq           Su_a         Su_p     LAYER
 ------------------------------------------------------------------------------------------------------------------------------
-------------------------------------------------------------------------------------------
   1 D  4.4508E-04 -1.9368E-02  1.0882E-02  4.4508E-03  1.0882E-02  0.7420          ACTIVE   0.000       0.000       0.000
1.000       1.000      4.4508E-03   0.000       0.000     DI1_164_167_L_0
   2 D  0.2655     -1.9305E-02   3.246       1.328       3.246       10.34          ACTIVE   0.000     -0.2000       0.000
1.000       1.000       1.328       0.000       0.000     DI1_164_167_L_0
   3 D  0.5434     -1.9242E-02   6.643       2.717       6.643       21.16          ACTIVE   0.000     -0.4000       0.000
1.000       1.000       2.717       0.000       0.000     DI1_164_167_L_0
   4 D  0.8385     -1.9178E-02   10.25       4.193       10.25       32.65          ACTIVE   0.000     -0.6000       0.000
1.000       1.000       4.193       0.000       0.000     DI1_164_167_L_0
   5 D   1.146     -1.9113E-02   14.01       5.731       14.01       44.63          ACTIVE   0.000     -0.8000       0.000
1.000       1.000       5.731       0.000       0.000     DI1_164_167_L_0
   6 D   1.459     -1.9046E-02   17.84       7.297       17.84       50.43          ACTIVE   0.000      -1.000       0.000
1.000       1.000       7.297       0.000       0.000     DI1_164_167_L_0
   7 D   1.773     -1.8976E-02   21.67       8.865       21.67       50.08          ACTIVE   0.000      -1.200       0.000
1.000       1.000       8.865       0.000       0.000     DI1_164_167_L_0
   8 D   2.105     -1.8904E-02   25.73       10.52       25.73       49.62          ACTIVE   0.000      -1.400       0.000
1.000       1.000       10.52       0.000       0.000     DI1_164_167_L_0
   9 D   2.461     -1.8829E-02   30.08       12.30       30.08       49.11          ACTIVE   0.000      -1.600       0.000
1.000       1.000       12.30       0.000       0.000     DI1_164_167_L_0
  10 D   2.799     -1.8750E-02   34.22       14.00       34.22       48.60          ACTIVE   0.000      -1.800       0.000
1.000       1.000       14.00       0.000       0.000     DI1_164_167_L_0
  11 D   3.125     -1.8667E-02   38.20       15.63       38.20       48.10          ACTIVE   0.000      -2.000       0.000
1.000       1.000       15.63       0.000       0.000     DI1_164_167_L_0
  12 D   3.401     -1.8579E-02   41.58       17.01       41.58       47.66          ACTIVE   0.000      -2.200       0.000
1.000       1.000       17.01       0.000       0.000     DI1_164_167_L_0
  13 D   3.713     -1.8487E-02   45.39       18.57       45.39       47.27          ACTIVE   0.000      -2.400       0.000
1.000       1.000       18.57       0.000       0.000     DI1_164_167_L_0
  14 D   4.019     -1.8389E-02   49.13       20.09       49.13       46.95          ACTIVE   0.000      -2.600       0.000
1.000       1.000       20.09       0.000       0.000     DI1_164_167_L_0
  15 D   4.318     -1.8285E-02   52.79       21.59       52.79       46.70          ACTIVE   0.000      -2.800       0.000
1.000       1.000       21.59       0.000       0.000     DI1_164_167_L_0
  16 D   4.614     -1.8176E-02   56.41       23.07       56.41       46.53          ACTIVE   0.000      -3.000       0.000
1.000       1.000       23.07       0.000       0.000     DI1_164_167_L_0
  17 D   4.906     -1.8060E-02   59.97       24.53       59.97       46.45          ACTIVE   0.000      -3.200       0.000
1.000       1.000       24.53       0.000       0.000     DI1_164_167_L_0
  18 D   5.169     -1.7937E-02   63.19       25.84       63.19       46.46          ACTIVE   0.000      -3.400       0.000
1.000       1.000       25.84       0.000       0.000     DI1_164_167_L_0
  19 D   5.457     -1.7807E-02   66.71       27.28       66.71       46.55          ACTIVE   0.000      -3.600       0.000
1.000       1.000       27.28       0.000       0.000     DI1_164_167_L_0
  20 D   5.742     -1.7670E-02   70.19       28.71       70.19       46.73          ACTIVE   0.000      -3.800       0.000
1.000       1.000       28.71       0.000       0.000     DI1_164_167_L_0
  21 D   6.025     -1.7525E-02   73.66       30.13       73.66       46.99          ACTIVE   0.000      -4.000       0.000
1.000       1.000       30.13       0.000       0.000     DI1_164_167_L_0
  22 D   6.307     -1.7372E-02   77.10       31.53       77.10       47.34          ACTIVE   0.000      -4.200       0.000
1.000       1.000       31.53       0.000       0.000     DI1_164_167_L_0
  23 D   6.567     -1.7211E-02   80.28       32.83       80.28       47.78          ACTIVE   0.000      -4.400       0.000
1.000       1.000       32.83       0.000       0.000     DI1_164_167_L_0
  24 D   6.848     -1.7041E-02   83.70       34.24       83.70       48.30           UL-RL   8338.      -4.600       0.000
1.000       1.000       34.24       0.000       0.000     DI1_164_167_L_0
```

```
  25 D   7.131     -1.6863E-02   87.10       35.66       87.10       48.90          UL-RL   8338.      -4.800       0.000
1.000       1.000       35.66       0.000       0.000     DI1_164_167_L_0
  26 D   6.513     -1.6676E-02   90.49       32.56       90.49       53.25          UL-RL  1.9902E+04  -5.000       0.000
1.000       1.000       32.56       0.000       0.000     DI2_165_168_L_0
  27 D   6.776     -1.6480E-02   93.86       33.88       93.86       53.01          UL-RL  1.9902E+04  -5.200       0.000
1.000       1.000       33.88       0.000       0.000     DI2_165_168_L_0
  28 D   7.022     -1.6274E-02   97.03       35.11       97.03       52.94          UL-RL  1.9902E+04  -5.400       0.000
1.000       1.000       35.11       0.000       0.000     DI2_165_168_L_0
  29 D   7.284     -1.6059E-02   100.4       36.42       100.4       53.03          UL-RL  1.9902E+04  -5.600       0.000
1.000       1.000       36.42       0.000       0.000     DI2_165_168_L_0
  30 D   7.545     -1.5835E-02   103.7       37.72       103.7       53.28          UL-RL  1.9902E+04  -5.800       0.000
1.000       1.000       37.72       0.000       0.000     DI2_165_168_L_0
  31 D   7.805     -1.5601E-02   107.1       39.03       107.1       54.34          UL-RL  1.9902E+04  -6.000       0.000
1.000       1.000       39.03       0.000       0.000     DI2_165_168_L_0
  32 D   8.065     -1.5358E-02   110.4       40.33       110.4       55.83          UL-RL  1.9902E+04  -6.200       0.000
1.000       1.000       40.33       0.000       0.000     DI2_165_168_L_0
  33 D   8.324     -1.5105E-02   113.8       41.62       113.8       57.32          UL-RL  1.9902E+04  -6.400       0.000
1.000       1.000       41.62       0.000       0.000     DI2_165_168_L_0
  34 D   8.571     -1.4843E-02   116.9       42.86       116.9       58.81          UL-RL  1.9902E+04  -6.600       0.000
1.000       1.000       42.86       0.000       0.000     DI2_165_168_L_0
  35 D   8.830     -1.4571E-02   120.2       44.15       120.2       60.31          UL-RL  1.9902E+04  -6.800       0.000
1.000       1.000       44.15       0.000       0.000     DI2_165_168_L_0
  36 D   9.088     -1.4289E-02   123.6       45.44       123.6       61.81          UL-RL  1.9902E+04  -7.000       0.000
1.000       1.000       45.44       0.000       0.000     DI2_165_168_L_0
  37 D   9.346     -1.3998E-02   126.9       46.73       126.9       63.31          UL-RL  1.9902E+04  -7.200       0.000
1.000       1.000       46.73       0.000       0.000     DI2_165_168_L_0
  38 D   9.604     -1.3698E-02   130.2       48.02       130.2       64.81          UL-RL  1.9902E+04  -7.400       0.000
1.000       1.000       48.02       0.000       0.000     DI2_165_168_L_0
  39 D   9.851     -1.3388E-02   133.3       49.25       133.3       66.31          UL-RL  1.9902E+04  -7.600       0.000
1.000       1.000       49.25       0.000       0.000     DI2_165_168_L_0
  40 D   10.11     -1.3069E-02   136.7       50.54       136.7       67.82          UL-RL  1.9902E+04  -7.800       0.000
1.000       1.000       50.54       0.000       0.000     DI2_165_168_L_0
  41 D   10.36     -1.2742E-02   140.0       51.82       140.0       69.33          UL-RL  1.9902E+04  -8.000       0.000
1.000       1.000       51.82       0.000       0.000     DI2_165_168_L_0
  42 D   10.62     -1.2406E-02   143.3       53.11       143.3       70.84          UL-RL  1.9902E+04  -8.200       0.000
1.000       1.000       53.11       0.000       0.000     DI2_165_168_L_0
  43 D   10.88     -1.2062E-02   146.5       54.39       146.5       72.35          UL-RL  1.9902E+04  -8.400       0.000
1.000       1.000       54.39       0.000       0.000     DI2_165_168_L_0
  44 D   11.13     -1.1709E-02   149.8       55.67       149.8       73.86          UL-RL  1.9902E+04  -8.600       0.000
1.000       1.000       55.67       0.000       0.000     DI2_165_168_L_0
  45 D   11.38     -1.1349E-02   153.0       56.90       153.0       75.38          UL-RL  1.9902E+04  -8.800       0.000
1.000       1.000       56.90       0.000       0.000     DI2_165_168_L_0
  46 D   11.63     -1.0982E-02   156.3       58.17       156.3       76.90          UL-RL  1.9902E+04  -9.000       0.000
1.000       1.000       58.17       0.000       0.000     DI2_165_168_L_0
  47 D   11.89     -1.0608E-02   159.6       59.44       159.6       78.42          UL-RL  1.9902E+04  -9.200       0.000
1.000       1.000       59.44       0.000       0.000     DI2_165_168_L_0
  48 D   12.14     -1.0227E-02   162.9       60.72       162.9       79.94          UL-RL  1.9902E+04  -9.400       0.000
1.000       1.000       60.72       0.000       0.000     DI2_165_168_L_0
  49 D   12.40     -9.8402E-03   166.1       61.98       166.1       81.46          UL-RL  1.9902E+04  -9.600       0.000
1.000       1.000       61.98       0.000       0.000     DI2_165_168_L_0
  50 D   12.64     -9.4480E-03   169.3       63.21       169.3       82.99          UL-RL  1.9902E+04  -9.800       0.000
1.000       1.000       63.21       0.000       0.000     DI2_165_168_L_0
  51 D   12.89     -9.0508E-03   172.6       64.47       172.6       84.52          UL-RL  1.9902E+04  -10.00       0.000
1.000       1.000       64.47       0.000       0.000     DI2_165_168_L_0
  52 D   13.15     -8.6492E-03   175.9       65.73       175.9       86.05          UL-RL  1.9902E+04  -10.20       0.000
1.000       1.000       65.73       0.000       0.000     DI2_165_168_L_0
  53 D   13.40     -8.2435E-03   179.1       66.99       179.1       87.58          UL-RL  1.9902E+04  -10.40       0.000
1.000       1.000       66.99       0.000       0.000     DI2_165_168_L_0
  54 D   13.65     -7.8344E-03   182.4       68.25       182.4       89.11          UL-RL  1.9902E+04  -10.60       0.000
1.000       1.000       68.25       0.000       0.000     DI2_165_168_L_0
  55 D   13.90     -7.4222E-03   185.7       69.51       185.7       90.64          UL-RL  1.9902E+04  -10.80       0.000
1.000       1.000       69.51       0.000       0.000     DI2_165_168_L_0
  56 D   14.15     -7.0075E-03   188.8       70.73       188.8       92.18          UL-RL  1.9902E+04  -11.00       0.000
1.000       1.000       70.73       0.000       0.000     DI2_165_168_L_0
  57 D   14.40     -6.5907E-03   192.1       71.98       192.1       93.72          UL-RL  1.9902E+04  -11.20       0.000
1.000       1.000       71.98       0.000       0.000     DI2_165_168_L_0
  58 D   14.65     -6.1722E-03   195.4       73.23       195.4       95.25          UL-RL  1.9902E+04  -11.40       0.000
1.000       1.000       73.23       0.000       0.000     DI2_165_168_L_0
  59 D   14.90     -5.7523E-03   198.6       74.48       198.6       96.79          UL-RL  1.9902E+04  -11.60       0.000
1.000       1.000       74.48       0.000       0.000     DI2_165_168_L_0
  60 D   15.15     -5.3314E-03   201.9       75.73       201.9       98.33          UL-RL  1.9902E+04  -11.80       0.000
1.000       1.000       75.73       0.000       0.000     DI2_165_168_L_0
  61 D   15.39     -4.9097E-03   205.1       76.94       205.1       99.88          UL-RL  1.9902E+04  -12.00       0.000
1.000       1.000       76.94       0.000       0.000     DI2_165_168_L_0
```

```
  62 D   15.63     -4.4874E-03   208.2       78.13       208.2       101.4          UL-RL  1.9902E+04  -12.20       0.000
1.000       1.000       78.13       0.000       0.000     DI2_165_168_L_0
  63 D   15.86     -4.0648E-03   211.2       79.31       211.2       103.0          UL-RL  1.9902E+04  -12.40       0.000
1.000       1.000       79.31       0.000       0.000     DI2_165_168_L_0
  64 D   16.10     -3.6419E-03   214.3       80.49       214.3       104.5          UL-RL  1.9902E+04  -12.60       0.000
1.000       1.000       80.49       0.000       0.000     DI2_165_168_L_0
  65 D   16.33     -3.2189E-03   217.4       81.67       217.4       106.1          UL-RL  1.9902E+04  -12.80       0.000
1.000       1.000       81.67       0.000       0.000     DI2_165_168_L_0
  66 D   17.19     -2.7958E-03   220.5       85.96       220.5       107.6          UL-RL  1.9902E+04  -13.00       0.000
1.000       1.000       85.96       0.000       0.000     DI2_165_168_L_0
  67 D   18.31     -2.3727E-03   223.6       91.56       223.6       109.2          UL-RL  1.9902E+04  -13.20       0.000
1.000       1.000       91.56       0.000       0.000     DI2_165_168_L_0
  68 D   14.57     -1.9496E-03   226.7       97.16       226.7       110.7          UL-RL  1.9902E+04  -13.40       0.000
1.000       1.000       97.16       0.000       0.000     DI2_165_168_L_0
  69 D   4.998     -1.7380E-03   228.3       99.97       228.3       111.5          UL-RL  1.9902E+04  -13.50       0.000
1.000       1.000       99.97       0.000       0.000     DI2_165_168_L_0
```

```
+-----------------------------------------------------------------------------------------------------------------------+
|                  PARATIEPLUS(TM)   NLS ENGINE RELEASE  2018.0    FULL VERSION  *Build date:Nov 13, 2017*              |
|                                                                                                                       |
|                                   NewProject.BaseDesignSection_28.SISMICAGEO_1273                                     |
|                                  Exe Time : 4 September 2018 18:06:14                                                 |
+-----------------------------------------------------------------------------------------------------------------------+
New Project


S T R E S S   R E S U L T S   F O R   G R O U P   N O.   2

0_R                                                                :
ELEMENT TYPE    5 NO.OF ELEMENTS. IN THIS GROUP   69
C U R R E N T   T I M E   I S     6.0000

 HARDENING 2D SOIL ELEMENT

 ****** TOTAL STRESS FORMULATION *****

 EL *   FORCE     DISPL-Y  VERTICAL-P  HORIZON.-P     MAX-V-P     MAX-H-P          STATE   STIFFNESS Z-LEVEL      PORE
E FACTOR    UFACTOR       Peq          Su_a        Su_p     LAYER
 ---------------------------------------------------------------------------------------------------------------------------
-----------------------------------------------------------------------------------------------
   1     0.000         --          --          --          --          --          REMOVED     --        0.000       0.000
1.000       1.000       0.000       0.000       0.000     not available
   2     0.000         --          --          --          --          --          REMOVED     --      -0.2000       0.000
1.000       1.000       0.000       0.000       0.000     not available
   3     0.000         --          --          --          --          --          REMOVED     --      -0.4000       0.000
1.000       1.000       0.000       0.000       0.000     not available
   4     0.000         --          --          --          --          --          REMOVED     --      -0.6000       0.000
1.000       1.000       0.000       0.000       0.000     not available
   5     0.000         --          --          --          --          --          REMOVED     --      -0.8000       0.000
1.000       1.000       0.000       0.000       0.000     not available
   6     0.000         --          --          --          --          --          REMOVED     --       -1.000       0.000
1.000       1.000       0.000       0.000       0.000     not available
   7     0.000         --          --          --          --          --          REMOVED     --       -1.200       0.000
1.000       1.000       0.000       0.000       0.000     not available
   8     0.000         --          --          --          --          --          REMOVED     --       -1.400       0.000
1.000       1.000       0.000       0.000       0.000     not available
   9     0.000         --          --          --          --          --          REMOVED     --       -1.600       0.000
1.000       1.000       0.000       0.000       0.000     not available
  10     0.000         --          --          --          --          --          REMOVED     --       -1.800       0.000
1.000       1.000       0.000       0.000       0.000     not available
  11     0.000         --          --          --          --          --          REMOVED     --       -2.000       0.000
1.000       1.000       0.000       0.000       0.000     not available
  12     0.000         --          --          --          --          --          REMOVED     --       -2.200       0.000
1.000       1.000       0.000       0.000       0.000     not available
  13     0.000         --          --          --          --          --          REMOVED     --       -2.400       0.000
1.000       1.000       0.000       0.000       0.000     not available
  14     0.000         --          --          --          --          --          REMOVED     --       -2.600       0.000
1.000       1.000       0.000       0.000       0.000     not available
  15     0.000         --          --          --          --          --          REMOVED     --       -2.800       0.000
1.000       1.000       0.000       0.000       0.000     not available
  16     0.000         --          --          --          --          --          REMOVED     --       -3.000       0.000
1.000       1.000       0.000       0.000       0.000     not available
  17     0.000         --          --          --          --          --          REMOVED     --       -3.200       0.000
1.000       1.000       0.000       0.000       0.000     not available
  18     0.000         --          --          --          --          --          REMOVED     --       -3.400       0.000
1.000       1.000       0.000       0.000       0.000     not available
  19     0.000         --          --          --          --          --          REMOVED     --       -3.600       0.000
1.000       1.000       0.000       0.000       0.000     not available
  20     0.000         --          --          --          --          --          REMOVED     --       -3.800       0.000
1.000       1.000       0.000       0.000       0.000     not available
  21     0.000         --          --          --          --          --          REMOVED     --       -4.000       0.000
1.000       1.000       0.000       0.000       0.000     not available
  22     0.000         --          --          --          --          --          REMOVED     --       -4.200       0.000
1.000       1.000       0.000       0.000       0.000     not available
  23     0.000         --          --          --          --          --          REMOVED     --       -4.400       0.000
1.000       1.000       0.000       0.000       0.000     not available
  24     0.000         --          --          --          --          --          REMOVED     --       -4.600       0.000
1.000       1.000       0.000       0.000       0.000     not available
```

25	0.000	--	--	--	--	--	REMOVED	--	-4.800	0.000	
1.000	1.000	0.000	0.000	0.000	not available						
26	0.000	--	--	--	--	--	REMOVED	--	-5.000	0.000	
1.000	1.000	0.000	0.000	0.000	not available						
27	0.000	--	--	--	--	--	REMOVED	--	-5.200	0.000	
1.000	1.000	0.000	0.000	0.000	not available						
28	0.000	--	--	--	--	--	REMOVED	--	-5.400	0.000	
1.000	1.000	0.000	0.000	0.000	not available						
29	0.000	--	--	--	--	--	REMOVED	--	-5.600	0.000	
1.000	1.000	0.000	0.000	0.000	not available						
30	0.000	--	--	--	--	--	REMOVED	--	-5.800	0.000	
1.000	1.000	0.000	0.000	0.000	not available						
31	0.000	--	--	--	--	--	REMOVED	--	-6.000	0.000	
1.000	1.000	0.000	0.000	0.000	not available						
32	0.000	--	--	--	--	--	REMOVED	--	-6.200	0.000	
1.000	1.000	0.000	0.000	0.000	not available						
33	0.000	--	--	--	--	--	REMOVED	--	-6.400	0.000	
1.000	1.000	0.000	0.000	0.000	not available						
34	0.000	--	--	--	--	--	REMOVED	--	-6.600	0.000	
1.000	1.000	0.000	0.000	0.000	not available						
35	0.000	--	--	--	--	--	REMOVED	--	-6.800	0.000	
1.000	1.000	0.000	0.000	0.000	not available						
36	0.000	--	--	--	--	--	REMOVED	--	-7.000	0.000	
1.000	1.000	0.000	0.000	0.000	not available						
37	0.000	--	--	--	--	--	REMOVED	--	-7.200	0.000	
1.000	1.000	0.000	0.000	0.000	not available						
38	0.000	--	--	--	--	--	REMOVED	--	-7.400	0.000	
1.000	1.000	0.000	0.000	0.000	not available						
39	0.000	--	--	--	--	--	REMOVED	--	-7.600	0.000	
1.000	1.000	0.000	0.000	0.000	not available						
40	0.000	--	--	--	--	--	REMOVED	--	-7.800	0.000	
1.000	1.000	0.000	0.000	0.000	not available						
41	0.000	--	--	--	--	--	REMOVED	--	-8.000	0.000	
1.000	1.000	0.000	0.000	0.000	not available						
42	0.000	--	--	--	--	--	REMOVED	--	-8.200	0.000	
1.000	1.000	0.000	0.000	0.000	not available						
43	0.000	--	--	--	--	--	REMOVED	--	-8.400	0.000	
1.000	1.000	0.000	0.000	0.000	not available						
44 D	0.000	1.1709E-02	1.600	0.000	1.600	0.8000	ACTIVE	0.000	-8.600	0.000	
1.000	1.000	0.000	0.000	0.000	DI2_165_168_L_0						
45 D	0.1989	1.1349E-02	4.800	0.9946	4.800	2.400	UL-RL	1.9826E+04	-8.800	0.000	
1.000	1.000	0.9946	0.000	0.000	DI2_165_168_L_0						
46 D	0.5065	1.0982E-02	8.000	2.533	8.000	4.000	UL-RL	1.9826E+04	-9.000	0.000	
1.000	1.000	2.533	0.000	0.000	DI2_165_168_L_0						
47 D	4.564	1.0608E-02	11.20	22.82	147.2	79.80	UL-RL	1.9826E+04	-9.200	0.000	
1.000	1.000	22.82	0.000	0.000	DI2_165_168_L_0						
48 D	6.578	1.0227E-02	14.40	32.89	150.4	81.22	UL-RL	1.9826E+04	-9.400	0.000	
1.000	1.000	32.89	0.000	0.000	DI2_165_168_L_0						
49 D	8.740	9.8402E-03	17.60	43.70	153.6	82.62	UL-RL	1.9826E+04	-9.600	0.000	
1.000	1.000	43.70	0.000	0.000	DI2_165_168_L_0						
50 D	10.96	9.4480E-03	20.80	54.82	156.8	84.02	UL-RL	1.9826E+04	-9.800	0.000	
1.000	1.000	54.82	0.000	0.000	DI2_165_168_L_0						
51 D	13.23	9.0508E-03	24.00	66.13	160.0	85.41	UL-RL	1.9826E+04	-10.00	0.000	
1.000	1.000	66.13	0.000	0.000	DI2_165_168_L_0						
52 D	15.51	8.6492E-03	27.20	77.54	163.2	86.79	UL-RL	1.9826E+04	-10.20	0.000	
1.000	1.000	77.54	0.000	0.000	DI2_165_168_L_0						
53 D	17.71	8.2435E-03	30.40	88.54	166.4	90.40	UL-RL	1.9826E+04	-10.40	0.000	
1.000	1.000	88.54	0.000	0.000	DI2_165_168_L_0						
54 D	19.95	7.8344E-03	33.60	99.76	169.6	101.7	UL-RL	1.9826E+04	-10.60	0.000	
1.000	1.000	99.76	0.000	0.000	DI2_165_168_L_0						
55 D	22.31	7.4222E-03	36.80	111.5	172.8	113.5	UL-RL	1.9826E+04	-10.80	0.000	
1.000	1.000	111.5	0.000	0.000	DI2_165_168_L_0						
56 D	24.66	7.0075E-03	40.00	123.3	176.0	125.3	UL-RL	1.9826E+04	-11.00	0.000	
1.000	1.000	123.3	0.000	0.000	DI2_165_168_L_0						
57 D	27.02	6.5907E-03	43.20	135.1	179.2	137.1	UL-RL	1.9826E+04	-11.20	0.000	
1.000	1.000	135.1	0.000	0.000	DI2_165_168_L_0						
58 D	29.37	6.1722E-03	46.40	146.9	182.4	149.0	UL-RL	1.9826E+04	-11.40	0.000	
1.000	1.000	146.9	0.000	0.000	DI2_165_168_L_0						
59 D	30.06	5.7523E-03	49.60	150.3	185.6	152.5	UL-RL	1.9826E+04	-11.60	0.000	
1.000	1.000	150.3	0.000	0.000	DI2_165_168_L_0						
60 D	29.24	5.3314E-03	52.80	146.2	188.8	148.4	UL-RL	1.9826E+04	-11.80	0.000	
1.000	1.000	146.2	0.000	0.000	DI2_165_168_L_0						
61 D	28.41	4.9097E-03	56.00	142.1	192.0	144.3	UL-RL	1.9826E+04	-12.00	0.000	
1.000	1.000	142.1	0.000	0.000	DI2_165_168_L_0						

```
  62 D   27.58      4.4874E-03   59.20      137.9      195.2      140.2          UL-RL  1.9826E+04  -12.20       0.000
1.000      1.000       137.9       0.000      0.000     DI2_165_168_L_0
  63 D   26.75      4.0648E-03   62.40      133.7      198.4      136.0          UL-RL  1.9826E+04  -12.40       0.000
1.000      1.000       133.7       0.000      0.000     DI2_165_168_L_0
  64 D   25.91      3.6419E-03   65.60      129.5      201.6      131.9          UL-RL  1.9826E+04  -12.60       0.000
1.000      1.000       129.5       0.000      0.000     DI2_165_168_L_0
  65 D   25.06      3.2189E-03   68.80      125.3      204.8      127.7          UL-RL  1.9826E+04  -12.80       0.000
1.000      1.000       125.3       0.000      0.000     DI2_165_168_L_0
  66 D   23.86      2.7958E-03   72.00      119.3      208.0      121.8          UL-RL  1.9826E+04  -13.00       0.000
1.000      1.000       119.3       0.000      0.000     DI2_165_168_L_0
  67 D   22.64      2.3727E-03   75.20      113.2      211.2      120.6          UL-RL  1.9826E+04  -13.20       0.000
1.000      1.000       113.2       0.000      0.000     DI2_165_168_L_0
  68 D   16.06      1.9496E-03   78.40      107.1      214.4      119.4          UL-RL  1.9826E+04  -13.40       0.000
1.000      1.000       107.1       0.000      0.000     DI2_165_168_L_0
  69 D   5.200      1.7380E-03   80.00      104.0      216.0      118.8          UL-RL  1.9826E+04  -13.50       0.000
1.000      1.000       104.0       0.000      0.000     DI2_165_168_L_0
```

```
+-----------------------------------------------------------------------------------------------------------------------+
|                  PARATIEPLUS(TM)   NLS ENGINE RELEASE  2018.0    FULL VERSION  *Build date:Nov 13, 2017*              |
|                                                                                                                       |
|                                   NewProject.BaseDesignSection_28.SISMICAGEO_1273                                     |
|                                  Exe Time : 4 September 2018 18:06:14                                                 |
+-----------------------------------------------------------------------------------------------------------------------+
New Project


S T R E S S   R E S U L T S   F O R   G R O U P   N O.   3

WallElement_33                                                  :
ELEMENT TYPE    2 NO.OF ELEMENTS. IN THIS GROUP   68
C U R R E N T   T I M E   I S     6.0000

 WALL2D ELEMENT

   EL      TA          TB          MA          MB
-----------------------------------------------------
    1 -143.08      143.08     9.01810E-10 -28.616
    2 -142.82      142.82      28.616     -57.179
    3 -142.27      142.27      57.179     -85.634
    4 -141.43      141.43      85.634     -113.92
    5 -140.29      140.29      113.92     -141.98
    6 -138.83      138.83      141.98     -169.74
    7 -137.05      137.05      169.74     -197.15
    8 -134.95      134.95      197.15     -224.14
    9 -132.49      132.49      224.14     -250.64
   10 -129.69      129.69      250.64     -276.58
   11 -126.56      126.56      276.58     -301.89
   12 -123.16      123.16      301.89     -326.53
   13 -119.45      119.45      326.53     -350.42
   14 -115.43      115.43      350.42     -373.50
   15 -111.11      111.11      373.50     -395.72
   16 -106.50      106.50      395.72     -417.02
   17 -101.59      101.59      417.02     -437.34
   18 -96.425      96.425      437.34     -456.63
   19 -90.968      90.968      456.63     -474.82
   20 -85.226      85.226      474.82     -491.87
   21 -79.201      79.201      491.87     -507.71
   22 -72.894      72.894      507.71     -522.29
   23 -66.327      66.327      522.29     -535.55
   24 -59.480      59.480      535.55     -547.45
   25 -52.348      52.348      547.45     -557.92
   26 -45.835      45.835      557.92     -567.08
   27 -39.060      39.060      567.08     -574.90
   28 -32.038      32.038      574.90     -581.30
   29 -24.754      24.754      581.30     -586.25
   30 -17.209      17.209      586.25     -589.70
   31 -9.4034      9.4034      589.70     -591.58
   32 -1.3383      1.3383      591.58     -591.84
   33  6.9861     -6.9861      591.84     -590.45
   34  15.557     -15.557      590.45     -587.34
   35  24.387     -24.387      587.34     -582.46
   36  33.475     -33.475      582.46     -575.76
   37  42.822     -42.822      575.76     -567.20
   38  52.426     -52.426      567.20     -556.71
   39  62.276     -62.276      556.71     -544.26
   40  72.384     -72.384      544.26     -529.78
   41  82.749     -82.749      529.78     -513.23
   42  93.370     -93.370      513.23     -494.56
   43  104.25     -104.25      494.56     -473.71
   44  115.38     -115.38      473.71     -450.63
   45  126.56     -126.56      450.63     -425.32
   46  137.69     -137.69      425.32     -397.78
   47  145.01     -145.01      397.78     -368.78
   48  150.58     -150.58      368.78     -338.66
   49  154.23     -154.23      338.66     -307.82
   50  155.91     -155.91      307.82     -276.63
   51  155.58     -155.58      276.63     -245.52
   52  153.22     -153.22      245.52     -214.88
```

53	148.91	-148.91	214.88	-185.09
54	142.61	-142.61	185.09	-156.57
55	134.21	-134.21	156.57	-129.73
56	123.69	-123.69	129.73	-104.99
57	111.07	-111.07	104.99	-82.777
58	96.343	-96.343	82.777	-63.508
59	81.178	-81.178	63.508	-47.272
60	67.084	-67.084	47.272	-33.856
61	54.060	-54.060	33.856	-23.044
62	42.104	-42.104	23.044	-14.623
63	31.220	-31.220	14.623	-8.3790
64	21.412	-21.412	8.3790	-4.0966
65	12.683	-12.683	4.0966	-1.5599
66	6.0118	-6.0118	1.5599	-0.35750
67	1.6867	-1.6867	0.35750	-2.01724E-02
68	0.20170	-0.20170	2.01724E-02	8.58317E-11

```
+-------------------------------------------------------------------------------------------------------------------------------+
|                   PARATIEPLUS(TM)   NLS ENGINE RELEASE  2018.0    FULL VERSION  *Build date:Nov 13, 2017*                    |
|                                                                                                                               |
|                                    NewProject.BaseDesignSection_28.SISMICAGEO_1273                                            |
|                                   Exe Time : 4 September 2018 18:06:14                                                        |
+-------------------------------------------------------------------------------------------------------------------------------+
New Project


S T R E S S    R E S U L T S    F O R    G R O U P    N O.    4

Tieback_175                                                 :
ELEMENT TYPE    6 NO.OF ELEMENTS. IN THIS GROUP    1
C U R R E N T    T I M E    I S      6.0000

 POST-TENSION 2D-BOUNDARY ELEMENT

         EL    FORCE          d0          EDISPL     pl. eps          K     -ve limit   +ve limit
-------------------------------------------------------------------------------------------------------------
 ANCHOR    1   165.22     -1.67563E-03  1.66390E-02   0.0000       1458.7       0.0000       0.0000     ELASTIC  ORIGINAL
YOUNG MODULUS
```

```
+-------------------------------------------------------------------------------------------------------------------------+
|                   PARATIEPLUS(TM)   NLS ENGINE RELEASE  2018.0    FULL VERSION  *Build date:Nov 13, 2017*              |
|                                                                                                                         |
|                                    NewProject.BaseDesignSection_28.SISMICAGEO_1273                                      |
|                                   Exe Time : 4 September 2018 18:06:14                                                  |
+-------------------------------------------------------------------------------------------------------------------------+


     F I N A L    I N C R E M E N T A L    A N A L Y S I S

                    S U M M A R Y

     STEP                                  NO. OF ITERATIONS

        1           CONVERGENCE :YES                      2
        2           CONVERGENCE :YES                      3
        3           CONVERGENCE :YES                      5
        4           CONVERGENCE :YES                      7
        5           CONVERGENCE :YES                      2
        6           CONVERGENCE :YES                      2


 END OF PROCESS FOR PROBLEM
New Project
NONLINEAR SOLUTION CPU TIME ....    0.12 [sec]
DATABASE  CREATION CPU TIME.....    0.42 [sec]
```

25 ALLEGATI PARATIA TIPO 5

Design Assumption : Nominal - File di Paratie - File di input (.d)

```
* PARATIE ANALYSIS FOR DESIGN SECTION:Base Design Section USING ASSUMPTION: Nominal
 * Time:martedì 4 settembre 2018 18:06:48
 * 1: Defining general settings
 UNIT  m kN
 TITLE New Project
 DELTA 0.2
 option param itemax 40
 option control hinges 0 0.0001 0.001

 * 2: Defining wall(s)
 WALL LeftWall_32 0 -15.5 0 1

 * 3: Defining surfaces for wall(s)
 SOIL 0_L LeftWall_32 -15.5 0 1 0
 SOIL 0_R LeftWall_32 -15.5 0 2 180

 * 4: Defining soil layers
 *
 * Soil Profile (Rilevato_2_8_L_0)
 *
 LDATA Rilevato_2_8_L_0 3 LeftWall_32
 ATREST 0.5 0.5 1
 WEIGHT 19 10 10
 PERMEABILITY 0.0001
 RESISTANCE 0 38 0 0 0
 YOUNG 1.5E+04 4.5E+04
 ENDL
 *
 * Soil Profile (DI1_164_167_L_0)
 *
 LDATA DI1_164_167_L_0 0 LeftWall_32
 ATREST 0.5 0.5 1
 WEIGHT 16 6 10
 PERMEABILITY 1E-05
 RESISTANCE 0 30 0 0 0
 YOUNG 3E+04 4.8E+04
 ENDL
 *
 * Soil Profile (DI2_165_168_L_0)
 *
 LDATA DI2_165_168_L_0 -5 LeftWall_32
 ATREST 0.5 0.5 1
 WEIGHT 16 6 10
 PERMEABILITY 1E-05
 RESISTANCE 1 33 0 0 0
 YOUNG 6.8E+04 1.088E+05
 ENDL

 * 5: Defining structural materials
 * Steel material: 108 Name=Fe360 E=206000200 kPa
 MATERIAL Fe360_108 2.06E+08
 * Concrete material: 104 Name=C25/30 E=31475800 kPa
 MATERIAL C2530_104 3.148E+07
 * Rebar material: 124 Name=acciaio armonico E=200100000 kPa
 MATERIAL acciaioarmonico_124 2.001E+08
 * Concrete material: 103 Name=C20/25 E=29962000 kPa
 MATERIAL C2025_103 2.996E+07

 * 6: Defining structural elements
 * 6.1: Beams and combined Wall Elements
 BEAM WallElement_33 LeftWall_32 -15.5 0 C2530_104 0.9794 00 00 0
 BEAM WallElement_New_76649 LeftWall_32 -9.3 0 C2025_103 0.2 00 00 0 slave


 * 6.2: Supports
 WIRE Tieback_175 LeftWall_32 0 acciaioarmonico_124 7.29E-06 138.5 30 0 0
```

```
* 6.3: Strips
STRIP LeftWall_32 1 6 1 15 0 20 45
STRIP LeftWall_32 1 6 22 17 2.7 20 45

* 7: Defining Steps
STEP Stage1_31
CHANGE Rilevato_2_8_L_0 U-FRICT=38 LeftWall_32
CHANGE Rilevato_2_8_L_0 D-FRICT=38 LeftWall_32
CHANGE Rilevato_2_8_L_0 U-KA=0.238 LeftWall_32
CHANGE Rilevato_2_8_L_0 U-KP=7.232 LeftWall_32
CHANGE Rilevato_2_8_L_0 D-KA=0.238 LeftWall_32
CHANGE Rilevato_2_8_L_0 D-KP=7.232 LeftWall_32
CHANGE DI1_164_167_L_0 U-FRICT=30 LeftWall_32
CHANGE DI1_164_167_L_0 D-FRICT=30 LeftWall_32
CHANGE DI1_164_167_L_0 U-KA=0.333 LeftWall_32
CHANGE DI1_164_167_L_0 U-KP=4.288 LeftWall_32
CHANGE DI1_164_167_L_0 D-KA=0.333 LeftWall_32
CHANGE DI1_164_167_L_0 D-KP=4.288 LeftWall_32
CHANGE DI2_165_168_L_0 U-FRICT=33 LeftWall_32
CHANGE DI2_165_168_L_0 D-FRICT=33 LeftWall_32
CHANGE DI2_165_168_L_0 U-KA=0.295 LeftWall_32
CHANGE DI2_165_168_L_0 U-KP=5.849 LeftWall_32
CHANGE DI2_165_168_L_0 D-KA=0.295 LeftWall_32
CHANGE DI2_165_168_L_0 D-KP=5.16 LeftWall_32
CHANGE Rilevato_2_8_L_0 U-COHE=0 LeftWall_32
CHANGE Rilevato_2_8_L_0 U-ADHES=0 LeftWall_32
CHANGE Rilevato_2_8_L_0 D-COHE=0 LeftWall_32
CHANGE Rilevato_2_8_L_0 D-ADHES=0 LeftWall_32
CHANGE DI1_164_167_L_0 U-COHE=0 LeftWall_32
CHANGE DI1_164_167_L_0 U-ADHES=0 LeftWall_32
CHANGE DI1_164_167_L_0 D-COHE=0 LeftWall_32
CHANGE DI1_164_167_L_0 D-ADHES=0 LeftWall_32
CHANGE DI2_165_168_L_0 U-COHE=1 LeftWall_32
CHANGE DI2_165_168_L_0 U-ADHES=0 LeftWall_32
CHANGE DI2_165_168_L_0 D-COHE=1 LeftWall_32
CHANGE DI2_165_168_L_0 D-ADHES=0 LeftWall_32
SETWALL LeftWall_32
GEOM 0 0
WATER -18 0 -15.5 0 0
ADD WallElement_33
ENDSTEP

STEP Stage2_183
SETWALL LeftWall_32
GEOM 0 -1
WATER -18 0 -15.5 0 0
ENDSTEP

STEP Stage3_283
SETWALL LeftWall_32
GEOM 0 -1
WATER -18 0 -15.5 0 0
ADD Tieback_175
ENDSTEP

STEP Stage4_383
SETWALL LeftWall_32
GEOM 0 -9.8
WATER -18 0 -15.5 0 0
ENDSTEP

STEP Stage5_744
SETWALL LeftWall_32
GEOM 0 -9.3
WATER -18 0 -15.5 0 0
ENDSTEP

STEP Stage6_2841
SETWALL LeftWall_32
```

```
GEOM 0 -9.3
WATER -18 0 -15.5 0 0
CHANGE Rilevato_2_8_L_0 U-KAED=0.317 LeftWall_32
CHANGE Rilevato_2_8_L_0 U-KAEW=0.3954 LeftWall_32
CHANGE Rilevato_2_8_L_0 U-KPED=7.177 LeftWall_32
CHANGE Rilevato_2_8_L_0 U-KPEW=6.569 LeftWall_32
CHANGE Rilevato_2_8_L_0 D-KAED=0.2895 LeftWall_32
CHANGE Rilevato_2_8_L_0 D-KAEW=0.3712 LeftWall_32
CHANGE Rilevato_2_8_L_0 D-KPED=6.299 LeftWall_32
CHANGE Rilevato_2_8_L_0 D-KPEW=5.671 LeftWall_32
CHANGE DI1_164_167_L_0 U-KAED=0.4304 LeftWall_32
CHANGE DI1_164_167_L_0 U-KAEW=0.6064 LeftWall_32
CHANGE DI1_164_167_L_0 U-KPED=4.2 LeftWall_32
CHANGE DI1_164_167_L_0 U-KPEW=3.43 LeftWall_32
CHANGE DI1_164_167_L_0 D-KAED=0.391 LeftWall_32
CHANGE DI1_164_167_L_0 D-KAEW=0.5799 LeftWall_32
CHANGE DI1_164_167_L_0 D-KPED=3.679 LeftWall_32
CHANGE DI1_164_167_L_0 D-KPEW=2.876 LeftWall_32
CHANGE DI2_165_168_L_0 U-KAED=0.3848 LeftWall_32
CHANGE DI2_165_168_L_0 U-KAEW=0.546 LeftWall_32
CHANGE DI2_165_168_L_0 U-KPED=5.85 LeftWall_32
CHANGE DI2_165_168_L_0 U-KPEW=5.039 LeftWall_32
CHANGE DI2_165_168_L_0 D-KAED=0.3506 LeftWall_32
CHANGE DI2_165_168_L_0 D-KAEW=0.5216 LeftWall_32
CHANGE DI2_165_168_L_0 D-KPED=4.454 LeftWall_32
CHANGE DI2_165_168_L_0 D-KPEW=3.565 LeftWall_32
EQK 0.1203 0.06016 -0.06016 0 0.5 0 0.5 0 0
WOOD 43.08 43.08 -9.3 0
* Include pressure contribution from wall: LeftWall_32
* Include wall contribution
DLOAD step LeftWall_32 -9.3 2.617 0 2.617
DLOAD step LeftWall_32 -9.3 0.6016 0 0.6016
ADD WallElement_New_76649
ENDSTEP
```

Design Assumption : Nominal - File di Paratie - File di output (.out)

```
+-------------------------------------------------------------------------------------------------------------------------+
|                  PARATIEPLUS(TM)   NLS ENGINE RELEASE  2018.0    FULL VERSION  *Build date:Nov 13, 2017*                |
|                                                                                                                         |
|                                    NewProject.BaseDesignSection_28.Nominal_63                                           |
|                                 Exe Time : 4 September 2018 18:06:49                                                    |
+-------------------------------------------------------------------------------------------------------------------------+

                 ***********************************************************
                 *                                                         *
                 *  PARATIE PLUS Non-Linear Spring Engine                  *
                 *                                                         *
                 *          AN ELASTOPLASTIC FINITE ELEMENT PROGRAM        *
                 *          FOR FLEXIBLE EARTH-RETAINING STRUCTURES        *
                 *                                                         *
                 *          Written by Ce.A.S. s.r.l. (ITALY)              *
                 *          with the scientific supervision of             *
                 *          Roberto Nova - full professor SOIL MECHANICS   *
                 *          at Politecnico di Milano (ITALY)               *
                 *                                                         *
                 ***********************************************************
                 *                                                         *
                 *  RELEASE   2018.0     *Build date:Nov 13, 2017*    *
                 *                                                         *
                 *                                                         *
                 *  Ce.A.S.     S.R.L   CENTRO DI ANALISI STRUTTURALE      *
                 *              VIALE   GIUSTINIANO 10                     *
                 *              20129   M I L A N O  (ITALIA)              *
                 *  TEL.        +39 02 2020221                             *
                 *                                                         *
                 *  email       bruno.becci@ceas.it                        *
                 *  Web Page    www.ceas.it     www.paratieplus.com        *
                 ***********************************************************
```

```
 JOB : NewProject.BaseDesignSection_28.Nominal_63
 STARTING
ACCEPTED   <FILE,GENW                                                    >
ACCEPTED   <FILE,PLOTTER,BINARY                                          >
ACCEPTED   <SOLVE TOTAL_STRESS                                           >
ACCEPTED   <PARAM ITEMAX 40                                              >
ACCEPTED   <CONTROL HINGES 0 0.0001 0.001                                >


                  ************************************************************
                  *                                                          *
                  *  WARNING : PORE PRESSURES ARE AUTOMATICALLY COMPUTED     *
                  *    BY THE PROGRAM.                                       *
                  ************************************************************

PRELIMINARY OPERATIONS CPU TIME     0.01 [sec]
```

```
+-------------------------------------------------------------------------------------------------------------------------+
|                   PARATIEPLUS(TM)   NLS ENGINE RELEASE  2018.0    FULL VERSION  *Build date:Nov 13, 2017*              |
|                                                                                                                         |
|                                      NewProject.BaseDesignSection_28.Nominal_63                                         |
|                                   Exe Time : 4 September 2018 18:06:49                                                  |
+-------------------------------------------------------------------------------------------------------------------------+


INPUT FILE HAS BEEN GENERATED BY WALGEN PROGRAM


New Project


NO. OF NODAL POINTS (NUMNP) ...................   79
NO. OF COORDINATES  (NCOORD)...................    2
NO. OF NODE DOFS    (NDOF).....................    5
NO. OF EQUATIONS    (NEQ)......................  395
NO. OF CONSTRAINTS CARDS (NVINC)...............    0
NO. OF ELEMENT GROUPS (NEG)....................    5
NO. OF SOLUTION STEPS (NSTE)...................    6
NO. OF ELEMENT SETS ATTACHED TO SLAVE NODES ...    1 ** SLAVE DOFS HAVE BEEN ACTIVATED **
NO. OF RECORD FROM WALGEN .....................  129
NO. OF LONG NAMES (LASTNAME) ..................   25
LENGTH UNIT CHOICE ............................    3 (M   )
FORCE  UNIT CHOICE ............................    3 (KN  )
MAX PORE PRESSURE TABLE LENGTH.................    1
NO. OF ELEMENT GROUPS REQUIRING ADD. SLIP DOF .    0


IDOFA (01) =  2  Y-DISPL.F
IDOFA (02) =  4   X-ROT. F
IDOFA (03) =  8  Y-DISPL.S
IDOFA (04) = 10   X-ROT. S
IDOFA (05) = 14  Y-FORCE

 RELEVANT ITEMS UNITS

 STRESSES                  kPa
 Y-DISPLACEMENTS           m
 ROTATIONS                 RADIANS
 BEAM AND SLAB MOMENTS     kN*m/m
 BEAM SHEAR FORCES         kN/m
 ANCHOR FORCES             kN/m
 AXIAL FORCES IN TRUSSES   kN/m
 AXIAL FORCES SPRINGS      kN/m
 Y-REACTIONS               kN/m
 X-MOMENT REACTIONS        kN*m/m
 ETC.
```

```
+-----------------------------------------------------------------------------------------------------------------------+
|                  PARATIEPLUS(TM)   NLS ENGINE RELEASE  2018.0    FULL VERSION  *Build date:Nov 13, 2017*              |
|                                                                                                                       |
|                                      NewProject.BaseDesignSection_28.Nominal_63                                       |
|                                 Exe Time : 4 September 2018 18:06:49                                                  |
+-----------------------------------------------------------------------------------------------------------------------+
                  P R E P R O C E S S O R    D A T A

                  N O.  O F   C O M M A N D S   129

   1 : UNIT  m kN
   2 : TITLE New Project
   3 : DELTA 0.2
   4 : option param itemax 40
   5 : option control hinges 0 0.0001 0.001
   6 : WALL LeftWall_32 0 -15.5 0 1
   7 : SOIL 0_L LeftWall_32 -15.5 0 1 0
   8 : SOIL 0_R LeftWall_32 -15.5 0 2 180
   9 : LDATA Rilevato_2_8_L_0 3 LeftWall_32
  10 : ATREST 0.5 0.5 1
  11 : WEIGHT 19 10 10
  12 : PERMEABILITY 0.0001
  13 : RESISTANCE 0 38 0 0 0
  14 : YOUNG 1.5E+04 4.5E+04
  15 : ENDL
  16 : LDATA DI1_164_167_L_0 0 LeftWall_32
  17 : ATREST 0.5 0.5 1
  18 : WEIGHT 16 6 10
  19 : PERMEABILITY 1E-05
  20 : RESISTANCE 0 30 0 0 0
  21 : YOUNG 3E+04 4.8E+04
  22 : ENDL
  23 : LDATA DI2_165_168_L_0 -5 LeftWall_32
  24 : ATREST 0.5 0.5 1
  25 : WEIGHT 16 6 10
  26 : PERMEABILITY 1E-05
  27 : RESISTANCE 1 33 0 0 0
  28 : YOUNG 6.8E+04 1.088E+05
  29 : ENDL
  30 : MATERIAL Fe360_108 2.06E+08
  31 : MATERIAL C2530_104 3.148E+07
  32 : MATERIAL acciaioarmonico_124 2.001E+08
  33 : MATERIAL C2025_103 2.996E+07
  34 : BEAM WallElement_33 LeftWall_32 -15.5 0 C2530_104 0.9794 00 00 0
  35 : BEAM WallElement_New_76649 LeftWall_32 -9.3 0 C2025_103 0.2 00 00 0 slave
  36 : WIRE Tieback_175 LeftWall_32 0 acciaioarmonico_124 7.29E-06 138.5 30 0 0
  37 : STRIP LeftWall_32 1 6 1 15 0 20 45
  38 : STRIP LeftWall_32 1 6 22 17 2.7 20 45
  39 : STEP Stage1_31
  40 : CHANGE Rilevato_2_8_L_0 U-FRICT=38 LeftWall_32
  41 : CHANGE Rilevato_2_8_L_0 D-FRICT=38 LeftWall_32
  42 : CHANGE Rilevato_2_8_L_0 U-KA=0.238 LeftWall_32
  43 : CHANGE Rilevato_2_8_L_0 U-KP=7.232 LeftWall_32
  44 : CHANGE Rilevato_2_8_L_0 D-KA=0.238 LeftWall_32
  45 : CHANGE Rilevato_2_8_L_0 D-KP=7.232 LeftWall_32
  46 : CHANGE DI1_164_167_L_0 U-FRICT=30 LeftWall_32
  47 : CHANGE DI1_164_167_L_0 D-FRICT=30 LeftWall_32
  48 : CHANGE DI1_164_167_L_0 U-KA=0.333 LeftWall_32
  49 : CHANGE DI1_164_167_L_0 U-KP=4.288 LeftWall_32
  50 : CHANGE DI1_164_167_L_0 D-KA=0.333 LeftWall_32
  51 : CHANGE DI1_164_167_L_0 D-KP=4.288 LeftWall_32
  52 : CHANGE DI2_165_168_L_0 U-FRICT=33 LeftWall_32
  53 : CHANGE DI2_165_168_L_0 D-FRICT=33 LeftWall_32
  54 : CHANGE DI2_165_168_L_0 U-KA=0.295 LeftWall_32
  55 : CHANGE DI2_165_168_L_0 U-KP=5.849 LeftWall_32
  56 : CHANGE DI2_165_168_L_0 D-KA=0.295 LeftWall_32
  57 : CHANGE DI2_165_168_L_0 D-KP=5.16 LeftWall_32
  58 : CHANGE Rilevato_2_8_L_0 U-COHE=0 LeftWall_32
  59 : CHANGE Rilevato_2_8_L_0 U-ADHES=0 LeftWall_32
  60 : CHANGE Rilevato_2_8_L_0 D-COHE=0 LeftWall_32
  61 : CHANGE Rilevato_2_8_L_0 D-ADHES=0 LeftWall_32
```

```
 62 : CHANGE DI1_164_167_L_0 U-COHE=0 LeftWall_32
 63 : CHANGE DI1_164_167_L_0 U-ADHES=0 LeftWall_32
 64 : CHANGE DI1_164_167_L_0 D-COHE=0 LeftWall_32
 65 : CHANGE DI1_164_167_L_0 D-ADHES=0 LeftWall_32
 66 : CHANGE DI2_165_168_L_0 U-COHE=1 LeftWall_32
 67 : CHANGE DI2_165_168_L_0 U-ADHES=0 LeftWall_32
 68 : CHANGE DI2_165_168_L_0 D-COHE=1 LeftWall_32
 69 : CHANGE DI2_165_168_L_0 D-ADHES=0 LeftWall_32
 70 : SETWALL LeftWall_32
 71 : GEOM 0 0
 72 : WATER -18 0 -15.5 0 0
 73 : ADD WallElement_33
 74 : ENDSTEP
 75 : STEP Stage2_183
 76 : SETWALL LeftWall_32
 77 : GEOM 0 -1
 78 : WATER -18 0 -15.5 0 0
 79 : ENDSTEP
 80 : STEP Stage3_283
 81 : SETWALL LeftWall_32
 82 : GEOM 0 -1
 83 : WATER -18 0 -15.5 0 0
 84 : ADD Tieback_175
 85 : ENDSTEP
 86 : STEP Stage4_383
 87 : SETWALL LeftWall_32
 88 : GEOM 0 -9.8
 89 : WATER -18 0 -15.5 0 0
 90 : ENDSTEP
 91 : STEP Stage5_744
 92 : SETWALL LeftWall_32
 93 : GEOM 0 -9.3
 94 : WATER -18 0 -15.5 0 0
 95 : ENDSTEP
 96 : STEP Stage6_2841
 97 : SETWALL LeftWall_32
 98 : GEOM 0 -9.3
 99 : WATER -18 0 -15.5 0 0
100 : CHANGE Rilevato_2_8_L_0 U-KAED=0.317 LeftWall_32
101 : CHANGE Rilevato_2_8_L_0 U-KAEW=0.3954 LeftWall_32
102 : CHANGE Rilevato_2_8_L_0 U-KPED=7.177 LeftWall_32
103 : CHANGE Rilevato_2_8_L_0 U-KPEW=6.569 LeftWall_32
104 : CHANGE Rilevato_2_8_L_0 D-KAED=0.2895 LeftWall_32
105 : CHANGE Rilevato_2_8_L_0 D-KAEW=0.3712 LeftWall_32
106 : CHANGE Rilevato_2_8_L_0 D-KPED=6.299 LeftWall_32
107 : CHANGE Rilevato_2_8_L_0 D-KPEW=5.671 LeftWall_32
108 : CHANGE DI1_164_167_L_0 U-KAED=0.4304 LeftWall_32
109 : CHANGE DI1_164_167_L_0 U-KAEW=0.6064 LeftWall_32
110 : CHANGE DI1_164_167_L_0 U-KPED=4.2 LeftWall_32
111 : CHANGE DI1_164_167_L_0 U-KPEW=3.43 LeftWall_32
112 : CHANGE DI1_164_167_L_0 D-KAED=0.391 LeftWall_32
113 : CHANGE DI1_164_167_L_0 D-KAEW=0.5799 LeftWall_32
114 : CHANGE DI1_164_167_L_0 D-KPED=3.679 LeftWall_32
115 : CHANGE DI1_164_167_L_0 D-KPEW=2.876 LeftWall_32
116 : CHANGE DI2_165_168_L_0 U-KAED=0.3848 LeftWall_32
117 : CHANGE DI2_165_168_L_0 U-KAEW=0.546 LeftWall_32
118 : CHANGE DI2_165_168_L_0 U-KPED=5.85 LeftWall_32
119 : CHANGE DI2_165_168_L_0 U-KPEW=5.039 LeftWall_32
120 : CHANGE DI2_165_168_L_0 D-KAED=0.3506 LeftWall_32
121 : CHANGE DI2_165_168_L_0 D-KAEW=0.5216 LeftWall_32
122 : CHANGE DI2_165_168_L_0 D-KPED=4.454 LeftWall_32
123 : CHANGE DI2_165_168_L_0 D-KPEW=3.565 LeftWall_32
124 : EQK 0.1203 0.06016 -0.06016 0 0.5 0 0.5 0 0
125 : WOOD 43.08 43.08 -9.3 0
126 : DLOAD step LeftWall_32 -9.3 2.617 0 2.617
127 : DLOAD step LeftWall_32 -9.3 0.6016 0 0.6016
128 : ADD WallElement_New_76649
129 : ENDSTEP
```

```
+-----------------------------------------------------------------------------------------------------------------------+
|                  PARATIEPLUS(TM)   NLS ENGINE RELEASE  2018.0    FULL VERSION  *Build date:Nov 13, 2017*              |
|                                                                                                                       |
|                                      NewProject.BaseDesignSection_28.Nominal_63                                       |
|                                 Exe Time : 4 September 2018 18:06:49                                                  |
+-----------------------------------------------------------------------------------------------------------------------+
N O D A L   P O I N T   D A T A
--------------------------------

NODE     Y-COORD     Z-COORD normal cos.

   1  0.0000      0.0000      1.0000
   2  0.0000    -0.20000      1.0000
   3  0.0000    -0.40000      1.0000
   4  0.0000    -0.60000      1.0000
   5  0.0000    -0.80000      1.0000
   6  0.0000     -1.0000      1.0000
   7  0.0000     -1.2000      1.0000
   8  0.0000     -1.4000      1.0000
   9  0.0000     -1.6000      1.0000
  10  0.0000     -1.8000      1.0000
  11  0.0000     -2.0000      1.0000
  12  0.0000     -2.2000      1.0000
  13  0.0000     -2.4000      1.0000
  14  0.0000     -2.6000      1.0000
  15  0.0000     -2.8000      1.0000
  16  0.0000     -3.0000      1.0000
  17  0.0000     -3.2000      1.0000
  18  0.0000     -3.4000      1.0000
  19  0.0000     -3.6000      1.0000
  20  0.0000     -3.8000      1.0000
  21  0.0000     -4.0000      1.0000
  22  0.0000     -4.2000      1.0000
  23  0.0000     -4.4000      1.0000
  24  0.0000     -4.6000      1.0000
  25  0.0000     -4.8000      1.0000
  26  0.0000     -5.0000      1.0000
  27  0.0000     -5.2000      1.0000
  28  0.0000     -5.4000      1.0000
  29  0.0000     -5.6000      1.0000
  30  0.0000     -5.8000      1.0000
  31  0.0000     -6.0000      1.0000
  32  0.0000     -6.2000      1.0000
  33  0.0000     -6.4000      1.0000
  34  0.0000     -6.6000      1.0000
  35  0.0000     -6.8000      1.0000
  36  0.0000     -7.0000      1.0000
  37  0.0000     -7.2000      1.0000
  38  0.0000     -7.4000      1.0000
  39  0.0000     -7.6000      1.0000
  40  0.0000     -7.8000      1.0000
  41  0.0000     -8.0000      1.0000
  42  0.0000     -8.2000      1.0000
  43  0.0000     -8.4000      1.0000
  44  0.0000     -8.6000      1.0000
  45  0.0000     -8.8000      1.0000
  46  0.0000     -9.0000      1.0000
  47  0.0000     -9.2000      1.0000
  48  0.0000     -9.3000      1.0000
  49  0.0000     -9.5000      1.0000
  50  0.0000     -9.7000      1.0000
  51  0.0000     -9.9000      1.0000
  52  0.0000     -10.100      1.0000
  53  0.0000     -10.300      1.0000
  54  0.0000     -10.500      1.0000
  55  0.0000     -10.700      1.0000
  56  0.0000     -10.900      1.0000
  57  0.0000     -11.100      1.0000
  58  0.0000     -11.300      1.0000
  59  0.0000     -11.500      1.0000
  60  0.0000     -11.700      1.0000
```

61	0.0000	-11.900	1.0000
62	0.0000	-12.100	1.0000
63	0.0000	-12.300	1.0000
64	0.0000	-12.500	1.0000
65	0.0000	-12.700	1.0000
66	0.0000	-12.900	1.0000
67	0.0000	-13.100	1.0000
68	0.0000	-13.300	1.0000
69	0.0000	-13.500	1.0000
70	0.0000	-13.700	1.0000
71	0.0000	-13.900	1.0000
72	0.0000	-14.100	1.0000
73	0.0000	-14.300	1.0000
74	0.0000	-14.500	1.0000
75	0.0000	-14.700	1.0000
76	0.0000	-14.900	1.0000
77	0.0000	-15.100	1.0000
78	0.0000	-15.300	1.0000
79	0.0000	-15.500	1.0000

```
+-----------------------------------------------------------------------------------------------------------------------+
|                   PARATIEPLUS(TM)   NLS ENGINE RELEASE  2018.0    FULL VERSION  *Build date:Nov 13, 2017*              |
|                                                                                                                       |
|                                       NewProject.BaseDesignSection_28.Nominal_63                                      |
|                                  Exe Time : 4 September 2018 18:06:49                                                 |
+-----------------------------------------------------------------------------------------------------------------------+
 ELEMENT GROUP NO.  1

0_L                                                                :
   5  79   0   1   0   0   0   0   0   0   0   0   0   0   0   3   0   0   0   0
....................................
..........2D PLASTIC SOIL ..........
....................................

element group behaviour throughout stage analysis

stage   status
-------------------
    1   active
    2   active
    3   active
    4   active
    5   active
    6   active

 material set no.    1

 prop( 1) angle              0.00000
 prop( 2) layer as foreseen  1.00000


 material set no.    2

 prop( 1) angle              0.00000
 prop( 2) layer as foreseen  2.00000


 material set no.    3

 prop( 1) angle              0.00000
 prop( 2) layer as foreseen  3.00000


 element data

   el    n  mat      area     .....     .....     .....      flag
-----------------------------------------------------------------

    1    1    2   0.1000     0.000     0.000     0.000     1.000
    2    2    2   0.2000     0.000     0.000     0.000     1.000
    3    3    2   0.2000     0.000     0.000     0.000     1.000
    4    4    2   0.2000     0.000     0.000     0.000     1.000
    5    5    2   0.2000     0.000     0.000     0.000     1.000
    6    6    2   0.2000     0.000     0.000     0.000     1.000
    7    7    2   0.2000     0.000     0.000     0.000     1.000
    8    8    2   0.2000     0.000     0.000     0.000     1.000
    9    9    2   0.2000     0.000     0.000     0.000     1.000
   10   10    2   0.2000     0.000     0.000     0.000     1.000
   11   11    2   0.2000     0.000     0.000     0.000     1.000
   12   12    2   0.2000     0.000     0.000     0.000     1.000
   13   13    2   0.2000     0.000     0.000     0.000     1.000
   14   14    2   0.2000     0.000     0.000     0.000     1.000
   15   15    2   0.2000     0.000     0.000     0.000     1.000
   16   16    2   0.2000     0.000     0.000     0.000     1.000
   17   17    2   0.2000     0.000     0.000     0.000     1.000
   18   18    2   0.2000     0.000     0.000     0.000     1.000
   19   19    2   0.2000     0.000     0.000     0.000     1.000
   20   20    2   0.2000     0.000     0.000     0.000     1.000
   21   21    2   0.2000     0.000     0.000     0.000     1.000
   22   22    2   0.2000     0.000     0.000     0.000     1.000
   23   23    2   0.2000     0.000     0.000     0.000     1.000
```

24	24	2	0.2000	0.000	0.000	0.000	1.000
25	25	2	0.2000	0.000	0.000	0.000	1.000
26	26	2	0.2000	0.000	0.000	0.000	1.000
27	27	3	0.2000	0.000	0.000	0.000	1.000
28	28	3	0.2000	0.000	0.000	0.000	1.000
29	29	3	0.2000	0.000	0.000	0.000	1.000
30	30	3	0.2000	0.000	0.000	0.000	1.000
31	31	3	0.2000	0.000	0.000	0.000	1.000
32	32	3	0.2000	0.000	0.000	0.000	1.000
33	33	3	0.2000	0.000	0.000	0.000	1.000
34	34	3	0.2000	0.000	0.000	0.000	1.000
35	35	3	0.2000	0.000	0.000	0.000	1.000
36	36	3	0.2000	0.000	0.000	0.000	1.000
37	37	3	0.2000	0.000	0.000	0.000	1.000
38	38	3	0.2000	0.000	0.000	0.000	1.000
39	39	3	0.2000	0.000	0.000	0.000	1.000
40	40	3	0.2000	0.000	0.000	0.000	1.000
41	41	3	0.2000	0.000	0.000	0.000	1.000
42	42	3	0.2000	0.000	0.000	0.000	1.000
43	43	3	0.2000	0.000	0.000	0.000	1.000
44	44	3	0.2000	0.000	0.000	0.000	1.000
45	45	3	0.2000	0.000	0.000	0.000	1.000
46	46	3	0.2000	0.000	0.000	0.000	1.000
47	47	3	0.1500	0.000	0.000	0.000	1.000
48	48	3	0.1500	0.000	0.000	0.000	1.000
49	49	3	0.2000	0.000	0.000	0.000	1.000
50	50	3	0.2000	0.000	0.000	0.000	1.000
51	51	3	0.2000	0.000	0.000	0.000	1.000
52	52	3	0.2000	0.000	0.000	0.000	1.000
53	53	3	0.2000	0.000	0.000	0.000	1.000
54	54	3	0.2000	0.000	0.000	0.000	1.000
55	55	3	0.2000	0.000	0.000	0.000	1.000
56	56	3	0.2000	0.000	0.000	0.000	1.000
57	57	3	0.2000	0.000	0.000	0.000	1.000
58	58	3	0.2000	0.000	0.000	0.000	1.000
59	59	3	0.2000	0.000	0.000	0.000	1.000
60	60	3	0.2000	0.000	0.000	0.000	1.000
61	61	3	0.2000	0.000	0.000	0.000	1.000
62	62	3	0.2000	0.000	0.000	0.000	1.000
63	63	3	0.2000	0.000	0.000	0.000	1.000
64	64	3	0.2000	0.000	0.000	0.000	1.000
65	65	3	0.2000	0.000	0.000	0.000	1.000
66	66	3	0.2000	0.000	0.000	0.000	1.000
67	67	3	0.2000	0.000	0.000	0.000	1.000
68	68	3	0.2000	0.000	0.000	0.000	1.000
69	69	3	0.2000	0.000	0.000	0.000	1.000
70	70	3	0.2000	0.000	0.000	0.000	1.000
71	71	3	0.2000	0.000	0.000	0.000	1.000
72	72	3	0.2000	0.000	0.000	0.000	1.000
73	73	3	0.2000	0.000	0.000	0.000	1.000
74	74	3	0.2000	0.000	0.000	0.000	1.000
75	75	3	0.2000	0.000	0.000	0.000	1.000
76	76	3	0.2000	0.000	0.000	0.000	1.000
77	77	3	0.2000	0.000	0.000	0.000	1.000
78	78	3	0.2000	0.000	0.000	0.000	1.000
79	79	3	0.1000	0.000	0.000	0.000	1.000

```
+---------------------------------------------------------------------------------------------------------------------+
|                   PARATIEPLUS(TM)   NLS ENGINE RELEASE  2018.0    FULL VERSION  *Build date:Nov 13, 2017*            |
|                                                                                                                     |
|                                     NewProject.BaseDesignSection_28.Nominal_63                                      |
|                                  Exe Time : 4 September 2018 18:06:49                                               |
+---------------------------------------------------------------------------------------------------------------------+
 ELEMENT GROUP NO.  2

0_R                                                    :
   5  79   0   1   0   0   0   0   0   0   0   0   0   0   0   3   0   0   0   0
.....................................
.........2D PLASTIC SOIL ..........
.....................................

element group behaviour throughout stage analysis

stage   status
------------------
    1   active
    2   active
    3   active
    4   active
    5   active
    6   active

 material set no.    1

 prop( 1) angle              180.000
 prop( 2) layer as foreseen  1.00000


 material set no.    2

 prop( 1) angle              180.000
 prop( 2) layer as foreseen  2.00000


 material set no.    3

 prop( 1) angle              180.000
 prop( 2) layer as foreseen  3.00000


 element data

   el    n  mat      area      .....     .....     .....      flag
-------------------------------------------------------------------

    1    1    2   0.1000     0.000     0.000     0.000     2.000
    2    2    2   0.2000     0.000     0.000     0.000     2.000
    3    3    2   0.2000     0.000     0.000     0.000     2.000
    4    4    2   0.2000     0.000     0.000     0.000     2.000
    5    5    2   0.2000     0.000     0.000     0.000     2.000
    6    6    2   0.2000     0.000     0.000     0.000     2.000
    7    7    2   0.2000     0.000     0.000     0.000     2.000
    8    8    2   0.2000     0.000     0.000     0.000     2.000
    9    9    2   0.2000     0.000     0.000     0.000     2.000
   10   10    2   0.2000     0.000     0.000     0.000     2.000
   11   11    2   0.2000     0.000     0.000     0.000     2.000
   12   12    2   0.2000     0.000     0.000     0.000     2.000
   13   13    2   0.2000     0.000     0.000     0.000     2.000
   14   14    2   0.2000     0.000     0.000     0.000     2.000
   15   15    2   0.2000     0.000     0.000     0.000     2.000
   16   16    2   0.2000     0.000     0.000     0.000     2.000
   17   17    2   0.2000     0.000     0.000     0.000     2.000
   18   18    2   0.2000     0.000     0.000     0.000     2.000
   19   19    2   0.2000     0.000     0.000     0.000     2.000
   20   20    2   0.2000     0.000     0.000     0.000     2.000
   21   21    2   0.2000     0.000     0.000     0.000     2.000
   22   22    2   0.2000     0.000     0.000     0.000     2.000
   23   23    2   0.2000     0.000     0.000     0.000     2.000
```

24	24	2	0.2000	0.000	0.000	0.000	2.000
25	25	2	0.2000	0.000	0.000	0.000	2.000
26	26	2	0.2000	0.000	0.000	0.000	2.000
27	27	3	0.2000	0.000	0.000	0.000	2.000
28	28	3	0.2000	0.000	0.000	0.000	2.000
29	29	3	0.2000	0.000	0.000	0.000	2.000
30	30	3	0.2000	0.000	0.000	0.000	2.000
31	31	3	0.2000	0.000	0.000	0.000	2.000
32	32	3	0.2000	0.000	0.000	0.000	2.000
33	33	3	0.2000	0.000	0.000	0.000	2.000
34	34	3	0.2000	0.000	0.000	0.000	2.000
35	35	3	0.2000	0.000	0.000	0.000	2.000
36	36	3	0.2000	0.000	0.000	0.000	2.000
37	37	3	0.2000	0.000	0.000	0.000	2.000
38	38	3	0.2000	0.000	0.000	0.000	2.000
39	39	3	0.2000	0.000	0.000	0.000	2.000
40	40	3	0.2000	0.000	0.000	0.000	2.000
41	41	3	0.2000	0.000	0.000	0.000	2.000
42	42	3	0.2000	0.000	0.000	0.000	2.000
43	43	3	0.2000	0.000	0.000	0.000	2.000
44	44	3	0.2000	0.000	0.000	0.000	2.000
45	45	3	0.2000	0.000	0.000	0.000	2.000
46	46	3	0.2000	0.000	0.000	0.000	2.000
47	47	3	0.1500	0.000	0.000	0.000	2.000
48	48	3	0.1500	0.000	0.000	0.000	2.000
49	49	3	0.2000	0.000	0.000	0.000	2.000
50	50	3	0.2000	0.000	0.000	0.000	2.000
51	51	3	0.2000	0.000	0.000	0.000	2.000
52	52	3	0.2000	0.000	0.000	0.000	2.000
53	53	3	0.2000	0.000	0.000	0.000	2.000
54	54	3	0.2000	0.000	0.000	0.000	2.000
55	55	3	0.2000	0.000	0.000	0.000	2.000
56	56	3	0.2000	0.000	0.000	0.000	2.000
57	57	3	0.2000	0.000	0.000	0.000	2.000
58	58	3	0.2000	0.000	0.000	0.000	2.000
59	59	3	0.2000	0.000	0.000	0.000	2.000
60	60	3	0.2000	0.000	0.000	0.000	2.000
61	61	3	0.2000	0.000	0.000	0.000	2.000
62	62	3	0.2000	0.000	0.000	0.000	2.000
63	63	3	0.2000	0.000	0.000	0.000	2.000
64	64	3	0.2000	0.000	0.000	0.000	2.000
65	65	3	0.2000	0.000	0.000	0.000	2.000
66	66	3	0.2000	0.000	0.000	0.000	2.000
67	67	3	0.2000	0.000	0.000	0.000	2.000
68	68	3	0.2000	0.000	0.000	0.000	2.000
69	69	3	0.2000	0.000	0.000	0.000	2.000
70	70	3	0.2000	0.000	0.000	0.000	2.000
71	71	3	0.2000	0.000	0.000	0.000	2.000
72	72	3	0.2000	0.000	0.000	0.000	2.000
73	73	3	0.2000	0.000	0.000	0.000	2.000
74	74	3	0.2000	0.000	0.000	0.000	2.000
75	75	3	0.2000	0.000	0.000	0.000	2.000
76	76	3	0.2000	0.000	0.000	0.000	2.000
77	77	3	0.2000	0.000	0.000	0.000	2.000
78	78	3	0.2000	0.000	0.000	0.000	2.000
79	79	3	0.1000	0.000	0.000	0.000	2.000

```
+-------------------------------------------------------------------------------------------------------------------------------+
|                   PARATIEPLUS(TM)   NLS ENGINE RELEASE  2018.0    FULL VERSION  *Build date:Nov 13, 2017*                     |
|                                                                                                                               |
|                                      NewProject.BaseDesignSection_28.Nominal_63                                               |
|                                   Exe Time : 4 September 2018 18:06:49                                                        |
+-------------------------------------------------------------------------------------------------------------------------------+
 ELEMENT GROUP NO.  3

WallElement_33                                                :
   2  78   0   1   0   0   0   0   0   0   0   0   0   0   0   1   0   0   1   0
.....................................
.........2D WALL ELEMENT...........
.....................................

element group behaviour throughout stage analysis

stage   status
------------------
    1   active
    2   active
    3   active
    4   active
    5   active
    6   active

 material set no.    1

 prop( 1) young modulus      0.314800E+08
 prop( 2) modification  time  0.00000
 prop( 3) new young modulus   0.00000
 prop( 4) poisson ratio       0.00000
 prop( 5) future ............0.294300E-43

 no. of step variable items:     1
 step  inertia multipier
--------------------------
    1   1.000
    2   1.000
    3   1.000
    4   1.000
    5   1.000
    6   1.000

 element data

   el   na   nb  mat      erc1      erc2     thick      by-i      by-j
-------------------------------------------------------------

    1    1    2    1    0.000     0.000    0.9794     0.000     0.000
    2    2    3    1    0.000     0.000    0.9794     0.000     0.000
    3    3    4    1    0.000     0.000    0.9794     0.000     0.000
    4    4    5    1    0.000     0.000    0.9794     0.000     0.000
    5    5    6    1    0.000     0.000    0.9794     0.000     0.000
    6    6    7    1    0.000     0.000    0.9794     0.000     0.000
    7    7    8    1    0.000     0.000    0.9794     0.000     0.000
    8    8    9    1    0.000     0.000    0.9794     0.000     0.000
    9    9   10    1    0.000     0.000    0.9794     0.000     0.000
   10   10   11    1    0.000     0.000    0.9794     0.000     0.000
   11   11   12    1    0.000     0.000    0.9794     0.000     0.000
   12   12   13    1    0.000     0.000    0.9794     0.000     0.000
   13   13   14    1    0.000     0.000    0.9794     0.000     0.000
   14   14   15    1    0.000     0.000    0.9794     0.000     0.000
   15   15   16    1    0.000     0.000    0.9794     0.000     0.000
   16   16   17    1    0.000     0.000    0.9794     0.000     0.000
   17   17   18    1    0.000     0.000    0.9794     0.000     0.000
   18   18   19    1    0.000     0.000    0.9794     0.000     0.000
   19   19   20    1    0.000     0.000    0.9794     0.000     0.000
   20   20   21    1    0.000     0.000    0.9794     0.000     0.000
   21   21   22    1    0.000     0.000    0.9794     0.000     0.000
   22   22   23    1    0.000     0.000    0.9794     0.000     0.000
   23   23   24    1    0.000     0.000    0.9794     0.000     0.000
```

24	24	25	1	0.000	0.000	0.9794	0.000	0.000
25	25	26	1	0.000	0.000	0.9794	0.000	0.000
26	26	27	1	0.000	0.000	0.9794	0.000	0.000
27	27	28	1	0.000	0.000	0.9794	0.000	0.000
28	28	29	1	0.000	0.000	0.9794	0.000	0.000
29	29	30	1	0.000	0.000	0.9794	0.000	0.000
30	30	31	1	0.000	0.000	0.9794	0.000	0.000
31	31	32	1	0.000	0.000	0.9794	0.000	0.000
32	32	33	1	0.000	0.000	0.9794	0.000	0.000
33	33	34	1	0.000	0.000	0.9794	0.000	0.000
34	34	35	1	0.000	0.000	0.9794	0.000	0.000
35	35	36	1	0.000	0.000	0.9794	0.000	0.000
36	36	37	1	0.000	0.000	0.9794	0.000	0.000
37	37	38	1	0.000	0.000	0.9794	0.000	0.000
38	38	39	1	0.000	0.000	0.9794	0.000	0.000
39	39	40	1	0.000	0.000	0.9794	0.000	0.000
40	40	41	1	0.000	0.000	0.9794	0.000	0.000
41	41	42	1	0.000	0.000	0.9794	0.000	0.000
42	42	43	1	0.000	0.000	0.9794	0.000	0.000
43	43	44	1	0.000	0.000	0.9794	0.000	0.000
44	44	45	1	0.000	0.000	0.9794	0.000	0.000
45	45	46	1	0.000	0.000	0.9794	0.000	0.000
46	46	47	1	0.000	0.000	0.9794	0.000	0.000
47	47	48	1	0.000	0.000	0.9794	0.000	0.000
48	48	49	1	0.000	0.000	0.9794	0.000	0.000
49	49	50	1	0.000	0.000	0.9794	0.000	0.000
50	50	51	1	0.000	0.000	0.9794	0.000	0.000
51	51	52	1	0.000	0.000	0.9794	0.000	0.000
52	52	53	1	0.000	0.000	0.9794	0.000	0.000
53	53	54	1	0.000	0.000	0.9794	0.000	0.000
54	54	55	1	0.000	0.000	0.9794	0.000	0.000
55	55	56	1	0.000	0.000	0.9794	0.000	0.000
56	56	57	1	0.000	0.000	0.9794	0.000	0.000
57	57	58	1	0.000	0.000	0.9794	0.000	0.000
58	58	59	1	0.000	0.000	0.9794	0.000	0.000
59	59	60	1	0.000	0.000	0.9794	0.000	0.000
60	60	61	1	0.000	0.000	0.9794	0.000	0.000
61	61	62	1	0.000	0.000	0.9794	0.000	0.000
62	62	63	1	0.000	0.000	0.9794	0.000	0.000
63	63	64	1	0.000	0.000	0.9794	0.000	0.000
64	64	65	1	0.000	0.000	0.9794	0.000	0.000
65	65	66	1	0.000	0.000	0.9794	0.000	0.000
66	66	67	1	0.000	0.000	0.9794	0.000	0.000
67	67	68	1	0.000	0.000	0.9794	0.000	0.000
68	68	69	1	0.000	0.000	0.9794	0.000	0.000
69	69	70	1	0.000	0.000	0.9794	0.000	0.000
70	70	71	1	0.000	0.000	0.9794	0.000	0.000
71	71	72	1	0.000	0.000	0.9794	0.000	0.000
72	72	73	1	0.000	0.000	0.9794	0.000	0.000
73	73	74	1	0.000	0.000	0.9794	0.000	0.000
74	74	75	1	0.000	0.000	0.9794	0.000	0.000
75	75	76	1	0.000	0.000	0.9794	0.000	0.000
76	76	77	1	0.000	0.000	0.9794	0.000	0.000
77	77	78	1	0.000	0.000	0.9794	0.000	0.000
78	78	79	1	0.000	0.000	0.9794	0.000	0.000

```
+-------------------------------------------------------------------------------------------------------------------------------+
|                   PARATIEPLUS(TM)   NLS ENGINE RELEASE  2018.0    FULL VERSION  *Build date:Nov 13, 2017*                     |
|                                                                                                                               |
|                                      NewProject.BaseDesignSection_28.Nominal_63                                               |
|                                   Exe Time : 4 September 2018 18:06:49                                                        |
+-------------------------------------------------------------------------------------------------------------------------------+
 ELEMENT GROUP NO.  4

WallElement_New_76649                                          :
   2  47   0   1   0   1   0   0   0   0   0   0   0   0   0   1   0   0   1   0
.....................................
.........2D WALL ELEMENT...........
.....................................
** REMARK: ELEMENTS IN THIS GROUP ARE CONNECTED TO SLAVE D.O.F.s **


element group behaviour throughout stage analysis

stage   status
------------------
    1  inactive
    2  inactive
    3  inactive
    4  inactive
    5  inactive
    6   active

 material set no.    1

 prop( 1) young modulus      0.299600E+08
 prop( 2) modification  time  0.00000
 prop( 3) new young modulus   0.00000
 prop( 4) poisson ratio       0.00000
 prop( 5) future ............ 0.00000

 no. of step variable items:     1
 step  inertia multipier
--------------------------
    1   1.000
    2   1.000
    3   1.000
    4   1.000
    5   1.000
    6   1.000

 element data

   el   na   nb  mat      erc1      erc2     thick      by-i      by-j
-------------------------------------------------------------

    1    1    2    1    0.000     0.000    0.2000     0.000     0.000
    2    2    3    1    0.000     0.000    0.2000     0.000     0.000
    3    3    4    1    0.000     0.000    0.2000     0.000     0.000
    4    4    5    1    0.000     0.000    0.2000     0.000     0.000
    5    5    6    1    0.000     0.000    0.2000     0.000     0.000
    6    6    7    1    0.000     0.000    0.2000     0.000     0.000
    7    7    8    1    0.000     0.000    0.2000     0.000     0.000
    8    8    9    1    0.000     0.000    0.2000     0.000     0.000
    9    9   10    1    0.000     0.000    0.2000     0.000     0.000
   10   10   11    1    0.000     0.000    0.2000     0.000     0.000
   11   11   12    1    0.000     0.000    0.2000     0.000     0.000
   12   12   13    1    0.000     0.000    0.2000     0.000     0.000
   13   13   14    1    0.000     0.000    0.2000     0.000     0.000
   14   14   15    1    0.000     0.000    0.2000     0.000     0.000
   15   15   16    1    0.000     0.000    0.2000     0.000     0.000
   16   16   17    1    0.000     0.000    0.2000     0.000     0.000
   17   17   18    1    0.000     0.000    0.2000     0.000     0.000
   18   18   19    1    0.000     0.000    0.2000     0.000     0.000
   19   19   20    1    0.000     0.000    0.2000     0.000     0.000
   20   20   21    1    0.000     0.000    0.2000     0.000     0.000
   21   21   22    1    0.000     0.000    0.2000     0.000     0.000
```

22	22	23	1	0.000	0.000	0.2000	0.000	0.000
23	23	24	1	0.000	0.000	0.2000	0.000	0.000
24	24	25	1	0.000	0.000	0.2000	0.000	0.000
25	25	26	1	0.000	0.000	0.2000	0.000	0.000
26	26	27	1	0.000	0.000	0.2000	0.000	0.000
27	27	28	1	0.000	0.000	0.2000	0.000	0.000
28	28	29	1	0.000	0.000	0.2000	0.000	0.000
29	29	30	1	0.000	0.000	0.2000	0.000	0.000
30	30	31	1	0.000	0.000	0.2000	0.000	0.000
31	31	32	1	0.000	0.000	0.2000	0.000	0.000
32	32	33	1	0.000	0.000	0.2000	0.000	0.000
33	33	34	1	0.000	0.000	0.2000	0.000	0.000
34	34	35	1	0.000	0.000	0.2000	0.000	0.000
35	35	36	1	0.000	0.000	0.2000	0.000	0.000
36	36	37	1	0.000	0.000	0.2000	0.000	0.000
37	37	38	1	0.000	0.000	0.2000	0.000	0.000
38	38	39	1	0.000	0.000	0.2000	0.000	0.000
39	39	40	1	0.000	0.000	0.2000	0.000	0.000
40	40	41	1	0.000	0.000	0.2000	0.000	0.000
41	41	42	1	0.000	0.000	0.2000	0.000	0.000
42	42	43	1	0.000	0.000	0.2000	0.000	0.000
43	43	44	1	0.000	0.000	0.2000	0.000	0.000
44	44	45	1	0.000	0.000	0.2000	0.000	0.000
45	45	46	1	0.000	0.000	0.2000	0.000	0.000
46	46	47	1	0.000	0.000	0.2000	0.000	0.000
47	47	48	1	0.000	0.000	0.2000	0.000	0.000

```
+-------------------------------------------------------------------------------------------------------------------------------+
|                   PARATIEPLUS(TM)   NLS ENGINE RELEASE  2018.0    FULL VERSION  *Build date:Nov 13, 2017*                    |
|                                                                                                                               |
|                                      NewProject.BaseDesignSection_28.Nominal_63                                               |
|                                   Exe Time : 4 September 2018 18:06:49                                                        |
+-------------------------------------------------------------------------------------------------------------------------------+
 ELEMENT GROUP NO.  5

Tieback_175                                                 :
   6   1   0   1   0   0   0   0   0   0   0   0   0   0   0   1   0   0   2   0
.....................................
.........2D POST-TENSION ANCHOR....
.....................................

element group behaviour throughout stage analysis

stage   status
------------------
    1  inactive
    2  inactive
    3   active
    4   active
    5   active
    6   active

 material set no.    1

 prop( 1) angle          30.0000
 prop( 2) young modulus 0.200100E+09
 prop( 3) modification  time  0.00000
 prop( 4) new young modulus   0.00000

 no. of step variable items:     2
 step   -ve lim     +ve lim
------------------------------
    1   0.000       0.000
    2   0.000       0.000
    3   0.000       0.000
    4   0.000       0.000
    5   0.000       0.000
    6   0.000       0.000

 element data

   el    n  mat       a/l     pinit    yieldc    yieldt
-----------------------------------------------------------

    1    1    1   0.7290E-05 138.5     0.000     0.000
```

```
+-------------------------------------------------------------------------------------------------------------------------+
|                   PARATIEPLUS(TM)   NLS ENGINE RELEASE  2018.0    FULL VERSION  *Build date:Nov 13, 2017*              |
|                                                                                                                         |
|                                      NewProject.BaseDesignSection_28.Nominal_63                                         |
|                                   Exe Time : 4 September 2018 18:06:49                                                  |
+-------------------------------------------------------------------------------------------------------------------------+


NO. OF NODAL LOADS  (NLOAD) ...................    0
NO. OF LOAD CURVES  (NLCUR) ...................   12
MAXIMUM POINTS/LCURVE (NPTM)...................    5
```

```
+-------------------------------------------------------------------------------------------------------------------------+
|                  PARATIEPLUS(TM)   NLS ENGINE RELEASE  2018.0    FULL VERSION  *Build date:Nov 13, 2017*              |
|                                                                                                                         |
|                                     NewProject.BaseDesignSection_28.Nominal_63                                          |
|                                  Exe Time : 4 September 2018 18:06:49                                                   |
+-------------------------------------------------------------------------------------------------------------------------+
L O A D     D A T A


    LOAD FUNCTION NUMBER   =    1
    NUMBER OF TIME POINTS  =    5

    TIME VALUE      FUNCTION

       0.00000    0.0000E+00
       0.80000    0.0000E+00
       1.00000    0.1000E+01
       1.20000    0.0000E+00
       7.00000    0.0000E+00


    LOAD FUNCTION NUMBER   =    2
    NUMBER OF TIME POINTS  =    5

    TIME VALUE      FUNCTION

       0.00000    0.0000E+00
       1.80000    0.0000E+00
       2.00000    0.1000E+01
       2.20000    0.0000E+00
       7.00000    0.0000E+00


    LOAD FUNCTION NUMBER   =    3
    NUMBER OF TIME POINTS  =    5

    TIME VALUE      FUNCTION

       0.00000    0.0000E+00
       2.80000    0.0000E+00
       3.00000    0.1000E+01
       3.20000    0.0000E+00
       7.00000    0.0000E+00


    LOAD FUNCTION NUMBER   =    4
    NUMBER OF TIME POINTS  =    5

    TIME VALUE      FUNCTION

       0.00000    0.0000E+00
       3.80000    0.0000E+00
       4.00000    0.1000E+01
       4.20000    0.0000E+00
       7.00000    0.0000E+00


    LOAD FUNCTION NUMBER   =    5
    NUMBER OF TIME POINTS  =    5

    TIME VALUE      FUNCTION

       0.00000    0.0000E+00
       4.80000    0.0000E+00
       5.00000    0.1000E+01
       5.20000    0.0000E+00
```

```
   7.00000    0.0000E+00


LOAD FUNCTION NUMBER   =    6
NUMBER OF TIME POINTS  =    5

TIME VALUE      FUNCTION

   0.00000    0.0000E+00
   5.80000    0.0000E+00
   6.00000    0.1000E+01
   6.20000    0.0000E+00
   7.00000    0.0000E+00


LOAD FUNCTION NUMBER   =    7
NUMBER OF TIME POINTS  =    4

TIME VALUE      FUNCTION

   0.00000    0.0000E+00
   0.80000    0.0000E+00
   1.00000    0.1000E+01
   7.00000    0.1000E+01


LOAD FUNCTION NUMBER   =    8
NUMBER OF TIME POINTS  =    4

TIME VALUE      FUNCTION

   0.00000    0.0000E+00
   1.80000    0.0000E+00
   2.00000    0.1000E+01
   7.00000    0.1000E+01


LOAD FUNCTION NUMBER   =    9
NUMBER OF TIME POINTS  =    4

TIME VALUE      FUNCTION

   0.00000    0.0000E+00
   2.80000    0.0000E+00
   3.00000    0.1000E+01
   7.00000    0.1000E+01


LOAD FUNCTION NUMBER   =   10
NUMBER OF TIME POINTS  =    4

TIME VALUE      FUNCTION

   0.00000    0.0000E+00
   3.80000    0.0000E+00
   4.00000    0.1000E+01
   7.00000    0.1000E+01


LOAD FUNCTION NUMBER   =   11
NUMBER OF TIME POINTS  =    4

TIME VALUE      FUNCTION

   0.00000    0.0000E+00
   4.80000    0.0000E+00
   5.00000    0.1000E+01
   7.00000    0.1000E+01
```

```
     LOAD FUNCTION NUMBER   =   12
     NUMBER OF TIME POINTS  =    4

     TIME VALUE      FUNCTION

        0.00000    0.0000E+00
        5.80000    0.0000E+00
        6.00000    0.1000E+01
        7.00000    0.1000E+01


 PROCESSING DISTRIBUTED LOADS CARD NO.    1
  AT Y-COORD  0.000     Z-COORD -9.300     PRESSURE  2.617
                        Z-COORD  0.000     PRESSURE  2.617
  L.CURVE        6

 NO. OF GENERATED NODAL FORCES    48
 NODE          Z-LVL               FORCE /  NODE          Z-LVL               FORCE /  NODE          Z-LVL
FORCE /

   48     -.9300E+01       0.1308552E+00 /    47     -.9200E+01       0.3925552E+00 /    46     -.9000E+01
0.5234000E+00 /
   45     -.8800E+01       0.5233987E+00 /    44     -.8600E+01       0.5233987E+00 /    43     -.8400E+01
0.5234000E+00 /
   42     -.8200E+01       0.5234000E+00 /    41     -.8000E+01       0.5234000E+00 /    40     -.7800E+01
0.5234000E+00 /
   39     -.7600E+01       0.5234000E+00 /    38     -.7400E+01       0.5234000E+00 /    37     -.7200E+01
0.5233987E+00 /
   36     -.7000E+01       0.5233987E+00 /    35     -.6800E+01       0.5234000E+00 /    34     -.6600E+01
0.5234000E+00 /
   33     -.6400E+01       0.5234000E+00 /    32     -.6200E+01       0.5233987E+00 /    31     -.6000E+01
0.5233987E+00 /
   30     -.5800E+01       0.5234000E+00 /    29     -.5600E+01       0.5234000E+00 /    28     -.5400E+01
0.5234000E+00 /
   27     -.5200E+01       0.5233987E+00 /    26     -.5000E+01       0.5233987E+00 /    25     -.4800E+01
0.5234000E+00 /
   24     -.4600E+01       0.5234000E+00 /    23     -.4400E+01       0.5234000E+00 /    22     -.4200E+01
0.5234000E+00 /
   21     -.4000E+01       0.5233987E+00 /    20     -.3800E+01       0.5233987E+00 /    19     -.3600E+01
0.5234000E+00 /
   18     -.3400E+01       0.5234000E+00 /    17     -.3200E+01       0.5234013E+00 /    16     -.3000E+01
0.5234013E+00 /
   15     -.2800E+01       0.5234000E+00 /    14     -.2600E+01       0.5234000E+00 /    13     -.2400E+01
0.5234000E+00 /
   12     -.2200E+01       0.5234000E+00 /    11     -.2000E+01       0.5234000E+00 /    10     -.1800E+01
0.5234000E+00 /
    9     -.1600E+01       0.5234000E+00 /     8     -.1400E+01       0.5234000E+00 /     7     -.1200E+01
0.5234000E+00 /
    6     -.1000E+01       0.5234000E+00 /     5     -.8000E+00       0.5234000E+00 /     4     -.6000E+00
0.5234000E+00 /
    3     -.4000E+00       0.5234000E+00 /     2     -.2000E+00       0.5234000E+00 /     1     0.0000E+00
0.2617000E+00 /

  OVERALL APPLIED Y FORCE FOR CURRENT DISTRIBUTED LOAD               24.338


 PROCESSING DISTRIBUTED LOADS CARD NO.    2
  AT Y-COORD  0.000     Z-COORD -9.300     PRESSURE 0.6016
                        Z-COORD  0.000     PRESSURE 0.6016
  L.CURVE        6

 NO. OF GENERATED NODAL FORCES    48
 NODE          Z-LVL               FORCE /  NODE          Z-LVL               FORCE /  NODE          Z-LVL
FORCE /

   48     -.9300E+01       0.3008120E-01 /    47     -.9200E+01       0.9024120E-01 /    46     -.9000E+01
0.1203200E+00 /
   45     -.8800E+01       0.1203197E+00 /    44     -.8600E+01       0.1203197E+00 /    43     -.8400E+01
0.1203200E+00 /
   42     -.8200E+01       0.1203200E+00 /    41     -.8000E+01       0.1203200E+00 /    40     -.7800E+01
```

```
0.1203200E+00 /
   39     -.7600E+01       0.1203200E+00 /    38     -.7400E+01       0.1203200E+00 /    37     -.7200E+01
0.1203197E+00 /
   36     -.7000E+01       0.1203197E+00 /    35     -.6800E+01       0.1203200E+00 /    34     -.6600E+01
0.1203200E+00 /
   33     -.6400E+01       0.1203200E+00 /    32     -.6200E+01       0.1203197E+00 /    31     -.6000E+01
0.1203197E+00 /
   30     -.5800E+01       0.1203200E+00 /    29     -.5600E+01       0.1203200E+00 /    28     -.5400E+01
0.1203200E+00 /
   27     -.5200E+01       0.1203197E+00 /    26     -.5000E+01       0.1203197E+00 /    25     -.4800E+01
0.1203200E+00 /
   24     -.4600E+01       0.1203200E+00 /    23     -.4400E+01       0.1203200E+00 /    22     -.4200E+01
0.1203200E+00 /
   21     -.4000E+01       0.1203197E+00 /    20     -.3800E+01       0.1203197E+00 /    19     -.3600E+01
0.1203200E+00 /
   18     -.3400E+01       0.1203200E+00 /    17     -.3200E+01       0.1203203E+00 /    16     -.3000E+01
0.1203203E+00 /
   15     -.2800E+01       0.1203200E+00 /    14     -.2600E+01       0.1203200E+00 /    13     -.2400E+01
0.1203200E+00 /
   12     -.2200E+01       0.1203200E+00 /    11     -.2000E+01       0.1203200E+00 /    10     -.1800E+01
0.1203200E+00 /
    9     -.1600E+01       0.1203200E+00 /     8     -.1400E+01       0.1203200E+00 /     7     -.1200E+01
0.1203200E+00 /
    6     -.1000E+01       0.1203200E+00 /     5     -.8000E+00       0.1203200E+00 /     4     -.6000E+00
0.1203200E+00 /
    3     -.4000E+00       0.1203200E+00 /     2     -.2000E+00       0.1203200E+00 /     1     0.0000E+00       0.6016000E-
01 /

  OVERALL APPLIED Y FORCE FOR CURRENT DISTRIBUTED LOAD               5.5949


 NO. OF DISTRIBUTED LOAD CARDS     2
```

```
+-------------------------------------------------------------------------------------------------------------------------+
|                   PARATIEPLUS(TM)   NLS ENGINE RELEASE  2018.0    FULL VERSION  *Build date:Nov 13, 2017*               |
|                                                                                                                         |
|                                      NewProject.BaseDesignSection_28.Nominal_63                                         |
|                                   Exe Time : 4 September 2018 18:06:49                                                  |
+-------------------------------------------------------------------------------------------------------------------------+
L O A D     B A L A N C E

STEP     1 TOTAL APPLIED LOAD IN DIR.  2  Y-DISPL.F       0.0000000
STEP     1 TOTAL APPLIED LOAD IN DIR.  4   X-ROT. F       0.0000000
STEP     1 TOTAL APPLIED LOAD IN DIR.  8  Y-DISPL.S       0.0000000
STEP     1 TOTAL APPLIED LOAD IN DIR. 10   X-ROT. S       0.0000000
STEP     1 TOTAL APPLIED LOAD IN DIR. 14  Y-FORCE         0.0000000

STEP     2 TOTAL APPLIED LOAD IN DIR.  2  Y-DISPL.F       0.0000000
STEP     2 TOTAL APPLIED LOAD IN DIR.  4   X-ROT. F       0.0000000
STEP     2 TOTAL APPLIED LOAD IN DIR.  8  Y-DISPL.S       0.0000000
STEP     2 TOTAL APPLIED LOAD IN DIR. 10   X-ROT. S       0.0000000
STEP     2 TOTAL APPLIED LOAD IN DIR. 14  Y-FORCE         0.0000000

STEP     3 TOTAL APPLIED LOAD IN DIR.  2  Y-DISPL.F       0.0000000
STEP     3 TOTAL APPLIED LOAD IN DIR.  4   X-ROT. F       0.0000000
STEP     3 TOTAL APPLIED LOAD IN DIR.  8  Y-DISPL.S       0.0000000
STEP     3 TOTAL APPLIED LOAD IN DIR. 10   X-ROT. S       0.0000000
STEP     3 TOTAL APPLIED LOAD IN DIR. 14  Y-FORCE         0.0000000

STEP     4 TOTAL APPLIED LOAD IN DIR.  2  Y-DISPL.F       0.0000000
STEP     4 TOTAL APPLIED LOAD IN DIR.  4   X-ROT. F       0.0000000
STEP     4 TOTAL APPLIED LOAD IN DIR.  8  Y-DISPL.S       0.0000000
STEP     4 TOTAL APPLIED LOAD IN DIR. 10   X-ROT. S       0.0000000
STEP     4 TOTAL APPLIED LOAD IN DIR. 14  Y-FORCE         0.0000000

STEP     5 TOTAL APPLIED LOAD IN DIR.  2  Y-DISPL.F       0.0000000
STEP     5 TOTAL APPLIED LOAD IN DIR.  4   X-ROT. F       0.0000000
STEP     5 TOTAL APPLIED LOAD IN DIR.  8  Y-DISPL.S       0.0000000
STEP     5 TOTAL APPLIED LOAD IN DIR. 10   X-ROT. S       0.0000000
STEP     5 TOTAL APPLIED LOAD IN DIR. 14  Y-FORCE         0.0000000

STEP     6 TOTAL APPLIED LOAD IN DIR.  2  Y-DISPL.F       29.932980
STEP     6 TOTAL APPLIED LOAD IN DIR.  4   X-ROT. F       0.0000000
STEP     6 TOTAL APPLIED LOAD IN DIR.  8  Y-DISPL.S       0.0000000
STEP     6 TOTAL APPLIED LOAD IN DIR. 10   X-ROT. S       0.0000000
STEP     6 TOTAL APPLIED LOAD IN DIR. 14  Y-FORCE         0.0000000


                    LOAD INPUT SECTION COMPLETED
```

```
+-------------------------------------------------------------------------------------------------------------------------+
|                   PARATIEPLUS(TM)   NLS ENGINE RELEASE  2018.0    FULL VERSION  *Build date:Nov 13, 2017*              |
|                                                                                                                         |
|                                      NewProject.BaseDesignSection_28.Nominal_63                                         |
|                                   Exe Time : 4 September 2018 18:06:49                                                  |
+-------------------------------------------------------------------------------------------------------------------------+


NO. OF LAYERS ..............................    3
NO. OF DATA PER LAYER.......................  100
```

```
+-------------------------------------------------------------------------------------------------------------------------+
|                   PARATIEPLUS(TM)   NLS ENGINE RELEASE  2018.0    FULL VERSION  *Build date:Nov 13, 2017*              |
|                                                                                                                         |
|                                      NewProject.BaseDesignSection_28.Nominal_63                                         |
|                                  Exe Time : 4 September 2018 18:06:49                                                   |
+-------------------------------------------------------------------------------------------------------------------------+

LAYER DESCRIPTORS FOR STEP NO.    1


 NON ZERO LAYER DESCRIPTORS FOR LAYER NO.    1 FOR STEP NO.    1

ITEM NO.   1<NAME    >=  16.000     (BOTH WALLS)
ITEM NO.   2<NATURE  >=  1.0000     (BOTH WALLS)
ITEM NO.   3<LEVEL   >=  3.0000     (BOTH WALLS)
ITEM NO.   4<WALL    >=  1.0000     (BOTH WALLS)
ITEM NO.   5<GAMMAD  >=  19.000     (BOTH WALLS)
ITEM NO.   6<GAMMAB  >=  10.000     (BOTH WALLS)
ITEM NO.   7<GAMMAW  >=  10.000     (BOTH WALLS)
ITEM NO.   9<U-FRICT >=  38.000     (BOTH WALLS)
ITEM NO.  10<U-KA    >= 0.23800     WALL NO.        1
ITEM NO.  11<U-KP    >=  7.2320     WALL NO.        1
ITEM NO.  12<K0-NC   >= 0.50000     (BOTH WALLS)
ITEM NO.  13<NEXP    >= 0.50000     (BOTH WALLS)
ITEM NO.  14<OCR     >=  1.0000     (BOTH WALLS)
ITEM NO.  16<MODEL   >=  1.0000     (BOTH WALLS)
ITEM NO.  17<EVC     >=  15000.     (BOTH WALLS)
ITEM NO.  18<EUR     >=  45000.     (BOTH WALLS)
ITEM NO.  27<U-PERM  >= 0.10000E-03 (BOTH WALLS)
ITEM NO.  52<D-NATURE>=  1.0000     (BOTH WALLS)
ITEM NO.  53<D-LEVEL >=  0.0000     (BOTH WALLS)
ITEM NO.  59<D-FRICT >=  38.000     (BOTH WALLS)
ITEM NO.  60<D-KA    >= 0.23800     WALL NO.        1
ITEM NO.  61<D-KP    >=  7.2320     WALL NO.        1
ITEM NO.  77<D-PERM  >= 0.10000E-03 (BOTH WALLS)

 NON ZERO LAYER DESCRIPTORS FOR LAYER NO.    2 FOR STEP NO.    1

ITEM NO.   1<NAME    >=  17.000     (BOTH WALLS)
ITEM NO.   2<NATURE  >=  1.0000     (BOTH WALLS)
ITEM NO.   3<LEVEL   >=  0.0000     (BOTH WALLS)
ITEM NO.   4<WALL    >=  1.0000     (BOTH WALLS)
ITEM NO.   5<GAMMAD  >=  16.000     (BOTH WALLS)
ITEM NO.   6<GAMMAB  >=  6.0000     (BOTH WALLS)
ITEM NO.   7<GAMMAW  >=  10.000     (BOTH WALLS)
ITEM NO.   9<U-FRICT >=  30.000     (BOTH WALLS)
ITEM NO.  10<U-KA    >= 0.33300     WALL NO.        1
ITEM NO.  11<U-KP    >=  4.2880     WALL NO.        1
ITEM NO.  12<K0-NC   >= 0.50000     (BOTH WALLS)
ITEM NO.  13<NEXP    >= 0.50000     (BOTH WALLS)
ITEM NO.  14<OCR     >=  1.0000     (BOTH WALLS)
ITEM NO.  16<MODEL   >=  1.0000     (BOTH WALLS)
ITEM NO.  17<EVC     >=  30000.     (BOTH WALLS)
ITEM NO.  18<EUR     >=  48000.     (BOTH WALLS)
ITEM NO.  27<U-PERM  >= 0.10000E-04 (BOTH WALLS)
ITEM NO.  52<D-NATURE>=  1.0000     (BOTH WALLS)
ITEM NO.  53<D-LEVEL >=  0.0000     (BOTH WALLS)
ITEM NO.  59<D-FRICT >=  30.000     (BOTH WALLS)
ITEM NO.  60<D-KA    >= 0.33300     WALL NO.        1
ITEM NO.  61<D-KP    >=  4.2880     WALL NO.        1
ITEM NO.  77<D-PERM  >= 0.10000E-04 (BOTH WALLS)

 NON ZERO LAYER DESCRIPTORS FOR LAYER NO.    3 FOR STEP NO.    1

ITEM NO.   1<NAME    >=  18.000     (BOTH WALLS)
ITEM NO.   2<NATURE  >=  1.0000     (BOTH WALLS)
ITEM NO.   3<LEVEL   >= -5.0000     (BOTH WALLS)
ITEM NO.   4<WALL    >=  1.0000     (BOTH WALLS)
ITEM NO.   5<GAMMAD  >=  16.000     (BOTH WALLS)
ITEM NO.   6<GAMMAB  >=  6.0000     (BOTH WALLS)
ITEM NO.   7<GAMMAW  >=  10.000     (BOTH WALLS)
```

```
ITEM NO.   8<U-COHE  >=  1.0000     (BOTH WALLS)
ITEM NO.   9<U-FRICT >=  33.000     (BOTH WALLS)
ITEM NO.  10<U-KA    >= 0.29500     WALL NO.        1
ITEM NO.  11<U-KP    >=  5.8490     WALL NO.        1
ITEM NO.  12<K0-NC   >= 0.50000     (BOTH WALLS)
ITEM NO.  13<NEXP    >= 0.50000     (BOTH WALLS)
ITEM NO.  14<OCR     >=  1.0000     (BOTH WALLS)
ITEM NO.  16<MODEL   >=  1.0000     (BOTH WALLS)
ITEM NO.  17<EVC     >=  68000.     (BOTH WALLS)
ITEM NO.  18<EUR     >= 0.10880E+06 (BOTH WALLS)
ITEM NO.  27<U-PERM  >= 0.10000E-04 (BOTH WALLS)
ITEM NO.  52<D-NATURE>=  1.0000     (BOTH WALLS)
ITEM NO.  53<D-LEVEL >=  0.0000     (BOTH WALLS)
ITEM NO.  58<D-COHE  >=  1.0000     (BOTH WALLS)
ITEM NO.  59<D-FRICT >=  33.000     (BOTH WALLS)
ITEM NO.  60<D-KA    >= 0.29500     WALL NO.        1
ITEM NO.  61<D-KP    >=  5.1600     WALL NO.        1
ITEM NO.  77<D-PERM  >= 0.10000E-04 (BOTH WALLS)

LAYER DESCRIPTORS FOR STEP NO.    2


 NON ZERO LAYER DESCRIPTORS FOR LAYER NO.    1 FOR STEP NO.    2

ITEM NO.   1<NAME    >=  16.000     (BOTH WALLS)
ITEM NO.   2<NATURE  >=  1.0000     (BOTH WALLS)
ITEM NO.   3<LEVEL   >=  3.0000     (BOTH WALLS)
ITEM NO.   4<WALL    >=  1.0000     (BOTH WALLS)
ITEM NO.   5<GAMMAD  >=  19.000     (BOTH WALLS)
ITEM NO.   6<GAMMAB  >=  10.000     (BOTH WALLS)
ITEM NO.   7<GAMMAW  >=  10.000     (BOTH WALLS)
ITEM NO.   9<U-FRICT >=  38.000     (BOTH WALLS)
ITEM NO.  10<U-KA    >= 0.23800     WALL NO.        1
ITEM NO.  11<U-KP    >=  7.2320     WALL NO.        1
ITEM NO.  12<K0-NC   >= 0.50000     (BOTH WALLS)
ITEM NO.  13<NEXP    >= 0.50000     (BOTH WALLS)
ITEM NO.  14<OCR     >=  1.0000     (BOTH WALLS)
ITEM NO.  16<MODEL   >=  1.0000     (BOTH WALLS)
ITEM NO.  17<EVC     >=  15000.     (BOTH WALLS)
ITEM NO.  18<EUR     >=  45000.     (BOTH WALLS)
ITEM NO.  27<U-PERM  >= 0.10000E-03 (BOTH WALLS)
ITEM NO.  52<D-NATURE>=  1.0000     (BOTH WALLS)
ITEM NO.  53<D-LEVEL >=  0.0000     (BOTH WALLS)
ITEM NO.  59<D-FRICT >=  38.000     (BOTH WALLS)
ITEM NO.  60<D-KA    >= 0.23800     WALL NO.        1
ITEM NO.  61<D-KP    >=  7.2320     WALL NO.        1
ITEM NO.  77<D-PERM  >= 0.10000E-03 (BOTH WALLS)

 NON ZERO LAYER DESCRIPTORS FOR LAYER NO.    2 FOR STEP NO.    2

ITEM NO.   1<NAME    >=  17.000     (BOTH WALLS)
ITEM NO.   2<NATURE  >=  1.0000     (BOTH WALLS)
ITEM NO.   3<LEVEL   >=  0.0000     (BOTH WALLS)
ITEM NO.   4<WALL    >=  1.0000     (BOTH WALLS)
ITEM NO.   5<GAMMAD  >=  16.000     (BOTH WALLS)
ITEM NO.   6<GAMMAB  >=  6.0000     (BOTH WALLS)
ITEM NO.   7<GAMMAW  >=  10.000     (BOTH WALLS)
ITEM NO.   9<U-FRICT >=  30.000     (BOTH WALLS)
ITEM NO.  10<U-KA    >= 0.33300     WALL NO.        1
ITEM NO.  11<U-KP    >=  4.2880     WALL NO.        1
ITEM NO.  12<K0-NC   >= 0.50000     (BOTH WALLS)
ITEM NO.  13<NEXP    >= 0.50000     (BOTH WALLS)
ITEM NO.  14<OCR     >=  1.0000     (BOTH WALLS)
ITEM NO.  16<MODEL   >=  1.0000     (BOTH WALLS)
ITEM NO.  17<EVC     >=  30000.     (BOTH WALLS)
ITEM NO.  18<EUR     >=  48000.     (BOTH WALLS)
ITEM NO.  27<U-PERM  >= 0.10000E-04 (BOTH WALLS)
ITEM NO.  52<D-NATURE>=  1.0000     (BOTH WALLS)
ITEM NO.  53<D-LEVEL >=  0.0000     (BOTH WALLS)
ITEM NO.  59<D-FRICT >=  30.000     (BOTH WALLS)
ITEM NO.  60<D-KA    >= 0.33300     WALL NO.        1
ITEM NO.  61<D-KP    >=  4.2880     WALL NO.        1
ITEM NO.  77<D-PERM  >= 0.10000E-04 (BOTH WALLS)
```

```
 NON ZERO LAYER DESCRIPTORS FOR LAYER NO.    3 FOR STEP NO.    2

ITEM NO.   1<NAME    >=  18.000     (BOTH WALLS)
ITEM NO.   2<NATURE  >=  1.0000     (BOTH WALLS)
ITEM NO.   3<LEVEL   >= -5.0000     (BOTH WALLS)
ITEM NO.   4<WALL    >=  1.0000     (BOTH WALLS)
ITEM NO.   5<GAMMAD  >=  16.000     (BOTH WALLS)
ITEM NO.   6<GAMMAB  >=  6.0000     (BOTH WALLS)
ITEM NO.   7<GAMMAW  >=  10.000     (BOTH WALLS)
ITEM NO.   8<U-COHE  >=  1.0000     (BOTH WALLS)
ITEM NO.   9<U-FRICT >=  33.000     (BOTH WALLS)
ITEM NO.  10<U-KA    >= 0.29500     WALL NO.        1
ITEM NO.  11<U-KP    >=  5.8490     WALL NO.        1
ITEM NO.  12<K0-NC   >= 0.50000     (BOTH WALLS)
ITEM NO.  13<NEXP    >= 0.50000     (BOTH WALLS)
ITEM NO.  14<OCR     >=  1.0000     (BOTH WALLS)
ITEM NO.  16<MODEL   >=  1.0000     (BOTH WALLS)
ITEM NO.  17<EVC     >=  68000.     (BOTH WALLS)
ITEM NO.  18<EUR     >= 0.10880E+06 (BOTH WALLS)
ITEM NO.  27<U-PERM  >= 0.10000E-04 (BOTH WALLS)
ITEM NO.  52<D-NATURE>=  1.0000     (BOTH WALLS)
ITEM NO.  53<D-LEVEL >=  0.0000     (BOTH WALLS)
ITEM NO.  58<D-COHE  >=  1.0000     (BOTH WALLS)
ITEM NO.  59<D-FRICT >=  33.000     (BOTH WALLS)
ITEM NO.  60<D-KA    >= 0.29500     WALL NO.        1
ITEM NO.  61<D-KP    >=  5.1600     WALL NO.        1
ITEM NO.  77<D-PERM  >= 0.10000E-04 (BOTH WALLS)

LAYER DESCRIPTORS FOR STEP NO.    3


 NON ZERO LAYER DESCRIPTORS FOR LAYER NO.    1 FOR STEP NO.    3

ITEM NO.   1<NAME    >=  16.000     (BOTH WALLS)
ITEM NO.   2<NATURE  >=  1.0000     (BOTH WALLS)
ITEM NO.   3<LEVEL   >=  3.0000     (BOTH WALLS)
ITEM NO.   4<WALL    >=  1.0000     (BOTH WALLS)
ITEM NO.   5<GAMMAD  >=  19.000     (BOTH WALLS)
ITEM NO.   6<GAMMAB  >=  10.000     (BOTH WALLS)
ITEM NO.   7<GAMMAW  >=  10.000     (BOTH WALLS)
ITEM NO.   9<U-FRICT >=  38.000     (BOTH WALLS)
ITEM NO.  10<U-KA    >= 0.23800     WALL NO.        1
ITEM NO.  11<U-KP    >=  7.2320     WALL NO.        1
ITEM NO.  12<K0-NC   >= 0.50000     (BOTH WALLS)
ITEM NO.  13<NEXP    >= 0.50000     (BOTH WALLS)
ITEM NO.  14<OCR     >=  1.0000     (BOTH WALLS)
ITEM NO.  16<MODEL   >=  1.0000     (BOTH WALLS)
ITEM NO.  17<EVC     >=  15000.     (BOTH WALLS)
ITEM NO.  18<EUR     >=  45000.     (BOTH WALLS)
ITEM NO.  27<U-PERM  >= 0.10000E-03 (BOTH WALLS)
ITEM NO.  52<D-NATURE>=  1.0000     (BOTH WALLS)
ITEM NO.  53<D-LEVEL >=  0.0000     (BOTH WALLS)
ITEM NO.  59<D-FRICT >=  38.000     (BOTH WALLS)
ITEM NO.  60<D-KA    >= 0.23800     WALL NO.        1
ITEM NO.  61<D-KP    >=  7.2320     WALL NO.        1
ITEM NO.  77<D-PERM  >= 0.10000E-03 (BOTH WALLS)

 NON ZERO LAYER DESCRIPTORS FOR LAYER NO.    2 FOR STEP NO.    3

ITEM NO.   1<NAME    >=  17.000     (BOTH WALLS)
ITEM NO.   2<NATURE  >=  1.0000     (BOTH WALLS)
ITEM NO.   3<LEVEL   >=  0.0000     (BOTH WALLS)
ITEM NO.   4<WALL    >=  1.0000     (BOTH WALLS)
ITEM NO.   5<GAMMAD  >=  16.000     (BOTH WALLS)
ITEM NO.   6<GAMMAB  >=  6.0000     (BOTH WALLS)
ITEM NO.   7<GAMMAW  >=  10.000     (BOTH WALLS)
ITEM NO.   9<U-FRICT >=  30.000     (BOTH WALLS)
ITEM NO.  10<U-KA    >= 0.33300     WALL NO.        1
ITEM NO.  11<U-KP    >=  4.2880     WALL NO.        1
ITEM NO.  12<K0-NC   >= 0.50000     (BOTH WALLS)
ITEM NO.  13<NEXP    >= 0.50000     (BOTH WALLS)
ITEM NO.  14<OCR     >=  1.0000     (BOTH WALLS)
ITEM NO.  16<MODEL   >=  1.0000     (BOTH WALLS)
ITEM NO.  17<EVC     >=  30000.     (BOTH WALLS)
```

```
ITEM NO.  18<EUR     >=  48000.     (BOTH WALLS)
ITEM NO.  27<U-PERM  >= 0.10000E-04 (BOTH WALLS)
ITEM NO.  52<D-NATURE>=  1.0000     (BOTH WALLS)
ITEM NO.  53<D-LEVEL >=  0.0000     (BOTH WALLS)
ITEM NO.  59<D-FRICT >=  30.000     (BOTH WALLS)
ITEM NO.  60<D-KA    >= 0.33300     WALL NO.        1
ITEM NO.  61<D-KP    >=  4.2880     WALL NO.        1
ITEM NO.  77<D-PERM  >= 0.10000E-04 (BOTH WALLS)

 NON ZERO LAYER DESCRIPTORS FOR LAYER NO.    3 FOR STEP NO.    3

ITEM NO.   1<NAME    >=  18.000     (BOTH WALLS)
ITEM NO.   2<NATURE  >=  1.0000     (BOTH WALLS)
ITEM NO.   3<LEVEL   >= -5.0000     (BOTH WALLS)
ITEM NO.   4<WALL    >=  1.0000     (BOTH WALLS)
ITEM NO.   5<GAMMAD  >=  16.000     (BOTH WALLS)
ITEM NO.   6<GAMMAB  >=  6.0000     (BOTH WALLS)
ITEM NO.   7<GAMMAW  >=  10.000     (BOTH WALLS)
ITEM NO.   8<U-COHE  >=  1.0000     (BOTH WALLS)
ITEM NO.   9<U-FRICT >=  33.000     (BOTH WALLS)
ITEM NO.  10<U-KA    >= 0.29500     WALL NO.        1
ITEM NO.  11<U-KP    >=  5.8490     WALL NO.        1
ITEM NO.  12<K0-NC   >= 0.50000     (BOTH WALLS)
ITEM NO.  13<NEXP    >= 0.50000     (BOTH WALLS)
ITEM NO.  14<OCR     >=  1.0000     (BOTH WALLS)
ITEM NO.  16<MODEL   >=  1.0000     (BOTH WALLS)
ITEM NO.  17<EVC     >=  68000.     (BOTH WALLS)
ITEM NO.  18<EUR     >= 0.10880E+06 (BOTH WALLS)
ITEM NO.  27<U-PERM  >= 0.10000E-04 (BOTH WALLS)
ITEM NO.  52<D-NATURE>=  1.0000     (BOTH WALLS)
ITEM NO.  53<D-LEVEL >=  0.0000     (BOTH WALLS)
ITEM NO.  58<D-COHE  >=  1.0000     (BOTH WALLS)
ITEM NO.  59<D-FRICT >=  33.000     (BOTH WALLS)
ITEM NO.  60<D-KA    >= 0.29500     WALL NO.        1
ITEM NO.  61<D-KP    >=  5.1600     WALL NO.        1
ITEM NO.  77<D-PERM  >= 0.10000E-04 (BOTH WALLS)

LAYER DESCRIPTORS FOR STEP NO.    4


 NON ZERO LAYER DESCRIPTORS FOR LAYER NO.    1 FOR STEP NO.    4

ITEM NO.   1<NAME    >=  16.000     (BOTH WALLS)
ITEM NO.   2<NATURE  >=  1.0000     (BOTH WALLS)
ITEM NO.   3<LEVEL   >=  3.0000     (BOTH WALLS)
ITEM NO.   4<WALL    >=  1.0000     (BOTH WALLS)
ITEM NO.   5<GAMMAD  >=  19.000     (BOTH WALLS)
ITEM NO.   6<GAMMAB  >=  10.000     (BOTH WALLS)
ITEM NO.   7<GAMMAW  >=  10.000     (BOTH WALLS)
ITEM NO.   9<U-FRICT >=  38.000     (BOTH WALLS)
ITEM NO.  10<U-KA    >= 0.23800     WALL NO.        1
ITEM NO.  11<U-KP    >=  7.2320     WALL NO.        1
ITEM NO.  12<K0-NC   >= 0.50000     (BOTH WALLS)
ITEM NO.  13<NEXP    >= 0.50000     (BOTH WALLS)
ITEM NO.  14<OCR     >=  1.0000     (BOTH WALLS)
ITEM NO.  16<MODEL   >=  1.0000     (BOTH WALLS)
ITEM NO.  17<EVC     >=  15000.     (BOTH WALLS)
ITEM NO.  18<EUR     >=  45000.     (BOTH WALLS)
ITEM NO.  27<U-PERM  >= 0.10000E-03 (BOTH WALLS)
ITEM NO.  52<D-NATURE>=  1.0000     (BOTH WALLS)
ITEM NO.  53<D-LEVEL >=  0.0000     (BOTH WALLS)
ITEM NO.  59<D-FRICT >=  38.000     (BOTH WALLS)
ITEM NO.  60<D-KA    >= 0.23800     WALL NO.        1
ITEM NO.  61<D-KP    >=  7.2320     WALL NO.        1
ITEM NO.  77<D-PERM  >= 0.10000E-03 (BOTH WALLS)

 NON ZERO LAYER DESCRIPTORS FOR LAYER NO.    2 FOR STEP NO.    4

ITEM NO.   1<NAME    >=  17.000     (BOTH WALLS)
ITEM NO.   2<NATURE  >=  1.0000     (BOTH WALLS)
ITEM NO.   3<LEVEL   >=  0.0000     (BOTH WALLS)
ITEM NO.   4<WALL    >=  1.0000     (BOTH WALLS)
ITEM NO.   5<GAMMAD  >=  16.000     (BOTH WALLS)
ITEM NO.   6<GAMMAB  >=  6.0000     (BOTH WALLS)
```

```
ITEM NO.   7<GAMMAW  >=  10.000     (BOTH WALLS)
ITEM NO.   9<U-FRICT >=  30.000     (BOTH WALLS)
ITEM NO.  10<U-KA    >= 0.33300     WALL NO.        1
ITEM NO.  11<U-KP    >=  4.2880     WALL NO.        1
ITEM NO.  12<K0-NC   >= 0.50000     (BOTH WALLS)
ITEM NO.  13<NEXP    >= 0.50000     (BOTH WALLS)
ITEM NO.  14<OCR     >=  1.0000     (BOTH WALLS)
ITEM NO.  16<MODEL   >=  1.0000     (BOTH WALLS)
ITEM NO.  17<EVC     >=  30000.     (BOTH WALLS)
ITEM NO.  18<EUR     >=  48000.     (BOTH WALLS)
ITEM NO.  27<U-PERM  >= 0.10000E-04 (BOTH WALLS)
ITEM NO.  52<D-NATURE>=  1.0000     (BOTH WALLS)
ITEM NO.  53<D-LEVEL >=  0.0000     (BOTH WALLS)
ITEM NO.  59<D-FRICT >=  30.000     (BOTH WALLS)
ITEM NO.  60<D-KA    >= 0.33300     WALL NO.        1
ITEM NO.  61<D-KP    >=  4.2880     WALL NO.        1
ITEM NO.  77<D-PERM  >= 0.10000E-04 (BOTH WALLS)

 NON ZERO LAYER DESCRIPTORS FOR LAYER NO.    3 FOR STEP NO.    4

ITEM NO.   1<NAME    >=  18.000     (BOTH WALLS)
ITEM NO.   2<NATURE  >=  1.0000     (BOTH WALLS)
ITEM NO.   3<LEVEL   >= -5.0000     (BOTH WALLS)
ITEM NO.   4<WALL    >=  1.0000     (BOTH WALLS)
ITEM NO.   5<GAMMAD  >=  16.000     (BOTH WALLS)
ITEM NO.   6<GAMMAB  >=  6.0000     (BOTH WALLS)
ITEM NO.   7<GAMMAW  >=  10.000     (BOTH WALLS)
ITEM NO.   8<U-COHE  >=  1.0000     (BOTH WALLS)
ITEM NO.   9<U-FRICT >=  33.000     (BOTH WALLS)
ITEM NO.  10<U-KA    >= 0.29500     WALL NO.        1
ITEM NO.  11<U-KP    >=  5.8490     WALL NO.        1
ITEM NO.  12<K0-NC   >= 0.50000     (BOTH WALLS)
ITEM NO.  13<NEXP    >= 0.50000     (BOTH WALLS)
ITEM NO.  14<OCR     >=  1.0000     (BOTH WALLS)
ITEM NO.  16<MODEL   >=  1.0000     (BOTH WALLS)
ITEM NO.  17<EVC     >=  68000.     (BOTH WALLS)
ITEM NO.  18<EUR     >= 0.10880E+06 (BOTH WALLS)
ITEM NO.  27<U-PERM  >= 0.10000E-04 (BOTH WALLS)
ITEM NO.  52<D-NATURE>=  1.0000     (BOTH WALLS)
ITEM NO.  53<D-LEVEL >=  0.0000     (BOTH WALLS)
ITEM NO.  58<D-COHE  >=  1.0000     (BOTH WALLS)
ITEM NO.  59<D-FRICT >=  33.000     (BOTH WALLS)
ITEM NO.  60<D-KA    >= 0.29500     WALL NO.        1
ITEM NO.  61<D-KP    >=  5.1600     WALL NO.        1
ITEM NO.  77<D-PERM  >= 0.10000E-04 (BOTH WALLS)

LAYER DESCRIPTORS FOR STEP NO.    5

 NON ZERO LAYER DESCRIPTORS FOR LAYER NO.    1 FOR STEP NO.    5

ITEM NO.   1<NAME    >=  16.000     (BOTH WALLS)
ITEM NO.   2<NATURE  >=  1.0000     (BOTH WALLS)
ITEM NO.   3<LEVEL   >=  3.0000     (BOTH WALLS)
ITEM NO.   4<WALL    >=  1.0000     (BOTH WALLS)
ITEM NO.   5<GAMMAD  >=  19.000     (BOTH WALLS)
ITEM NO.   6<GAMMAB  >=  10.000     (BOTH WALLS)
ITEM NO.   7<GAMMAW  >=  10.000     (BOTH WALLS)
ITEM NO.   9<U-FRICT >=  38.000     (BOTH WALLS)
ITEM NO.  10<U-KA    >= 0.23800     WALL NO.        1
ITEM NO.  11<U-KP    >=  7.2320     WALL NO.        1
ITEM NO.  12<K0-NC   >= 0.50000     (BOTH WALLS)
ITEM NO.  13<NEXP    >= 0.50000     (BOTH WALLS)
ITEM NO.  14<OCR     >=  1.0000     (BOTH WALLS)
ITEM NO.  16<MODEL   >=  1.0000     (BOTH WALLS)
ITEM NO.  17<EVC     >=  15000.     (BOTH WALLS)
ITEM NO.  18<EUR     >=  45000.     (BOTH WALLS)
ITEM NO.  27<U-PERM  >= 0.10000E-03 (BOTH WALLS)
ITEM NO.  52<D-NATURE>=  1.0000     (BOTH WALLS)
ITEM NO.  53<D-LEVEL >=  0.0000     (BOTH WALLS)
ITEM NO.  59<D-FRICT >=  38.000     (BOTH WALLS)
ITEM NO.  60<D-KA    >= 0.23800     WALL NO.        1
ITEM NO.  61<D-KP    >=  7.2320     WALL NO.        1
ITEM NO.  77<D-PERM  >= 0.10000E-03 (BOTH WALLS)
```

```
 NON ZERO LAYER DESCRIPTORS FOR LAYER NO.    2 FOR STEP NO.    5

ITEM NO.   1<NAME    >=  17.000     (BOTH WALLS)
ITEM NO.   2<NATURE  >=  1.0000     (BOTH WALLS)
ITEM NO.   3<LEVEL   >=  0.0000     (BOTH WALLS)
ITEM NO.   4<WALL    >=  1.0000     (BOTH WALLS)
ITEM NO.   5<GAMMAD  >=  16.000     (BOTH WALLS)
ITEM NO.   6<GAMMAB  >=  6.0000     (BOTH WALLS)
ITEM NO.   7<GAMMAW  >=  10.000     (BOTH WALLS)
ITEM NO.   9<U-FRICT >=  30.000     (BOTH WALLS)
ITEM NO.  10<U-KA    >= 0.33300     WALL NO.        1
ITEM NO.  11<U-KP    >=  4.2880     WALL NO.        1
ITEM NO.  12<K0-NC   >= 0.50000     (BOTH WALLS)
ITEM NO.  13<NEXP    >= 0.50000     (BOTH WALLS)
ITEM NO.  14<OCR     >=  1.0000     (BOTH WALLS)
ITEM NO.  16<MODEL   >=  1.0000     (BOTH WALLS)
ITEM NO.  17<EVC     >=  30000.     (BOTH WALLS)
ITEM NO.  18<EUR     >=  48000.     (BOTH WALLS)
ITEM NO.  27<U-PERM  >= 0.10000E-04 (BOTH WALLS)
ITEM NO.  52<D-NATURE>=  1.0000     (BOTH WALLS)
ITEM NO.  53<D-LEVEL >=  0.0000     (BOTH WALLS)
ITEM NO.  59<D-FRICT >=  30.000     (BOTH WALLS)
ITEM NO.  60<D-KA    >= 0.33300     WALL NO.        1
ITEM NO.  61<D-KP    >=  4.2880     WALL NO.        1
ITEM NO.  77<D-PERM  >= 0.10000E-04 (BOTH WALLS)

 NON ZERO LAYER DESCRIPTORS FOR LAYER NO.    3 FOR STEP NO.    5

ITEM NO.   1<NAME    >=  18.000     (BOTH WALLS)
ITEM NO.   2<NATURE  >=  1.0000     (BOTH WALLS)
ITEM NO.   3<LEVEL   >= -5.0000     (BOTH WALLS)
ITEM NO.   4<WALL    >=  1.0000     (BOTH WALLS)
ITEM NO.   5<GAMMAD  >=  16.000     (BOTH WALLS)
ITEM NO.   6<GAMMAB  >=  6.0000     (BOTH WALLS)
ITEM NO.   7<GAMMAW  >=  10.000     (BOTH WALLS)
ITEM NO.   8<U-COHE  >=  1.0000     (BOTH WALLS)
ITEM NO.   9<U-FRICT >=  33.000     (BOTH WALLS)
ITEM NO.  10<U-KA    >= 0.29500     WALL NO.        1
ITEM NO.  11<U-KP    >=  5.8490     WALL NO.        1
ITEM NO.  12<K0-NC   >= 0.50000     (BOTH WALLS)
ITEM NO.  13<NEXP    >= 0.50000     (BOTH WALLS)
ITEM NO.  14<OCR     >=  1.0000     (BOTH WALLS)
ITEM NO.  16<MODEL   >=  1.0000     (BOTH WALLS)
ITEM NO.  17<EVC     >=  68000.     (BOTH WALLS)
ITEM NO.  18<EUR     >= 0.10880E+06 (BOTH WALLS)
ITEM NO.  27<U-PERM  >= 0.10000E-04 (BOTH WALLS)
ITEM NO.  52<D-NATURE>=  1.0000     (BOTH WALLS)
ITEM NO.  53<D-LEVEL >=  0.0000     (BOTH WALLS)
ITEM NO.  58<D-COHE  >=  1.0000     (BOTH WALLS)
ITEM NO.  59<D-FRICT >=  33.000     (BOTH WALLS)
ITEM NO.  60<D-KA    >= 0.29500     WALL NO.        1
ITEM NO.  61<D-KP    >=  5.1600     WALL NO.        1
ITEM NO.  77<D-PERM  >= 0.10000E-04 (BOTH WALLS)

LAYER DESCRIPTORS FOR STEP NO.    6

 NON ZERO LAYER DESCRIPTORS FOR LAYER NO.    1 FOR STEP NO.    6

ITEM NO.   1<NAME    >=  16.000     (BOTH WALLS)
ITEM NO.   2<NATURE  >=  1.0000     (BOTH WALLS)
ITEM NO.   3<LEVEL   >=  3.0000     (BOTH WALLS)
ITEM NO.   4<WALL    >=  1.0000     (BOTH WALLS)
ITEM NO.   5<GAMMAD  >=  19.000     (BOTH WALLS)
ITEM NO.   6<GAMMAB  >=  10.000     (BOTH WALLS)
ITEM NO.   7<GAMMAW  >=  10.000     (BOTH WALLS)
ITEM NO.   9<U-FRICT >=  38.000     (BOTH WALLS)
ITEM NO.  10<U-KA    >= 0.23800     WALL NO.        1
ITEM NO.  11<U-KP    >=  7.2320     WALL NO.        1
ITEM NO.  12<K0-NC   >= 0.50000     (BOTH WALLS)
ITEM NO.  13<NEXP    >= 0.50000     (BOTH WALLS)
ITEM NO.  14<OCR     >=  1.0000     (BOTH WALLS)
ITEM NO.  16<MODEL   >=  1.0000     (BOTH WALLS)
```

```
ITEM NO.  17<EVC     >=  15000.     (BOTH WALLS)
ITEM NO.  18<EUR     >=  45000.     (BOTH WALLS)
ITEM NO.  27<U-PERM  >= 0.10000E-03 (BOTH WALLS)
ITEM NO.  45<U-KAED  >= 0.31700     WALL NO.        1
ITEM NO.  46<U-KAEW  >= 0.39540     WALL NO.        1
ITEM NO.  47<U-KPED  >=  7.1770     WALL NO.        1
ITEM NO.  48<U-KPEW  >=  6.5690     WALL NO.        1
ITEM NO.  52<D-NATURE>=  1.0000     (BOTH WALLS)
ITEM NO.  53<D-LEVEL >=  0.0000     (BOTH WALLS)
ITEM NO.  59<D-FRICT >=  38.000     (BOTH WALLS)
ITEM NO.  60<D-KA    >= 0.23800     WALL NO.        1
ITEM NO.  61<D-KP    >=  7.2320     WALL NO.        1
ITEM NO.  77<D-PERM  >= 0.10000E-03 (BOTH WALLS)
ITEM NO.  95<D-KAED  >= 0.28950     WALL NO.        1
ITEM NO.  96<D-KAEW  >= 0.37120     WALL NO.        1
ITEM NO.  97<D-KPED  >=  6.2990     WALL NO.        1
ITEM NO.  98<D-KPEW  >=  5.6710     WALL NO.        1

 NON ZERO LAYER DESCRIPTORS FOR LAYER NO.    2 FOR STEP NO.    6

ITEM NO.   1<NAME    >=  17.000     (BOTH WALLS)
ITEM NO.   2<NATURE  >=  1.0000     (BOTH WALLS)
ITEM NO.   3<LEVEL   >=  0.0000     (BOTH WALLS)
ITEM NO.   4<WALL    >=  1.0000     (BOTH WALLS)
ITEM NO.   5<GAMMAD  >=  16.000     (BOTH WALLS)
ITEM NO.   6<GAMMAB  >=  6.0000     (BOTH WALLS)
ITEM NO.   7<GAMMAW  >=  10.000     (BOTH WALLS)
ITEM NO.   9<U-FRICT >=  30.000     (BOTH WALLS)
ITEM NO.  10<U-KA    >= 0.33300     WALL NO.        1
ITEM NO.  11<U-KP    >=  4.2880     WALL NO.        1
ITEM NO.  12<K0-NC   >= 0.50000     (BOTH WALLS)
ITEM NO.  13<NEXP    >= 0.50000     (BOTH WALLS)
ITEM NO.  14<OCR     >=  1.0000     (BOTH WALLS)
ITEM NO.  16<MODEL   >=  1.0000     (BOTH WALLS)
ITEM NO.  17<EVC     >=  30000.     (BOTH WALLS)
ITEM NO.  18<EUR     >=  48000.     (BOTH WALLS)
ITEM NO.  27<U-PERM  >= 0.10000E-04 (BOTH WALLS)
ITEM NO.  45<U-KAED  >= 0.43040     WALL NO.        1
ITEM NO.  46<U-KAEW  >= 0.60640     WALL NO.        1
ITEM NO.  47<U-KPED  >=  4.2000     WALL NO.        1
ITEM NO.  48<U-KPEW  >=  3.4300     WALL NO.        1
ITEM NO.  52<D-NATURE>=  1.0000     (BOTH WALLS)
ITEM NO.  53<D-LEVEL >=  0.0000     (BOTH WALLS)
ITEM NO.  59<D-FRICT >=  30.000     (BOTH WALLS)
ITEM NO.  60<D-KA    >= 0.33300     WALL NO.        1
ITEM NO.  61<D-KP    >=  4.2880     WALL NO.        1
ITEM NO.  77<D-PERM  >= 0.10000E-04 (BOTH WALLS)
ITEM NO.  95<D-KAED  >= 0.39100     WALL NO.        1
ITEM NO.  96<D-KAEW  >= 0.57990     WALL NO.        1
ITEM NO.  97<D-KPED  >=  3.6790     WALL NO.        1
ITEM NO.  98<D-KPEW  >=  2.8760     WALL NO.        1

 NON ZERO LAYER DESCRIPTORS FOR LAYER NO.    3 FOR STEP NO.    6

ITEM NO.   1<NAME    >=  18.000     (BOTH WALLS)
ITEM NO.   2<NATURE  >=  1.0000     (BOTH WALLS)
ITEM NO.   3<LEVEL   >= -5.0000     (BOTH WALLS)
ITEM NO.   4<WALL    >=  1.0000     (BOTH WALLS)
ITEM NO.   5<GAMMAD  >=  16.000     (BOTH WALLS)
ITEM NO.   6<GAMMAB  >=  6.0000     (BOTH WALLS)
ITEM NO.   7<GAMMAW  >=  10.000     (BOTH WALLS)
ITEM NO.   8<U-COHE  >=  1.0000     (BOTH WALLS)
ITEM NO.   9<U-FRICT >=  33.000     (BOTH WALLS)
ITEM NO.  10<U-KA    >= 0.29500     WALL NO.        1
ITEM NO.  11<U-KP    >=  5.8490     WALL NO.        1
ITEM NO.  12<K0-NC   >= 0.50000     (BOTH WALLS)
ITEM NO.  13<NEXP    >= 0.50000     (BOTH WALLS)
ITEM NO.  14<OCR     >=  1.0000     (BOTH WALLS)
ITEM NO.  16<MODEL   >=  1.0000     (BOTH WALLS)
ITEM NO.  17<EVC     >=  68000.     (BOTH WALLS)
ITEM NO.  18<EUR     >= 0.10880E+06 (BOTH WALLS)
ITEM NO.  27<U-PERM  >= 0.10000E-04 (BOTH WALLS)
ITEM NO.  45<U-KAED  >= 0.38480     WALL NO.        1
ITEM NO.  46<U-KAEW  >= 0.54600     WALL NO.        1
```

```
ITEM NO.  47<U-KPED  >=  5.8500     WALL NO.        1
ITEM NO.  48<U-KPEW  >=  5.0390     WALL NO.        1
ITEM NO.  52<D-NATURE>=  1.0000     (BOTH WALLS)
ITEM NO.  53<D-LEVEL >=  0.0000     (BOTH WALLS)
ITEM NO.  58<D-COHE  >=  1.0000     (BOTH WALLS)
ITEM NO.  59<D-FRICT >=  33.000     (BOTH WALLS)
ITEM NO.  60<D-KA    >= 0.29500     WALL NO.        1
ITEM NO.  61<D-KP    >=  5.1600     WALL NO.        1
ITEM NO.  77<D-PERM  >= 0.10000E-04 (BOTH WALLS)
ITEM NO.  95<D-KAED  >= 0.35060     WALL NO.        1
ITEM NO.  96<D-KAEW  >= 0.52160     WALL NO.        1
ITEM NO.  97<D-KPED  >=  4.4540     WALL NO.        1
ITEM NO.  98<D-KPEW  >=  3.5650     WALL NO.        1


DEFAULT WATER UNIT WEIGHT =  10.000
AVERAGED ON    18 VALUES
```

```
+-----------------------------------------------------------------------------------------------------------------------+
|                   PARATIEPLUS(TM)   NLS ENGINE RELEASE  2018.0    FULL VERSION  *Build date:Nov 13, 2017*              |
|                                                                                                                       |
|                                       NewProject.BaseDesignSection_28.Nominal_63                                      |
|                                  Exe Time : 4 September 2018 18:06:49                                                 |
+-----------------------------------------------------------------------------------------------------------------------+

PHASE DESCRIPTORS


STEP  NO.     1
                                        LEFT WALL    RIGHT WALL
Y                                        0.000       -0.9990E+30
Z-PC                                     0.000         0.000
Z-EXCAVATION                             0.000         0.000
Z-WATER_TABLE                           -18.00       -0.9990E+30
Q_AT_THE_FREE_FIELD_LEVEL                0.000         0.000
ZQ                                       0.000         0.000
DZW_OF_THE_WATER_TABLE                   0.000         0.000
QS_ON_THE_EXCAVATION_SIDE                0.000         0.000
ZQS                                     -0.9990E+30   -0.9990E+30
ZCUT                                     0.000         0.000
BALANCE LEVEL FOR PORE PRESSURES        -15.50        -15.50
WATER_BEHAVIOUR_FLAG (LINING OPT)        0.000         0.000
PORE_UPDATE_FLAG                         0.000         0.000
PORE_TAB. _FLAG (gt.0= use tabs)         0.000         0.000
lateral thrusts reduction elevatio       0.000         0.000
Downhill reduction factor for effe       0.000         0.000
Downhill reduction factor for pore       0.000         0.000
Uphill reduction factor for effect       0.000         0.000
Uphill reduction factor for pore p       0.000         0.000
SEISMIC HORIZONTAL ACCEL. Kh [g]         0.000         0.000
UPHILL VERTICAL ACCEL.  Kv_uh [g]        0.000         0.000
DOWNHILL VERTICAL ACCEL.Kv_dh [g]        0.000         0.000
UPHILL BETA ANGLE (SLOPE) [deg]          0.000         0.000
UPHILL DELTA/PHI RATIO                   0.000         0.000
DOWNHILL BETA ANGLE (SLOPE) [deg]        0.000         0.000
DOWNHILL DELTA/PHI RATIO                 0.000         0.000
DYN.WATER BEHAVIOUR                      0.000         0.000
Excess pore pressure RATIO Ru            0.000         0.000
SEISMIC PRESSURE LOWER VALUE             0.000         0.000
SEISMIC PRESSURE UPPER VALUE             0.000         0.000
SEISMIC PRESSURE LOWER LEVEL             0.000         0.000
SEISMIC PRESSURE UPPER LEVEL             0.000         0.000

=========================================================================================================end of step    1


STEP  NO.     2
                                        LEFT WALL    RIGHT WALL
Y                                        0.000       -0.9990E+30
Z-PC                                     0.000         0.000
Z-EXCAVATION                            -1.000         0.000
Z-WATER_TABLE                           -18.00       -0.9990E+30
Q_AT_THE_FREE_FIELD_LEVEL                0.000         0.000
ZQ                                       0.000         0.000
DZW_OF_THE_WATER_TABLE                   0.000         0.000
QS_ON_THE_EXCAVATION_SIDE                0.000         0.000
ZQS                                     -0.9990E+30   -0.9990E+30
ZCUT                                     0.000         0.000
BALANCE LEVEL FOR PORE PRESSURES        -15.50        -15.50
WATER_BEHAVIOUR_FLAG (LINING OPT)        0.000         0.000
PORE_UPDATE_FLAG                         0.000         0.000
PORE_TAB. _FLAG (gt.0= use tabs)         0.000         0.000
lateral thrusts reduction elevatio       0.000         0.000
Downhill reduction factor for effe       0.000         0.000
Downhill reduction factor for pore       0.000         0.000
Uphill reduction factor for effect       0.000         0.000
Uphill reduction factor for pore p       0.000         0.000
SEISMIC HORIZONTAL ACCEL. Kh [g]         0.000         0.000
UPHILL VERTICAL ACCEL.  Kv_uh [g]        0.000         0.000
```

DOWNHILL VERTICAL ACCEL.Kv_dh [g]	0.000	0.000
UPHILL BETA ANGLE (SLOPE) [deg]	0.000	0.000
UPHILL DELTA/PHI RATIO	0.000	0.000
DOWNHILL BETA ANGLE (SLOPE) [deg]	0.000	0.000
DOWNHILL DELTA/PHI RATIO	0.000	0.000
DYN.WATER BEHAVIOUR	0.000	0.000
Excess pore pressure RATIO Ru	0.000	0.000
SEISMIC PRESSURE LOWER VALUE	0.000	0.000
SEISMIC PRESSURE UPPER VALUE	0.000	0.000
SEISMIC PRESSURE LOWER LEVEL	0.000	0.000
SEISMIC PRESSURE UPPER LEVEL	0.000	0.000

==========end of step 2

STEP NO. 3

	LEFT WALL	RIGHT WALL
Y	0.000	-0.9990E+30
Z-PC	0.000	0.000
Z-EXCAVATION	-1.000	0.000
Z-WATER_TABLE	-18.00	-0.9990E+30
Q_AT_THE_FREE_FIELD_LEVEL	0.000	0.000
ZQ	0.000	0.000
DZW_OF_THE_WATER_TABLE	0.000	0.000
QS_ON_THE_EXCAVATION_SIDE	0.000	0.000
ZQS	-0.9990E+30	-0.9990E+30
ZCUT	0.000	0.000
BALANCE LEVEL FOR PORE PRESSURES	-15.50	-15.50
WATER_BEHAVIOUR_FLAG (LINING OPT)	0.000	0.000
PORE_UPDATE_FLAG	0.000	0.000
PORE_TAB. _FLAG (gt.0= use tabs)	0.000	0.000
lateral thrusts reduction elevatio	0.000	0.000
Downhill reduction factor for effe	0.000	0.000
Downhill reduction factor for pore	0.000	0.000
Uphill reduction factor for effect	0.000	0.000
Uphill reduction factor for pore p	0.000	0.000
SEISMIC HORIZONTAL ACCEL. Kh [g]	0.000	0.000
UPHILL VERTICAL ACCEL. Kv_uh [g]	0.000	0.000
DOWNHILL VERTICAL ACCEL.Kv_dh [g]	0.000	0.000
UPHILL BETA ANGLE (SLOPE) [deg]	0.000	0.000
UPHILL DELTA/PHI RATIO	0.000	0.000
DOWNHILL BETA ANGLE (SLOPE) [deg]	0.000	0.000
DOWNHILL DELTA/PHI RATIO	0.000	0.000
DYN.WATER BEHAVIOUR	0.000	0.000
Excess pore pressure RATIO Ru	0.000	0.000
SEISMIC PRESSURE LOWER VALUE	0.000	0.000
SEISMIC PRESSURE UPPER VALUE	0.000	0.000
SEISMIC PRESSURE LOWER LEVEL	0.000	0.000
SEISMIC PRESSURE UPPER LEVEL	0.000	0.000

==========end of step 3

STEP NO. 4

	LEFT WALL	RIGHT WALL
Y	0.000	-0.9990E+30
Z-PC	0.000	0.000
Z-EXCAVATION	-9.800	0.000
Z-WATER_TABLE	-18.00	-0.9990E+30
Q_AT_THE_FREE_FIELD_LEVEL	0.000	0.000
ZQ	0.000	0.000
DZW_OF_THE_WATER_TABLE	0.000	0.000
QS_ON_THE_EXCAVATION_SIDE	0.000	0.000
ZQS	-0.9990E+30	-0.9990E+30
ZCUT	0.000	0.000
BALANCE LEVEL FOR PORE PRESSURES	-15.50	-15.50
WATER_BEHAVIOUR_FLAG (LINING OPT)	0.000	0.000
PORE_UPDATE_FLAG	0.000	0.000
PORE_TAB. _FLAG (gt.0= use tabs)	0.000	0.000
lateral thrusts reduction elevatio	0.000	0.000
Downhill reduction factor for effe	0.000	0.000
Downhill reduction factor for pore	0.000	0.000
Uphill reduction factor for effect	0.000	0.000
Uphill reduction factor for pore p	0.000	0.000

SEISMIC HORIZONTAL ACCEL. Kh [g]	0.000	0.000
UPHILL VERTICAL ACCEL. Kv_uh [g]	0.000	0.000
DOWNHILL VERTICAL ACCEL.Kv_dh [g]	0.000	0.000
UPHILL BETA ANGLE (SLOPE) [deg]	0.000	0.000
UPHILL DELTA/PHI RATIO	0.000	0.000
DOWNHILL BETA ANGLE (SLOPE) [deg]	0.000	0.000
DOWNHILL DELTA/PHI RATIO	0.000	0.000
DYN.WATER BEHAVIOUR	0.000	0.000
Excess pore pressure RATIO Ru	0.000	0.000
SEISMIC PRESSURE LOWER VALUE	0.000	0.000
SEISMIC PRESSURE UPPER VALUE	0.000	0.000
SEISMIC PRESSURE LOWER LEVEL	0.000	0.000
SEISMIC PRESSURE UPPER LEVEL	0.000	0.000

==========end of step 4

STEP NO. 5

	LEFT WALL	RIGHT WALL
Y	0.000	-0.9990E+30
Z-PC	0.000	0.000
Z-EXCAVATION	-9.300	0.000
Z-WATER_TABLE	-18.00	-0.9990E+30
Q_AT_THE_FREE_FIELD_LEVEL	0.000	0.000
ZQ	0.000	0.000
DZW_OF_THE_WATER_TABLE	0.000	0.000
QS_ON_THE_EXCAVATION_SIDE	0.000	0.000
ZQS	-0.9990E+30	-0.9990E+30
ZCUT	0.000	0.000
BALANCE LEVEL FOR PORE PRESSURES	-15.50	-15.50
WATER_BEHAVIOUR_FLAG (LINING OPT)	0.000	0.000
PORE_UPDATE_FLAG	0.000	0.000
PORE_TAB. _FLAG (gt.0= use tabs)	0.000	0.000
lateral thrusts reduction elevatio	0.000	0.000
Downhill reduction factor for effe	0.000	0.000
Downhill reduction factor for pore	0.000	0.000
Uphill reduction factor for effect	0.000	0.000
Uphill reduction factor for pore p	0.000	0.000
SEISMIC HORIZONTAL ACCEL. Kh [g]	0.000	0.000
UPHILL VERTICAL ACCEL. Kv_uh [g]	0.000	0.000
DOWNHILL VERTICAL ACCEL.Kv_dh [g]	0.000	0.000
UPHILL BETA ANGLE (SLOPE) [deg]	0.000	0.000
UPHILL DELTA/PHI RATIO	0.000	0.000
DOWNHILL BETA ANGLE (SLOPE) [deg]	0.000	0.000
DOWNHILL DELTA/PHI RATIO	0.000	0.000
DYN.WATER BEHAVIOUR	0.000	0.000
Excess pore pressure RATIO Ru	0.000	0.000
SEISMIC PRESSURE LOWER VALUE	0.000	0.000
SEISMIC PRESSURE UPPER VALUE	0.000	0.000
SEISMIC PRESSURE LOWER LEVEL	0.000	0.000
SEISMIC PRESSURE UPPER LEVEL	0.000	0.000

==========end of step 5

STEP NO. 6

	LEFT WALL	RIGHT WALL
Y	0.000	-0.9990E+30
Z-PC	0.000	0.000
Z-EXCAVATION	-9.300	0.000
Z-WATER_TABLE	-18.00	-0.9990E+30
Q_AT_THE_FREE_FIELD_LEVEL	0.000	0.000
ZQ	0.000	0.000
DZW_OF_THE_WATER_TABLE	0.000	0.000
QS_ON_THE_EXCAVATION_SIDE	0.000	0.000
ZQS	-0.9990E+30	-0.9990E+30
ZCUT	0.000	0.000
BALANCE LEVEL FOR PORE PRESSURES	-15.50	-15.50
WATER_BEHAVIOUR_FLAG (LINING OPT)	0.000	0.000
PORE_UPDATE_FLAG	0.000	0.000
PORE_TAB. _FLAG (gt.0= use tabs)	0.000	0.000
lateral thrusts reduction elevatio	0.000	0.000
Downhill reduction factor for effe	0.000	0.000
Downhill reduction factor for pore	0.000	0.000

```
Uphill reduction factor for effect      0.000         0.000
Uphill reduction factor for pore p      0.000         0.000
SEISMIC HORIZONTAL ACCEL. Kh [g]       0.1203         0.000
UPHILL VERTICAL ACCEL.  Kv_uh [g]     0.6016E-01      0.000
DOWNHILL VERTICAL ACCEL.Kv_dh [g]    -0.6016E-01      0.000
UPHILL BETA ANGLE (SLOPE) [deg]         0.000         0.000
UPHILL DELTA/PHI RATIO                 0.5000         0.000
DOWNHILL BETA ANGLE (SLOPE) [deg]       0.000         0.000
DOWNHILL DELTA/PHI RATIO               0.5000         0.000
DYN.WATER BEHAVIOUR                     0.000         0.000
Excess pore pressure RATIO Ru           0.000         0.000
SEISMIC PRESSURE LOWER VALUE            43.08         0.000
SEISMIC PRESSURE UPPER VALUE            43.08         0.000
SEISMIC PRESSURE LOWER LEVEL           -9.300         0.000
SEISMIC PRESSURE UPPER LEVEL            0.000         0.000

================================================================================================================end of step    6


 LEFT-HAND WALL

 LOWER  LEVEL         -15.50000
 UPPER  LEVEL           0.00000

 RIGHT-HAND WALL

 LOWER  LEVEL         -15.50000
 UPPER  LEVEL           0.00000
```

```
+-------------------------------------------------------------------------------------------------------------------------+
|                  PARATIEPLUS(TM)   NLS ENGINE RELEASE  2018.0    FULL VERSION  *Build date:Nov 13, 2017*              |
|                                                                                                                         |
|                                     NewProject.BaseDesignSection_28.Nominal_63                                          |
|                                  Exe Time : 4 September 2018 18:06:49                                                   |
+-------------------------------------------------------------------------------------------------------------------------+
 I N I T I A L   S T R E S S   T A B L E S

            S E C T I O N

 NUMBER OF DEFINED TABLES             2


INPUT DATA FOR INITIAL STRESS SET NO.    1
PERTAINING SOIL ELEMENTS AT Y-COORD    0.0000

ACTIVATION TIME                              1.0000
END TIME (TIME BEYOND WHICH IT IS REMOVED)   6.0000

TYPE BOUSSINESQ

 HORIZONTAL DISTANCE (DY)           1.00000000000000
 FOUNDATION WIDTH    (B)            15.0000000000000
 ZETA-F.....                   0.000000000000000E+000
 Q-F .....                      20.0000000000000
 BETA .....                     45.0000000000000
 BEHAVIOUR (0=FREE, 1=REFLECTING)  0.000000000000000E+000


INPUT DATA FOR INITIAL STRESS SET NO.    2
PERTAINING SOIL ELEMENTS AT Y-COORD    0.0000

ACTIVATION TIME                              1.0000
END TIME (TIME BEYOND WHICH IT IS REMOVED)   6.0000

TYPE BOUSSINESQ

 HORIZONTAL DISTANCE (DY)           22.0000000000000
 FOUNDATION WIDTH    (B)            17.0000000000000
 ZETA-F.....                    2.70000000000000
 Q-F .....                      20.0000000000000
 BETA .....                     45.0000000000000
 BEHAVIOUR (0=FREE, 1=REFLECTING)  0.000000000000000E+000


 ELEMENT GROUPS BACKUP AREA CAN STAY IN CORE AT
 POSITION        7318

 NO. OF D.P.W  FOR THIS AREA      12023
 MAX NO. OF D.P.W. AVAILABLE      81920
 ** MAX NO OF ITERATIONS SET TO          40

ITER     0 RNORM = 0.000     RMNORM= 0.000
           RINORM=0.3602E+05 RIMNOR= 0.000
           RENORM=0.2603E-28 REMNOR= 0.000     RATIO =0.2688E-16 TOLER =0.1000E-03      CONVERGED !
           RFMAX = 25.33     RMMAX = 0.000
           RTSMAL=0.1000E-03 RMSMAL= 0.000
           RDT   =0.3602E+05 RDR   = 0.000
           RATIOT=0.2688E-16 RATIOR= 0.000
           MAX UN=0.1776E-14 IEQ=   391 NODE     79 DOF   1  Y-DISPL.F
           MIN UN=-.3553E-14 IEQ=   186 NODE     38 DOF   1  Y-DISPL.F
           NO. OF CONTACT CONSTRAINT VIOLATIONS     0
```

```
+-------------------------------------------------------------------------------------------------------------------------+
|                   PARATIEPLUS(TM)   NLS ENGINE RELEASE  2018.0    FULL VERSION  *Build date:Nov 13, 2017*               |
|                                                                                                                         |
|                                      NewProject.BaseDesignSection_28.Nominal_63                                         |
|                                  Exe Time : 4 September 2018 18:06:49                                                   |
+-------------------------------------------------------------------------------------------------------------------------+
New Project
SOLUTION REACHED USING     0 ITERATIONS ON   40

no equilibrium iterations were performed to
obtain current solution

P R I N T   O U T   F O R   T I M E   S T E P    1     ( AT TIME   1.000     )

PRINT OUT OF ACTIVE COMPONENTS (FIXED NODES ARE NOT PRINTED OUT)
```

	Y-DISPL.F (02)	X-ROT. F (04)	Y-DISPL.S (08)	X-ROT. S (10)	Y-FORCE (14)	GAP	C-FORCE
1	0.000000	0.000000	0.000000	0.000000	0.000000	0.000000	0.000000
2	0.000000	0.000000	0.000000	0.000000	0.000000	0.000000	0.000000
3	0.000000	0.000000	0.000000	0.000000	0.000000	0.000000	0.000000
4	0.000000	0.000000	0.000000	0.000000	0.000000	0.000000	0.000000
5	0.000000	0.000000	0.000000	0.000000	0.000000	0.000000	0.000000
6	0.000000	0.000000	0.000000	0.000000	0.000000	0.000000	0.000000
7	0.000000	0.000000	0.000000	0.000000	0.000000	0.000000	0.000000
8	0.000000	0.000000	0.000000	0.000000	0.000000	0.000000	0.000000
9	0.000000	0.000000	0.000000	0.000000	0.000000	0.000000	0.000000
10	0.000000	0.000000	0.000000	0.000000	0.000000	0.000000	0.000000
11	0.000000	0.000000	0.000000	0.000000	0.000000	0.000000	0.000000
12	0.000000	0.000000	0.000000	0.000000	0.000000	0.000000	0.000000
13	0.000000	0.000000	0.000000	0.000000	0.000000	0.000000	0.000000
14	0.000000	0.000000	0.000000	0.000000	0.000000	0.000000	0.000000
15	0.000000	0.000000	0.000000	0.000000	0.000000	0.000000	0.000000
16	0.000000	0.000000	0.000000	0.000000	0.000000	0.000000	0.000000
17	0.000000	0.000000	0.000000	0.000000	0.000000	0.000000	0.000000
18	0.000000	0.000000	0.000000	0.000000	0.000000	0.000000	0.000000
19	0.000000	0.000000	0.000000	0.000000	0.000000	0.000000	0.000000
20	0.000000	0.000000	0.000000	0.000000	0.000000	0.000000	0.000000
21	0.000000	0.000000	0.000000	0.000000	0.000000	0.000000	0.000000
22	0.000000	0.000000	0.000000	0.000000	0.000000	0.000000	0.000000
23	0.000000	0.000000	0.000000	0.000000	0.000000	0.000000	0.000000
24	0.000000	0.000000	0.000000	0.000000	0.000000	0.000000	0.000000
25	0.000000	0.000000	0.000000	0.000000	0.000000	0.000000	0.000000
26	0.000000	0.000000	0.000000	0.000000	0.000000	0.000000	0.000000
27	0.000000	0.000000	0.000000	0.000000	0.000000	0.000000	0.000000
28	0.000000	0.000000	0.000000	0.000000	0.000000	0.000000	0.000000
29	0.000000	0.000000	0.000000	0.000000	0.000000	0.000000	0.000000
30	0.000000	0.000000	0.000000	0.000000	0.000000	0.000000	0.000000
31	0.000000	0.000000	0.000000	0.000000	0.000000	0.000000	0.000000
32	0.000000	0.000000	0.000000	0.000000	0.000000	0.000000	0.000000
33	0.000000	0.000000	0.000000	0.000000	0.000000	0.000000	0.000000
34	0.000000	0.000000	0.000000	0.000000	0.000000	0.000000	0.000000
35	0.000000	0.000000	0.000000	0.000000	0.000000	0.000000	0.000000
36	0.000000	0.000000	0.000000	0.000000	0.000000	0.000000	0.000000
37	0.000000	0.000000	0.000000	0.000000	0.000000	0.000000	0.000000
38	0.000000	0.000000	0.000000	0.000000	0.000000	0.000000	0.000000
39	0.000000	0.000000	0.000000	0.000000	0.000000	0.000000	0.000000
40	0.000000	0.000000	0.000000	0.000000	0.000000	0.000000	0.000000
41	0.000000	0.000000	0.000000	0.000000	0.000000	0.000000	0.000000
42	0.000000	0.000000	0.000000	0.000000	0.000000	0.000000	0.000000
43	0.000000	0.000000	0.000000	0.000000	0.000000	0.000000	0.000000
44	0.000000	0.000000	0.000000	0.000000	0.000000	0.000000	0.000000
45	0.000000	0.000000	0.000000	0.000000	0.000000	0.000000	0.000000
46	0.000000	0.000000	0.000000	0.000000	0.000000	0.000000	0.000000
47	0.000000	0.000000	0.000000	0.000000	0.000000	0.000000	0.000000
48	0.000000	0.000000	0.000000	0.000000	0.000000	0.000000	0.000000
49	0.000000	0.000000	0.000000	0.000000	0.000000	0.000000	0.000000
50	0.000000	0.000000	0.000000	0.000000	0.000000	0.000000	0.000000
51	0.000000	0.000000	0.000000	0.000000	0.000000	0.000000	0.000000
52	0.000000	0.000000	0.000000	0.000000	0.000000	0.000000	0.000000

53	0.000000	0.000000	0.000000	0.000000	0.000000	0.000000	0.000000
54	0.000000	0.000000	0.000000	0.000000	0.000000	0.000000	0.000000
55	0.000000	0.000000	0.000000	0.000000	0.000000	0.000000	0.000000
56	0.000000	0.000000	0.000000	0.000000	0.000000	0.000000	0.000000
57	0.000000	0.000000	0.000000	0.000000	0.000000	0.000000	0.000000
58	0.000000	0.000000	0.000000	0.000000	0.000000	0.000000	0.000000
59	0.000000	0.000000	0.000000	0.000000	0.000000	0.000000	0.000000
60	0.000000	0.000000	0.000000	0.000000	0.000000	0.000000	0.000000
61	0.000000	0.000000	0.000000	0.000000	0.000000	0.000000	0.000000
62	0.000000	0.000000	0.000000	0.000000	0.000000	0.000000	0.000000
63	0.000000	0.000000	0.000000	0.000000	0.000000	0.000000	0.000000
64	0.000000	0.000000	0.000000	0.000000	0.000000	0.000000	0.000000
65	0.000000	0.000000	0.000000	0.000000	0.000000	0.000000	0.000000
66	0.000000	0.000000	0.000000	0.000000	0.000000	0.000000	0.000000
67	0.000000	0.000000	0.000000	0.000000	0.000000	0.000000	0.000000
68	0.000000	0.000000	0.000000	0.000000	0.000000	0.000000	0.000000
69	0.000000	0.000000	0.000000	0.000000	0.000000	0.000000	0.000000
70	0.000000	0.000000	0.000000	0.000000	0.000000	0.000000	0.000000
71	0.000000	0.000000	0.000000	0.000000	0.000000	0.000000	0.000000
72	0.000000	0.000000	0.000000	0.000000	0.000000	0.000000	0.000000
73	0.000000	0.000000	0.000000	0.000000	0.000000	0.000000	0.000000
74	0.000000	0.000000	0.000000	0.000000	0.000000	0.000000	0.000000
75	0.000000	0.000000	0.000000	0.000000	0.000000	0.000000	0.000000
76	0.000000	0.000000	0.000000	0.000000	0.000000	0.000000	0.000000
77	0.000000	0.000000	0.000000	0.000000	0.000000	0.000000	0.000000
78	0.000000	0.000000	0.000000	0.000000	0.000000	0.000000	0.000000
79	0.000000	0.000000	0.000000	0.000000	0.000000	0.000000	0.000000

```
+-------------------------------------------------------------------------------------------------------------------------------+
|                  PARATIEPLUS(TM)   NLS ENGINE RELEASE  2018.0    FULL VERSION  *Build date:Nov 13, 2017*                    |
|                                                                                                                               |
|                                     NewProject.BaseDesignSection_28.Nominal_63                                                |
|                                  Exe Time : 4 September 2018 18:06:49                                                         |
+-------------------------------------------------------------------------------------------------------------------------------+
New Project


S T R E S S   R E S U L T S   F O R   G R O U P   N O.   1

0_L                                                              :
ELEMENT TYPE    5 NO.OF ELEMENTS. IN THIS GROUP   79
C U R R E N T   T I M E   I S      1.0000

 HARDENING 2D SOIL ELEMENT

 ****** TOTAL STRESS FORMULATION *****

  EL *   FORCE     DISPL-Y  VERTICAL-P  HORIZON.-P     MAX-V-P     MAX-H-P           STATE   STIFFNESS Z-LEVEL      PORE
E FACTOR    UFACTOR       Peq          Su_a         Su_p     LAYER
 ------------------------------------------------------------------------------------------------------------------------------
-------------------------------------------------------------------------------------------
   1 D  6.6846E-02   0.000      6.3056E-03  0.6685      6.3056E-03  0.6685            V-C  2.5143E+04   0.000       0.000
1.000       1.000      0.6685       0.000       0.000     DI1_164_167_L_0
   2 D  0.9275       0.000       3.240       4.638       3.240       4.638            V-C  2.5143E+04 -0.2000       0.000
1.000       1.000       4.638       0.000       0.000     DI1_164_167_L_0
   3 D   1.652       0.000       6.637       8.262       6.637       8.262            V-C  2.5143E+04 -0.4000       0.000
1.000       1.000       8.262       0.000       0.000     DI1_164_167_L_0
   4 D   2.276       0.000       10.24       11.38       10.24       11.38            V-C  2.5143E+04 -0.6000       0.000
1.000       1.000       11.38       0.000       0.000     DI1_164_167_L_0
   5 D   2.804       0.000       14.00       14.02       14.00       14.02            V-C  2.5143E+04 -0.8000       0.000
1.000       1.000       14.02       0.000       0.000     DI1_164_167_L_0
   6 D   3.258       0.000       17.83       16.29       17.83       16.29            V-C  2.5143E+04  -1.000       0.000
1.000       1.000       16.29       0.000       0.000     DI1_164_167_L_0
   7 D   3.661       0.000       21.70       18.30       21.70       18.30            V-C  2.5143E+04  -1.200       0.000
1.000       1.000       18.30       0.000       0.000     DI1_164_167_L_0
   8 D   4.029       0.000       25.76       20.14       25.76       20.14            V-C  2.5143E+04  -1.400       0.000
1.000       1.000       20.14       0.000       0.000     DI1_164_167_L_0
   9 D   4.375       0.000       29.67       21.87       29.67       21.87            V-C  2.5143E+04  -1.600       0.000
1.000       1.000       21.87       0.000       0.000     DI1_164_167_L_0
  10 D   4.706       0.000       34.27       23.53       34.27       23.53            V-C  2.5143E+04  -1.800       0.000
1.000       1.000       23.53       0.000       0.000     DI1_164_167_L_0
  11 D   5.028       0.000       37.91       25.14       37.91       25.14            V-C  2.5143E+04  -2.000       0.000
1.000       1.000       25.14       0.000       0.000     DI1_164_167_L_0
  12 D   5.343       0.000       41.48       26.72       41.48       26.72            V-C  2.5143E+04  -2.200       0.000
1.000       1.000       26.72       0.000       0.000     DI1_164_167_L_0
  13 D   5.654       0.000       45.62       28.27       45.62       28.27            V-C  2.5143E+04  -2.400       0.000
1.000       1.000       28.27       0.000       0.000     DI1_164_167_L_0
  14 D   5.961       0.000       49.06       29.81       49.06       29.81            V-C  2.5143E+04  -2.600       0.000
1.000       1.000       29.81       0.000       0.000     DI1_164_167_L_0
  15 D   6.267       0.000       52.48       31.33       52.48       31.33            V-C  2.5143E+04  -2.800       0.000
1.000       1.000       31.33       0.000       0.000     DI1_164_167_L_0
  16 D   6.571       0.000       56.37       32.85       56.37       32.85            V-C  2.5143E+04  -3.000       0.000
1.000       1.000       32.85       0.000       0.000     DI1_164_167_L_0
  17 D   6.873       0.000       59.72       34.37       59.72       34.37            V-C  2.5143E+04  -3.200       0.000
1.000       1.000       34.37       0.000       0.000     DI1_164_167_L_0
  18 D   7.175       0.000       63.49       35.88       63.49       35.88            V-C  2.5143E+04  -3.400       0.000
1.000       1.000       35.88       0.000       0.000     DI1_164_167_L_0
  19 D   7.477       0.000       66.79       37.38       66.79       37.38            V-C  2.5143E+04  -3.600       0.000
1.000       1.000       37.38       0.000       0.000     DI1_164_167_L_0
  20 D   7.778       0.000       70.09       38.89       70.09       38.89            V-C  2.5143E+04  -3.800       0.000
1.000       1.000       38.89       0.000       0.000     DI1_164_167_L_0
  21 D   8.078       0.000       73.38       40.39       73.38       40.39            V-C  2.5143E+04  -4.000       0.000
1.000       1.000       40.39       0.000       0.000     DI1_164_167_L_0
  22 D   8.379       0.000       77.01       41.89       77.01       41.89            V-C  2.5143E+04  -4.200       0.000
1.000       1.000       41.89       0.000       0.000     DI1_164_167_L_0
  23 D   8.679       0.000       80.27       43.40       80.27       43.40            V-C  2.5143E+04  -4.400       0.000
1.000       1.000       43.40       0.000       0.000     DI1_164_167_L_0
  24 D   8.980       0.000       83.53       44.90       83.53       44.90            V-C  2.5143E+04  -4.600       0.000
1.000       1.000       44.90       0.000       0.000     DI1_164_167_L_0
```

25	D	9.280	0.000	87.10	46.40	87.10	46.40	V-C	2.5143E+04	-4.800	0.000	
1.000		1.000	46.40	0.000	0.000	DI1_164_167_L_0						
26	D	9.581	0.000	90.34	47.90	90.34	47.90	V-C	6.0600E+04	-5.000	0.000	
1.000		1.000	47.90	0.000	0.000	DI2_165_168_L_0						
27	D	9.882	0.000	93.58	49.41	93.58	49.41	V-C	6.0600E+04	-5.200	0.000	
1.000		1.000	49.41	0.000	0.000	DI2_165_168_L_0						
28	D	10.18	0.000	97.10	50.91	97.10	50.91	V-C	6.0600E+04	-5.400	0.000	
1.000		1.000	50.91	0.000	0.000	DI2_165_168_L_0						
29	D	10.48	0.000	100.3	52.42	100.3	52.42	V-C	6.0600E+04	-5.600	0.000	
1.000		1.000	52.42	0.000	0.000	DI2_165_168_L_0						
30	D	10.78	0.000	103.6	53.92	103.6	53.92	V-C	6.0600E+04	-5.800	0.000	
1.000		1.000	53.92	0.000	0.000	DI2_165_168_L_0						
31	D	11.09	0.000	107.0	55.43	107.0	55.43	V-C	6.0600E+04	-6.000	0.000	
1.000		1.000	55.43	0.000	0.000	DI2_165_168_L_0						
32	D	11.39	0.000	110.3	56.94	110.3	56.94	V-C	6.0600E+04	-6.200	0.000	
1.000		1.000	56.94	0.000	0.000	DI2_165_168_L_0						
33	D	11.69	0.000	113.5	58.44	113.5	58.44	V-C	6.0600E+04	-6.400	0.000	
1.000		1.000	58.44	0.000	0.000	DI2_165_168_L_0						
34	D	11.99	0.000	116.9	59.95	116.9	59.95	V-C	6.0600E+04	-6.600	0.000	
1.000		1.000	59.95	0.000	0.000	DI2_165_168_L_0						
35	D	12.29	0.000	120.1	61.46	120.1	61.46	V-C	6.0600E+04	-6.800	0.000	
1.000		1.000	61.46	0.000	0.000	DI2_165_168_L_0						
36	D	12.60	0.000	123.3	62.98	123.3	62.98	V-C	6.0600E+04	-7.000	0.000	
1.000		1.000	62.98	0.000	0.000	DI2_165_168_L_0						
37	D	12.90	0.000	126.8	64.49	126.8	64.49	V-C	6.0600E+04	-7.200	0.000	
1.000		1.000	64.49	0.000	0.000	DI2_165_168_L_0						
38	D	13.20	0.000	130.0	66.00	130.0	66.00	V-C	6.0600E+04	-7.400	0.000	
1.000		1.000	66.00	0.000	0.000	DI2_165_168_L_0						
39	D	13.50	0.000	133.2	67.52	133.2	67.52	V-C	6.0600E+04	-7.600	0.000	
1.000		1.000	67.52	0.000	0.000	DI2_165_168_L_0						
40	D	13.81	0.000	136.6	69.03	136.6	69.03	V-C	6.0600E+04	-7.800	0.000	
1.000		1.000	69.03	0.000	0.000	DI2_165_168_L_0						
41	D	14.11	0.000	139.8	70.55	139.8	70.55	V-C	6.0600E+04	-8.000	0.000	
1.000		1.000	70.55	0.000	0.000	DI2_165_168_L_0						
42	D	14.41	0.000	143.0	72.07	143.0	72.07	V-C	6.0600E+04	-8.200	0.000	
1.000		1.000	72.07	0.000	0.000	DI2_165_168_L_0						
43	D	14.72	0.000	146.4	73.59	146.4	73.59	V-C	6.0600E+04	-8.400	0.000	
1.000		1.000	73.59	0.000	0.000	DI2_165_168_L_0						
44	D	15.02	0.000	149.6	75.11	149.6	75.11	V-C	6.0600E+04	-8.600	0.000	
1.000		1.000	75.11	0.000	0.000	DI2_165_168_L_0						
45	D	15.33	0.000	152.8	76.63	152.8	76.63	V-C	6.0600E+04	-8.800	0.000	
1.000		1.000	76.63	0.000	0.000	DI2_165_168_L_0						
46	D	15.63	0.000	156.2	78.16	156.2	78.16	V-C	6.0600E+04	-9.000	0.000	
1.000		1.000	78.16	0.000	0.000	DI2_165_168_L_0						
47	D	11.95	0.000	159.4	79.68	159.4	79.68	V-C	6.0600E+04	-9.200	0.000	
1.000		1.000	79.68	0.000	0.000	DI2_165_168_L_0						
48	D	12.07	0.000	161.1	80.44	161.1	80.44	V-C	6.0600E+04	-9.300	0.000	
1.000		1.000	80.44	0.000	0.000	DI2_165_168_L_0						
49	D	16.39	0.000	164.3	81.97	164.3	81.97	V-C	6.0600E+04	-9.500	0.000	
1.000		1.000	81.97	0.000	0.000	DI2_165_168_L_0						
50	D	16.70	0.000	167.5	83.50	167.5	83.50	V-C	6.0600E+04	-9.700	0.000	
1.000		1.000	83.50	0.000	0.000	DI2_165_168_L_0						
51	D	17.00	0.000	170.8	85.02	170.8	85.02	V-C	6.0600E+04	-9.900	0.000	
1.000		1.000	85.02	0.000	0.000	DI2_165_168_L_0						
52	D	17.31	0.000	174.0	86.55	174.0	86.55	V-C	6.0600E+04	-10.10	0.000	
1.000		1.000	86.55	0.000	0.000	DI2_165_168_L_0						
53	D	17.62	0.000	177.2	88.09	177.2	88.09	V-C	6.0600E+04	-10.30	0.000	
1.000		1.000	88.09	0.000	0.000	DI2_165_168_L_0						
54	D	17.92	0.000	180.6	89.62	180.6	89.62	V-C	6.0600E+04	-10.50	0.000	
1.000		1.000	89.62	0.000	0.000	DI2_165_168_L_0						
55	D	18.23	0.000	183.8	91.15	183.8	91.15	V-C	6.0600E+04	-10.70	0.000	
1.000		1.000	91.15	0.000	0.000	DI2_165_168_L_0						
56	D	18.54	0.000	187.0	92.68	187.0	92.68	V-C	6.0600E+04	-10.90	0.000	
1.000		1.000	92.68	0.000	0.000	DI2_165_168_L_0						
57	D	18.84	0.000	190.3	94.22	190.3	94.22	V-C	6.0600E+04	-11.10	0.000	
1.000		1.000	94.22	0.000	0.000	DI2_165_168_L_0						
58	D	19.15	0.000	193.5	95.76	193.5	95.76	V-C	6.0600E+04	-11.30	0.000	
1.000		1.000	95.76	0.000	0.000	DI2_165_168_L_0						
59	D	19.46	0.000	196.7	97.29	196.7	97.29	V-C	6.0600E+04	-11.50	0.000	
1.000		1.000	97.29	0.000	0.000	DI2_165_168_L_0						
60	D	19.77	0.000	200.0	98.83	200.0	98.83	V-C	6.0600E+04	-11.70	0.000	
1.000		1.000	98.83	0.000	0.000	DI2_165_168_L_0						
61	D	20.07	0.000	203.2	100.4	203.2	100.4	V-C	6.0600E+04	-11.90	0.000	
1.000		1.000	100.4	0.000	0.000	DI2_165_168_L_0						

62 D	20.38	0.000	206.4	101.9	206.4	101.9	V-C	6.0600E+04	-12.10	0.000	1.000	1.000
101.9	0.000	0.000	DI2_165_168_L_0									
63 D	20.69	0.000	209.8	103.5	209.8	103.5	V-C	6.0600E+04	-12.30	0.000	1.000	1.000
103.5	0.000	0.000	DI2_165_168_L_0									
64 D	21.00	0.000	213.0	105.0	213.0	105.0	V-C	6.0600E+04	-12.50	0.000	1.000	1.000
105.0	0.000	0.000	DI2_165_168_L_0									
65 D	21.31	0.000	216.2	106.5	216.2	106.5	V-C	6.0600E+04	-12.70	0.000	1.000	1.000
106.5	0.000	0.000	DI2_165_168_L_0									
66 D	21.62	0.000	219.5	108.1	219.5	108.1	V-C	6.0600E+04	-12.90	0.000	1.000	1.000
108.1	0.000	0.000	DI2_165_168_L_0									
67 D	21.93	0.000	222.7	109.6	222.7	109.6	V-C	6.0600E+04	-13.10	0.000	1.000	1.000
109.6	0.000	0.000	DI2_165_168_L_0									
68 D	22.23	0.000	225.9	111.2	225.9	111.2	V-C	6.0600E+04	-13.30	0.000	1.000	1.000
111.2	0.000	0.000	DI2_165_168_L_0									
69 D	22.54	0.000	229.2	112.7	229.2	112.7	V-C	6.0600E+04	-13.50	0.000	1.000	1.000
112.7	0.000	0.000	DI2_165_168_L_0									
70 D	22.85	0.000	232.4	114.3	232.4	114.3	V-C	6.0600E+04	-13.70	0.000	1.000	1.000
114.3	0.000	0.000	DI2_165_168_L_0									
71 D	23.16	0.000	235.6	115.8	235.6	115.8	V-C	6.0600E+04	-13.90	0.000	1.000	1.000
115.8	0.000	0.000	DI2_165_168_L_0									
72 D	23.47	0.000	238.9	117.4	238.9	117.4	V-C	6.0600E+04	-14.10	0.000	1.000	1.000
117.4	0.000	0.000	DI2_165_168_L_0									
73 D	23.78	0.000	242.1	118.9	242.1	118.9	V-C	6.0600E+04	-14.30	0.000	1.000	1.000
118.9	0.000	0.000	DI2_165_168_L_0									
74 D	24.09	0.000	245.3	120.5	245.3	120.5	V-C	6.0600E+04	-14.50	0.000	1.000	1.000
120.5	0.000	0.000	DI2_165_168_L_0									
75 D	24.40	0.000	248.6	122.0	248.6	122.0	V-C	6.0600E+04	-14.70	0.000	1.000	1.000
122.0	0.000	0.000	DI2_165_168_L_0									
76 D	24.71	0.000	251.8	123.6	251.8	123.6	V-C	6.0600E+04	-14.90	0.000	1.000	1.000
123.6	0.000	0.000	DI2_165_168_L_0									
77 D	25.02	0.000	255.0	125.1	255.0	125.1	V-C	6.0600E+04	-15.10	0.000	1.000	1.000
125.1	0.000	0.000	DI2_165_168_L_0									
78 D	25.33	0.000	258.3	126.7	258.3	126.7	V-C	6.0600E+04	-15.30	0.000	1.000	1.000
126.7	0.000	0.000	DI2_165_168_L_0									
79 D	12.82	0.000	261.5	128.2	261.5	128.2	V-C	6.0600E+04	-15.50	0.000	1.000	1.000
128.2	0.000	0.000	DI2_165_168_L_0									

```
+-------------------------------------------------------------------------------------------------------------------------------+
|                  PARATIEPLUS(TM)   NLS ENGINE RELEASE  2018.0    FULL VERSION  *Build date:Nov 13, 2017*                    |
|                                                                                                                               |
|                                     NewProject.BaseDesignSection_28.Nominal_63                                                |
|                                  Exe Time : 4 September 2018 18:06:49                                                         |
+-------------------------------------------------------------------------------------------------------------------------------+
New Project


S T R E S S   R E S U L T S   F O R   G R O U P   N O.   2

0_R                                                          :
ELEMENT TYPE    5 NO.OF ELEMENTS. IN THIS GROUP   79
C U R R E N T   T I M E   I S      1.0000

 HARDENING 2D SOIL ELEMENT

 ****** TOTAL STRESS FORMULATION *****

  EL *   FORCE     DISPL-Y  VERTICAL-P  HORIZON.-P     MAX-V-P     MAX-H-P           STATE   STIFFNESS Z-LEVEL      PORE
E FACTOR    UFACTOR       Peq           Su_a         Su_p     LAYER
 ------------------------------------------------------------------------------------------------------------------------------
-------------------------------------------------------------------------------------------
   1 D  6.6846E-02   0.000       0.000      0.6685       0.000      0.6685            V-C  1.6762E+04   0.000       0.000
1.000       1.000      0.6685       0.000       0.000     DI1_164_167_L_0
   2 D  0.9275       0.000       3.200       4.638       3.200       4.638            V-C  1.6762E+04 -0.2000       0.000
1.000       1.000       4.638       0.000       0.000     DI1_164_167_L_0
   3 D   1.652       0.000       6.400       8.262       6.400       8.262            V-C  1.6762E+04 -0.4000       0.000
1.000       1.000       8.262       0.000       0.000     DI1_164_167_L_0
   4 D   2.276       0.000       9.600       11.38       9.600       11.38            V-C  1.6762E+04 -0.6000       0.000
1.000       1.000       11.38       0.000       0.000     DI1_164_167_L_0
   5 D   2.804       0.000       12.80       14.02       12.80       14.02            V-C  1.6762E+04 -0.8000       0.000
1.000       1.000       14.02       0.000       0.000     DI1_164_167_L_0
   6 D   3.258       0.000       16.00       16.29       16.00       16.29            V-C  1.6762E+04  -1.000       0.000
1.000       1.000       16.29       0.000       0.000     DI1_164_167_L_0
   7 D   3.661       0.000       19.20       18.30       19.20       18.30            V-C  1.6762E+04  -1.200       0.000
1.000       1.000       18.30       0.000       0.000     DI1_164_167_L_0
   8 D   4.029       0.000       22.40       20.14       22.40       20.14            V-C  1.6762E+04  -1.400       0.000
1.000       1.000       20.14       0.000       0.000     DI1_164_167_L_0
   9 D   4.375       0.000       25.60       21.87       25.60       21.87            V-C  1.6762E+04  -1.600       0.000
1.000       1.000       21.87       0.000       0.000     DI1_164_167_L_0
  10 D   4.706       0.000       28.80       23.53       28.80       23.53            V-C  1.6762E+04  -1.800       0.000
1.000       1.000       23.53       0.000       0.000     DI1_164_167_L_0
  11 D   5.028       0.000       32.00       25.14       32.00       25.14            V-C  1.6762E+04  -2.000       0.000
1.000       1.000       25.14       0.000       0.000     DI1_164_167_L_0
  12 D   5.343       0.000       35.20       26.72       35.20       26.72            V-C  1.6762E+04  -2.200       0.000
1.000       1.000       26.72       0.000       0.000     DI1_164_167_L_0
  13 D   5.654       0.000       38.40       28.27       38.40       28.27            V-C  1.6762E+04  -2.400       0.000
1.000       1.000       28.27       0.000       0.000     DI1_164_167_L_0
  14 D   5.961       0.000       41.60       29.81       41.60       29.81            V-C  1.6762E+04  -2.600       0.000
1.000       1.000       29.81       0.000       0.000     DI1_164_167_L_0
  15 D   6.267       0.000       44.80       31.33       44.80       31.33            V-C  1.6762E+04  -2.800       0.000
1.000       1.000       31.33       0.000       0.000     DI1_164_167_L_0
  16 D   6.571       0.000       48.00       32.85       48.00       32.85            V-C  1.6762E+04  -3.000       0.000
1.000       1.000       32.85       0.000       0.000     DI1_164_167_L_0
  17 D   6.873       0.000       51.20       34.37       51.20       34.37            V-C  1.6762E+04  -3.200       0.000
1.000       1.000       34.37       0.000       0.000     DI1_164_167_L_0
  18 D   7.175       0.000       54.40       35.88       54.40       35.88            V-C  1.6762E+04  -3.400       0.000
1.000       1.000       35.88       0.000       0.000     DI1_164_167_L_0
  19 D   7.477       0.000       57.60       37.38       57.60       37.38            V-C  1.6762E+04  -3.600       0.000
1.000       1.000       37.38       0.000       0.000     DI1_164_167_L_0
  20 D   7.778       0.000       60.80       38.89       60.80       38.89            V-C  1.6762E+04  -3.800       0.000
1.000       1.000       38.89       0.000       0.000     DI1_164_167_L_0
  21 D   8.078       0.000       64.00       40.39       64.00       40.39            V-C  1.6762E+04  -4.000       0.000
1.000       1.000       40.39       0.000       0.000     DI1_164_167_L_0
  22 D   8.379       0.000       67.20       41.89       67.20       41.89            V-C  1.6762E+04  -4.200       0.000
1.000       1.000       41.89       0.000       0.000     DI1_164_167_L_0
  23 D   8.679       0.000       70.40       43.40       70.40       43.40            V-C  1.6762E+04  -4.400       0.000
1.000       1.000       43.40       0.000       0.000     DI1_164_167_L_0
  24 D   8.980       0.000       73.60       44.90       73.60       44.90            V-C  1.6762E+04  -4.600       0.000
1.000       1.000       44.90       0.000       0.000     DI1_164_167_L_0
```

25	D	9.280	0.000	76.80	46.40	76.80	46.40	V-C	1.6762E+04	-4.800	0.000	
1.000		1.000	46.40	0.000	0.000	DI1_164_167_L_0						
26	D	9.581	0.000	80.00	47.90	80.00	47.90	V-C	3.5730E+04	-5.000	0.000	
1.000		1.000	47.90	0.000	0.000	DI2_165_168_L_0						
27	D	9.882	0.000	83.20	49.41	83.20	49.41	V-C	3.5730E+04	-5.200	0.000	
1.000		1.000	49.41	0.000	0.000	DI2_165_168_L_0						
28	D	10.18	0.000	86.40	50.91	86.40	50.91	V-C	3.5730E+04	-5.400	0.000	
1.000		1.000	50.91	0.000	0.000	DI2_165_168_L_0						
29	D	10.48	0.000	89.60	52.42	89.60	52.42	V-C	3.5730E+04	-5.600	0.000	
1.000		1.000	52.42	0.000	0.000	DI2_165_168_L_0						
30	D	10.78	0.000	92.80	53.92	92.80	53.92	V-C	3.5730E+04	-5.800	0.000	
1.000		1.000	53.92	0.000	0.000	DI2_165_168_L_0						
31	D	11.09	0.000	96.00	55.43	96.00	55.43	V-C	3.5730E+04	-6.000	0.000	
1.000		1.000	55.43	0.000	0.000	DI2_165_168_L_0						
32	D	11.39	0.000	99.20	56.94	99.20	56.94	V-C	3.5730E+04	-6.200	0.000	
1.000		1.000	56.94	0.000	0.000	DI2_165_168_L_0						
33	D	11.69	0.000	102.4	58.44	102.4	58.44	V-C	3.5730E+04	-6.400	0.000	
1.000		1.000	58.44	0.000	0.000	DI2_165_168_L_0						
34	D	11.99	0.000	105.6	59.95	105.6	59.95	V-C	3.5730E+04	-6.600	0.000	
1.000		1.000	59.95	0.000	0.000	DI2_165_168_L_0						
35	D	12.29	0.000	108.8	61.46	108.8	61.46	V-C	3.5730E+04	-6.800	0.000	
1.000		1.000	61.46	0.000	0.000	DI2_165_168_L_0						
36	D	12.60	0.000	112.0	62.98	112.0	62.98	V-C	3.5730E+04	-7.000	0.000	
1.000		1.000	62.98	0.000	0.000	DI2_165_168_L_0						
37	D	12.90	0.000	115.2	64.49	115.2	64.49	V-C	3.5730E+04	-7.200	0.000	
1.000		1.000	64.49	0.000	0.000	DI2_165_168_L_0						
38	D	13.20	0.000	118.4	66.00	118.4	66.00	V-C	3.5730E+04	-7.400	0.000	
1.000		1.000	66.00	0.000	0.000	DI2_165_168_L_0						
39	D	13.50	0.000	121.6	67.52	121.6	67.52	V-C	3.5730E+04	-7.600	0.000	
1.000		1.000	67.52	0.000	0.000	DI2_165_168_L_0						
40	D	13.81	0.000	124.8	69.03	124.8	69.03	V-C	3.5730E+04	-7.800	0.000	
1.000		1.000	69.03	0.000	0.000	DI2_165_168_L_0						
41	D	14.11	0.000	128.0	70.55	128.0	70.55	V-C	3.5730E+04	-8.000	0.000	
1.000		1.000	70.55	0.000	0.000	DI2_165_168_L_0						
42	D	14.41	0.000	131.2	72.07	131.2	72.07	V-C	3.5730E+04	-8.200	0.000	
1.000		1.000	72.07	0.000	0.000	DI2_165_168_L_0						
43	D	14.72	0.000	134.4	73.59	134.4	73.59	V-C	3.5730E+04	-8.400	0.000	
1.000		1.000	73.59	0.000	0.000	DI2_165_168_L_0						
44	D	15.02	0.000	137.6	75.11	137.6	75.11	V-C	3.5730E+04	-8.600	0.000	
1.000		1.000	75.11	0.000	0.000	DI2_165_168_L_0						
45	D	15.33	0.000	140.8	76.63	140.8	76.63	V-C	3.5730E+04	-8.800	0.000	
1.000		1.000	76.63	0.000	0.000	DI2_165_168_L_0						
46	D	15.63	0.000	144.0	78.16	144.0	78.16	V-C	3.5730E+04	-9.000	0.000	
1.000		1.000	78.16	0.000	0.000	DI2_165_168_L_0						
47	D	11.95	0.000	147.2	79.68	147.2	79.68	V-C	3.5730E+04	-9.200	0.000	
1.000		1.000	79.68	0.000	0.000	DI2_165_168_L_0						
48	D	12.07	0.000	148.8	80.44	148.8	80.44	V-C	3.5730E+04	-9.300	0.000	
1.000		1.000	80.44	0.000	0.000	DI2_165_168_L_0						
49	D	16.39	0.000	152.0	81.97	152.0	81.97	V-C	3.5730E+04	-9.500	0.000	
1.000		1.000	81.97	0.000	0.000	DI2_165_168_L_0						
50	D	16.70	0.000	155.2	83.50	155.2	83.50	V-C	3.5730E+04	-9.700	0.000	
1.000		1.000	83.50	0.000	0.000	DI2_165_168_L_0						
51	D	17.00	0.000	158.4	85.02	158.4	85.02	V-C	3.5730E+04	-9.900	0.000	
1.000		1.000	85.02	0.000	0.000	DI2_165_168_L_0						
52	D	17.31	0.000	161.6	86.55	161.6	86.55	V-C	3.5730E+04	-10.10	0.000	
1.000		1.000	86.55	0.000	0.000	DI2_165_168_L_0						
53	D	17.62	0.000	164.8	88.09	164.8	88.09	V-C	3.5730E+04	-10.30	0.000	
1.000		1.000	88.09	0.000	0.000	DI2_165_168_L_0						
54	D	17.92	0.000	168.0	89.62	168.0	89.62	V-C	3.5730E+04	-10.50	0.000	
1.000		1.000	89.62	0.000	0.000	DI2_165_168_L_0						
55	D	18.23	0.000	171.2	91.15	171.2	91.15	V-C	3.5730E+04	-10.70	0.000	
1.000		1.000	91.15	0.000	0.000	DI2_165_168_L_0						
56	D	18.54	0.000	174.4	92.68	174.4	92.68	V-C	3.5730E+04	-10.90	0.000	
1.000		1.000	92.68	0.000	0.000	DI2_165_168_L_0						
57	D	18.84	0.000	177.6	94.22	177.6	94.22	V-C	3.5730E+04	-11.10	0.000	
1.000		1.000	94.22	0.000	0.000	DI2_165_168_L_0						
58	D	19.15	0.000	180.8	95.76	180.8	95.76	V-C	3.5730E+04	-11.30	0.000	
1.000		1.000	95.76	0.000	0.000	DI2_165_168_L_0						
59	D	19.46	0.000	184.0	97.29	184.0	97.29	V-C	3.5730E+04	-11.50	0.000	
1.000		1.000	97.29	0.000	0.000	DI2_165_168_L_0						
60	D	19.77	0.000	187.2	98.83	187.2	98.83	V-C	3.5730E+04	-11.70	0.000	
1.000		1.000	98.83	0.000	0.000	DI2_165_168_L_0						
61	D	20.07	0.000	190.4	100.4	190.4	100.4	V-C	3.5730E+04	-11.90	0.000	
1.000		1.000	100.4	0.000	0.000	DI2_165_168_L_0						

62 D	20.38	0.000	193.6	101.9	193.6	101.9	V-C	3.5730E+04	-12.10	0.000	
1.000	1.000	101.9	0.000	0.000	DI2_165_168_L_0						
63 D	20.69	0.000	196.8	103.5	196.8	103.5	V-C	3.5730E+04	-12.30	0.000	
1.000	1.000	103.5	0.000	0.000	DI2_165_168_L_0						
64 D	21.00	0.000	200.0	105.0	200.0	105.0	V-C	3.5730E+04	-12.50	0.000	
1.000	1.000	105.0	0.000	0.000	DI2_165_168_L_0						
65 D	21.31	0.000	203.2	106.5	203.2	106.5	V-C	3.5730E+04	-12.70	0.000	
1.000	1.000	106.5	0.000	0.000	DI2_165_168_L_0						
66 D	21.62	0.000	206.4	108.1	206.4	108.1	V-C	3.5730E+04	-12.90	0.000	
1.000	1.000	108.1	0.000	0.000	DI2_165_168_L_0						
67 D	21.93	0.000	209.6	109.6	209.6	109.6	V-C	3.5730E+04	-13.10	0.000	
1.000	1.000	109.6	0.000	0.000	DI2_165_168_L_0						
68 D	22.23	0.000	212.8	111.2	212.8	111.2	V-C	3.5730E+04	-13.30	0.000	
1.000	1.000	111.2	0.000	0.000	DI2_165_168_L_0						
69 D	22.54	0.000	216.0	112.7	216.0	112.7	V-C	3.5730E+04	-13.50	0.000	
1.000	1.000	112.7	0.000	0.000	DI2_165_168_L_0						
70 D	22.85	0.000	219.2	114.3	219.2	114.3	V-C	3.5730E+04	-13.70	0.000	
1.000	1.000	114.3	0.000	0.000	DI2_165_168_L_0						
71 D	23.16	0.000	222.4	115.8	222.4	115.8	V-C	3.5730E+04	-13.90	0.000	
1.000	1.000	115.8	0.000	0.000	DI2_165_168_L_0						
72 D	23.47	0.000	225.6	117.4	225.6	117.4	V-C	3.5730E+04	-14.10	0.000	
1.000	1.000	117.4	0.000	0.000	DI2_165_168_L_0						
73 D	23.78	0.000	228.8	118.9	228.8	118.9	V-C	3.5730E+04	-14.30	0.000	
1.000	1.000	118.9	0.000	0.000	DI2_165_168_L_0						
74 D	24.09	0.000	232.0	120.5	232.0	120.5	V-C	3.5730E+04	-14.50	0.000	
1.000	1.000	120.5	0.000	0.000	DI2_165_168_L_0						
75 D	24.40	0.000	235.2	122.0	235.2	122.0	V-C	3.5730E+04	-14.70	0.000	
1.000	1.000	122.0	0.000	0.000	DI2_165_168_L_0						
76 D	24.71	0.000	238.4	123.6	238.4	123.6	V-C	3.5730E+04	-14.90	0.000	
1.000	1.000	123.6	0.000	0.000	DI2_165_168_L_0						
77 D	25.02	0.000	241.6	125.1	241.6	125.1	V-C	3.5730E+04	-15.10	0.000	
1.000	1.000	125.1	0.000	0.000	DI2_165_168_L_0						
78 D	25.33	0.000	244.8	126.7	244.8	126.7	V-C	3.5730E+04	-15.30	0.000	
1.000	1.000	126.7	0.000	0.000	DI2_165_168_L_0						
79 D	12.82	0.000	248.0	128.2	248.0	128.2	V-C	3.5730E+04	-15.50	0.000	
1.000	1.000	128.2	0.000	0.000	DI2_165_168_L_0						

```
+-------------------------------------------------------------------------------------------------------------------------+
|                   PARATIEPLUS(TM)   NLS ENGINE RELEASE  2018.0    FULL VERSION  *Build date:Nov 13, 2017*              |
|                                                                                                                         |
|                                      NewProject.BaseDesignSection_28.Nominal_63                                         |
|                                   Exe Time : 4 September 2018 18:06:49                                                  |
+-------------------------------------------------------------------------------------------------------------------------+
New Project


S T R E S S   R E S U L T S   F O R   G R O U P   N O.   3

WallElement_33                                                :
ELEMENT TYPE    2 NO.OF ELEMENTS. IN THIS GROUP   78
C U R R E N T   T I M E   I S     1.0000

 WALL2D ELEMENT

   EL      TA          TB          MA          MB
-------------------------------------------------------
    1  0.0000      0.0000      0.0000      0.0000
    2  0.0000      0.0000      0.0000      0.0000
    3  0.0000      0.0000      0.0000      0.0000
    4  0.0000      0.0000      0.0000      0.0000
    5  0.0000      0.0000      0.0000      0.0000
    6  0.0000      0.0000      0.0000      0.0000
    7  0.0000      0.0000      0.0000      0.0000
    8  0.0000      0.0000      0.0000      0.0000
    9  0.0000      0.0000      0.0000      0.0000
   10  0.0000      0.0000      0.0000      0.0000
   11  0.0000      0.0000      0.0000      0.0000
   12  0.0000      0.0000      0.0000      0.0000
   13  0.0000      0.0000      0.0000      0.0000
   14  0.0000      0.0000      0.0000      0.0000
   15  0.0000      0.0000      0.0000      0.0000
   16  0.0000      0.0000      0.0000      0.0000
   17  0.0000      0.0000      0.0000      0.0000
   18  0.0000      0.0000      0.0000      0.0000
   19  0.0000      0.0000      0.0000      0.0000
   20  0.0000      0.0000      0.0000      0.0000
   21  0.0000      0.0000      0.0000      0.0000
   22  0.0000      0.0000      0.0000      0.0000
   23  0.0000      0.0000      0.0000      0.0000
   24  0.0000      0.0000      0.0000      0.0000
   25  0.0000      0.0000      0.0000      0.0000
   26  0.0000      0.0000      0.0000      0.0000
   27  0.0000      0.0000      0.0000      0.0000
   28  0.0000      0.0000      0.0000      0.0000
   29  0.0000      0.0000      0.0000      0.0000
   30  0.0000      0.0000      0.0000      0.0000
   31  0.0000      0.0000      0.0000      0.0000
   32  0.0000      0.0000      0.0000      0.0000
   33  0.0000      0.0000      0.0000      0.0000
   34  0.0000      0.0000      0.0000      0.0000
   35  0.0000      0.0000      0.0000      0.0000
   36  0.0000      0.0000      0.0000      0.0000
   37  0.0000      0.0000      0.0000      0.0000
   38  0.0000      0.0000      0.0000      0.0000
   39  0.0000      0.0000      0.0000      0.0000
   40  0.0000      0.0000      0.0000      0.0000
   41  0.0000      0.0000      0.0000      0.0000
   42  0.0000      0.0000      0.0000      0.0000
   43  0.0000      0.0000      0.0000      0.0000
   44  0.0000      0.0000      0.0000      0.0000
   45  0.0000      0.0000      0.0000      0.0000
   46  0.0000      0.0000      0.0000      0.0000
   47  0.0000      0.0000      0.0000      0.0000
   48  0.0000      0.0000      0.0000      0.0000
   49  0.0000      0.0000      0.0000      0.0000
   50  0.0000      0.0000      0.0000      0.0000
   51  0.0000      0.0000      0.0000      0.0000
   52  0.0000      0.0000      0.0000      0.0000
```

53	0.0000	0.0000	0.0000	0.0000
54	0.0000	0.0000	0.0000	0.0000
55	0.0000	0.0000	0.0000	0.0000
56	0.0000	0.0000	0.0000	0.0000
57	0.0000	0.0000	0.0000	0.0000
58	0.0000	0.0000	0.0000	0.0000
59	0.0000	0.0000	0.0000	0.0000
60	0.0000	0.0000	0.0000	0.0000
61	0.0000	0.0000	0.0000	0.0000
62	0.0000	0.0000	0.0000	0.0000
63	0.0000	0.0000	0.0000	0.0000
64	0.0000	0.0000	0.0000	0.0000
65	0.0000	0.0000	0.0000	0.0000
66	0.0000	0.0000	0.0000	0.0000
67	0.0000	0.0000	0.0000	0.0000
68	0.0000	0.0000	0.0000	0.0000
69	0.0000	0.0000	0.0000	0.0000
70	0.0000	0.0000	0.0000	0.0000
71	0.0000	0.0000	0.0000	0.0000
72	0.0000	0.0000	0.0000	0.0000
73	0.0000	0.0000	0.0000	0.0000
74	0.0000	0.0000	0.0000	0.0000
75	0.0000	0.0000	0.0000	0.0000
76	0.0000	0.0000	0.0000	0.0000
77	0.0000	0.0000	0.0000	0.0000
78	0.0000	0.0000	0.0000	0.0000

```
+-------------------------------------------------------------------------------------------------------------------------+
|                   PARATIEPLUS(TM)   NLS ENGINE RELEASE  2018.0    FULL VERSION  *Build date:Nov 13, 2017*              |
|                                                                                                                         |
|                                      NewProject.BaseDesignSection_28.Nominal_63                                         |
|                                   Exe Time : 4 September 2018 18:06:49                                                  |
+-------------------------------------------------------------------------------------------------------------------------+
New Project


S T R E S S   R E S U L T S   F O R   G R O U P   N O.   4

WallElement_New_76649                                          :
ELEMENT TYPE    2 NO.OF ELEMENTS. IN THIS GROUP   47
C U R R E N T   T I M E   I S     1.0000

 WALL2D ELEMENT

   EL      TA          TB          MA          MB
-----------------------------------------------------

***** NO ONE ELEMENT ACTIVE AT CURRENT STEP *****
```

```
+-------------------------------------------------------------------------------------------------------------------------------+
|                   PARATIEPLUS(TM)   NLS ENGINE RELEASE  2018.0    FULL VERSION  *Build date:Nov 13, 2017*                    |
|                                                                                                                               |
|                                      NewProject.BaseDesignSection_28.Nominal_63                                               |
|                                   Exe Time : 4 September 2018 18:06:49                                                        |
+-------------------------------------------------------------------------------------------------------------------------------+
New Project


S T R E S S    R E S U L T S    F O R    G R O U P    N O.    5

Tieback_175                                                 :
ELEMENT TYPE    6 NO.OF ELEMENTS. IN THIS GROUP    1
C U R R E N T    T I M E    I S      1.0000

 POST-TENSION 2D-BOUNDARY ELEMENT

         EL    FORCE          d0          EDISPL     pl. eps          K     -ve limit   +ve limit
-------------------------------------------------------------------------------------------------------

***** NO ONE ELEMENT ACTIVE AT CURRENT STEP *****

ITER     0 RNORM = 0.000     RMNORM= 0.000
           RINORM=0.3432E+05 RIMNOR= 0.000
           RENORM= 78.59     REMNOR= 0.000     RATIO =0.4785E-01 TOLER =0.1000E-03  NOT CONVERGED
           RFMAX = 25.33     RMMAX = 0.000
           RTSMAL=0.1000E-03 RMSMAL= 0.000
           RDT   =0.3432E+05 RDR   = 0.000
           RATIOT=0.4785E-01 RATIOR= 0.000
           MAX UN= 3.258     IEQ=    26 NODE      6 DOF   1  Y-DISPL.F
           MIN UN= 0.000     IEQ=     2 NODE      1 DOF   2   X-ROT. F
           NO. OF CONTACT CONSTRAINT VIOLATIONS     0


ITER     2 RNORM = 0.000     RMNORM= 0.000
           RINORM=0.3432E+05 RIMNOR= 0.000
           RENORM=0.6833     REMNOR=0.1170E-20 RATIO =0.4462E-02 TOLER =0.1000E-03  NOT CONVERGED
           RFMAX = 25.33     RMMAX = 0.000
           RTSMAL=0.1000E-03 RMSMAL= 0.000
           RDT   =0.3432E+05 RDR   = 0.000
           RATIOT=0.4462E-02 RATIOR= 0.000
           MAX UN=0.5809     IEQ=     1 NODE      1 DOF   1  Y-DISPL.F
           MIN UN=-.1491E-09 IEQ=    16 NODE      4 DOF   1  Y-DISPL.F
           NO. OF CONTACT CONSTRAINT VIOLATIONS     0


ITER     3 RNORM = 0.000     RMNORM= 0.000
           RINORM=0.3432E+05 RIMNOR= 0.000
           RENORM=0.1762E-08 REMNOR=0.1647E-21 RATIO =0.2266E-06 TOLER =0.1000E-03      CONVERGED !
           RFMAX = 25.33     RMMAX = 0.000
           RTSMAL=0.1000E-03 RMSMAL= 0.000
           RDT   =0.3432E+05 RDR   = 0.000
           RATIOT=0.2266E-06 RATIOR= 0.000
           MAX UN=0.1522E-04 IEQ=     3 NODE      1 DOF   3  Y-DISPL.S
           MIN UN=-.5723E-06 IEQ=   213 NODE     43 DOF   3  Y-DISPL.S
           NO. OF CONTACT CONSTRAINT VIOLATIONS     0
```

```
+-------------------------------------------------------------------------------------------------------------------------+
|                  PARATIEPLUS(TM)   NLS ENGINE RELEASE  2018.0    FULL VERSION  *Build date:Nov 13, 2017*              |
|                                                                                                                         |
|                                     NewProject.BaseDesignSection_28.Nominal_63                                          |
|                                  Exe Time : 4 September 2018 18:06:49                                                   |
+-------------------------------------------------------------------------------------------------------------------------+
New Project
SOLUTION REACHED USING     3 ITERATIONS ON   40

P R I N T   O U T   F O R   T I M E   S T E P   2    ( AT TIME   2.000    )

PRINT OUT OF ACTIVE COMPONENTS (FIXED NODES ARE NOT PRINTED OUT)
```

	Y-DISPL.F (02)	X-ROT. F (04)	Y-DISPL.S (08)	X-ROT. S (10)	Y-FORCE (14)	GAP	C-FORCE
1	1.6023570E-04	-2.6414339E-05	1.6023570E-04	0.000000	-4.1170668E-15	2.7105054E-20	-1.5219958E-05
2	1.5495283E-04	-2.6414338E-05	1.5495283E-04	0.000000	-1.9527613E-15	0.000000	-1.4437922E-05
3	1.4967008E-04	-2.6412582E-05	1.4967008E-04	0.000000	-1.8472750E-15	0.000000	-1.3657999E-05
4	1.4438828E-04	-2.6403683E-05	1.4438828E-04	0.000000	-1.7424747E-15	0.000000	-1.2883148E-05
5	1.3910993E-04	-2.6374958E-05	1.3910993E-04	0.000000	-1.6387517E-15	2.7105054E-20	-1.2116262E-05
6	1.3384113E-04	-2.6303688E-05	1.3384113E-04	0.000000	-1.5364518E-15	0.000000	-1.1359899E-05
7	1.2859339E-04	-2.6158498E-05	1.2859339E-04	0.000000	-1.4358782E-15	0.000000	-1.0616298E-05
8	1.2338378E-04	-2.5922647E-05	1.2338378E-04	0.000000	-1.3373239E-15	-2.7105054E-20	-9.8876280E-06
9	1.1822998E-04	-2.5602061E-05	1.1822998E-04	0.000000	-1.2411616E-15	1.3552527E-20	-9.1766435E-06
10	1.1314795E-04	-2.5206517E-05	1.1314795E-04	0.000000	-1.1477403E-15	1.3552527E-20	-8.4859246E-06
11	1.0815174E-04	-2.4745351E-05	1.0815174E-04	0.000000	-1.0573549E-15	-1.3552527E-20	-7.8176515E-06
12	1.0325360E-04	-2.4227249E-05	1.0325360E-04	0.000000	-9.7025028E-16	1.3552527E-20	-7.1736354E-06
13	9.8464111E-05	-2.3660140E-05	9.8464111E-05	0.000000	-8.8662540E-16	-2.7105054E-20	-6.5553471E-06
14	9.3792340E-05	-2.3051147E-05	9.3792340E-05	0.000000	-8.0663701E-16	-1.3552527E-20	-5.9639455E-06
15	8.9246026E-05	-2.2406551E-05	8.9246026E-05	0.000000	-7.3040325E-16	0.000000	-5.4003042E-06
16	8.4831731E-05	-2.1731789E-05	8.4831731E-05	0.000000	-6.5801210E-16	4.0657581E-20	-4.8650370E-06
17	8.0554994E-05	-2.1031447E-05	8.0554994E-05	0.000000	-5.8950410E-16	-1.3552527E-20	-4.3585205E-06
18	7.6420585E-05	-2.0309281E-05	7.6420585E-05	0.000000	-5.2490410E-16	1.3552527E-20	-3.8809272E-06
19	7.2432542E-05	-1.9568217E-05	7.2432542E-05	0.000000	-4.6421705E-16	2.7105054E-20	-3.4322318E-06
20	6.8594417E-05	-1.8810376E-05	6.8594417E-05	0.000000	-4.0740958E-16	-2.7105054E-20	-3.0122431E-06
21	6.4909438E-05	-1.8037105E-05	6.4909438E-05	0.000000	-3.5444237E-16	1.3552527E-20	-2.6206222E-06
22	6.1380584E-05	-1.7248977E-05	6.1380584E-05	0.000000	-3.0524988E-16	-4.0657581E-20	-2.2568933E-06
23	5.8010847E-05	-1.6445849E-05	5.8010847E-05	0.000000	-2.5974823E-16	-2.0328791E-20	-1.9204726E-06
24	5.4803301E-05	-1.5626870E-05	5.4803301E-05	0.000000	-2.1784751E-16	0.000000	-1.6106758E-06
25	5.1761258E-05	-1.4790516E-05	5.1761258E-05	0.000000	-1.7944390E-16	0.000000	-1.3267351E-06
26	4.8888397E-05	-1.3934625E-05	4.8888397E-05	0.000000	-1.4442275E-16	-6.7762636E-21	-1.0678126E-06
27	4.6188447E-05	-1.3063337E-05	4.6188447E-05	0.000000	-1.1266460E-16	0.000000	-8.3300366E-07
28	4.3663430E-05	-1.2186735E-05	4.3663430E-05	0.000000	-8.4032845E-17	-6.7762636E-21	-6.2130555E-07
29	4.1313520E-05	-1.1313639E-05	4.1313520E-05	0.000000	-5.8379591E-17	-6.7762636E-21	-4.3163556E-07
30	3.9137233E-05	-1.0451670E-05	3.9137233E-05	0.000000	-3.5550639E-17	-6.7762636E-21	-2.6284733E-07
31	3.7131676E-05	-9.6073429E-06	3.7131676E-05	0.000000	-1.5384954E-17	0.000000	-1.1375111E-07
32	3.5292762E-05	-8.7861545E-06	3.5292762E-05	0.000000	2.2815183E-18	0.000000	1.6868769E-08
33	3.3615378E-05	-7.9926484E-06	3.3615378E-05	0.000000	1.7615420E-17	6.7762636E-21	1.3024143E-07
34	3.2093611E-05	-7.2305213E-06	3.2093611E-05	0.000000	3.0782351E-17	-6.7762636E-21	2.2759250E-07
35	3.0720883E-05	-6.5026844E-06	3.0720883E-05	0.000000	4.1946451E-17	0.000000	3.1013543E-07
36	2.9490104E-05	-5.8113422E-06	2.9490104E-05	0.000000	5.1268394E-17	0.000000	3.7906102E-07
37	2.8393814E-05	-5.1580675E-06	2.8393814E-05	0.000000	5.8905737E-17	-3.3881318E-21	4.3552894E-07
38	2.7424279E-05	-4.5438569E-06	2.7424279E-05	0.000000	6.5010493E-17	-3.3881318E-21	4.8066181E-07
39	2.6573633E-05	-3.9692146E-06	2.6573633E-05	0.000000	6.9727560E-17	-3.3881318E-21	5.1553794E-07
40	2.5833951E-05	-3.4341997E-06	2.5833951E-05	0.000000	7.3196770E-17	0.000000	5.4118790E-07
41	2.5197333E-05	-2.9384865E-06	2.5197333E-05	0.000000	7.5550541E-17	-6.7762636E-21	5.5859075E-07
42	2.4655980E-05	-2.4814174E-06	2.4655980E-05	0.000000	7.6913977E-17	3.3881318E-21	5.6867146E-07
43	2.4202253E-05	-2.0620513E-06	2.4202253E-05	0.000000	7.7404626E-17	6.7762636E-21	5.7229912E-07
44	2.3828725E-05	-1.6792096E-06	2.3828725E-05	0.000000	7.7131763E-17	6.7762636E-21	5.7028596E-07
45	2.3528227E-05	-1.3315185E-06	2.3528227E-05	0.000000	7.6198670E-17	-3.3881318E-21	5.6338699E-07
46	2.3293878E-05	-1.0174408E-06	2.3293878E-05	0.000000	7.4699709E-17	-3.3881318E-21	5.5230004E-07
47	2.3119120E-05	-7.3531977E-07	2.3119120E-05	0.000000	1.6161874E-17	6.7762636E-21	5.3766667E-07
48	2.3052126E-05	-6.0574908E-07	2.3052126E-05	0.000000	1.5907536E-17	0.000000	5.2920546E-07
49	2.2955199E-05	-3.6825383E-07	2.2955199E-05	0.000000	6.9024047E-17	0.000000	5.1033644E-07
50	2.2902994E-05	-1.5822058E-07	2.2902994E-05	0.000000	6.6176966E-17	0.000000	4.8928625E-07
51	2.2890205E-05	2.6220281E-08	2.2890205E-05	0.000000	6.3096414E-17	3.3881318E-21	4.6650987E-07
52	2.2911901E-05	1.8694694E-07	2.2911901E-05	0.000000	5.9837301E-17	0.000000	4.4241328E-07
53	2.2963527E-05	3.2582800E-07	2.2963527E-05	0.000000	5.6448213E-17	-3.3881318E-21	4.1735571E-07
54	2.3040899E-05	4.4470663E-07	2.3040899E-05	0.000000	5.2971743E-17	3.3881318E-21	3.9165207E-07
55	2.3140196E-05	5.4538699E-07	2.3140196E-05	0.000000	4.9444825E-17	3.3881318E-21	3.6557544E-07

56	2.3257957E-05	6.2962251E-07	2.3257957E-05	0.000000	4.5899084E-17	3.3881318E-21	3.3935963E-07
57	2.3391062E-05	6.9910609E-07	2.3391062E-05	0.000000	4.2361186E-17	3.3881318E-21	3.1320182E-07
58	2.3536724E-05	7.5546183E-07	2.3536724E-05	0.000000	3.8853195E-17	3.3881318E-21	2.8726512E-07
59	2.3692475E-05	8.0023833E-07	2.3692475E-05	0.000000	3.5392925E-17	6.7762636E-21	2.6168126E-07
60	2.3856146E-05	8.3490320E-07	2.3856146E-05	0.000000	3.1994289E-17	-3.3881318E-21	2.3655309E-07
61	2.4025854E-05	8.6083878E-07	2.4025854E-05	0.000000	2.8667650E-17	-3.3881318E-21	2.1195724E-07
62	2.4199985E-05	8.7933883E-07	2.4199985E-05	0.000000	2.5420156E-17	-6.7762636E-21	1.8794656E-07
63	2.4377174E-05	8.9160607E-07	2.4377174E-05	0.000000	2.2256073E-17	0.000000	1.6455258E-07
64	2.4556286E-05	8.9875053E-07	2.4556286E-05	0.000000	1.9177115E-17	-3.3881318E-21	1.4178798E-07
65	2.4736401E-05	9.0178842E-07	2.4736401E-05	0.000000	1.6182752E-17	-3.3881318E-21	1.1964885E-07
66	2.4916789E-05	9.0164158E-07	2.4916789E-05	0.000000	1.3270527E-17	3.3881318E-21	9.8117013E-08
67	2.5096900E-05	8.9913730E-07	2.5096900E-05	0.000000	1.0436348E-17	-6.7762636E-21	7.7162222E-08
68	2.5276336E-05	8.9500845E-07	2.5276336E-05	0.000000	7.6747865E-18	3.3881318E-21	5.6744329E-08
69	2.5454838E-05	8.8989388E-07	2.5454838E-05	0.000000	4.9793540E-18	0.000000	3.6815370E-08
70	2.5632264E-05	8.8433892E-07	2.5632264E-05	0.000000	2.3427836E-18	0.000000	1.7321613E-08
71	2.5808574E-05	8.7879601E-07	2.5808574E-05	0.000000	-2.4270264E-19	-3.3881318E-21	-1.7944471E-09
72	2.5983807E-05	8.7362540E-07	2.5983807E-05	0.000000	-2.7851289E-18	-3.3881318E-21	-2.0592139E-08
73	2.6158067E-05	8.6909574E-07	2.6158067E-05	0.000000	-5.2925074E-18	-3.3881318E-21	-3.9130702E-08
74	2.6331500E-05	8.6538476E-07	2.6331500E-05	0.000000	-7.7725834E-18	-3.3881318E-21	-5.7467400E-08
75	2.6504281E-05	8.6257979E-07	2.6504281E-05	0.000000	-1.0231817E-17	3.3881318E-21	-7.5655674E-08
76	2.6676584E-05	8.6067833E-07	2.6676584E-05	0.000000	-1.2677900E-17	1.3552527E-20	-9.3742396E-08
77	2.6848598E-05	8.5958805E-07	2.6848598E-05	0.000000	-1.5117076E-17	3.3881318E-21	-1.1176967E-07
78	2.7020461E-05	8.5912766E-07	2.7020461E-05	0.000000	-1.7552647E-17	-6.7762636E-21	-1.2976758E-07
79	2.7192282E-05	8.5902668E-07	2.7192282E-05	0.000000	-3.9974851E-17	-3.3881318E-21	-1.4775694E-07

```
+-------------------------------------------------------------------------------------------------------------------------------+
|                  PARATIEPLUS(TM)   NLS ENGINE RELEASE  2018.0    FULL VERSION  *Build date:Nov 13, 2017*                    |
|                                                                                                                               |
|                                     NewProject.BaseDesignSection_28.Nominal_63                                                |
|                                  Exe Time : 4 September 2018 18:06:49                                                         |
+-------------------------------------------------------------------------------------------------------------------------------+
New Project


S T R E S S   R E S U L T S   F O R   G R O U P   N O.   1

0_L                                                              :
ELEMENT TYPE    5 NO.OF ELEMENTS. IN THIS GROUP   79
C U R R E N T   T I M E   I S      2.0000

 HARDENING 2D SOIL ELEMENT

 ****** TOTAL STRESS FORMULATION *****

  EL *   FORCE     DISPL-Y  VERTICAL-P  HORIZON.-P     MAX-V-P     MAX-H-P           STATE   STIFFNESS Z-LEVEL      PORE
E FACTOR    UFACTOR       Peq           Su_a         Su_p     LAYER
 ------------------------------------------------------------------------------------------------------------------------------
-------------------------------------------------------------------------------------------
   1 D  2.0998E-04 -1.6024E-04  6.3056E-03  2.0998E-03  6.3056E-03  0.6685          ACTIVE   0.000       0.000       0.000
1.000       1.000      2.0998E-03   0.000       0.000     DI1_164_167_L_0
   2 D  0.2158     -1.5495E-04   3.240       1.079       3.240       4.638          ACTIVE   0.000      -0.2000      0.000
1.000       1.000       1.079       0.000       0.000     DI1_164_167_L_0
   3 D  0.4483     -1.4967E-04   6.637       2.241       6.637       8.262           UL-RL  4.0228E+04 -0.4000      0.000
1.000       1.000       2.241       0.000       0.000     DI1_164_167_L_0
   4 D  1.115      -1.4439E-04   10.24       5.573       10.24       11.38           UL-RL  4.0228E+04 -0.6000      0.000
1.000       1.000       5.573       0.000       0.000     DI1_164_167_L_0
   5 D  1.685      -1.3911E-04   14.00       8.425       14.00       14.02           UL-RL  4.0228E+04 -0.8000      0.000
1.000       1.000       8.425       0.000       0.000     DI1_164_167_L_0
   6 D  2.181      -1.3384E-04   17.83       10.91       17.83       16.29           UL-RL  4.0228E+04  -1.000      0.000
1.000       1.000       10.91       0.000       0.000     DI1_164_167_L_0
   7 D  2.626      -1.2859E-04   21.70       13.13       21.70       18.30           UL-RL  4.0228E+04  -1.200      0.000
1.000       1.000       13.13       0.000       0.000     DI1_164_167_L_0
   8 D  3.036      -1.2338E-04   25.76       15.18       25.76       20.14           UL-RL  4.0228E+04  -1.400      0.000
1.000       1.000       15.18       0.000       0.000     DI1_164_167_L_0
   9 D  3.424      -1.1823E-04   29.67       17.12       29.67       21.87           UL-RL  4.0228E+04  -1.600      0.000
1.000       1.000       17.12       0.000       0.000     DI1_164_167_L_0
  10 D  3.796      -1.1315E-04   34.27       18.98       34.27       23.53           UL-RL  4.0228E+04  -1.800      0.000
1.000       1.000       18.98       0.000       0.000     DI1_164_167_L_0
  11 D  4.158      -1.0815E-04   37.91       20.79       37.91       25.14           UL-RL  4.0228E+04  -2.000      0.000
1.000       1.000       20.79       0.000       0.000     DI1_164_167_L_0
  12 D  4.512      -1.0325E-04   41.48       22.56       41.48       26.72           UL-RL  4.0228E+04  -2.200      0.000
1.000       1.000       22.56       0.000       0.000     DI1_164_167_L_0
  13 D  4.862      -9.8464E-05   45.62       24.31       45.62       28.27           UL-RL  4.0228E+04  -2.400      0.000
1.000       1.000       24.31       0.000       0.000     DI1_164_167_L_0
  14 D  5.207      -9.3792E-05   49.06       26.03       49.06       29.81           UL-RL  4.0228E+04  -2.600      0.000
1.000       1.000       26.03       0.000       0.000     DI1_164_167_L_0
  15 D  5.549      -8.9246E-05   52.48       27.74       52.48       31.33           UL-RL  4.0228E+04  -2.800      0.000
1.000       1.000       27.74       0.000       0.000     DI1_164_167_L_0
  16 D  5.888      -8.4832E-05   56.37       29.44       56.37       32.85           UL-RL  4.0228E+04  -3.000      0.000
1.000       1.000       29.44       0.000       0.000     DI1_164_167_L_0
  17 D  6.225      -8.0555E-05   59.72       31.13       59.72       34.37           UL-RL  4.0228E+04  -3.200      0.000
1.000       1.000       31.13       0.000       0.000     DI1_164_167_L_0
  18 D  6.560      -7.6421E-05   63.49       32.80       63.49       35.88           UL-RL  4.0228E+04  -3.400      0.000
1.000       1.000       32.80       0.000       0.000     DI1_164_167_L_0
  19 D  6.894      -7.2433E-05   66.79       34.47       66.79       37.38           UL-RL  4.0228E+04  -3.600      0.000
1.000       1.000       34.47       0.000       0.000     DI1_164_167_L_0
  20 D  7.226      -6.8594E-05   70.09       36.13       70.09       38.89           UL-RL  4.0228E+04  -3.800      0.000
1.000       1.000       36.13       0.000       0.000     DI1_164_167_L_0
  21 D  7.556      -6.4909E-05   73.38       37.78       73.38       40.39           UL-RL  4.0228E+04  -4.000      0.000
1.000       1.000       37.78       0.000       0.000     DI1_164_167_L_0
  22 D  7.885      -6.1381E-05   77.01       39.43       77.01       41.89           UL-RL  4.0228E+04  -4.200      0.000
1.000       1.000       39.43       0.000       0.000     DI1_164_167_L_0
  23 D  8.213      -5.8011E-05   80.27       41.06       80.27       43.40           UL-RL  4.0228E+04  -4.400      0.000
1.000       1.000       41.06       0.000       0.000     DI1_164_167_L_0
  24 D  8.539      -5.4803E-05   83.53       42.69       83.53       44.90           UL-RL  4.0228E+04  -4.600      0.000
1.000       1.000       42.69       0.000       0.000     DI1_164_167_L_0
```

25 D	8.864	-5.1761E-05	87.10	44.32	87.10	46.40	UL-RL	4.0228E+04	-4.800	0.000	
1.000	1.000	44.32	0.000	0.000	DI1_164_167_L_0						
26 D	8.633	-4.8888E-05	90.34	43.16	90.34	47.90	UL-RL	9.6960E+04	-5.000	0.000	
1.000	1.000	43.16	0.000	0.000	DI2_165_168_L_0						
27 D	8.986	-4.6188E-05	93.58	44.93	93.58	49.41	UL-RL	9.6960E+04	-5.200	0.000	
1.000	1.000	44.93	0.000	0.000	DI2_165_168_L_0						
28 D	9.336	-4.3663E-05	97.10	46.68	97.10	50.91	UL-RL	9.6960E+04	-5.400	0.000	
1.000	1.000	46.68	0.000	0.000	DI2_165_168_L_0						
29 D	9.682	-4.1314E-05	100.3	48.41	100.3	52.42	UL-RL	9.6960E+04	-5.600	0.000	
1.000	1.000	48.41	0.000	0.000	DI2_165_168_L_0						
30 D	10.03	-3.9137E-05	103.6	50.13	103.6	53.92	UL-RL	9.6960E+04	-5.800	0.000	
1.000	1.000	50.13	0.000	0.000	DI2_165_168_L_0						
31 D	10.37	-3.7132E-05	107.0	51.83	107.0	55.43	UL-RL	9.6960E+04	-6.000	0.000	
1.000	1.000	51.83	0.000	0.000	DI2_165_168_L_0						
32 D	10.70	-3.5293E-05	110.3	53.51	110.3	56.94	UL-RL	9.6960E+04	-6.200	0.000	
1.000	1.000	53.51	0.000	0.000	DI2_165_168_L_0						
33 D	11.04	-3.3615E-05	113.5	55.18	113.5	58.44	UL-RL	9.6960E+04	-6.400	0.000	
1.000	1.000	55.18	0.000	0.000	DI2_165_168_L_0						
34 D	11.37	-3.2094E-05	116.9	56.84	116.9	59.95	UL-RL	9.6960E+04	-6.600	0.000	
1.000	1.000	56.84	0.000	0.000	DI2_165_168_L_0						
35 D	11.70	-3.0721E-05	120.1	58.49	120.1	61.46	UL-RL	9.6960E+04	-6.800	0.000	
1.000	1.000	58.49	0.000	0.000	DI2_165_168_L_0						
36 D	12.02	-2.9490E-05	123.3	60.12	123.3	62.98	UL-RL	9.6960E+04	-7.000	0.000	
1.000	1.000	60.12	0.000	0.000	DI2_165_168_L_0						
37 D	12.35	-2.8394E-05	126.8	61.73	126.8	64.49	UL-RL	9.6960E+04	-7.200	0.000	
1.000	1.000	61.73	0.000	0.000	DI2_165_168_L_0						
38 D	12.67	-2.7424E-05	130.0	63.34	130.0	66.00	UL-RL	9.6960E+04	-7.400	0.000	
1.000	1.000	63.34	0.000	0.000	DI2_165_168_L_0						
39 D	12.99	-2.6574E-05	133.2	64.94	133.2	67.52	UL-RL	9.6960E+04	-7.600	0.000	
1.000	1.000	64.94	0.000	0.000	DI2_165_168_L_0						
40 D	13.31	-2.5834E-05	136.6	66.53	136.6	69.03	UL-RL	9.6960E+04	-7.800	0.000	
1.000	1.000	66.53	0.000	0.000	DI2_165_168_L_0						
41 D	13.62	-2.5197E-05	139.8	68.11	139.8	70.55	UL-RL	9.6960E+04	-8.000	0.000	
1.000	1.000	68.11	0.000	0.000	DI2_165_168_L_0						
42 D	13.94	-2.4656E-05	143.0	69.68	143.0	72.07	UL-RL	9.6960E+04	-8.200	0.000	
1.000	1.000	69.68	0.000	0.000	DI2_165_168_L_0						
43 D	14.25	-2.4202E-05	146.4	71.24	146.4	73.59	UL-RL	9.6960E+04	-8.400	0.000	
1.000	1.000	71.24	0.000	0.000	DI2_165_168_L_0						
44 D	14.56	-2.3829E-05	149.6	72.80	149.6	75.11	UL-RL	9.6960E+04	-8.600	0.000	
1.000	1.000	72.80	0.000	0.000	DI2_165_168_L_0						
45 D	14.87	-2.3528E-05	152.8	74.35	152.8	76.63	UL-RL	9.6960E+04	-8.800	0.000	
1.000	1.000	74.35	0.000	0.000	DI2_165_168_L_0						
46 D	15.18	-2.3294E-05	156.2	75.90	156.2	78.16	UL-RL	9.6960E+04	-9.000	0.000	
1.000	1.000	75.90	0.000	0.000	DI2_165_168_L_0						
47 D	11.62	-2.3119E-05	159.4	77.44	159.4	79.68	UL-RL	9.6960E+04	-9.200	0.000	
1.000	1.000	77.44	0.000	0.000	DI2_165_168_L_0						
48 D	11.73	-2.3052E-05	161.1	78.21	161.1	80.44	UL-RL	9.6960E+04	-9.300	0.000	
1.000	1.000	78.21	0.000	0.000	DI2_165_168_L_0						
49 D	15.95	-2.2955E-05	164.3	79.74	164.3	81.97	UL-RL	9.6960E+04	-9.500	0.000	
1.000	1.000	79.74	0.000	0.000	DI2_165_168_L_0						
50 D	16.26	-2.2903E-05	167.5	81.28	167.5	83.50	UL-RL	9.6960E+04	-9.700	0.000	
1.000	1.000	81.28	0.000	0.000	DI2_165_168_L_0						
51 D	16.56	-2.2890E-05	170.8	82.81	170.8	85.02	UL-RL	9.6960E+04	-9.900	0.000	
1.000	1.000	82.81	0.000	0.000	DI2_165_168_L_0						
52 D	16.87	-2.2912E-05	174.0	84.33	174.0	86.55	UL-RL	9.6960E+04	-10.10	0.000	
1.000	1.000	84.33	0.000	0.000	DI2_165_168_L_0						
53 D	17.17	-2.2964E-05	177.2	85.86	177.2	88.09	UL-RL	9.6960E+04	-10.30	0.000	
1.000	1.000	85.86	0.000	0.000	DI2_165_168_L_0						
54 D	17.48	-2.3041E-05	180.6	87.38	180.6	89.62	UL-RL	9.6960E+04	-10.50	0.000	
1.000	1.000	87.38	0.000	0.000	DI2_165_168_L_0						
55 D	17.78	-2.3140E-05	183.8	88.91	183.8	91.15	UL-RL	9.6960E+04	-10.70	0.000	
1.000	1.000	88.91	0.000	0.000	DI2_165_168_L_0						
56 D	18.09	-2.3258E-05	187.0	90.43	187.0	92.68	UL-RL	9.6960E+04	-10.90	0.000	
1.000	1.000	90.43	0.000	0.000	DI2_165_168_L_0						
57 D	18.39	-2.3391E-05	190.3	91.95	190.3	94.22	UL-RL	9.6960E+04	-11.10	0.000	
1.000	1.000	91.95	0.000	0.000	DI2_165_168_L_0						
58 D	18.69	-2.3537E-05	193.5	93.47	193.5	95.76	UL-RL	9.6960E+04	-11.30	0.000	
1.000	1.000	93.47	0.000	0.000	DI2_165_168_L_0						
59 D	19.00	-2.3692E-05	196.7	95.00	196.7	97.29	UL-RL	9.6960E+04	-11.50	0.000	
1.000	1.000	95.00	0.000	0.000	DI2_165_168_L_0						
60 D	19.30	-2.3856E-05	200.0	96.52	200.0	98.83	UL-RL	9.6960E+04	-11.70	0.000	
1.000	1.000	96.52	0.000	0.000	DI2_165_168_L_0						
61 D	19.61	-2.4026E-05	203.2	98.04	203.2	100.4	UL-RL	9.6960E+04	-11.90	0.000	
1.000	1.000	98.04	0.000	0.000	DI2_165_168_L_0						

62 D	19.91	-2.4200E-05	206.4	99.56	206.4	101.9	UL-RL	9.6960E+04	-12.10	0.000		
1.000	1.000	99.56	0.000	0.000	DI2_165_168_L_0							
63 D	20.22	-2.4377E-05	209.8	101.1	209.8	103.5	UL-RL	9.6960E+04	-12.30	0.000		
1.000	1.000	101.1	0.000	0.000	DI2_165_168_L_0							
64 D	20.52	-2.4556E-05	213.0	102.6	213.0	105.0	UL-RL	9.6960E+04	-12.50	0.000		
1.000	1.000	102.6	0.000	0.000	DI2_165_168_L_0							
65 D	20.83	-2.4736E-05	216.2	104.1	216.2	106.5	UL-RL	9.6960E+04	-12.70	0.000		
1.000	1.000	104.1	0.000	0.000	DI2_165_168_L_0							
66 D	21.13	-2.4917E-05	219.5	105.7	219.5	108.1	UL-RL	9.6960E+04	-12.90	0.000		
1.000	1.000	105.7	0.000	0.000	DI2_165_168_L_0							
67 D	21.44	-2.5097E-05	222.7	107.2	222.7	109.6	UL-RL	9.6960E+04	-13.10	0.000		
1.000	1.000	107.2	0.000	0.000	DI2_165_168_L_0							
68 D	21.74	-2.5276E-05	225.9	108.7	225.9	111.2	UL-RL	9.6960E+04	-13.30	0.000		
1.000	1.000	108.7	0.000	0.000	DI2_165_168_L_0							
69 D	22.05	-2.5455E-05	229.2	110.2	229.2	112.7	UL-RL	9.6960E+04	-13.50	0.000		
1.000	1.000	110.2	0.000	0.000	DI2_165_168_L_0							
70 D	22.36	-2.5632E-05	232.4	111.8	232.4	114.3	UL-RL	9.6960E+04	-13.70	0.000		
1.000	1.000	111.8	0.000	0.000	DI2_165_168_L_0							
71 D	22.66	-2.5809E-05	235.6	113.3	235.6	115.8	UL-RL	9.6960E+04	-13.90	0.000		
1.000	1.000	113.3	0.000	0.000	DI2_165_168_L_0							
72 D	22.97	-2.5984E-05	238.9	114.8	238.9	117.4	UL-RL	9.6960E+04	-14.10	0.000		
1.000	1.000	114.8	0.000	0.000	DI2_165_168_L_0							
73 D	23.28	-2.6158E-05	242.1	116.4	242.1	118.9	UL-RL	9.6960E+04	-14.30	0.000		
1.000	1.000	116.4	0.000	0.000	DI2_165_168_L_0							
74 D	23.58	-2.6332E-05	245.3	117.9	245.3	120.5	UL-RL	9.6960E+04	-14.50	0.000		
1.000	1.000	117.9	0.000	0.000	DI2_165_168_L_0							
75 D	23.89	-2.6504E-05	248.6	119.4	248.6	122.0	UL-RL	9.6960E+04	-14.70	0.000		
1.000	1.000	119.4	0.000	0.000	DI2_165_168_L_0							
76 D	24.20	-2.6677E-05	251.8	121.0	251.8	123.6	UL-RL	9.6960E+04	-14.90	0.000		
1.000	1.000	121.0	0.000	0.000	DI2_165_168_L_0							
77 D	24.50	-2.6849E-05	255.0	122.5	255.0	125.1	UL-RL	9.6960E+04	-15.10	0.000		
1.000	1.000	122.5	0.000	0.000	DI2_165_168_L_0							
78 D	24.81	-2.7020E-05	258.3	124.1	258.3	126.7	UL-RL	9.6960E+04	-15.30	0.000		
1.000	1.000	124.1	0.000	0.000	DI2_165_168_L_0							
79 D	12.56	-2.7192E-05	261.5	125.6	261.5	128.2	UL-RL	9.6960E+04	-15.50	0.000		
1.000	1.000	125.6	0.000	0.000	DI2_165_168_L_0							

```
+-------------------------------------------------------------------------------------------------------------------------------+
|                   PARATIEPLUS(TM)   NLS ENGINE RELEASE  2018.0    FULL VERSION  *Build date:Nov 13, 2017*                    |
|                                                                                                                               |
|                                      NewProject.BaseDesignSection_28.Nominal_63                                               |
|                                   Exe Time : 4 September 2018 18:06:49                                                        |
+-------------------------------------------------------------------------------------------------------------------------------+
New Project


S T R E S S   R E S U L T S   F O R   G R O U P   N O.   2

0_R                                                              :
ELEMENT TYPE    5 NO.OF ELEMENTS. IN THIS GROUP   79
C U R R E N T   T I M E   I S      2.0000

 HARDENING 2D SOIL ELEMENT

 ****** TOTAL STRESS FORMULATION *****

  EL *   FORCE     DISPL-Y  VERTICAL-P  HORIZON.-P     MAX-V-P     MAX-H-P           STATE   STIFFNESS Z-LEVEL      PORE
E FACTOR    UFACTOR       Peq           Su_a         Su_p     LAYER
 ------------------------------------------------------------------------------------------------------------------------------
-------------------------------------------------------------------------------------------
   1     0.000         --          --          --          --          --          REMOVED     --        0.000       0.000
1.000       1.000       0.000       0.000       0.000     not available
   2     0.000         --          --          --          --          --          REMOVED     --      -0.2000       0.000
1.000       1.000       0.000       0.000       0.000     not available
   3     0.000         --          --          --          --          --          REMOVED     --      -0.4000       0.000
1.000       1.000       0.000       0.000       0.000     not available
   4     0.000         --          --          --          --          --          REMOVED     --      -0.6000       0.000
1.000       1.000       0.000       0.000       0.000     not available
   5     0.000         --          --          --          --          --          REMOVED     --      -0.8000       0.000
1.000       1.000       0.000       0.000       0.000     not available
   6 D   0.000     1.3384E-04   0.000       0.000       16.00       16.29         PASSIVE   0.000      -1.000       0.000
1.000       1.000       0.000       0.000       0.000     DI1_164_167_L_0
   7 D   2.744     1.2859E-04   3.200       13.72       19.20       18.30         PASSIVE   0.000      -1.200       0.000
1.000       1.000       13.72       0.000       0.000     DI1_164_167_L_0
   8 D   3.648     1.2338E-04   6.400       18.24       22.40       20.14           UL-RL  2.6819E+04  -1.400       0.000
1.000       1.000       18.24       0.000       0.000     DI1_164_167_L_0
   9 D   4.017     1.1823E-04   9.600       20.08       25.60       21.87           UL-RL  2.6819E+04  -1.600       0.000
1.000       1.000       20.08       0.000       0.000     DI1_164_167_L_0
  10 D   4.353     1.1315E-04   12.80       21.77       28.80       23.53           UL-RL  2.6819E+04  -1.800       0.000
1.000       1.000       21.77       0.000       0.000     DI1_164_167_L_0
  11 D   4.671     1.0815E-04   16.00       23.35       32.00       25.14           UL-RL  2.6819E+04  -2.000       0.000
1.000       1.000       23.35       0.000       0.000     DI1_164_167_L_0
  12 D   4.977     1.0325E-04   19.20       24.88       35.20       26.72           UL-RL  2.6819E+04  -2.200       0.000
1.000       1.000       24.88       0.000       0.000     DI1_164_167_L_0
  13 D   5.275     9.8464E-05   22.40       26.37       38.40       28.27           UL-RL  2.6819E+04  -2.400       0.000
1.000       1.000       26.37       0.000       0.000     DI1_164_167_L_0
  14 D   5.568     9.3792E-05   25.60       27.84       41.60       29.81           UL-RL  2.6819E+04  -2.600       0.000
1.000       1.000       27.84       0.000       0.000     DI1_164_167_L_0
  15 D   5.858     8.9246E-05   28.80       29.29       44.80       31.33           UL-RL  2.6819E+04  -2.800       0.000
1.000       1.000       29.29       0.000       0.000     DI1_164_167_L_0
  16 D   6.145     8.4832E-05   32.00       30.72       48.00       32.85           UL-RL  2.6819E+04  -3.000       0.000
1.000       1.000       30.72       0.000       0.000     DI1_164_167_L_0
  17 D   6.431     8.0555E-05   35.20       32.15       51.20       34.37           UL-RL  2.6819E+04  -3.200       0.000
1.000       1.000       32.15       0.000       0.000     DI1_164_167_L_0
  18 D   6.716     7.6421E-05   38.40       33.58       54.40       35.88           UL-RL  2.6819E+04  -3.400       0.000
1.000       1.000       33.58       0.000       0.000     DI1_164_167_L_0
  19 D   7.000     7.2433E-05   41.60       35.00       57.60       37.38           UL-RL  2.6819E+04  -3.600       0.000
1.000       1.000       35.00       0.000       0.000     DI1_164_167_L_0
  20 D   7.285     6.8594E-05   44.80       36.42       60.80       38.89           UL-RL  2.6819E+04  -3.800       0.000
1.000       1.000       36.42       0.000       0.000     DI1_164_167_L_0
  21 D   7.569     6.4909E-05   48.00       37.85       64.00       40.39           UL-RL  2.6819E+04  -4.000       0.000
1.000       1.000       37.85       0.000       0.000     DI1_164_167_L_0
  22 D   7.854     6.1381E-05   51.20       39.27       67.20       41.89           UL-RL  2.6819E+04  -4.200       0.000
1.000       1.000       39.27       0.000       0.000     DI1_164_167_L_0
  23 D   8.139     5.8011E-05   54.40       40.70       70.40       43.40           UL-RL  2.6819E+04  -4.400       0.000
1.000       1.000       40.70       0.000       0.000     DI1_164_167_L_0
  24 D   8.425     5.4803E-05   57.60       42.12       73.60       44.90           UL-RL  2.6819E+04  -4.600       0.000
1.000       1.000       42.12       0.000       0.000     DI1_164_167_L_0
```

25 D	8.711	5.1761E-05	60.80	43.56	76.80	46.40	UL-RL	2.6819E+04	-4.800	0.000	
1.000	1.000	43.56	0.000	0.000	DI1_164_167_L_0						
26 D	9.295	4.8888E-05	64.00	46.48	80.00	47.90	UL-RL	5.7168E+04	-5.000	0.000	
1.000	1.000	46.48	0.000	0.000	DI2_165_168_L_0						
27 D	9.567	4.6188E-05	67.20	47.84	83.20	49.41	UL-RL	5.7168E+04	-5.200	0.000	
1.000	1.000	47.84	0.000	0.000	DI2_165_168_L_0						
28 D	9.841	4.3663E-05	70.40	49.20	86.40	50.91	UL-RL	5.7168E+04	-5.400	0.000	
1.000	1.000	49.20	0.000	0.000	DI2_165_168_L_0						
29 D	10.12	4.1314E-05	73.60	50.58	89.60	52.42	UL-RL	5.7168E+04	-5.600	0.000	
1.000	1.000	50.58	0.000	0.000	DI2_165_168_L_0						
30 D	10.39	3.9137E-05	76.80	51.97	92.80	53.92	UL-RL	5.7168E+04	-5.800	0.000	
1.000	1.000	51.97	0.000	0.000	DI2_165_168_L_0						
31 D	10.67	3.7132E-05	80.00	53.37	96.00	55.43	UL-RL	5.7168E+04	-6.000	0.000	
1.000	1.000	53.37	0.000	0.000	DI2_165_168_L_0						
32 D	10.96	3.5293E-05	83.20	54.78	99.20	56.94	UL-RL	5.7168E+04	-6.200	0.000	
1.000	1.000	54.78	0.000	0.000	DI2_165_168_L_0						
33 D	11.24	3.3615E-05	86.40	56.20	102.4	58.44	UL-RL	5.7168E+04	-6.400	0.000	
1.000	1.000	56.20	0.000	0.000	DI2_165_168_L_0						
34 D	11.52	3.2094E-05	89.60	57.62	105.6	59.95	UL-RL	5.7168E+04	-6.600	0.000	
1.000	1.000	57.62	0.000	0.000	DI2_165_168_L_0						
35 D	11.81	3.0721E-05	92.80	59.06	108.8	61.46	UL-RL	5.7168E+04	-6.800	0.000	
1.000	1.000	59.06	0.000	0.000	DI2_165_168_L_0						
36 D	12.10	2.9490E-05	96.00	60.51	112.0	62.98	UL-RL	5.7168E+04	-7.000	0.000	
1.000	1.000	60.51	0.000	0.000	DI2_165_168_L_0						
37 D	12.39	2.8394E-05	99.20	61.96	115.2	64.49	UL-RL	5.7168E+04	-7.200	0.000	
1.000	1.000	61.96	0.000	0.000	DI2_165_168_L_0						
38 D	12.68	2.7424E-05	102.4	63.42	118.4	66.00	UL-RL	5.7168E+04	-7.400	0.000	
1.000	1.000	63.42	0.000	0.000	DI2_165_168_L_0						
39 D	12.98	2.6574E-05	105.6	64.90	121.6	67.52	UL-RL	5.7168E+04	-7.600	0.000	
1.000	1.000	64.90	0.000	0.000	DI2_165_168_L_0						
40 D	13.27	2.5834E-05	108.8	66.37	124.8	69.03	UL-RL	5.7168E+04	-7.800	0.000	
1.000	1.000	66.37	0.000	0.000	DI2_165_168_L_0						
41 D	13.57	2.5197E-05	112.0	67.86	128.0	70.55	UL-RL	5.7168E+04	-8.000	0.000	
1.000	1.000	67.86	0.000	0.000	DI2_165_168_L_0						
42 D	13.87	2.4656E-05	115.2	69.35	131.2	72.07	UL-RL	5.7168E+04	-8.200	0.000	
1.000	1.000	69.35	0.000	0.000	DI2_165_168_L_0						
43 D	14.17	2.4202E-05	118.4	70.85	134.4	73.59	UL-RL	5.7168E+04	-8.400	0.000	
1.000	1.000	70.85	0.000	0.000	DI2_165_168_L_0						
44 D	14.47	2.3829E-05	121.6	72.35	137.6	75.11	UL-RL	5.7168E+04	-8.600	0.000	
1.000	1.000	72.35	0.000	0.000	DI2_165_168_L_0						
45 D	14.77	2.3528E-05	124.8	73.86	140.8	76.63	UL-RL	5.7168E+04	-8.800	0.000	
1.000	1.000	73.86	0.000	0.000	DI2_165_168_L_0						
46 D	15.07	2.3294E-05	128.0	75.37	144.0	78.16	UL-RL	5.7168E+04	-9.000	0.000	
1.000	1.000	75.37	0.000	0.000	DI2_165_168_L_0						
47 D	11.53	2.3119E-05	131.2	76.89	147.2	79.68	UL-RL	5.7168E+04	-9.200	0.000	
1.000	1.000	76.89	0.000	0.000	DI2_165_168_L_0						
48 D	11.65	2.3052E-05	132.8	77.65	148.8	80.44	UL-RL	5.7168E+04	-9.300	0.000	
1.000	1.000	77.65	0.000	0.000	DI2_165_168_L_0						
49 D	15.83	2.2955E-05	136.0	79.17	152.0	81.97	UL-RL	5.7168E+04	-9.500	0.000	
1.000	1.000	79.17	0.000	0.000	DI2_165_168_L_0						
50 D	16.14	2.2903E-05	139.2	80.70	155.2	83.50	UL-RL	5.7168E+04	-9.700	0.000	
1.000	1.000	80.70	0.000	0.000	DI2_165_168_L_0						
51 D	16.45	2.2890E-05	142.4	82.23	158.4	85.02	UL-RL	5.7168E+04	-9.900	0.000	
1.000	1.000	82.23	0.000	0.000	DI2_165_168_L_0						
52 D	16.75	2.2912E-05	145.6	83.76	161.6	86.55	UL-RL	5.7168E+04	-10.10	0.000	
1.000	1.000	83.76	0.000	0.000	DI2_165_168_L_0						
53 D	17.06	2.2964E-05	148.8	85.30	164.8	88.09	UL-RL	5.7168E+04	-10.30	0.000	
1.000	1.000	85.30	0.000	0.000	DI2_165_168_L_0						
54 D	17.37	2.3041E-05	152.0	86.83	168.0	89.62	UL-RL	5.7168E+04	-10.50	0.000	
1.000	1.000	86.83	0.000	0.000	DI2_165_168_L_0						
55 D	17.67	2.3140E-05	155.2	88.37	171.2	91.15	UL-RL	5.7168E+04	-10.70	0.000	
1.000	1.000	88.37	0.000	0.000	DI2_165_168_L_0						
56 D	17.98	2.3258E-05	158.4	89.92	174.4	92.68	UL-RL	5.7168E+04	-10.90	0.000	
1.000	1.000	89.92	0.000	0.000	DI2_165_168_L_0						
57 D	18.29	2.3391E-05	161.6	91.46	177.6	94.22	UL-RL	5.7168E+04	-11.10	0.000	
1.000	1.000	91.46	0.000	0.000	DI2_165_168_L_0						
58 D	18.60	2.3537E-05	164.8	93.01	180.8	95.76	UL-RL	5.7168E+04	-11.30	0.000	
1.000	1.000	93.01	0.000	0.000	DI2_165_168_L_0						
59 D	18.91	2.3692E-05	168.0	94.56	184.0	97.29	UL-RL	5.7168E+04	-11.50	0.000	
1.000	1.000	94.56	0.000	0.000	DI2_165_168_L_0						
60 D	19.22	2.3856E-05	171.2	96.11	187.2	98.83	UL-RL	5.7168E+04	-11.70	0.000	
1.000	1.000	96.11	0.000	0.000	DI2_165_168_L_0						
61 D	19.53	2.4026E-05	174.4	97.66	190.4	100.4	UL-RL	5.7168E+04	-11.90	0.000	
1.000	1.000	97.66	0.000	0.000	DI2_165_168_L_0						

62 D	19.84	2.4200E-05	177.6	99.21	193.6	101.9	UL-RL	5.7168E+04	-12.10	0.000	
1.000	1.000	99.21	0.000	0.000	DI2_165_168_L_0						
63 D	20.15	2.4377E-05	180.8	100.8	196.8	103.5	UL-RL	5.7168E+04	-12.30	0.000	
1.000	1.000	100.8	0.000	0.000	DI2_165_168_L_0						
64 D	20.46	2.4556E-05	184.0	102.3	200.0	105.0	UL-RL	5.7168E+04	-12.50	0.000	
1.000	1.000	102.3	0.000	0.000	DI2_165_168_L_0						
65 D	20.77	2.4736E-05	187.2	103.9	203.2	106.5	UL-RL	5.7168E+04	-12.70	0.000	
1.000	1.000	103.9	0.000	0.000	DI2_165_168_L_0						
66 D	21.08	2.4917E-05	190.4	105.4	206.4	108.1	UL-RL	5.7168E+04	-12.90	0.000	
1.000	1.000	105.4	0.000	0.000	DI2_165_168_L_0						
67 D	21.40	2.5097E-05	193.6	107.0	209.6	109.6	UL-RL	5.7168E+04	-13.10	0.000	
1.000	1.000	107.0	0.000	0.000	DI2_165_168_L_0						
68 D	21.71	2.5276E-05	196.8	108.5	212.8	111.2	UL-RL	5.7168E+04	-13.30	0.000	
1.000	1.000	108.5	0.000	0.000	DI2_165_168_L_0						
69 D	22.02	2.5455E-05	200.0	110.1	216.0	112.7	UL-RL	5.7168E+04	-13.50	0.000	
1.000	1.000	110.1	0.000	0.000	DI2_165_168_L_0						
70 D	22.33	2.5632E-05	203.2	111.7	219.2	114.3	UL-RL	5.7168E+04	-13.70	0.000	
1.000	1.000	111.7	0.000	0.000	DI2_165_168_L_0						
71 D	22.64	2.5809E-05	206.4	113.2	222.4	115.8	UL-RL	5.7168E+04	-13.90	0.000	
1.000	1.000	113.2	0.000	0.000	DI2_165_168_L_0						
72 D	22.95	2.5984E-05	209.6	114.8	225.6	117.4	UL-RL	5.7168E+04	-14.10	0.000	
1.000	1.000	114.8	0.000	0.000	DI2_165_168_L_0						
73 D	23.27	2.6158E-05	212.8	116.3	228.8	118.9	UL-RL	5.7168E+04	-14.30	0.000	
1.000	1.000	116.3	0.000	0.000	DI2_165_168_L_0						
74 D	23.58	2.6332E-05	216.0	117.9	232.0	120.5	UL-RL	5.7168E+04	-14.50	0.000	
1.000	1.000	117.9	0.000	0.000	DI2_165_168_L_0						
75 D	23.89	2.6504E-05	219.2	119.5	235.2	122.0	UL-RL	5.7168E+04	-14.70	0.000	
1.000	1.000	119.5	0.000	0.000	DI2_165_168_L_0						
76 D	24.20	2.6677E-05	222.4	121.0	238.4	123.6	UL-RL	5.7168E+04	-14.90	0.000	
1.000	1.000	121.0	0.000	0.000	DI2_165_168_L_0						
77 D	24.52	2.6849E-05	225.6	122.6	241.6	125.1	UL-RL	5.7168E+04	-15.10	0.000	
1.000	1.000	122.6	0.000	0.000	DI2_165_168_L_0						
78 D	24.83	2.7020E-05	228.8	124.1	244.8	126.7	UL-RL	5.7168E+04	-15.30	0.000	
1.000	1.000	124.1	0.000	0.000	DI2_165_168_L_0						
79 D	12.57	2.7192E-05	232.0	125.7	248.0	128.2	UL-RL	5.7168E+04	-15.50	0.000	
1.000	1.000	125.7	0.000	0.000	DI2_165_168_L_0						

```
+-------------------------------------------------------------------------------------------------------------------------+
|                   PARATIEPLUS(TM)   NLS ENGINE RELEASE  2018.0    FULL VERSION  *Build date:Nov 13, 2017*              |
|                                                                                                                         |
|                                      NewProject.BaseDesignSection_28.Nominal_63                                         |
|                                   Exe Time : 4 September 2018 18:06:49                                                  |
+-------------------------------------------------------------------------------------------------------------------------+
New Project


S T R E S S   R E S U L T S   F O R   G R O U P   N O.   3

WallElement_33                                                :
ELEMENT TYPE    2 NO.OF ELEMENTS. IN THIS GROUP   78
C U R R E N T   T I M E   I S     2.0000

 WALL2D ELEMENT

   EL      TA          TB          MA          MB
-----------------------------------------------------
    1 1.94756E-04-1.94756E-04 1.32161E-12 3.89512E-05
    2 0.21598    -0.21598    -3.89512E-05 4.32341E-02
    3 0.66425    -0.66425    -4.32341E-02 0.17608
    4  1.7788     -1.7788    -0.17608     0.53185
    5  3.4638     -3.4638    -0.53185      1.2246
    6  5.6451     -5.6451     -1.2246      2.3536
    7  5.5267     -5.5267     -2.3536      3.4590
    8  4.9149     -4.9149     -3.4590      4.4420
    9  4.3218     -4.3218     -4.4420      5.3063
   10  3.7646     -3.7646     -5.3063      6.0592
   11  3.2516     -3.2516     -6.0592      6.7095
   12  2.7873     -2.7873     -6.7095      7.2670
   13  2.3741     -2.3741     -7.2670      7.7418
   14  2.0130     -2.0130     -7.7418      8.1444
   15  1.7043     -1.7043     -8.1444      8.4853
   16  1.4475     -1.4475     -8.4853      8.7748
   17  1.2421     -1.2421     -8.7748      9.0232
   18  1.0868     -1.0868     -9.0232      9.2405
   19 0.98044    -0.98044     -9.2405      9.4366
   20 0.92158    -0.92158     -9.4366      9.6210
   21 0.90862    -0.90862     -9.6210      9.8027
   22 0.93984    -0.93984     -9.8027      9.9906
   23  1.0134     -1.0134     -9.9906      10.193
   24  1.1275     -1.1275     -10.193      10.419
   25  1.2801     -1.2801     -10.419      10.675
   26 0.61767    -0.61767     -10.675      10.798
   27 3.65506E-02-3.65506E-02 -10.798      10.806
   28-0.46848     0.46848     -10.806      10.712
   29-0.90269     0.90269     -10.712      10.531
   30 -1.2713      1.2713     -10.531      10.277
   31 -1.5795      1.5795     -10.277      9.9613
   32 -1.8322      1.8322     -9.9613      9.5949
   33 -2.0345      2.0345     -9.5949      9.1880
   34 -2.1910      2.1910     -9.1880      8.7498
   35 -2.3062      2.3062     -8.7498      8.2885
   36 -2.3844      2.3844     -8.2885      7.8117
   37 -2.4298      2.4298     -7.8117      7.3257
   38 -2.4461      2.4461     -7.3257      6.8365
   39 -2.4370      2.4370     -6.8365      6.3491
   40 -2.4060      2.4060     -6.3491      5.8679
   41 -2.3560      2.3560     -5.8679      5.3967
   42 -2.2900      2.2900     -5.3967      4.9387
   43 -2.2107      2.2107     -4.9387      4.4965
   44 -2.1206      2.1206     -4.4965      4.0724
   45 -2.0217      2.0217     -4.0724      3.6681
   46 -1.9162      1.9162     -3.6681      3.2849
   47 -1.8334      1.8334     -3.2849      3.1015
   48 -1.7493      1.7493     -3.1015      2.7516
   49 -1.6347      1.6347     -2.7516      2.4247
   50 -1.5190      1.5190     -2.4247      2.1209
   51 -1.4033      1.4033     -2.1209      1.8403
   52 -1.2887      1.2887     -1.8403      1.5825
```

```
53 -1.1761      1.1761     -1.5825      1.3473
54 -1.0664      1.0664     -1.3473      1.1340
55-0.96007     0.96007     -1.1340     0.94200
56-0.85776     0.85776    -0.94200     0.77044
57-0.75993     0.75993    -0.77044     0.61846
58-0.66694     0.66694    -0.61846     0.48507
59-0.57908     0.57908    -0.48507     0.36925
60-0.49660     0.49660    -0.36925     0.26994
61-0.41966     0.41966    -0.26994     0.18600
62-0.34839     0.34839    -0.18600     0.11633
63-0.28287     0.28287    -0.11633     5.97512E-02
64-0.22316     0.22316    -5.97512E-02 1.51184E-02
65-0.16928     0.16928    -1.51184E-02-1.87374E-02
66-0.12122     0.12122     1.87374E-02-4.29814E-02
67-7.89692E-02 7.89692E-02 4.29814E-02-5.87752E-02
68-4.24979E-02 4.24979E-02 5.87752E-02-6.72748E-02
69-1.17698E-02 1.17698E-02 6.72748E-02-6.96288E-02
70 1.32557E-02-1.32557E-02 6.96288E-02-6.69776E-02
71 3.26199E-02-3.26199E-02 6.69776E-02-6.04537E-02
72 4.63627E-02-4.63627E-02 6.04537E-02-5.11811E-02
73 5.45205E-02-5.45205E-02 5.11811E-02-4.02770E-02
74 5.71248E-02-5.71248E-02 4.02770E-02-2.88521E-02
75 5.42016E-02-5.42016E-02 2.88521E-02-1.80123E-02
76 4.57712E-02-4.57712E-02 1.80123E-02-8.85805E-03
77 3.18480E-02-3.18480E-02 8.85805E-03-2.48846E-03
78 1.24417E-02-1.24417E-02 2.48846E-03 5.79981E-13
```

```
+-------------------------------------------------------------------------------------------------------------------------+
|                   PARATIEPLUS(TM)   NLS ENGINE RELEASE  2018.0    FULL VERSION  *Build date:Nov 13, 2017*              |
|                                                                                                                         |
|                                     NewProject.BaseDesignSection_28.Nominal_63                                          |
|                                  Exe Time : 4 September 2018 18:06:49                                                   |
+-------------------------------------------------------------------------------------------------------------------------+
New Project


S T R E S S   R E S U L T S   F O R   G R O U P   N O.   4

WallElement_New_76649                                          :
ELEMENT TYPE    2 NO.OF ELEMENTS. IN THIS GROUP   47
C U R R E N T   T I M E   I S     2.0000

 WALL2D ELEMENT

   EL      TA          TB          MA          MB
-----------------------------------------------------

***** NO ONE ELEMENT ACTIVE AT CURRENT STEP *****
```

```
+-------------------------------------------------------------------------------------------------------------------------------+
|                   PARATIEPLUS(TM)   NLS ENGINE RELEASE  2018.0    FULL VERSION  *Build date:Nov 13, 2017*                    |
|                                                                                                                               |
|                                      NewProject.BaseDesignSection_28.Nominal_63                                               |
|                                   Exe Time : 4 September 2018 18:06:49                                                        |
+-------------------------------------------------------------------------------------------------------------------------------+
New Project


S T R E S S   R E S U L T S   F O R   G R O U P   N O.   5

Tieback_175                                                :
ELEMENT TYPE    6 NO.OF ELEMENTS. IN THIS GROUP    1
C U R R E N T   T I M E   I S      2.0000

 POST-TENSION 2D-BOUNDARY ELEMENT

         EL    FORCE          d0          EDISPL     pl. eps          K     -ve limit   +ve limit
-------------------------------------------------------------------------------------------------------

***** NO ONE ELEMENT ACTIVE AT CURRENT STEP *****

ITER     0 RNORM = 0.000     RMNORM= 0.000
           RINORM=0.4880E+05 RIMNOR= 5446.
           RENORM=0.1439E+05 REMNOR=0.1647E-21 RATIO =0.5430     TOLER =0.1000E-03  NOT CONVERGED
           RFMAX = 119.9     RMMAX = 10.81
           RTSMAL=0.1000E-02 RMSMAL=0.1000E-03
           RDT   =0.4880E+05 RDR   = 5446.
           RATIOT=0.5430     RATIOR= 0.000
           MAX UN=0.1522E-04 IEQ=     3 NODE      1 DOF   3  Y-DISPL.S
           MIN UN=-119.9     IEQ=     1 NODE      1 DOF   1  Y-DISPL.F
           NO. OF CONTACT CONSTRAINT VIOLATIONS     0


ITER     2 RNORM = 0.000     RMNORM= 0.000
           RINORM=0.4880E+05 RIMNOR= 5446.
           RENORM= 142.1     REMNOR=0.3012E-19 RATIO =0.5397E-01 TOLER =0.1000E-03  NOT CONVERGED
           RFMAX = 119.9     RMMAX = 10.81
           RTSMAL=0.1000E-02 RMSMAL=0.1000E-03
           RDT   =0.4880E+05 RDR   = 5446.
           RATIOT=0.5397E-01 RATIOR= 0.000
           MAX UN=0.2201E-01 IEQ=   201 NODE     41 DOF   1  Y-DISPL.F
           MIN UN=-7.311     IEQ=     6 NODE      2 DOF   1  Y-DISPL.F
           NO. OF CONTACT CONSTRAINT VIOLATIONS     0


ITER     3 RNORM = 0.000     RMNORM= 0.000
           RINORM=0.4880E+05 RIMNOR= 5446.
           RENORM= 3.399     REMNOR=0.1640E-19 RATIO =0.8347E-02 TOLER =0.1000E-03  NOT CONVERGED
           RFMAX = 119.9     RMMAX = 10.81
           RTSMAL=0.1000E-02 RMSMAL=0.1000E-03
           RDT   =0.4880E+05 RDR   = 5446.
           RATIOT=0.8347E-02 RATIOR= 0.000
           MAX UN=0.6689E-01 IEQ=   226 NODE     46 DOF   1  Y-DISPL.F
           MIN UN=-1.415     IEQ=    51 NODE     11 DOF   1  Y-DISPL.F
           NO. OF CONTACT CONSTRAINT VIOLATIONS     0


ITER     4 RNORM = 0.000     RMNORM= 0.000
           RINORM=0.4880E+05 RIMNOR= 5446.
           RENORM=0.1056E-01 REMNOR=0.9530E-20 RATIO =0.4651E-03 TOLER =0.1000E-03  NOT CONVERGED
           RFMAX = 119.9     RMMAX = 10.81
           RTSMAL=0.1000E-02 RMSMAL=0.1000E-03
           RDT   =0.4880E+05 RDR   = 5446.
           RATIOT=0.4651E-03 RATIOR= 0.000
           MAX UN=0.3498E-02 IEQ=   181 NODE     37 DOF   1  Y-DISPL.F
           MIN UN=-.1027     IEQ=    66 NODE     14 DOF   1  Y-DISPL.F
           NO. OF CONTACT CONSTRAINT VIOLATIONS     0


ITER     5 RNORM = 0.000     RMNORM= 0.000
```

```
RINORM=0.4880E+05 RIMNOR= 5446.
RENORM=0.2688E-09 REMNOR=0.1359E-19 RATIO =0.7422E-07 TOLER =0.1000E-03      CONVERGED !
RFMAX = 119.9     RMMAX = 10.81
RTSMAL=0.1000E-02 RMSMAL=0.1000E-03
RDT   =0.4880E+05 RDR   = 5446.
RATIOT=0.7422E-07 RATIOR= 0.000
MAX UN=0.1608E-04 IEQ=   196 NODE     40 DOF   1  Y-DISPL.F
MIN UN=-.9372E-06 IEQ=     3 NODE      1 DOF   3  Y-DISPL.S
NO. OF CONTACT CONSTRAINT VIOLATIONS     0
```

PARATIEPLUS(TM) NLS ENGINE RELEASE 2018.0 FULL VERSION *Build date:Nov 13, 2017*

NewProject.BaseDesignSection_28.Nominal_63

Exe Time : 4 September 2018 18:06:49

New Project
SOLUTION REACHED USING 5 ITERATIONS ON 40

P R I N T O U T F O R T I M E S T E P 3 (AT TIME 3.000)

PRINT OUT OF ACTIVE COMPONENTS (FIXED NODES ARE NOT PRINTED OUT)

	Y-DISPL.F (02)	X-ROT. F (04)	Y-DISPL.S (08)	X-ROT. S (10)	Y-FORCE (14)	GAP	C-FORCE
1	-1.6970489E-03	4.5069168E-04	-1.6970489E-03	0.000000	2.5352611E-16	2.1684043E-19	9.3723441E-07
2	-1.6069754E-03	4.4971834E-04	-1.6069754E-03	0.000000	1.2296870E-16	4.3368087E-19	9.0918046E-07
3	-1.5172898E-03	4.4682085E-04	-1.5172898E-03	0.000000	1.1917436E-16	6.5052130E-19	8.8112665E-07
4	-1.4283708E-03	4.4206797E-04	-1.4283708E-03	0.000000	1.1538007E-16	4.3368087E-19	8.5307322E-07
5	-1.3405785E-03	4.3557715E-04	-1.3405785E-03	0.000000	1.1158588E-16	0.000000	8.2502054E-07
6	-1.2542459E-03	4.2749715E-04	-1.2542459E-03	0.000000	1.0779155E-16	0.000000	7.9696683E-07
7	-1.1696752E-03	4.1798306E-04	-1.1696752E-03	0.000000	1.0399535E-16	-2.1684043E-19	7.6889928E-07
8	-1.0871380E-03	4.0718820E-04	-1.0871380E-03	0.000000	1.0019380E-16	-2.1684043E-19	7.4079216E-07
9	-1.0068754E-03	3.9526189E-04	-1.0068754E-03	0.000000	9.6381736E-17	2.1684043E-19	7.1260730E-07
10	-9.2909904E-04	3.8234912E-04	-9.2909904E-04	0.000000	9.2552371E-17	2.1684043E-19	6.8429453E-07
11	-8.5399214E-04	3.6859049E-04	-8.5399214E-04	0.000000	8.8697358E-17	0.000000	6.5579214E-07
12	-7.8171016E-04	3.5412219E-04	-7.8171016E-04	0.000000	8.4806851E-17	-1.0842022E-19	6.2702732E-07
13	-7.1238178E-04	3.3907611E-04	-7.1238178E-04	0.000000	8.0869569E-17	0.000000	5.9791665E-07
14	-6.4610971E-04	3.2357999E-04	-6.4610971E-04	0.000000	7.6872853E-17	1.0842022E-19	5.6836656E-07
15	-5.8297154E-04	3.0775756E-04	-5.8297154E-04	0.000000	7.2810249E-17	1.0842022E-19	5.3832933E-07
16	-5.2302062E-04	2.9172613E-04	-5.2302062E-04	0.000000	6.8704413E-17	2.1684043E-19	5.0796864E-07
17	-4.6628757E-04	2.7559322E-04	-4.6628757E-04	0.000000	6.4581689E-17	-5.4210109E-20	4.7748712E-07
18	-4.1278329E-04	2.5945668E-04	-4.1278329E-04	0.000000	6.0467329E-17	1.0842022E-19	4.4707081E-07
19	-3.6249926E-04	2.4340473E-04	-3.6249926E-04	0.000000	5.6385199E-17	5.4210109E-20	4.1688920E-07
20	-3.1541046E-04	2.2751682E-04	-3.1541046E-04	0.000000	5.2355335E-17	0.000000	3.8709692E-07
21	-2.7147706E-04	2.1186421E-04	-2.7147706E-04	0.000000	4.8397588E-17	0.000000	3.5783474E-07
22	-2.3064510E-04	1.9651018E-04	-2.3064510E-04	0.000000	4.4529089E-17	-8.1315163E-20	3.2922995E-07
23	-1.9284933E-04	1.8151104E-04	-1.9284933E-04	0.000000	4.0764790E-17	0.000000	3.0139825E-07
24	-1.5801372E-04	1.6691636E-04	-1.5801372E-04	0.000000	3.7119185E-17	0.000000	2.7444414E-07
25	-1.2605293E-04	1.5276953E-04	-1.2605293E-04	0.000000	3.3605036E-17	-2.7105054E-20	2.4846195E-07
26	-9.6873534E-05	1.3910825E-04	-9.6873534E-05	0.000000	3.0233583E-17	1.3552527E-20	2.2353680E-07
27	-7.0374524E-05	1.2597547E-04	-7.0374524E-05	0.000000	2.7015577E-17	1.3552527E-20	1.9974397E-07
28	-4.6445210E-05	1.1341673E-04	-4.6445210E-05	0.000000	2.3958961E-17	6.7762636E-21	1.7714306E-07
29	-2.4967162E-05	1.0146806E-04	-2.4967162E-05	0.000000	2.1069398E-17	-3.3881318E-21	1.5577878E-07
30	-5.8154943E-06	9.0156769E-05	-5.8154943E-06	0.000000	1.8351291E-17	8.4703295E-22	1.3568217E-07
31	1.1139337E-05	7.9502341E-05	1.1139337E-05	0.000000	1.5807107E-17	0.000000	1.1687236E-07
32	2.6029958E-05	6.9516738E-05	2.6029958E-05	0.000000	1.3438237E-17	6.7762636E-21	9.9357740E-08
33	3.8990822E-05	6.0204127E-05	3.8990822E-05	0.000000	1.1244213E-17	1.3552527E-20	8.3135254E-08
34	5.0156297E-05	5.1561840E-05	5.0156297E-05	0.000000	9.2231300E-18	-2.0328791E-20	6.8192168E-08
35	5.9659662E-05	4.3581103E-05	5.9659662E-05	0.000000	7.3722267E-18	0.000000	5.4507322E-08
36	6.7631911E-05	3.6247953E-05	6.7631911E-05	0.000000	5.6876739E-18	0.000000	4.2052722E-08
37	7.4200763E-05	2.9544072E-05	7.4200763E-05	0.000000	4.1650493E-18	1.3552527E-20	3.0794954E-08
38	7.9489991E-05	2.3447475E-05	7.9489991E-05	0.000000	2.7989499E-18	-1.3552527E-20	2.0694326E-08
39	8.3618598E-05	1.7933559E-05	8.3618598E-05	0.000000	1.5823930E-18	1.3552527E-20	1.1699586E-08
40	8.6700480E-05	1.2975624E-05	8.6700480E-05	0.000000	5.0731586E-19	0.000000	3.7508924E-09
41	8.8844028E-05	8.5453923E-06	8.8844028E-05	0.000000	-4.3484897E-19	-1.3552527E-20	-3.2151009E-09
42	9.0151856E-05	4.6134481E-06	9.0151856E-05	0.000000	-1.2527610E-18	0.000000	-9.2624179E-09
43	9.0720615E-05	1.1496254E-06	9.0720615E-05	0.000000	-1.9550441E-18	1.3552527E-20	-1.4454821E-08
44	9.0640876E-05	-1.8766529E-06	9.0640876E-05	0.000000	-2.5501971E-18	0.000000	-1.8855288E-08
45	8.9997082E-05	-4.4960638E-06	8.9997082E-05	0.000000	-3.0466038E-18	1.3552527E-20	-2.2525550E-08
46	8.8867540E-05	-6.7391729E-06	8.8867540E-05	0.000000	-3.4524139E-18	2.7105054E-20	-2.5525780E-08
47	8.7324490E-05	-8.6361295E-06	8.7324490E-05	0.000000	-8.3907978E-19	1.3552527E-20	-2.7914167E-08
48	8.6418844E-05	-9.4631862E-06	8.6418844E-05	0.000000	-8.6861021E-19	1.3552527E-20	-2.8896573E-08
49	8.4378119E-05	-1.0896127E-05	8.4378119E-05	0.000000	-4.1213402E-18	1.3552527E-20	-3.0471556E-08
50	8.2078632E-05	-1.2055483E-05	8.2078632E-05	0.000000	-4.2699349E-18	-1.3552527E-20	-3.1570206E-08
51	7.9572331E-05	-1.2968765E-05	7.9572331E-05	0.000000	-4.3608347E-18	0.000000	-3.2242283E-08
52	7.6905766E-05	-1.3662451E-05	7.6905766E-05	0.000000	-4.4004032E-18	-1.3552527E-20	-3.2534837E-08
53	7.4120299E-05	-1.4161914E-05	7.4120299E-05	0.000000	-4.3946297E-18	0.000000	-3.2492150E-08
54	7.1252335E-05	-1.4491352E-05	7.1252335E-05	0.000000	-4.3491255E-18	1.3552527E-20	-3.2155710E-08
55	6.8333561E-05	-1.4673738E-05	6.8333561E-05	0.000000	-4.2691147E-18	-1.3552527E-20	-3.1564142E-08

56	6.5391203E-05	-1.4730682E-05	6.5391203E-05	0.000000	-4.1593976E-18	2.7105054E-20	-3.0752937E-08
57	6.2448308E-05	-1.4682339E-05	6.2448308E-05	0.000000	-4.0243481E-18	1.3552527E-20	-2.9754434E-08
58	5.9524041E-05	-1.4547393E-05	5.9524041E-05	0.000000	-3.8679251E-18	1.3552527E-20	-2.8597905E-08
59	5.6633976E-05	-1.4343068E-05	5.6633976E-05	0.000000	-3.6936859E-18	0.000000	-2.7309649E-08
60	5.3790387E-05	-1.4085141E-05	5.3790387E-05	0.000000	-3.5048012E-18	0.000000	-2.5913111E-08
61	5.1002536E-05	-1.3787957E-05	5.1002536E-05	0.000000	-3.3040731E-18	0.000000	-2.4429007E-08
62	4.8276958E-05	-1.3464459E-05	4.8276958E-05	0.000000	-3.0939537E-18	-6.7762636E-21	-2.2875467E-08
63	4.5617736E-05	-1.3126216E-05	4.5617736E-05	0.000000	-2.8765650E-18	0.000000	-2.1268181E-08
64	4.3026773E-05	-1.2783454E-05	4.3026773E-05	0.000000	-2.6537198E-18	0.000000	-1.9620553E-08
65	4.0504061E-05	-1.2445090E-05	4.0504061E-05	0.000000	-2.4269439E-18	0.000000	-1.7943862E-08
66	3.8047934E-05	-1.2118769E-05	3.8047934E-05	0.000000	-2.1974978E-18	0.000000	-1.6247427E-08
67	3.5655324E-05	-1.1810891E-05	3.5655324E-05	0.000000	-1.9663993E-18	-6.7762636E-21	-1.4538777E-08
68	3.3322002E-05	-1.1526650E-05	3.3322002E-05	0.000000	-1.7344470E-18	0.000000	-1.2823814E-08
69	3.1042821E-05	-1.1270061E-05	3.1042821E-05	0.000000	-1.5022428E-18	0.000000	-1.1106988E-08
70	2.8811943E-05	-1.1043989E-05	2.8811943E-05	0.000000	-1.2702153E-18	0.000000	-9.3914685E-09
71	2.6623075E-05	-1.0850175E-05	2.6623075E-05	0.000000	-1.0386430E-18	-3.3881318E-21	-7.6793149E-09
72	2.4469680E-05	-1.0689258E-05	2.4469680E-05	0.000000	-8.0767752E-19	-3.3881318E-21	-5.9716474E-09
73	2.2345208E-05	-1.0560793E-05	2.2345208E-05	0.000000	-5.7736650E-19	-3.3881318E-21	-4.2688190E-09
74	2.0243300E-05	-1.0463272E-05	2.0243300E-05	0.000000	-3.4767697E-19	-6.7762636E-21	-2.5705857E-09
75	1.8158007E-05	-1.0394130E-05	1.8158007E-05	0.000000	-1.1850935E-19	6.7762636E-21	-8.7627686E-10
76	1.6084100E-05	-1.0349759E-05	1.6084100E-05	0.000000	1.1021550E-19	1.6940659E-20	8.1495081E-10
77	1.4016866E-05	-1.0325511E-05	1.4016866E-05	0.000000	3.3870923E-19	0.000000	2.5042818E-09
78	1.1952933E-05	-1.0315710E-05	1.1952933E-05	0.000000	5.6709561E-19	-8.4703295E-21	4.1925657E-09
79	9.8899627E-06	-1.0313647E-05	9.8899627E-06	0.000000	1.5909571E-18	-3.3881318E-21	5.8805708E-09

```
+-------------------------------------------------------------------------------------------------------------------------------+
|                   PARATIEPLUS(TM)   NLS ENGINE RELEASE  2018.0    FULL VERSION  *Build date:Nov 13, 2017*                    |
|                                                                                                                               |
|                                      NewProject.BaseDesignSection_28.Nominal_63                                               |
|                                   Exe Time : 4 September 2018 18:06:49                                                        |
+-------------------------------------------------------------------------------------------------------------------------------+
New Project


S T R E S S   R E S U L T S   F O R   G R O U P   N O.   1

0_L                                                              :
ELEMENT TYPE    5 NO.OF ELEMENTS. IN THIS GROUP   79
C U R R E N T   T I M E   I S      3.0000

 HARDENING 2D SOIL ELEMENT

 ****** TOTAL STRESS FORMULATION *****

  EL *   FORCE     DISPL-Y  VERTICAL-P  HORIZON.-P     MAX-V-P     MAX-H-P           STATE   STIFFNESS Z-LEVEL      PORE
E FACTOR    UFACTOR       Peq           Su_a         Su_p     LAYER
 ------------------------------------------------------------------------------------------------------------------------------
-------------------------------------------------------------------------------------------
   1 D  2.7038E-03  1.6970E-03  6.3056E-03  2.7038E-02  6.3056E-03  0.6685         PASSIVE   0.000       0.000       0.000
1.000       1.000      2.7038E-02   0.000       0.000     DI1_164_167_L_0
   2 D   2.779      1.6070E-03   3.240       13.89       3.240       13.89         PASSIVE   0.000      -0.2000      0.000
1.000       1.000       13.89       0.000       0.000     DI1_164_167_L_0
   3 D   5.692      1.5173E-03   6.637       28.46       6.637       28.46         PASSIVE   0.000      -0.4000      0.000
1.000       1.000       28.46       0.000       0.000     DI1_164_167_L_0
   4 D   8.784      1.4284E-03   10.24       43.92       10.24       43.92         PASSIVE   0.000      -0.6000      0.000
1.000       1.000       43.92       0.000       0.000     DI1_164_167_L_0
   5 D   9.545      1.3406E-03   14.00       47.73       14.00       47.73            V-C  2.5143E+04 -0.8000      0.000
1.000       1.000       47.73       0.000       0.000     DI1_164_167_L_0
   6 D   9.565      1.2542E-03   17.83       47.83       17.83       47.83            V-C  2.5143E+04  -1.000      0.000
1.000       1.000       47.83       0.000       0.000     DI1_164_167_L_0
   7 D   9.542      1.1697E-03   21.70       47.71       21.70       47.71            V-C  2.5143E+04  -1.200      0.000
1.000       1.000       47.71       0.000       0.000     DI1_164_167_L_0
   8 D   9.496      1.0871E-03   25.76       47.48       25.76       47.48            V-C  2.5143E+04  -1.400      0.000
1.000       1.000       47.48       0.000       0.000     DI1_164_167_L_0
   9 D   9.438      1.0069E-03   29.67       47.19       29.67       47.19            V-C  2.5143E+04  -1.600      0.000
1.000       1.000       47.19       0.000       0.000     DI1_164_167_L_0
  10 D   9.378      9.2910E-04   34.27       46.89       34.27       46.89            V-C  2.5143E+04  -1.800      0.000
1.000       1.000       46.89       0.000       0.000     DI1_164_167_L_0
  11 D   9.322      8.5399E-04   37.91       46.61       37.91       46.61            V-C  2.5143E+04  -2.000      0.000
1.000       1.000       46.61       0.000       0.000     DI1_164_167_L_0
  12 D   9.274      7.8171E-04   41.48       46.37       41.48       46.37            V-C  2.5143E+04  -2.200      0.000
1.000       1.000       46.37       0.000       0.000     DI1_164_167_L_0
  13 D   9.236      7.1238E-04   45.62       46.18       45.62       46.18            V-C  2.5143E+04  -2.400      0.000
1.000       1.000       46.18       0.000       0.000     DI1_164_167_L_0
  14 D   9.210      6.4611E-04   49.06       46.05       49.06       46.05            V-C  2.5143E+04  -2.600      0.000
1.000       1.000       46.05       0.000       0.000     DI1_164_167_L_0
  15 D   9.198      5.8297E-04   52.48       45.99       52.48       45.99            V-C  2.5143E+04  -2.800      0.000
1.000       1.000       45.99       0.000       0.000     DI1_164_167_L_0
  16 D   9.201      5.2302E-04   56.37       46.00       56.37       46.00            V-C  2.5143E+04  -3.000      0.000
1.000       1.000       46.00       0.000       0.000     DI1_164_167_L_0
  17 D   9.218      4.6629E-04   59.72       46.09       59.72       46.09            V-C  2.5143E+04  -3.200      0.000
1.000       1.000       46.09       0.000       0.000     DI1_164_167_L_0
  18 D   9.251      4.1278E-04   63.49       46.25       63.49       46.25            V-C  2.5143E+04  -3.400      0.000
1.000       1.000       46.25       0.000       0.000     DI1_164_167_L_0
  19 D   9.299      3.6250E-04   66.79       46.50       66.79       46.50            V-C  2.5143E+04  -3.600      0.000
1.000       1.000       46.50       0.000       0.000     DI1_164_167_L_0
  20 D   9.364      3.1541E-04   70.09       46.82       70.09       46.82            V-C  2.5143E+04  -3.800      0.000
1.000       1.000       46.82       0.000       0.000     DI1_164_167_L_0
  21 D   9.443      2.7148E-04   73.38       47.22       73.38       47.22            V-C  2.5143E+04  -4.000      0.000
1.000       1.000       47.22       0.000       0.000     DI1_164_167_L_0
  22 D   9.539      2.3065E-04   77.01       47.69       77.01       47.69            V-C  2.5143E+04  -4.200      0.000
1.000       1.000       47.69       0.000       0.000     DI1_164_167_L_0
  23 D   9.649      1.9285E-04   80.27       48.25       80.27       48.25            V-C  2.5143E+04  -4.400      0.000
1.000       1.000       48.25       0.000       0.000     DI1_164_167_L_0
  24 D   9.774      1.5801E-04   83.53       48.87       83.53       48.87            V-C  2.5143E+04  -4.600      0.000
1.000       1.000       48.87       0.000       0.000     DI1_164_167_L_0
```

25 D	9.914	1.2605E-04	87.10	49.57	87.10	49.57	V-C	2.5143E+04	-4.800	0.000
1.000	1.000	49.57	0.000	0.000	DI1_164_167_L_0					
26 D	10.76	9.6874E-05	90.34	53.78	90.34	53.78	V-C	6.0600E+04	-5.000	0.000
1.000	1.000	53.78	0.000	0.000	DI2_165_168_L_0					
27 D	10.73	7.0375E-05	93.58	53.67	93.58	53.67	V-C	6.0600E+04	-5.200	0.000
1.000	1.000	53.67	0.000	0.000	DI2_165_168_L_0					
28 D	10.75	4.6445E-05	97.10	53.73	97.10	53.73	V-C	6.0600E+04	-5.400	0.000
1.000	1.000	53.73	0.000	0.000	DI2_165_168_L_0					
29 D	10.79	2.4967E-05	100.3	53.93	100.3	53.93	V-C	6.0600E+04	-5.600	0.000
1.000	1.000	53.93	0.000	0.000	DI2_165_168_L_0					
30 D	10.85	5.8155E-06	103.6	54.27	103.6	54.27	V-C	6.0600E+04	-5.800	0.000
1.000	1.000	54.27	0.000	0.000	DI2_165_168_L_0					
31 D	10.87	-1.1139E-05	107.0	54.35	107.0	55.43	UL-RL	9.6960E+04	-6.000	0.000
1.000	1.000	54.35	0.000	0.000	DI2_165_168_L_0					
32 D	10.88	-2.6030E-05	110.3	54.41	110.3	56.94	UL-RL	9.6960E+04	-6.200	0.000
1.000	1.000	54.41	0.000	0.000	DI2_165_168_L_0					
33 D	10.93	-3.8991E-05	113.5	54.66	113.5	58.44	UL-RL	9.6960E+04	-6.400	0.000
1.000	1.000	54.66	0.000	0.000	DI2_165_168_L_0					
34 D	11.02	-5.0156E-05	116.9	55.09	116.9	59.95	UL-RL	9.6960E+04	-6.600	0.000
1.000	1.000	55.09	0.000	0.000	DI2_165_168_L_0					
35 D	11.14	-5.9660E-05	120.1	55.68	120.1	61.46	UL-RL	9.6960E+04	-6.800	0.000
1.000	1.000	55.68	0.000	0.000	DI2_165_168_L_0					
36 D	11.28	-6.7632E-05	123.3	56.42	123.3	62.98	UL-RL	9.6960E+04	-7.000	0.000
1.000	1.000	56.42	0.000	0.000	DI2_165_168_L_0					
37 D	11.46	-7.4201E-05	126.8	57.29	126.8	64.49	UL-RL	9.6960E+04	-7.200	0.000
1.000	1.000	57.29	0.000	0.000	DI2_165_168_L_0					
38 D	11.66	-7.9490E-05	130.0	58.29	130.0	66.00	UL-RL	9.6960E+04	-7.400	0.000
1.000	1.000	58.29	0.000	0.000	DI2_165_168_L_0					
39 D	11.88	-8.3619E-05	133.2	59.41	133.2	67.52	UL-RL	9.6960E+04	-7.600	0.000
1.000	1.000	59.41	0.000	0.000	DI2_165_168_L_0					
40 D	12.13	-8.6700E-05	136.6	60.63	136.6	69.03	UL-RL	9.6960E+04	-7.800	0.000
1.000	1.000	60.63	0.000	0.000	DI2_165_168_L_0					
41 D	12.39	-8.8844E-05	139.8	61.94	139.8	70.55	UL-RL	9.6960E+04	-8.000	0.000
1.000	1.000	61.94	0.000	0.000	DI2_165_168_L_0					
42 D	12.67	-9.0152E-05	143.0	63.33	143.0	72.07	UL-RL	9.6960E+04	-8.200	0.000
1.000	1.000	63.33	0.000	0.000	DI2_165_168_L_0					
43 D	12.96	-9.0721E-05	146.4	64.79	146.4	73.59	UL-RL	9.6960E+04	-8.400	0.000
1.000	1.000	64.79	0.000	0.000	DI2_165_168_L_0					
44 D	13.26	-9.0641E-05	149.6	66.32	149.6	75.11	UL-RL	9.6960E+04	-8.600	0.000
1.000	1.000	66.32	0.000	0.000	DI2_165_168_L_0					
45 D	13.58	-8.9997E-05	152.8	67.91	152.8	76.63	UL-RL	9.6960E+04	-8.800	0.000
1.000	1.000	67.91	0.000	0.000	DI2_165_168_L_0					
46 D	13.91	-8.8868E-05	156.2	69.54	156.2	78.16	UL-RL	9.6960E+04	-9.000	0.000
1.000	1.000	69.54	0.000	0.000	DI2_165_168_L_0					
47 D	10.68	-8.7324E-05	159.4	71.21	159.4	79.68	UL-RL	9.6960E+04	-9.200	0.000
1.000	1.000	71.21	0.000	0.000	DI2_165_168_L_0					
48 D	10.81	-8.6419E-05	161.1	72.06	161.1	80.44	UL-RL	9.6960E+04	-9.300	0.000
1.000	1.000	72.06	0.000	0.000	DI2_165_168_L_0					
49 D	14.76	-8.4378E-05	164.3	73.79	164.3	81.97	UL-RL	9.6960E+04	-9.500	0.000
1.000	1.000	73.79	0.000	0.000	DI2_165_168_L_0					
50 D	15.11	-8.2079E-05	167.5	75.54	167.5	83.50	UL-RL	9.6960E+04	-9.700	0.000
1.000	1.000	75.54	0.000	0.000	DI2_165_168_L_0					
51 D	15.46	-7.9572E-05	170.8	77.31	170.8	85.02	UL-RL	9.6960E+04	-9.900	0.000
1.000	1.000	77.31	0.000	0.000	DI2_165_168_L_0					
52 D	15.82	-7.6906E-05	174.0	79.10	174.0	86.55	UL-RL	9.6960E+04	-10.10	0.000
1.000	1.000	79.10	0.000	0.000	DI2_165_168_L_0					
53 D	16.18	-7.4120E-05	177.2	80.90	177.2	88.09	UL-RL	9.6960E+04	-10.30	0.000
1.000	1.000	80.90	0.000	0.000	DI2_165_168_L_0					
54 D	16.54	-7.1252E-05	180.6	82.71	180.6	89.62	UL-RL	9.6960E+04	-10.50	0.000
1.000	1.000	82.71	0.000	0.000	DI2_165_168_L_0					
55 D	16.90	-6.8334E-05	183.8	84.52	183.8	91.15	UL-RL	9.6960E+04	-10.70	0.000
1.000	1.000	84.52	0.000	0.000	DI2_165_168_L_0					
56 D	17.27	-6.5391E-05	187.0	86.34	187.0	92.68	UL-RL	9.6960E+04	-10.90	0.000
1.000	1.000	86.34	0.000	0.000	DI2_165_168_L_0					
57 D	17.63	-6.2448E-05	190.3	88.16	190.3	94.22	UL-RL	9.6960E+04	-11.10	0.000
1.000	1.000	88.16	0.000	0.000	DI2_165_168_L_0					
58 D	18.00	-5.9524E-05	193.5	89.98	193.5	95.76	UL-RL	9.6960E+04	-11.30	0.000
1.000	1.000	89.98	0.000	0.000	DI2_165_168_L_0					
59 D	18.36	-5.6634E-05	196.7	91.80	196.7	97.29	UL-RL	9.6960E+04	-11.50	0.000
1.000	1.000	91.80	0.000	0.000	DI2_165_168_L_0					
60 D	18.72	-5.3790E-05	200.0	93.62	200.0	98.83	UL-RL	9.6960E+04	-11.70	0.000
1.000	1.000	93.62	0.000	0.000	DI2_165_168_L_0					
61 D	19.08	-5.1003E-05	203.2	95.42	203.2	100.4	UL-RL	9.6960E+04	-11.90	0.000
1.000	1.000	95.42	0.000	0.000	DI2_165_168_L_0					

62 D	19.45	-4.8277E-05	206.4	97.23	206.4	101.9	UL-RL	9.6960E+04	-12.10	0.000
1.000	1.000	97.23	0.000	0.000	DI2_165_168_L_0					
63 D	19.81	-4.5618E-05	209.8	99.03	209.8	103.5	UL-RL	9.6960E+04	-12.30	0.000
1.000	1.000	99.03	0.000	0.000	DI2_165_168_L_0					
64 D	20.16	-4.3027E-05	213.0	100.8	213.0	105.0	UL-RL	9.6960E+04	-12.50	0.000
1.000	1.000	100.8	0.000	0.000	DI2_165_168_L_0					
65 D	20.52	-4.0504E-05	216.2	102.6	216.2	106.5	UL-RL	9.6960E+04	-12.70	0.000
1.000	1.000	102.6	0.000	0.000	DI2_165_168_L_0					
66 D	20.88	-3.8048E-05	219.5	104.4	219.5	108.1	UL-RL	9.6960E+04	-12.90	0.000
1.000	1.000	104.4	0.000	0.000	DI2_165_168_L_0					
67 D	21.23	-3.5655E-05	222.7	106.2	222.7	109.6	UL-RL	9.6960E+04	-13.10	0.000
1.000	1.000	106.2	0.000	0.000	DI2_165_168_L_0					
68 D	21.59	-3.3322E-05	225.9	107.9	225.9	111.2	UL-RL	9.6960E+04	-13.30	0.000
1.000	1.000	107.9	0.000	0.000	DI2_165_168_L_0					
69 D	21.94	-3.1043E-05	229.2	109.7	229.2	112.7	UL-RL	9.6960E+04	-13.50	0.000
1.000	1.000	109.7	0.000	0.000	DI2_165_168_L_0					
70 D	22.29	-2.8812E-05	232.4	111.5	232.4	114.3	UL-RL	9.6960E+04	-13.70	0.000
1.000	1.000	111.5	0.000	0.000	DI2_165_168_L_0					
71 D	22.65	-2.6623E-05	235.6	113.2	235.6	115.8	UL-RL	9.6960E+04	-13.90	0.000
1.000	1.000	113.2	0.000	0.000	DI2_165_168_L_0					
72 D	23.00	-2.4470E-05	238.9	115.0	238.9	117.4	UL-RL	9.6960E+04	-14.10	0.000
1.000	1.000	115.0	0.000	0.000	DI2_165_168_L_0					
73 D	23.35	-2.2345E-05	242.1	116.7	242.1	118.9	UL-RL	9.6960E+04	-14.30	0.000
1.000	1.000	116.7	0.000	0.000	DI2_165_168_L_0					
74 D	23.70	-2.0243E-05	245.3	118.5	245.3	120.5	UL-RL	9.6960E+04	-14.50	0.000
1.000	1.000	118.5	0.000	0.000	DI2_165_168_L_0					
75 D	24.05	-1.8158E-05	248.6	120.3	248.6	122.0	UL-RL	9.6960E+04	-14.70	0.000
1.000	1.000	120.3	0.000	0.000	DI2_165_168_L_0					
76 D	24.40	-1.6084E-05	251.8	122.0	251.8	123.6	UL-RL	9.6960E+04	-14.90	0.000
1.000	1.000	122.0	0.000	0.000	DI2_165_168_L_0					
77 D	24.75	-1.4017E-05	255.0	123.8	255.0	125.1	UL-RL	9.6960E+04	-15.10	0.000
1.000	1.000	123.8	0.000	0.000	DI2_165_168_L_0					
78 D	25.10	-1.1953E-05	258.3	125.5	258.3	126.7	UL-RL	9.6960E+04	-15.30	0.000
1.000	1.000	125.5	0.000	0.000	DI2_165_168_L_0					
79 D	12.73	-9.8900E-06	261.5	127.3	261.5	128.2	UL-RL	9.6960E+04	-15.50	0.000
1.000	1.000	127.3	0.000	0.000	DI2_165_168_L_0					

```
+-------------------------------------------------------------------------------------------------------------------------------+
|                   PARATIEPLUS(TM)   NLS ENGINE RELEASE  2018.0    FULL VERSION  *Build date:Nov 13, 2017*                    |
|                                                                                                                               |
|                                      NewProject.BaseDesignSection_28.Nominal_63                                               |
|                                   Exe Time : 4 September 2018 18:06:49                                                        |
+-------------------------------------------------------------------------------------------------------------------------------+
New Project


S T R E S S   R E S U L T S   F O R   G R O U P   N O.   2

0_R                                                          :
ELEMENT TYPE    5 NO.OF ELEMENTS. IN THIS GROUP   79
C U R R E N T   T I M E   I S      3.0000

 HARDENING 2D SOIL ELEMENT

 ****** TOTAL STRESS FORMULATION *****

  EL *   FORCE     DISPL-Y  VERTICAL-P  HORIZON.-P     MAX-V-P     MAX-H-P           STATE   STIFFNESS Z-LEVEL      PORE
E FACTOR    UFACTOR       Peq           Su_a         Su_p     LAYER
 ---------------------------------------------------------------------------------------------------------------------------------
-------------------------------------------------------------------------------------------
   1     0.000         --          --          --          --          --          REMOVED     --        0.000       0.000
1.000       1.000       0.000       0.000       0.000     not available
   2     0.000         --          --          --          --          --          REMOVED     --      -0.2000       0.000
1.000       1.000       0.000       0.000       0.000     not available
   3     0.000         --          --          --          --          --          REMOVED     --      -0.4000       0.000
1.000       1.000       0.000       0.000       0.000     not available
   4     0.000         --          --          --          --          --          REMOVED     --      -0.6000       0.000
1.000       1.000       0.000       0.000       0.000     not available
   5     0.000         --          --          --          --          --          REMOVED     --      -0.8000       0.000
1.000       1.000       0.000       0.000       0.000     not available
   6 D   0.000     -1.2542E-03   0.000       0.000       16.00       16.29          ACTIVE   0.000      -1.000       0.000
1.000       1.000       0.000       0.000       0.000     DI1_164_167_L_0
   7 D  0.2131     -1.1697E-03   3.200       1.066       19.20       18.30          ACTIVE   0.000      -1.200       0.000
1.000       1.000       1.066       0.000       0.000     DI1_164_167_L_0
   8 D  0.4262     -1.0871E-03   6.400       2.131       22.40       20.14          ACTIVE   0.000      -1.400       0.000
1.000       1.000       2.131       0.000       0.000     DI1_164_167_L_0
   9 D  0.6394     -1.0069E-03   9.600       3.197       25.60       21.87          ACTIVE   0.000      -1.600       0.000
1.000       1.000       3.197       0.000       0.000     DI1_164_167_L_0
  10 D  0.8525     -9.2910E-04   12.80       4.262       28.80       23.53          ACTIVE   0.000      -1.800       0.000
1.000       1.000       4.262       0.000       0.000     DI1_164_167_L_0
  11 D   1.066     -8.5399E-04   16.00       5.328       32.00       25.14          ACTIVE   0.000      -2.000       0.000
1.000       1.000       5.328       0.000       0.000     DI1_164_167_L_0
  12 D   1.279     -7.8171E-04   19.20       6.394       35.20       26.72          ACTIVE   0.000      -2.200       0.000
1.000       1.000       6.394       0.000       0.000     DI1_164_167_L_0
  13 D   1.492     -7.1238E-04   22.40       7.459       38.40       28.27          ACTIVE   0.000      -2.400       0.000
1.000       1.000       7.459       0.000       0.000     DI1_164_167_L_0
  14 D   1.705     -6.4611E-04   25.60       8.525       41.60       29.81          ACTIVE   0.000      -2.600       0.000
1.000       1.000       8.525       0.000       0.000     DI1_164_167_L_0
  15 D   2.252     -5.8297E-04   28.80       11.26       44.80       31.33           UL-RL  2.6819E+04  -2.800       0.000
1.000       1.000       11.26       0.000       0.000     DI1_164_167_L_0
  16 D   2.884     -5.2302E-04   32.00       14.42       48.00       32.85           UL-RL  2.6819E+04  -3.000       0.000
1.000       1.000       14.42       0.000       0.000     DI1_164_167_L_0
  17 D   3.498     -4.6629E-04   35.20       17.49       51.20       34.37           UL-RL  2.6819E+04  -3.200       0.000
1.000       1.000       17.49       0.000       0.000     DI1_164_167_L_0
  18 D   4.092     -4.1278E-04   38.40       20.46       54.40       35.88           UL-RL  2.6819E+04  -3.400       0.000
1.000       1.000       20.46       0.000       0.000     DI1_164_167_L_0
  19 D   4.667     -3.6250E-04   41.60       23.34       57.60       37.38           UL-RL  2.6819E+04  -3.600       0.000
1.000       1.000       23.34       0.000       0.000     DI1_164_167_L_0
  20 D   5.225     -3.1541E-04   44.80       26.12       60.80       38.89           UL-RL  2.6819E+04  -3.800       0.000
1.000       1.000       26.12       0.000       0.000     DI1_164_167_L_0
  21 D   5.765     -2.7148E-04   48.00       28.82       64.00       40.39           UL-RL  2.6819E+04  -4.000       0.000
1.000       1.000       28.82       0.000       0.000     DI1_164_167_L_0
  22 D   6.287     -2.3065E-04   51.20       31.44       67.20       41.89           UL-RL  2.6819E+04  -4.200       0.000
1.000       1.000       31.44       0.000       0.000     DI1_164_167_L_0
  23 D   6.793     -1.9285E-04   54.40       33.97       70.40       43.40           UL-RL  2.6819E+04  -4.400       0.000
1.000       1.000       33.97       0.000       0.000     DI1_164_167_L_0
  24 D   7.283     -1.5801E-04   57.60       36.42       73.60       44.90           UL-RL  2.6819E+04  -4.600       0.000
1.000       1.000       36.42       0.000       0.000     DI1_164_167_L_0
```

25 D	7.758	-1.2605E-04	60.80	38.79	76.80	46.40	UL-RL	2.6819E+04	-4.800	0.000	
1.000	1.000	38.79	0.000	0.000	DI1_164_167_L_0						
26 D	7.629	-9.6874E-05	64.00	38.14	80.00	47.90	UL-RL	5.7168E+04	-5.000	0.000	
1.000	1.000	38.14	0.000	0.000	DI2_165_168_L_0						
27 D	8.234	-7.0375E-05	67.20	41.17	83.20	49.41	UL-RL	5.7168E+04	-5.200	0.000	
1.000	1.000	41.17	0.000	0.000	DI2_165_168_L_0						
28 D	8.810	-4.6445E-05	70.40	44.05	86.40	50.91	UL-RL	5.7168E+04	-5.400	0.000	
1.000	1.000	44.05	0.000	0.000	DI2_165_168_L_0						
29 D	9.359	-2.4967E-05	73.60	46.79	89.60	52.42	UL-RL	5.7168E+04	-5.600	0.000	
1.000	1.000	46.79	0.000	0.000	DI2_165_168_L_0						
30 D	9.880	-5.8155E-06	76.80	49.40	92.80	53.92	UL-RL	5.7168E+04	-5.800	0.000	
1.000	1.000	49.40	0.000	0.000	DI2_165_168_L_0						
31 D	10.38	1.1139E-05	80.00	51.88	96.00	55.43	UL-RL	5.7168E+04	-6.000	0.000	
1.000	1.000	51.88	0.000	0.000	DI2_165_168_L_0						
32 D	10.85	2.6030E-05	83.20	54.25	99.20	56.94	UL-RL	5.7168E+04	-6.200	0.000	
1.000	1.000	54.25	0.000	0.000	DI2_165_168_L_0						
33 D	11.30	3.8991E-05	86.40	56.50	102.4	58.44	UL-RL	5.7168E+04	-6.400	0.000	
1.000	1.000	56.50	0.000	0.000	DI2_165_168_L_0						
34 D	11.73	5.0156E-05	89.60	58.66	105.6	59.95	UL-RL	5.7168E+04	-6.600	0.000	
1.000	1.000	58.66	0.000	0.000	DI2_165_168_L_0						
35 D	12.14	5.9660E-05	92.80	60.72	108.8	61.46	UL-RL	5.7168E+04	-6.800	0.000	
1.000	1.000	60.72	0.000	0.000	DI2_165_168_L_0						
36 D	12.54	6.7632E-05	96.00	62.69	112.0	62.98	UL-RL	5.7168E+04	-7.000	0.000	
1.000	1.000	62.69	0.000	0.000	DI2_165_168_L_0						
37 D	12.91	7.4201E-05	99.20	64.53	115.2	64.58	UL-RL	5.7168E+04	-7.200	0.000	
1.000	1.000	64.53	0.000	0.000	DI2_165_168_L_0						
38 D	13.25	7.9490E-05	102.4	66.24	118.4	66.27	UL-RL	5.7168E+04	-7.400	0.000	
1.000	1.000	66.24	0.000	0.000	DI2_165_168_L_0						
39 D	13.58	8.3619E-05	105.6	67.91	121.6	67.92	UL-RL	5.7168E+04	-7.600	0.000	
1.000	1.000	67.91	0.000	0.000	DI2_165_168_L_0						
40 D	13.91	8.6700E-05	108.8	69.55	124.8	69.55	UL-RL	5.7168E+04	-7.800	0.000	
1.000	1.000	69.55	0.000	0.000	DI2_165_168_L_0						
41 D	14.23	8.8844E-05	112.0	71.14	128.0	71.14	V-C	3.5730E+04	-8.000	0.000	
1.000	1.000	71.14	0.000	0.000	DI2_165_168_L_0						
42 D	14.54	9.0152E-05	115.2	72.71	131.2	72.71	V-C	3.5730E+04	-8.200	0.000	
1.000	1.000	72.71	0.000	0.000	DI2_165_168_L_0						
43 D	14.85	9.0721E-05	118.4	74.25	134.4	74.25	V-C	3.5730E+04	-8.400	0.000	
1.000	1.000	74.25	0.000	0.000	DI2_165_168_L_0						
44 D	15.15	9.0641E-05	121.6	75.77	137.6	75.77	V-C	3.5730E+04	-8.600	0.000	
1.000	1.000	75.77	0.000	0.000	DI2_165_168_L_0						
45 D	15.45	8.9997E-05	124.8	77.27	140.8	77.27	V-C	3.5730E+04	-8.800	0.000	
1.000	1.000	77.27	0.000	0.000	DI2_165_168_L_0						
46 D	15.75	8.8868E-05	128.0	78.76	144.0	78.76	V-C	3.5730E+04	-9.000	0.000	
1.000	1.000	78.76	0.000	0.000	DI2_165_168_L_0						
47 D	12.03	8.7324E-05	131.2	80.23	147.2	80.23	V-C	3.5730E+04	-9.200	0.000	
1.000	1.000	80.23	0.000	0.000	DI2_165_168_L_0						
48 D	12.14	8.6419E-05	132.8	80.96	148.8	80.96	V-C	3.5730E+04	-9.300	0.000	
1.000	1.000	80.96	0.000	0.000	DI2_165_168_L_0						
49 D	16.48	8.4378E-05	136.0	82.41	152.0	82.41	V-C	3.5730E+04	-9.500	0.000	
1.000	1.000	82.41	0.000	0.000	DI2_165_168_L_0						
50 D	16.77	8.2079E-05	139.2	83.86	155.2	83.86	V-C	3.5730E+04	-9.700	0.000	
1.000	1.000	83.86	0.000	0.000	DI2_165_168_L_0						
51 D	17.06	7.9572E-05	142.4	85.30	158.4	85.30	V-C	3.5730E+04	-9.900	0.000	
1.000	1.000	85.30	0.000	0.000	DI2_165_168_L_0						
52 D	17.35	7.6906E-05	145.6	86.74	161.6	86.74	V-C	3.5730E+04	-10.10	0.000	
1.000	1.000	86.74	0.000	0.000	DI2_165_168_L_0						
53 D	17.63	7.4120E-05	148.8	88.17	164.8	88.17	V-C	3.5730E+04	-10.30	0.000	
1.000	1.000	88.17	0.000	0.000	DI2_165_168_L_0						
54 D	17.92	7.1252E-05	152.0	89.59	168.0	89.62	UL-RL	5.7168E+04	-10.50	0.000	
1.000	1.000	89.59	0.000	0.000	DI2_165_168_L_0						
55 D	18.19	6.8334E-05	155.2	90.96	171.2	91.15	UL-RL	5.7168E+04	-10.70	0.000	
1.000	1.000	90.96	0.000	0.000	DI2_165_168_L_0						
56 D	18.47	6.5391E-05	158.4	92.33	174.4	92.68	UL-RL	5.7168E+04	-10.90	0.000	
1.000	1.000	92.33	0.000	0.000	DI2_165_168_L_0						
57 D	18.74	6.2448E-05	161.6	93.69	177.6	94.22	UL-RL	5.7168E+04	-11.10	0.000	
1.000	1.000	93.69	0.000	0.000	DI2_165_168_L_0						
58 D	19.01	5.9524E-05	164.8	95.07	180.8	95.76	UL-RL	5.7168E+04	-11.30	0.000	
1.000	1.000	95.07	0.000	0.000	DI2_165_168_L_0						
59 D	19.29	5.6634E-05	168.0	96.44	184.0	97.29	UL-RL	5.7168E+04	-11.50	0.000	
1.000	1.000	96.44	0.000	0.000	DI2_165_168_L_0						
60 D	19.56	5.3790E-05	171.2	97.82	187.2	98.83	UL-RL	5.7168E+04	-11.70	0.000	
1.000	1.000	97.82	0.000	0.000	DI2_165_168_L_0						
61 D	19.84	5.1003E-05	174.4	99.20	190.4	100.4	UL-RL	5.7168E+04	-11.90	0.000	
1.000	1.000	99.20	0.000	0.000	DI2_165_168_L_0						

62 D	20.12	4.8277E-05	177.6	100.6	193.6	101.9	UL-RL	5.7168E+04	-12.10	0.000	
1.000	1.000	100.6	0.000	0.000	DI2_165_168_L_0						
63 D	20.39	4.5618E-05	180.8	102.0	196.8	103.5	UL-RL	5.7168E+04	-12.30	0.000	
1.000	1.000	102.0	0.000	0.000	DI2_165_168_L_0						
64 D	20.67	4.3027E-05	184.0	103.4	200.0	105.0	UL-RL	5.7168E+04	-12.50	0.000	
1.000	1.000	103.4	0.000	0.000	DI2_165_168_L_0						
65 D	20.95	4.0504E-05	187.2	104.8	203.2	106.5	UL-RL	5.7168E+04	-12.70	0.000	
1.000	1.000	104.8	0.000	0.000	DI2_165_168_L_0						
66 D	21.23	3.8048E-05	190.4	106.2	206.4	108.1	UL-RL	5.7168E+04	-12.90	0.000	
1.000	1.000	106.2	0.000	0.000	DI2_165_168_L_0						
67 D	21.52	3.5655E-05	193.6	107.6	209.6	109.6	UL-RL	5.7168E+04	-13.10	0.000	
1.000	1.000	107.6	0.000	0.000	DI2_165_168_L_0						
68 D	21.80	3.3322E-05	196.8	109.0	212.8	111.2	UL-RL	5.7168E+04	-13.30	0.000	
1.000	1.000	109.0	0.000	0.000	DI2_165_168_L_0						
69 D	22.08	3.1043E-05	200.0	110.4	216.0	112.7	UL-RL	5.7168E+04	-13.50	0.000	
1.000	1.000	110.4	0.000	0.000	DI2_165_168_L_0						
70 D	22.37	2.8812E-05	203.2	111.8	219.2	114.3	UL-RL	5.7168E+04	-13.70	0.000	
1.000	1.000	111.8	0.000	0.000	DI2_165_168_L_0						
71 D	22.65	2.6623E-05	206.4	113.3	222.4	115.8	UL-RL	5.7168E+04	-13.90	0.000	
1.000	1.000	113.3	0.000	0.000	DI2_165_168_L_0						
72 D	22.94	2.4470E-05	209.6	114.7	225.6	117.4	UL-RL	5.7168E+04	-14.10	0.000	
1.000	1.000	114.7	0.000	0.000	DI2_165_168_L_0						
73 D	23.22	2.2345E-05	212.8	116.1	228.8	118.9	UL-RL	5.7168E+04	-14.30	0.000	
1.000	1.000	116.1	0.000	0.000	DI2_165_168_L_0						
74 D	23.51	2.0243E-05	216.0	117.5	232.0	120.5	UL-RL	5.7168E+04	-14.50	0.000	
1.000	1.000	117.5	0.000	0.000	DI2_165_168_L_0						
75 D	23.80	1.8158E-05	219.2	119.0	235.2	122.0	UL-RL	5.7168E+04	-14.70	0.000	
1.000	1.000	119.0	0.000	0.000	DI2_165_168_L_0						
76 D	24.08	1.6084E-05	222.4	120.4	238.4	123.6	UL-RL	5.7168E+04	-14.90	0.000	
1.000	1.000	120.4	0.000	0.000	DI2_165_168_L_0						
77 D	24.37	1.4017E-05	225.6	121.9	241.6	125.1	UL-RL	5.7168E+04	-15.10	0.000	
1.000	1.000	121.9	0.000	0.000	DI2_165_168_L_0						
78 D	24.66	1.1953E-05	228.8	123.3	244.8	126.7	UL-RL	5.7168E+04	-15.30	0.000	
1.000	1.000	123.3	0.000	0.000	DI2_165_168_L_0						
79 D	12.47	9.8900E-06	232.0	124.7	248.0	128.2	UL-RL	5.7168E+04	-15.50	0.000	
1.000	1.000	124.7	0.000	0.000	DI2_165_168_L_0						

```
+-------------------------------------------------------------------------------------------------------------------------+
|                   PARATIEPLUS(TM)   NLS ENGINE RELEASE  2018.0    FULL VERSION  *Build date:Nov 13, 2017*              |
|                                                                                                                         |
|                                      NewProject.BaseDesignSection_28.Nominal_63                                         |
|                                   Exe Time : 4 September 2018 18:06:49                                                  |
+-------------------------------------------------------------------------------------------------------------------------+
New Project


S T R E S S   R E S U L T S   F O R   G R O U P   N O.   3

WallElement_33                                                  :
ELEMENT TYPE    2 NO.OF ELEMENTS. IN THIS GROUP   78
C U R R E N T   T I M E   I S     3.0000

 WALL2D ELEMENT

   EL      TA          TB          MA          MB
-------------------------------------------------------
    1 -119.94      119.94    -3.08433E-11 -23.988
    2 -117.16      117.16      23.988     -47.421
    3 -111.47      111.47      47.421     -69.715
    4 -102.69      102.69      69.715     -90.253
    5 -93.142      93.142      90.253     -108.88
    6 -83.577      83.577      108.88     -125.60
    7 -74.247      74.247      125.60     -140.45
    8 -65.178      65.178      140.45     -153.48
    9 -56.379      56.379      153.48     -164.76
   10 -47.853      47.853      164.76     -174.33
   11 -39.597      39.597      174.33     -182.25
   12 -31.601      31.601      182.25     -188.57
   13 -23.857      23.857      188.57     -193.34
   14 -16.351      16.351      193.34     -196.61
   15 -9.4049      9.4049      196.61     -198.49
   16 -3.0887      3.0887      198.49     -199.11
   17  2.6318     -2.6318      199.11     -198.58
   18  7.7911     -7.7911      198.58     -197.02
   19  12.423     -12.423      197.02     -194.54
   20  16.562     -16.562      194.54     -191.23
   21  20.241     -20.241      191.23     -187.18
   22  23.492     -23.492      187.18     -182.48
   23  26.348     -26.348      182.48     -177.21
   24  28.839     -28.839      177.21     -171.44
   25  30.995     -30.995      171.44     -165.24
   26  34.122     -34.122      165.24     -158.42
   27  36.622     -36.622      158.42     -151.09
   28  38.557     -38.557      151.09     -143.38
   29  39.984     -39.984      143.38     -135.39
   30  40.959     -40.959      135.39     -127.19
   31  41.452     -41.452      127.19     -118.90
   32  41.485     -41.485      118.90     -110.61
   33  41.117     -41.117      110.61     -102.38
   34  40.404     -40.404      102.38     -94.303
   35  39.396     -39.396      94.303     -86.424
   36  38.142     -38.142      86.424     -78.796
   37  36.695     -36.695      78.796     -71.457
   38  35.106     -35.106      71.457     -64.435
   39  33.405     -33.405      64.435     -57.754
   40  31.622     -31.622      57.754     -51.430
   41  29.781     -29.781      51.430     -45.474
   42  27.904     -27.904      45.474     -39.893
   43  26.013     -26.013      39.893     -34.690
   44  24.123     -24.123      34.690     -29.866
   45  22.249     -22.249      29.866     -25.416
   46  20.406     -20.406      25.416     -21.335
   47  19.053     -19.053      21.335     -19.430
   48  17.719     -17.719      19.430     -15.886
   49  15.994     -15.994      15.886     -12.687
   50  14.329     -14.329      12.687     -9.8211
   51  12.731     -12.731      9.8211     -7.2750
   52  11.203     -11.203      7.2750     -5.0344
```

53	9.7486	-9.7486	5.0344	-3.0847
54	8.3722	-8.3722	3.0847	-1.4102
55	7.0854	-7.0854	1.4102	6.83088E-03
56	5.8889	-5.8889	-6.83088E-03	1.1846
57	4.7828	-4.7828	-1.1846	2.1412
58	3.7664	-3.7664	-2.1412	2.8945
59	2.8389	-2.8389	-2.8945	3.4622
60	1.9986	-1.9986	-3.4622	3.8620
61	1.2440	-1.2440	-3.8620	4.1107
62	0.57304	-0.57304	-4.1107	4.2254
63	-1.61956E-02	1.61956E-02	-4.2254	4.2221
64	-0.52585	0.52585	-4.2221	4.1169
65	-0.95801	0.95801	-4.1169	3.9253
66	-1.3147	1.3147	-3.9253	3.6624
67	-1.5980	1.5980	-3.6624	3.3428
68	-1.8095	1.8095	-3.3428	2.9809
69	-1.9510	1.9510	-2.9809	2.5907
70	-2.0240	2.0240	-2.5907	2.1859
71	-2.0298	2.0298	-2.1859	1.7800
72	-1.9693	1.9693	-1.7800	1.3861
73	-1.8436	1.8436	-1.3861	1.0174
74	-1.6534	1.6534	-1.0174	0.68668
75	-1.3990	1.3990	-0.68668	0.40689
76	-1.0809	1.0809	-0.40689	0.19071
77	-0.69930	0.69930	-0.19071	5.08498E-02
78	-0.25424	0.25424	-5.08498E-02	-4.59077E-13

```
+-------------------------------------------------------------------------------------------------------------------------------+
|                   PARATIEPLUS(TM)   NLS ENGINE RELEASE  2018.0    FULL VERSION  *Build date:Nov 13, 2017*                    |
|                                                                                                                               |
|                                      NewProject.BaseDesignSection_28.Nominal_63                                               |
|                                  Exe Time : 4 September 2018 18:06:49                                                         |
+-------------------------------------------------------------------------------------------------------------------------------+
New Project


S T R E S S   R E S U L T S   F O R   G R O U P   N O.   4

WallElement_New_76649                                          :
ELEMENT TYPE    2 NO.OF ELEMENTS. IN THIS GROUP   47
C U R R E N T   T I M E   I S      3.0000

 WALL2D ELEMENT

   EL      TA          TB          MA          MB
-----------------------------------------------------

***** NO ONE ELEMENT ACTIVE AT CURRENT STEP *****
```

```
+-----------------------------------------------------------------------------------------------------------------------+
|                  PARATIEPLUS(TM)   NLS ENGINE RELEASE  2018.0    FULL VERSION  *Build date:Nov 13, 2017*              |
|                                                                                                                       |
|                                      NewProject.BaseDesignSection_28.Nominal_63                                       |
|                                 Exe Time : 4 September 2018 18:06:49                                                  |
+-----------------------------------------------------------------------------------------------------------------------+
New Project


S T R E S S   R E S U L T S   F O R   G R O U P   N O.   5

Tieback_175                                                  :
ELEMENT TYPE    6 NO.OF ELEMENTS. IN THIS GROUP    1
C U R R E N T   T I M E   I S     3.0000

 POST-TENSION 2D-BOUNDARY ELEMENT

         EL    FORCE          d0          EDISPL     pl. eps          K     -ve limit   +ve limit
-------------------------------------------------------------------------------------------------------
ANCHOR    1   138.50     -1.60846E-03 -1.60846E-03   0.0000       0.0000       0.0000       0.0000     BORN NOW JUST
ACTIVATED

ITER     0 RNORM = 0.000     RMNORM= 0.000
           RINORM=0.2689E+06 RIMNOR=0.1726E+07
           RENORM= 7430.     REMNOR=0.1359E-19 RATIO =0.1662     TOLER =0.1000E-03  NOT CONVERGED
           RFMAX = 119.9     RMMAX = 199.1
           RTSMAL=0.1000E-02 RMSMAL=0.1000E-02
           RDT   =0.2689E+06 RDR   =0.1726E+07
           RATIOT=0.1662     RATIOR= 0.000
           MAX UN= 16.77     IEQ=   246 NODE     50 DOF   1  Y-DISPL.F
           MIN UN=-.9372E-06 IEQ=     3 NODE      1 DOF   3  Y-DISPL.S
           NO. OF CONTACT CONSTRAINT VIOLATIONS     0


ITER     2 RNORM = 0.000     RMNORM= 0.000
           RINORM=0.2689E+06 RIMNOR=0.1726E+07
           RENORM= 807.0     REMNOR=0.2411E-17 RATIO =0.5478E-01 TOLER =0.1000E-03  NOT CONVERGED
           RFMAX = 119.9     RMMAX = 199.1
           RTSMAL=0.1000E-02 RMSMAL=0.1000E-02
           RDT   =0.2689E+06 RDR   =0.1726E+07
           RATIOT=0.5478E-01 RATIOR= 0.000
           MAX UN= 9.347     IEQ=   256 NODE     52 DOF   1  Y-DISPL.F
           MIN UN=-.2414E-08 IEQ=   121 NODE     25 DOF   1  Y-DISPL.F
           NO. OF CONTACT CONSTRAINT VIOLATIONS     0


ITER     3 RNORM = 0.000     RMNORM= 0.000
           RINORM=0.2689E+06 RIMNOR=0.1726E+07
           RENORM= 129.7     REMNOR=0.6398E-17 RATIO =0.2196E-01 TOLER =0.1000E-03  NOT CONVERGED
           RFMAX = 119.9     RMMAX = 199.1
           RTSMAL=0.1000E-02 RMSMAL=0.1000E-02
           RDT   =0.2689E+06 RDR   =0.1726E+07
           RATIOT=0.2196E-01 RATIOR= 0.000
           MAX UN= 4.287     IEQ=   306 NODE     62 DOF   1  Y-DISPL.F
           MIN UN=-.2744E-03 IEQ=   393 NODE     79 DOF   3  Y-DISPL.S
           NO. OF CONTACT CONSTRAINT VIOLATIONS     0


ITER     4 RNORM = 0.000     RMNORM= 0.000
           RINORM=0.2689E+06 RIMNOR=0.1726E+07
           RENORM= 11.19     REMNOR=0.1664E-17 RATIO =0.6449E-02 TOLER =0.1000E-03  NOT CONVERGED
           RFMAX = 119.9     RMMAX = 199.1
           RTSMAL=0.1000E-02 RMSMAL=0.1000E-02
           RDT   =0.2689E+06 RDR   =0.1726E+07
           RATIOT=0.6449E-02 RATIOR= 0.000
           MAX UN= 1.910     IEQ=    61 NODE     13 DOF   1  Y-DISPL.F
           MIN UN=-.3128E-04 IEQ=   393 NODE     79 DOF   3  Y-DISPL.S
           NO. OF CONTACT CONSTRAINT VIOLATIONS     0


ITER     5 RNORM = 0.000     RMNORM= 0.000
```

```
  RINORM=0.2689E+06 RIMNOR=0.1726E+07
  RENORM=0.4254     REMNOR=0.1557E-17 RATIO =0.1258E-02 TOLER =0.1000E-03  NOT CONVERGED
  RFMAX = 119.9     RMMAX = 199.1
  RTSMAL=0.1000E-02 RMSMAL=0.1000E-02
  RDT   =0.2689E+06 RDR   =0.1726E+07
  RATIOT=0.1258E-02 RATIOR= 0.000
  MAX UN=0.6230     IEQ=    36 NODE      8 DOF   1  Y-DISPL.F
  MIN UN=-.4604E-04 IEQ=   393 NODE     79 DOF   3  Y-DISPL.S
  NO. OF CONTACT CONSTRAINT VIOLATIONS     0


ITER      6 RNORM = 0.000     RMNORM= 0.000
  RINORM=0.2689E+06 RIMNOR=0.1726E+07
  RENORM=0.2193E-03 REMNOR=0.1264E-17 RATIO =0.2856E-04 TOLER =0.1000E-03      CONVERGED !
  RFMAX = 119.9     RMMAX = 199.1
  RTSMAL=0.1000E-02 RMSMAL=0.1000E-02
  RDT   =0.2689E+06 RDR   =0.1726E+07
  RATIOT=0.2856E-04 RATIOR= 0.000
  MAX UN=0.1480E-01 IEQ=   316 NODE     64 DOF   1  Y-DISPL.F
  MIN UN=-.1016E-04 IEQ=   393 NODE     79 DOF   3  Y-DISPL.S
  NO. OF CONTACT CONSTRAINT VIOLATIONS     0
```

PARATIEPLUS(TM) NLS ENGINE RELEASE 2018.0 FULL VERSION *Build date:Nov 13, 2017*

NewProject.BaseDesignSection_28.Nominal_63

Exe Time : 4 September 2018 18:06:49

New Project
SOLUTION REACHED USING 6 ITERATIONS ON 40

P R I N T O U T F O R T I M E S T E P 4 (AT TIME 4.000)

PRINT OUT OF ACTIVE COMPONENTS (FIXED NODES ARE NOT PRINTED OUT)

	Y-DISPL.F (02)	X-ROT. F (04)	Y-DISPL.S (08)	X-ROT. S (10)	Y-FORCE (14)	GAP	C-FORCE
1	3.0522219E-03	8.6828714E-04	3.0522219E-03	0.000000	-3.2938960E-14	4.3368087E-19	-1.2176863E-04
2	3.2258116E-03	8.6727161E-04	3.2258116E-03	0.000000	-1.6239343E-14	0.000000	-1.2006709E-04
3	3.3989952E-03	8.6422677E-04	3.3989952E-03	0.000000	-1.6009148E-14	1.3010426E-18	-1.1836512E-04
4	3.5713674E-03	8.5915794E-04	3.5713674E-03	0.000000	-1.5778837E-14	4.3368087E-19	-1.1666229E-04
5	3.7425241E-03	8.5207473E-04	3.7425241E-03	0.000000	-1.5548338E-14	0.000000	-1.1495808E-04
6	3.9120641E-03	8.4299420E-04	3.9120641E-03	0.000000	-1.5317511E-14	-8.6736174E-19	-1.1325144E-04
7	4.0795901E-03	8.3193759E-04	4.0795901E-03	0.000000	-1.5086137E-14	0.000000	-1.1154075E-04
8	4.2447089E-03	8.1892681E-04	4.2447089E-03	0.000000	-1.4853939E-14	-8.6736174E-19	-1.0982398E-04
9	4.4070322E-03	8.0398748E-04	4.4070322E-03	0.000000	-1.4620726E-14	0.000000	-1.0809969E-04
10	4.5661773E-03	7.8714956E-04	4.5661773E-03	0.000000	-1.4386499E-14	8.6736174E-19	-1.0636792E-04
11	4.7217678E-03	7.6844763E-04	4.7217678E-03	0.000000	-1.4151307E-14	8.6736174E-19	-1.0462900E-04
12	4.8734347E-03	7.4792068E-04	4.8734347E-03	0.000000	-1.3915198E-14	8.6736174E-19	-1.0288331E-04
13	5.0208172E-03	7.2561162E-04	5.0208172E-03	0.000000	-1.3678220E-14	0.000000	-1.0113119E-04
14	5.1635636E-03	7.0156752E-04	5.1635636E-03	0.000000	-1.3440422E-14	8.6736174E-19	-9.9373007E-05
15	5.3013320E-03	6.7583954E-04	5.3013320E-03	0.000000	-1.3201853E-14	-8.6736174E-19	-9.7609127E-05
16	5.4337909E-03	6.4848258E-04	5.4337909E-03	0.000000	-1.2962660E-14	0.000000	-9.5839911E-05
17	5.5606210E-03	6.1955530E-04	5.5606210E-03	0.000000	-1.2722694E-14	0.000000	-9.4065715E-05
18	5.6815131E-03	5.8912073E-04	5.6815131E-03	0.000000	-1.2482013E-14	8.6736174E-19	-9.2286923E-05
19	5.7961732E-03	5.5724532E-04	5.7961732E-03	0.000000	-1.2240855E-14	0.000000	-9.0503895E-05
20	5.9043199E-03	5.2399948E-04	5.9043199E-03	0.000000	-1.1999083E-14	1.7347235E-18	-8.8717000E-05
21	6.0056861E-03	4.8945736E-04	6.0056861E-03	0.000000	-1.1756932E-14	8.6736174E-19	-8.6926619E-05
22	6.1000211E-03	4.5369614E-04	6.1000211E-03	0.000000	-1.1514443E-14	-8.6736174E-19	-8.5133105E-05
23	6.1870887E-03	4.1679729E-04	6.1870887E-03	0.000000	-1.1271495E-14	0.000000	-8.3336843E-05
24	6.2666698E-03	3.7884579E-04	6.2666698E-03	0.000000	-1.1028225E-14	8.6736174E-19	-8.1538207E-05
25	6.3385627E-03	3.3993019E-04	6.3385627E-03	0.000000	-1.0784686E-14	0.000000	-7.9737574E-05
26	6.4025838E-03	3.0014271E-04	6.4025838E-03	0.000000	-1.0540833E-14	8.6736174E-19	-7.7935322E-05
27	6.4585673E-03	2.5957212E-04	6.4585673E-03	0.000000	-1.0296910E-14	8.6736174E-19	-7.6131840E-05
28	6.5063657E-03	2.1830255E-04	6.5063657E-03	0.000000	-1.0052945E-14	-8.6736174E-19	-7.4327490E-05
29	6.5458476E-03	1.7642196E-04	6.5458476E-03	0.000000	-9.8088384E-15	0.000000	-7.2522663E-05
30	6.5768998E-03	1.3402137E-04	6.5768998E-03	0.000000	-9.5647193E-15	0.000000	-7.0717743E-05
31	6.5994278E-03	9.1194855E-05	6.5994278E-03	0.000000	-9.3205697E-15	-8.6736174E-19	-6.8913115E-05
32	6.6133558E-03	4.8039940E-05	6.6133558E-03	0.000000	-9.0765846E-15	0.000000	-6.7109172E-05
33	6.6186284E-03	4.6566986E-06	6.6186284E-03	0.000000	-8.8328084E-15	8.6736174E-19	-6.5306284E-05
34	6.6152102E-03	-3.8851064E-05	6.6152102E-03	0.000000	-8.5891604E-15	-8.6736174E-19	-6.3504848E-05
35	6.6030868E-03	-8.2376565E-05	6.6030868E-03	0.000000	-8.3457615E-15	-8.6736174E-19	-6.1705253E-05
36	6.5822657E-03	-1.2580984E-04	6.5822657E-03	0.000000	-8.1026037E-15	0.000000	-5.9907889E-05
37	6.5527767E-03	-1.6903761E-04	6.5527767E-03	0.000000	-7.8598644E-15	2.6020852E-18	-5.8113157E-05
38	6.5146722E-03	-2.1194410E-04	6.5146722E-03	0.000000	-7.6175888E-15	-8.6736174E-19	-5.6321432E-05
39	6.4680285E-03	-2.5440969E-04	6.4680285E-03	0.000000	-7.3757153E-15	-8.6736174E-19	-5.4533115E-05
40	6.4129459E-03	-2.9631190E-04	6.4129459E-03	0.000000	-7.1343562E-15	1.7347235E-18	-5.2748602E-05
41	6.3495497E-03	-3.3752510E-04	6.3495497E-03	0.000000	-6.8935651E-15	-8.6736174E-19	-5.0968288E-05
42	6.2779904E-03	-3.7792047E-04	6.2779904E-03	0.000000	-6.6533954E-15	0.000000	-4.9192569E-05
43	6.1984448E-03	-4.1736616E-04	6.1984448E-03	0.000000	-6.4139011E-15	0.000000	-4.7421842E-05
44	6.1111163E-03	-4.5572713E-04	6.1111163E-03	0.000000	-6.1750895E-15	8.6736174E-19	-4.5656507E-05
45	6.0162360E-03	-4.9286500E-04	6.0162360E-03	0.000000	-5.9371104E-15	-1.7347235E-18	-4.3896970E-05
46	5.9140617E-03	-5.2863890E-04	5.9140617E-03	0.000000	-5.7000101E-15	-1.7347235E-18	-4.2143615E-05
47	5.8048810E-03	-5.6290423E-04	5.8048810E-03	0.000000	-1.2143003E-15	8.6736174E-19	-4.0396851E-05
48	5.7477584E-03	-5.7943049E-04	5.7477584E-03	0.000000	-1.1881241E-15	8.6736174E-19	-3.9526031E-05
49	5.6286698E-03	-6.1115510E-04	5.6286698E-03	0.000000	-5.1111621E-15	-1.7347235E-18	-3.7789907E-05
50	5.5034219E-03	-6.4099641E-04	5.5034219E-03	0.000000	-4.8773753E-15	0.000000	-3.6061380E-05
51	5.3724071E-03	-6.6879914E-04	5.3724071E-03	0.000000	-4.6446706E-15	0.000000	-3.4340854E-05
52	5.2360474E-03	-6.9442561E-04	5.2360474E-03	0.000000	-4.4131028E-15	-8.6736174E-19	-3.2628733E-05
53	5.0947882E-03	-7.1778259E-04	5.0947882E-03	0.000000	-4.1827267E-15	-1.7347235E-18	-3.0925423E-05
54	4.9490885E-03	-7.3882738E-04	4.9490885E-03	0.000000	-3.9535971E-15	-8.6736174E-19	-2.9231330E-05
55	4.7994108E-03	-7.5756775E-04	4.7994108E-03	0.000000	-3.7257691E-15	0.000000	-2.7546860E-05

56	4.6462111E-03	-7.7406192E-04	4.6462111E-03	0.000000	-3.4992977E-15	8.6736174E-19	-2.5872420E-05
57	4.4899286E-03	-7.8841866E-04	4.4899286E-03	0.000000	-3.2742380E-15	-8.6736174E-19	-2.4208418E-05
58	4.3309765E-03	-8.0078273E-04	4.3309765E-03	0.000000	-3.0506420E-15	-8.6736174E-19	-2.2555237E-05
59	4.1697380E-03	-8.1130894E-04	4.1697380E-03	0.000000	-2.8285443E-15	0.000000	-2.0913135E-05
60	4.0065652E-03	-8.2015051E-04	4.0065652E-03	0.000000	-2.6079607E-15	-8.6736174E-19	-1.9282227E-05
61	3.8417800E-03	-8.2745880E-04	3.8417800E-03	0.000000	-2.3888890E-15	0.000000	-1.7662499E-05
62	3.6756740E-03	-8.3338305E-04	3.6756740E-03	0.000000	-2.1713109E-15	4.3368087E-19	-1.6053812E-05
63	3.5085093E-03	-8.3807028E-04	3.5085093E-03	0.000000	-1.9551927E-15	0.000000	-1.4455920E-05
64	3.3405187E-03	-8.4166511E-04	3.3405187E-03	0.000000	-1.7404874E-15	4.3368087E-19	-1.2868474E-05
65	3.1719066E-03	-8.4430973E-04	3.1719066E-03	0.000000	-1.5271343E-15	0.000000	-1.1291026E-05
66	3.0028489E-03	-8.4614249E-04	3.0028489E-03	0.000000	-1.3150567E-15	-4.3368087E-19	-9.7230078E-06
67	2.8334948E-03	-8.4729627E-04	2.8334948E-03	0.000000	-1.1041623E-15	0.000000	-8.1637380E-06
68	2.6639672E-03	-8.4789835E-04	2.6639672E-03	0.000000	-8.9434559E-16	-4.3368087E-19	-6.6124368E-06
69	2.4943642E-03	-8.4807038E-04	2.4943642E-03	0.000000	-6.8549012E-16	0.000000	-5.0682423E-06
70	2.3247600E-03	-8.4792822E-04	2.3247600E-03	0.000000	-4.7747027E-16	4.3368087E-19	-3.5302259E-06
71	2.1552065E-03	-8.4758194E-04	2.1552065E-03	0.000000	-2.7016027E-16	-4.3368087E-19	-1.9974580E-06
72	1.9857343E-03	-8.4712998E-04	1.9857343E-03	0.000000	-6.3455843E-17	0.000000	-4.6916735E-07
73	1.8163562E-03	-8.4665262E-04	1.8163562E-03	0.000000	1.4274571E-16	2.1684043E-19	1.0554052E-06
74	1.6470708E-03	-8.4621102E-04	1.6470708E-03	0.000000	3.4854852E-16	-2.1684043E-19	2.5770296E-06
75	1.4778666E-03	-8.4584720E-04	1.4778666E-03	0.000000	5.5401189E-16	0.000000	4.0964516E-06
76	1.3087337E-03	-8.4558406E-04	1.3087337E-03	0.000000	7.5928626E-16	-2.1684043E-19	5.6142827E-06
77	1.1396345E-03	-8.4542526E-04	1.1396345E-03	0.000000	9.6451875E-16	4.3368087E-19	7.1312693E-06
78	9.7055768E-04	-8.4535528E-04	9.7055768E-04	0.000000	1.1697207E-15	0.000000	8.6478026E-06
79	8.0148029E-04	-8.4533935E-04	8.0148029E-04	0.000000	2.7498873E-15	-2.1684043E-19	1.0164264E-05

```
+-------------------------------------------------------------------------------------------------------------------------------+
|                   PARATIEPLUS(TM)   NLS ENGINE RELEASE  2018.0    FULL VERSION  *Build date:Nov 13, 2017*                    |
|                                                                                                                               |
|                                      NewProject.BaseDesignSection_28.Nominal_63                                               |
|                                   Exe Time : 4 September 2018 18:06:49                                                        |
+-------------------------------------------------------------------------------------------------------------------------------+
New Project


S T R E S S   R E S U L T S   F O R   G R O U P   N O.   1

0_L                                                              :
ELEMENT TYPE    5 NO.OF ELEMENTS. IN THIS GROUP   79
C U R R E N T   T I M E   I S      4.0000

 HARDENING 2D SOIL ELEMENT

 ****** TOTAL STRESS FORMULATION *****

  EL *   FORCE     DISPL-Y  VERTICAL-P  HORIZON.-P     MAX-V-P     MAX-H-P           STATE   STIFFNESS Z-LEVEL      PORE
E FACTOR    UFACTOR       Peq           Su_a         Su_p     LAYER
 ------------------------------------------------------------------------------------------------------------------------------
-------------------------------------------------------------------------------------------
   1 D  2.0998E-04 -3.0522E-03  6.3056E-03  2.0998E-03  6.3056E-03  0.6685          ACTIVE   0.000       0.000       0.000
1.000       1.000      2.0998E-03   0.000       0.000     DI1_164_167_L_0
   2 D  0.2158     -3.2258E-03   3.240       1.079       3.240       13.89          ACTIVE   0.000     -0.2000       0.000
1.000       1.000       1.079       0.000       0.000     DI1_164_167_L_0
   3 D  0.4420     -3.3990E-03   6.637       2.210       6.637       28.46          ACTIVE   0.000     -0.4000       0.000
1.000       1.000       2.210       0.000       0.000     DI1_164_167_L_0
   4 D  0.7391     -3.5714E-03   10.24       3.696       10.24       43.92           UL-RL   8046.     -0.6000       0.000
1.000       1.000       3.696       0.000       0.000     DI1_164_167_L_0
   5 D   1.366     -3.7425E-03   14.00       6.830       14.00       47.73           UL-RL   8046.     -0.8000       0.000
1.000       1.000       6.830       0.000       0.000     DI1_164_167_L_0
   6 D   1.252     -3.9121E-03   17.83       6.259       17.83       47.83           UL-RL   8046.      -1.000       0.000
1.000       1.000       6.259       0.000       0.000     DI1_164_167_L_0
   7 D   1.445     -4.0796E-03   21.70       7.224       21.70       47.71          ACTIVE   0.000      -1.200       0.000
1.000       1.000       7.224       0.000       0.000     DI1_164_167_L_0
   8 D   1.716     -4.2447E-03   25.76       8.579       25.76       47.48          ACTIVE   0.000      -1.400       0.000
1.000       1.000       8.579       0.000       0.000     DI1_164_167_L_0
   9 D   1.976     -4.4070E-03   29.67       9.881       29.67       47.19          ACTIVE   0.000      -1.600       0.000
1.000       1.000       9.881       0.000       0.000     DI1_164_167_L_0
  10 D   2.283     -4.5662E-03   34.27       11.41       34.27       46.89          ACTIVE   0.000      -1.800       0.000
1.000       1.000       11.41       0.000       0.000     DI1_164_167_L_0
  11 D   2.525     -4.7218E-03   37.91       12.62       37.91       46.61          ACTIVE   0.000      -2.000       0.000
1.000       1.000       12.62       0.000       0.000     DI1_164_167_L_0
  12 D   2.762     -4.8734E-03   41.48       13.81       41.48       46.37          ACTIVE   0.000      -2.200       0.000
1.000       1.000       13.81       0.000       0.000     DI1_164_167_L_0
  13 D   3.038     -5.0208E-03   45.62       15.19       45.62       46.18          ACTIVE   0.000      -2.400       0.000
1.000       1.000       15.19       0.000       0.000     DI1_164_167_L_0
  14 D   3.267     -5.1636E-03   49.06       16.34       49.06       46.05          ACTIVE   0.000      -2.600       0.000
1.000       1.000       16.34       0.000       0.000     DI1_164_167_L_0
  15 D   3.495     -5.3013E-03   52.48       17.48       52.48       45.99          ACTIVE   0.000      -2.800       0.000
1.000       1.000       17.48       0.000       0.000     DI1_164_167_L_0
  16 D   3.754     -5.4338E-03   56.37       18.77       56.37       46.00          ACTIVE   0.000      -3.000       0.000
1.000       1.000       18.77       0.000       0.000     DI1_164_167_L_0
  17 D   3.977     -5.5606E-03   59.72       19.89       59.72       46.09          ACTIVE   0.000      -3.200       0.000
1.000       1.000       19.89       0.000       0.000     DI1_164_167_L_0
  18 D   4.228     -5.6815E-03   63.49       21.14       63.49       46.25          ACTIVE   0.000      -3.400       0.000
1.000       1.000       21.14       0.000       0.000     DI1_164_167_L_0
  19 D   4.448     -5.7962E-03   66.79       22.24       66.79       46.50          ACTIVE   0.000      -3.600       0.000
1.000       1.000       22.24       0.000       0.000     DI1_164_167_L_0
  20 D   4.668     -5.9043E-03   70.09       23.34       70.09       46.82          ACTIVE   0.000      -3.800       0.000
1.000       1.000       23.34       0.000       0.000     DI1_164_167_L_0
  21 D   4.887     -6.0057E-03   73.38       24.43       73.38       47.22          ACTIVE   0.000      -4.000       0.000
1.000       1.000       24.43       0.000       0.000     DI1_164_167_L_0
  22 D   5.129     -6.1000E-03   77.01       25.64       77.01       47.69          ACTIVE   0.000      -4.200       0.000
1.000       1.000       25.64       0.000       0.000     DI1_164_167_L_0
  23 D   5.346     -6.1871E-03   80.27       26.73       80.27       48.25          ACTIVE   0.000      -4.400       0.000
1.000       1.000       26.73       0.000       0.000     DI1_164_167_L_0
  24 D   5.563     -6.2667E-03   83.53       27.82       83.53       48.87          ACTIVE   0.000      -4.600       0.000
1.000       1.000       27.82       0.000       0.000     DI1_164_167_L_0
```

25 D	5.801	-6.3386E-03	87.10	29.00	87.10	49.57	ACTIVE	0.000	-4.800	0.000
1.000	1.000	29.00	0.000	0.000	DI1_164_167_L_0					
26 D	5.113	-6.4026E-03	90.34	25.57	90.34	53.78	ACTIVE	0.000	-5.000	0.000
1.000	1.000	25.57	0.000	0.000	DI2_165_168_L_0					
27 D	5.304	-6.4586E-03	93.58	26.52	93.58	53.67	ACTIVE	0.000	-5.200	0.000
1.000	1.000	26.52	0.000	0.000	DI2_165_168_L_0					
28 D	5.512	-6.5064E-03	97.10	27.56	97.10	53.73	ACTIVE	0.000	-5.400	0.000
1.000	1.000	27.56	0.000	0.000	DI2_165_168_L_0					
29 D	5.702	-6.5458E-03	100.3	28.51	100.3	53.93	ACTIVE	0.000	-5.600	0.000
1.000	1.000	28.51	0.000	0.000	DI2_165_168_L_0					
30 D	5.893	-6.5769E-03	103.6	29.46	103.6	54.27	ACTIVE	0.000	-5.800	0.000
1.000	1.000	29.46	0.000	0.000	DI2_165_168_L_0					
31 D	6.098	-6.5994E-03	107.0	30.49	107.0	55.43	ACTIVE	0.000	-6.000	0.000
1.000	1.000	30.49	0.000	0.000	DI2_165_168_L_0					
32 D	6.288	-6.6134E-03	110.3	31.44	110.3	56.94	ACTIVE	0.000	-6.200	0.000
1.000	1.000	31.44	0.000	0.000	DI2_165_168_L_0					
33 D	6.478	-6.6186E-03	113.5	32.39	113.5	58.44	ACTIVE	0.000	-6.400	0.000
1.000	1.000	32.39	0.000	0.000	DI2_165_168_L_0					
34 D	6.681	-6.6152E-03	116.9	33.40	116.9	59.95	ACTIVE	0.000	-6.600	0.000
1.000	1.000	33.40	0.000	0.000	DI2_165_168_L_0					
35 D	6.870	-6.6031E-03	120.1	34.35	120.1	61.46	ACTIVE	0.000	-6.800	0.000
1.000	1.000	34.35	0.000	0.000	DI2_165_168_L_0					
36 D	7.060	-6.5823E-03	123.3	35.30	123.3	62.98	ACTIVE	0.000	-7.000	0.000
1.000	1.000	35.30	0.000	0.000	DI2_165_168_L_0					
37 D	7.262	-6.5528E-03	126.8	36.31	126.8	64.49	ACTIVE	0.000	-7.200	0.000
1.000	1.000	36.31	0.000	0.000	DI2_165_168_L_0					
38 D	7.451	-6.5147E-03	130.0	37.26	130.0	66.00	ACTIVE	0.000	-7.400	0.000
1.000	1.000	37.26	0.000	0.000	DI2_165_168_L_0					
39 D	7.641	-6.4680E-03	133.2	38.20	133.2	67.52	ACTIVE	0.000	-7.600	0.000
1.000	1.000	38.20	0.000	0.000	DI2_165_168_L_0					
40 D	7.841	-6.4129E-03	136.6	39.21	136.6	69.03	ACTIVE	0.000	-7.800	0.000
1.000	1.000	39.21	0.000	0.000	DI2_165_168_L_0					
41 D	8.031	-6.3495E-03	139.8	40.15	139.8	70.55	ACTIVE	0.000	-8.000	0.000
1.000	1.000	40.15	0.000	0.000	DI2_165_168_L_0					
42 D	8.220	-6.2780E-03	143.0	41.10	143.0	72.07	ACTIVE	0.000	-8.200	0.000
1.000	1.000	41.10	0.000	0.000	DI2_165_168_L_0					
43 D	8.420	-6.1984E-03	146.4	42.10	146.4	73.59	ACTIVE	0.000	-8.400	0.000
1.000	1.000	42.10	0.000	0.000	DI2_165_168_L_0					
44 D	8.609	-6.1111E-03	149.6	43.04	149.6	75.11	ACTIVE	0.000	-8.600	0.000
1.000	1.000	43.04	0.000	0.000	DI2_165_168_L_0					
45 D	8.798	-6.0162E-03	152.8	43.99	152.8	76.63	ACTIVE	0.000	-8.800	0.000
1.000	1.000	43.99	0.000	0.000	DI2_165_168_L_0					
46 D	8.997	-5.9141E-03	156.2	44.98	156.2	78.16	ACTIVE	0.000	-9.000	0.000
1.000	1.000	44.98	0.000	0.000	DI2_165_168_L_0					
47 D	6.889	-5.8049E-03	159.4	45.93	159.4	79.68	ACTIVE	0.000	-9.200	0.000
1.000	1.000	45.93	0.000	0.000	DI2_165_168_L_0					
48 D	6.964	-5.7478E-03	161.1	46.42	161.1	80.44	ACTIVE	0.000	-9.300	0.000
1.000	1.000	46.42	0.000	0.000	DI2_165_168_L_0					
49 D	9.474	-5.6287E-03	164.3	47.37	164.3	81.97	ACTIVE	0.000	-9.500	0.000
1.000	1.000	47.37	0.000	0.000	DI2_165_168_L_0					
50 D	9.663	-5.5034E-03	167.5	48.31	167.5	83.50	ACTIVE	0.000	-9.700	0.000
1.000	1.000	48.31	0.000	0.000	DI2_165_168_L_0					
51 D	9.861	-5.3724E-03	170.8	49.30	170.8	85.02	ACTIVE	0.000	-9.900	0.000
1.000	1.000	49.30	0.000	0.000	DI2_165_168_L_0					
52 D	10.05	-5.2360E-03	174.0	50.25	174.0	86.55	ACTIVE	0.000	-10.10	0.000
1.000	1.000	50.25	0.000	0.000	DI2_165_168_L_0					
53 D	10.24	-5.0948E-03	177.2	51.19	177.2	88.09	ACTIVE	0.000	-10.30	0.000
1.000	1.000	51.19	0.000	0.000	DI2_165_168_L_0					
54 D	10.44	-4.9491E-03	180.6	52.18	180.6	89.62	ACTIVE	0.000	-10.50	0.000
1.000	1.000	52.18	0.000	0.000	DI2_165_168_L_0					
55 D	10.63	-4.7994E-03	183.8	53.13	183.8	91.15	ACTIVE	0.000	-10.70	0.000
1.000	1.000	53.13	0.000	0.000	DI2_165_168_L_0					
56 D	10.81	-4.6462E-03	187.0	54.07	187.0	92.68	ACTIVE	0.000	-10.90	0.000
1.000	1.000	54.07	0.000	0.000	DI2_165_168_L_0					
57 D	11.01	-4.4899E-03	190.3	55.05	190.3	94.22	ACTIVE	0.000	-11.10	0.000
1.000	1.000	55.05	0.000	0.000	DI2_165_168_L_0					
58 D	11.20	-4.3310E-03	193.5	56.00	193.5	95.76	ACTIVE	0.000	-11.30	0.000
1.000	1.000	56.00	0.000	0.000	DI2_165_168_L_0					
59 D	11.39	-4.1697E-03	196.7	56.94	196.7	97.29	ACTIVE	0.000	-11.50	0.000
1.000	1.000	56.94	0.000	0.000	DI2_165_168_L_0					
60 D	11.59	-4.0066E-03	200.0	57.93	200.0	98.83	ACTIVE	0.000	-11.70	0.000
1.000	1.000	57.93	0.000	0.000	DI2_165_168_L_0					
61 D	11.77	-3.8418E-03	203.2	58.87	203.2	100.4	ACTIVE	0.000	-11.90	0.000
1.000	1.000	58.87	0.000	0.000	DI2_165_168_L_0					

62 D	11.96	-3.6757E-03	206.4	59.82	206.4	101.9	ACTIVE	0.000	-12.10	0.000	
1.000	1.000	59.82	0.000	0.000	DI2_165_168_L_0						
63 D	12.16	-3.5085E-03	209.8	60.80	209.8	103.5	ACTIVE	0.000	-12.30	0.000	
1.000	1.000	60.80	0.000	0.000	DI2_165_168_L_0						
64 D	12.35	-3.3405E-03	213.0	61.74	213.0	105.0	ACTIVE	0.000	-12.50	0.000	
1.000	1.000	61.74	0.000	0.000	DI2_165_168_L_0						
65 D	12.54	-3.1719E-03	216.2	62.69	216.2	106.5	ACTIVE	0.000	-12.70	0.000	
1.000	1.000	62.69	0.000	0.000	DI2_165_168_L_0						
66 D	12.73	-3.0028E-03	219.5	63.66	219.5	108.1	ACTIVE	0.000	-12.90	0.000	
1.000	1.000	63.66	0.000	0.000	DI2_165_168_L_0						
67 D	12.92	-2.8335E-03	222.7	64.61	222.7	109.6	ACTIVE	0.000	-13.10	0.000	
1.000	1.000	64.61	0.000	0.000	DI2_165_168_L_0						
68 D	13.11	-2.6640E-03	225.9	65.55	225.9	111.2	ACTIVE	0.000	-13.30	0.000	
1.000	1.000	65.55	0.000	0.000	DI2_165_168_L_0						
69 D	13.31	-2.4944E-03	229.2	66.53	229.2	112.7	ACTIVE	0.000	-13.50	0.000	
1.000	1.000	66.53	0.000	0.000	DI2_165_168_L_0						
70 D	13.50	-2.3248E-03	232.4	67.48	232.4	114.3	ACTIVE	0.000	-13.70	0.000	
1.000	1.000	67.48	0.000	0.000	DI2_165_168_L_0						
71 D	14.39	-2.1552E-03	235.6	71.95	235.6	115.8	UL-RL	1.9392E+04	-13.90	0.000	
1.000	1.000	71.95	0.000	0.000	DI2_165_168_L_0						
72 D	15.39	-1.9857E-03	238.9	76.96	238.9	117.4	UL-RL	1.9392E+04	-14.10	0.000	
1.000	1.000	76.96	0.000	0.000	DI2_165_168_L_0						
73 D	16.39	-1.8164E-03	242.1	81.96	242.1	118.9	UL-RL	1.9392E+04	-14.30	0.000	
1.000	1.000	81.96	0.000	0.000	DI2_165_168_L_0						
74 D	17.39	-1.6471E-03	245.3	86.95	245.3	120.5	UL-RL	1.9392E+04	-14.50	0.000	
1.000	1.000	86.95	0.000	0.000	DI2_165_168_L_0						
75 D	18.39	-1.4779E-03	248.6	91.95	248.6	122.0	UL-RL	1.9392E+04	-14.70	0.000	
1.000	1.000	91.95	0.000	0.000	DI2_165_168_L_0						
76 D	19.39	-1.3087E-03	251.8	96.94	251.8	123.6	UL-RL	1.9392E+04	-14.90	0.000	
1.000	1.000	96.94	0.000	0.000	DI2_165_168_L_0						
77 D	20.39	-1.1396E-03	255.0	101.9	255.0	125.1	UL-RL	1.9392E+04	-15.10	0.000	
1.000	1.000	101.9	0.000	0.000	DI2_165_168_L_0						
78 D	21.38	-9.7056E-04	258.3	106.9	258.3	126.7	UL-RL	1.9392E+04	-15.30	0.000	
1.000	1.000	106.9	0.000	0.000	DI2_165_168_L_0						
79 D	11.19	-8.0148E-04	261.5	111.9	261.5	128.2	UL-RL	1.9392E+04	-15.50	0.000	
1.000	1.000	111.9	0.000	0.000	DI2_165_168_L_0						

```
+-----------------------------------------------------------------------------------------------------------------------+
|                  PARATIEPLUS(TM)   NLS ENGINE RELEASE  2018.0    FULL VERSION  *Build date:Nov 13, 2017*              |
|                                                                                                                       |
|                                      NewProject.BaseDesignSection_28.Nominal_63                                       |
|                                 Exe Time : 4 September 2018 18:06:49                                                  |
+-----------------------------------------------------------------------------------------------------------------------+
New Project


S T R E S S   R E S U L T S   F O R   G R O U P   N O.   2

0_R                                                                :
ELEMENT TYPE    5 NO.OF ELEMENTS. IN THIS GROUP   79
C U R R E N T   T I M E   I S     4.0000

 HARDENING 2D SOIL ELEMENT

 ****** TOTAL STRESS FORMULATION *****

 EL *   FORCE     DISPL-Y  VERTICAL-P  HORIZON.-P     MAX-V-P     MAX-H-P          STATE   STIFFNESS Z-LEVEL      PORE
E FACTOR    UFACTOR       Peq          Su_a        Su_p     LAYER
 ---------------------------------------------------------------------------------------------------------------------------
-----------------------------------------------------------------------------------------------
   1     0.000         --          --          --          --          --          REMOVED     --        0.000       0.000
1.000       1.000       0.000       0.000       0.000     not available
   2     0.000         --          --          --          --          --          REMOVED     --      -0.2000       0.000
1.000       1.000       0.000       0.000       0.000     not available
   3     0.000         --          --          --          --          --          REMOVED     --      -0.4000       0.000
1.000       1.000       0.000       0.000       0.000     not available
   4     0.000         --          --          --          --          --          REMOVED     --      -0.6000       0.000
1.000       1.000       0.000       0.000       0.000     not available
   5     0.000         --          --          --          --          --          REMOVED     --      -0.8000       0.000
1.000       1.000       0.000       0.000       0.000     not available
   6     0.000         --          --          --          --          --          REMOVED     --       -1.000       0.000
1.000       1.000       0.000       0.000       0.000     not available
   7     0.000         --          --          --          --          --          REMOVED     --       -1.200       0.000
1.000       1.000       0.000       0.000       0.000     not available
   8     0.000         --          --          --          --          --          REMOVED     --       -1.400       0.000
1.000       1.000       0.000       0.000       0.000     not available
   9     0.000         --          --          --          --          --          REMOVED     --       -1.600       0.000
1.000       1.000       0.000       0.000       0.000     not available
  10     0.000         --          --          --          --          --          REMOVED     --       -1.800       0.000
1.000       1.000       0.000       0.000       0.000     not available
  11     0.000         --          --          --          --          --          REMOVED     --       -2.000       0.000
1.000       1.000       0.000       0.000       0.000     not available
  12     0.000         --          --          --          --          --          REMOVED     --       -2.200       0.000
1.000       1.000       0.000       0.000       0.000     not available
  13     0.000         --          --          --          --          --          REMOVED     --       -2.400       0.000
1.000       1.000       0.000       0.000       0.000     not available
  14     0.000         --          --          --          --          --          REMOVED     --       -2.600       0.000
1.000       1.000       0.000       0.000       0.000     not available
  15     0.000         --          --          --          --          --          REMOVED     --       -2.800       0.000
1.000       1.000       0.000       0.000       0.000     not available
  16     0.000         --          --          --          --          --          REMOVED     --       -3.000       0.000
1.000       1.000       0.000       0.000       0.000     not available
  17     0.000         --          --          --          --          --          REMOVED     --       -3.200       0.000
1.000       1.000       0.000       0.000       0.000     not available
  18     0.000         --          --          --          --          --          REMOVED     --       -3.400       0.000
1.000       1.000       0.000       0.000       0.000     not available
  19     0.000         --          --          --          --          --          REMOVED     --       -3.600       0.000
1.000       1.000       0.000       0.000       0.000     not available
  20     0.000         --          --          --          --          --          REMOVED     --       -3.800       0.000
1.000       1.000       0.000       0.000       0.000     not available
  21     0.000         --          --          --          --          --          REMOVED     --       -4.000       0.000
1.000       1.000       0.000       0.000       0.000     not available
  22     0.000         --          --          --          --          --          REMOVED     --       -4.200       0.000
1.000       1.000       0.000       0.000       0.000     not available
  23     0.000         --          --          --          --          --          REMOVED     --       -4.400       0.000
1.000       1.000       0.000       0.000       0.000     not available
  24     0.000         --          --          --          --          --          REMOVED     --       -4.600       0.000
1.000       1.000       0.000       0.000       0.000     not available
```

25	0.000	--	--	--	--	--	REMOVED	--	-4.800	0.000	
1.000	1.000	0.000	0.000	0.000	not available						
26	0.000	--	--	--	--	--	REMOVED	--	-5.000	0.000	
1.000	1.000	0.000	0.000	0.000	not available						
27	0.000	--	--	--	--	--	REMOVED	--	-5.200	0.000	
1.000	1.000	0.000	0.000	0.000	not available						
28	0.000	--	--	--	--	--	REMOVED	--	-5.400	0.000	
1.000	1.000	0.000	0.000	0.000	not available						
29	0.000	--	--	--	--	--	REMOVED	--	-5.600	0.000	
1.000	1.000	0.000	0.000	0.000	not available						
30	0.000	--	--	--	--	--	REMOVED	--	-5.800	0.000	
1.000	1.000	0.000	0.000	0.000	not available						
31	0.000	--	--	--	--	--	REMOVED	--	-6.000	0.000	
1.000	1.000	0.000	0.000	0.000	not available						
32	0.000	--	--	--	--	--	REMOVED	--	-6.200	0.000	
1.000	1.000	0.000	0.000	0.000	not available						
33	0.000	--	--	--	--	--	REMOVED	--	-6.400	0.000	
1.000	1.000	0.000	0.000	0.000	not available						
34	0.000	--	--	--	--	--	REMOVED	--	-6.600	0.000	
1.000	1.000	0.000	0.000	0.000	not available						
35	0.000	--	--	--	--	--	REMOVED	--	-6.800	0.000	
1.000	1.000	0.000	0.000	0.000	not available						
36	0.000	--	--	--	--	--	REMOVED	--	-7.000	0.000	
1.000	1.000	0.000	0.000	0.000	not available						
37	0.000	--	--	--	--	--	REMOVED	--	-7.200	0.000	
1.000	1.000	0.000	0.000	0.000	not available						
38	0.000	--	--	--	--	--	REMOVED	--	-7.400	0.000	
1.000	1.000	0.000	0.000	0.000	not available						
39	0.000	--	--	--	--	--	REMOVED	--	-7.600	0.000	
1.000	1.000	0.000	0.000	0.000	not available						
40	0.000	--	--	--	--	--	REMOVED	--	-7.800	0.000	
1.000	1.000	0.000	0.000	0.000	not available						
41	0.000	--	--	--	--	--	REMOVED	--	-8.000	0.000	
1.000	1.000	0.000	0.000	0.000	not available						
42	0.000	--	--	--	--	--	REMOVED	--	-8.200	0.000	
1.000	1.000	0.000	0.000	0.000	not available						
43	0.000	--	--	--	--	--	REMOVED	--	-8.400	0.000	
1.000	1.000	0.000	0.000	0.000	not available						
44	0.000	--	--	--	--	--	REMOVED	--	-8.600	0.000	
1.000	1.000	0.000	0.000	0.000	not available						
45	0.000	--	--	--	--	--	REMOVED	--	-8.800	0.000	
1.000	1.000	0.000	0.000	0.000	not available						
46	0.000	--	--	--	--	--	REMOVED	--	-9.000	0.000	
1.000	1.000	0.000	0.000	0.000	not available						
47	0.000	--	--	--	--	--	REMOVED	--	-9.200	0.000	
1.000	1.000	0.000	0.000	0.000	not available						
48	0.000	--	--	--	--	--	REMOVED	--	-9.300	0.000	
1.000	1.000	0.000	0.000	0.000	not available						
49	0.000	--	--	--	--	--	REMOVED	--	-9.500	0.000	
1.000	1.000	0.000	0.000	0.000	not available						
50	0.000	--	--	--	--	--	REMOVED	--	-9.700	0.000	
1.000	1.000	0.000	0.000	0.000	not available						
51 D	2.560	5.3724E-03	1.600	12.80	158.4	85.30	PASSIVE	0.000	-9.900	0.000	
1.000	1.000	12.80	0.000	0.000	DI2_165_168_L_0						
52 D	5.862	5.2360E-03	4.800	29.31	161.6	86.74	PASSIVE	0.000	-10.10	0.000	
1.000	1.000	29.31	0.000	0.000	DI2_165_168_L_0						
53 D	9.165	5.0948E-03	8.000	45.82	164.8	88.17	PASSIVE	0.000	-10.30	0.000	
1.000	1.000	45.82	0.000	0.000	DI2_165_168_L_0						
54 D	12.47	4.9491E-03	11.20	62.34	168.0	89.62	PASSIVE	0.000	-10.50	0.000	
1.000	1.000	62.34	0.000	0.000	DI2_165_168_L_0						
55 D	15.77	4.7994E-03	14.40	78.85	171.2	91.15	PASSIVE	0.000	-10.70	0.000	
1.000	1.000	78.85	0.000	0.000	DI2_165_168_L_0						
56 D	19.07	4.6462E-03	17.60	95.36	174.4	95.36	PASSIVE	0.000	-10.90	0.000	
1.000	1.000	95.36	0.000	0.000	DI2_165_168_L_0						
57 D	20.59	4.4899E-03	20.80	103.0	177.6	103.0	V-C	9716.	-11.10	0.000	
1.000	1.000	103.0	0.000	0.000	DI2_165_168_L_0						
58 D	20.69	4.3310E-03	24.00	103.5	180.8	103.5	V-C	9716.	-11.30	0.000	
1.000	1.000	103.5	0.000	0.000	DI2_165_168_L_0						
59 D	20.78	4.1697E-03	27.20	103.9	184.0	103.9	V-C	9716.	-11.50	0.000	
1.000	1.000	103.9	0.000	0.000	DI2_165_168_L_0						
60 D	20.85	4.0066E-03	30.40	104.2	187.2	104.2	V-C	9716.	-11.70	0.000	
1.000	1.000	104.2	0.000	0.000	DI2_165_168_L_0						
61 D	20.90	3.8418E-03	33.60	104.5	190.4	104.5	V-C	9716.	-11.90	0.000	
1.000	1.000	104.5	0.000	0.000	DI2_165_168_L_0						

62 D	20.95	3.6757E-03	36.80	104.8	193.6	104.8	V-C	9716.	-12.10	0.000	
1.000	1.000	104.8	0.000	0.000	DI2_165_168_L_0						
63 D	20.99	3.5085E-03	40.00	105.0	196.8	105.0	V-C	9716.	-12.30	0.000	
1.000	1.000	105.0	0.000	0.000	DI2_165_168_L_0						
64 D	21.02	3.3405E-03	43.20	105.1	200.0	105.1	V-C	9716.	-12.50	0.000	
1.000	1.000	105.1	0.000	0.000	DI2_165_168_L_0						
65 D	20.90	3.1719E-03	46.40	104.5	203.2	106.5	UL-RL	1.5546E+04	-12.70	0.000	
1.000	1.000	104.5	0.000	0.000	DI2_165_168_L_0						
66 D	20.75	3.0028E-03	49.60	103.7	206.4	108.1	UL-RL	1.5546E+04	-12.90	0.000	
1.000	1.000	103.7	0.000	0.000	DI2_165_168_L_0						
67 D	20.59	2.8335E-03	52.80	103.0	209.6	109.6	UL-RL	1.5546E+04	-13.10	0.000	
1.000	1.000	103.0	0.000	0.000	DI2_165_168_L_0						
68 D	20.43	2.6640E-03	56.00	102.2	212.8	111.2	UL-RL	1.5546E+04	-13.30	0.000	
1.000	1.000	102.2	0.000	0.000	DI2_165_168_L_0						
69 D	20.27	2.4944E-03	59.20	101.3	216.0	112.7	UL-RL	1.5546E+04	-13.50	0.000	
1.000	1.000	101.3	0.000	0.000	DI2_165_168_L_0						
70 D	20.10	2.3248E-03	62.40	100.5	219.2	114.3	UL-RL	1.5546E+04	-13.70	0.000	
1.000	1.000	100.5	0.000	0.000	DI2_165_168_L_0						
71 D	19.92	2.1552E-03	65.60	99.62	222.4	115.8	UL-RL	1.5546E+04	-13.90	0.000	
1.000	1.000	99.62	0.000	0.000	DI2_165_168_L_0						
72 D	19.75	1.9857E-03	68.80	98.74	225.6	117.4	UL-RL	1.5546E+04	-14.10	0.000	
1.000	1.000	98.74	0.000	0.000	DI2_165_168_L_0						
73 D	19.57	1.8164E-03	72.00	97.85	228.8	118.9	UL-RL	1.5546E+04	-14.30	0.000	
1.000	1.000	97.85	0.000	0.000	DI2_165_168_L_0						
74 D	19.39	1.6471E-03	75.20	96.95	232.0	120.5	UL-RL	1.5546E+04	-14.50	0.000	
1.000	1.000	96.95	0.000	0.000	DI2_165_168_L_0						
75 D	19.21	1.4779E-03	78.40	96.04	235.2	122.0	UL-RL	1.5546E+04	-14.70	0.000	
1.000	1.000	96.04	0.000	0.000	DI2_165_168_L_0						
76 D	19.02	1.3087E-03	81.60	95.12	238.4	123.6	UL-RL	1.5546E+04	-14.90	0.000	
1.000	1.000	95.12	0.000	0.000	DI2_165_168_L_0						
77 D	18.84	1.1396E-03	84.80	94.19	241.6	125.1	UL-RL	1.5546E+04	-15.10	0.000	
1.000	1.000	94.19	0.000	0.000	DI2_165_168_L_0						
78 D	18.65	9.7056E-04	88.00	93.24	244.8	126.7	UL-RL	1.5546E+04	-15.30	0.000	
1.000	1.000	93.24	0.000	0.000	DI2_165_168_L_0						
79 D	9.229	8.0148E-04	91.20	92.29	248.0	128.2	UL-RL	1.5546E+04	-15.50	0.000	
1.000	1.000	92.29	0.000	0.000	DI2_165_168_L_0						

```
+-------------------------------------------------------------------------------------------------------------------------+
|                   PARATIEPLUS(TM)   NLS ENGINE RELEASE  2018.0    FULL VERSION  *Build date:Nov 13, 2017*              |
|                                                                                                                         |
|                                      NewProject.BaseDesignSection_28.Nominal_63                                         |
|                                   Exe Time : 4 September 2018 18:06:49                                                  |
+-------------------------------------------------------------------------------------------------------------------------+
New Project


S T R E S S   R E S U L T S   F O R   G R O U P   N O.   3

WallElement_33                                                :
ELEMENT TYPE    2 NO.OF ELEMENTS. IN THIS GROUP   78
C U R R E N T   T I M E   I S     4.0000

 WALL2D ELEMENT

   EL      TA          TB          MA          MB
-------------------------------------------------------
    1 -125.14      125.14     6.00777E-11 -25.028
    2 -124.92      124.92      25.028     -50.013
    3 -124.48      124.48      50.013     -74.910
    4 -123.74      123.74      74.910     -99.658
    5 -122.38      122.38      99.658     -124.13
    6 -121.13      121.13      124.13     -148.36
    7 -119.68      119.68      148.36     -172.30
    8 -117.97      117.97      172.30     -195.89
    9 -115.99      115.99      195.89     -219.09
   10 -113.71      113.71      219.09     -241.83
   11 -111.18      111.18      241.83     -264.06
   12 -108.42      108.42      264.06     -285.75
   13 -105.38      105.38      285.75     -306.83
   14 -102.12      102.12      306.83     -327.25
   15 -98.620      98.620      327.25     -346.97
   16 -94.866      94.866      346.97     -365.95
   17 -90.889      90.889      365.95     -384.12
   18 -86.661      86.661      384.12     -401.46
   19 -82.213      82.213      401.46     -417.90
   20 -77.545      77.545      417.90     -433.41
   21 -72.658      72.658      433.41     -447.94
   22 -67.529      67.529      447.94     -461.44
   23 -62.183      62.183      461.44     -473.88
   24 -56.620      56.620      473.88     -485.20
   25 -50.819      50.819      485.20     -495.37
   26 -45.706      45.706      495.37     -504.51
   27 -40.402      40.402      504.51     -512.59
   28 -34.891      34.891      512.59     -519.57
   29 -29.188      29.188      519.57     -525.41
   30 -23.296      23.296      525.41     -530.07
   31 -17.198      17.198      530.07     -533.50
   32 -10.911      10.911      533.50     -535.69
   33 -4.4334      4.4334      535.69     -536.57
   34  2.2474     -2.2474      536.57     -536.12
   35  9.1178     -9.1178      536.12     -534.30
   36  16.178     -16.178      534.30     -531.07
   37  23.440     -23.440      531.07     -526.38
   38  30.891     -30.891      526.38     -520.20
   39  38.532     -38.532      520.20     -512.49
   40  46.373     -46.373      512.49     -503.22
   41  54.404     -54.404      503.22     -492.34
   42  62.623     -62.623      492.34     -479.81
   43  71.043     -71.043      479.81     -465.60
   44  79.652     -79.652      465.60     -449.67
   45  88.449     -88.449      449.67     -431.98
   46  97.446     -97.446      431.98     -412.49
   47  104.34     -104.34      412.49     -402.06
   48  111.30     -111.30      402.06     -379.80
   49  120.77     -120.77      379.80     -355.65
   50  130.44     -130.44      355.65     -329.56
   51  137.74     -137.74      329.56     -302.01
   52  141.92     -141.92      302.01     -273.63
```

53	143.00	-143.00	273.63	-245.03
54	140.97	-140.97	245.03	-216.83
55	135.82	-135.82	216.83	-189.67
56	127.57	-127.57	189.67	-164.16
57	117.98	-117.98	164.16	-140.56
58	108.49	-108.49	140.56	-118.86
59	99.101	-99.101	118.86	-99.041
60	89.840	-89.840	99.041	-81.073
61	80.710	-80.710	81.073	-64.931
62	71.722	-71.722	64.931	-50.587
63	62.891	-62.891	50.587	-38.009
64	54.201	-54.201	38.009	-27.169
65	45.841	-45.841	27.169	-18.000
66	37.827	-37.827	18.000	-10.435
67	30.157	-30.157	10.435	-4.4035
68	22.837	-22.837	4.4035	0.16391
69	15.878	-15.878	-0.16391	3.3395
70	9.2768	-9.2768	-3.3395	5.1949
71	3.7439	-3.7439	-5.1949	5.9437
72	-0.61327	0.61327	-5.9437	5.8210
73	-3.7928	3.7928	-5.8210	5.0624
74	-5.7928	5.7928	-5.0624	3.9039
75	-6.6116	6.6116	-3.9039	2.5816
76	-6.2474	6.2474	-2.5816	1.3322
77	-4.6983	4.6983	-1.3322	0.39249
78	-1.9624	1.9624	-0.39249	6.13476E-12

```
+-------------------------------------------------------------------------------------------------------------------------+
|                   PARATIEPLUS(TM)   NLS ENGINE RELEASE  2018.0    FULL VERSION  *Build date:Nov 13, 2017*              |
|                                                                                                                         |
|                                      NewProject.BaseDesignSection_28.Nominal_63                                         |
|                                   Exe Time : 4 September 2018 18:06:49                                                  |
+-------------------------------------------------------------------------------------------------------------------------+
New Project


S T R E S S   R E S U L T S   F O R   G R O U P   N O.   4

WallElement_New_76649                                          :
ELEMENT TYPE    2 NO.OF ELEMENTS. IN THIS GROUP   47
C U R R E N T   T I M E   I S      4.0000

 WALL2D ELEMENT

   EL      TA          TB          MA          MB
-----------------------------------------------------

***** NO ONE ELEMENT ACTIVE AT CURRENT STEP *****
```

```
+-------------------------------------------------------------------------------------------------------------------------------+
|                   PARATIEPLUS(TM)   NLS ENGINE RELEASE  2018.0    FULL VERSION  *Build date:Nov 13, 2017*                    |
|                                                                                                                               |
|                                      NewProject.BaseDesignSection_28.Nominal_63                                               |
|                                   Exe Time : 4 September 2018 18:06:49                                                        |
+-------------------------------------------------------------------------------------------------------------------------------+
New Project


S T R E S S    R E S U L T S    F O R    G R O U P    N O.    5

Tieback_175                                                  :
ELEMENT TYPE    6 NO.OF ELEMENTS. IN THIS GROUP    1
C U R R E N T    T I M E    I S      4.0000

 POST-TENSION 2D-BOUNDARY ELEMENT

         EL    FORCE          d0          EDISPL     pl. eps          K     -ve limit   +ve limit
-------------------------------------------------------------------------------------------------------
 ANCHOR    1   144.50     -1.60846E-03  2.50453E-03   0.0000       1458.7       0.0000       0.0000     ELASTIC  ORIGINAL
YOUNG MODULUS

 ITER     0 RNORM = 0.000     RMNORM= 0.000
             RINORM=0.1120E+07 RIMNOR=0.1787E+08
             RENORM= 27.59     REMNOR=0.1264E-17 RATIO =0.4963E-02 TOLER =0.1000E-03  NOT CONVERGED
             RFMAX = 143.0     RMMAX = 536.6
             RTSMAL=0.1000E-02 RMSMAL=0.1000E-02
             RDT   =0.1120E+07 RDR   =0.1787E+08
             RATIOT=0.4963E-02 RATIOR= 0.000
             MAX UN=0.1218E-03 IEQ=     3 NODE      1 DOF   3  Y-DISPL.S
             MIN UN=-2.308     IEQ=   251 NODE     51 DOF   1  Y-DISPL.F
             NO. OF CONTACT CONSTRAINT VIOLATIONS     0


 ITER     2 RNORM = 0.000     RMNORM= 0.000
             RINORM=0.1120E+07 RIMNOR=0.1787E+08
             RENORM=0.9378E-03 REMNOR=0.1189E-17 RATIO =0.2894E-04 TOLER =0.1000E-03      CONVERGED !
             RFMAX = 143.0     RMMAX = 536.6
             RTSMAL=0.1000E-02 RMSMAL=0.1000E-02
             RDT   =0.1120E+07 RDR   =0.1787E+08
             RATIOT=0.2894E-04 RATIOR= 0.000
             MAX UN=0.2104E-01 IEQ=    16 NODE      4 DOF   1  Y-DISPL.F
             MIN UN=-.1334E-03 IEQ=   393 NODE     79 DOF   3  Y-DISPL.S
             NO. OF CONTACT CONSTRAINT VIOLATIONS     0
```

```
+-------------------------------------------------------------------------------------------------------------------------+
|                   PARATIEPLUS(TM)   NLS ENGINE RELEASE  2018.0    FULL VERSION  *Build date:Nov 13, 2017*               |
|                                                                                                                         |
|                                      NewProject.BaseDesignSection_28.Nominal_63                                         |
|                                  Exe Time : 4 September 2018 18:06:49                                                   |
+-------------------------------------------------------------------------------------------------------------------------+
New Project
SOLUTION REACHED USING     2 ITERATIONS ON   40

P R I N T   O U T   F O R   T I M E   S T E P    5     ( AT TIME   5.000     )

PRINT OUT OF ACTIVE COMPONENTS (FIXED NODES ARE NOT PRINTED OUT)
```

	Y-DISPL.F (02)	X-ROT. F (04)	Y-DISPL.S (08)	X-ROT. S (10)	Y-FORCE (14)	GAP	C-FORCE
1	3.1088095E-03	8.5476152E-04	3.1088095E-03	0.000000	-1.5307199E-14	4.3368087E-19	-5.6587599E-05
2	3.2796940E-03	8.5374548E-04	3.2796940E-03	0.000000	-7.2877209E-15	0.000000	-5.3882440E-05
3	3.4501723E-03	8.5069913E-04	3.4501723E-03	0.000000	-6.9218150E-15	1.3010426E-18	-5.1177081E-05
4	3.6198387E-03	8.4562780E-04	3.6198387E-03	0.000000	-6.5558548E-15	4.3368087E-19	-4.8471320E-05
5	3.7882890E-03	8.3854044E-04	3.7882890E-03	0.000000	-6.1898075E-15	0.000000	-4.5764916E-05
6	3.9551215E-03	8.2945291E-04	3.9551215E-03	0.000000	-5.8236122E-15	-8.6736174E-19	-4.3057416E-05
7	4.1199382E-03	8.1838528E-04	4.1199382E-03	0.000000	-5.4571755E-15	0.000000	-4.0348133E-05
8	4.2823451E-03	8.0535888E-04	4.2823451E-03	0.000000	-5.0903785E-15	-8.6736174E-19	-3.7636186E-05
9	4.4419529E-03	7.9039936E-04	4.4419529E-03	0.000000	-4.7230973E-15	0.000000	-3.4920658E-05
10	4.5983779E-03	7.7353668E-04	4.5983779E-03	0.000000	-4.3552080E-15	8.6736174E-19	-3.2200634E-05
11	4.7512430E-03	7.5480539E-04	4.7512430E-03	0.000000	-3.9865865E-15	8.6736174E-19	-2.9475197E-05
12	4.9001781E-03	7.3424451E-04	4.9001781E-03	0.000000	-3.6171091E-15	8.6736174E-19	-2.6743432E-05
13	5.0448217E-03	7.1189694E-04	5.0448217E-03	0.000000	-3.2466520E-15	0.000000	-2.4004423E-05
14	5.1848209E-03	6.8780975E-04	5.1848209E-03	0.000000	-2.8750913E-15	8.6736174E-19	-2.1257254E-05
15	5.3198330E-03	6.6203412E-04	5.3198330E-03	0.000000	-2.5023032E-15	-8.6736174E-19	-1.8501011E-05
16	5.4495256E-03	6.3462492E-04	5.4495256E-03	0.000000	-2.1281800E-15	0.000000	-1.5734778E-05
17	5.5735786E-03	6.0564083E-04	5.5735786E-03	0.000000	-1.7525614E-15	0.000000	-1.2957628E-05
18	5.6916818E-03	5.7514489E-04	5.6916818E-03	0.000000	-1.3753359E-15	8.6736174E-19	-1.0168673E-05
19	5.8035402E-03	5.4320340E-04	5.8035402E-03	0.000000	-9.9640026E-16	0.000000	-7.3669777E-06
20	5.9088715E-03	5.0988655E-04	5.9088715E-03	0.000000	-6.1560630E-16	1.7347235E-18	-4.5515764E-06
21	6.0074075E-03	4.7526834E-04	6.0074075E-03	0.000000	-2.3283243E-16	8.6736174E-19	-1.7214811E-06
22	6.0988967E-03	4.3942586E-04	6.0988967E-03	0.000000	1.5207259E-16	-8.6736174E-19	1.1243628E-06
23	6.1831017E-03	4.0244058E-04	6.1831017E-03	0.000000	5.3924743E-16	0.000000	3.9869759E-06
24	6.2598024E-03	3.6439755E-04	6.2598024E-03	0.000000	9.2882948E-16	8.6736174E-19	6.8673869E-06
25	6.3287961E-03	3.2538546E-04	6.3287961E-03	0.000000	1.3209550E-15	0.000000	9.7666034E-06
26	6.3898982E-03	2.8549674E-04	6.3898982E-03	0.000000	1.7157400E-15	8.6736174E-19	1.2685597E-05
27	6.4429421E-03	2.4482071E-04	6.4429421E-03	0.000000	2.1133321E-15	8.6736174E-19	1.5625257E-05
28	6.4877793E-03	2.0344236E-04	6.4877793E-03	0.000000	2.5138444E-15	-8.6736174E-19	1.8586369E-05
29	6.5242781E-03	1.6145077E-04	6.5242781E-03	0.000000	2.9173161E-15	0.000000	2.1569479E-05
30	6.5523249E-03	1.1893819E-04	6.5523249E-03	0.000000	3.3238069E-15	0.000000	2.4574910E-05
31	6.5718250E-03	7.6000169E-05	6.5718250E-03	0.000000	3.7332960E-15	-8.6736174E-19	2.7602718E-05
32	6.5827032E-03	3.2735866E-05	6.5827032E-03	0.000000	4.1457995E-15	0.000000	3.0652628E-05
33	6.5849044E-03	-1.0752807E-05	6.5849044E-03	0.000000	4.5612491E-15	8.6736174E-19	3.3724068E-05
34	6.5783942E-03	-5.4360018E-05	6.5783942E-03	0.000000	4.9794435E-15	-8.6736174E-19	3.6816032E-05
35	6.5631597E-03	-9.7976763E-05	6.5631597E-03	0.000000	5.4002223E-15	-8.6736174E-19	3.9927103E-05
36	6.5392103E-03	-1.4149065E-04	6.5392103E-03	0.000000	5.8232875E-15	0.000000	4.3055403E-05
37	6.5065782E-03	-1.8478581E-04	6.5065782E-03	0.000000	6.2483991E-15	2.6020852E-18	4.6198532E-05
38	6.4653186E-03	-2.2774364E-04	6.4653186E-03	0.000000	6.6751751E-15	-8.6736174E-19	4.9353598E-05
39	6.4155114E-03	-2.7024151E-04	6.4155114E-03	0.000000	7.1030422E-15	-8.6736174E-19	5.2517078E-05
40	6.3572611E-03	-3.1215374E-04	6.3572611E-03	0.000000	7.5314889E-15	1.7347235E-18	5.5684843E-05
41	6.2906976E-03	-3.5335128E-04	6.2906976E-03	0.000000	7.9598673E-15	-8.6736174E-19	5.8852103E-05
42	6.2159770E-03	-3.9370173E-04	6.2159770E-03	0.000000	8.3874346E-15	0.000000	6.2013367E-05
43	6.1332824E-03	-4.3306940E-04	6.1332824E-03	0.000000	8.8133479E-15	0.000000	6.5162400E-05
44	6.0428241E-03	-4.7131526E-04	6.0428241E-03	0.000000	9.2365891E-15	8.6736174E-19	6.8292191E-05
45	5.9448411E-03	-5.0829675E-04	5.9448411E-03	0.000000	9.6562321E-15	-1.7347235E-18	7.1394888E-05
46	5.8395998E-03	-5.4386857E-04	5.8395998E-03	0.000000	1.0071114E-14	-1.7347235E-18	7.4461828E-05
47	5.7273976E-03	-5.7788154E-04	5.7273976E-03	0.000000	2.3290953E-15	8.6736174E-19	7.7483402E-05
48	5.6687844E-03	-5.9426141E-04	5.6687844E-03	0.000000	2.3739013E-15	8.6736174E-19	7.8973989E-05
49	5.5467623E-03	-6.2564919E-04	5.5467623E-03	0.000000	1.1078156E-14	-1.7347235E-18	8.1907491E-05
50	5.4186544E-03	-6.5509178E-04	5.4186544E-03	0.000000	1.1464978E-14	0.000000	8.4767499E-05
51	5.2848657E-03	-6.8243255E-04	5.2848657E-03	0.000000	1.1840156E-14	0.000000	8.7541422E-05
52	5.1458298E-03	-7.0754835E-04	5.1458298E-03	0.000000	1.2202117E-14	-8.6736174E-19	9.0217617E-05
53	5.0019993E-03	-7.3036924E-04	5.0019993E-03	0.000000	1.2549878E-14	-1.7347235E-18	9.2788825E-05
54	4.8538368E-03	-7.5086905E-04	4.8538368E-03	0.000000	1.2882985E-14	-8.6736174E-19	9.5251687E-05
55	4.7018051E-03	-7.6906833E-04	4.7018051E-03	0.000000	1.3201377E-14	0.000000	9.7605751E-05

56	4.5463583E-03	-7.8503562E-04	4.5463583E-03	0.000000	1.3505304E-14	8.6736174E-19	9.9852865E-05
57	4.3879320E-03	-7.9888535E-04	4.3879320E-03	0.000000	1.3795243E-14	-8.6736174E-19	1.0199656E-04
58	4.2269355E-03	-8.1076422E-04	4.2269355E-03	0.000000	1.4071757E-14	-8.6736174E-19	1.0404099E-04
59	4.0637473E-03	-8.2082875E-04	4.0637473E-03	0.000000	1.4335461E-14	0.000000	1.0599072E-04
60	3.8987147E-03	-8.2923367E-04	3.8987147E-03	0.000000	1.4587012E-14	-8.6736174E-19	1.0785058E-04
61	3.7321543E-03	-8.3613164E-04	3.7321543E-03	0.000000	1.4827105E-14	0.000000	1.0962574E-04
62	3.5643524E-03	-8.4167297E-04	3.5643524E-03	0.000000	1.5056467E-14	4.3368087E-19	1.1132155E-04
63	3.3955657E-03	-8.4600561E-04	3.3955657E-03	0.000000	1.5275852E-14	0.000000	1.1294359E-04
64	3.2260211E-03	-8.4927488E-04	3.2260211E-03	0.000000	1.5486036E-14	4.3368087E-19	1.1449761E-04
65	3.0559171E-03	-8.5162340E-04	3.0559171E-03	0.000000	1.5687812E-14	0.000000	1.1598947E-04
66	2.8854239E-03	-8.5318988E-04	2.8854239E-03	0.000000	1.5881981E-14	-4.3368087E-19	1.1742507E-04
67	2.7146844E-03	-8.5410737E-04	2.7146844E-03	0.000000	1.6069352E-14	0.000000	1.1881042E-04
68	2.5438157E-03	-8.5450284E-04	2.5438157E-03	0.000000	1.6250734E-14	-4.3368087E-19	1.2015149E-04
69	2.3729100E-03	-8.5449723E-04	2.3729100E-03	0.000000	1.6426922E-14	0.000000	1.2145415E-04
70	2.2020359E-03	-8.5420534E-04	2.2020359E-03	0.000000	1.6598684E-14	4.3368087E-19	1.2272409E-04
71	2.0312397E-03	-8.5373574E-04	2.0312397E-03	0.000000	1.6766757E-14	-4.3368087E-19	1.2396675E-04
72	1.8605470E-03	-8.5318514E-04	1.8605470E-03	0.000000	1.6931832E-14	0.000000	1.2518726E-04
73	1.6899659E-03	-8.5263169E-04	1.6899659E-03	0.000000	1.7094549E-14	2.1684043E-19	1.2639032E-04
74	1.5194906E-03	-8.5213415E-04	1.5194906E-03	0.000000	1.7255487E-14	-2.1684043E-19	1.2758023E-04
75	1.3491058E-03	-8.5173185E-04	1.3491058E-03	0.000000	1.7413847E-14	0.000000	1.2876074E-04
76	1.1787987E-03	-8.5144470E-04	1.1787987E-03	0.000000	1.7572655E-14	0.000000	1.2993499E-04
77	1.0085288E-03	-8.5127313E-04	1.0085288E-03	0.000000	1.7732312E-14	4.3368087E-19	1.3110568E-04
78	8.3828302E-04	-8.5119813E-04	8.3828302E-04	0.000000	1.7891759E-14	0.000000	1.3227466E-04
79	6.6803715E-04	-8.5118118E-04	6.6803715E-04	0.000000	3.6102332E-14	-2.1684043E-19	1.3344315E-04

```
+-------------------------------------------------------------------------------------------------------------------------------+
|                   PARATIEPLUS(TM)   NLS ENGINE RELEASE  2018.0    FULL VERSION  *Build date:Nov 13, 2017*                    |
|                                                                                                                               |
|                                      NewProject.BaseDesignSection_28.Nominal_63                                               |
|                                   Exe Time : 4 September 2018 18:06:49                                                        |
+-------------------------------------------------------------------------------------------------------------------------------+
New Project


S T R E S S   R E S U L T S   F O R   G R O U P   N O.   1

0_L                                                              :
ELEMENT TYPE    5 NO.OF ELEMENTS. IN THIS GROUP   79
C U R R E N T   T I M E   I S      5.0000

 HARDENING 2D SOIL ELEMENT

 ****** TOTAL STRESS FORMULATION *****

  EL *   FORCE     DISPL-Y  VERTICAL-P  HORIZON.-P     MAX-V-P     MAX-H-P           STATE   STIFFNESS Z-LEVEL      PORE
E FACTOR    UFACTOR       Peq           Su_a         Su_p     LAYER
 ------------------------------------------------------------------------------------------------------------------------------
-------------------------------------------------------------------------------------------
   1 D  2.0998E-04 -3.1088E-03  6.3056E-03  2.0998E-03  6.3056E-03  0.6685          ACTIVE   0.000       0.000       0.000
1.000       1.000      2.0998E-03   0.000       0.000     DI1_164_167_L_0
   2 D  0.2158     -3.2797E-03   3.240       1.079       3.240       13.89          ACTIVE   0.000     -0.2000       0.000
1.000       1.000       1.079       0.000       0.000     DI1_164_167_L_0
   3 D  0.4420     -3.4502E-03   6.637       2.210       6.637       28.46          ACTIVE   0.000     -0.4000       0.000
1.000       1.000       2.210       0.000       0.000     DI1_164_167_L_0
   4 D  0.6822     -3.6198E-03   10.24       3.411       10.24       43.92          ACTIVE   0.000     -0.6000       0.000
1.000       1.000       3.411       0.000       0.000     DI1_164_167_L_0
   5 D   1.292     -3.7883E-03   14.00       6.462       14.00       47.73           UL-RL   8046.     -0.8000       0.000
1.000       1.000       6.462       0.000       0.000     DI1_164_167_L_0
   6 D   1.188     -3.9551E-03   17.83       5.938       17.83       47.83          ACTIVE   0.000      -1.000       0.000
1.000       1.000       5.938       0.000       0.000     DI1_164_167_L_0
   7 D   1.445     -4.1199E-03   21.70       7.224       21.70       47.71          ACTIVE   0.000      -1.200       0.000
1.000       1.000       7.224       0.000       0.000     DI1_164_167_L_0
   8 D   1.716     -4.2823E-03   25.76       8.579       25.76       47.48          ACTIVE   0.000      -1.400       0.000
1.000       1.000       8.579       0.000       0.000     DI1_164_167_L_0
   9 D   1.976     -4.4420E-03   29.67       9.881       29.67       47.19          ACTIVE   0.000      -1.600       0.000
1.000       1.000       9.881       0.000       0.000     DI1_164_167_L_0
  10 D   2.283     -4.5984E-03   34.27       11.41       34.27       46.89          ACTIVE   0.000      -1.800       0.000
1.000       1.000       11.41       0.000       0.000     DI1_164_167_L_0
  11 D   2.525     -4.7512E-03   37.91       12.62       37.91       46.61          ACTIVE   0.000      -2.000       0.000
1.000       1.000       12.62       0.000       0.000     DI1_164_167_L_0
  12 D   2.762     -4.9002E-03   41.48       13.81       41.48       46.37          ACTIVE   0.000      -2.200       0.000
1.000       1.000       13.81       0.000       0.000     DI1_164_167_L_0
  13 D   3.038     -5.0448E-03   45.62       15.19       45.62       46.18          ACTIVE   0.000      -2.400       0.000
1.000       1.000       15.19       0.000       0.000     DI1_164_167_L_0
  14 D   3.267     -5.1848E-03   49.06       16.34       49.06       46.05          ACTIVE   0.000      -2.600       0.000
1.000       1.000       16.34       0.000       0.000     DI1_164_167_L_0
  15 D   3.495     -5.3198E-03   52.48       17.48       52.48       45.99          ACTIVE   0.000      -2.800       0.000
1.000       1.000       17.48       0.000       0.000     DI1_164_167_L_0
  16 D   3.754     -5.4495E-03   56.37       18.77       56.37       46.00          ACTIVE   0.000      -3.000       0.000
1.000       1.000       18.77       0.000       0.000     DI1_164_167_L_0
  17 D   3.977     -5.5736E-03   59.72       19.89       59.72       46.09          ACTIVE   0.000      -3.200       0.000
1.000       1.000       19.89       0.000       0.000     DI1_164_167_L_0
  18 D   4.228     -5.6917E-03   63.49       21.14       63.49       46.25          ACTIVE   0.000      -3.400       0.000
1.000       1.000       21.14       0.000       0.000     DI1_164_167_L_0
  19 D   4.448     -5.8035E-03   66.79       22.24       66.79       46.50          ACTIVE   0.000      -3.600       0.000
1.000       1.000       22.24       0.000       0.000     DI1_164_167_L_0
  20 D   4.668     -5.9089E-03   70.09       23.34       70.09       46.82          ACTIVE   0.000      -3.800       0.000
1.000       1.000       23.34       0.000       0.000     DI1_164_167_L_0
  21 D   4.887     -6.0074E-03   73.38       24.43       73.38       47.22          ACTIVE   0.000      -4.000       0.000
1.000       1.000       24.43       0.000       0.000     DI1_164_167_L_0
  22 D   5.131     -6.0989E-03   77.01       25.65       77.01       47.69           UL-RL   8046.      -4.200       0.000
1.000       1.000       25.65       0.000       0.000     DI1_164_167_L_0
  23 D   5.353     -6.1831E-03   80.27       26.76       80.27       48.25           UL-RL   8046.      -4.400       0.000
1.000       1.000       26.76       0.000       0.000     DI1_164_167_L_0
  24 D   5.574     -6.2598E-03   83.53       27.87       83.53       48.87           UL-RL   8046.      -4.600       0.000
1.000       1.000       27.87       0.000       0.000     DI1_164_167_L_0
```

25 D	5.817	-6.3288E-03	87.10	29.08	87.10	49.57	UL-RL	8046.	-4.800	0.000	
1.000	1.000	29.08	0.000	0.000	DI1_164_167_L_0						
26 D	5.162	-6.3899E-03	90.34	25.81	90.34	53.78	UL-RL	1.9392E+04	-5.000	0.000	
1.000	1.000	25.81	0.000	0.000	DI2_165_168_L_0						
27 D	5.365	-6.4429E-03	93.58	26.82	93.58	53.67	UL-RL	1.9392E+04	-5.200	0.000	
1.000	1.000	26.82	0.000	0.000	DI2_165_168_L_0						
28 D	5.584	-6.4878E-03	97.10	27.92	97.10	53.73	UL-RL	1.9392E+04	-5.400	0.000	
1.000	1.000	27.92	0.000	0.000	DI2_165_168_L_0						
29 D	5.786	-6.5243E-03	100.3	28.93	100.3	53.93	UL-RL	1.9392E+04	-5.600	0.000	
1.000	1.000	28.93	0.000	0.000	DI2_165_168_L_0						
30 D	5.988	-6.5523E-03	103.6	29.94	103.6	54.27	UL-RL	1.9392E+04	-5.800	0.000	
1.000	1.000	29.94	0.000	0.000	DI2_165_168_L_0						
31 D	6.205	-6.5718E-03	107.0	31.02	107.0	55.43	UL-RL	1.9392E+04	-6.000	0.000	
1.000	1.000	31.02	0.000	0.000	DI2_165_168_L_0						
32 D	6.406	-6.5827E-03	110.3	32.03	110.3	56.94	UL-RL	1.9392E+04	-6.200	0.000	
1.000	1.000	32.03	0.000	0.000	DI2_165_168_L_0						
33 D	6.608	-6.5849E-03	113.5	33.04	113.5	58.44	UL-RL	1.9392E+04	-6.400	0.000	
1.000	1.000	33.04	0.000	0.000	DI2_165_168_L_0						
34 D	6.824	-6.5784E-03	116.9	34.12	116.9	59.95	UL-RL	1.9392E+04	-6.600	0.000	
1.000	1.000	34.12	0.000	0.000	DI2_165_168_L_0						
35 D	7.025	-6.5632E-03	120.1	35.13	120.1	61.46	UL-RL	1.9392E+04	-6.800	0.000	
1.000	1.000	35.13	0.000	0.000	DI2_165_168_L_0						
36 D	7.227	-6.5392E-03	123.3	36.14	123.3	62.98	UL-RL	1.9392E+04	-7.000	0.000	
1.000	1.000	36.14	0.000	0.000	DI2_165_168_L_0						
37 D	7.441	-6.5066E-03	126.8	37.21	126.8	64.49	UL-RL	1.9392E+04	-7.200	0.000	
1.000	1.000	37.21	0.000	0.000	DI2_165_168_L_0						
38 D	7.643	-6.4653E-03	130.0	38.21	130.0	66.00	UL-RL	1.9392E+04	-7.400	0.000	
1.000	1.000	38.21	0.000	0.000	DI2_165_168_L_0						
39 D	7.844	-6.4155E-03	133.2	39.22	133.2	67.52	UL-RL	1.9392E+04	-7.600	0.000	
1.000	1.000	39.22	0.000	0.000	DI2_165_168_L_0						
40 D	8.057	-6.3573E-03	136.6	40.29	136.6	69.03	UL-RL	1.9392E+04	-7.800	0.000	
1.000	1.000	40.29	0.000	0.000	DI2_165_168_L_0						
41 D	8.259	-6.2907E-03	139.8	41.29	139.8	70.55	UL-RL	1.9392E+04	-8.000	0.000	
1.000	1.000	41.29	0.000	0.000	DI2_165_168_L_0						
42 D	8.460	-6.2160E-03	143.0	42.30	143.0	72.07	UL-RL	1.9392E+04	-8.200	0.000	
1.000	1.000	42.30	0.000	0.000	DI2_165_168_L_0						
43 D	8.672	-6.1333E-03	146.4	43.36	146.4	73.59	UL-RL	1.9392E+04	-8.400	0.000	
1.000	1.000	43.36	0.000	0.000	DI2_165_168_L_0						
44 D	8.874	-6.0428E-03	149.6	44.37	149.6	75.11	UL-RL	1.9392E+04	-8.600	0.000	
1.000	1.000	44.37	0.000	0.000	DI2_165_168_L_0						
45 D	9.075	-5.9448E-03	152.8	45.37	152.8	76.63	UL-RL	1.9392E+04	-8.800	0.000	
1.000	1.000	45.37	0.000	0.000	DI2_165_168_L_0						
46 D	9.285	-5.8396E-03	156.2	46.43	156.2	78.16	UL-RL	1.9392E+04	-9.000	0.000	
1.000	1.000	46.43	0.000	0.000	DI2_165_168_L_0						
47 D	7.115	-5.7274E-03	159.4	47.43	159.4	79.68	UL-RL	1.9392E+04	-9.200	0.000	
1.000	1.000	47.43	0.000	0.000	DI2_165_168_L_0						
48 D	7.193	-5.6688E-03	161.1	47.96	161.1	80.44	UL-RL	1.9392E+04	-9.300	0.000	
1.000	1.000	47.96	0.000	0.000	DI2_165_168_L_0						
49 D	9.792	-5.5468E-03	164.3	48.96	164.3	81.97	UL-RL	1.9392E+04	-9.500	0.000	
1.000	1.000	48.96	0.000	0.000	DI2_165_168_L_0						
50 D	9.992	-5.4187E-03	167.5	49.96	167.5	83.50	UL-RL	1.9392E+04	-9.700	0.000	
1.000	1.000	49.96	0.000	0.000	DI2_165_168_L_0						
51 D	10.20	-5.2849E-03	170.8	51.00	170.8	85.02	UL-RL	1.9392E+04	-9.900	0.000	
1.000	1.000	51.00	0.000	0.000	DI2_165_168_L_0						
52 D	10.40	-5.1458E-03	174.0	52.00	174.0	86.55	UL-RL	1.9392E+04	-10.10	0.000	
1.000	1.000	52.00	0.000	0.000	DI2_165_168_L_0						
53 D	10.60	-5.0020E-03	177.2	52.99	177.2	88.09	UL-RL	1.9392E+04	-10.30	0.000	
1.000	1.000	52.99	0.000	0.000	DI2_165_168_L_0						
54 D	10.81	-4.8538E-03	180.6	54.03	180.6	89.62	UL-RL	1.9392E+04	-10.50	0.000	
1.000	1.000	54.03	0.000	0.000	DI2_165_168_L_0						
55 D	11.00	-4.7018E-03	183.8	55.02	183.8	91.15	UL-RL	1.9392E+04	-10.70	0.000	
1.000	1.000	55.02	0.000	0.000	DI2_165_168_L_0						
56 D	11.20	-4.5464E-03	187.0	56.01	187.0	92.68	UL-RL	1.9392E+04	-10.90	0.000	
1.000	1.000	56.01	0.000	0.000	DI2_165_168_L_0						
57 D	11.41	-4.3879E-03	190.3	57.03	190.3	94.22	UL-RL	1.9392E+04	-11.10	0.000	
1.000	1.000	57.03	0.000	0.000	DI2_165_168_L_0						
58 D	11.60	-4.2269E-03	193.5	58.02	193.5	95.76	UL-RL	1.9392E+04	-11.30	0.000	
1.000	1.000	58.02	0.000	0.000	DI2_165_168_L_0						
59 D	11.80	-4.0637E-03	196.7	59.00	196.7	97.29	UL-RL	1.9392E+04	-11.50	0.000	
1.000	1.000	59.00	0.000	0.000	DI2_165_168_L_0						
60 D	12.00	-3.8987E-03	200.0	60.02	200.0	98.83	UL-RL	1.9392E+04	-11.70	0.000	
1.000	1.000	60.02	0.000	0.000	DI2_165_168_L_0						
61 D	12.20	-3.7322E-03	203.2	61.00	203.2	100.4	UL-RL	1.9392E+04	-11.90	0.000	
1.000	1.000	61.00	0.000	0.000	DI2_165_168_L_0						

```
  62 D   12.39     -3.5644E-03   206.4       61.97       206.4       101.9          UL-RL  1.9392E+04  -12.10       0.000
1.000       1.000       61.97       0.000       0.000     DI2_165_168_L_0
  63 D   12.60     -3.3956E-03   209.8       62.99       209.8       103.5          UL-RL  1.9392E+04  -12.30       0.000
1.000       1.000       62.99       0.000       0.000     DI2_165_168_L_0
  64 D   12.79     -3.2260E-03   213.0       63.96       213.0       105.0          UL-RL  1.9392E+04  -12.50       0.000
1.000       1.000       63.96       0.000       0.000     DI2_165_168_L_0
  65 D   12.99     -3.0559E-03   216.2       64.93       216.2       106.5          UL-RL  1.9392E+04  -12.70       0.000
1.000       1.000       64.93       0.000       0.000     DI2_165_168_L_0
  66 D   13.19     -2.8854E-03   219.5       65.94       219.5       108.1          UL-RL  1.9392E+04  -12.90       0.000
1.000       1.000       65.94       0.000       0.000     DI2_165_168_L_0
  67 D   13.38     -2.7147E-03   222.7       66.91       222.7       109.6          UL-RL  1.9392E+04  -13.10       0.000
1.000       1.000       66.91       0.000       0.000     DI2_165_168_L_0
  68 D   13.58     -2.5438E-03   225.9       67.88       225.9       111.2          UL-RL  1.9392E+04  -13.30       0.000
1.000       1.000       67.88       0.000       0.000     DI2_165_168_L_0
  69 D   13.78     -2.3729E-03   229.2       68.89       229.2       112.7          UL-RL  1.9392E+04  -13.50       0.000
1.000       1.000       68.89       0.000       0.000     DI2_165_168_L_0
  70 D   13.97     -2.2020E-03   232.4       69.85       232.4       114.3          UL-RL  1.9392E+04  -13.70       0.000
1.000       1.000       69.85       0.000       0.000     DI2_165_168_L_0
  71 D   14.87     -2.0312E-03   235.6       74.36       235.6       115.8          UL-RL  1.9392E+04  -13.90       0.000
1.000       1.000       74.36       0.000       0.000     DI2_165_168_L_0
  72 D   15.88     -1.8605E-03   238.9       79.38       238.9       117.4          UL-RL  1.9392E+04  -14.10       0.000
1.000       1.000       79.38       0.000       0.000     DI2_165_168_L_0
  73 D   16.88     -1.6900E-03   242.1       84.41       242.1       118.9          UL-RL  1.9392E+04  -14.30       0.000
1.000       1.000       84.41       0.000       0.000     DI2_165_168_L_0
  74 D   17.89     -1.5195E-03   245.3       89.43       245.3       120.5          UL-RL  1.9392E+04  -14.50       0.000
1.000       1.000       89.43       0.000       0.000     DI2_165_168_L_0
  75 D   18.89     -1.3491E-03   248.6       94.44       248.6       122.0          UL-RL  1.9392E+04  -14.70       0.000
1.000       1.000       94.44       0.000       0.000     DI2_165_168_L_0
  76 D   19.89     -1.1788E-03   251.8       99.46       251.8       123.6          UL-RL  1.9392E+04  -14.90       0.000
1.000       1.000       99.46       0.000       0.000     DI2_165_168_L_0
  77 D   20.89     -1.0085E-03   255.0       104.5       255.0       125.1          UL-RL  1.9392E+04  -15.10       0.000
1.000       1.000       104.5       0.000       0.000     DI2_165_168_L_0
  78 D   21.90     -8.3828E-04   258.3       109.5       258.3       126.7          UL-RL  1.9392E+04  -15.30       0.000
1.000       1.000       109.5       0.000       0.000     DI2_165_168_L_0
  79 D   11.45     -6.6804E-04   261.5       114.5       261.5       128.2          UL-RL  1.9392E+04  -15.50       0.000
1.000       1.000       114.5       0.000       0.000     DI2_165_168_L_0
```

```
+-----------------------------------------------------------------------------------------------------------------------+
|                  PARATIEPLUS(TM)   NLS ENGINE RELEASE  2018.0    FULL VERSION  *Build date:Nov 13, 2017*              |
|                                                                                                                       |
|                                      NewProject.BaseDesignSection_28.Nominal_63                                       |
|                                 Exe Time : 4 September 2018 18:06:49                                                  |
+-----------------------------------------------------------------------------------------------------------------------+
New Project


S T R E S S   R E S U L T S   F O R   G R O U P   N O.   2

0_R                                                                  :
ELEMENT TYPE    5 NO.OF ELEMENTS. IN THIS GROUP   79
C U R R E N T   T I M E   I S     5.0000

 HARDENING 2D SOIL ELEMENT

 ****** TOTAL STRESS FORMULATION *****

 EL *   FORCE     DISPL-Y  VERTICAL-P  HORIZON.-P     MAX-V-P     MAX-H-P          STATE   STIFFNESS Z-LEVEL      PORE
E FACTOR    UFACTOR       Peq          Su_a        Su_p     LAYER
 ---------------------------------------------------------------------------------------------------------------------------
-----------------------------------------------------------------------------------------------
   1     0.000         --          --          --          --          --          REMOVED     --        0.000       0.000
1.000       1.000       0.000       0.000       0.000     not available
   2     0.000         --          --          --          --          --          REMOVED     --      -0.2000       0.000
1.000       1.000       0.000       0.000       0.000     not available
   3     0.000         --          --          --          --          --          REMOVED     --      -0.4000       0.000
1.000       1.000       0.000       0.000       0.000     not available
   4     0.000         --          --          --          --          --          REMOVED     --      -0.6000       0.000
1.000       1.000       0.000       0.000       0.000     not available
   5     0.000         --          --          --          --          --          REMOVED     --      -0.8000       0.000
1.000       1.000       0.000       0.000       0.000     not available
   6     0.000         --          --          --          --          --          REMOVED     --       -1.000       0.000
1.000       1.000       0.000       0.000       0.000     not available
   7     0.000         --          --          --          --          --          REMOVED     --       -1.200       0.000
1.000       1.000       0.000       0.000       0.000     not available
   8     0.000         --          --          --          --          --          REMOVED     --       -1.400       0.000
1.000       1.000       0.000       0.000       0.000     not available
   9     0.000         --          --          --          --          --          REMOVED     --       -1.600       0.000
1.000       1.000       0.000       0.000       0.000     not available
  10     0.000         --          --          --          --          --          REMOVED     --       -1.800       0.000
1.000       1.000       0.000       0.000       0.000     not available
  11     0.000         --          --          --          --          --          REMOVED     --       -2.000       0.000
1.000       1.000       0.000       0.000       0.000     not available
  12     0.000         --          --          --          --          --          REMOVED     --       -2.200       0.000
1.000       1.000       0.000       0.000       0.000     not available
  13     0.000         --          --          --          --          --          REMOVED     --       -2.400       0.000
1.000       1.000       0.000       0.000       0.000     not available
  14     0.000         --          --          --          --          --          REMOVED     --       -2.600       0.000
1.000       1.000       0.000       0.000       0.000     not available
  15     0.000         --          --          --          --          --          REMOVED     --       -2.800       0.000
1.000       1.000       0.000       0.000       0.000     not available
  16     0.000         --          --          --          --          --          REMOVED     --       -3.000       0.000
1.000       1.000       0.000       0.000       0.000     not available
  17     0.000         --          --          --          --          --          REMOVED     --       -3.200       0.000
1.000       1.000       0.000       0.000       0.000     not available
  18     0.000         --          --          --          --          --          REMOVED     --       -3.400       0.000
1.000       1.000       0.000       0.000       0.000     not available
  19     0.000         --          --          --          --          --          REMOVED     --       -3.600       0.000
1.000       1.000       0.000       0.000       0.000     not available
  20     0.000         --          --          --          --          --          REMOVED     --       -3.800       0.000
1.000       1.000       0.000       0.000       0.000     not available
  21     0.000         --          --          --          --          --          REMOVED     --       -4.000       0.000
1.000       1.000       0.000       0.000       0.000     not available
  22     0.000         --          --          --          --          --          REMOVED     --       -4.200       0.000
1.000       1.000       0.000       0.000       0.000     not available
  23     0.000         --          --          --          --          --          REMOVED     --       -4.400       0.000
1.000       1.000       0.000       0.000       0.000     not available
  24     0.000         --          --          --          --          --          REMOVED     --       -4.600       0.000
1.000       1.000       0.000       0.000       0.000     not available
```

25	0.000	--	--	--	--	--	REMOVED	--	-4.800	0.000		
1.000	1.000	0.000	0.000	0.000	not available							
26	0.000	--	--	--	--	--	REMOVED	--	-5.000	0.000		
1.000	1.000	0.000	0.000	0.000	not available							
27	0.000	--	--	--	--	--	REMOVED	--	-5.200	0.000		
1.000	1.000	0.000	0.000	0.000	not available							
28	0.000	--	--	--	--	--	REMOVED	--	-5.400	0.000		
1.000	1.000	0.000	0.000	0.000	not available							
29	0.000	--	--	--	--	--	REMOVED	--	-5.600	0.000		
1.000	1.000	0.000	0.000	0.000	not available							
30	0.000	--	--	--	--	--	REMOVED	--	-5.800	0.000		
1.000	1.000	0.000	0.000	0.000	not available							
31	0.000	--	--	--	--	--	REMOVED	--	-6.000	0.000		
1.000	1.000	0.000	0.000	0.000	not available							
32	0.000	--	--	--	--	--	REMOVED	--	-6.200	0.000		
1.000	1.000	0.000	0.000	0.000	not available							
33	0.000	--	--	--	--	--	REMOVED	--	-6.400	0.000		
1.000	1.000	0.000	0.000	0.000	not available							
34	0.000	--	--	--	--	--	REMOVED	--	-6.600	0.000		
1.000	1.000	0.000	0.000	0.000	not available							
35	0.000	--	--	--	--	--	REMOVED	--	-6.800	0.000		
1.000	1.000	0.000	0.000	0.000	not available							
36	0.000	--	--	--	--	--	REMOVED	--	-7.000	0.000		
1.000	1.000	0.000	0.000	0.000	not available							
37	0.000	--	--	--	--	--	REMOVED	--	-7.200	0.000		
1.000	1.000	0.000	0.000	0.000	not available							
38	0.000	--	--	--	--	--	REMOVED	--	-7.400	0.000		
1.000	1.000	0.000	0.000	0.000	not available							
39	0.000	--	--	--	--	--	REMOVED	--	-7.600	0.000		
1.000	1.000	0.000	0.000	0.000	not available							
40	0.000	--	--	--	--	--	REMOVED	--	-7.800	0.000		
1.000	1.000	0.000	0.000	0.000	not available							
41	0.000	--	--	--	--	--	REMOVED	--	-8.000	0.000		
1.000	1.000	0.000	0.000	0.000	not available							
42	0.000	--	--	--	--	--	REMOVED	--	-8.200	0.000		
1.000	1.000	0.000	0.000	0.000	not available							
43	0.000	--	--	--	--	--	REMOVED	--	-8.400	0.000		
1.000	1.000	0.000	0.000	0.000	not available							
44	0.000	--	--	--	--	--	REMOVED	--	-8.600	0.000		
1.000	1.000	0.000	0.000	0.000	not available							
45	0.000	--	--	--	--	--	REMOVED	--	-8.800	0.000		
1.000	1.000	0.000	0.000	0.000	not available							
46	0.000	--	--	--	--	--	REMOVED	--	-9.000	0.000		
1.000	1.000	0.000	0.000	0.000	not available							
47	0.000	--	--	--	--	--	REMOVED	--	-9.200	0.000		
1.000	1.000	0.000	0.000	0.000	not available							
48 D	0.000	5.6688E-03	0.000	0.000	0.000	0.000	ACTIVE	0.000	-9.300	0.000		
1.000	1.000	0.000	0.000	0.000	DI2_165_168_L_0							
49 D	8.5876E-02	5.5468E-03	3.200	0.4294	3.200	1.600	UL-RL	1.4292E+04	-9.500	0.000		
1.000	1.000	0.4294	0.000	0.000	DI2_165_168_L_0							
50 D	0.3977	5.4187E-03	6.400	1.989	6.400	3.200	UL-RL	1.4292E+04	-9.700	0.000		
1.000	1.000	1.989	0.000	0.000	DI2_165_168_L_0							
51 D	4.617	5.2849E-03	9.600	23.09	158.4	85.30	UL-RL	1.4292E+04	-9.900	0.000		
1.000	1.000	23.09	0.000	0.000	DI2_165_168_L_0							
52 D	7.367	5.1458E-03	12.80	36.84	161.6	86.74	UL-RL	1.4292E+04	-10.10	0.000		
1.000	1.000	36.84	0.000	0.000	DI2_165_168_L_0							
53 D	10.40	5.0020E-03	16.00	52.02	164.8	88.17	UL-RL	1.4292E+04	-10.30	0.000		
1.000	1.000	52.02	0.000	0.000	DI2_165_168_L_0							
54 D	13.54	4.8538E-03	19.20	67.68	168.0	89.62	UL-RL	1.4292E+04	-10.50	0.000		
1.000	1.000	67.68	0.000	0.000	DI2_165_168_L_0							
55 D	16.72	4.7018E-03	22.40	83.59	171.2	91.15	UL-RL	1.4292E+04	-10.70	0.000		
1.000	1.000	83.59	0.000	0.000	DI2_165_168_L_0							
56 D	19.59	4.5464E-03	25.60	97.93	174.4	99.36	UL-RL	1.4292E+04	-10.90	0.000		
1.000	1.000	97.93	0.000	0.000	DI2_165_168_L_0							
57 D	21.10	4.3879E-03	28.80	105.5	177.6	107.0	UL-RL	1.4292E+04	-11.10	0.000		
1.000	1.000	105.5	0.000	0.000	DI2_165_168_L_0							
58 D	21.20	4.2269E-03	32.00	106.0	180.8	107.5	UL-RL	1.4292E+04	-11.30	0.000		
1.000	1.000	106.0	0.000	0.000	DI2_165_168_L_0							
59 D	21.27	4.0637E-03	35.20	106.4	184.0	107.9	UL-RL	1.4292E+04	-11.50	0.000		
1.000	1.000	106.4	0.000	0.000	DI2_165_168_L_0							
60 D	21.34	3.8987E-03	38.40	106.7	187.2	108.2	UL-RL	1.4292E+04	-11.70	0.000		
1.000	1.000	106.7	0.000	0.000	DI2_165_168_L_0							
61 D	21.39	3.7322E-03	41.60	107.0	190.4	108.5	UL-RL	1.4292E+04	-11.90	0.000		
1.000	1.000	107.0	0.000	0.000	DI2_165_168_L_0							

62 D	21.43	3.5644E-03	44.80	107.2	193.6	108.8	UL-RL	1.4292E+04	-12.10	0.000	
1.000	1.000	107.2	0.000	0.000	DI2_165_168_L_0						
63 D	21.47	3.3956E-03	48.00	107.3	196.8	109.0	UL-RL	1.4292E+04	-12.30	0.000	
1.000	1.000	107.3	0.000	0.000	DI2_165_168_L_0						
64 D	21.50	3.2260E-03	51.20	107.5	200.0	109.1	UL-RL	1.4292E+04	-12.50	0.000	
1.000	1.000	107.5	0.000	0.000	DI2_165_168_L_0						
65 D	21.37	3.0559E-03	54.40	106.9	203.2	108.5	UL-RL	1.4292E+04	-12.70	0.000	
1.000	1.000	106.9	0.000	0.000	DI2_165_168_L_0						
66 D	21.20	2.8854E-03	57.60	106.0	206.4	108.1	UL-RL	1.4292E+04	-12.90	0.000	
1.000	1.000	106.0	0.000	0.000	DI2_165_168_L_0						
67 D	21.02	2.7147E-03	60.80	105.1	209.6	109.6	UL-RL	1.4292E+04	-13.10	0.000	
1.000	1.000	105.1	0.000	0.000	DI2_165_168_L_0						
68 D	20.84	2.5438E-03	64.00	104.2	212.8	111.2	UL-RL	1.4292E+04	-13.30	0.000	
1.000	1.000	104.2	0.000	0.000	DI2_165_168_L_0						
69 D	20.66	2.3729E-03	67.20	103.3	216.0	112.7	UL-RL	1.4292E+04	-13.50	0.000	
1.000	1.000	103.3	0.000	0.000	DI2_165_168_L_0						
70 D	20.47	2.2020E-03	70.40	102.4	219.2	114.3	UL-RL	1.4292E+04	-13.70	0.000	
1.000	1.000	102.4	0.000	0.000	DI2_165_168_L_0						
71 D	20.28	2.0312E-03	73.60	101.4	222.4	115.8	UL-RL	1.4292E+04	-13.90	0.000	
1.000	1.000	101.4	0.000	0.000	DI2_165_168_L_0						
72 D	20.10	1.8605E-03	76.80	100.5	225.6	117.4	UL-RL	1.4292E+04	-14.10	0.000	
1.000	1.000	100.5	0.000	0.000	DI2_165_168_L_0						
73 D	19.90	1.6900E-03	80.00	99.52	228.8	118.9	UL-RL	1.4292E+04	-14.30	0.000	
1.000	1.000	99.52	0.000	0.000	DI2_165_168_L_0						
74 D	19.71	1.5195E-03	83.20	98.55	232.0	120.5	UL-RL	1.4292E+04	-14.50	0.000	
1.000	1.000	98.55	0.000	0.000	DI2_165_168_L_0						
75 D	19.52	1.3491E-03	86.40	97.58	235.2	122.0	UL-RL	1.4292E+04	-14.70	0.000	
1.000	1.000	97.58	0.000	0.000	DI2_165_168_L_0						
76 D	19.32	1.1788E-03	89.60	96.60	238.4	123.6	UL-RL	1.4292E+04	-14.90	0.000	
1.000	1.000	96.60	0.000	0.000	DI2_165_168_L_0						
77 D	19.12	1.0085E-03	92.80	95.61	241.6	125.1	UL-RL	1.4292E+04	-15.10	0.000	
1.000	1.000	95.61	0.000	0.000	DI2_165_168_L_0						
78 D	18.92	8.3828E-04	96.00	94.62	244.8	126.7	UL-RL	1.4292E+04	-15.30	0.000	
1.000	1.000	94.62	0.000	0.000	DI2_165_168_L_0						
79 D	9.361	6.6804E-04	99.20	93.61	248.0	128.2	UL-RL	1.4292E+04	-15.50	0.000	
1.000	1.000	93.61	0.000	0.000	DI2_165_168_L_0						

```
+-------------------------------------------------------------------------------------------------------------------------+
|                   PARATIEPLUS(TM)   NLS ENGINE RELEASE  2018.0    FULL VERSION  *Build date:Nov 13, 2017*              |
|                                                                                                                         |
|                                      NewProject.BaseDesignSection_28.Nominal_63                                         |
|                                   Exe Time : 4 September 2018 18:06:49                                                  |
+-------------------------------------------------------------------------------------------------------------------------+
New Project


S T R E S S   R E S U L T S   F O R   G R O U P   N O.   3

WallElement_33                                                :
ELEMENT TYPE    2 NO.OF ELEMENTS. IN THIS GROUP   78
C U R R E N T   T I M E   I S     5.0000

 WALL2D ELEMENT

   EL      TA          TB          MA          MB
-------------------------------------------------------
    1 -125.20      125.20    -9.41385E-11 -25.040
    2 -124.99      124.99      25.040     -50.038
    3 -124.54      124.54      50.038     -74.947
    4 -123.88      123.88      74.947     -99.723
    5 -122.59      122.59      99.723     -124.24
    6 -121.41      121.41      124.24     -148.52
    7 -119.96      119.96      148.52     -172.52
    8 -118.25      118.25      172.52     -196.17
    9 -116.27      116.27      196.17     -219.42
   10 -113.99      113.99      219.42     -242.22
   11 -111.46      111.46      242.22     -264.51
   12 -108.70      108.70      264.51     -286.25
   13 -105.66      105.66      286.25     -307.38
   14 -102.40      102.40      307.38     -327.86
   15 -98.902      98.902      327.86     -347.64
   16 -95.148      95.148      347.64     -366.67
   17 -91.170      91.170      366.67     -384.91
   18 -86.959      86.959      384.91     -402.30
   19 -82.522      82.522      402.30     -418.80
   20 -77.862      77.862      418.80     -434.38
   21 -72.978      72.978      434.38     -448.97
   22 -67.847      67.847      448.97     -462.54
   23 -62.494      62.494      462.54     -475.04
   24 -56.920      56.920      475.04     -486.42
   25 -51.103      51.103      486.42     -496.64
   26 -45.941      45.941      496.64     -505.83
   27 -40.576      40.576      505.83     -513.95
   28 -34.993      34.993      513.95     -520.95
   29 -29.207      29.207      520.95     -526.79
   30 -23.219      23.219      526.79     -531.43
   31 -17.014      17.014      531.43     -534.83
   32 -10.608      10.608      534.83     -536.96
   33 -3.9992      3.9992      536.96     -537.76
   34  2.8244     -2.8244      537.76     -537.19
   35  9.8498     -9.8498      537.19     -535.22
   36  17.077     -17.077      535.22     -531.81
   37  24.518     -24.518      531.81     -526.90
   38  32.161     -32.161      526.90     -520.47
   39  40.005     -40.005      520.47     -512.47
   40  48.063     -48.063      512.47     -502.86
   41  56.322     -56.322      502.86     -491.59
   42  64.782     -64.782      491.59     -478.64
   43  73.455     -73.455      478.64     -463.94
   44  82.328     -82.328      463.94     -447.48
   45  91.403     -91.403      447.48     -429.20
   46  100.69     -100.69      429.20     -409.06
   47  107.80     -107.80      409.06     -398.28
   48  115.00     -115.00      398.28     -375.28
   49  124.70     -124.70      375.28     -350.34
   50  134.30     -134.30      350.34     -323.48
   51  139.88     -139.88      323.48     -295.50
   52  142.91     -142.91      295.50     -266.92
```

53	143.11	−143.11	266.92	−238.30
54	140.38	−140.38	238.30	−210.23
55	134.66	−134.66	210.23	−183.29
56	126.28	−126.28	183.29	−158.04
57	116.58	−116.58	158.04	−134.72
58	106.99	−106.99	134.72	−113.32
59	97.516	−97.516	113.32	−93.819
60	88.182	−88.182	93.819	−76.183
61	78.991	−78.991	76.183	−60.385
62	69.953	−69.953	60.385	−46.394
63	61.082	−61.082	46.394	−34.178
64	52.378	−52.378	34.178	−23.702
65	43.991	−43.991	23.702	−14.904
66	35.982	−35.982	14.904	−7.7077
67	28.344	−28.344	7.7077	−2.0389
68	21.080	−21.080	2.0389	2.1771
69	14.199	−14.199	−2.1771	5.0168
70	7.6977	−7.6977	−5.0168	6.5564
71	2.2847	−2.2847	−6.5564	7.0133
72	−1.9334	1.9334	−7.0133	6.6266
73	−4.9556	4.9556	−6.6266	5.6355
74	−6.7809	6.7809	−5.6355	4.2793
75	−7.4081	7.4081	−4.2793	2.7978
76	−6.8361	6.8361	−2.7978	1.4306
77	−5.0636	5.0636	−1.4306	0.41784
78	−2.0891	2.0891	−0.41784	−2.51291E−11

```
+-------------------------------------------------------------------------------------------------------------------------------+
|                   PARATIEPLUS(TM)   NLS ENGINE RELEASE  2018.0    FULL VERSION  *Build date:Nov 13, 2017*                    |
|                                                                                                                               |
|                                      NewProject.BaseDesignSection_28.Nominal_63                                               |
|                                   Exe Time : 4 September 2018 18:06:49                                                        |
+-------------------------------------------------------------------------------------------------------------------------------+
New Project


S T R E S S   R E S U L T S   F O R   G R O U P   N O.   4

WallElement_New_76649                                          :
ELEMENT TYPE    2 NO.OF ELEMENTS. IN THIS GROUP   47
C U R R E N T   T I M E   I S     5.0000

 WALL2D ELEMENT

   EL      TA          TB          MA          MB
-----------------------------------------------------

***** NO ONE ELEMENT ACTIVE AT CURRENT STEP *****
```

```
+-------------------------------------------------------------------------------------------------------------------------------+
|                   PARATIEPLUS(TM)   NLS ENGINE RELEASE  2018.0    FULL VERSION  *Build date:Nov 13, 2017*                    |
|                                                                                                                               |
|                                      NewProject.BaseDesignSection_28.Nominal_63                                               |
|                                  Exe Time : 4 September 2018 18:06:49                                                         |
+-------------------------------------------------------------------------------------------------------------------------------+
New Project


S T R E S S   R E S U L T S   F O R   G R O U P   N O.   5

Tieback_175                                                :
ELEMENT TYPE    6 NO.OF ELEMENTS. IN THIS GROUP    1
C U R R E N T   T I M E   I S      5.0000

 POST-TENSION 2D-BOUNDARY ELEMENT

         EL    FORCE          d0          EDISPL     pl. eps          K     -ve limit   +ve limit
-----------------------------------------------------------------------------------------------------------
 ANCHOR    1   144.57     -1.60846E-03  2.55354E-03   0.0000       1458.7       0.0000       0.0000     ELASTIC  ORIGINAL
YOUNG MODULUS

 ITER     0 RNORM = 19.01     RMNORM= 0.000
             RINORM=0.1140E+07 RIMNOR=0.1782E+08
             RENORM= 4046.     REMNOR=0.1189E-17 RATIO =0.5958E-01 TOLER =0.1000E-03  NOT CONVERGED
             RFMAX = 143.1     RMMAX = 537.8
             RTSMAL=0.1000E-02 RMSMAL=0.1000E-02
             RDT   =0.1140E+07 RDR   =0.1782E+08
             RATIOT=0.5958E-01 RATIOR= 0.000
             MAX UN= 9.276     IEQ=    86 NODE     18 DOF   1  Y-DISPL.F
             MIN UN=-.1334E-03 IEQ=   393 NODE     79 DOF   3  Y-DISPL.S
             NO. OF CONTACT CONSTRAINT VIOLATIONS     0


 ITER     2 RNORM = 19.01     RMNORM= 0.000
             RINORM=0.1140E+07 RIMNOR=0.1782E+08
             RENORM= 475.6     REMNOR=0.6055E-17 RATIO =0.2043E-01 TOLER =0.1000E-03  NOT CONVERGED
             RFMAX = 143.1     RMMAX = 537.8
             RTSMAL=0.1000E-02 RMSMAL=0.1000E-02
             RDT   =0.1140E+07 RDR   =0.1782E+08
             RATIOT=0.2043E-01 RATIOR= 0.000
             MAX UN= 6.597     IEQ=   126 NODE     26 DOF   1  Y-DISPL.F
             MIN UN=-.2377E-02 IEQ=     1 NODE      1 DOF   1  Y-DISPL.F
             NO. OF CONTACT CONSTRAINT VIOLATIONS     0


 ITER     3 RNORM = 19.01     RMNORM= 0.000
             RINORM=0.1140E+07 RIMNOR=0.1782E+08
             RENORM= 177.5     REMNOR=0.8897E-17 RATIO =0.1248E-01 TOLER =0.1000E-03  NOT CONVERGED
             RFMAX = 143.1     RMMAX = 537.8
             RTSMAL=0.1000E-02 RMSMAL=0.1000E-02
             RDT   =0.1140E+07 RDR   =0.1782E+08
             RATIOT=0.1248E-01 RATIOR= 0.000
             MAX UN= 3.805     IEQ=   256 NODE     52 DOF   1  Y-DISPL.F
             MIN UN=-.2200E-07 IEQ=   231 NODE     47 DOF   1  Y-DISPL.F
             NO. OF CONTACT CONSTRAINT VIOLATIONS     0


 ITER     4 RNORM = 19.01     RMNORM= 0.000
             RINORM=0.1140E+07 RIMNOR=0.1782E+08
             RENORM= 325.3     REMNOR=0.1627E-15 RATIO =0.1689E-01 TOLER =0.1000E-03  NOT CONVERGED
             RFMAX = 143.1     RMMAX = 537.8
             RTSMAL=0.1000E-02 RMSMAL=0.1000E-02
             RDT   =0.1140E+07 RDR   =0.1782E+08
             RATIOT=0.1689E-01 RATIOR= 0.000
             MAX UN= 13.27     IEQ=   246 NODE     50 DOF   1  Y-DISPL.F
             MIN UN=-1.567     IEQ=   386 NODE     78 DOF   1  Y-DISPL.F
             NO. OF CONTACT CONSTRAINT VIOLATIONS     0


 ITER     5 RNORM = 19.01     RMNORM= 0.000
```

```
  RINORM=0.1140E+07 RIMNOR=0.1782E+08
  RENORM= 2.658     REMNOR=0.4749E-16 RATIO =0.1527E-02 TOLER =0.1000E-03  NOT CONVERGED
  RFMAX = 143.1     RMMAX = 537.8
  RTSMAL=0.1000E-02 RMSMAL=0.1000E-02
  RDT   =0.1140E+07 RDR   =0.1782E+08
  RATIOT=0.1527E-02 RATIOR= 0.000
  MAX UN= 1.616     IEQ=   356 NODE     72 DOF   1  Y-DISPL.F
  MIN UN=-.1930     IEQ=   381 NODE     77 DOF   1  Y-DISPL.F
  NO. OF CONTACT CONSTRAINT VIOLATIONS     0


ITER      6 RNORM = 19.01     RMNORM= 0.000
  RINORM=0.1140E+07 RIMNOR=0.1782E+08
  RENORM=0.2274E-03 REMNOR=0.3022E-16 RATIO =0.1412E-04 TOLER =0.1000E-03      CONVERGED !
  RFMAX = 143.1     RMMAX = 537.8
  RTSMAL=0.1000E-02 RMSMAL=0.1000E-02
  RDT   =0.1140E+07 RDR   =0.1782E+08
  RATIOT=0.1412E-04 RATIOR= 0.000
  MAX UN=0.2505E-04 IEQ=   243 NODE     49 DOF   3  Y-DISPL.S
  MIN UN=-.1508E-01 IEQ=   391 NODE     79 DOF   1  Y-DISPL.F
  NO. OF CONTACT CONSTRAINT VIOLATIONS     0
```

```
+-------------------------------------------------------------------------------------------------------------------------+
|                  PARATIEPLUS(TM)   NLS ENGINE RELEASE  2018.0    FULL VERSION  *Build date:Nov 13, 2017*              |
|                                                                                                                         |
|                                     NewProject.BaseDesignSection_28.Nominal_63                                          |
|                                  Exe Time : 4 September 2018 18:06:49                                                   |
+-------------------------------------------------------------------------------------------------------------------------+
New Project
SOLUTION REACHED USING     6 ITERATIONS ON   40

P R I N T   O U T   F O R   T I M E   S T E P    6     ( AT TIME   6.000     )

PRINT OUT OF ACTIVE COMPONENTS (FIXED NODES ARE NOT PRINTED OUT)
```

	Y-DISPL.F (02)	X-ROT. F (04)	Y-DISPL.S (08)	X-ROT. S (10)	Y-FORCE (14)	GAP	C-FORCE
1	4.0446169E-02	-1.5102245E-03	4.0446169E-02	-2.3649860E-03	8.8130959E-11	-6.9388939E-18	0.3258022
2	4.0144034E-02	-1.5115668E-03	4.0144034E-02	-2.3653122E-03	-7.6861550E-13	1.3877788E-17	-5.6828299E-03
3	3.9841364E-02	-1.5155861E-03	3.9841364E-02	-2.3662853E-03	-8.4055094E-13	0.000000	-6.2146913E-03
4	3.9537623E-02	-1.5222654E-03	3.9537623E-02	-2.3678932E-03	-9.3981030E-13	-1.3877788E-17	-6.9485746E-03
5	3.9232282E-02	-1.5315823E-03	3.9232282E-02	-2.3701227E-03	-6.0543199E-13	-6.9388939E-18	-4.4763176E-03
6	3.8924816E-02	-1.5435097E-03	3.8924816E-02	-2.3729626E-03	-1.0831175E-12	-6.9388939E-18	-8.0081294E-03
7	3.8614706E-02	-1.5580149E-03	3.8614706E-02	-2.3764002E-03	-1.1594948E-12	6.9388939E-18	-8.5728322E-03
8	3.8301440E-02	-1.5750600E-03	3.8301440E-02	-2.3804189E-03	-1.2456246E-12	-6.9388939E-18	-9.2096410E-03
9	3.7984515E-02	-1.5946016E-03	3.7984515E-02	-2.3850009E-03	-1.3284279E-12	6.9388939E-18	-9.8218552E-03
10	3.7663437E-02	-1.6165906E-03	3.7663437E-02	-2.3901273E-03	-1.4259201E-12	0.000000	-1.0542673E-02
11	3.7337720E-02	-1.6409721E-03	3.7337720E-02	-2.3957775E-03	-1.5028484E-12	0.000000	-1.1111449E-02
12	3.7006892E-02	-1.6676855E-03	3.7006892E-02	-2.4019300E-03	-1.5785181E-12	6.9388939E-18	-1.1670920E-02
13	3.6670494E-02	-1.6966649E-03	3.6670494E-02	-2.4085618E-03	-1.6661454E-12	0.000000	-1.2318801E-02
14	3.6328080E-02	-1.7278393E-03	3.6328080E-02	-2.4156490E-03	-1.7391175E-12	0.000000	-1.2858327E-02
15	3.5979218E-02	-1.7611323E-03	3.5979218E-02	-2.4231664E-03	-1.8115186E-12	0.000000	-1.3393631E-02
16	3.5623491E-02	-1.7964627E-03	3.5623491E-02	-2.4310876E-03	-1.8938749E-12	0.000000	-1.4002435E-02
17	3.5260501E-02	-1.8337445E-03	3.5260501E-02	-2.4393854E-03	-1.9648303E-12	0.000000	-1.4527046E-02
18	3.4889868E-02	-1.8728861E-03	3.4889868E-02	-2.4480309E-03	-2.0624175E-12	6.9388939E-18	-1.5248675E-02
19	3.4511229E-02	-1.9137912E-03	3.4511229E-02	-2.4569946E-03	-2.1275008E-12	-1.3877788E-17	-1.5729875E-02
20	3.4124240E-02	-1.9563587E-03	3.4124240E-02	-2.4662452E-03	-2.1923703E-12	0.000000	-1.6209614E-02
21	3.3728583E-02	-2.0004826E-03	3.3728583E-02	-2.4757509E-03	-2.2570815E-12	6.9388939E-18	-1.6688066E-02
22	3.3323953E-02	-2.0460529E-03	3.3323953E-02	-2.4854788E-03	-2.3291293E-12	0.000000	-1.7220633E-02
23	3.2910073E-02	-2.0929542E-03	3.2910073E-02	-2.4953948E-03	-2.3932426E-12	-6.9388939E-18	-1.7694661E-02
24	3.2486690E-02	-2.1410664E-03	3.2486690E-02	-2.5054640E-03	-2.4572458E-12	0.000000	-1.8167875E-02
25	3.2053574E-02	-2.1902650E-03	3.2053574E-02	-2.5156505E-03	-2.5276969E-12	0.000000	-1.8688761E-02
26	3.1610521E-02	-2.2404206E-03	3.1610521E-02	-2.5259173E-03	-2.3848338E-12	6.9388939E-18	-1.7632648E-02
27	3.1157353E-02	-2.2914075E-03	3.1157353E-02	-2.5362282E-03	-2.4357227E-12	3.4694470E-18	-1.8008903E-02
28	3.0693913E-02	-2.3431050E-03	3.0693913E-02	-2.5465474E-03	-2.4918839E-12	3.4694470E-18	-1.8424001E-02
29	3.0220072E-02	-2.3953877E-03	3.0220072E-02	-2.5568384E-03	-2.5423613E-12	1.0408341E-17	-1.8797212E-02
30	2.9735727E-02	-2.4481259E-03	2.9735727E-02	-2.5670641E-03	-2.5927285E-12	3.4694470E-18	-1.9169607E-02
31	2.9240800E-02	-2.5011861E-03	2.9240800E-02	-2.5771862E-03	-2.6478077E-12	0.000000	-1.9576987E-02
32	2.8735243E-02	-2.5544303E-03	2.8735243E-02	-2.5871661E-03	-2.6978239E-12	0.000000	-1.9946790E-02
33	2.8219028E-02	-2.6077171E-03	2.8219028E-02	-2.5969643E-03	-2.7477705E-12	0.000000	-2.0315926E-02
34	2.7692163E-02	-2.6609003E-03	2.7692163E-02	-2.6065402E-03	-2.8020029E-12	6.9388939E-18	-2.0716899E-02
35	2.7154685E-02	-2.7138298E-03	2.7154685E-02	-2.6158530E-03	-2.8516642E-12	0.000000	-2.1084075E-02
36	2.6606658E-02	-2.7663513E-03	2.6606658E-02	-2.6248607E-03	-2.9011229E-12	3.4694470E-18	-2.1449913E-02
37	2.6048185E-02	-2.8183065E-03	2.6048185E-02	-2.6335206E-03	-2.9549991E-12	0.000000	-2.1848256E-02
38	2.5479387E-02	-2.8695333E-03	2.5479387E-02	-2.6417896E-03	-3.0031769E-12	0.000000	-2.2204299E-02
39	2.4900431E-02	-2.9198650E-03	2.4900431E-02	-2.6496235E-03	-3.0570560E-12	3.4694470E-18	-2.2602660E-02
40	2.4311512E-02	-2.9691311E-03	2.4311512E-02	-2.6569773E-03	-3.0931892E-12	-3.4694470E-18	-2.2869815E-02
41	2.3712861E-02	-3.0171569E-03	2.3712861E-02	-2.6638056E-03	-3.2056371E-12	0.000000	-2.3701210E-02
42	2.3104744E-02	-3.0637636E-03	2.3104744E-02	-2.6700617E-03	-3.0191192E-12	0.000000	-2.2322171E-02
43	2.2487463E-02	-3.1087685E-03	2.2487463E-02	-2.6756996E-03	-3.9520208E-12	-3.4694470E-18	-2.9219675E-02
44	2.1861356E-02	-3.1519847E-03	2.1861356E-02	-2.6806676E-03	-7.1689503E-13	0.000000	-5.3004775E-03
45	2.1226804E-02	-3.1932209E-03	2.1226804E-02	-2.6849311E-03	-1.3024209E-11	0.000000	-9.6296563E-02
46	2.0584216E-02	-3.2322830E-03	2.0584216E-02	-2.6883885E-03	3.2669790E-11	0.000000	0.2415475
47	1.9934049E-02	-3.2689701E-03	1.9934049E-02	-2.6911852E-03	-7.1377421E-11	0.000000	-2.374555
48	1.9606263E-02	-3.2863706E-03	1.9606263E-02	-2.6918321E-03	7.7664221E-11	0.000000	2.583702
49	1.8945667E-02	-3.3191343E-03	1.8945667E-02	0.000000	-3.3883151E-15	-3.4694470E-18	-2.5051859E-05
50	1.8278799E-02	-3.3490522E-03	1.8278799E-02	0.000000	-3.3803370E-15	0.000000	-2.4992872E-05
51	1.7606244E-02	-3.3760046E-03	1.7606244E-02	0.000000	-3.3717857E-15	0.000000	-2.4929647E-05
52	1.6928600E-02	-3.3999139E-03	1.6928600E-02	0.000000	-3.3626511E-15	3.4694470E-18	-2.4862109E-05
53	1.6246483E-02	-3.4207447E-03	1.6246483E-02	0.000000	-3.3529240E-15	0.000000	-2.4790191E-05
54	1.5560507E-02	-3.4385040E-03	1.5560507E-02	0.000000	-3.3425959E-15	1.7347235E-18	-2.4713829E-05
55	1.4871283E-02	-3.4532407E-03	1.4871283E-02	0.000000	-3.3316592E-15	3.4694470E-18	-2.4632968E-05

56	1.4179407E-02	-3.4650461E-03	1.4179407E-02	0.000000	-3.3201071E-15	1.7347235E-18	-2.4547556E-05
57	1.3485451E-02	-3.4740537E-03	1.3485451E-02	0.000000	-3.3079332E-15	-1.7347235E-18	-2.4457547E-05
58	1.2789960E-02	-3.4804391E-03	1.2789960E-02	0.000000	-3.2951323E-15	-1.7347235E-18	-2.4362902E-05
59	1.2093436E-02	-3.4844203E-03	1.2093436E-02	0.000000	-3.2816994E-15	-1.7347235E-18	-2.4263584E-05
60	1.1396335E-02	-3.4862572E-03	1.1396335E-02	0.000000	-3.2676304E-15	0.000000	-2.4159564E-05
61	1.0699056E-02	-3.4862505E-03	1.0699056E-02	0.000000	-3.2529186E-15	0.000000	-2.4050791E-05
62	1.0001937E-02	-3.4847104E-03	1.0001937E-02	0.000000	-3.2375421E-15	1.7347235E-18	-2.3937103E-05
63	9.3052545E-03	-3.4819289E-03	9.3052545E-03	0.000000	-3.2214606E-15	0.000000	-2.3818203E-05
64	8.6092298E-03	-3.4781788E-03	8.6092298E-03	0.000000	-3.2046157E-15	1.7347235E-18	-2.3693658E-05
65	7.9140306E-03	-3.4737146E-03	7.9140306E-03	0.000000	-3.1869306E-15	-1.7347235E-18	-2.3562901E-05
66	7.2197759E-03	-3.4687704E-03	7.2197759E-03	0.000000	-3.1683105E-15	0.000000	-2.3425232E-05
67	6.5265402E-03	-3.4635592E-03	6.5265402E-03	0.000000	-3.1486425E-15	1.7347235E-18	-2.3279815E-05
68	5.8343572E-03	-3.4582734E-03	5.8343572E-03	0.000000	-3.1277959E-15	-8.6736174E-19	-2.3125683E-05
69	5.1432242E-03	-3.4530864E-03	5.1432242E-03	0.000000	-3.1056217E-15	0.000000	-2.2961736E-05
70	4.4531058E-03	-3.4481525E-03	4.4531058E-03	0.000000	-3.0819536E-15	0.000000	-2.2786743E-05
71	3.7639373E-03	-3.4436070E-03	3.7639373E-03	0.000000	-3.0566071E-15	-4.3368087E-19	-2.2599341E-05
72	3.0756293E-03	-3.4395658E-03	3.0756293E-03	0.000000	-3.0293804E-15	0.000000	-2.2398038E-05
73	2.3880709E-03	-3.4361261E-03	2.3880709E-03	0.000000	-3.0001723E-15	4.3368087E-19	-2.2182085E-05
74	1.7011340E-03	-3.4333599E-03	1.7011340E-03	0.000000	-2.9693389E-15	-4.3368087E-19	-2.1954115E-05
75	1.0146801E-03	-3.4312971E-03	1.0146801E-03	0.000000	-2.9371155E-15	-2.1684043E-19	-2.1717497E-05
76	3.2860428E-04	-3.4299122E-03	3.2860428E-04	0.000000	-2.9043473E-15	-4.3368087E-19	-2.1475203E-05
77	-3.5729025E-04	-3.4291232E-03	-3.5729025E-04	0.000000	-2.8713600E-15	2.7105054E-19	-2.1229698E-05
78	-1.0430755E-03	-3.4287914E-03	-1.0430755E-03	0.000000	-2.8381938E-15	2.1684043E-19	-2.0982906E-05
79	-1.7288584E-03	-3.4287189E-03	-1.7288584E-03	0.000000	-5.6099598E-15	1.0842022E-18	-2.0735799E-05

```
+-------------------------------------------------------------------------------------------------------------------------------+
|                   PARATIEPLUS(TM)   NLS ENGINE RELEASE  2018.0    FULL VERSION  *Build date:Nov 13, 2017*                    |
|                                                                                                                               |
|                                      NewProject.BaseDesignSection_28.Nominal_63                                               |
|                                   Exe Time : 4 September 2018 18:06:49                                                        |
+-------------------------------------------------------------------------------------------------------------------------------+
New Project


S T R E S S   R E S U L T S   F O R   G R O U P   N O.   1

0_L                                                              :
ELEMENT TYPE    5 NO.OF ELEMENTS. IN THIS GROUP   79
C U R R E N T   T I M E   I S      6.0000

 HARDENING 2D SOIL ELEMENT

 ****** TOTAL STRESS FORMULATION *****

  EL *   FORCE     DISPL-Y  VERTICAL-P  HORIZON.-P     MAX-V-P     MAX-H-P           STATE   STIFFNESS Z-LEVEL      PORE
E FACTOR    UFACTOR       Peq           Su_a         Su_p     LAYER
 ------------------------------------------------------------------------------------------------------------------------------
-------------------------------------------------------------------------------------------
   1 D  2.7139E-04 -4.0446E-02  6.3056E-03  2.7139E-03  6.3056E-03  0.6685          ACTIVE   0.000       0.000       0.000
1.000       1.000      2.7139E-03   0.000       0.000     DI1_164_167_L_0
   2 D  0.2789     -4.0144E-02   3.240       1.395       3.240       13.89          ACTIVE   0.000     -0.2000       0.000
1.000       1.000       1.395       0.000       0.000     DI1_164_167_L_0
   3 D  0.5713     -3.9841E-02   6.637       2.856       6.637       28.46          ACTIVE   0.000     -0.4000       0.000
1.000       1.000       2.856       0.000       0.000     DI1_164_167_L_0
   4 D  0.8817     -3.9538E-02   10.24       4.409       10.24       43.92          ACTIVE   0.000     -0.6000       0.000
1.000       1.000       4.409       0.000       0.000     DI1_164_167_L_0
   5 D   1.205     -3.9232E-02   14.00       6.027       14.00       49.54          ACTIVE   0.000     -0.8000       0.000
1.000       1.000       6.027       0.000       0.000     DI1_164_167_L_0
   6 D   1.535     -3.8925E-02   17.83       7.675       17.83       49.02          ACTIVE   0.000      -1.000       0.000
1.000       1.000       7.675       0.000       0.000     DI1_164_167_L_0
   7 D   1.868     -3.8615E-02   21.70       9.338       21.70       50.30          ACTIVE   0.000      -1.200       0.000
1.000       1.000       9.338       0.000       0.000     DI1_164_167_L_0
   8 D   2.218     -3.8301E-02   25.76       11.09       25.76       51.66          ACTIVE   0.000      -1.400       0.000
1.000       1.000       11.09       0.000       0.000     DI1_164_167_L_0
   9 D   2.554     -3.7985E-02   29.67       12.77       29.67       52.96          ACTIVE   0.000      -1.600       0.000
1.000       1.000       12.77       0.000       0.000     DI1_164_167_L_0
  10 D   2.950     -3.7663E-02   34.27       14.75       34.27       54.49          ACTIVE   0.000      -1.800       0.000
1.000       1.000       14.75       0.000       0.000     DI1_164_167_L_0
  11 D   3.263     -3.7338E-02   37.91       16.31       37.91       55.70          ACTIVE   0.000      -2.000       0.000
1.000       1.000       16.31       0.000       0.000     DI1_164_167_L_0
  12 D   3.571     -3.7007E-02   41.48       17.85       41.48       56.89          ACTIVE   0.000      -2.200       0.000
1.000       1.000       17.85       0.000       0.000     DI1_164_167_L_0
  13 D   3.927     -3.6670E-02   45.62       19.63       45.62       58.27          ACTIVE   0.000      -2.400       0.000
1.000       1.000       19.63       0.000       0.000     DI1_164_167_L_0
  14 D   4.223     -3.6328E-02   49.06       21.12       49.06       59.42          ACTIVE   0.000      -2.600       0.000
1.000       1.000       21.12       0.000       0.000     DI1_164_167_L_0
  15 D   4.517     -3.5979E-02   52.48       22.59       52.48       60.56          ACTIVE   0.000      -2.800       0.000
1.000       1.000       22.59       0.000       0.000     DI1_164_167_L_0
  16 D   4.852     -3.5623E-02   56.37       24.26       56.37       61.85          ACTIVE   0.000      -3.000       0.000
1.000       1.000       24.26       0.000       0.000     DI1_164_167_L_0
  17 D   5.140     -3.5261E-02   59.72       25.70       59.72       62.97          ACTIVE   0.000      -3.200       0.000
1.000       1.000       25.70       0.000       0.000     DI1_164_167_L_0
  18 D   5.465     -3.4890E-02   63.49       27.32       63.49       64.22          ACTIVE   0.000      -3.400       0.000
1.000       1.000       27.32       0.000       0.000     DI1_164_167_L_0
  19 D   5.749     -3.4511E-02   66.79       28.75       66.79       65.32          ACTIVE   0.000      -3.600       0.000
1.000       1.000       28.75       0.000       0.000     DI1_164_167_L_0
  20 D   6.033     -3.4124E-02   70.09       30.17       70.09       66.42          ACTIVE   0.000      -3.800       0.000
1.000       1.000       30.17       0.000       0.000     DI1_164_167_L_0
  21 D   6.316     -3.3729E-02   73.38       31.58       73.38       67.51          ACTIVE   0.000      -4.000       0.000
1.000       1.000       31.58       0.000       0.000     DI1_164_167_L_0
  22 D   6.629     -3.3324E-02   77.01       33.15       77.01       68.73          ACTIVE   0.000      -4.200       0.000
1.000       1.000       33.15       0.000       0.000     DI1_164_167_L_0
  23 D   6.910     -3.2910E-02   80.27       34.55       80.27       69.84          ACTIVE   0.000      -4.400       0.000
1.000       1.000       34.55       0.000       0.000     DI1_164_167_L_0
  24 D   7.191     -3.2487E-02   83.53       35.95       83.53       70.95          ACTIVE   0.000      -4.600       0.000
1.000       1.000       35.95       0.000       0.000     DI1_164_167_L_0
```

25 D	7.498	-3.2054E-02	87.10	37.49	87.10	72.16	ACTIVE	0.000	-4.800	0.000
1.000	1.000	37.49	0.000	0.000	DI1_164_167_L_0					
26 D	6.712	-3.1611E-02	90.34	33.56	90.34	68.89	ACTIVE	0.000	-5.000	0.000
1.000	1.000	33.56	0.000	0.000	DI2_165_168_L_0					
27 D	6.961	-3.1157E-02	93.58	34.81	93.58	69.90	ACTIVE	0.000	-5.200	0.000
1.000	1.000	34.81	0.000	0.000	DI2_165_168_L_0					
28 D	7.232	-3.0694E-02	97.10	36.16	97.10	71.00	ACTIVE	0.000	-5.400	0.000
1.000	1.000	36.16	0.000	0.000	DI2_165_168_L_0					
29 D	7.480	-3.0220E-02	100.3	37.40	100.3	72.01	ACTIVE	0.000	-5.600	0.000
1.000	1.000	37.40	0.000	0.000	DI2_165_168_L_0					
30 D	7.729	-2.9736E-02	103.6	38.64	103.6	73.02	ACTIVE	0.000	-5.800	0.000
1.000	1.000	38.64	0.000	0.000	DI2_165_168_L_0					
31 D	7.996	-2.9241E-02	107.0	39.98	107.0	74.10	ACTIVE	0.000	-6.000	0.000
1.000	1.000	39.98	0.000	0.000	DI2_165_168_L_0					
32 D	8.244	-2.8735E-02	110.3	41.22	110.3	75.11	ACTIVE	0.000	-6.200	0.000
1.000	1.000	41.22	0.000	0.000	DI2_165_168_L_0					
33 D	8.492	-2.8219E-02	113.5	42.46	113.5	76.12	ACTIVE	0.000	-6.400	0.000
1.000	1.000	42.46	0.000	0.000	DI2_165_168_L_0					
34 D	8.757	-2.7692E-02	116.9	43.78	116.9	77.20	ACTIVE	0.000	-6.600	0.000
1.000	1.000	43.78	0.000	0.000	DI2_165_168_L_0					
35 D	9.004	-2.7155E-02	120.1	45.02	120.1	78.21	ACTIVE	0.000	-6.800	0.000
1.000	1.000	45.02	0.000	0.000	DI2_165_168_L_0					
36 D	9.252	-2.6607E-02	123.3	46.26	123.3	79.22	ACTIVE	0.000	-7.000	0.000
1.000	1.000	46.26	0.000	0.000	DI2_165_168_L_0					
37 D	9.515	-2.6048E-02	126.8	47.57	126.8	80.29	ACTIVE	0.000	-7.200	0.000
1.000	1.000	47.57	0.000	0.000	DI2_165_168_L_0					
38 D	9.762	-2.5479E-02	130.0	48.81	130.0	81.29	ACTIVE	0.000	-7.400	0.000
1.000	1.000	48.81	0.000	0.000	DI2_165_168_L_0					
39 D	10.01	-2.4900E-02	133.2	50.05	133.2	82.30	ACTIVE	0.000	-7.600	0.000
1.000	1.000	50.05	0.000	0.000	DI2_165_168_L_0					
40 D	10.27	-2.4312E-02	136.6	51.35	136.6	83.37	ACTIVE	0.000	-7.800	0.000
1.000	1.000	51.35	0.000	0.000	DI2_165_168_L_0					
41 D	10.52	-2.3713E-02	139.8	52.59	139.8	84.37	ACTIVE	0.000	-8.000	0.000
1.000	1.000	52.59	0.000	0.000	DI2_165_168_L_0					
42 D	10.76	-2.3105E-02	143.0	53.82	143.0	85.38	ACTIVE	0.000	-8.200	0.000
1.000	1.000	53.82	0.000	0.000	DI2_165_168_L_0					
43 D	11.02	-2.2487E-02	146.4	55.12	146.4	86.44	ACTIVE	0.000	-8.400	0.000
1.000	1.000	55.12	0.000	0.000	DI2_165_168_L_0					
44 D	11.27	-2.1861E-02	149.6	56.36	149.6	87.45	ACTIVE	0.000	-8.600	0.000
1.000	1.000	56.36	0.000	0.000	DI2_165_168_L_0					
45 D	11.52	-2.1227E-02	152.8	57.59	152.8	88.45	ACTIVE	0.000	-8.800	0.000
1.000	1.000	57.59	0.000	0.000	DI2_165_168_L_0					
46 D	11.78	-2.0584E-02	156.2	58.89	156.2	89.51	ACTIVE	0.000	-9.000	0.000
1.000	1.000	58.89	0.000	0.000	DI2_165_168_L_0					
47 D	9.018	-1.9934E-02	159.4	60.12	159.4	90.51	ACTIVE	0.000	-9.200	0.000
1.000	1.000	60.12	0.000	0.000	DI2_165_168_L_0					
48 D	9.115	-1.9606E-02	161.1	60.77	161.1	91.04	ACTIVE	0.000	-9.300	0.000
1.000	1.000	60.77	0.000	0.000	DI2_165_168_L_0					
49 D	12.40	-1.8946E-02	164.3	62.00	164.3	81.97	ACTIVE	0.000	-9.500	0.000
1.000	1.000	62.00	0.000	0.000	DI2_165_168_L_0					
50 D	12.65	-1.8279E-02	167.5	63.23	167.5	83.50	ACTIVE	0.000	-9.700	0.000
1.000	1.000	63.23	0.000	0.000	DI2_165_168_L_0					
51 D	12.90	-1.7606E-02	170.8	64.52	170.8	85.02	ACTIVE	0.000	-9.900	0.000
1.000	1.000	64.52	0.000	0.000	DI2_165_168_L_0					
52 D	13.15	-1.6929E-02	174.0	65.76	174.0	86.55	ACTIVE	0.000	-10.10	0.000
1.000	1.000	65.76	0.000	0.000	DI2_165_168_L_0					
53 D	13.40	-1.6246E-02	177.2	66.99	177.2	88.09	ACTIVE	0.000	-10.30	0.000
1.000	1.000	66.99	0.000	0.000	DI2_165_168_L_0					
54 D	13.66	-1.5561E-02	180.6	68.28	180.6	89.62	ACTIVE	0.000	-10.50	0.000
1.000	1.000	68.28	0.000	0.000	DI2_165_168_L_0					
55 D	13.90	-1.4871E-02	183.8	69.51	183.8	91.15	ACTIVE	0.000	-10.70	0.000
1.000	1.000	69.51	0.000	0.000	DI2_165_168_L_0					
56 D	14.15	-1.4179E-02	187.0	70.74	187.0	92.68	ACTIVE	0.000	-10.90	0.000
1.000	1.000	70.74	0.000	0.000	DI2_165_168_L_0					
57 D	14.41	-1.3485E-02	190.3	72.03	190.3	94.22	ACTIVE	0.000	-11.10	0.000
1.000	1.000	72.03	0.000	0.000	DI2_165_168_L_0					
58 D	14.65	-1.2790E-02	193.5	73.26	193.5	95.76	ACTIVE	0.000	-11.30	0.000
1.000	1.000	73.26	0.000	0.000	DI2_165_168_L_0					
59 D	14.90	-1.2093E-02	196.7	74.49	196.7	97.29	ACTIVE	0.000	-11.50	0.000
1.000	1.000	74.49	0.000	0.000	DI2_165_168_L_0					
60 D	15.15	-1.1396E-02	200.0	75.77	200.0	98.83	ACTIVE	0.000	-11.70	0.000
1.000	1.000	75.77	0.000	0.000	DI2_165_168_L_0					
61 D	15.40	-1.0699E-02	203.2	77.00	203.2	100.4	ACTIVE	0.000	-11.90	0.000
1.000	1.000	77.00	0.000	0.000	DI2_165_168_L_0					

62 D	15.65	-1.0002E-02	206.4	78.24	206.4	101.9	ACTIVE	0.000	-12.10	0.000	
1.000	1.000	78.24	0.000	0.000	DI2_165_168_L_0						
63 D	15.90	-9.3053E-03	209.8	79.51	209.8	103.5	ACTIVE	0.000	-12.30	0.000	
1.000	1.000	79.51	0.000	0.000	DI2_165_168_L_0						
64 D	16.15	-8.6092E-03	213.0	80.75	213.0	105.0	ACTIVE	0.000	-12.50	0.000	
1.000	1.000	80.75	0.000	0.000	DI2_165_168_L_0						
65 D	16.40	-7.9140E-03	216.2	81.98	216.2	106.5	ACTIVE	0.000	-12.70	0.000	
1.000	1.000	81.98	0.000	0.000	DI2_165_168_L_0						
66 D	16.65	-7.2198E-03	219.5	83.26	219.5	108.1	ACTIVE	0.000	-12.90	0.000	
1.000	1.000	83.26	0.000	0.000	DI2_165_168_L_0						
67 D	16.90	-6.5265E-03	222.7	84.49	222.7	109.6	ACTIVE	0.000	-13.10	0.000	
1.000	1.000	84.49	0.000	0.000	DI2_165_168_L_0						
68 D	17.14	-5.8344E-03	225.9	85.72	225.9	111.2	ACTIVE	0.000	-13.30	0.000	
1.000	1.000	85.72	0.000	0.000	DI2_165_168_L_0						
69 D	17.40	-5.1432E-03	229.2	86.99	229.2	112.7	ACTIVE	0.000	-13.50	0.000	
1.000	1.000	86.99	0.000	0.000	DI2_165_168_L_0						
70 D	17.65	-4.4531E-03	232.4	88.23	232.4	114.3	ACTIVE	0.000	-13.70	0.000	
1.000	1.000	88.23	0.000	0.000	DI2_165_168_L_0						
71 D	17.89	-3.7639E-03	235.6	89.46	235.6	115.8	ACTIVE	0.000	-13.90	0.000	
1.000	1.000	89.46	0.000	0.000	DI2_165_168_L_0						
72 D	18.15	-3.0756E-03	238.9	90.73	238.9	117.4	ACTIVE	0.000	-14.10	0.000	
1.000	1.000	90.73	0.000	0.000	DI2_165_168_L_0						
73 D	18.39	-2.3881E-03	242.1	91.96	242.1	118.9	ACTIVE	0.000	-14.30	0.000	
1.000	1.000	91.96	0.000	0.000	DI2_165_168_L_0						
74 D	20.06	-1.7011E-03	245.3	100.3	245.3	120.5	UL-RL	1.9392E+04	-14.50	0.000	
1.000	1.000	100.3	0.000	0.000	DI2_165_168_L_0						
75 D	21.87	-1.0147E-03	248.6	109.4	248.6	122.0	UL-RL	1.9392E+04	-14.70	0.000	
1.000	1.000	109.4	0.000	0.000	DI2_165_168_L_0						
76 D	23.67	-3.2860E-04	251.8	118.4	251.8	123.6	UL-RL	1.9392E+04	-14.90	0.000	
1.000	1.000	118.4	0.000	0.000	DI2_165_168_L_0						
77 D	25.53	3.5729E-04	255.0	127.6	255.0	130.6	UL-RL	1.9392E+04	-15.10	0.000	
1.000	1.000	127.6	0.000	0.000	DI2_165_168_L_0						
78 D	27.63	1.0431E-03	258.3	138.1	258.3	139.7	UL-RL	1.9392E+04	-15.30	0.000	
1.000	1.000	138.1	0.000	0.000	DI2_165_168_L_0						
79 D	14.85	1.7289E-03	261.5	148.5	261.5	149.0	UL-RL	1.9392E+04	-15.50	0.000	
1.000	1.000	148.5	0.000	0.000	DI2_165_168_L_0						

```
+-----------------------------------------------------------------------------------------------------------------------+
|                  PARATIEPLUS(TM)   NLS ENGINE RELEASE  2018.0    FULL VERSION  *Build date:Nov 13, 2017*              |
|                                                                                                                       |
|                                      NewProject.BaseDesignSection_28.Nominal_63                                       |
|                                 Exe Time : 4 September 2018 18:06:49                                                  |
+-----------------------------------------------------------------------------------------------------------------------+
New Project


S T R E S S   R E S U L T S   F O R   G R O U P   N O.   2

0_R                                                                :
ELEMENT TYPE    5 NO.OF ELEMENTS. IN THIS GROUP   79
C U R R E N T   T I M E   I S     6.0000

 HARDENING 2D SOIL ELEMENT

 ****** TOTAL STRESS FORMULATION *****

 EL *   FORCE     DISPL-Y  VERTICAL-P  HORIZON.-P     MAX-V-P     MAX-H-P          STATE   STIFFNESS Z-LEVEL      PORE
E FACTOR    UFACTOR       Peq          Su_a        Su_p     LAYER
 ---------------------------------------------------------------------------------------------------------------------------
-----------------------------------------------------------------------------------------------
   1     0.000         --          --          --          --          --          REMOVED     --        0.000       0.000
1.000       1.000       0.000       0.000       0.000     not available
   2     0.000         --          --          --          --          --          REMOVED     --      -0.2000       0.000
1.000       1.000       0.000       0.000       0.000     not available
   3     0.000         --          --          --          --          --          REMOVED     --      -0.4000       0.000
1.000       1.000       0.000       0.000       0.000     not available
   4     0.000         --          --          --          --          --          REMOVED     --      -0.6000       0.000
1.000       1.000       0.000       0.000       0.000     not available
   5     0.000         --          --          --          --          --          REMOVED     --      -0.8000       0.000
1.000       1.000       0.000       0.000       0.000     not available
   6     0.000         --          --          --          --          --          REMOVED     --       -1.000       0.000
1.000       1.000       0.000       0.000       0.000     not available
   7     0.000         --          --          --          --          --          REMOVED     --       -1.200       0.000
1.000       1.000       0.000       0.000       0.000     not available
   8     0.000         --          --          --          --          --          REMOVED     --       -1.400       0.000
1.000       1.000       0.000       0.000       0.000     not available
   9     0.000         --          --          --          --          --          REMOVED     --       -1.600       0.000
1.000       1.000       0.000       0.000       0.000     not available
  10     0.000         --          --          --          --          --          REMOVED     --       -1.800       0.000
1.000       1.000       0.000       0.000       0.000     not available
  11     0.000         --          --          --          --          --          REMOVED     --       -2.000       0.000
1.000       1.000       0.000       0.000       0.000     not available
  12     0.000         --          --          --          --          --          REMOVED     --       -2.200       0.000
1.000       1.000       0.000       0.000       0.000     not available
  13     0.000         --          --          --          --          --          REMOVED     --       -2.400       0.000
1.000       1.000       0.000       0.000       0.000     not available
  14     0.000         --          --          --          --          --          REMOVED     --       -2.600       0.000
1.000       1.000       0.000       0.000       0.000     not available
  15     0.000         --          --          --          --          --          REMOVED     --       -2.800       0.000
1.000       1.000       0.000       0.000       0.000     not available
  16     0.000         --          --          --          --          --          REMOVED     --       -3.000       0.000
1.000       1.000       0.000       0.000       0.000     not available
  17     0.000         --          --          --          --          --          REMOVED     --       -3.200       0.000
1.000       1.000       0.000       0.000       0.000     not available
  18     0.000         --          --          --          --          --          REMOVED     --       -3.400       0.000
1.000       1.000       0.000       0.000       0.000     not available
  19     0.000         --          --          --          --          --          REMOVED     --       -3.600       0.000
1.000       1.000       0.000       0.000       0.000     not available
  20     0.000         --          --          --          --          --          REMOVED     --       -3.800       0.000
1.000       1.000       0.000       0.000       0.000     not available
  21     0.000         --          --          --          --          --          REMOVED     --       -4.000       0.000
1.000       1.000       0.000       0.000       0.000     not available
  22     0.000         --          --          --          --          --          REMOVED     --       -4.200       0.000
1.000       1.000       0.000       0.000       0.000     not available
  23     0.000         --          --          --          --          --          REMOVED     --       -4.400       0.000
1.000       1.000       0.000       0.000       0.000     not available
  24     0.000         --          --          --          --          --          REMOVED     --       -4.600       0.000
1.000       1.000       0.000       0.000       0.000     not available
```

25	0.000	--	--	--	--	--	REMOVED	--	-4.800	0.000	
1.000	1.000	0.000	0.000	0.000	not available						
26	0.000	--	--	--	--	--	REMOVED	--	-5.000	0.000	
1.000	1.000	0.000	0.000	0.000	not available						
27	0.000	--	--	--	--	--	REMOVED	--	-5.200	0.000	
1.000	1.000	0.000	0.000	0.000	not available						
28	0.000	--	--	--	--	--	REMOVED	--	-5.400	0.000	
1.000	1.000	0.000	0.000	0.000	not available						
29	0.000	--	--	--	--	--	REMOVED	--	-5.600	0.000	
1.000	1.000	0.000	0.000	0.000	not available						
30	0.000	--	--	--	--	--	REMOVED	--	-5.800	0.000	
1.000	1.000	0.000	0.000	0.000	not available						
31	0.000	--	--	--	--	--	REMOVED	--	-6.000	0.000	
1.000	1.000	0.000	0.000	0.000	not available						
32	0.000	--	--	--	--	--	REMOVED	--	-6.200	0.000	
1.000	1.000	0.000	0.000	0.000	not available						
33	0.000	--	--	--	--	--	REMOVED	--	-6.400	0.000	
1.000	1.000	0.000	0.000	0.000	not available						
34	0.000	--	--	--	--	--	REMOVED	--	-6.600	0.000	
1.000	1.000	0.000	0.000	0.000	not available						
35	0.000	--	--	--	--	--	REMOVED	--	-6.800	0.000	
1.000	1.000	0.000	0.000	0.000	not available						
36	0.000	--	--	--	--	--	REMOVED	--	-7.000	0.000	
1.000	1.000	0.000	0.000	0.000	not available						
37	0.000	--	--	--	--	--	REMOVED	--	-7.200	0.000	
1.000	1.000	0.000	0.000	0.000	not available						
38	0.000	--	--	--	--	--	REMOVED	--	-7.400	0.000	
1.000	1.000	0.000	0.000	0.000	not available						
39	0.000	--	--	--	--	--	REMOVED	--	-7.600	0.000	
1.000	1.000	0.000	0.000	0.000	not available						
40	0.000	--	--	--	--	--	REMOVED	--	-7.800	0.000	
1.000	1.000	0.000	0.000	0.000	not available						
41	0.000	--	--	--	--	--	REMOVED	--	-8.000	0.000	
1.000	1.000	0.000	0.000	0.000	not available						
42	0.000	--	--	--	--	--	REMOVED	--	-8.200	0.000	
1.000	1.000	0.000	0.000	0.000	not available						
43	0.000	--	--	--	--	--	REMOVED	--	-8.400	0.000	
1.000	1.000	0.000	0.000	0.000	not available						
44	0.000	--	--	--	--	--	REMOVED	--	-8.600	0.000	
1.000	1.000	0.000	0.000	0.000	not available						
45	0.000	--	--	--	--	--	REMOVED	--	-8.800	0.000	
1.000	1.000	0.000	0.000	0.000	not available						
46	0.000	--	--	--	--	--	REMOVED	--	-9.000	0.000	
1.000	1.000	0.000	0.000	0.000	not available						
47	0.000	--	--	--	--	--	REMOVED	--	-9.200	0.000	
1.000	1.000	0.000	0.000	0.000	not available						
48 D	0.6531	1.9606E-02	0.000	4.354	0.000	4.354	PASSIVE	0.000	-9.300	0.000	
1.000	1.000	4.354	0.000	0.000	DI2_165_168_L_0						
49 D	3.721	1.8946E-02	3.200	18.61	3.200	18.61	PASSIVE	0.000	-9.500	0.000	
1.000	1.000	18.61	0.000	0.000	DI2_165_168_L_0						
50 D	6.572	1.8279E-02	6.400	32.86	6.400	32.86	PASSIVE	0.000	-9.700	0.000	
1.000	1.000	32.86	0.000	0.000	DI2_165_168_L_0						
51 D	9.422	1.7606E-02	9.600	47.11	158.4	85.30	PASSIVE	0.000	-9.900	0.000	
1.000	1.000	47.11	0.000	0.000	DI2_165_168_L_0						
52 D	12.27	1.6929E-02	12.80	61.37	161.6	86.74	PASSIVE	0.000	-10.10	0.000	
1.000	1.000	61.37	0.000	0.000	DI2_165_168_L_0						
53 D	15.12	1.6246E-02	16.00	75.62	164.8	88.17	PASSIVE	0.000	-10.30	0.000	
1.000	1.000	75.62	0.000	0.000	DI2_165_168_L_0						
54 D	17.97	1.5561E-02	19.20	89.87	168.0	89.87	PASSIVE	0.000	-10.50	0.000	
1.000	1.000	89.87	0.000	0.000	DI2_165_168_L_0						
55 D	20.82	1.4871E-02	22.40	104.1	171.2	104.1	PASSIVE	0.000	-10.70	0.000	
1.000	1.000	104.1	0.000	0.000	DI2_165_168_L_0						
56 D	23.68	1.4179E-02	25.60	118.4	174.4	118.4	PASSIVE	0.000	-10.90	0.000	
1.000	1.000	118.4	0.000	0.000	DI2_165_168_L_0						
57 D	26.53	1.3485E-02	28.80	132.6	177.6	132.6	PASSIVE	0.000	-11.10	0.000	
1.000	1.000	132.6	0.000	0.000	DI2_165_168_L_0						
58 D	29.38	1.2790E-02	32.00	146.9	180.8	146.9	PASSIVE	0.000	-11.30	0.000	
1.000	1.000	146.9	0.000	0.000	DI2_165_168_L_0						
59 D	32.23	1.2093E-02	35.20	161.1	184.0	161.1	PASSIVE	0.000	-11.50	0.000	
1.000	1.000	161.1	0.000	0.000	DI2_165_168_L_0						
60 D	34.85	1.1396E-02	38.40	174.2	187.2	174.2	V-C	8932.	-11.70	0.000	
1.000	1.000	174.2	0.000	0.000	DI2_165_168_L_0						
61 D	33.95	1.0699E-02	41.60	169.8	190.4	169.8	V-C	8932.	-11.90	0.000	
1.000	1.000	169.8	0.000	0.000	DI2_165_168_L_0						

62 D	33.05	1.0002E-02	44.80	165.3	193.6	165.3	V-C	8932.	-12.10	0.000	
1.000	1.000	165.3	0.000	0.000	DI2_165_168_L_0						
63 D	32.15	9.3053E-03	48.00	160.7	196.8	160.7	V-C	8932.	-12.30	0.000	
1.000	1.000	160.7	0.000	0.000	DI2_165_168_L_0						
64 D	31.24	8.6092E-03	51.20	156.2	200.0	156.2	V-C	8932.	-12.50	0.000	
1.000	1.000	156.2	0.000	0.000	DI2_165_168_L_0						
65 D	30.18	7.9140E-03	54.40	150.9	203.2	150.9	V-C	8932.	-12.70	0.000	
1.000	1.000	150.9	0.000	0.000	DI2_165_168_L_0						
66 D	29.10	7.2198E-03	57.60	145.5	206.4	145.5	V-C	8932.	-12.90	0.000	
1.000	1.000	145.5	0.000	0.000	DI2_165_168_L_0						
67 D	28.17	6.5265E-03	60.80	140.8	209.6	140.8	V-C	8932.	-13.10	0.000	
1.000	1.000	140.8	0.000	0.000	DI2_165_168_L_0						
68 D	27.24	5.8344E-03	64.00	136.2	212.8	136.2	V-C	8932.	-13.30	0.000	
1.000	1.000	136.2	0.000	0.000	DI2_165_168_L_0						
69 D	26.31	5.1432E-03	67.20	131.6	216.0	131.6	V-C	8932.	-13.50	0.000	
1.000	1.000	131.6	0.000	0.000	DI2_165_168_L_0						
70 D	25.39	4.4531E-03	70.40	126.9	219.2	126.9	V-C	8932.	-13.70	0.000	
1.000	1.000	126.9	0.000	0.000	DI2_165_168_L_0						
71 D	24.46	3.7639E-03	73.60	122.3	222.4	122.3	V-C	8932.	-13.90	0.000	
1.000	1.000	122.3	0.000	0.000	DI2_165_168_L_0						
72 D	23.53	3.0756E-03	76.80	117.7	225.6	117.7	V-C	8932.	-14.10	0.000	
1.000	1.000	117.7	0.000	0.000	DI2_165_168_L_0						
73 D	21.90	2.3881E-03	80.00	109.5	228.8	118.9	UL-RL	1.4292E+04	-14.30	0.000	
1.000	1.000	109.5	0.000	0.000	DI2_165_168_L_0						
74 D	20.23	1.7011E-03	83.20	101.1	232.0	120.5	UL-RL	1.4292E+04	-14.50	0.000	
1.000	1.000	101.1	0.000	0.000	DI2_165_168_L_0						
75 D	18.56	1.0147E-03	86.40	92.80	235.2	122.0	UL-RL	1.4292E+04	-14.70	0.000	
1.000	1.000	92.80	0.000	0.000	DI2_165_168_L_0						
76 D	16.89	3.2860E-04	89.60	84.45	238.4	123.6	UL-RL	1.4292E+04	-14.90	0.000	
1.000	1.000	84.45	0.000	0.000	DI2_165_168_L_0						
77 D	15.22	-3.5729E-04	92.80	76.09	241.6	125.1	UL-RL	1.4292E+04	-15.10	0.000	
1.000	1.000	76.09	0.000	0.000	DI2_165_168_L_0						
78 D	13.55	-1.0431E-03	96.00	67.73	244.8	126.7	UL-RL	1.4292E+04	-15.30	0.000	
1.000	1.000	67.73	0.000	0.000	DI2_165_168_L_0						
79 D	5.936	-1.7289E-03	99.20	59.36	248.0	128.2	UL-RL	1.4292E+04	-15.50	0.000	
1.000	1.000	59.36	0.000	0.000	DI2_165_168_L_0						

```
+-------------------------------------------------------------------------------------------------------------------------+
|                   PARATIEPLUS(TM)   NLS ENGINE RELEASE  2018.0    FULL VERSION  *Build date:Nov 13, 2017*              |
|                                                                                                                         |
|                                      NewProject.BaseDesignSection_28.Nominal_63                                         |
|                                   Exe Time : 4 September 2018 18:06:49                                                  |
+-------------------------------------------------------------------------------------------------------------------------+
New Project


S T R E S S   R E S U L T S   F O R   G R O U P   N O.   3

WallElement_33                                                :
ELEMENT TYPE    2 NO.OF ELEMENTS. IN THIS GROUP   78
C U R R E N T   T I M E   I S     6.0000

 WALL2D ELEMENT

   EL      TA          TB          MA          MB
-----------------------------------------------------
    1 -165.40      165.40     8.16316E-10 -33.081
    2 -164.49      164.49      33.081     -65.978
    3 -163.28      163.28      65.978     -98.633
    4 -161.76      161.76      98.633     -130.99
    5 -159.91      159.91      130.99     -162.97
    6 -157.74      157.74      162.97     -194.52
    7 -155.24      155.24      194.52     -225.57
    8 -152.39      152.39      225.57     -256.04
    9 -149.20      149.20      256.04     -285.88
   10 -145.62      145.62      285.88     -315.01
   11 -141.72      141.72      315.01     -343.35
   12 -137.52      137.52      343.35     -370.85
   13 -132.96      132.96      370.85     -397.45
   14 -128.11      128.11      397.45     -423.07
   15 -122.96      122.96      423.07     -447.66
   16 -117.48      117.48      447.66     -471.16
   17 -111.71      111.71      471.16     -493.50
   18 -105.61      105.61      493.50     -514.62
   19 -99.237      99.237      514.62     -534.47
   20 -92.577      92.577      534.47     -552.98
   21 -85.634      85.634      552.98     -570.11
   22 -78.378      78.378      570.11     -585.79
   23 -70.842      70.842      585.79     -599.95
   24 -63.026      63.026      599.95     -612.56
   25 -54.903      54.903      612.56     -623.54
   26 -47.565      47.565      623.54     -633.05
   27 -39.978      39.978      633.05     -641.05
   28 -32.121      32.121      641.05     -647.47
   29 -24.016      24.016      647.47     -652.28
   30 -15.663      15.663      652.28     -655.41
   31 -7.0423      7.0423      655.41     -656.82
   32  1.8255     -1.8255      656.82     -656.45
   33  10.941     -10.941      656.45     -654.26
   34  20.321     -20.321      654.26     -650.20
   35  29.948     -29.948      650.20     -644.21
   36  39.822     -39.822      644.21     -636.25
   37  49.958     -49.958      636.25     -626.25
   38  60.342     -60.342      626.25     -614.19
   39  70.972     -70.972      614.19     -599.99
   40  81.864     -81.864      599.99     -583.62
   41  93.001     -93.001      583.62     -565.02
   42  104.39     -104.39      565.02     -544.14
   43  116.03     -116.03      544.14     -520.94
   44  127.94     -127.94      520.94     -495.35
   45  140.00     -140.00      495.35     -467.35
   46  152.67     -152.67      467.35     -436.81
   47  159.79     -159.79      436.81     -420.83
   48  171.00     -171.00      420.83     -386.64
   49  179.68     -179.68      386.64     -350.70
   50  185.75     -185.75      350.70     -313.55
   51  189.23     -189.23      313.55     -275.70
   52  190.11     -190.11      275.70     -237.68
```

53	188.39	-188.39	237.68	-200.00
54	184.07	-184.07	200.00	-163.19
55	177.15	-177.15	163.19	-127.76
56	167.62	-167.62	127.76	-94.235
57	155.50	-155.50	94.235	-63.136
58	140.77	-140.77	63.136	-34.981
59	123.44	-123.44	34.981	-10.292
60	103.75	-103.75	10.292	10.458
61	85.197	-85.197	-10.458	27.497
62	67.791	-67.791	-27.497	41.056
63	51.547	-51.547	-41.056	51.365
64	36.461	-36.461	-51.365	58.657
65	22.678	-22.678	-58.657	63.193
66	10.232	-10.232	-63.193	65.239
67	-1.0401	1.0401	-65.239	65.031
68	-11.138	11.138	-65.031	62.804
69	-20.053	20.053	-62.804	58.793
70	-27.795	27.795	-58.793	53.234
71	-34.362	34.362	-53.234	46.362
72	-39.748	39.748	-46.362	38.412
73	-43.254	43.254	-38.412	29.761
74	-43.421	43.421	-29.761	21.077
75	-40.109	40.109	-21.077	13.055
76	-33.327	33.327	-13.055	6.3900
77	-23.015	23.015	-6.3900	1.7869
78	-8.9342	8.9342	-1.7869	-2.12175E-12

```
+-----------------------------------------------------------------------------------------------------------------------+
|                  PARATIEPLUS(TM)   NLS ENGINE RELEASE  2018.0    FULL VERSION  *Build date:Nov 13, 2017*              |
|                                                                                                                       |
|                                      NewProject.BaseDesignSection_28.Nominal_63                                       |
|                                 Exe Time : 4 September 2018 18:06:49                                                  |
+-----------------------------------------------------------------------------------------------------------------------+
New Project


S T R E S S   R E S U L T S   F O R   G R O U P   N O.   4

WallElement_New_76649                                          :
ELEMENT TYPE    2 NO.OF ELEMENTS. IN THIS GROUP   47
C U R R E N T   T I M E   I S     6.0000

 WALL2D ELEMENT

   EL      TA          TB          MA          MB
-----------------------------------------------------
    1-0.32580     0.32580     6.54159E-12-6.51604E-02
    2-0.32012     0.32012     6.51604E-02-0.12918
    3-0.31390     0.31390     0.12918    -0.19197
    4-0.30696     0.30696     0.19197    -0.25336
    5-0.30248     0.30248     0.25336    -0.31385
    6-0.29447     0.29447     0.31385    -0.37275
    7-0.28590     0.28590     0.37275    -0.42993
    8-0.27669     0.27669     0.42993    -0.48526
    9-0.26687     0.26687     0.48526    -0.53864
   10-0.25632     0.25632     0.53864    -0.58990
   11-0.24521     0.24521     0.58990    -0.63895
   12-0.23354     0.23354     0.63895    -0.68565
   13-0.22122     0.22122     0.68565    -0.72990
   14-0.20837     0.20837     0.72990    -0.77157
   15-0.19497     0.19497     0.77157    -0.81057
   16-0.18097     0.18097     0.81057    -0.84676
   17-0.16644     0.16644     0.84676    -0.88005
   18-0.15119     0.15119     0.88005    -0.91029
   19-0.13546     0.13546     0.91029    -0.93738
   20-0.11925     0.11925     0.93738    -0.96123
   21-0.10257     0.10257     0.96123    -0.98174
   22-8.53452E-02 8.53452E-02 0.98174    -0.99881
   23-6.76505E-02 6.76505E-02 0.99881     -1.0123
   24-4.94827E-02 4.94827E-02  1.0123     -1.0222
   25-3.07939E-02 3.07939E-02  1.0222     -1.0284
   26-1.31612E-02 1.31612E-02  1.0284     -1.0310
   27 4.84765E-03-4.84765E-03  1.0310     -1.0301
   28 2.32717E-02-2.32717E-02  1.0301     -1.0254
   29 4.20689E-02-4.20689E-02  1.0254     -1.0170
   30 6.12385E-02-6.12385E-02  1.0170     -1.0047
   31 8.08155E-02-8.08155E-02  1.0047    -0.98858
   32 0.10076    -0.10076     0.98858    -0.96843
   33 0.12108    -0.12108     0.96843    -0.94421
   34 0.14180    -0.14180     0.94421    -0.91585
   35 0.16288    -0.16288     0.91585    -0.88328
   36 0.18433    -0.18433     0.88328    -0.84641
   37 0.20618    -0.20618     0.84641    -0.80518
   38 0.22838    -0.22838     0.80518    -0.75950
   39 0.25098    -0.25098     0.75950    -0.70930
   40 0.27385    -0.27385     0.70930    -0.65453
   41 0.29756    -0.29756     0.65453    -0.59502
   42 0.31988    -0.31988     0.59502    -0.53105
   43 0.34910    -0.34910     0.53105    -0.46123
   44 0.35440    -0.35440     0.46123    -0.39035
   45 0.45069    -0.45069     0.39035    -0.30021
   46 0.20915    -0.20915     0.30021    -0.25838
   47  2.5837     -2.5837     0.25838     1.08298E-11
```

```
+-------------------------------------------------------------------------------------------------------------------------------+
|                   PARATIEPLUS(TM)   NLS ENGINE RELEASE  2018.0    FULL VERSION  *Build date:Nov 13, 2017*                    |
|                                                                                                                               |
|                                      NewProject.BaseDesignSection_28.Nominal_63                                               |
|                                   Exe Time : 4 September 2018 18:06:49                                                        |
+-------------------------------------------------------------------------------------------------------------------------------+
New Project


S T R E S S    R E S U L T S    F O R    G R O U P    N O.    5

Tieback_175                                                 :
ELEMENT TYPE    6 NO.OF ELEMENTS. IN THIS GROUP    1
C U R R E N T    T I M E    I S      6.0000

 POST-TENSION 2D-BOUNDARY ELEMENT

         EL    FORCE          d0          EDISPL     pl. eps          K     -ve limit   +ve limit
-------------------------------------------------------------------------------------------------------------
 ANCHOR    1   191.74     -1.60846E-03  3.48886E-02   0.0000       1458.7       0.0000       0.0000     ELASTIC  ORIGINAL
YOUNG MODULUS
```

```
+-------------------------------------------------------------------------------------------------------------------------+
|                  PARATIEPLUS(TM)   NLS ENGINE RELEASE  2018.0    FULL VERSION  *Build date:Nov 13, 2017*              |
|                                                                                                                         |
|                                     NewProject.BaseDesignSection_28.Nominal_63                                          |
|                                  Exe Time : 4 September 2018 18:06:49                                                   |
+-------------------------------------------------------------------------------------------------------------------------+


     F I N A L    I N C R E M E N T A L    A N A L Y S I S

                    S U M M A R Y

     STEP                                    NO. OF ITERATIONS

        1           CONVERGENCE :YES                        0
        2           CONVERGENCE :YES                        3
        3           CONVERGENCE :YES                        5
        4           CONVERGENCE :YES                        6
        5           CONVERGENCE :YES                        2
        6           CONVERGENCE :YES                        6


 END OF PROCESS FOR PROBLEM
New Project
NONLINEAR SOLUTION CPU TIME ....    0.15 [sec]
DATABASE  CREATION CPU TIME.....    0.52 [sec]
```

Design Assumption : SLE (Rara/Frequente/Quasi Permanente) - File di Paratie - File di input (.d)

```
* PARATIE ANALYSIS FOR DESIGN SECTION:Base Design Section USING ASSUMPTION: SLE (Rara/Frequente/Quasi Permanente)
 * Time:martedì 4 settembre 2018 18:06:50
 * 1: Defining general settings
 UNIT  m kN
 TITLE New Project
 DELTA 0.2
 option param itemax 40
 option control hinges 0 0.0001 0.001

 * 2: Defining wall(s)
 WALL LeftWall_32 0 -15.5 0 1

 * 3: Defining surfaces for wall(s)
 SOIL 0_L LeftWall_32 -15.5 0 1 0
 SOIL 0_R LeftWall_32 -15.5 0 2 180

 * 4: Defining soil layers
 *
 * Soil Profile (Rilevato_2_8_L_0)
 *
 LDATA Rilevato_2_8_L_0 3 LeftWall_32
 ATREST 0.5 0.5 1
 WEIGHT 19 10 10
 PERMEABILITY 0.0001
 RESISTANCE 0 38 0 0 0
 YOUNG 1.5E+04 4.5E+04
 ENDL
 *
 * Soil Profile (DI1_164_167_L_0)
 *
 LDATA DI1_164_167_L_0 0 LeftWall_32
 ATREST 0.5 0.5 1
 WEIGHT 16 6 10
 PERMEABILITY 1E-05
 RESISTANCE 0 30 0 0 0
 YOUNG 3E+04 4.8E+04
 ENDL
 *
 * Soil Profile (DI2_165_168_L_0)
 *
 LDATA DI2_165_168_L_0 -5 LeftWall_32
 ATREST 0.5 0.5 1
 WEIGHT 16 6 10
 PERMEABILITY 1E-05
 RESISTANCE 1 33 0 0 0
 YOUNG 6.8E+04 1.088E+05
 ENDL

 * 5: Defining structural materials
 * Steel material: 108 Name=Fe360 E=206000200 kPa
 MATERIAL Fe360_108 2.06E+08
 * Concrete material: 104 Name=C25/30 E=31475800 kPa
 MATERIAL C2530_104 3.148E+07
 * Rebar material: 124 Name=acciaio armonico E=200100000 kPa
 MATERIAL acciaioarmonico_124 2.001E+08
 * Concrete material: 103 Name=C20/25 E=29962000 kPa
 MATERIAL C2025_103 2.996E+07

 * 6: Defining structural elements
 * 6.1: Beams and combined Wall Elements
 BEAM WallElement_33 LeftWall_32 -15.5 0 C2530_104 0.9794 00 00 0
 BEAM WallElement_New_76649 LeftWall_32 -9.3 0 C2025_103 0.2 00 00 0 slave


 * 6.2: Supports
 WIRE Tieback_175 LeftWall_32 0 acciaioarmonico_124 7.29E-06 138.5 30 0 0
```

```
* 6.3: Strips
STRIP LeftWall_32 1 6 1 15 0 20 45
STRIP LeftWall_32 1 6 22 17 2.7 20 45

* 7: Defining Steps
STEP Stage1_31
CHANGE Rilevato_2_8_L_0 U-FRICT=38 LeftWall_32
CHANGE Rilevato_2_8_L_0 D-FRICT=38 LeftWall_32
CHANGE Rilevato_2_8_L_0 U-KA=0.238 LeftWall_32
CHANGE Rilevato_2_8_L_0 U-KP=7.232 LeftWall_32
CHANGE Rilevato_2_8_L_0 D-KA=0.238 LeftWall_32
CHANGE Rilevato_2_8_L_0 D-KP=7.232 LeftWall_32
CHANGE DI1_164_167_L_0 U-FRICT=30 LeftWall_32
CHANGE DI1_164_167_L_0 D-FRICT=30 LeftWall_32
CHANGE DI1_164_167_L_0 U-KA=0.333 LeftWall_32
CHANGE DI1_164_167_L_0 U-KP=4.288 LeftWall_32
CHANGE DI1_164_167_L_0 D-KA=0.333 LeftWall_32
CHANGE DI1_164_167_L_0 D-KP=4.288 LeftWall_32
CHANGE DI2_165_168_L_0 U-FRICT=33 LeftWall_32
CHANGE DI2_165_168_L_0 D-FRICT=33 LeftWall_32
CHANGE DI2_165_168_L_0 U-KA=0.295 LeftWall_32
CHANGE DI2_165_168_L_0 U-KP=5.849 LeftWall_32
CHANGE DI2_165_168_L_0 D-KA=0.295 LeftWall_32
CHANGE DI2_165_168_L_0 D-KP=5.16 LeftWall_32
CHANGE Rilevato_2_8_L_0 U-COHE=0 LeftWall_32
CHANGE Rilevato_2_8_L_0 U-ADHES=0 LeftWall_32
CHANGE Rilevato_2_8_L_0 D-COHE=0 LeftWall_32
CHANGE Rilevato_2_8_L_0 D-ADHES=0 LeftWall_32
CHANGE DI1_164_167_L_0 U-COHE=0 LeftWall_32
CHANGE DI1_164_167_L_0 U-ADHES=0 LeftWall_32
CHANGE DI1_164_167_L_0 D-COHE=0 LeftWall_32
CHANGE DI1_164_167_L_0 D-ADHES=0 LeftWall_32
CHANGE DI2_165_168_L_0 U-COHE=1 LeftWall_32
CHANGE DI2_165_168_L_0 U-ADHES=0 LeftWall_32
CHANGE DI2_165_168_L_0 D-COHE=1 LeftWall_32
CHANGE DI2_165_168_L_0 D-ADHES=0 LeftWall_32
SETWALL LeftWall_32
GEOM 0 0
WATER -18 0 -15.5 0 0
ADD WallElement_33
ENDSTEP

STEP Stage2_183
SETWALL LeftWall_32
GEOM 0 -1
WATER -18 0 -15.5 0 0
ENDSTEP

STEP Stage3_283
SETWALL LeftWall_32
GEOM 0 -1
WATER -18 0 -15.5 0 0
ADD Tieback_175
ENDSTEP

STEP Stage4_383
SETWALL LeftWall_32
GEOM 0 -9.8
WATER -18 0 -15.5 0 0
ENDSTEP

STEP Stage5_744
SETWALL LeftWall_32
GEOM 0 -9.3
WATER -18 0 -15.5 0 0
ENDSTEP

STEP Stage6_2841
```

```
SETWALL LeftWall_32
GEOM 0 -9.3
WATER -18 0 -15.5 0 0
ADD WallElement_New_76649
ENDSTEP
```

Design Assumption : SLE (Rara/Frequente/Quasi Permanente) - File di Paratie - File di output (.out)

```
+-------------------------------------------------------------------------------------------------------------------------+
|                   PARATIEPLUS(TM)   NLS ENGINE RELEASE  2018.0    FULL VERSION  *Build date:Nov 13, 2017*               |
|                                                                                                                         |
|                         NewProject.BaseDesignSection_28.SLERaraFrequenteQuasiPermanente_1153                            |
|                                  Exe Time : 4 September 2018 18:06:50                                                   |
+-------------------------------------------------------------------------------------------------------------------------+

                  ***********************************************************
                  *                                                         *
                  *  PARATIE PLUS Non-Linear Spring Engine                  *
                  *                                                         *
                  *          AN ELASTOPLASTIC FINITE ELEMENT PROGRAM        *
                  *          FOR FLEXIBLE EARTH-RETAINING STRUCTURES        *
                  *                                                         *
                  *          Written by Ce.A.S. s.r.l. (ITALY)              *
                  *          with the scientific supervision of             *
                  *          Roberto Nova - full professor SOIL MECHANICS   *
                  *          at Politecnico di Milano (ITALY)               *
                  *                                                         *
                  ***********************************************************
                  *                                                         *
                  *  RELEASE   2018.0     *Build date:Nov 13, 2017*    *    *
                  *                                                         *
                  *                                                         *
                  *  Ce.A.S.     S.R.L   CENTRO DI ANALISI STRUTTURALE      *
                  *              VIALE   GIUSTINIANO 10                     *
                  *              20129   M I L A N O  (ITALIA)              *
                  *  TEL.        +39 02 2020221                             *
                  *                                                         *
                  *  email       bruno.becci@ceas.it                        *
                  *  Web Page    www.ceas.it     www.paratieplus.com        *
                  ***********************************************************



 JOB : NewProject.BaseDesignSection_28.SLERaraFrequenteQuasiPermanente_1153
 STARTING
ACCEPTED   <FILE,GENW                                                                >
ACCEPTED   <FILE,PLOTTER,BINARY                                                      >
ACCEPTED   <SOLVE TOTAL_STRESS                                                       >
ACCEPTED   <PARAM ITEMAX 40                                                          >
ACCEPTED   <CONTROL HINGES 0 0.0001 0.001                                            >



                  ***********************************************************
                  *                                                         *
                  *  WARNING : PORE PRESSURES ARE AUTOMATICALLY COMPUTED    *
                  *    BY THE PROGRAM.                                      *
                  ***********************************************************

PRELIMINARY OPERATIONS CPU TIME     0.01 [sec]
```

```
+-------------------------------------------------------------------------------------------------------------------------+
|                   PARATIEPLUS(TM)   NLS ENGINE RELEASE  2018.0    FULL VERSION  *Build date:Nov 13, 2017*               |
|                                                                                                                         |
|                          NewProject.BaseDesignSection_28.SLERaraFrequenteQuasiPermanente_1153                           |
|                                   Exe Time : 4 September 2018 18:06:50                                                  |
+-------------------------------------------------------------------------------------------------------------------------+


INPUT FILE HAS BEEN GENERATED BY WALGEN PROGRAM


New Project


NO. OF NODAL POINTS (NUMNP) ...................   79
NO. OF COORDINATES  (NCOORD)...................    2
NO. OF NODE DOFS    (NDOF).....................    5
NO. OF EQUATIONS    (NEQ)...................... 395
NO. OF CONSTRAINTS CARDS (NVINC)...............    0
NO. OF ELEMENT GROUPS (NEG)....................    5
NO. OF SOLUTION STEPS (NSTE)...................    6
NO. OF ELEMENT SETS ATTACHED TO SLAVE NODES ...    1 ** SLAVE DOFS HAVE BEEN ACTIVATED **
NO. OF RECORD FROM WALGEN .....................  101
NO. OF LONG NAMES (LASTNAME) ..................   25
LENGTH UNIT CHOICE ............................    3 (M   )
FORCE  UNIT CHOICE ............................    3 (KN  )
MAX PORE PRESSURE TABLE LENGTH.................    1
NO. OF ELEMENT GROUPS REQUIRING ADD. SLIP DOF .    0


IDOFA (01) =  2  Y-DISPL.F
IDOFA (02) =  4   X-ROT. F
IDOFA (03) =  8  Y-DISPL.S
IDOFA (04) = 10   X-ROT. S
IDOFA (05) = 14  Y-FORCE

 RELEVANT ITEMS UNITS

 STRESSES                  kPa
 Y-DISPLACEMENTS           m
 ROTATIONS                 RADIANS
 BEAM AND SLAB MOMENTS     kN*m/m
 BEAM SHEAR FORCES         kN/m
 ANCHOR FORCES             kN/m
 AXIAL FORCES IN TRUSSES   kN/m
 AXIAL FORCES SPRINGS      kN/m
 Y-REACTIONS               kN/m
 X-MOMENT REACTIONS        kN*m/m
 ETC.
```

```
+-----------------------------------------------------------------------------------------------------------------------+
|                  PARATIEPLUS(TM)   NLS ENGINE RELEASE  2018.0    FULL VERSION  *Build date:Nov 13, 2017*              |
|                                                                                                                       |
|                        NewProject.BaseDesignSection_28.SLERaraFrequenteQuasiPermanente_1153                           |
|                                Exe Time : 4 September 2018 18:06:50                                                   |
+-----------------------------------------------------------------------------------------------------------------------+
                  P R E P R O C E S S O R    D A T A

                  N O.  O F   C O M M A N D S   101

    1 : UNIT  m kN
    2 : TITLE New Project
    3 : DELTA 0.2
    4 : option param itemax 40
    5 : option control hinges 0 0.0001 0.001
    6 : WALL LeftWall_32 0 -15.5 0 1
    7 : SOIL 0_L LeftWall_32 -15.5 0 1 0
    8 : SOIL 0_R LeftWall_32 -15.5 0 2 180
    9 : LDATA Rilevato_2_8_L_0 3 LeftWall_32
   10 : ATREST 0.5 0.5 1
   11 : WEIGHT 19 10 10
   12 : PERMEABILITY 0.0001
   13 : RESISTANCE 0 38 0 0 0
   14 : YOUNG 1.5E+04 4.5E+04
   15 : ENDL
   16 : LDATA DI1_164_167_L_0 0 LeftWall_32
   17 : ATREST 0.5 0.5 1
   18 : WEIGHT 16 6 10
   19 : PERMEABILITY 1E-05
   20 : RESISTANCE 0 30 0 0 0
   21 : YOUNG 3E+04 4.8E+04
   22 : ENDL
   23 : LDATA DI2_165_168_L_0 -5 LeftWall_32
   24 : ATREST 0.5 0.5 1
   25 : WEIGHT 16 6 10
   26 : PERMEABILITY 1E-05
   27 : RESISTANCE 1 33 0 0 0
   28 : YOUNG 6.8E+04 1.088E+05
   29 : ENDL
   30 : MATERIAL Fe360_108 2.06E+08
   31 : MATERIAL C2530_104 3.148E+07
   32 : MATERIAL acciaioarmonico_124 2.001E+08
   33 : MATERIAL C2025_103 2.996E+07
   34 : BEAM WallElement_33 LeftWall_32 -15.5 0 C2530_104 0.9794 00 00 0
   35 : BEAM WallElement_New_76649 LeftWall_32 -9.3 0 C2025_103 0.2 00 00 0 slave
   36 : WIRE Tieback_175 LeftWall_32 0 acciaioarmonico_124 7.29E-06 138.5 30 0 0
   37 : STRIP LeftWall_32 1 6 1 15 0 20 45
   38 : STRIP LeftWall_32 1 6 22 17 2.7 20 45
   39 : STEP Stage1_31
   40 : CHANGE Rilevato_2_8_L_0 U-FRICT=38 LeftWall_32
   41 : CHANGE Rilevato_2_8_L_0 D-FRICT=38 LeftWall_32
   42 : CHANGE Rilevato_2_8_L_0 U-KA=0.238 LeftWall_32
   43 : CHANGE Rilevato_2_8_L_0 U-KP=7.232 LeftWall_32
   44 : CHANGE Rilevato_2_8_L_0 D-KA=0.238 LeftWall_32
   45 : CHANGE Rilevato_2_8_L_0 D-KP=7.232 LeftWall_32
   46 : CHANGE DI1_164_167_L_0 U-FRICT=30 LeftWall_32
   47 : CHANGE DI1_164_167_L_0 D-FRICT=30 LeftWall_32
   48 : CHANGE DI1_164_167_L_0 U-KA=0.333 LeftWall_32
   49 : CHANGE DI1_164_167_L_0 U-KP=4.288 LeftWall_32
   50 : CHANGE DI1_164_167_L_0 D-KA=0.333 LeftWall_32
   51 : CHANGE DI1_164_167_L_0 D-KP=4.288 LeftWall_32
   52 : CHANGE DI2_165_168_L_0 U-FRICT=33 LeftWall_32
   53 : CHANGE DI2_165_168_L_0 D-FRICT=33 LeftWall_32
   54 : CHANGE DI2_165_168_L_0 U-KA=0.295 LeftWall_32
   55 : CHANGE DI2_165_168_L_0 U-KP=5.849 LeftWall_32
   56 : CHANGE DI2_165_168_L_0 D-KA=0.295 LeftWall_32
   57 : CHANGE DI2_165_168_L_0 D-KP=5.16 LeftWall_32
   58 : CHANGE Rilevato_2_8_L_0 U-COHE=0 LeftWall_32
   59 : CHANGE Rilevato_2_8_L_0 U-ADHES=0 LeftWall_32
   60 : CHANGE Rilevato_2_8_L_0 D-COHE=0 LeftWall_32
   61 : CHANGE Rilevato_2_8_L_0 D-ADHES=0 LeftWall_32
```

```
 62 : CHANGE DI1_164_167_L_0 U-COHE=0 LeftWall_32
 63 : CHANGE DI1_164_167_L_0 U-ADHES=0 LeftWall_32
 64 : CHANGE DI1_164_167_L_0 D-COHE=0 LeftWall_32
 65 : CHANGE DI1_164_167_L_0 D-ADHES=0 LeftWall_32
 66 : CHANGE DI2_165_168_L_0 U-COHE=1 LeftWall_32
 67 : CHANGE DI2_165_168_L_0 U-ADHES=0 LeftWall_32
 68 : CHANGE DI2_165_168_L_0 D-COHE=1 LeftWall_32
 69 : CHANGE DI2_165_168_L_0 D-ADHES=0 LeftWall_32
 70 : SETWALL LeftWall_32
 71 : GEOM 0 0
 72 : WATER -18 0 -15.5 0 0
 73 : ADD WallElement_33
 74 : ENDSTEP
 75 : STEP Stage2_183
 76 : SETWALL LeftWall_32
 77 : GEOM 0 -1
 78 : WATER -18 0 -15.5 0 0
 79 : ENDSTEP
 80 : STEP Stage3_283
 81 : SETWALL LeftWall_32
 82 : GEOM 0 -1
 83 : WATER -18 0 -15.5 0 0
 84 : ADD Tieback_175
 85 : ENDSTEP
 86 : STEP Stage4_383
 87 : SETWALL LeftWall_32
 88 : GEOM 0 -9.8
 89 : WATER -18 0 -15.5 0 0
 90 : ENDSTEP
 91 : STEP Stage5_744
 92 : SETWALL LeftWall_32
 93 : GEOM 0 -9.3
 94 : WATER -18 0 -15.5 0 0
 95 : ENDSTEP
 96 : STEP Stage6_2841
 97 : SETWALL LeftWall_32
 98 : GEOM 0 -9.3
 99 : WATER -18 0 -15.5 0 0
100 : ADD WallElement_New_76649
101 : ENDSTEP
```

```
+-----------------------------------------------------------------------------------------------------------------------+
|                  PARATIEPLUS(TM)   NLS ENGINE RELEASE  2018.0    FULL VERSION  *Build date:Nov 13, 2017*              |
|                                                                                                                       |
|                         NewProject.BaseDesignSection_28.SLERaraFrequenteQuasiPermanente_1153                          |
|                                 Exe Time : 4 September 2018 18:06:50                                                  |
+-----------------------------------------------------------------------------------------------------------------------+
N O D A L   P O I N T   D A T A
--------------------------------

NODE     Y-COORD     Z-COORD normal cos.

   1  0.0000      0.0000      1.0000
   2  0.0000    -0.20000      1.0000
   3  0.0000    -0.40000      1.0000
   4  0.0000    -0.60000      1.0000
   5  0.0000    -0.80000      1.0000
   6  0.0000     -1.0000      1.0000
   7  0.0000     -1.2000      1.0000
   8  0.0000     -1.4000      1.0000
   9  0.0000     -1.6000      1.0000
  10  0.0000     -1.8000      1.0000
  11  0.0000     -2.0000      1.0000
  12  0.0000     -2.2000      1.0000
  13  0.0000     -2.4000      1.0000
  14  0.0000     -2.6000      1.0000
  15  0.0000     -2.8000      1.0000
  16  0.0000     -3.0000      1.0000
  17  0.0000     -3.2000      1.0000
  18  0.0000     -3.4000      1.0000
  19  0.0000     -3.6000      1.0000
  20  0.0000     -3.8000      1.0000
  21  0.0000     -4.0000      1.0000
  22  0.0000     -4.2000      1.0000
  23  0.0000     -4.4000      1.0000
  24  0.0000     -4.6000      1.0000
  25  0.0000     -4.8000      1.0000
  26  0.0000     -5.0000      1.0000
  27  0.0000     -5.2000      1.0000
  28  0.0000     -5.4000      1.0000
  29  0.0000     -5.6000      1.0000
  30  0.0000     -5.8000      1.0000
  31  0.0000     -6.0000      1.0000
  32  0.0000     -6.2000      1.0000
  33  0.0000     -6.4000      1.0000
  34  0.0000     -6.6000      1.0000
  35  0.0000     -6.8000      1.0000
  36  0.0000     -7.0000      1.0000
  37  0.0000     -7.2000      1.0000
  38  0.0000     -7.4000      1.0000
  39  0.0000     -7.6000      1.0000
  40  0.0000     -7.8000      1.0000
  41  0.0000     -8.0000      1.0000
  42  0.0000     -8.2000      1.0000
  43  0.0000     -8.4000      1.0000
  44  0.0000     -8.6000      1.0000
  45  0.0000     -8.8000      1.0000
  46  0.0000     -9.0000      1.0000
  47  0.0000     -9.2000      1.0000
  48  0.0000     -9.3000      1.0000
  49  0.0000     -9.5000      1.0000
  50  0.0000     -9.7000      1.0000
  51  0.0000     -9.9000      1.0000
  52  0.0000     -10.100      1.0000
  53  0.0000     -10.300      1.0000
  54  0.0000     -10.500      1.0000
  55  0.0000     -10.700      1.0000
  56  0.0000     -10.900      1.0000
  57  0.0000     -11.100      1.0000
  58  0.0000     -11.300      1.0000
  59  0.0000     -11.500      1.0000
  60  0.0000     -11.700      1.0000
```

61	0.0000	-11.900	1.0000
62	0.0000	-12.100	1.0000
63	0.0000	-12.300	1.0000
64	0.0000	-12.500	1.0000
65	0.0000	-12.700	1.0000
66	0.0000	-12.900	1.0000
67	0.0000	-13.100	1.0000
68	0.0000	-13.300	1.0000
69	0.0000	-13.500	1.0000
70	0.0000	-13.700	1.0000
71	0.0000	-13.900	1.0000
72	0.0000	-14.100	1.0000
73	0.0000	-14.300	1.0000
74	0.0000	-14.500	1.0000
75	0.0000	-14.700	1.0000
76	0.0000	-14.900	1.0000
77	0.0000	-15.100	1.0000
78	0.0000	-15.300	1.0000
79	0.0000	-15.500	1.0000

```
+-------------------------------------------------------------------------------------------------------------------------------+
|                   PARATIEPLUS(TM)   NLS ENGINE RELEASE  2018.0    FULL VERSION  *Build date:Nov 13, 2017*                     |
|                                                                                                                               |
|                          NewProject.BaseDesignSection_28.SLERaraFrequenteQuasiPermanente_1153                                 |
|                                   Exe Time : 4 September 2018 18:06:50                                                        |
+-------------------------------------------------------------------------------------------------------------------------------+
 ELEMENT GROUP NO.  1

0_L                                                          :
   5  79   0   1   0   0   0   0   0   0   0   0   0   0   0   3   0   0   0   0
.....................................
.........2D PLASTIC SOIL ..........
.....................................

element group behaviour throughout stage analysis

stage   status
------------------
    1   active
    2   active
    3   active
    4   active
    5   active
    6   active

 material set no.    1

 prop( 1) angle              0.00000
 prop( 2) layer as foreseen  1.00000


 material set no.    2

 prop( 1) angle              0.00000
 prop( 2) layer as foreseen  2.00000


 material set no.    3

 prop( 1) angle              0.00000
 prop( 2) layer as foreseen  3.00000


 element data

   el    n  mat      area      .....     .....     .....      flag
-------------------------------------------------------------------

    1    1    2   0.1000     0.000     0.000     0.000     1.000
    2    2    2   0.2000     0.000     0.000     0.000     1.000
    3    3    2   0.2000     0.000     0.000     0.000     1.000
    4    4    2   0.2000     0.000     0.000     0.000     1.000
    5    5    2   0.2000     0.000     0.000     0.000     1.000
    6    6    2   0.2000     0.000     0.000     0.000     1.000
    7    7    2   0.2000     0.000     0.000     0.000     1.000
    8    8    2   0.2000     0.000     0.000     0.000     1.000
    9    9    2   0.2000     0.000     0.000     0.000     1.000
   10   10    2   0.2000     0.000     0.000     0.000     1.000
   11   11    2   0.2000     0.000     0.000     0.000     1.000
   12   12    2   0.2000     0.000     0.000     0.000     1.000
   13   13    2   0.2000     0.000     0.000     0.000     1.000
   14   14    2   0.2000     0.000     0.000     0.000     1.000
   15   15    2   0.2000     0.000     0.000     0.000     1.000
   16   16    2   0.2000     0.000     0.000     0.000     1.000
   17   17    2   0.2000     0.000     0.000     0.000     1.000
   18   18    2   0.2000     0.000     0.000     0.000     1.000
   19   19    2   0.2000     0.000     0.000     0.000     1.000
   20   20    2   0.2000     0.000     0.000     0.000     1.000
   21   21    2   0.2000     0.000     0.000     0.000     1.000
   22   22    2   0.2000     0.000     0.000     0.000     1.000
   23   23    2   0.2000     0.000     0.000     0.000     1.000
```

24	24	2	0.2000	0.000	0.000	0.000	1.000
25	25	2	0.2000	0.000	0.000	0.000	1.000
26	26	2	0.2000	0.000	0.000	0.000	1.000
27	27	3	0.2000	0.000	0.000	0.000	1.000
28	28	3	0.2000	0.000	0.000	0.000	1.000
29	29	3	0.2000	0.000	0.000	0.000	1.000
30	30	3	0.2000	0.000	0.000	0.000	1.000
31	31	3	0.2000	0.000	0.000	0.000	1.000
32	32	3	0.2000	0.000	0.000	0.000	1.000
33	33	3	0.2000	0.000	0.000	0.000	1.000
34	34	3	0.2000	0.000	0.000	0.000	1.000
35	35	3	0.2000	0.000	0.000	0.000	1.000
36	36	3	0.2000	0.000	0.000	0.000	1.000
37	37	3	0.2000	0.000	0.000	0.000	1.000
38	38	3	0.2000	0.000	0.000	0.000	1.000
39	39	3	0.2000	0.000	0.000	0.000	1.000
40	40	3	0.2000	0.000	0.000	0.000	1.000
41	41	3	0.2000	0.000	0.000	0.000	1.000
42	42	3	0.2000	0.000	0.000	0.000	1.000
43	43	3	0.2000	0.000	0.000	0.000	1.000
44	44	3	0.2000	0.000	0.000	0.000	1.000
45	45	3	0.2000	0.000	0.000	0.000	1.000
46	46	3	0.2000	0.000	0.000	0.000	1.000
47	47	3	0.1500	0.000	0.000	0.000	1.000
48	48	3	0.1500	0.000	0.000	0.000	1.000
49	49	3	0.2000	0.000	0.000	0.000	1.000
50	50	3	0.2000	0.000	0.000	0.000	1.000
51	51	3	0.2000	0.000	0.000	0.000	1.000
52	52	3	0.2000	0.000	0.000	0.000	1.000
53	53	3	0.2000	0.000	0.000	0.000	1.000
54	54	3	0.2000	0.000	0.000	0.000	1.000
55	55	3	0.2000	0.000	0.000	0.000	1.000
56	56	3	0.2000	0.000	0.000	0.000	1.000
57	57	3	0.2000	0.000	0.000	0.000	1.000
58	58	3	0.2000	0.000	0.000	0.000	1.000
59	59	3	0.2000	0.000	0.000	0.000	1.000
60	60	3	0.2000	0.000	0.000	0.000	1.000
61	61	3	0.2000	0.000	0.000	0.000	1.000
62	62	3	0.2000	0.000	0.000	0.000	1.000
63	63	3	0.2000	0.000	0.000	0.000	1.000
64	64	3	0.2000	0.000	0.000	0.000	1.000
65	65	3	0.2000	0.000	0.000	0.000	1.000
66	66	3	0.2000	0.000	0.000	0.000	1.000
67	67	3	0.2000	0.000	0.000	0.000	1.000
68	68	3	0.2000	0.000	0.000	0.000	1.000
69	69	3	0.2000	0.000	0.000	0.000	1.000
70	70	3	0.2000	0.000	0.000	0.000	1.000
71	71	3	0.2000	0.000	0.000	0.000	1.000
72	72	3	0.2000	0.000	0.000	0.000	1.000
73	73	3	0.2000	0.000	0.000	0.000	1.000
74	74	3	0.2000	0.000	0.000	0.000	1.000
75	75	3	0.2000	0.000	0.000	0.000	1.000
76	76	3	0.2000	0.000	0.000	0.000	1.000
77	77	3	0.2000	0.000	0.000	0.000	1.000
78	78	3	0.2000	0.000	0.000	0.000	1.000
79	79	3	0.1000	0.000	0.000	0.000	1.000

```
+---------------------------------------------------------------------------------------------------------------------------+
|                   PARATIEPLUS(TM)   NLS ENGINE RELEASE  2018.0    FULL VERSION  *Build date:Nov 13, 2017*                |
|                                                                                                                           |
|                          NewProject.BaseDesignSection_28.SLERaraFrequenteQuasiPermanente_1153                             |
|                                   Exe Time : 4 September 2018 18:06:50                                                    |
+---------------------------------------------------------------------------------------------------------------------------+
 ELEMENT GROUP NO.  2

0_R                                                    :
   5  79   0   1   0   0   0   0   0   0   0   0   0   0   0   3   0   0   0   0
.....................................
.........2D PLASTIC SOIL ..........
.....................................

element group behaviour throughout stage analysis

stage   status
------------------
    1   active
    2   active
    3   active
    4   active
    5   active
    6   active

 material set no.    1

 prop( 1) angle              180.000
 prop( 2) layer as foreseen  1.00000


 material set no.    2

 prop( 1) angle              180.000
 prop( 2) layer as foreseen  2.00000


 material set no.    3

 prop( 1) angle              180.000
 prop( 2) layer as foreseen  3.00000


 element data

   el    n  mat      area      .....     .....     .....      flag
-------------------------------------------------------------------

    1    1    2   0.1000     0.000     0.000     0.000     2.000
    2    2    2   0.2000     0.000     0.000     0.000     2.000
    3    3    2   0.2000     0.000     0.000     0.000     2.000
    4    4    2   0.2000     0.000     0.000     0.000     2.000
    5    5    2   0.2000     0.000     0.000     0.000     2.000
    6    6    2   0.2000     0.000     0.000     0.000     2.000
    7    7    2   0.2000     0.000     0.000     0.000     2.000
    8    8    2   0.2000     0.000     0.000     0.000     2.000
    9    9    2   0.2000     0.000     0.000     0.000     2.000
   10   10    2   0.2000     0.000     0.000     0.000     2.000
   11   11    2   0.2000     0.000     0.000     0.000     2.000
   12   12    2   0.2000     0.000     0.000     0.000     2.000
   13   13    2   0.2000     0.000     0.000     0.000     2.000
   14   14    2   0.2000     0.000     0.000     0.000     2.000
   15   15    2   0.2000     0.000     0.000     0.000     2.000
   16   16    2   0.2000     0.000     0.000     0.000     2.000
   17   17    2   0.2000     0.000     0.000     0.000     2.000
   18   18    2   0.2000     0.000     0.000     0.000     2.000
   19   19    2   0.2000     0.000     0.000     0.000     2.000
   20   20    2   0.2000     0.000     0.000     0.000     2.000
   21   21    2   0.2000     0.000     0.000     0.000     2.000
   22   22    2   0.2000     0.000     0.000     0.000     2.000
   23   23    2   0.2000     0.000     0.000     0.000     2.000
```

24	24	2	0.2000	0.000	0.000	0.000	2.000
25	25	2	0.2000	0.000	0.000	0.000	2.000
26	26	2	0.2000	0.000	0.000	0.000	2.000
27	27	3	0.2000	0.000	0.000	0.000	2.000
28	28	3	0.2000	0.000	0.000	0.000	2.000
29	29	3	0.2000	0.000	0.000	0.000	2.000
30	30	3	0.2000	0.000	0.000	0.000	2.000
31	31	3	0.2000	0.000	0.000	0.000	2.000
32	32	3	0.2000	0.000	0.000	0.000	2.000
33	33	3	0.2000	0.000	0.000	0.000	2.000
34	34	3	0.2000	0.000	0.000	0.000	2.000
35	35	3	0.2000	0.000	0.000	0.000	2.000
36	36	3	0.2000	0.000	0.000	0.000	2.000
37	37	3	0.2000	0.000	0.000	0.000	2.000
38	38	3	0.2000	0.000	0.000	0.000	2.000
39	39	3	0.2000	0.000	0.000	0.000	2.000
40	40	3	0.2000	0.000	0.000	0.000	2.000
41	41	3	0.2000	0.000	0.000	0.000	2.000
42	42	3	0.2000	0.000	0.000	0.000	2.000
43	43	3	0.2000	0.000	0.000	0.000	2.000
44	44	3	0.2000	0.000	0.000	0.000	2.000
45	45	3	0.2000	0.000	0.000	0.000	2.000
46	46	3	0.2000	0.000	0.000	0.000	2.000
47	47	3	0.1500	0.000	0.000	0.000	2.000
48	48	3	0.1500	0.000	0.000	0.000	2.000
49	49	3	0.2000	0.000	0.000	0.000	2.000
50	50	3	0.2000	0.000	0.000	0.000	2.000
51	51	3	0.2000	0.000	0.000	0.000	2.000
52	52	3	0.2000	0.000	0.000	0.000	2.000
53	53	3	0.2000	0.000	0.000	0.000	2.000
54	54	3	0.2000	0.000	0.000	0.000	2.000
55	55	3	0.2000	0.000	0.000	0.000	2.000
56	56	3	0.2000	0.000	0.000	0.000	2.000
57	57	3	0.2000	0.000	0.000	0.000	2.000
58	58	3	0.2000	0.000	0.000	0.000	2.000
59	59	3	0.2000	0.000	0.000	0.000	2.000
60	60	3	0.2000	0.000	0.000	0.000	2.000
61	61	3	0.2000	0.000	0.000	0.000	2.000
62	62	3	0.2000	0.000	0.000	0.000	2.000
63	63	3	0.2000	0.000	0.000	0.000	2.000
64	64	3	0.2000	0.000	0.000	0.000	2.000
65	65	3	0.2000	0.000	0.000	0.000	2.000
66	66	3	0.2000	0.000	0.000	0.000	2.000
67	67	3	0.2000	0.000	0.000	0.000	2.000
68	68	3	0.2000	0.000	0.000	0.000	2.000
69	69	3	0.2000	0.000	0.000	0.000	2.000
70	70	3	0.2000	0.000	0.000	0.000	2.000
71	71	3	0.2000	0.000	0.000	0.000	2.000
72	72	3	0.2000	0.000	0.000	0.000	2.000
73	73	3	0.2000	0.000	0.000	0.000	2.000
74	74	3	0.2000	0.000	0.000	0.000	2.000
75	75	3	0.2000	0.000	0.000	0.000	2.000
76	76	3	0.2000	0.000	0.000	0.000	2.000
77	77	3	0.2000	0.000	0.000	0.000	2.000
78	78	3	0.2000	0.000	0.000	0.000	2.000
79	79	3	0.1000	0.000	0.000	0.000	2.000

```
+-------------------------------------------------------------------------------------------------------------------------------+
|                   PARATIEPLUS(TM)   NLS ENGINE RELEASE  2018.0    FULL VERSION  *Build date:Nov 13, 2017*                     |
|                                                                                                                               |
|                          NewProject.BaseDesignSection_28.SLERaraFrequenteQuasiPermanente_1153                                 |
|                                   Exe Time : 4 September 2018 18:06:50                                                        |
+-------------------------------------------------------------------------------------------------------------------------------+
 ELEMENT GROUP NO.  3

WallElement_33                                          :
   2  78   0   1   0   0   0   0   0   0   0   0   0   0   0   1   0   0   1   0
.....................................
.........2D WALL ELEMENT...........
.....................................

element group behaviour throughout stage analysis

stage   status
------------------
    1   active
    2   active
    3   active
    4   active
    5   active
    6   active

 material set no.    1

 prop( 1) young modulus      0.314800E+08
 prop( 2) modification  time  0.00000
 prop( 3) new young modulus   0.00000
 prop( 4) poisson ratio       0.00000
 prop( 5) future ............0.294300E-43

 no. of step variable items:     1
 step  inertia multipier
--------------------------
    1   1.000
    2   1.000
    3   1.000
    4   1.000
    5   1.000
    6   1.000

 element data

   el   na   nb  mat      erc1      erc2     thick      by-i      by-j
-------------------------------------------------------------

    1    1    2    1    0.000     0.000    0.9794     0.000     0.000
    2    2    3    1    0.000     0.000    0.9794     0.000     0.000
    3    3    4    1    0.000     0.000    0.9794     0.000     0.000
    4    4    5    1    0.000     0.000    0.9794     0.000     0.000
    5    5    6    1    0.000     0.000    0.9794     0.000     0.000
    6    6    7    1    0.000     0.000    0.9794     0.000     0.000
    7    7    8    1    0.000     0.000    0.9794     0.000     0.000
    8    8    9    1    0.000     0.000    0.9794     0.000     0.000
    9    9   10    1    0.000     0.000    0.9794     0.000     0.000
   10   10   11    1    0.000     0.000    0.9794     0.000     0.000
   11   11   12    1    0.000     0.000    0.9794     0.000     0.000
   12   12   13    1    0.000     0.000    0.9794     0.000     0.000
   13   13   14    1    0.000     0.000    0.9794     0.000     0.000
   14   14   15    1    0.000     0.000    0.9794     0.000     0.000
   15   15   16    1    0.000     0.000    0.9794     0.000     0.000
   16   16   17    1    0.000     0.000    0.9794     0.000     0.000
   17   17   18    1    0.000     0.000    0.9794     0.000     0.000
   18   18   19    1    0.000     0.000    0.9794     0.000     0.000
   19   19   20    1    0.000     0.000    0.9794     0.000     0.000
   20   20   21    1    0.000     0.000    0.9794     0.000     0.000
   21   21   22    1    0.000     0.000    0.9794     0.000     0.000
   22   22   23    1    0.000     0.000    0.9794     0.000     0.000
   23   23   24    1    0.000     0.000    0.9794     0.000     0.000
```

24	24	25	1	0.000	0.000	0.9794	0.000	0.000
25	25	26	1	0.000	0.000	0.9794	0.000	0.000
26	26	27	1	0.000	0.000	0.9794	0.000	0.000
27	27	28	1	0.000	0.000	0.9794	0.000	0.000
28	28	29	1	0.000	0.000	0.9794	0.000	0.000
29	29	30	1	0.000	0.000	0.9794	0.000	0.000
30	30	31	1	0.000	0.000	0.9794	0.000	0.000
31	31	32	1	0.000	0.000	0.9794	0.000	0.000
32	32	33	1	0.000	0.000	0.9794	0.000	0.000
33	33	34	1	0.000	0.000	0.9794	0.000	0.000
34	34	35	1	0.000	0.000	0.9794	0.000	0.000
35	35	36	1	0.000	0.000	0.9794	0.000	0.000
36	36	37	1	0.000	0.000	0.9794	0.000	0.000
37	37	38	1	0.000	0.000	0.9794	0.000	0.000
38	38	39	1	0.000	0.000	0.9794	0.000	0.000
39	39	40	1	0.000	0.000	0.9794	0.000	0.000
40	40	41	1	0.000	0.000	0.9794	0.000	0.000
41	41	42	1	0.000	0.000	0.9794	0.000	0.000
42	42	43	1	0.000	0.000	0.9794	0.000	0.000
43	43	44	1	0.000	0.000	0.9794	0.000	0.000
44	44	45	1	0.000	0.000	0.9794	0.000	0.000
45	45	46	1	0.000	0.000	0.9794	0.000	0.000
46	46	47	1	0.000	0.000	0.9794	0.000	0.000
47	47	48	1	0.000	0.000	0.9794	0.000	0.000
48	48	49	1	0.000	0.000	0.9794	0.000	0.000
49	49	50	1	0.000	0.000	0.9794	0.000	0.000
50	50	51	1	0.000	0.000	0.9794	0.000	0.000
51	51	52	1	0.000	0.000	0.9794	0.000	0.000
52	52	53	1	0.000	0.000	0.9794	0.000	0.000
53	53	54	1	0.000	0.000	0.9794	0.000	0.000
54	54	55	1	0.000	0.000	0.9794	0.000	0.000
55	55	56	1	0.000	0.000	0.9794	0.000	0.000
56	56	57	1	0.000	0.000	0.9794	0.000	0.000
57	57	58	1	0.000	0.000	0.9794	0.000	0.000
58	58	59	1	0.000	0.000	0.9794	0.000	0.000
59	59	60	1	0.000	0.000	0.9794	0.000	0.000
60	60	61	1	0.000	0.000	0.9794	0.000	0.000
61	61	62	1	0.000	0.000	0.9794	0.000	0.000
62	62	63	1	0.000	0.000	0.9794	0.000	0.000
63	63	64	1	0.000	0.000	0.9794	0.000	0.000
64	64	65	1	0.000	0.000	0.9794	0.000	0.000
65	65	66	1	0.000	0.000	0.9794	0.000	0.000
66	66	67	1	0.000	0.000	0.9794	0.000	0.000
67	67	68	1	0.000	0.000	0.9794	0.000	0.000
68	68	69	1	0.000	0.000	0.9794	0.000	0.000
69	69	70	1	0.000	0.000	0.9794	0.000	0.000
70	70	71	1	0.000	0.000	0.9794	0.000	0.000
71	71	72	1	0.000	0.000	0.9794	0.000	0.000
72	72	73	1	0.000	0.000	0.9794	0.000	0.000
73	73	74	1	0.000	0.000	0.9794	0.000	0.000
74	74	75	1	0.000	0.000	0.9794	0.000	0.000
75	75	76	1	0.000	0.000	0.9794	0.000	0.000
76	76	77	1	0.000	0.000	0.9794	0.000	0.000
77	77	78	1	0.000	0.000	0.9794	0.000	0.000
78	78	79	1	0.000	0.000	0.9794	0.000	0.000

```
+-------------------------------------------------------------------------------------------------------------------------------+
|                   PARATIEPLUS(TM)   NLS ENGINE RELEASE  2018.0    FULL VERSION  *Build date:Nov 13, 2017*                     |
|                                                                                                                               |
|                          NewProject.BaseDesignSection_28.SLERaraFrequenteQuasiPermanente_1153                                 |
|                                   Exe Time : 4 September 2018 18:06:50                                                        |
+-------------------------------------------------------------------------------------------------------------------------------+
 ELEMENT GROUP NO.  4

WallElement_New_76649                                          :
   2  47   0   1   0   1   0   0   0   0   0   0   0   0   0   1   0   0   1   0
.....................................
.........2D WALL ELEMENT...........
.....................................
** REMARK: ELEMENTS IN THIS GROUP ARE CONNECTED TO SLAVE D.O.F.s **


element group behaviour throughout stage analysis

stage   status
------------------
    1  inactive
    2  inactive
    3  inactive
    4  inactive
    5  inactive
    6   active

 material set no.    1

 prop( 1) young modulus      0.299600E+08
 prop( 2) modification  time  0.00000
 prop( 3) new young modulus   0.00000
 prop( 4) poisson ratio       0.00000
 prop( 5) future ............ 0.00000

 no. of step variable items:     1
 step  inertia multipier
--------------------------
    1   1.000
    2   1.000
    3   1.000
    4   1.000
    5   1.000
    6   1.000

 element data

   el   na   nb  mat      erc1      erc2     thick      by-i      by-j
-------------------------------------------------------------

    1    1    2    1    0.000     0.000    0.2000     0.000     0.000
    2    2    3    1    0.000     0.000    0.2000     0.000     0.000
    3    3    4    1    0.000     0.000    0.2000     0.000     0.000
    4    4    5    1    0.000     0.000    0.2000     0.000     0.000
    5    5    6    1    0.000     0.000    0.2000     0.000     0.000
    6    6    7    1    0.000     0.000    0.2000     0.000     0.000
    7    7    8    1    0.000     0.000    0.2000     0.000     0.000
    8    8    9    1    0.000     0.000    0.2000     0.000     0.000
    9    9   10    1    0.000     0.000    0.2000     0.000     0.000
   10   10   11    1    0.000     0.000    0.2000     0.000     0.000
   11   11   12    1    0.000     0.000    0.2000     0.000     0.000
   12   12   13    1    0.000     0.000    0.2000     0.000     0.000
   13   13   14    1    0.000     0.000    0.2000     0.000     0.000
   14   14   15    1    0.000     0.000    0.2000     0.000     0.000
   15   15   16    1    0.000     0.000    0.2000     0.000     0.000
   16   16   17    1    0.000     0.000    0.2000     0.000     0.000
   17   17   18    1    0.000     0.000    0.2000     0.000     0.000
   18   18   19    1    0.000     0.000    0.2000     0.000     0.000
   19   19   20    1    0.000     0.000    0.2000     0.000     0.000
   20   20   21    1    0.000     0.000    0.2000     0.000     0.000
   21   21   22    1    0.000     0.000    0.2000     0.000     0.000
```

22	22	23	1	0.000	0.000	0.2000	0.000	0.000
23	23	24	1	0.000	0.000	0.2000	0.000	0.000
24	24	25	1	0.000	0.000	0.2000	0.000	0.000
25	25	26	1	0.000	0.000	0.2000	0.000	0.000
26	26	27	1	0.000	0.000	0.2000	0.000	0.000
27	27	28	1	0.000	0.000	0.2000	0.000	0.000
28	28	29	1	0.000	0.000	0.2000	0.000	0.000
29	29	30	1	0.000	0.000	0.2000	0.000	0.000
30	30	31	1	0.000	0.000	0.2000	0.000	0.000
31	31	32	1	0.000	0.000	0.2000	0.000	0.000
32	32	33	1	0.000	0.000	0.2000	0.000	0.000
33	33	34	1	0.000	0.000	0.2000	0.000	0.000
34	34	35	1	0.000	0.000	0.2000	0.000	0.000
35	35	36	1	0.000	0.000	0.2000	0.000	0.000
36	36	37	1	0.000	0.000	0.2000	0.000	0.000
37	37	38	1	0.000	0.000	0.2000	0.000	0.000
38	38	39	1	0.000	0.000	0.2000	0.000	0.000
39	39	40	1	0.000	0.000	0.2000	0.000	0.000
40	40	41	1	0.000	0.000	0.2000	0.000	0.000
41	41	42	1	0.000	0.000	0.2000	0.000	0.000
42	42	43	1	0.000	0.000	0.2000	0.000	0.000
43	43	44	1	0.000	0.000	0.2000	0.000	0.000
44	44	45	1	0.000	0.000	0.2000	0.000	0.000
45	45	46	1	0.000	0.000	0.2000	0.000	0.000
46	46	47	1	0.000	0.000	0.2000	0.000	0.000
47	47	48	1	0.000	0.000	0.2000	0.000	0.000

```
+-------------------------------------------------------------------------------------------------------------------------------+
|                   PARATIEPLUS(TM)   NLS ENGINE RELEASE  2018.0    FULL VERSION  *Build date:Nov 13, 2017*                    |
|                                                                                                                               |
|                          NewProject.BaseDesignSection_28.SLERaraFrequenteQuasiPermanente_1153                                 |
|                                   Exe Time : 4 September 2018 18:06:50                                                        |
+-------------------------------------------------------------------------------------------------------------------------------+
 ELEMENT GROUP NO.  5

Tieback_175                                                 :
   6   1   0   1   0   0   0   0   0   0   0   0   0   0   0   1   0   0   2   0
.....................................
.........2D POST-TENSION ANCHOR....
.....................................

element group behaviour throughout stage analysis

stage   status
------------------
    1  inactive
    2  inactive
    3   active
    4   active
    5   active
    6   active

 material set no.    1

 prop( 1) angle          30.0000
 prop( 2) young modulus 0.200100E+09
 prop( 3) modification  time  0.00000
 prop( 4) new young modulus   0.00000

 no. of step variable items:     2
 step   -ve lim     +ve lim
------------------------------
    1   0.000       0.000
    2   0.000       0.000
    3   0.000       0.000
    4   0.000       0.000
    5   0.000       0.000
    6   0.000       0.000

 element data

   el    n  mat       a/l     pinit    yieldc    yieldt
-----------------------------------------------------------

    1    1    1   0.7290E-05 138.5     0.000     0.000
```

```
+-------------------------------------------------------------------------------------------------------------------------+
|                   PARATIEPLUS(TM)   NLS ENGINE RELEASE  2018.0    FULL VERSION  *Build date:Nov 13, 2017*              |
|                                                                                                                         |
|                          NewProject.BaseDesignSection_28.SLERaraFrequenteQuasiPermanente_1153                           |
|                                   Exe Time : 4 September 2018 18:06:50                                                  |
+-------------------------------------------------------------------------------------------------------------------------+


NO. OF NODAL LOADS  (NLOAD) ...................    0
NO. OF LOAD CURVES  (NLCUR) ...................   12
MAXIMUM POINTS/LCURVE (NPTM)...................    5
```

```
+-------------------------------------------------------------------------------------------------------------------------+
|                   PARATIEPLUS(TM)   NLS ENGINE RELEASE  2018.0    FULL VERSION  *Build date:Nov 13, 2017*              |
|                                                                                                                         |
|                          NewProject.BaseDesignSection_28.SLERaraFrequenteQuasiPermanente_1153                           |
|                                   Exe Time : 4 September 2018 18:06:50                                                  |
+-------------------------------------------------------------------------------------------------------------------------+
L O A D     D A T A


    LOAD FUNCTION NUMBER   =    1
    NUMBER OF TIME POINTS  =    5

    TIME VALUE      FUNCTION

       0.00000    0.0000E+00
       0.80000    0.0000E+00
       1.00000    0.1000E+01
       1.20000    0.0000E+00
       7.00000    0.0000E+00


    LOAD FUNCTION NUMBER   =    2
    NUMBER OF TIME POINTS  =    5

    TIME VALUE      FUNCTION

       0.00000    0.0000E+00
       1.80000    0.0000E+00
       2.00000    0.1000E+01
       2.20000    0.0000E+00
       7.00000    0.0000E+00


    LOAD FUNCTION NUMBER   =    3
    NUMBER OF TIME POINTS  =    5

    TIME VALUE      FUNCTION

       0.00000    0.0000E+00
       2.80000    0.0000E+00
       3.00000    0.1000E+01
       3.20000    0.0000E+00
       7.00000    0.0000E+00


    LOAD FUNCTION NUMBER   =    4
    NUMBER OF TIME POINTS  =    5

    TIME VALUE      FUNCTION

       0.00000    0.0000E+00
       3.80000    0.0000E+00
       4.00000    0.1000E+01
       4.20000    0.0000E+00
       7.00000    0.0000E+00


    LOAD FUNCTION NUMBER   =    5
    NUMBER OF TIME POINTS  =    5

    TIME VALUE      FUNCTION

       0.00000    0.0000E+00
       4.80000    0.0000E+00
       5.00000    0.1000E+01
       5.20000    0.0000E+00
```

```
   7.00000    0.0000E+00


LOAD FUNCTION NUMBER   =    6
NUMBER OF TIME POINTS  =    5

TIME VALUE      FUNCTION

   0.00000    0.0000E+00
   5.80000    0.0000E+00
   6.00000    0.1000E+01
   6.20000    0.0000E+00
   7.00000    0.0000E+00


LOAD FUNCTION NUMBER   =    7
NUMBER OF TIME POINTS  =    4

TIME VALUE      FUNCTION

   0.00000    0.0000E+00
   0.80000    0.0000E+00
   1.00000    0.1000E+01
   7.00000    0.1000E+01


LOAD FUNCTION NUMBER   =    8
NUMBER OF TIME POINTS  =    4

TIME VALUE      FUNCTION

   0.00000    0.0000E+00
   1.80000    0.0000E+00
   2.00000    0.1000E+01
   7.00000    0.1000E+01


LOAD FUNCTION NUMBER   =    9
NUMBER OF TIME POINTS  =    4

TIME VALUE      FUNCTION

   0.00000    0.0000E+00
   2.80000    0.0000E+00
   3.00000    0.1000E+01
   7.00000    0.1000E+01


LOAD FUNCTION NUMBER   =   10
NUMBER OF TIME POINTS  =    4

TIME VALUE      FUNCTION

   0.00000    0.0000E+00
   3.80000    0.0000E+00
   4.00000    0.1000E+01
   7.00000    0.1000E+01


LOAD FUNCTION NUMBER   =   11
NUMBER OF TIME POINTS  =    4

TIME VALUE      FUNCTION

   0.00000    0.0000E+00
   4.80000    0.0000E+00
   5.00000    0.1000E+01
   7.00000    0.1000E+01
```

```
     LOAD FUNCTION NUMBER   =   12
     NUMBER OF TIME POINTS  =    4

     TIME VALUE      FUNCTION

        0.00000    0.0000E+00
        5.80000    0.0000E+00
        6.00000    0.1000E+01
        7.00000    0.1000E+01


 NO. OF DISTRIBUTED LOAD CARDS     0
```

```
+-------------------------------------------------------------------------------------------------------------------------+
|                   PARATIEPLUS(TM)   NLS ENGINE RELEASE  2018.0    FULL VERSION  *Build date:Nov 13, 2017*               |
|                                                                                                                         |
|                            NewProject.BaseDesignSection_28.SLERaraFrequenteQuasiPermanente_1153                         |
|                                     Exe Time : 4 September 2018 18:06:50                                                |
+-------------------------------------------------------------------------------------------------------------------------+
L O A D     B A L A N C E

STEP     1 TOTAL APPLIED LOAD IN DIR.  2  Y-DISPL.F       0.0000000
STEP     1 TOTAL APPLIED LOAD IN DIR.  4   X-ROT. F       0.0000000
STEP     1 TOTAL APPLIED LOAD IN DIR.  8  Y-DISPL.S       0.0000000
STEP     1 TOTAL APPLIED LOAD IN DIR. 10   X-ROT. S       0.0000000
STEP     1 TOTAL APPLIED LOAD IN DIR. 14  Y-FORCE         0.0000000

STEP     2 TOTAL APPLIED LOAD IN DIR.  2  Y-DISPL.F       0.0000000
STEP     2 TOTAL APPLIED LOAD IN DIR.  4   X-ROT. F       0.0000000
STEP     2 TOTAL APPLIED LOAD IN DIR.  8  Y-DISPL.S       0.0000000
STEP     2 TOTAL APPLIED LOAD IN DIR. 10   X-ROT. S       0.0000000
STEP     2 TOTAL APPLIED LOAD IN DIR. 14  Y-FORCE         0.0000000

STEP     3 TOTAL APPLIED LOAD IN DIR.  2  Y-DISPL.F       0.0000000
STEP     3 TOTAL APPLIED LOAD IN DIR.  4   X-ROT. F       0.0000000
STEP     3 TOTAL APPLIED LOAD IN DIR.  8  Y-DISPL.S       0.0000000
STEP     3 TOTAL APPLIED LOAD IN DIR. 10   X-ROT. S       0.0000000
STEP     3 TOTAL APPLIED LOAD IN DIR. 14  Y-FORCE         0.0000000

STEP     4 TOTAL APPLIED LOAD IN DIR.  2  Y-DISPL.F       0.0000000
STEP     4 TOTAL APPLIED LOAD IN DIR.  4   X-ROT. F       0.0000000
STEP     4 TOTAL APPLIED LOAD IN DIR.  8  Y-DISPL.S       0.0000000
STEP     4 TOTAL APPLIED LOAD IN DIR. 10   X-ROT. S       0.0000000
STEP     4 TOTAL APPLIED LOAD IN DIR. 14  Y-FORCE         0.0000000

STEP     5 TOTAL APPLIED LOAD IN DIR.  2  Y-DISPL.F       0.0000000
STEP     5 TOTAL APPLIED LOAD IN DIR.  4   X-ROT. F       0.0000000
STEP     5 TOTAL APPLIED LOAD IN DIR.  8  Y-DISPL.S       0.0000000
STEP     5 TOTAL APPLIED LOAD IN DIR. 10   X-ROT. S       0.0000000
STEP     5 TOTAL APPLIED LOAD IN DIR. 14  Y-FORCE         0.0000000

STEP     6 TOTAL APPLIED LOAD IN DIR.  2  Y-DISPL.F       0.0000000
STEP     6 TOTAL APPLIED LOAD IN DIR.  4   X-ROT. F       0.0000000
STEP     6 TOTAL APPLIED LOAD IN DIR.  8  Y-DISPL.S       0.0000000
STEP     6 TOTAL APPLIED LOAD IN DIR. 10   X-ROT. S       0.0000000
STEP     6 TOTAL APPLIED LOAD IN DIR. 14  Y-FORCE         0.0000000


                    LOAD INPUT SECTION COMPLETED
```

```
+-------------------------------------------------------------------------------------------------------------------------+
|                   PARATIEPLUS(TM)   NLS ENGINE RELEASE  2018.0    FULL VERSION  *Build date:Nov 13, 2017*              |
|                                                                                                                         |
|                          NewProject.BaseDesignSection_28.SLERaraFrequenteQuasiPermanente_1153                           |
|                                   Exe Time : 4 September 2018 18:06:50                                                  |
+-------------------------------------------------------------------------------------------------------------------------+


NO. OF LAYERS ..............................    3
NO. OF DATA PER LAYER.......................  100
```

```
+-------------------------------------------------------------------------------------------------------------------------+
|                   PARATIEPLUS(TM)   NLS ENGINE RELEASE  2018.0    FULL VERSION  *Build date:Nov 13, 2017*              |
|                                                                                                                         |
|                          NewProject.BaseDesignSection_28.SLERaraFrequenteQuasiPermanente_1153                           |
|                                   Exe Time : 4 September 2018 18:06:50                                                  |
+-------------------------------------------------------------------------------------------------------------------------+

LAYER DESCRIPTORS FOR STEP NO.    1


 NON ZERO LAYER DESCRIPTORS FOR LAYER NO.    1 FOR STEP NO.    1

ITEM NO.   1<NAME    >=  16.000     (BOTH WALLS)
ITEM NO.   2<NATURE  >=  1.0000     (BOTH WALLS)
ITEM NO.   3<LEVEL   >=  3.0000     (BOTH WALLS)
ITEM NO.   4<WALL    >=  1.0000     (BOTH WALLS)
ITEM NO.   5<GAMMAD  >=  19.000     (BOTH WALLS)
ITEM NO.   6<GAMMAB  >=  10.000     (BOTH WALLS)
ITEM NO.   7<GAMMAW  >=  10.000     (BOTH WALLS)
ITEM NO.   9<U-FRICT >=  38.000     (BOTH WALLS)
ITEM NO.  10<U-KA    >= 0.23800     WALL NO.        1
ITEM NO.  11<U-KP    >=  7.2320     WALL NO.        1
ITEM NO.  12<K0-NC   >= 0.50000     (BOTH WALLS)
ITEM NO.  13<NEXP    >= 0.50000     (BOTH WALLS)
ITEM NO.  14<OCR     >=  1.0000     (BOTH WALLS)
ITEM NO.  16<MODEL   >=  1.0000     (BOTH WALLS)
ITEM NO.  17<EVC     >=  15000.     (BOTH WALLS)
ITEM NO.  18<EUR     >=  45000.     (BOTH WALLS)
ITEM NO.  27<U-PERM  >= 0.10000E-03 (BOTH WALLS)
ITEM NO.  52<D-NATURE>=  1.0000     (BOTH WALLS)
ITEM NO.  53<D-LEVEL >=  0.0000     (BOTH WALLS)
ITEM NO.  59<D-FRICT >=  38.000     (BOTH WALLS)
ITEM NO.  60<D-KA    >= 0.23800     WALL NO.        1
ITEM NO.  61<D-KP    >=  7.2320     WALL NO.        1
ITEM NO.  77<D-PERM  >= 0.10000E-03 (BOTH WALLS)

 NON ZERO LAYER DESCRIPTORS FOR LAYER NO.    2 FOR STEP NO.    1

ITEM NO.   1<NAME    >=  17.000     (BOTH WALLS)
ITEM NO.   2<NATURE  >=  1.0000     (BOTH WALLS)
ITEM NO.   3<LEVEL   >=  0.0000     (BOTH WALLS)
ITEM NO.   4<WALL    >=  1.0000     (BOTH WALLS)
ITEM NO.   5<GAMMAD  >=  16.000     (BOTH WALLS)
ITEM NO.   6<GAMMAB  >=  6.0000     (BOTH WALLS)
ITEM NO.   7<GAMMAW  >=  10.000     (BOTH WALLS)
ITEM NO.   9<U-FRICT >=  30.000     (BOTH WALLS)
ITEM NO.  10<U-KA    >= 0.33300     WALL NO.        1
ITEM NO.  11<U-KP    >=  4.2880     WALL NO.        1
ITEM NO.  12<K0-NC   >= 0.50000     (BOTH WALLS)
ITEM NO.  13<NEXP    >= 0.50000     (BOTH WALLS)
ITEM NO.  14<OCR     >=  1.0000     (BOTH WALLS)
ITEM NO.  16<MODEL   >=  1.0000     (BOTH WALLS)
ITEM NO.  17<EVC     >=  30000.     (BOTH WALLS)
ITEM NO.  18<EUR     >=  48000.     (BOTH WALLS)
ITEM NO.  27<U-PERM  >= 0.10000E-04 (BOTH WALLS)
ITEM NO.  52<D-NATURE>=  1.0000     (BOTH WALLS)
ITEM NO.  53<D-LEVEL >=  0.0000     (BOTH WALLS)
ITEM NO.  59<D-FRICT >=  30.000     (BOTH WALLS)
ITEM NO.  60<D-KA    >= 0.33300     WALL NO.        1
ITEM NO.  61<D-KP    >=  4.2880     WALL NO.        1
ITEM NO.  77<D-PERM  >= 0.10000E-04 (BOTH WALLS)

 NON ZERO LAYER DESCRIPTORS FOR LAYER NO.    3 FOR STEP NO.    1

ITEM NO.   1<NAME    >=  18.000     (BOTH WALLS)
ITEM NO.   2<NATURE  >=  1.0000     (BOTH WALLS)
ITEM NO.   3<LEVEL   >= -5.0000     (BOTH WALLS)
ITEM NO.   4<WALL    >=  1.0000     (BOTH WALLS)
ITEM NO.   5<GAMMAD  >=  16.000     (BOTH WALLS)
ITEM NO.   6<GAMMAB  >=  6.0000     (BOTH WALLS)
ITEM NO.   7<GAMMAW  >=  10.000     (BOTH WALLS)
```

```
ITEM NO.   8<U-COHE  >=  1.0000     (BOTH WALLS)
ITEM NO.   9<U-FRICT >=  33.000     (BOTH WALLS)
ITEM NO.  10<U-KA    >= 0.29500     WALL NO.        1
ITEM NO.  11<U-KP    >=  5.8490     WALL NO.        1
ITEM NO.  12<K0-NC   >= 0.50000     (BOTH WALLS)
ITEM NO.  13<NEXP    >= 0.50000     (BOTH WALLS)
ITEM NO.  14<OCR     >=  1.0000     (BOTH WALLS)
ITEM NO.  16<MODEL   >=  1.0000     (BOTH WALLS)
ITEM NO.  17<EVC     >=  68000.     (BOTH WALLS)
ITEM NO.  18<EUR     >= 0.10880E+06 (BOTH WALLS)
ITEM NO.  27<U-PERM  >= 0.10000E-04 (BOTH WALLS)
ITEM NO.  52<D-NATURE>=  1.0000     (BOTH WALLS)
ITEM NO.  53<D-LEVEL >=  0.0000     (BOTH WALLS)
ITEM NO.  58<D-COHE  >=  1.0000     (BOTH WALLS)
ITEM NO.  59<D-FRICT >=  33.000     (BOTH WALLS)
ITEM NO.  60<D-KA    >= 0.29500     WALL NO.        1
ITEM NO.  61<D-KP    >=  5.1600     WALL NO.        1
ITEM NO.  77<D-PERM  >= 0.10000E-04 (BOTH WALLS)

LAYER DESCRIPTORS FOR STEP NO.    2


 NON ZERO LAYER DESCRIPTORS FOR LAYER NO.    1 FOR STEP NO.    2

ITEM NO.   1<NAME    >=  16.000     (BOTH WALLS)
ITEM NO.   2<NATURE  >=  1.0000     (BOTH WALLS)
ITEM NO.   3<LEVEL   >=  3.0000     (BOTH WALLS)
ITEM NO.   4<WALL    >=  1.0000     (BOTH WALLS)
ITEM NO.   5<GAMMAD  >=  19.000     (BOTH WALLS)
ITEM NO.   6<GAMMAB  >=  10.000     (BOTH WALLS)
ITEM NO.   7<GAMMAW  >=  10.000     (BOTH WALLS)
ITEM NO.   9<U-FRICT >=  38.000     (BOTH WALLS)
ITEM NO.  10<U-KA    >= 0.23800     WALL NO.        1
ITEM NO.  11<U-KP    >=  7.2320     WALL NO.        1
ITEM NO.  12<K0-NC   >= 0.50000     (BOTH WALLS)
ITEM NO.  13<NEXP    >= 0.50000     (BOTH WALLS)
ITEM NO.  14<OCR     >=  1.0000     (BOTH WALLS)
ITEM NO.  16<MODEL   >=  1.0000     (BOTH WALLS)
ITEM NO.  17<EVC     >=  15000.     (BOTH WALLS)
ITEM NO.  18<EUR     >=  45000.     (BOTH WALLS)
ITEM NO.  27<U-PERM  >= 0.10000E-03 (BOTH WALLS)
ITEM NO.  52<D-NATURE>=  1.0000     (BOTH WALLS)
ITEM NO.  53<D-LEVEL >=  0.0000     (BOTH WALLS)
ITEM NO.  59<D-FRICT >=  38.000     (BOTH WALLS)
ITEM NO.  60<D-KA    >= 0.23800     WALL NO.        1
ITEM NO.  61<D-KP    >=  7.2320     WALL NO.        1
ITEM NO.  77<D-PERM  >= 0.10000E-03 (BOTH WALLS)

 NON ZERO LAYER DESCRIPTORS FOR LAYER NO.    2 FOR STEP NO.    2

ITEM NO.   1<NAME    >=  17.000     (BOTH WALLS)
ITEM NO.   2<NATURE  >=  1.0000     (BOTH WALLS)
ITEM NO.   3<LEVEL   >=  0.0000     (BOTH WALLS)
ITEM NO.   4<WALL    >=  1.0000     (BOTH WALLS)
ITEM NO.   5<GAMMAD  >=  16.000     (BOTH WALLS)
ITEM NO.   6<GAMMAB  >=  6.0000     (BOTH WALLS)
ITEM NO.   7<GAMMAW  >=  10.000     (BOTH WALLS)
ITEM NO.   9<U-FRICT >=  30.000     (BOTH WALLS)
ITEM NO.  10<U-KA    >= 0.33300     WALL NO.        1
ITEM NO.  11<U-KP    >=  4.2880     WALL NO.        1
ITEM NO.  12<K0-NC   >= 0.50000     (BOTH WALLS)
ITEM NO.  13<NEXP    >= 0.50000     (BOTH WALLS)
ITEM NO.  14<OCR     >=  1.0000     (BOTH WALLS)
ITEM NO.  16<MODEL   >=  1.0000     (BOTH WALLS)
ITEM NO.  17<EVC     >=  30000.     (BOTH WALLS)
ITEM NO.  18<EUR     >=  48000.     (BOTH WALLS)
ITEM NO.  27<U-PERM  >= 0.10000E-04 (BOTH WALLS)
ITEM NO.  52<D-NATURE>=  1.0000     (BOTH WALLS)
ITEM NO.  53<D-LEVEL >=  0.0000     (BOTH WALLS)
ITEM NO.  59<D-FRICT >=  30.000     (BOTH WALLS)
ITEM NO.  60<D-KA    >= 0.33300     WALL NO.        1
ITEM NO.  61<D-KP    >=  4.2880     WALL NO.        1
ITEM NO.  77<D-PERM  >= 0.10000E-04 (BOTH WALLS)
```

```
 NON ZERO LAYER DESCRIPTORS FOR LAYER NO.    3 FOR STEP NO.    2

ITEM NO.   1<NAME    >=  18.000     (BOTH WALLS)
ITEM NO.   2<NATURE  >=  1.0000     (BOTH WALLS)
ITEM NO.   3<LEVEL   >= -5.0000     (BOTH WALLS)
ITEM NO.   4<WALL    >=  1.0000     (BOTH WALLS)
ITEM NO.   5<GAMMAD  >=  16.000     (BOTH WALLS)
ITEM NO.   6<GAMMAB  >=  6.0000     (BOTH WALLS)
ITEM NO.   7<GAMMAW  >=  10.000     (BOTH WALLS)
ITEM NO.   8<U-COHE  >=  1.0000     (BOTH WALLS)
ITEM NO.   9<U-FRICT >=  33.000     (BOTH WALLS)
ITEM NO.  10<U-KA    >= 0.29500     WALL NO.        1
ITEM NO.  11<U-KP    >=  5.8490     WALL NO.        1
ITEM NO.  12<K0-NC   >= 0.50000     (BOTH WALLS)
ITEM NO.  13<NEXP    >= 0.50000     (BOTH WALLS)
ITEM NO.  14<OCR     >=  1.0000     (BOTH WALLS)
ITEM NO.  16<MODEL   >=  1.0000     (BOTH WALLS)
ITEM NO.  17<EVC     >=  68000.     (BOTH WALLS)
ITEM NO.  18<EUR     >= 0.10880E+06 (BOTH WALLS)
ITEM NO.  27<U-PERM  >= 0.10000E-04 (BOTH WALLS)
ITEM NO.  52<D-NATURE>=  1.0000     (BOTH WALLS)
ITEM NO.  53<D-LEVEL >=  0.0000     (BOTH WALLS)
ITEM NO.  58<D-COHE  >=  1.0000     (BOTH WALLS)
ITEM NO.  59<D-FRICT >=  33.000     (BOTH WALLS)
ITEM NO.  60<D-KA    >= 0.29500     WALL NO.        1
ITEM NO.  61<D-KP    >=  5.1600     WALL NO.        1
ITEM NO.  77<D-PERM  >= 0.10000E-04 (BOTH WALLS)

LAYER DESCRIPTORS FOR STEP NO.    3


 NON ZERO LAYER DESCRIPTORS FOR LAYER NO.    1 FOR STEP NO.    3

ITEM NO.   1<NAME    >=  16.000     (BOTH WALLS)
ITEM NO.   2<NATURE  >=  1.0000     (BOTH WALLS)
ITEM NO.   3<LEVEL   >=  3.0000     (BOTH WALLS)
ITEM NO.   4<WALL    >=  1.0000     (BOTH WALLS)
ITEM NO.   5<GAMMAD  >=  19.000     (BOTH WALLS)
ITEM NO.   6<GAMMAB  >=  10.000     (BOTH WALLS)
ITEM NO.   7<GAMMAW  >=  10.000     (BOTH WALLS)
ITEM NO.   9<U-FRICT >=  38.000     (BOTH WALLS)
ITEM NO.  10<U-KA    >= 0.23800     WALL NO.        1
ITEM NO.  11<U-KP    >=  7.2320     WALL NO.        1
ITEM NO.  12<K0-NC   >= 0.50000     (BOTH WALLS)
ITEM NO.  13<NEXP    >= 0.50000     (BOTH WALLS)
ITEM NO.  14<OCR     >=  1.0000     (BOTH WALLS)
ITEM NO.  16<MODEL   >=  1.0000     (BOTH WALLS)
ITEM NO.  17<EVC     >=  15000.     (BOTH WALLS)
ITEM NO.  18<EUR     >=  45000.     (BOTH WALLS)
ITEM NO.  27<U-PERM  >= 0.10000E-03 (BOTH WALLS)
ITEM NO.  52<D-NATURE>=  1.0000     (BOTH WALLS)
ITEM NO.  53<D-LEVEL >=  0.0000     (BOTH WALLS)
ITEM NO.  59<D-FRICT >=  38.000     (BOTH WALLS)
ITEM NO.  60<D-KA    >= 0.23800     WALL NO.        1
ITEM NO.  61<D-KP    >=  7.2320     WALL NO.        1
ITEM NO.  77<D-PERM  >= 0.10000E-03 (BOTH WALLS)

 NON ZERO LAYER DESCRIPTORS FOR LAYER NO.    2 FOR STEP NO.    3

ITEM NO.   1<NAME    >=  17.000     (BOTH WALLS)
ITEM NO.   2<NATURE  >=  1.0000     (BOTH WALLS)
ITEM NO.   3<LEVEL   >=  0.0000     (BOTH WALLS)
ITEM NO.   4<WALL    >=  1.0000     (BOTH WALLS)
ITEM NO.   5<GAMMAD  >=  16.000     (BOTH WALLS)
ITEM NO.   6<GAMMAB  >=  6.0000     (BOTH WALLS)
ITEM NO.   7<GAMMAW  >=  10.000     (BOTH WALLS)
ITEM NO.   9<U-FRICT >=  30.000     (BOTH WALLS)
ITEM NO.  10<U-KA    >= 0.33300     WALL NO.        1
ITEM NO.  11<U-KP    >=  4.2880     WALL NO.        1
ITEM NO.  12<K0-NC   >= 0.50000     (BOTH WALLS)
ITEM NO.  13<NEXP    >= 0.50000     (BOTH WALLS)
ITEM NO.  14<OCR     >=  1.0000     (BOTH WALLS)
ITEM NO.  16<MODEL   >=  1.0000     (BOTH WALLS)
ITEM NO.  17<EVC     >=  30000.     (BOTH WALLS)
```

```
ITEM NO.  18<EUR     >=  48000.     (BOTH WALLS)
ITEM NO.  27<U-PERM  >= 0.10000E-04 (BOTH WALLS)
ITEM NO.  52<D-NATURE>=  1.0000     (BOTH WALLS)
ITEM NO.  53<D-LEVEL >=  0.0000     (BOTH WALLS)
ITEM NO.  59<D-FRICT >=  30.000     (BOTH WALLS)
ITEM NO.  60<D-KA    >= 0.33300     WALL NO.        1
ITEM NO.  61<D-KP    >=  4.2880     WALL NO.        1
ITEM NO.  77<D-PERM  >= 0.10000E-04 (BOTH WALLS)

 NON ZERO LAYER DESCRIPTORS FOR LAYER NO.    3 FOR STEP NO.    3

ITEM NO.   1<NAME    >=  18.000     (BOTH WALLS)
ITEM NO.   2<NATURE  >=  1.0000     (BOTH WALLS)
ITEM NO.   3<LEVEL   >= -5.0000     (BOTH WALLS)
ITEM NO.   4<WALL    >=  1.0000     (BOTH WALLS)
ITEM NO.   5<GAMMAD  >=  16.000     (BOTH WALLS)
ITEM NO.   6<GAMMAB  >=  6.0000     (BOTH WALLS)
ITEM NO.   7<GAMMAW  >=  10.000     (BOTH WALLS)
ITEM NO.   8<U-COHE  >=  1.0000     (BOTH WALLS)
ITEM NO.   9<U-FRICT >=  33.000     (BOTH WALLS)
ITEM NO.  10<U-KA    >= 0.29500     WALL NO.        1
ITEM NO.  11<U-KP    >=  5.8490     WALL NO.        1
ITEM NO.  12<K0-NC   >= 0.50000     (BOTH WALLS)
ITEM NO.  13<NEXP    >= 0.50000     (BOTH WALLS)
ITEM NO.  14<OCR     >=  1.0000     (BOTH WALLS)
ITEM NO.  16<MODEL   >=  1.0000     (BOTH WALLS)
ITEM NO.  17<EVC     >=  68000.     (BOTH WALLS)
ITEM NO.  18<EUR     >= 0.10880E+06 (BOTH WALLS)
ITEM NO.  27<U-PERM  >= 0.10000E-04 (BOTH WALLS)
ITEM NO.  52<D-NATURE>=  1.0000     (BOTH WALLS)
ITEM NO.  53<D-LEVEL >=  0.0000     (BOTH WALLS)
ITEM NO.  58<D-COHE  >=  1.0000     (BOTH WALLS)
ITEM NO.  59<D-FRICT >=  33.000     (BOTH WALLS)
ITEM NO.  60<D-KA    >= 0.29500     WALL NO.        1
ITEM NO.  61<D-KP    >=  5.1600     WALL NO.        1
ITEM NO.  77<D-PERM  >= 0.10000E-04 (BOTH WALLS)

LAYER DESCRIPTORS FOR STEP NO.    4


 NON ZERO LAYER DESCRIPTORS FOR LAYER NO.    1 FOR STEP NO.    4

ITEM NO.   1<NAME    >=  16.000     (BOTH WALLS)
ITEM NO.   2<NATURE  >=  1.0000     (BOTH WALLS)
ITEM NO.   3<LEVEL   >=  3.0000     (BOTH WALLS)
ITEM NO.   4<WALL    >=  1.0000     (BOTH WALLS)
ITEM NO.   5<GAMMAD  >=  19.000     (BOTH WALLS)
ITEM NO.   6<GAMMAB  >=  10.000     (BOTH WALLS)
ITEM NO.   7<GAMMAW  >=  10.000     (BOTH WALLS)
ITEM NO.   9<U-FRICT >=  38.000     (BOTH WALLS)
ITEM NO.  10<U-KA    >= 0.23800     WALL NO.        1
ITEM NO.  11<U-KP    >=  7.2320     WALL NO.        1
ITEM NO.  12<K0-NC   >= 0.50000     (BOTH WALLS)
ITEM NO.  13<NEXP    >= 0.50000     (BOTH WALLS)
ITEM NO.  14<OCR     >=  1.0000     (BOTH WALLS)
ITEM NO.  16<MODEL   >=  1.0000     (BOTH WALLS)
ITEM NO.  17<EVC     >=  15000.     (BOTH WALLS)
ITEM NO.  18<EUR     >=  45000.     (BOTH WALLS)
ITEM NO.  27<U-PERM  >= 0.10000E-03 (BOTH WALLS)
ITEM NO.  52<D-NATURE>=  1.0000     (BOTH WALLS)
ITEM NO.  53<D-LEVEL >=  0.0000     (BOTH WALLS)
ITEM NO.  59<D-FRICT >=  38.000     (BOTH WALLS)
ITEM NO.  60<D-KA    >= 0.23800     WALL NO.        1
ITEM NO.  61<D-KP    >=  7.2320     WALL NO.        1
ITEM NO.  77<D-PERM  >= 0.10000E-03 (BOTH WALLS)

 NON ZERO LAYER DESCRIPTORS FOR LAYER NO.    2 FOR STEP NO.    4

ITEM NO.   1<NAME    >=  17.000     (BOTH WALLS)
ITEM NO.   2<NATURE  >=  1.0000     (BOTH WALLS)
ITEM NO.   3<LEVEL   >=  0.0000     (BOTH WALLS)
ITEM NO.   4<WALL    >=  1.0000     (BOTH WALLS)
ITEM NO.   5<GAMMAD  >=  16.000     (BOTH WALLS)
ITEM NO.   6<GAMMAB  >=  6.0000     (BOTH WALLS)
```

```
ITEM NO.   7<GAMMAW  >=  10.000     (BOTH WALLS)
ITEM NO.   9<U-FRICT >=  30.000     (BOTH WALLS)
ITEM NO.  10<U-KA    >= 0.33300     WALL NO.        1
ITEM NO.  11<U-KP    >=  4.2880     WALL NO.        1
ITEM NO.  12<K0-NC   >= 0.50000     (BOTH WALLS)
ITEM NO.  13<NEXP    >= 0.50000     (BOTH WALLS)
ITEM NO.  14<OCR     >=  1.0000     (BOTH WALLS)
ITEM NO.  16<MODEL   >=  1.0000     (BOTH WALLS)
ITEM NO.  17<EVC     >=  30000.     (BOTH WALLS)
ITEM NO.  18<EUR     >=  48000.     (BOTH WALLS)
ITEM NO.  27<U-PERM  >= 0.10000E-04 (BOTH WALLS)
ITEM NO.  52<D-NATURE>=  1.0000     (BOTH WALLS)
ITEM NO.  53<D-LEVEL >=  0.0000     (BOTH WALLS)
ITEM NO.  59<D-FRICT >=  30.000     (BOTH WALLS)
ITEM NO.  60<D-KA    >= 0.33300     WALL NO.        1
ITEM NO.  61<D-KP    >=  4.2880     WALL NO.        1
ITEM NO.  77<D-PERM  >= 0.10000E-04 (BOTH WALLS)

 NON ZERO LAYER DESCRIPTORS FOR LAYER NO.    3 FOR STEP NO.    4

ITEM NO.   1<NAME    >=  18.000     (BOTH WALLS)
ITEM NO.   2<NATURE  >=  1.0000     (BOTH WALLS)
ITEM NO.   3<LEVEL   >= -5.0000     (BOTH WALLS)
ITEM NO.   4<WALL    >=  1.0000     (BOTH WALLS)
ITEM NO.   5<GAMMAD  >=  16.000     (BOTH WALLS)
ITEM NO.   6<GAMMAB  >=  6.0000     (BOTH WALLS)
ITEM NO.   7<GAMMAW  >=  10.000     (BOTH WALLS)
ITEM NO.   8<U-COHE  >=  1.0000     (BOTH WALLS)
ITEM NO.   9<U-FRICT >=  33.000     (BOTH WALLS)
ITEM NO.  10<U-KA    >= 0.29500     WALL NO.        1
ITEM NO.  11<U-KP    >=  5.8490     WALL NO.        1
ITEM NO.  12<K0-NC   >= 0.50000     (BOTH WALLS)
ITEM NO.  13<NEXP    >= 0.50000     (BOTH WALLS)
ITEM NO.  14<OCR     >=  1.0000     (BOTH WALLS)
ITEM NO.  16<MODEL   >=  1.0000     (BOTH WALLS)
ITEM NO.  17<EVC     >=  68000.     (BOTH WALLS)
ITEM NO.  18<EUR     >= 0.10880E+06 (BOTH WALLS)
ITEM NO.  27<U-PERM  >= 0.10000E-04 (BOTH WALLS)
ITEM NO.  52<D-NATURE>=  1.0000     (BOTH WALLS)
ITEM NO.  53<D-LEVEL >=  0.0000     (BOTH WALLS)
ITEM NO.  58<D-COHE  >=  1.0000     (BOTH WALLS)
ITEM NO.  59<D-FRICT >=  33.000     (BOTH WALLS)
ITEM NO.  60<D-KA    >= 0.29500     WALL NO.        1
ITEM NO.  61<D-KP    >=  5.1600     WALL NO.        1
ITEM NO.  77<D-PERM  >= 0.10000E-04 (BOTH WALLS)

LAYER DESCRIPTORS FOR STEP NO.    5

 NON ZERO LAYER DESCRIPTORS FOR LAYER NO.    1 FOR STEP NO.    5

ITEM NO.   1<NAME    >=  16.000     (BOTH WALLS)
ITEM NO.   2<NATURE  >=  1.0000     (BOTH WALLS)
ITEM NO.   3<LEVEL   >=  3.0000     (BOTH WALLS)
ITEM NO.   4<WALL    >=  1.0000     (BOTH WALLS)
ITEM NO.   5<GAMMAD  >=  19.000     (BOTH WALLS)
ITEM NO.   6<GAMMAB  >=  10.000     (BOTH WALLS)
ITEM NO.   7<GAMMAW  >=  10.000     (BOTH WALLS)
ITEM NO.   9<U-FRICT >=  38.000     (BOTH WALLS)
ITEM NO.  10<U-KA    >= 0.23800     WALL NO.        1
ITEM NO.  11<U-KP    >=  7.2320     WALL NO.        1
ITEM NO.  12<K0-NC   >= 0.50000     (BOTH WALLS)
ITEM NO.  13<NEXP    >= 0.50000     (BOTH WALLS)
ITEM NO.  14<OCR     >=  1.0000     (BOTH WALLS)
ITEM NO.  16<MODEL   >=  1.0000     (BOTH WALLS)
ITEM NO.  17<EVC     >=  15000.     (BOTH WALLS)
ITEM NO.  18<EUR     >=  45000.     (BOTH WALLS)
ITEM NO.  27<U-PERM  >= 0.10000E-03 (BOTH WALLS)
ITEM NO.  52<D-NATURE>=  1.0000     (BOTH WALLS)
ITEM NO.  53<D-LEVEL >=  0.0000     (BOTH WALLS)
ITEM NO.  59<D-FRICT >=  38.000     (BOTH WALLS)
ITEM NO.  60<D-KA    >= 0.23800     WALL NO.        1
ITEM NO.  61<D-KP    >=  7.2320     WALL NO.        1
ITEM NO.  77<D-PERM  >= 0.10000E-03 (BOTH WALLS)
```

```
 NON ZERO LAYER DESCRIPTORS FOR LAYER NO.    2 FOR STEP NO.    5

ITEM NO.   1<NAME    >=  17.000     (BOTH WALLS)
ITEM NO.   2<NATURE  >=  1.0000     (BOTH WALLS)
ITEM NO.   3<LEVEL   >=  0.0000     (BOTH WALLS)
ITEM NO.   4<WALL    >=  1.0000     (BOTH WALLS)
ITEM NO.   5<GAMMAD  >=  16.000     (BOTH WALLS)
ITEM NO.   6<GAMMAB  >=  6.0000     (BOTH WALLS)
ITEM NO.   7<GAMMAW  >=  10.000     (BOTH WALLS)
ITEM NO.   9<U-FRICT >=  30.000     (BOTH WALLS)
ITEM NO.  10<U-KA    >= 0.33300     WALL NO.        1
ITEM NO.  11<U-KP    >=  4.2880     WALL NO.        1
ITEM NO.  12<K0-NC   >= 0.50000     (BOTH WALLS)
ITEM NO.  13<NEXP    >= 0.50000     (BOTH WALLS)
ITEM NO.  14<OCR     >=  1.0000     (BOTH WALLS)
ITEM NO.  16<MODEL   >=  1.0000     (BOTH WALLS)
ITEM NO.  17<EVC     >=  30000.     (BOTH WALLS)
ITEM NO.  18<EUR     >=  48000.     (BOTH WALLS)
ITEM NO.  27<U-PERM  >= 0.10000E-04 (BOTH WALLS)
ITEM NO.  52<D-NATURE>=  1.0000     (BOTH WALLS)
ITEM NO.  53<D-LEVEL >=  0.0000     (BOTH WALLS)
ITEM NO.  59<D-FRICT >=  30.000     (BOTH WALLS)
ITEM NO.  60<D-KA    >= 0.33300     WALL NO.        1
ITEM NO.  61<D-KP    >=  4.2880     WALL NO.        1
ITEM NO.  77<D-PERM  >= 0.10000E-04 (BOTH WALLS)

 NON ZERO LAYER DESCRIPTORS FOR LAYER NO.    3 FOR STEP NO.    5

ITEM NO.   1<NAME    >=  18.000     (BOTH WALLS)
ITEM NO.   2<NATURE  >=  1.0000     (BOTH WALLS)
ITEM NO.   3<LEVEL   >= -5.0000     (BOTH WALLS)
ITEM NO.   4<WALL    >=  1.0000     (BOTH WALLS)
ITEM NO.   5<GAMMAD  >=  16.000     (BOTH WALLS)
ITEM NO.   6<GAMMAB  >=  6.0000     (BOTH WALLS)
ITEM NO.   7<GAMMAW  >=  10.000     (BOTH WALLS)
ITEM NO.   8<U-COHE  >=  1.0000     (BOTH WALLS)
ITEM NO.   9<U-FRICT >=  33.000     (BOTH WALLS)
ITEM NO.  10<U-KA    >= 0.29500     WALL NO.        1
ITEM NO.  11<U-KP    >=  5.8490     WALL NO.        1
ITEM NO.  12<K0-NC   >= 0.50000     (BOTH WALLS)
ITEM NO.  13<NEXP    >= 0.50000     (BOTH WALLS)
ITEM NO.  14<OCR     >=  1.0000     (BOTH WALLS)
ITEM NO.  16<MODEL   >=  1.0000     (BOTH WALLS)
ITEM NO.  17<EVC     >=  68000.     (BOTH WALLS)
ITEM NO.  18<EUR     >= 0.10880E+06 (BOTH WALLS)
ITEM NO.  27<U-PERM  >= 0.10000E-04 (BOTH WALLS)
ITEM NO.  52<D-NATURE>=  1.0000     (BOTH WALLS)
ITEM NO.  53<D-LEVEL >=  0.0000     (BOTH WALLS)
ITEM NO.  58<D-COHE  >=  1.0000     (BOTH WALLS)
ITEM NO.  59<D-FRICT >=  33.000     (BOTH WALLS)
ITEM NO.  60<D-KA    >= 0.29500     WALL NO.        1
ITEM NO.  61<D-KP    >=  5.1600     WALL NO.        1
ITEM NO.  77<D-PERM  >= 0.10000E-04 (BOTH WALLS)

LAYER DESCRIPTORS FOR STEP NO.    6

 NON ZERO LAYER DESCRIPTORS FOR LAYER NO.    1 FOR STEP NO.    6

ITEM NO.   1<NAME    >=  16.000     (BOTH WALLS)
ITEM NO.   2<NATURE  >=  1.0000     (BOTH WALLS)
ITEM NO.   3<LEVEL   >=  3.0000     (BOTH WALLS)
ITEM NO.   4<WALL    >=  1.0000     (BOTH WALLS)
ITEM NO.   5<GAMMAD  >=  19.000     (BOTH WALLS)
ITEM NO.   6<GAMMAB  >=  10.000     (BOTH WALLS)
ITEM NO.   7<GAMMAW  >=  10.000     (BOTH WALLS)
ITEM NO.   9<U-FRICT >=  38.000     (BOTH WALLS)
ITEM NO.  10<U-KA    >= 0.23800     WALL NO.        1
ITEM NO.  11<U-KP    >=  7.2320     WALL NO.        1
ITEM NO.  12<K0-NC   >= 0.50000     (BOTH WALLS)
ITEM NO.  13<NEXP    >= 0.50000     (BOTH WALLS)
ITEM NO.  14<OCR     >=  1.0000     (BOTH WALLS)
ITEM NO.  16<MODEL   >=  1.0000     (BOTH WALLS)
```

```
ITEM NO.  17<EVC     >=  15000.     (BOTH WALLS)
ITEM NO.  18<EUR     >=  45000.     (BOTH WALLS)
ITEM NO.  27<U-PERM  >= 0.10000E-03 (BOTH WALLS)
ITEM NO.  52<D-NATURE>=  1.0000     (BOTH WALLS)
ITEM NO.  53<D-LEVEL >=  0.0000     (BOTH WALLS)
ITEM NO.  59<D-FRICT >=  38.000     (BOTH WALLS)
ITEM NO.  60<D-KA    >= 0.23800     WALL NO.        1
ITEM NO.  61<D-KP    >=  7.2320     WALL NO.        1
ITEM NO.  77<D-PERM  >= 0.10000E-03 (BOTH WALLS)

 NON ZERO LAYER DESCRIPTORS FOR LAYER NO.    2 FOR STEP NO.    6

ITEM NO.   1<NAME    >=  17.000     (BOTH WALLS)
ITEM NO.   2<NATURE  >=  1.0000     (BOTH WALLS)
ITEM NO.   3<LEVEL   >=  0.0000     (BOTH WALLS)
ITEM NO.   4<WALL    >=  1.0000     (BOTH WALLS)
ITEM NO.   5<GAMMAD  >=  16.000     (BOTH WALLS)
ITEM NO.   6<GAMMAB  >=  6.0000     (BOTH WALLS)
ITEM NO.   7<GAMMAW  >=  10.000     (BOTH WALLS)
ITEM NO.   9<U-FRICT >=  30.000     (BOTH WALLS)
ITEM NO.  10<U-KA    >= 0.33300     WALL NO.        1
ITEM NO.  11<U-KP    >=  4.2880     WALL NO.        1
ITEM NO.  12<K0-NC   >= 0.50000     (BOTH WALLS)
ITEM NO.  13<NEXP    >= 0.50000     (BOTH WALLS)
ITEM NO.  14<OCR     >=  1.0000     (BOTH WALLS)
ITEM NO.  16<MODEL   >=  1.0000     (BOTH WALLS)
ITEM NO.  17<EVC     >=  30000.     (BOTH WALLS)
ITEM NO.  18<EUR     >=  48000.     (BOTH WALLS)
ITEM NO.  27<U-PERM  >= 0.10000E-04 (BOTH WALLS)
ITEM NO.  52<D-NATURE>=  1.0000     (BOTH WALLS)
ITEM NO.  53<D-LEVEL >=  0.0000     (BOTH WALLS)
ITEM NO.  59<D-FRICT >=  30.000     (BOTH WALLS)
ITEM NO.  60<D-KA    >= 0.33300     WALL NO.        1
ITEM NO.  61<D-KP    >=  4.2880     WALL NO.        1
ITEM NO.  77<D-PERM  >= 0.10000E-04 (BOTH WALLS)

 NON ZERO LAYER DESCRIPTORS FOR LAYER NO.    3 FOR STEP NO.    6

ITEM NO.   1<NAME    >=  18.000     (BOTH WALLS)
ITEM NO.   2<NATURE  >=  1.0000     (BOTH WALLS)
ITEM NO.   3<LEVEL   >= -5.0000     (BOTH WALLS)
ITEM NO.   4<WALL    >=  1.0000     (BOTH WALLS)
ITEM NO.   5<GAMMAD  >=  16.000     (BOTH WALLS)
ITEM NO.   6<GAMMAB  >=  6.0000     (BOTH WALLS)
ITEM NO.   7<GAMMAW  >=  10.000     (BOTH WALLS)
ITEM NO.   8<U-COHE  >=  1.0000     (BOTH WALLS)
ITEM NO.   9<U-FRICT >=  33.000     (BOTH WALLS)
ITEM NO.  10<U-KA    >= 0.29500     WALL NO.        1
ITEM NO.  11<U-KP    >=  5.8490     WALL NO.        1
ITEM NO.  12<K0-NC   >= 0.50000     (BOTH WALLS)
ITEM NO.  13<NEXP    >= 0.50000     (BOTH WALLS)
ITEM NO.  14<OCR     >=  1.0000     (BOTH WALLS)
ITEM NO.  16<MODEL   >=  1.0000     (BOTH WALLS)
ITEM NO.  17<EVC     >=  68000.     (BOTH WALLS)
ITEM NO.  18<EUR     >= 0.10880E+06 (BOTH WALLS)
ITEM NO.  27<U-PERM  >= 0.10000E-04 (BOTH WALLS)
ITEM NO.  52<D-NATURE>=  1.0000     (BOTH WALLS)
ITEM NO.  53<D-LEVEL >=  0.0000     (BOTH WALLS)
ITEM NO.  58<D-COHE  >=  1.0000     (BOTH WALLS)
ITEM NO.  59<D-FRICT >=  33.000     (BOTH WALLS)
ITEM NO.  60<D-KA    >= 0.29500     WALL NO.        1
ITEM NO.  61<D-KP    >=  5.1600     WALL NO.        1
ITEM NO.  77<D-PERM  >= 0.10000E-04 (BOTH WALLS)


DEFAULT WATER UNIT WEIGHT =  10.000
AVERAGED ON    18 VALUES
```

```
+-----------------------------------------------------------------------------------------------------------------------+
|                   PARATIEPLUS(TM)   NLS ENGINE RELEASE  2018.0    FULL VERSION  *Build date:Nov 13, 2017*              |
|                                                                                                                       |
|                          NewProject.BaseDesignSection_28.SLERaraFrequenteQuasiPermanente_1153                          |
|                                   Exe Time : 4 September 2018 18:06:50                                                |
+-----------------------------------------------------------------------------------------------------------------------+

PHASE DESCRIPTORS


STEP  NO.     1
                                        LEFT WALL    RIGHT WALL
Y                                        0.000       -0.9990E+30
Z-PC                                     0.000         0.000
Z-EXCAVATION                             0.000         0.000
Z-WATER_TABLE                           -18.00       -0.9990E+30
Q_AT_THE_FREE_FIELD_LEVEL                0.000         0.000
ZQ                                       0.000         0.000
DZW_OF_THE_WATER_TABLE                   0.000         0.000
QS_ON_THE_EXCAVATION_SIDE                0.000         0.000
ZQS                                     -0.9990E+30   -0.9990E+30
ZCUT                                     0.000         0.000
BALANCE LEVEL FOR PORE PRESSURES        -15.50        -15.50
WATER_BEHAVIOUR_FLAG (LINING OPT)        0.000         0.000
PORE_UPDATE_FLAG                         0.000         0.000
PORE_TAB. _FLAG (gt.0= use tabs)         0.000         0.000
lateral thrusts reduction elevatio       0.000         0.000
Downhill reduction factor for effe       0.000         0.000
Downhill reduction factor for pore       0.000         0.000
Uphill reduction factor for effect       0.000         0.000
Uphill reduction factor for pore p       0.000         0.000
SEISMIC HORIZONTAL ACCEL. Kh [g]         0.000         0.000
UPHILL VERTICAL ACCEL.  Kv_uh [g]        0.000         0.000
DOWNHILL VERTICAL ACCEL.Kv_dh [g]        0.000         0.000
UPHILL BETA ANGLE (SLOPE) [deg]          0.000         0.000
UPHILL DELTA/PHI RATIO                   0.000         0.000
DOWNHILL BETA ANGLE (SLOPE) [deg]        0.000         0.000
DOWNHILL DELTA/PHI RATIO                 0.000         0.000
DYN.WATER BEHAVIOUR                      0.000         0.000
Excess pore pressure RATIO Ru            0.000         0.000
SEISMIC PRESSURE LOWER VALUE             0.000         0.000
SEISMIC PRESSURE UPPER VALUE             0.000         0.000
SEISMIC PRESSURE LOWER LEVEL             0.000         0.000
SEISMIC PRESSURE UPPER LEVEL             0.000         0.000

=========================================================================================================end of step    1


STEP  NO.     2
                                        LEFT WALL    RIGHT WALL
Y                                        0.000       -0.9990E+30
Z-PC                                     0.000         0.000
Z-EXCAVATION                            -1.000         0.000
Z-WATER_TABLE                           -18.00       -0.9990E+30
Q_AT_THE_FREE_FIELD_LEVEL                0.000         0.000
ZQ                                       0.000         0.000
DZW_OF_THE_WATER_TABLE                   0.000         0.000
QS_ON_THE_EXCAVATION_SIDE                0.000         0.000
ZQS                                     -0.9990E+30   -0.9990E+30
ZCUT                                     0.000         0.000
BALANCE LEVEL FOR PORE PRESSURES        -15.50        -15.50
WATER_BEHAVIOUR_FLAG (LINING OPT)        0.000         0.000
PORE_UPDATE_FLAG                         0.000         0.000
PORE_TAB. _FLAG (gt.0= use tabs)         0.000         0.000
lateral thrusts reduction elevatio       0.000         0.000
Downhill reduction factor for effe       0.000         0.000
Downhill reduction factor for pore       0.000         0.000
Uphill reduction factor for effect       0.000         0.000
Uphill reduction factor for pore p       0.000         0.000
SEISMIC HORIZONTAL ACCEL. Kh [g]         0.000         0.000
UPHILL VERTICAL ACCEL.  Kv_uh [g]        0.000         0.000
```

DOWNHILL VERTICAL ACCEL.Kv_dh [g]	0.000	0.000
UPHILL BETA ANGLE (SLOPE) [deg]	0.000	0.000
UPHILL DELTA/PHI RATIO	0.000	0.000
DOWNHILL BETA ANGLE (SLOPE) [deg]	0.000	0.000
DOWNHILL DELTA/PHI RATIO	0.000	0.000
DYN.WATER BEHAVIOUR	0.000	0.000
Excess pore pressure RATIO Ru	0.000	0.000
SEISMIC PRESSURE LOWER VALUE	0.000	0.000
SEISMIC PRESSURE UPPER VALUE	0.000	0.000
SEISMIC PRESSURE LOWER LEVEL	0.000	0.000
SEISMIC PRESSURE UPPER LEVEL	0.000	0.000

==========end of step 2

STEP NO. 3

	LEFT WALL	RIGHT WALL
Y	0.000	-0.9990E+30
Z-PC	0.000	0.000
Z-EXCAVATION	-1.000	0.000
Z-WATER_TABLE	-18.00	-0.9990E+30
Q_AT_THE_FREE_FIELD_LEVEL	0.000	0.000
ZQ	0.000	0.000
DZW_OF_THE_WATER_TABLE	0.000	0.000
QS_ON_THE_EXCAVATION_SIDE	0.000	0.000
ZQS	-0.9990E+30	-0.9990E+30
ZCUT	0.000	0.000
BALANCE LEVEL FOR PORE PRESSURES	-15.50	-15.50
WATER_BEHAVIOUR_FLAG (LINING OPT)	0.000	0.000
PORE_UPDATE_FLAG	0.000	0.000
PORE_TAB. _FLAG (gt.0= use tabs)	0.000	0.000
lateral thrusts reduction elevatio	0.000	0.000
Downhill reduction factor for effe	0.000	0.000
Downhill reduction factor for pore	0.000	0.000
Uphill reduction factor for effect	0.000	0.000
Uphill reduction factor for pore p	0.000	0.000
SEISMIC HORIZONTAL ACCEL. Kh [g]	0.000	0.000
UPHILL VERTICAL ACCEL. Kv_uh [g]	0.000	0.000
DOWNHILL VERTICAL ACCEL.Kv_dh [g]	0.000	0.000
UPHILL BETA ANGLE (SLOPE) [deg]	0.000	0.000
UPHILL DELTA/PHI RATIO	0.000	0.000
DOWNHILL BETA ANGLE (SLOPE) [deg]	0.000	0.000
DOWNHILL DELTA/PHI RATIO	0.000	0.000
DYN.WATER BEHAVIOUR	0.000	0.000
Excess pore pressure RATIO Ru	0.000	0.000
SEISMIC PRESSURE LOWER VALUE	0.000	0.000
SEISMIC PRESSURE UPPER VALUE	0.000	0.000
SEISMIC PRESSURE LOWER LEVEL	0.000	0.000
SEISMIC PRESSURE UPPER LEVEL	0.000	0.000

==========end of step 3

STEP NO. 4

	LEFT WALL	RIGHT WALL
Y	0.000	-0.9990E+30
Z-PC	0.000	0.000
Z-EXCAVATION	-9.800	0.000
Z-WATER_TABLE	-18.00	-0.9990E+30
Q_AT_THE_FREE_FIELD_LEVEL	0.000	0.000
ZQ	0.000	0.000
DZW_OF_THE_WATER_TABLE	0.000	0.000
QS_ON_THE_EXCAVATION_SIDE	0.000	0.000
ZQS	-0.9990E+30	-0.9990E+30
ZCUT	0.000	0.000
BALANCE LEVEL FOR PORE PRESSURES	-15.50	-15.50
WATER_BEHAVIOUR_FLAG (LINING OPT)	0.000	0.000
PORE_UPDATE_FLAG	0.000	0.000
PORE_TAB. _FLAG (gt.0= use tabs)	0.000	0.000
lateral thrusts reduction elevatio	0.000	0.000
Downhill reduction factor for effe	0.000	0.000
Downhill reduction factor for pore	0.000	0.000
Uphill reduction factor for effect	0.000	0.000
Uphill reduction factor for pore p	0.000	0.000

SEISMIC HORIZONTAL ACCEL. Kh [g]	0.000	0.000
UPHILL VERTICAL ACCEL. Kv_uh [g]	0.000	0.000
DOWNHILL VERTICAL ACCEL.Kv_dh [g]	0.000	0.000
UPHILL BETA ANGLE (SLOPE) [deg]	0.000	0.000
UPHILL DELTA/PHI RATIO	0.000	0.000
DOWNHILL BETA ANGLE (SLOPE) [deg]	0.000	0.000
DOWNHILL DELTA/PHI RATIO	0.000	0.000
DYN.WATER BEHAVIOUR	0.000	0.000
Excess pore pressure RATIO Ru	0.000	0.000
SEISMIC PRESSURE LOWER VALUE	0.000	0.000
SEISMIC PRESSURE UPPER VALUE	0.000	0.000
SEISMIC PRESSURE LOWER LEVEL	0.000	0.000
SEISMIC PRESSURE UPPER LEVEL	0.000	0.000

==========end of step 4

STEP NO. 5

	LEFT WALL	RIGHT WALL
Y	0.000	-0.9990E+30
Z-PC	0.000	0.000
Z-EXCAVATION	-9.300	0.000
Z-WATER_TABLE	-18.00	-0.9990E+30
Q_AT_THE_FREE_FIELD_LEVEL	0.000	0.000
ZQ	0.000	0.000
DZW_OF_THE_WATER_TABLE	0.000	0.000
QS_ON_THE_EXCAVATION_SIDE	0.000	0.000
ZQS	-0.9990E+30	-0.9990E+30
ZCUT	0.000	0.000
BALANCE LEVEL FOR PORE PRESSURES	-15.50	-15.50
WATER_BEHAVIOUR_FLAG (LINING OPT)	0.000	0.000
PORE_UPDATE_FLAG	0.000	0.000
PORE_TAB. _FLAG (gt.0= use tabs)	0.000	0.000
lateral thrusts reduction elevatio	0.000	0.000
Downhill reduction factor for effe	0.000	0.000
Downhill reduction factor for pore	0.000	0.000
Uphill reduction factor for effect	0.000	0.000
Uphill reduction factor for pore p	0.000	0.000
SEISMIC HORIZONTAL ACCEL. Kh [g]	0.000	0.000
UPHILL VERTICAL ACCEL. Kv_uh [g]	0.000	0.000
DOWNHILL VERTICAL ACCEL.Kv_dh [g]	0.000	0.000
UPHILL BETA ANGLE (SLOPE) [deg]	0.000	0.000
UPHILL DELTA/PHI RATIO	0.000	0.000
DOWNHILL BETA ANGLE (SLOPE) [deg]	0.000	0.000
DOWNHILL DELTA/PHI RATIO	0.000	0.000
DYN.WATER BEHAVIOUR	0.000	0.000
Excess pore pressure RATIO Ru	0.000	0.000
SEISMIC PRESSURE LOWER VALUE	0.000	0.000
SEISMIC PRESSURE UPPER VALUE	0.000	0.000
SEISMIC PRESSURE LOWER LEVEL	0.000	0.000
SEISMIC PRESSURE UPPER LEVEL	0.000	0.000

==========end of step 5

STEP NO. 6

	LEFT WALL	RIGHT WALL
Y	0.000	-0.9990E+30
Z-PC	0.000	0.000
Z-EXCAVATION	-9.300	0.000
Z-WATER_TABLE	-18.00	-0.9990E+30
Q_AT_THE_FREE_FIELD_LEVEL	0.000	0.000
ZQ	0.000	0.000
DZW_OF_THE_WATER_TABLE	0.000	0.000
QS_ON_THE_EXCAVATION_SIDE	0.000	0.000
ZQS	-0.9990E+30	-0.9990E+30
ZCUT	0.000	0.000
BALANCE LEVEL FOR PORE PRESSURES	-15.50	-15.50
WATER_BEHAVIOUR_FLAG (LINING OPT)	0.000	0.000
PORE_UPDATE_FLAG	0.000	0.000
PORE_TAB. _FLAG (gt.0= use tabs)	0.000	0.000
lateral thrusts reduction elevatio	0.000	0.000
Downhill reduction factor for effe	0.000	0.000
Downhill reduction factor for pore	0.000	0.000

```
Uphill reduction factor for effect      0.000         0.000
Uphill reduction factor for pore p      0.000         0.000
SEISMIC HORIZONTAL ACCEL. Kh [g]        0.000         0.000
UPHILL VERTICAL ACCEL.  Kv_uh [g]       0.000         0.000
DOWNHILL VERTICAL ACCEL.Kv_dh [g]       0.000         0.000
UPHILL BETA ANGLE (SLOPE) [deg]         0.000         0.000
UPHILL DELTA/PHI RATIO                  0.000         0.000
DOWNHILL BETA ANGLE (SLOPE) [deg]       0.000         0.000
DOWNHILL DELTA/PHI RATIO                0.000         0.000
DYN.WATER BEHAVIOUR                     0.000         0.000
Excess pore pressure RATIO Ru           0.000         0.000
SEISMIC PRESSURE LOWER VALUE            0.000         0.000
SEISMIC PRESSURE UPPER VALUE            0.000         0.000
SEISMIC PRESSURE LOWER LEVEL            0.000         0.000
SEISMIC PRESSURE UPPER LEVEL            0.000         0.000

================================================================================================================end of step    6


 LEFT-HAND WALL

 LOWER  LEVEL         -15.50000
 UPPER  LEVEL           0.00000

 RIGHT-HAND WALL

 LOWER  LEVEL         -15.50000
 UPPER  LEVEL           0.00000
```

```
+-------------------------------------------------------------------------------------------------------------------------+
|                  PARATIEPLUS(TM)   NLS ENGINE RELEASE  2018.0    FULL VERSION  *Build date:Nov 13, 2017*              |
|                                                                                                                         |
|                          NewProject.BaseDesignSection_28.SLERaraFrequenteQuasiPermanente_1153                           |
|                                   Exe Time : 4 September 2018 18:06:50                                                  |
+-------------------------------------------------------------------------------------------------------------------------+
 I N I T I A L   S T R E S S   T A B L E S

            S E C T I O N

 NUMBER OF DEFINED TABLES             2


INPUT DATA FOR INITIAL STRESS SET NO.    1
PERTAINING SOIL ELEMENTS AT Y-COORD    0.0000

ACTIVATION TIME                              1.0000
END TIME (TIME BEYOND WHICH IT IS REMOVED)   6.0000

TYPE BOUSSINESQ

 HORIZONTAL DISTANCE (DY)           1.00000000000000
 FOUNDATION WIDTH    (B)            15.0000000000000
 ZETA-F.....                   0.000000000000000E+000
 Q-F .....                      20.0000000000000
 BETA .....                     45.0000000000000
 BEHAVIOUR (0=FREE, 1=REFLECTING)  0.000000000000000E+000


INPUT DATA FOR INITIAL STRESS SET NO.    2
PERTAINING SOIL ELEMENTS AT Y-COORD    0.0000

ACTIVATION TIME                              1.0000
END TIME (TIME BEYOND WHICH IT IS REMOVED)   6.0000

TYPE BOUSSINESQ

 HORIZONTAL DISTANCE (DY)           22.0000000000000
 FOUNDATION WIDTH    (B)            17.0000000000000
 ZETA-F.....                    2.70000000000000
 Q-F .....                      20.0000000000000
 BETA .....                     45.0000000000000
 BEHAVIOUR (0=FREE, 1=REFLECTING)  0.000000000000000E+000


 ELEMENT GROUPS BACKUP AREA CAN STAY IN CORE AT
 POSITION        7318

 NO. OF D.P.W  FOR THIS AREA      12023
 MAX NO. OF D.P.W. AVAILABLE      81920
 ** MAX NO OF ITERATIONS SET TO          40

ITER     0 RNORM = 0.000     RMNORM= 0.000
           RINORM=0.3602E+05 RIMNOR= 0.000
           RENORM=0.2603E-28 REMNOR= 0.000     RATIO =0.2688E-16 TOLER =0.1000E-03      CONVERGED !
           RFMAX = 25.33     RMMAX = 0.000
           RTSMAL=0.1000E-03 RMSMAL= 0.000
           RDT   =0.3602E+05 RDR   = 0.000
           RATIOT=0.2688E-16 RATIOR= 0.000
           MAX UN=0.1776E-14 IEQ=   391 NODE     79 DOF   1  Y-DISPL.F
           MIN UN=-.3553E-14 IEQ=   186 NODE     38 DOF   1  Y-DISPL.F
           NO. OF CONTACT CONSTRAINT VIOLATIONS     0
```

```
+-------------------------------------------------------------------------------------------------------------------------------+
|                   PARATIEPLUS(TM)   NLS ENGINE RELEASE  2018.0    FULL VERSION  *Build date:Nov 13, 2017*                    |
|                                                                                                                               |
|                            NewProject.BaseDesignSection_28.SLERaraFrequenteQuasiPermanente_1153                               |
|                                     Exe Time : 4 September 2018 18:06:50                                                      |
+-------------------------------------------------------------------------------------------------------------------------------+
New Project
SOLUTION REACHED USING     0 ITERATIONS ON   40

no equilibrium iterations were performed to
obtain current solution

P R I N T   O U T   F O R   T I M E   S T E P    1     ( AT TIME   1.000     )

PRINT OUT OF ACTIVE COMPONENTS (FIXED NODES ARE NOT PRINTED OUT)
```

	Y-DISPL.F (02)	X-ROT. F (04)	Y-DISPL.S (08)	X-ROT. S (10)	Y-FORCE (14)	GAP	C-FORCE
1	0.000000	0.000000	0.000000	0.000000	0.000000	0.000000	0.000000
2	0.000000	0.000000	0.000000	0.000000	0.000000	0.000000	0.000000
3	0.000000	0.000000	0.000000	0.000000	0.000000	0.000000	0.000000
4	0.000000	0.000000	0.000000	0.000000	0.000000	0.000000	0.000000
5	0.000000	0.000000	0.000000	0.000000	0.000000	0.000000	0.000000
6	0.000000	0.000000	0.000000	0.000000	0.000000	0.000000	0.000000
7	0.000000	0.000000	0.000000	0.000000	0.000000	0.000000	0.000000
8	0.000000	0.000000	0.000000	0.000000	0.000000	0.000000	0.000000
9	0.000000	0.000000	0.000000	0.000000	0.000000	0.000000	0.000000
10	0.000000	0.000000	0.000000	0.000000	0.000000	0.000000	0.000000
11	0.000000	0.000000	0.000000	0.000000	0.000000	0.000000	0.000000
12	0.000000	0.000000	0.000000	0.000000	0.000000	0.000000	0.000000
13	0.000000	0.000000	0.000000	0.000000	0.000000	0.000000	0.000000
14	0.000000	0.000000	0.000000	0.000000	0.000000	0.000000	0.000000
15	0.000000	0.000000	0.000000	0.000000	0.000000	0.000000	0.000000
16	0.000000	0.000000	0.000000	0.000000	0.000000	0.000000	0.000000
17	0.000000	0.000000	0.000000	0.000000	0.000000	0.000000	0.000000
18	0.000000	0.000000	0.000000	0.000000	0.000000	0.000000	0.000000
19	0.000000	0.000000	0.000000	0.000000	0.000000	0.000000	0.000000
20	0.000000	0.000000	0.000000	0.000000	0.000000	0.000000	0.000000
21	0.000000	0.000000	0.000000	0.000000	0.000000	0.000000	0.000000
22	0.000000	0.000000	0.000000	0.000000	0.000000	0.000000	0.000000
23	0.000000	0.000000	0.000000	0.000000	0.000000	0.000000	0.000000
24	0.000000	0.000000	0.000000	0.000000	0.000000	0.000000	0.000000
25	0.000000	0.000000	0.000000	0.000000	0.000000	0.000000	0.000000
26	0.000000	0.000000	0.000000	0.000000	0.000000	0.000000	0.000000
27	0.000000	0.000000	0.000000	0.000000	0.000000	0.000000	0.000000
28	0.000000	0.000000	0.000000	0.000000	0.000000	0.000000	0.000000
29	0.000000	0.000000	0.000000	0.000000	0.000000	0.000000	0.000000
30	0.000000	0.000000	0.000000	0.000000	0.000000	0.000000	0.000000
31	0.000000	0.000000	0.000000	0.000000	0.000000	0.000000	0.000000
32	0.000000	0.000000	0.000000	0.000000	0.000000	0.000000	0.000000
33	0.000000	0.000000	0.000000	0.000000	0.000000	0.000000	0.000000
34	0.000000	0.000000	0.000000	0.000000	0.000000	0.000000	0.000000
35	0.000000	0.000000	0.000000	0.000000	0.000000	0.000000	0.000000
36	0.000000	0.000000	0.000000	0.000000	0.000000	0.000000	0.000000
37	0.000000	0.000000	0.000000	0.000000	0.000000	0.000000	0.000000
38	0.000000	0.000000	0.000000	0.000000	0.000000	0.000000	0.000000
39	0.000000	0.000000	0.000000	0.000000	0.000000	0.000000	0.000000
40	0.000000	0.000000	0.000000	0.000000	0.000000	0.000000	0.000000
41	0.000000	0.000000	0.000000	0.000000	0.000000	0.000000	0.000000
42	0.000000	0.000000	0.000000	0.000000	0.000000	0.000000	0.000000
43	0.000000	0.000000	0.000000	0.000000	0.000000	0.000000	0.000000
44	0.000000	0.000000	0.000000	0.000000	0.000000	0.000000	0.000000
45	0.000000	0.000000	0.000000	0.000000	0.000000	0.000000	0.000000
46	0.000000	0.000000	0.000000	0.000000	0.000000	0.000000	0.000000
47	0.000000	0.000000	0.000000	0.000000	0.000000	0.000000	0.000000
48	0.000000	0.000000	0.000000	0.000000	0.000000	0.000000	0.000000
49	0.000000	0.000000	0.000000	0.000000	0.000000	0.000000	0.000000
50	0.000000	0.000000	0.000000	0.000000	0.000000	0.000000	0.000000
51	0.000000	0.000000	0.000000	0.000000	0.000000	0.000000	0.000000
52	0.000000	0.000000	0.000000	0.000000	0.000000	0.000000	0.000000

53	0.000000	0.000000	0.000000	0.000000	0.000000	0.000000	0.000000
54	0.000000	0.000000	0.000000	0.000000	0.000000	0.000000	0.000000
55	0.000000	0.000000	0.000000	0.000000	0.000000	0.000000	0.000000
56	0.000000	0.000000	0.000000	0.000000	0.000000	0.000000	0.000000
57	0.000000	0.000000	0.000000	0.000000	0.000000	0.000000	0.000000
58	0.000000	0.000000	0.000000	0.000000	0.000000	0.000000	0.000000
59	0.000000	0.000000	0.000000	0.000000	0.000000	0.000000	0.000000
60	0.000000	0.000000	0.000000	0.000000	0.000000	0.000000	0.000000
61	0.000000	0.000000	0.000000	0.000000	0.000000	0.000000	0.000000
62	0.000000	0.000000	0.000000	0.000000	0.000000	0.000000	0.000000
63	0.000000	0.000000	0.000000	0.000000	0.000000	0.000000	0.000000
64	0.000000	0.000000	0.000000	0.000000	0.000000	0.000000	0.000000
65	0.000000	0.000000	0.000000	0.000000	0.000000	0.000000	0.000000
66	0.000000	0.000000	0.000000	0.000000	0.000000	0.000000	0.000000
67	0.000000	0.000000	0.000000	0.000000	0.000000	0.000000	0.000000
68	0.000000	0.000000	0.000000	0.000000	0.000000	0.000000	0.000000
69	0.000000	0.000000	0.000000	0.000000	0.000000	0.000000	0.000000
70	0.000000	0.000000	0.000000	0.000000	0.000000	0.000000	0.000000
71	0.000000	0.000000	0.000000	0.000000	0.000000	0.000000	0.000000
72	0.000000	0.000000	0.000000	0.000000	0.000000	0.000000	0.000000
73	0.000000	0.000000	0.000000	0.000000	0.000000	0.000000	0.000000
74	0.000000	0.000000	0.000000	0.000000	0.000000	0.000000	0.000000
75	0.000000	0.000000	0.000000	0.000000	0.000000	0.000000	0.000000
76	0.000000	0.000000	0.000000	0.000000	0.000000	0.000000	0.000000
77	0.000000	0.000000	0.000000	0.000000	0.000000	0.000000	0.000000
78	0.000000	0.000000	0.000000	0.000000	0.000000	0.000000	0.000000
79	0.000000	0.000000	0.000000	0.000000	0.000000	0.000000	0.000000

```
+-------------------------------------------------------------------------------------------------------------------------------+
|                   PARATIEPLUS(TM)   NLS ENGINE RELEASE  2018.0    FULL VERSION  *Build date:Nov 13, 2017*                    |
|                                                                                                                               |
|                          NewProject.BaseDesignSection_28.SLERaraFrequenteQuasiPermanente_1153                                 |
|                                   Exe Time : 4 September 2018 18:06:50                                                        |
+-------------------------------------------------------------------------------------------------------------------------------+
New Project


S T R E S S   R E S U L T S   F O R   G R O U P   N O.   1

0_L                                                              :
ELEMENT TYPE    5 NO.OF ELEMENTS. IN THIS GROUP   79
C U R R E N T   T I M E   I S      1.0000

 HARDENING 2D SOIL ELEMENT

 ****** TOTAL STRESS FORMULATION *****

  EL *   FORCE     DISPL-Y  VERTICAL-P  HORIZON.-P     MAX-V-P     MAX-H-P           STATE   STIFFNESS Z-LEVEL      PORE
E FACTOR    UFACTOR       Peq           Su_a         Su_p     LAYER
 ------------------------------------------------------------------------------------------------------------------------------
-------------------------------------------------------------------------------------------
   1 D  6.6846E-02   0.000      6.3056E-03  0.6685      6.3056E-03  0.6685            V-C  2.5143E+04   0.000       0.000
1.000       1.000      0.6685       0.000       0.000     DI1_164_167_L_0
   2 D  0.9275       0.000       3.240       4.638       3.240       4.638            V-C  2.5143E+04 -0.2000       0.000
1.000       1.000       4.638       0.000       0.000     DI1_164_167_L_0
   3 D   1.652       0.000       6.637       8.262       6.637       8.262            V-C  2.5143E+04 -0.4000       0.000
1.000       1.000       8.262       0.000       0.000     DI1_164_167_L_0
   4 D   2.276       0.000       10.24       11.38       10.24       11.38            V-C  2.5143E+04 -0.6000       0.000
1.000       1.000       11.38       0.000       0.000     DI1_164_167_L_0
   5 D   2.804       0.000       14.00       14.02       14.00       14.02            V-C  2.5143E+04 -0.8000       0.000
1.000       1.000       14.02       0.000       0.000     DI1_164_167_L_0
   6 D   3.258       0.000       17.83       16.29       17.83       16.29            V-C  2.5143E+04  -1.000       0.000
1.000       1.000       16.29       0.000       0.000     DI1_164_167_L_0
   7 D   3.661       0.000       21.70       18.30       21.70       18.30            V-C  2.5143E+04  -1.200       0.000
1.000       1.000       18.30       0.000       0.000     DI1_164_167_L_0
   8 D   4.029       0.000       25.76       20.14       25.76       20.14            V-C  2.5143E+04  -1.400       0.000
1.000       1.000       20.14       0.000       0.000     DI1_164_167_L_0
   9 D   4.375       0.000       29.67       21.87       29.67       21.87            V-C  2.5143E+04  -1.600       0.000
1.000       1.000       21.87       0.000       0.000     DI1_164_167_L_0
  10 D   4.706       0.000       34.27       23.53       34.27       23.53            V-C  2.5143E+04  -1.800       0.000
1.000       1.000       23.53       0.000       0.000     DI1_164_167_L_0
  11 D   5.028       0.000       37.91       25.14       37.91       25.14            V-C  2.5143E+04  -2.000       0.000
1.000       1.000       25.14       0.000       0.000     DI1_164_167_L_0
  12 D   5.343       0.000       41.48       26.72       41.48       26.72            V-C  2.5143E+04  -2.200       0.000
1.000       1.000       26.72       0.000       0.000     DI1_164_167_L_0
  13 D   5.654       0.000       45.62       28.27       45.62       28.27            V-C  2.5143E+04  -2.400       0.000
1.000       1.000       28.27       0.000       0.000     DI1_164_167_L_0
  14 D   5.961       0.000       49.06       29.81       49.06       29.81            V-C  2.5143E+04  -2.600       0.000
1.000       1.000       29.81       0.000       0.000     DI1_164_167_L_0
  15 D   6.267       0.000       52.48       31.33       52.48       31.33            V-C  2.5143E+04  -2.800       0.000
1.000       1.000       31.33       0.000       0.000     DI1_164_167_L_0
  16 D   6.571       0.000       56.37       32.85       56.37       32.85            V-C  2.5143E+04  -3.000       0.000
1.000       1.000       32.85       0.000       0.000     DI1_164_167_L_0
  17 D   6.873       0.000       59.72       34.37       59.72       34.37            V-C  2.5143E+04  -3.200       0.000
1.000       1.000       34.37       0.000       0.000     DI1_164_167_L_0
  18 D   7.175       0.000       63.49       35.88       63.49       35.88            V-C  2.5143E+04  -3.400       0.000
1.000       1.000       35.88       0.000       0.000     DI1_164_167_L_0
  19 D   7.477       0.000       66.79       37.38       66.79       37.38            V-C  2.5143E+04  -3.600       0.000
1.000       1.000       37.38       0.000       0.000     DI1_164_167_L_0
  20 D   7.778       0.000       70.09       38.89       70.09       38.89            V-C  2.5143E+04  -3.800       0.000
1.000       1.000       38.89       0.000       0.000     DI1_164_167_L_0
  21 D   8.078       0.000       73.38       40.39       73.38       40.39            V-C  2.5143E+04  -4.000       0.000
1.000       1.000       40.39       0.000       0.000     DI1_164_167_L_0
  22 D   8.379       0.000       77.01       41.89       77.01       41.89            V-C  2.5143E+04  -4.200       0.000
1.000       1.000       41.89       0.000       0.000     DI1_164_167_L_0
  23 D   8.679       0.000       80.27       43.40       80.27       43.40            V-C  2.5143E+04  -4.400       0.000
1.000       1.000       43.40       0.000       0.000     DI1_164_167_L_0
  24 D   8.980       0.000       83.53       44.90       83.53       44.90            V-C  2.5143E+04  -4.600       0.000
1.000       1.000       44.90       0.000       0.000     DI1_164_167_L_0
```

25	D	9.280	0.000	87.10	46.40	87.10	46.40	V-C	2.5143E+04	-4.800	0.000
1.000		1.000	46.40	0.000	0.000	DI1_164_167_L_0					
26	D	9.581	0.000	90.34	47.90	90.34	47.90	V-C	6.0600E+04	-5.000	0.000
1.000		1.000	47.90	0.000	0.000	DI2_165_168_L_0					
27	D	9.882	0.000	93.58	49.41	93.58	49.41	V-C	6.0600E+04	-5.200	0.000
1.000		1.000	49.41	0.000	0.000	DI2_165_168_L_0					
28	D	10.18	0.000	97.10	50.91	97.10	50.91	V-C	6.0600E+04	-5.400	0.000
1.000		1.000	50.91	0.000	0.000	DI2_165_168_L_0					
29	D	10.48	0.000	100.3	52.42	100.3	52.42	V-C	6.0600E+04	-5.600	0.000
1.000		1.000	52.42	0.000	0.000	DI2_165_168_L_0					
30	D	10.78	0.000	103.6	53.92	103.6	53.92	V-C	6.0600E+04	-5.800	0.000
1.000		1.000	53.92	0.000	0.000	DI2_165_168_L_0					
31	D	11.09	0.000	107.0	55.43	107.0	55.43	V-C	6.0600E+04	-6.000	0.000
1.000		1.000	55.43	0.000	0.000	DI2_165_168_L_0					
32	D	11.39	0.000	110.3	56.94	110.3	56.94	V-C	6.0600E+04	-6.200	0.000
1.000		1.000	56.94	0.000	0.000	DI2_165_168_L_0					
33	D	11.69	0.000	113.5	58.44	113.5	58.44	V-C	6.0600E+04	-6.400	0.000
1.000		1.000	58.44	0.000	0.000	DI2_165_168_L_0					
34	D	11.99	0.000	116.9	59.95	116.9	59.95	V-C	6.0600E+04	-6.600	0.000
1.000		1.000	59.95	0.000	0.000	DI2_165_168_L_0					
35	D	12.29	0.000	120.1	61.46	120.1	61.46	V-C	6.0600E+04	-6.800	0.000
1.000		1.000	61.46	0.000	0.000	DI2_165_168_L_0					
36	D	12.60	0.000	123.3	62.98	123.3	62.98	V-C	6.0600E+04	-7.000	0.000
1.000		1.000	62.98	0.000	0.000	DI2_165_168_L_0					
37	D	12.90	0.000	126.8	64.49	126.8	64.49	V-C	6.0600E+04	-7.200	0.000
1.000		1.000	64.49	0.000	0.000	DI2_165_168_L_0					
38	D	13.20	0.000	130.0	66.00	130.0	66.00	V-C	6.0600E+04	-7.400	0.000
1.000		1.000	66.00	0.000	0.000	DI2_165_168_L_0					
39	D	13.50	0.000	133.2	67.52	133.2	67.52	V-C	6.0600E+04	-7.600	0.000
1.000		1.000	67.52	0.000	0.000	DI2_165_168_L_0					
40	D	13.81	0.000	136.6	69.03	136.6	69.03	V-C	6.0600E+04	-7.800	0.000
1.000		1.000	69.03	0.000	0.000	DI2_165_168_L_0					
41	D	14.11	0.000	139.8	70.55	139.8	70.55	V-C	6.0600E+04	-8.000	0.000
1.000		1.000	70.55	0.000	0.000	DI2_165_168_L_0					
42	D	14.41	0.000	143.0	72.07	143.0	72.07	V-C	6.0600E+04	-8.200	0.000
1.000		1.000	72.07	0.000	0.000	DI2_165_168_L_0					
43	D	14.72	0.000	146.4	73.59	146.4	73.59	V-C	6.0600E+04	-8.400	0.000
1.000		1.000	73.59	0.000	0.000	DI2_165_168_L_0					
44	D	15.02	0.000	149.6	75.11	149.6	75.11	V-C	6.0600E+04	-8.600	0.000
1.000		1.000	75.11	0.000	0.000	DI2_165_168_L_0					
45	D	15.33	0.000	152.8	76.63	152.8	76.63	V-C	6.0600E+04	-8.800	0.000
1.000		1.000	76.63	0.000	0.000	DI2_165_168_L_0					
46	D	15.63	0.000	156.2	78.16	156.2	78.16	V-C	6.0600E+04	-9.000	0.000
1.000		1.000	78.16	0.000	0.000	DI2_165_168_L_0					
47	D	11.95	0.000	159.4	79.68	159.4	79.68	V-C	6.0600E+04	-9.200	0.000
1.000		1.000	79.68	0.000	0.000	DI2_165_168_L_0					
48	D	12.07	0.000	161.1	80.44	161.1	80.44	V-C	6.0600E+04	-9.300	0.000
1.000		1.000	80.44	0.000	0.000	DI2_165_168_L_0					
49	D	16.39	0.000	164.3	81.97	164.3	81.97	V-C	6.0600E+04	-9.500	0.000
1.000		1.000	81.97	0.000	0.000	DI2_165_168_L_0					
50	D	16.70	0.000	167.5	83.50	167.5	83.50	V-C	6.0600E+04	-9.700	0.000
1.000		1.000	83.50	0.000	0.000	DI2_165_168_L_0					
51	D	17.00	0.000	170.8	85.02	170.8	85.02	V-C	6.0600E+04	-9.900	0.000
1.000		1.000	85.02	0.000	0.000	DI2_165_168_L_0					
52	D	17.31	0.000	174.0	86.55	174.0	86.55	V-C	6.0600E+04	-10.10	0.000
1.000		1.000	86.55	0.000	0.000	DI2_165_168_L_0					
53	D	17.62	0.000	177.2	88.09	177.2	88.09	V-C	6.0600E+04	-10.30	0.000
1.000		1.000	88.09	0.000	0.000	DI2_165_168_L_0					
54	D	17.92	0.000	180.6	89.62	180.6	89.62	V-C	6.0600E+04	-10.50	0.000
1.000		1.000	89.62	0.000	0.000	DI2_165_168_L_0					
55	D	18.23	0.000	183.8	91.15	183.8	91.15	V-C	6.0600E+04	-10.70	0.000
1.000		1.000	91.15	0.000	0.000	DI2_165_168_L_0					
56	D	18.54	0.000	187.0	92.68	187.0	92.68	V-C	6.0600E+04	-10.90	0.000
1.000		1.000	92.68	0.000	0.000	DI2_165_168_L_0					
57	D	18.84	0.000	190.3	94.22	190.3	94.22	V-C	6.0600E+04	-11.10	0.000
1.000		1.000	94.22	0.000	0.000	DI2_165_168_L_0					
58	D	19.15	0.000	193.5	95.76	193.5	95.76	V-C	6.0600E+04	-11.30	0.000
1.000		1.000	95.76	0.000	0.000	DI2_165_168_L_0					
59	D	19.46	0.000	196.7	97.29	196.7	97.29	V-C	6.0600E+04	-11.50	0.000
1.000		1.000	97.29	0.000	0.000	DI2_165_168_L_0					
60	D	19.77	0.000	200.0	98.83	200.0	98.83	V-C	6.0600E+04	-11.70	0.000
1.000		1.000	98.83	0.000	0.000	DI2_165_168_L_0					
61	D	20.07	0.000	203.2	100.4	203.2	100.4	V-C	6.0600E+04	-11.90	0.000
1.000		1.000	100.4	0.000	0.000	DI2_165_168_L_0					

62 D	20.38	0.000	206.4	101.9	206.4	101.9	V-C	6.0600E+04	-12.10	0.000	
1.000	1.000	101.9	0.000	0.000	DI2_165_168_L_0						
63 D	20.69	0.000	209.8	103.5	209.8	103.5	V-C	6.0600E+04	-12.30	0.000	
1.000	1.000	103.5	0.000	0.000	DI2_165_168_L_0						
64 D	21.00	0.000	213.0	105.0	213.0	105.0	V-C	6.0600E+04	-12.50	0.000	
1.000	1.000	105.0	0.000	0.000	DI2_165_168_L_0						
65 D	21.31	0.000	216.2	106.5	216.2	106.5	V-C	6.0600E+04	-12.70	0.000	
1.000	1.000	106.5	0.000	0.000	DI2_165_168_L_0						
66 D	21.62	0.000	219.5	108.1	219.5	108.1	V-C	6.0600E+04	-12.90	0.000	
1.000	1.000	108.1	0.000	0.000	DI2_165_168_L_0						
67 D	21.93	0.000	222.7	109.6	222.7	109.6	V-C	6.0600E+04	-13.10	0.000	
1.000	1.000	109.6	0.000	0.000	DI2_165_168_L_0						
68 D	22.23	0.000	225.9	111.2	225.9	111.2	V-C	6.0600E+04	-13.30	0.000	
1.000	1.000	111.2	0.000	0.000	DI2_165_168_L_0						
69 D	22.54	0.000	229.2	112.7	229.2	112.7	V-C	6.0600E+04	-13.50	0.000	
1.000	1.000	112.7	0.000	0.000	DI2_165_168_L_0						
70 D	22.85	0.000	232.4	114.3	232.4	114.3	V-C	6.0600E+04	-13.70	0.000	
1.000	1.000	114.3	0.000	0.000	DI2_165_168_L_0						
71 D	23.16	0.000	235.6	115.8	235.6	115.8	V-C	6.0600E+04	-13.90	0.000	
1.000	1.000	115.8	0.000	0.000	DI2_165_168_L_0						
72 D	23.47	0.000	238.9	117.4	238.9	117.4	V-C	6.0600E+04	-14.10	0.000	
1.000	1.000	117.4	0.000	0.000	DI2_165_168_L_0						
73 D	23.78	0.000	242.1	118.9	242.1	118.9	V-C	6.0600E+04	-14.30	0.000	
1.000	1.000	118.9	0.000	0.000	DI2_165_168_L_0						
74 D	24.09	0.000	245.3	120.5	245.3	120.5	V-C	6.0600E+04	-14.50	0.000	
1.000	1.000	120.5	0.000	0.000	DI2_165_168_L_0						
75 D	24.40	0.000	248.6	122.0	248.6	122.0	V-C	6.0600E+04	-14.70	0.000	
1.000	1.000	122.0	0.000	0.000	DI2_165_168_L_0						
76 D	24.71	0.000	251.8	123.6	251.8	123.6	V-C	6.0600E+04	-14.90	0.000	
1.000	1.000	123.6	0.000	0.000	DI2_165_168_L_0						
77 D	25.02	0.000	255.0	125.1	255.0	125.1	V-C	6.0600E+04	-15.10	0.000	
1.000	1.000	125.1	0.000	0.000	DI2_165_168_L_0						
78 D	25.33	0.000	258.3	126.7	258.3	126.7	V-C	6.0600E+04	-15.30	0.000	
1.000	1.000	126.7	0.000	0.000	DI2_165_168_L_0						
79 D	12.82	0.000	261.5	128.2	261.5	128.2	V-C	6.0600E+04	-15.50	0.000	
1.000	1.000	128.2	0.000	0.000	DI2_165_168_L_0						

```
+-------------------------------------------------------------------------------------------------------------------------------+
|                   PARATIEPLUS(TM)   NLS ENGINE RELEASE  2018.0    FULL VERSION  *Build date:Nov 13, 2017*                    |
|                                                                                                                               |
|                          NewProject.BaseDesignSection_28.SLERaraFrequenteQuasiPermanente_1153                                 |
|                                   Exe Time : 4 September 2018 18:06:50                                                        |
+-------------------------------------------------------------------------------------------------------------------------------+
New Project


S T R E S S   R E S U L T S   F O R   G R O U P   N O.   2

0_R                                                              :
ELEMENT TYPE    5 NO.OF ELEMENTS. IN THIS GROUP   79
C U R R E N T   T I M E   I S      1.0000

 HARDENING 2D SOIL ELEMENT

 ****** TOTAL STRESS FORMULATION *****

  EL *   FORCE     DISPL-Y  VERTICAL-P  HORIZON.-P     MAX-V-P     MAX-H-P           STATE   STIFFNESS Z-LEVEL      PORE
E FACTOR    UFACTOR       Peq           Su_a         Su_p     LAYER
 ------------------------------------------------------------------------------------------------------------------------------
-------------------------------------------------------------------------------------------
   1 D  6.6846E-02   0.000       0.000      0.6685       0.000      0.6685             V-C  1.6762E+04   0.000       0.000
1.000       1.000      0.6685       0.000       0.000     DI1_164_167_L_0
   2 D  0.9275       0.000       3.200       4.638       3.200       4.638             V-C  1.6762E+04 -0.2000       0.000
1.000       1.000       4.638       0.000       0.000     DI1_164_167_L_0
   3 D   1.652       0.000       6.400       8.262       6.400       8.262             V-C  1.6762E+04 -0.4000       0.000
1.000       1.000       8.262       0.000       0.000     DI1_164_167_L_0
   4 D   2.276       0.000       9.600       11.38       9.600       11.38             V-C  1.6762E+04 -0.6000       0.000
1.000       1.000       11.38       0.000       0.000     DI1_164_167_L_0
   5 D   2.804       0.000       12.80       14.02       12.80       14.02             V-C  1.6762E+04 -0.8000       0.000
1.000       1.000       14.02       0.000       0.000     DI1_164_167_L_0
   6 D   3.258       0.000       16.00       16.29       16.00       16.29             V-C  1.6762E+04  -1.000       0.000
1.000       1.000       16.29       0.000       0.000     DI1_164_167_L_0
   7 D   3.661       0.000       19.20       18.30       19.20       18.30             V-C  1.6762E+04  -1.200       0.000
1.000       1.000       18.30       0.000       0.000     DI1_164_167_L_0
   8 D   4.029       0.000       22.40       20.14       22.40       20.14             V-C  1.6762E+04  -1.400       0.000
1.000       1.000       20.14       0.000       0.000     DI1_164_167_L_0
   9 D   4.375       0.000       25.60       21.87       25.60       21.87             V-C  1.6762E+04  -1.600       0.000
1.000       1.000       21.87       0.000       0.000     DI1_164_167_L_0
  10 D   4.706       0.000       28.80       23.53       28.80       23.53             V-C  1.6762E+04  -1.800       0.000
1.000       1.000       23.53       0.000       0.000     DI1_164_167_L_0
  11 D   5.028       0.000       32.00       25.14       32.00       25.14             V-C  1.6762E+04  -2.000       0.000
1.000       1.000       25.14       0.000       0.000     DI1_164_167_L_0
  12 D   5.343       0.000       35.20       26.72       35.20       26.72             V-C  1.6762E+04  -2.200       0.000
1.000       1.000       26.72       0.000       0.000     DI1_164_167_L_0
  13 D   5.654       0.000       38.40       28.27       38.40       28.27             V-C  1.6762E+04  -2.400       0.000
1.000       1.000       28.27       0.000       0.000     DI1_164_167_L_0
  14 D   5.961       0.000       41.60       29.81       41.60       29.81             V-C  1.6762E+04  -2.600       0.000
1.000       1.000       29.81       0.000       0.000     DI1_164_167_L_0
  15 D   6.267       0.000       44.80       31.33       44.80       31.33             V-C  1.6762E+04  -2.800       0.000
1.000       1.000       31.33       0.000       0.000     DI1_164_167_L_0
  16 D   6.571       0.000       48.00       32.85       48.00       32.85             V-C  1.6762E+04  -3.000       0.000
1.000       1.000       32.85       0.000       0.000     DI1_164_167_L_0
  17 D   6.873       0.000       51.20       34.37       51.20       34.37             V-C  1.6762E+04  -3.200       0.000
1.000       1.000       34.37       0.000       0.000     DI1_164_167_L_0
  18 D   7.175       0.000       54.40       35.88       54.40       35.88             V-C  1.6762E+04  -3.400       0.000
1.000       1.000       35.88       0.000       0.000     DI1_164_167_L_0
  19 D   7.477       0.000       57.60       37.38       57.60       37.38             V-C  1.6762E+04  -3.600       0.000
1.000       1.000       37.38       0.000       0.000     DI1_164_167_L_0
  20 D   7.778       0.000       60.80       38.89       60.80       38.89             V-C  1.6762E+04  -3.800       0.000
1.000       1.000       38.89       0.000       0.000     DI1_164_167_L_0
  21 D   8.078       0.000       64.00       40.39       64.00       40.39             V-C  1.6762E+04  -4.000       0.000
1.000       1.000       40.39       0.000       0.000     DI1_164_167_L_0
  22 D   8.379       0.000       67.20       41.89       67.20       41.89             V-C  1.6762E+04  -4.200       0.000
1.000       1.000       41.89       0.000       0.000     DI1_164_167_L_0
  23 D   8.679       0.000       70.40       43.40       70.40       43.40             V-C  1.6762E+04  -4.400       0.000
1.000       1.000       43.40       0.000       0.000     DI1_164_167_L_0
  24 D   8.980       0.000       73.60       44.90       73.60       44.90             V-C  1.6762E+04  -4.600       0.000
1.000       1.000       44.90       0.000       0.000     DI1_164_167_L_0
```

25	D	9.280	0.000	76.80	46.40	76.80	46.40	V-C	1.6762E+04	-4.800	0.000	
1.000		1.000	46.40	0.000	0.000	DI1_164_167_L_0						
26	D	9.581	0.000	80.00	47.90	80.00	47.90	V-C	3.5730E+04	-5.000	0.000	
1.000		1.000	47.90	0.000	0.000	DI2_165_168_L_0						
27	D	9.882	0.000	83.20	49.41	83.20	49.41	V-C	3.5730E+04	-5.200	0.000	
1.000		1.000	49.41	0.000	0.000	DI2_165_168_L_0						
28	D	10.18	0.000	86.40	50.91	86.40	50.91	V-C	3.5730E+04	-5.400	0.000	
1.000		1.000	50.91	0.000	0.000	DI2_165_168_L_0						
29	D	10.48	0.000	89.60	52.42	89.60	52.42	V-C	3.5730E+04	-5.600	0.000	
1.000		1.000	52.42	0.000	0.000	DI2_165_168_L_0						
30	D	10.78	0.000	92.80	53.92	92.80	53.92	V-C	3.5730E+04	-5.800	0.000	
1.000		1.000	53.92	0.000	0.000	DI2_165_168_L_0						
31	D	11.09	0.000	96.00	55.43	96.00	55.43	V-C	3.5730E+04	-6.000	0.000	
1.000		1.000	55.43	0.000	0.000	DI2_165_168_L_0						
32	D	11.39	0.000	99.20	56.94	99.20	56.94	V-C	3.5730E+04	-6.200	0.000	
1.000		1.000	56.94	0.000	0.000	DI2_165_168_L_0						
33	D	11.69	0.000	102.4	58.44	102.4	58.44	V-C	3.5730E+04	-6.400	0.000	
1.000		1.000	58.44	0.000	0.000	DI2_165_168_L_0						
34	D	11.99	0.000	105.6	59.95	105.6	59.95	V-C	3.5730E+04	-6.600	0.000	
1.000		1.000	59.95	0.000	0.000	DI2_165_168_L_0						
35	D	12.29	0.000	108.8	61.46	108.8	61.46	V-C	3.5730E+04	-6.800	0.000	
1.000		1.000	61.46	0.000	0.000	DI2_165_168_L_0						
36	D	12.60	0.000	112.0	62.98	112.0	62.98	V-C	3.5730E+04	-7.000	0.000	
1.000		1.000	62.98	0.000	0.000	DI2_165_168_L_0						
37	D	12.90	0.000	115.2	64.49	115.2	64.49	V-C	3.5730E+04	-7.200	0.000	
1.000		1.000	64.49	0.000	0.000	DI2_165_168_L_0						
38	D	13.20	0.000	118.4	66.00	118.4	66.00	V-C	3.5730E+04	-7.400	0.000	
1.000		1.000	66.00	0.000	0.000	DI2_165_168_L_0						
39	D	13.50	0.000	121.6	67.52	121.6	67.52	V-C	3.5730E+04	-7.600	0.000	
1.000		1.000	67.52	0.000	0.000	DI2_165_168_L_0						
40	D	13.81	0.000	124.8	69.03	124.8	69.03	V-C	3.5730E+04	-7.800	0.000	
1.000		1.000	69.03	0.000	0.000	DI2_165_168_L_0						
41	D	14.11	0.000	128.0	70.55	128.0	70.55	V-C	3.5730E+04	-8.000	0.000	
1.000		1.000	70.55	0.000	0.000	DI2_165_168_L_0						
42	D	14.41	0.000	131.2	72.07	131.2	72.07	V-C	3.5730E+04	-8.200	0.000	
1.000		1.000	72.07	0.000	0.000	DI2_165_168_L_0						
43	D	14.72	0.000	134.4	73.59	134.4	73.59	V-C	3.5730E+04	-8.400	0.000	
1.000		1.000	73.59	0.000	0.000	DI2_165_168_L_0						
44	D	15.02	0.000	137.6	75.11	137.6	75.11	V-C	3.5730E+04	-8.600	0.000	
1.000		1.000	75.11	0.000	0.000	DI2_165_168_L_0						
45	D	15.33	0.000	140.8	76.63	140.8	76.63	V-C	3.5730E+04	-8.800	0.000	
1.000		1.000	76.63	0.000	0.000	DI2_165_168_L_0						
46	D	15.63	0.000	144.0	78.16	144.0	78.16	V-C	3.5730E+04	-9.000	0.000	
1.000		1.000	78.16	0.000	0.000	DI2_165_168_L_0						
47	D	11.95	0.000	147.2	79.68	147.2	79.68	V-C	3.5730E+04	-9.200	0.000	
1.000		1.000	79.68	0.000	0.000	DI2_165_168_L_0						
48	D	12.07	0.000	148.8	80.44	148.8	80.44	V-C	3.5730E+04	-9.300	0.000	
1.000		1.000	80.44	0.000	0.000	DI2_165_168_L_0						
49	D	16.39	0.000	152.0	81.97	152.0	81.97	V-C	3.5730E+04	-9.500	0.000	
1.000		1.000	81.97	0.000	0.000	DI2_165_168_L_0						
50	D	16.70	0.000	155.2	83.50	155.2	83.50	V-C	3.5730E+04	-9.700	0.000	
1.000		1.000	83.50	0.000	0.000	DI2_165_168_L_0						
51	D	17.00	0.000	158.4	85.02	158.4	85.02	V-C	3.5730E+04	-9.900	0.000	
1.000		1.000	85.02	0.000	0.000	DI2_165_168_L_0						
52	D	17.31	0.000	161.6	86.55	161.6	86.55	V-C	3.5730E+04	-10.10	0.000	
1.000		1.000	86.55	0.000	0.000	DI2_165_168_L_0						
53	D	17.62	0.000	164.8	88.09	164.8	88.09	V-C	3.5730E+04	-10.30	0.000	
1.000		1.000	88.09	0.000	0.000	DI2_165_168_L_0						
54	D	17.92	0.000	168.0	89.62	168.0	89.62	V-C	3.5730E+04	-10.50	0.000	
1.000		1.000	89.62	0.000	0.000	DI2_165_168_L_0						
55	D	18.23	0.000	171.2	91.15	171.2	91.15	V-C	3.5730E+04	-10.70	0.000	
1.000		1.000	91.15	0.000	0.000	DI2_165_168_L_0						
56	D	18.54	0.000	174.4	92.68	174.4	92.68	V-C	3.5730E+04	-10.90	0.000	
1.000		1.000	92.68	0.000	0.000	DI2_165_168_L_0						
57	D	18.84	0.000	177.6	94.22	177.6	94.22	V-C	3.5730E+04	-11.10	0.000	
1.000		1.000	94.22	0.000	0.000	DI2_165_168_L_0						
58	D	19.15	0.000	180.8	95.76	180.8	95.76	V-C	3.5730E+04	-11.30	0.000	
1.000		1.000	95.76	0.000	0.000	DI2_165_168_L_0						
59	D	19.46	0.000	184.0	97.29	184.0	97.29	V-C	3.5730E+04	-11.50	0.000	
1.000		1.000	97.29	0.000	0.000	DI2_165_168_L_0						
60	D	19.77	0.000	187.2	98.83	187.2	98.83	V-C	3.5730E+04	-11.70	0.000	
1.000		1.000	98.83	0.000	0.000	DI2_165_168_L_0						
61	D	20.07	0.000	190.4	100.4	190.4	100.4	V-C	3.5730E+04	-11.90	0.000	
1.000		1.000	100.4	0.000	0.000	DI2_165_168_L_0						

62 D	20.38	0.000	193.6	101.9	193.6	101.9	V-C	3.5730E+04	-12.10	0.000	
1.000	1.000	101.9	0.000	0.000	DI2_165_168_L_0						
63 D	20.69	0.000	196.8	103.5	196.8	103.5	V-C	3.5730E+04	-12.30	0.000	
1.000	1.000	103.5	0.000	0.000	DI2_165_168_L_0						
64 D	21.00	0.000	200.0	105.0	200.0	105.0	V-C	3.5730E+04	-12.50	0.000	
1.000	1.000	105.0	0.000	0.000	DI2_165_168_L_0						
65 D	21.31	0.000	203.2	106.5	203.2	106.5	V-C	3.5730E+04	-12.70	0.000	
1.000	1.000	106.5	0.000	0.000	DI2_165_168_L_0						
66 D	21.62	0.000	206.4	108.1	206.4	108.1	V-C	3.5730E+04	-12.90	0.000	
1.000	1.000	108.1	0.000	0.000	DI2_165_168_L_0						
67 D	21.93	0.000	209.6	109.6	209.6	109.6	V-C	3.5730E+04	-13.10	0.000	
1.000	1.000	109.6	0.000	0.000	DI2_165_168_L_0						
68 D	22.23	0.000	212.8	111.2	212.8	111.2	V-C	3.5730E+04	-13.30	0.000	
1.000	1.000	111.2	0.000	0.000	DI2_165_168_L_0						
69 D	22.54	0.000	216.0	112.7	216.0	112.7	V-C	3.5730E+04	-13.50	0.000	
1.000	1.000	112.7	0.000	0.000	DI2_165_168_L_0						
70 D	22.85	0.000	219.2	114.3	219.2	114.3	V-C	3.5730E+04	-13.70	0.000	
1.000	1.000	114.3	0.000	0.000	DI2_165_168_L_0						
71 D	23.16	0.000	222.4	115.8	222.4	115.8	V-C	3.5730E+04	-13.90	0.000	
1.000	1.000	115.8	0.000	0.000	DI2_165_168_L_0						
72 D	23.47	0.000	225.6	117.4	225.6	117.4	V-C	3.5730E+04	-14.10	0.000	
1.000	1.000	117.4	0.000	0.000	DI2_165_168_L_0						
73 D	23.78	0.000	228.8	118.9	228.8	118.9	V-C	3.5730E+04	-14.30	0.000	
1.000	1.000	118.9	0.000	0.000	DI2_165_168_L_0						
74 D	24.09	0.000	232.0	120.5	232.0	120.5	V-C	3.5730E+04	-14.50	0.000	
1.000	1.000	120.5	0.000	0.000	DI2_165_168_L_0						
75 D	24.40	0.000	235.2	122.0	235.2	122.0	V-C	3.5730E+04	-14.70	0.000	
1.000	1.000	122.0	0.000	0.000	DI2_165_168_L_0						
76 D	24.71	0.000	238.4	123.6	238.4	123.6	V-C	3.5730E+04	-14.90	0.000	
1.000	1.000	123.6	0.000	0.000	DI2_165_168_L_0						
77 D	25.02	0.000	241.6	125.1	241.6	125.1	V-C	3.5730E+04	-15.10	0.000	
1.000	1.000	125.1	0.000	0.000	DI2_165_168_L_0						
78 D	25.33	0.000	244.8	126.7	244.8	126.7	V-C	3.5730E+04	-15.30	0.000	
1.000	1.000	126.7	0.000	0.000	DI2_165_168_L_0						
79 D	12.82	0.000	248.0	128.2	248.0	128.2	V-C	3.5730E+04	-15.50	0.000	
1.000	1.000	128.2	0.000	0.000	DI2_165_168_L_0						

```
+-----------------------------------------------------------------------------------------------------------------------+
|                   PARATIEPLUS(TM)   NLS ENGINE RELEASE  2018.0    FULL VERSION  *Build date:Nov 13, 2017*              |
|                                                                                                                       |
|                          NewProject.BaseDesignSection_28.SLERaraFrequenteQuasiPermanente_1153                          |
|                                  Exe Time : 4 September 2018 18:06:50                                                 |
+-----------------------------------------------------------------------------------------------------------------------+
New Project


S T R E S S   R E S U L T S   F O R   G R O U P   N O.   3

WallElement_33                                                  :
ELEMENT TYPE    2 NO.OF ELEMENTS. IN THIS GROUP   78
C U R R E N T   T I M E   I S     1.0000

 WALL2D ELEMENT

   EL      TA          TB          MA          MB
-----------------------------------------------------
    1  0.0000      0.0000      0.0000      0.0000
    2  0.0000      0.0000      0.0000      0.0000
    3  0.0000      0.0000      0.0000      0.0000
    4  0.0000      0.0000      0.0000      0.0000
    5  0.0000      0.0000      0.0000      0.0000
    6  0.0000      0.0000      0.0000      0.0000
    7  0.0000      0.0000      0.0000      0.0000
    8  0.0000      0.0000      0.0000      0.0000
    9  0.0000      0.0000      0.0000      0.0000
   10  0.0000      0.0000      0.0000      0.0000
   11  0.0000      0.0000      0.0000      0.0000
   12  0.0000      0.0000      0.0000      0.0000
   13  0.0000      0.0000      0.0000      0.0000
   14  0.0000      0.0000      0.0000      0.0000
   15  0.0000      0.0000      0.0000      0.0000
   16  0.0000      0.0000      0.0000      0.0000
   17  0.0000      0.0000      0.0000      0.0000
   18  0.0000      0.0000      0.0000      0.0000
   19  0.0000      0.0000      0.0000      0.0000
   20  0.0000      0.0000      0.0000      0.0000
   21  0.0000      0.0000      0.0000      0.0000
   22  0.0000      0.0000      0.0000      0.0000
   23  0.0000      0.0000      0.0000      0.0000
   24  0.0000      0.0000      0.0000      0.0000
   25  0.0000      0.0000      0.0000      0.0000
   26  0.0000      0.0000      0.0000      0.0000
   27  0.0000      0.0000      0.0000      0.0000
   28  0.0000      0.0000      0.0000      0.0000
   29  0.0000      0.0000      0.0000      0.0000
   30  0.0000      0.0000      0.0000      0.0000
   31  0.0000      0.0000      0.0000      0.0000
   32  0.0000      0.0000      0.0000      0.0000
   33  0.0000      0.0000      0.0000      0.0000
   34  0.0000      0.0000      0.0000      0.0000
   35  0.0000      0.0000      0.0000      0.0000
   36  0.0000      0.0000      0.0000      0.0000
   37  0.0000      0.0000      0.0000      0.0000
   38  0.0000      0.0000      0.0000      0.0000
   39  0.0000      0.0000      0.0000      0.0000
   40  0.0000      0.0000      0.0000      0.0000
   41  0.0000      0.0000      0.0000      0.0000
   42  0.0000      0.0000      0.0000      0.0000
   43  0.0000      0.0000      0.0000      0.0000
   44  0.0000      0.0000      0.0000      0.0000
   45  0.0000      0.0000      0.0000      0.0000
   46  0.0000      0.0000      0.0000      0.0000
   47  0.0000      0.0000      0.0000      0.0000
   48  0.0000      0.0000      0.0000      0.0000
   49  0.0000      0.0000      0.0000      0.0000
   50  0.0000      0.0000      0.0000      0.0000
   51  0.0000      0.0000      0.0000      0.0000
   52  0.0000      0.0000      0.0000      0.0000
```

53	0.0000	0.0000	0.0000	0.0000
54	0.0000	0.0000	0.0000	0.0000
55	0.0000	0.0000	0.0000	0.0000
56	0.0000	0.0000	0.0000	0.0000
57	0.0000	0.0000	0.0000	0.0000
58	0.0000	0.0000	0.0000	0.0000
59	0.0000	0.0000	0.0000	0.0000
60	0.0000	0.0000	0.0000	0.0000
61	0.0000	0.0000	0.0000	0.0000
62	0.0000	0.0000	0.0000	0.0000
63	0.0000	0.0000	0.0000	0.0000
64	0.0000	0.0000	0.0000	0.0000
65	0.0000	0.0000	0.0000	0.0000
66	0.0000	0.0000	0.0000	0.0000
67	0.0000	0.0000	0.0000	0.0000
68	0.0000	0.0000	0.0000	0.0000
69	0.0000	0.0000	0.0000	0.0000
70	0.0000	0.0000	0.0000	0.0000
71	0.0000	0.0000	0.0000	0.0000
72	0.0000	0.0000	0.0000	0.0000
73	0.0000	0.0000	0.0000	0.0000
74	0.0000	0.0000	0.0000	0.0000
75	0.0000	0.0000	0.0000	0.0000
76	0.0000	0.0000	0.0000	0.0000
77	0.0000	0.0000	0.0000	0.0000
78	0.0000	0.0000	0.0000	0.0000

```
+-------------------------------------------------------------------------------------------------------------------------------+
|                   PARATIEPLUS(TM)   NLS ENGINE RELEASE  2018.0    FULL VERSION  *Build date:Nov 13, 2017*                    |
|                                                                                                                               |
|                          NewProject.BaseDesignSection_28.SLERaraFrequenteQuasiPermanente_1153                                 |
|                                   Exe Time : 4 September 2018 18:06:50                                                        |
+-------------------------------------------------------------------------------------------------------------------------------+
New Project


S T R E S S   R E S U L T S   F O R   G R O U P   N O.   4

WallElement_New_76649                                        :
ELEMENT TYPE    2 NO.OF ELEMENTS. IN THIS GROUP   47
C U R R E N T   T I M E   I S     1.0000

 WALL2D ELEMENT

   EL      TA          TB          MA          MB
-----------------------------------------------------

***** NO ONE ELEMENT ACTIVE AT CURRENT STEP *****
```

```
+-----------------------------------------------------------------------------------------------------------------------+
|                   PARATIEPLUS(TM)   NLS ENGINE RELEASE  2018.0    FULL VERSION  *Build date:Nov 13, 2017*              |
|                                                                                                                       |
|                          NewProject.BaseDesignSection_28.SLERaraFrequenteQuasiPermanente_1153                         |
|                                   Exe Time : 4 September 2018 18:06:50                                                |
+-----------------------------------------------------------------------------------------------------------------------+
New Project


S T R E S S    R E S U L T S    F O R    G R O U P    N O.    5

Tieback_175                                                 :
ELEMENT TYPE    6 NO.OF ELEMENTS. IN THIS GROUP    1
C U R R E N T    T I M E    I S      1.0000

 POST-TENSION 2D-BOUNDARY ELEMENT

         EL    FORCE          d0          EDISPL     pl. eps          K     -ve limit   +ve limit
-------------------------------------------------------------------------------------------------------

***** NO ONE ELEMENT ACTIVE AT CURRENT STEP *****

ITER     0 RNORM = 0.000     RMNORM= 0.000
           RINORM=0.3432E+05 RIMNOR= 0.000
           RENORM= 78.59     REMNOR= 0.000     RATIO =0.4785E-01 TOLER =0.1000E-03  NOT CONVERGED
           RFMAX = 25.33     RMMAX = 0.000
           RTSMAL=0.1000E-03 RMSMAL= 0.000
           RDT   =0.3432E+05 RDR   = 0.000
           RATIOT=0.4785E-01 RATIOR= 0.000
           MAX UN= 3.258     IEQ=    26 NODE      6 DOF   1  Y-DISPL.F
           MIN UN= 0.000     IEQ=     2 NODE      1 DOF   2   X-ROT. F
           NO. OF CONTACT CONSTRAINT VIOLATIONS     0


ITER     2 RNORM = 0.000     RMNORM= 0.000
           RINORM=0.3432E+05 RIMNOR= 0.000
           RENORM=0.6833     REMNOR=0.1170E-20 RATIO =0.4462E-02 TOLER =0.1000E-03  NOT CONVERGED
           RFMAX = 25.33     RMMAX = 0.000
           RTSMAL=0.1000E-03 RMSMAL= 0.000
           RDT   =0.3432E+05 RDR   = 0.000
           RATIOT=0.4462E-02 RATIOR= 0.000
           MAX UN=0.5809     IEQ=     1 NODE      1 DOF   1  Y-DISPL.F
           MIN UN=-.1491E-09 IEQ=    16 NODE      4 DOF   1  Y-DISPL.F
           NO. OF CONTACT CONSTRAINT VIOLATIONS     0


ITER     3 RNORM = 0.000     RMNORM= 0.000
           RINORM=0.3432E+05 RIMNOR= 0.000
           RENORM=0.1762E-08 REMNOR=0.1647E-21 RATIO =0.2266E-06 TOLER =0.1000E-03      CONVERGED !
           RFMAX = 25.33     RMMAX = 0.000
           RTSMAL=0.1000E-03 RMSMAL= 0.000
           RDT   =0.3432E+05 RDR   = 0.000
           RATIOT=0.2266E-06 RATIOR= 0.000
           MAX UN=0.1522E-04 IEQ=     3 NODE      1 DOF   3  Y-DISPL.S
           MIN UN=-.5723E-06 IEQ=   213 NODE     43 DOF   3  Y-DISPL.S
           NO. OF CONTACT CONSTRAINT VIOLATIONS     0
```

```
+-------------------------------------------------------------------------------------------------------------------------+
|                  PARATIEPLUS(TM)   NLS ENGINE RELEASE  2018.0    FULL VERSION  *Build date:Nov 13, 2017*              |
|                                                                                                                         |
|                           NewProject.BaseDesignSection_28.SLERaraFrequenteQuasiPermanente_1153                          |
|                                    Exe Time : 4 September 2018 18:06:50                                                 |
+-------------------------------------------------------------------------------------------------------------------------+
New Project
SOLUTION REACHED USING     3 ITERATIONS ON   40

P R I N T   O U T   F O R   T I M E   S T E P   2    ( AT TIME   2.000    )

PRINT OUT OF ACTIVE COMPONENTS (FIXED NODES ARE NOT PRINTED OUT)
```

	Y-DISPL.F (02)	X-ROT. F (04)	Y-DISPL.S (08)	X-ROT. S (10)	Y-FORCE (14)	GAP	C-FORCE
1	1.6023570E-04	-2.6414339E-05	1.6023570E-04	0.000000	-4.1170668E-15	2.7105054E-20	-1.5219958E-05
2	1.5495283E-04	-2.6414338E-05	1.5495283E-04	0.000000	-1.9527613E-15	0.000000	-1.4437922E-05
3	1.4967008E-04	-2.6412582E-05	1.4967008E-04	0.000000	-1.8472750E-15	0.000000	-1.3657999E-05
4	1.4438828E-04	-2.6403683E-05	1.4438828E-04	0.000000	-1.7424747E-15	0.000000	-1.2883148E-05
5	1.3910993E-04	-2.6374958E-05	1.3910993E-04	0.000000	-1.6387517E-15	2.7105054E-20	-1.2116262E-05
6	1.3384113E-04	-2.6303688E-05	1.3384113E-04	0.000000	-1.5364518E-15	0.000000	-1.1359899E-05
7	1.2859339E-04	-2.6158498E-05	1.2859339E-04	0.000000	-1.4358782E-15	0.000000	-1.0616298E-05
8	1.2338378E-04	-2.5922647E-05	1.2338378E-04	0.000000	-1.3373239E-15	-2.7105054E-20	-9.8876280E-06
9	1.1822998E-04	-2.5602061E-05	1.1822998E-04	0.000000	-1.2411616E-15	1.3552527E-20	-9.1766435E-06
10	1.1314795E-04	-2.5206517E-05	1.1314795E-04	0.000000	-1.1477403E-15	1.3552527E-20	-8.4859246E-06
11	1.0815174E-04	-2.4745351E-05	1.0815174E-04	0.000000	-1.0573549E-15	-1.3552527E-20	-7.8176515E-06
12	1.0325360E-04	-2.4227249E-05	1.0325360E-04	0.000000	-9.7025028E-16	1.3552527E-20	-7.1736354E-06
13	9.8464111E-05	-2.3660140E-05	9.8464111E-05	0.000000	-8.8662540E-16	-2.7105054E-20	-6.5553471E-06
14	9.3792340E-05	-2.3051147E-05	9.3792340E-05	0.000000	-8.0663701E-16	-1.3552527E-20	-5.9639455E-06
15	8.9246026E-05	-2.2406551E-05	8.9246026E-05	0.000000	-7.3040325E-16	0.000000	-5.4003042E-06
16	8.4831731E-05	-2.1731789E-05	8.4831731E-05	0.000000	-6.5801210E-16	4.0657581E-20	-4.8650370E-06
17	8.0554994E-05	-2.1031447E-05	8.0554994E-05	0.000000	-5.8950410E-16	-1.3552527E-20	-4.3585205E-06
18	7.6420585E-05	-2.0309281E-05	7.6420585E-05	0.000000	-5.2490410E-16	1.3552527E-20	-3.8809272E-06
19	7.2432542E-05	-1.9568217E-05	7.2432542E-05	0.000000	-4.6421705E-16	2.7105054E-20	-3.4322318E-06
20	6.8594417E-05	-1.8810376E-05	6.8594417E-05	0.000000	-4.0740958E-16	-2.7105054E-20	-3.0122431E-06
21	6.4909438E-05	-1.8037105E-05	6.4909438E-05	0.000000	-3.5444237E-16	1.3552527E-20	-2.6206222E-06
22	6.1380584E-05	-1.7248977E-05	6.1380584E-05	0.000000	-3.0524988E-16	-4.0657581E-20	-2.2568933E-06
23	5.8010847E-05	-1.6445849E-05	5.8010847E-05	0.000000	-2.5974823E-16	-2.0328791E-20	-1.9204726E-06
24	5.4803301E-05	-1.5626870E-05	5.4803301E-05	0.000000	-2.1784751E-16	0.000000	-1.6106758E-06
25	5.1761258E-05	-1.4790516E-05	5.1761258E-05	0.000000	-1.7944390E-16	0.000000	-1.3267351E-06
26	4.8888397E-05	-1.3934625E-05	4.8888397E-05	0.000000	-1.4442275E-16	-6.7762636E-21	-1.0678126E-06
27	4.6188447E-05	-1.3063337E-05	4.6188447E-05	0.000000	-1.1266460E-16	0.000000	-8.3300366E-07
28	4.3663430E-05	-1.2186735E-05	4.3663430E-05	0.000000	-8.4032845E-17	-6.7762636E-21	-6.2130555E-07
29	4.1313520E-05	-1.1313639E-05	4.1313520E-05	0.000000	-5.8379591E-17	-6.7762636E-21	-4.3163556E-07
30	3.9137233E-05	-1.0451670E-05	3.9137233E-05	0.000000	-3.5550639E-17	-6.7762636E-21	-2.6284733E-07
31	3.7131676E-05	-9.6073429E-06	3.7131676E-05	0.000000	-1.5384954E-17	0.000000	-1.1375111E-07
32	3.5292762E-05	-8.7861545E-06	3.5292762E-05	0.000000	2.2815183E-18	0.000000	1.6868769E-08
33	3.3615378E-05	-7.9926484E-06	3.3615378E-05	0.000000	1.7615420E-17	6.7762636E-21	1.3024143E-07
34	3.2093611E-05	-7.2305213E-06	3.2093611E-05	0.000000	3.0782351E-17	-6.7762636E-21	2.2759250E-07
35	3.0720883E-05	-6.5026844E-06	3.0720883E-05	0.000000	4.1946451E-17	0.000000	3.1013543E-07
36	2.9490104E-05	-5.8113422E-06	2.9490104E-05	0.000000	5.1268394E-17	0.000000	3.7906102E-07
37	2.8393814E-05	-5.1580675E-06	2.8393814E-05	0.000000	5.8905737E-17	-3.3881318E-21	4.3552894E-07
38	2.7424279E-05	-4.5438569E-06	2.7424279E-05	0.000000	6.5010493E-17	-3.3881318E-21	4.8066181E-07
39	2.6573633E-05	-3.9692146E-06	2.6573633E-05	0.000000	6.9727560E-17	-3.3881318E-21	5.1553794E-07
40	2.5833951E-05	-3.4341997E-06	2.5833951E-05	0.000000	7.3196770E-17	0.000000	5.4118790E-07
41	2.5197333E-05	-2.9384865E-06	2.5197333E-05	0.000000	7.5550541E-17	-6.7762636E-21	5.5859075E-07
42	2.4655980E-05	-2.4814174E-06	2.4655980E-05	0.000000	7.6913977E-17	3.3881318E-21	5.6867146E-07
43	2.4202253E-05	-2.0620513E-06	2.4202253E-05	0.000000	7.7404626E-17	6.7762636E-21	5.7229912E-07
44	2.3828725E-05	-1.6792096E-06	2.3828725E-05	0.000000	7.7131763E-17	6.7762636E-21	5.7028596E-07
45	2.3528227E-05	-1.3315185E-06	2.3528227E-05	0.000000	7.6198670E-17	-3.3881318E-21	5.6338699E-07
46	2.3293878E-05	-1.0174408E-06	2.3293878E-05	0.000000	7.4699709E-17	-3.3881318E-21	5.5230004E-07
47	2.3119120E-05	-7.3531977E-07	2.3119120E-05	0.000000	1.6161874E-17	6.7762636E-21	5.3766667E-07
48	2.3052126E-05	-6.0574908E-07	2.3052126E-05	0.000000	1.5907536E-17	0.000000	5.2920546E-07
49	2.2955199E-05	-3.6825383E-07	2.2955199E-05	0.000000	6.9024047E-17	0.000000	5.1033644E-07
50	2.2902994E-05	-1.5822058E-07	2.2902994E-05	0.000000	6.6176966E-17	0.000000	4.8928625E-07
51	2.2890205E-05	2.6220281E-08	2.2890205E-05	0.000000	6.3096414E-17	3.3881318E-21	4.6650987E-07
52	2.2911901E-05	1.8694694E-07	2.2911901E-05	0.000000	5.9837301E-17	0.000000	4.4241328E-07
53	2.2963527E-05	3.2582800E-07	2.2963527E-05	0.000000	5.6448213E-17	-3.3881318E-21	4.1735571E-07
54	2.3040899E-05	4.4470663E-07	2.3040899E-05	0.000000	5.2971743E-17	3.3881318E-21	3.9165207E-07
55	2.3140196E-05	5.4538699E-07	2.3140196E-05	0.000000	4.9444825E-17	3.3881318E-21	3.6557544E-07

56	2.3257957E-05	6.2962251E-07	2.3257957E-05	0.000000	4.5899084E-17	3.3881318E-21	3.3935963E-07
57	2.3391062E-05	6.9910609E-07	2.3391062E-05	0.000000	4.2361186E-17	3.3881318E-21	3.1320182E-07
58	2.3536724E-05	7.5546183E-07	2.3536724E-05	0.000000	3.8853195E-17	3.3881318E-21	2.8726512E-07
59	2.3692475E-05	8.0023833E-07	2.3692475E-05	0.000000	3.5392925E-17	6.7762636E-21	2.6168126E-07
60	2.3856146E-05	8.3490320E-07	2.3856146E-05	0.000000	3.1994289E-17	-3.3881318E-21	2.3655309E-07
61	2.4025854E-05	8.6083878E-07	2.4025854E-05	0.000000	2.8667650E-17	-3.3881318E-21	2.1195724E-07
62	2.4199985E-05	8.7933883E-07	2.4199985E-05	0.000000	2.5420156E-17	-6.7762636E-21	1.8794656E-07
63	2.4377174E-05	8.9160607E-07	2.4377174E-05	0.000000	2.2256073E-17	0.000000	1.6455258E-07
64	2.4556286E-05	8.9875053E-07	2.4556286E-05	0.000000	1.9177115E-17	-3.3881318E-21	1.4178798E-07
65	2.4736401E-05	9.0178842E-07	2.4736401E-05	0.000000	1.6182752E-17	-3.3881318E-21	1.1964885E-07
66	2.4916789E-05	9.0164158E-07	2.4916789E-05	0.000000	1.3270527E-17	3.3881318E-21	9.8117013E-08
67	2.5096900E-05	8.9913730E-07	2.5096900E-05	0.000000	1.0436348E-17	-6.7762636E-21	7.7162222E-08
68	2.5276336E-05	8.9500845E-07	2.5276336E-05	0.000000	7.6747865E-18	3.3881318E-21	5.6744329E-08
69	2.5454838E-05	8.8989388E-07	2.5454838E-05	0.000000	4.9793540E-18	0.000000	3.6815370E-08
70	2.5632264E-05	8.8433892E-07	2.5632264E-05	0.000000	2.3427836E-18	0.000000	1.7321613E-08
71	2.5808574E-05	8.7879601E-07	2.5808574E-05	0.000000	-2.4270264E-19	-3.3881318E-21	-1.7944471E-09
72	2.5983807E-05	8.7362540E-07	2.5983807E-05	0.000000	-2.7851289E-18	-3.3881318E-21	-2.0592139E-08
73	2.6158067E-05	8.6909574E-07	2.6158067E-05	0.000000	-5.2925074E-18	-3.3881318E-21	-3.9130702E-08
74	2.6331500E-05	8.6538476E-07	2.6331500E-05	0.000000	-7.7725834E-18	-3.3881318E-21	-5.7467400E-08
75	2.6504281E-05	8.6257979E-07	2.6504281E-05	0.000000	-1.0231817E-17	3.3881318E-21	-7.5655674E-08
76	2.6676584E-05	8.6067833E-07	2.6676584E-05	0.000000	-1.2677900E-17	1.3552527E-20	-9.3742396E-08
77	2.6848598E-05	8.5958805E-07	2.6848598E-05	0.000000	-1.5117076E-17	3.3881318E-21	-1.1176967E-07
78	2.7020461E-05	8.5912766E-07	2.7020461E-05	0.000000	-1.7552647E-17	-6.7762636E-21	-1.2976758E-07
79	2.7192282E-05	8.5902668E-07	2.7192282E-05	0.000000	-3.9974851E-17	-3.3881318E-21	-1.4775694E-07

```
+-------------------------------------------------------------------------------------------------------------------------------+
|                   PARATIEPLUS(TM)   NLS ENGINE RELEASE  2018.0    FULL VERSION  *Build date:Nov 13, 2017*                    |
|                                                                                                                               |
|                              NewProject.BaseDesignSection_28.SLERaraFrequenteQuasiPermanente_1153                             |
|                                       Exe Time : 4 September 2018 18:06:50                                                    |
+-------------------------------------------------------------------------------------------------------------------------------+
New Project


S T R E S S   R E S U L T S   F O R   G R O U P   N O.   1

0_L                                                              :
ELEMENT TYPE    5 NO.OF ELEMENTS. IN THIS GROUP   79
C U R R E N T   T I M E   I S      2.0000

 HARDENING 2D SOIL ELEMENT

 ****** TOTAL STRESS FORMULATION *****

  EL *   FORCE     DISPL-Y  VERTICAL-P  HORIZON.-P     MAX-V-P     MAX-H-P           STATE   STIFFNESS Z-LEVEL      PORE
E FACTOR    UFACTOR       Peq           Su_a         Su_p     LAYER
 ------------------------------------------------------------------------------------------------------------------------------
-------------------------------------------------------------------------------------------
   1 D  2.0998E-04 -1.6024E-04  6.3056E-03  2.0998E-03  6.3056E-03  0.6685          ACTIVE   0.000       0.000       0.000
1.000       1.000      2.0998E-03   0.000       0.000     DI1_164_167_L_0
   2 D  0.2158     -1.5495E-04   3.240       1.079       3.240       4.638          ACTIVE   0.000      -0.2000      0.000
1.000       1.000       1.079       0.000       0.000     DI1_164_167_L_0
   3 D  0.4483     -1.4967E-04   6.637       2.241       6.637       8.262           UL-RL  4.0228E+04 -0.4000      0.000
1.000       1.000       2.241       0.000       0.000     DI1_164_167_L_0
   4 D  1.115      -1.4439E-04   10.24       5.573       10.24       11.38           UL-RL  4.0228E+04 -0.6000      0.000
1.000       1.000       5.573       0.000       0.000     DI1_164_167_L_0
   5 D  1.685      -1.3911E-04   14.00       8.425       14.00       14.02           UL-RL  4.0228E+04 -0.8000      0.000
1.000       1.000       8.425       0.000       0.000     DI1_164_167_L_0
   6 D  2.181      -1.3384E-04   17.83       10.91       17.83       16.29           UL-RL  4.0228E+04  -1.000      0.000
1.000       1.000       10.91       0.000       0.000     DI1_164_167_L_0
   7 D  2.626      -1.2859E-04   21.70       13.13       21.70       18.30           UL-RL  4.0228E+04  -1.200      0.000
1.000       1.000       13.13       0.000       0.000     DI1_164_167_L_0
   8 D  3.036      -1.2338E-04   25.76       15.18       25.76       20.14           UL-RL  4.0228E+04  -1.400      0.000
1.000       1.000       15.18       0.000       0.000     DI1_164_167_L_0
   9 D  3.424      -1.1823E-04   29.67       17.12       29.67       21.87           UL-RL  4.0228E+04  -1.600      0.000
1.000       1.000       17.12       0.000       0.000     DI1_164_167_L_0
  10 D  3.796      -1.1315E-04   34.27       18.98       34.27       23.53           UL-RL  4.0228E+04  -1.800      0.000
1.000       1.000       18.98       0.000       0.000     DI1_164_167_L_0
  11 D  4.158      -1.0815E-04   37.91       20.79       37.91       25.14           UL-RL  4.0228E+04  -2.000      0.000
1.000       1.000       20.79       0.000       0.000     DI1_164_167_L_0
  12 D  4.512      -1.0325E-04   41.48       22.56       41.48       26.72           UL-RL  4.0228E+04  -2.200      0.000
1.000       1.000       22.56       0.000       0.000     DI1_164_167_L_0
  13 D  4.862      -9.8464E-05   45.62       24.31       45.62       28.27           UL-RL  4.0228E+04  -2.400      0.000
1.000       1.000       24.31       0.000       0.000     DI1_164_167_L_0
  14 D  5.207      -9.3792E-05   49.06       26.03       49.06       29.81           UL-RL  4.0228E+04  -2.600      0.000
1.000       1.000       26.03       0.000       0.000     DI1_164_167_L_0
  15 D  5.549      -8.9246E-05   52.48       27.74       52.48       31.33           UL-RL  4.0228E+04  -2.800      0.000
1.000       1.000       27.74       0.000       0.000     DI1_164_167_L_0
  16 D  5.888      -8.4832E-05   56.37       29.44       56.37       32.85           UL-RL  4.0228E+04  -3.000      0.000
1.000       1.000       29.44       0.000       0.000     DI1_164_167_L_0
  17 D  6.225      -8.0555E-05   59.72       31.13       59.72       34.37           UL-RL  4.0228E+04  -3.200      0.000
1.000       1.000       31.13       0.000       0.000     DI1_164_167_L_0
  18 D  6.560      -7.6421E-05   63.49       32.80       63.49       35.88           UL-RL  4.0228E+04  -3.400      0.000
1.000       1.000       32.80       0.000       0.000     DI1_164_167_L_0
  19 D  6.894      -7.2433E-05   66.79       34.47       66.79       37.38           UL-RL  4.0228E+04  -3.600      0.000
1.000       1.000       34.47       0.000       0.000     DI1_164_167_L_0
  20 D  7.226      -6.8594E-05   70.09       36.13       70.09       38.89           UL-RL  4.0228E+04  -3.800      0.000
1.000       1.000       36.13       0.000       0.000     DI1_164_167_L_0
  21 D  7.556      -6.4909E-05   73.38       37.78       73.38       40.39           UL-RL  4.0228E+04  -4.000      0.000
1.000       1.000       37.78       0.000       0.000     DI1_164_167_L_0
  22 D  7.885      -6.1381E-05   77.01       39.43       77.01       41.89           UL-RL  4.0228E+04  -4.200      0.000
1.000       1.000       39.43       0.000       0.000     DI1_164_167_L_0
  23 D  8.213      -5.8011E-05   80.27       41.06       80.27       43.40           UL-RL  4.0228E+04  -4.400      0.000
1.000       1.000       41.06       0.000       0.000     DI1_164_167_L_0
  24 D  8.539      -5.4803E-05   83.53       42.69       83.53       44.90           UL-RL  4.0228E+04  -4.600      0.000
1.000       1.000       42.69       0.000       0.000     DI1_164_167_L_0
```

25 D	8.864	-5.1761E-05	87.10	44.32	87.10	46.40	UL-RL	4.0228E+04	-4.800	0.000	
1.000	1.000	44.32	0.000	0.000	DI1_164_167_L_0						
26 D	8.633	-4.8888E-05	90.34	43.16	90.34	47.90	UL-RL	9.6960E+04	-5.000	0.000	
1.000	1.000	43.16	0.000	0.000	DI2_165_168_L_0						
27 D	8.986	-4.6188E-05	93.58	44.93	93.58	49.41	UL-RL	9.6960E+04	-5.200	0.000	
1.000	1.000	44.93	0.000	0.000	DI2_165_168_L_0						
28 D	9.336	-4.3663E-05	97.10	46.68	97.10	50.91	UL-RL	9.6960E+04	-5.400	0.000	
1.000	1.000	46.68	0.000	0.000	DI2_165_168_L_0						
29 D	9.682	-4.1314E-05	100.3	48.41	100.3	52.42	UL-RL	9.6960E+04	-5.600	0.000	
1.000	1.000	48.41	0.000	0.000	DI2_165_168_L_0						
30 D	10.03	-3.9137E-05	103.6	50.13	103.6	53.92	UL-RL	9.6960E+04	-5.800	0.000	
1.000	1.000	50.13	0.000	0.000	DI2_165_168_L_0						
31 D	10.37	-3.7132E-05	107.0	51.83	107.0	55.43	UL-RL	9.6960E+04	-6.000	0.000	
1.000	1.000	51.83	0.000	0.000	DI2_165_168_L_0						
32 D	10.70	-3.5293E-05	110.3	53.51	110.3	56.94	UL-RL	9.6960E+04	-6.200	0.000	
1.000	1.000	53.51	0.000	0.000	DI2_165_168_L_0						
33 D	11.04	-3.3615E-05	113.5	55.18	113.5	58.44	UL-RL	9.6960E+04	-6.400	0.000	
1.000	1.000	55.18	0.000	0.000	DI2_165_168_L_0						
34 D	11.37	-3.2094E-05	116.9	56.84	116.9	59.95	UL-RL	9.6960E+04	-6.600	0.000	
1.000	1.000	56.84	0.000	0.000	DI2_165_168_L_0						
35 D	11.70	-3.0721E-05	120.1	58.49	120.1	61.46	UL-RL	9.6960E+04	-6.800	0.000	
1.000	1.000	58.49	0.000	0.000	DI2_165_168_L_0						
36 D	12.02	-2.9490E-05	123.3	60.12	123.3	62.98	UL-RL	9.6960E+04	-7.000	0.000	
1.000	1.000	60.12	0.000	0.000	DI2_165_168_L_0						
37 D	12.35	-2.8394E-05	126.8	61.73	126.8	64.49	UL-RL	9.6960E+04	-7.200	0.000	
1.000	1.000	61.73	0.000	0.000	DI2_165_168_L_0						
38 D	12.67	-2.7424E-05	130.0	63.34	130.0	66.00	UL-RL	9.6960E+04	-7.400	0.000	
1.000	1.000	63.34	0.000	0.000	DI2_165_168_L_0						
39 D	12.99	-2.6574E-05	133.2	64.94	133.2	67.52	UL-RL	9.6960E+04	-7.600	0.000	
1.000	1.000	64.94	0.000	0.000	DI2_165_168_L_0						
40 D	13.31	-2.5834E-05	136.6	66.53	136.6	69.03	UL-RL	9.6960E+04	-7.800	0.000	
1.000	1.000	66.53	0.000	0.000	DI2_165_168_L_0						
41 D	13.62	-2.5197E-05	139.8	68.11	139.8	70.55	UL-RL	9.6960E+04	-8.000	0.000	
1.000	1.000	68.11	0.000	0.000	DI2_165_168_L_0						
42 D	13.94	-2.4656E-05	143.0	69.68	143.0	72.07	UL-RL	9.6960E+04	-8.200	0.000	
1.000	1.000	69.68	0.000	0.000	DI2_165_168_L_0						
43 D	14.25	-2.4202E-05	146.4	71.24	146.4	73.59	UL-RL	9.6960E+04	-8.400	0.000	
1.000	1.000	71.24	0.000	0.000	DI2_165_168_L_0						
44 D	14.56	-2.3829E-05	149.6	72.80	149.6	75.11	UL-RL	9.6960E+04	-8.600	0.000	
1.000	1.000	72.80	0.000	0.000	DI2_165_168_L_0						
45 D	14.87	-2.3528E-05	152.8	74.35	152.8	76.63	UL-RL	9.6960E+04	-8.800	0.000	
1.000	1.000	74.35	0.000	0.000	DI2_165_168_L_0						
46 D	15.18	-2.3294E-05	156.2	75.90	156.2	78.16	UL-RL	9.6960E+04	-9.000	0.000	
1.000	1.000	75.90	0.000	0.000	DI2_165_168_L_0						
47 D	11.62	-2.3119E-05	159.4	77.44	159.4	79.68	UL-RL	9.6960E+04	-9.200	0.000	
1.000	1.000	77.44	0.000	0.000	DI2_165_168_L_0						
48 D	11.73	-2.3052E-05	161.1	78.21	161.1	80.44	UL-RL	9.6960E+04	-9.300	0.000	
1.000	1.000	78.21	0.000	0.000	DI2_165_168_L_0						
49 D	15.95	-2.2955E-05	164.3	79.74	164.3	81.97	UL-RL	9.6960E+04	-9.500	0.000	
1.000	1.000	79.74	0.000	0.000	DI2_165_168_L_0						
50 D	16.26	-2.2903E-05	167.5	81.28	167.5	83.50	UL-RL	9.6960E+04	-9.700	0.000	
1.000	1.000	81.28	0.000	0.000	DI2_165_168_L_0						
51 D	16.56	-2.2890E-05	170.8	82.81	170.8	85.02	UL-RL	9.6960E+04	-9.900	0.000	
1.000	1.000	82.81	0.000	0.000	DI2_165_168_L_0						
52 D	16.87	-2.2912E-05	174.0	84.33	174.0	86.55	UL-RL	9.6960E+04	-10.10	0.000	
1.000	1.000	84.33	0.000	0.000	DI2_165_168_L_0						
53 D	17.17	-2.2964E-05	177.2	85.86	177.2	88.09	UL-RL	9.6960E+04	-10.30	0.000	
1.000	1.000	85.86	0.000	0.000	DI2_165_168_L_0						
54 D	17.48	-2.3041E-05	180.6	87.38	180.6	89.62	UL-RL	9.6960E+04	-10.50	0.000	
1.000	1.000	87.38	0.000	0.000	DI2_165_168_L_0						
55 D	17.78	-2.3140E-05	183.8	88.91	183.8	91.15	UL-RL	9.6960E+04	-10.70	0.000	
1.000	1.000	88.91	0.000	0.000	DI2_165_168_L_0						
56 D	18.09	-2.3258E-05	187.0	90.43	187.0	92.68	UL-RL	9.6960E+04	-10.90	0.000	
1.000	1.000	90.43	0.000	0.000	DI2_165_168_L_0						
57 D	18.39	-2.3391E-05	190.3	91.95	190.3	94.22	UL-RL	9.6960E+04	-11.10	0.000	
1.000	1.000	91.95	0.000	0.000	DI2_165_168_L_0						
58 D	18.69	-2.3537E-05	193.5	93.47	193.5	95.76	UL-RL	9.6960E+04	-11.30	0.000	
1.000	1.000	93.47	0.000	0.000	DI2_165_168_L_0						
59 D	19.00	-2.3692E-05	196.7	95.00	196.7	97.29	UL-RL	9.6960E+04	-11.50	0.000	
1.000	1.000	95.00	0.000	0.000	DI2_165_168_L_0						
60 D	19.30	-2.3856E-05	200.0	96.52	200.0	98.83	UL-RL	9.6960E+04	-11.70	0.000	
1.000	1.000	96.52	0.000	0.000	DI2_165_168_L_0						
61 D	19.61	-2.4026E-05	203.2	98.04	203.2	100.4	UL-RL	9.6960E+04	-11.90	0.000	
1.000	1.000	98.04	0.000	0.000	DI2_165_168_L_0						

62 D	19.91	-2.4200E-05	206.4	99.56	206.4	101.9	UL-RL	9.6960E+04	-12.10	0.000		
1.000	1.000	99.56	0.000	0.000	DI2_165_168_L_0							
63 D	20.22	-2.4377E-05	209.8	101.1	209.8	103.5	UL-RL	9.6960E+04	-12.30	0.000		
1.000	1.000	101.1	0.000	0.000	DI2_165_168_L_0							
64 D	20.52	-2.4556E-05	213.0	102.6	213.0	105.0	UL-RL	9.6960E+04	-12.50	0.000		
1.000	1.000	102.6	0.000	0.000	DI2_165_168_L_0							
65 D	20.83	-2.4736E-05	216.2	104.1	216.2	106.5	UL-RL	9.6960E+04	-12.70	0.000		
1.000	1.000	104.1	0.000	0.000	DI2_165_168_L_0							
66 D	21.13	-2.4917E-05	219.5	105.7	219.5	108.1	UL-RL	9.6960E+04	-12.90	0.000		
1.000	1.000	105.7	0.000	0.000	DI2_165_168_L_0							
67 D	21.44	-2.5097E-05	222.7	107.2	222.7	109.6	UL-RL	9.6960E+04	-13.10	0.000		
1.000	1.000	107.2	0.000	0.000	DI2_165_168_L_0							
68 D	21.74	-2.5276E-05	225.9	108.7	225.9	111.2	UL-RL	9.6960E+04	-13.30	0.000		
1.000	1.000	108.7	0.000	0.000	DI2_165_168_L_0							
69 D	22.05	-2.5455E-05	229.2	110.2	229.2	112.7	UL-RL	9.6960E+04	-13.50	0.000		
1.000	1.000	110.2	0.000	0.000	DI2_165_168_L_0							
70 D	22.36	-2.5632E-05	232.4	111.8	232.4	114.3	UL-RL	9.6960E+04	-13.70	0.000		
1.000	1.000	111.8	0.000	0.000	DI2_165_168_L_0							
71 D	22.66	-2.5809E-05	235.6	113.3	235.6	115.8	UL-RL	9.6960E+04	-13.90	0.000		
1.000	1.000	113.3	0.000	0.000	DI2_165_168_L_0							
72 D	22.97	-2.5984E-05	238.9	114.8	238.9	117.4	UL-RL	9.6960E+04	-14.10	0.000		
1.000	1.000	114.8	0.000	0.000	DI2_165_168_L_0							
73 D	23.28	-2.6158E-05	242.1	116.4	242.1	118.9	UL-RL	9.6960E+04	-14.30	0.000		
1.000	1.000	116.4	0.000	0.000	DI2_165_168_L_0							
74 D	23.58	-2.6332E-05	245.3	117.9	245.3	120.5	UL-RL	9.6960E+04	-14.50	0.000		
1.000	1.000	117.9	0.000	0.000	DI2_165_168_L_0							
75 D	23.89	-2.6504E-05	248.6	119.4	248.6	122.0	UL-RL	9.6960E+04	-14.70	0.000		
1.000	1.000	119.4	0.000	0.000	DI2_165_168_L_0							
76 D	24.20	-2.6677E-05	251.8	121.0	251.8	123.6	UL-RL	9.6960E+04	-14.90	0.000		
1.000	1.000	121.0	0.000	0.000	DI2_165_168_L_0							
77 D	24.50	-2.6849E-05	255.0	122.5	255.0	125.1	UL-RL	9.6960E+04	-15.10	0.000		
1.000	1.000	122.5	0.000	0.000	DI2_165_168_L_0							
78 D	24.81	-2.7020E-05	258.3	124.1	258.3	126.7	UL-RL	9.6960E+04	-15.30	0.000		
1.000	1.000	124.1	0.000	0.000	DI2_165_168_L_0							
79 D	12.56	-2.7192E-05	261.5	125.6	261.5	128.2	UL-RL	9.6960E+04	-15.50	0.000		
1.000	1.000	125.6	0.000	0.000	DI2_165_168_L_0							

```
+-------------------------------------------------------------------------------------------------------------------------------+
|                   PARATIEPLUS(TM)   NLS ENGINE RELEASE  2018.0    FULL VERSION  *Build date:Nov 13, 2017*                    |
|                                                                                                                               |
|                              NewProject.BaseDesignSection_28.SLERaraFrequenteQuasiPermanente_1153                             |
|                                       Exe Time : 4 September 2018 18:06:50                                                    |
+-------------------------------------------------------------------------------------------------------------------------------+
New Project


S T R E S S   R E S U L T S   F O R   G R O U P   N O.   2

0_R                                                              :
ELEMENT TYPE    5 NO.OF ELEMENTS. IN THIS GROUP   79
C U R R E N T   T I M E   I S      2.0000

 HARDENING 2D SOIL ELEMENT

 ****** TOTAL STRESS FORMULATION *****

  EL *   FORCE     DISPL-Y  VERTICAL-P  HORIZON.-P     MAX-V-P     MAX-H-P           STATE   STIFFNESS Z-LEVEL      PORE
E FACTOR    UFACTOR        Peq           Su_a         Su_p     LAYER
 ------------------------------------------------------------------------------------------------------------------------------
-------------------------------------------------------------------------------------------
   1     0.000         --          --          --          --          --          REMOVED     --        0.000       0.000
1.000       1.000       0.000       0.000       0.000     not available
   2     0.000         --          --          --          --          --          REMOVED     --      -0.2000       0.000
1.000       1.000       0.000       0.000       0.000     not available
   3     0.000         --          --          --          --          --          REMOVED     --      -0.4000       0.000
1.000       1.000       0.000       0.000       0.000     not available
   4     0.000         --          --          --          --          --          REMOVED     --      -0.6000       0.000
1.000       1.000       0.000       0.000       0.000     not available
   5     0.000         --          --          --          --          --          REMOVED     --      -0.8000       0.000
1.000       1.000       0.000       0.000       0.000     not available
   6 D   0.000      1.3384E-04   0.000       0.000       16.00       16.29         PASSIVE   0.000      -1.000       0.000
1.000       1.000       0.000       0.000       0.000     DI1_164_167_L_0
   7 D   2.744      1.2859E-04   3.200       13.72       19.20       18.30         PASSIVE   0.000      -1.200       0.000
1.000       1.000       13.72       0.000       0.000     DI1_164_167_L_0
   8 D   3.648      1.2338E-04   6.400       18.24       22.40       20.14           UL-RL  2.6819E+04  -1.400       0.000
1.000       1.000       18.24       0.000       0.000     DI1_164_167_L_0
   9 D   4.017      1.1823E-04   9.600       20.08       25.60       21.87           UL-RL  2.6819E+04  -1.600       0.000
1.000       1.000       20.08       0.000       0.000     DI1_164_167_L_0
  10 D   4.353      1.1315E-04   12.80       21.77       28.80       23.53           UL-RL  2.6819E+04  -1.800       0.000
1.000       1.000       21.77       0.000       0.000     DI1_164_167_L_0
  11 D   4.671      1.0815E-04   16.00       23.35       32.00       25.14           UL-RL  2.6819E+04  -2.000       0.000
1.000       1.000       23.35       0.000       0.000     DI1_164_167_L_0
  12 D   4.977      1.0325E-04   19.20       24.88       35.20       26.72           UL-RL  2.6819E+04  -2.200       0.000
1.000       1.000       24.88       0.000       0.000     DI1_164_167_L_0
  13 D   5.275      9.8464E-05   22.40       26.37       38.40       28.27           UL-RL  2.6819E+04  -2.400       0.000
1.000       1.000       26.37       0.000       0.000     DI1_164_167_L_0
  14 D   5.568      9.3792E-05   25.60       27.84       41.60       29.81           UL-RL  2.6819E+04  -2.600       0.000
1.000       1.000       27.84       0.000       0.000     DI1_164_167_L_0
  15 D   5.858      8.9246E-05   28.80       29.29       44.80       31.33           UL-RL  2.6819E+04  -2.800       0.000
1.000       1.000       29.29       0.000       0.000     DI1_164_167_L_0
  16 D   6.145      8.4832E-05   32.00       30.72       48.00       32.85           UL-RL  2.6819E+04  -3.000       0.000
1.000       1.000       30.72       0.000       0.000     DI1_164_167_L_0
  17 D   6.431      8.0555E-05   35.20       32.15       51.20       34.37           UL-RL  2.6819E+04  -3.200       0.000
1.000       1.000       32.15       0.000       0.000     DI1_164_167_L_0
  18 D   6.716      7.6421E-05   38.40       33.58       54.40       35.88           UL-RL  2.6819E+04  -3.400       0.000
1.000       1.000       33.58       0.000       0.000     DI1_164_167_L_0
  19 D   7.000      7.2433E-05   41.60       35.00       57.60       37.38           UL-RL  2.6819E+04  -3.600       0.000
1.000       1.000       35.00       0.000       0.000     DI1_164_167_L_0
  20 D   7.285      6.8594E-05   44.80       36.42       60.80       38.89           UL-RL  2.6819E+04  -3.800       0.000
1.000       1.000       36.42       0.000       0.000     DI1_164_167_L_0
  21 D   7.569      6.4909E-05   48.00       37.85       64.00       40.39           UL-RL  2.6819E+04  -4.000       0.000
1.000       1.000       37.85       0.000       0.000     DI1_164_167_L_0
  22 D   7.854      6.1381E-05   51.20       39.27       67.20       41.89           UL-RL  2.6819E+04  -4.200       0.000
1.000       1.000       39.27       0.000       0.000     DI1_164_167_L_0
  23 D   8.139      5.8011E-05   54.40       40.70       70.40       43.40           UL-RL  2.6819E+04  -4.400       0.000
1.000       1.000       40.70       0.000       0.000     DI1_164_167_L_0
  24 D   8.425      5.4803E-05   57.60       42.12       73.60       44.90           UL-RL  2.6819E+04  -4.600       0.000
1.000       1.000       42.12       0.000       0.000     DI1_164_167_L_0
```

25 D	8.711	5.1761E-05	60.80	43.56	76.80	46.40	UL-RL	2.6819E+04	-4.800	0.000	
1.000	1.000	43.56	0.000	0.000	DI1_164_167_L_0						
26 D	9.295	4.8888E-05	64.00	46.48	80.00	47.90	UL-RL	5.7168E+04	-5.000	0.000	
1.000	1.000	46.48	0.000	0.000	DI2_165_168_L_0						
27 D	9.567	4.6188E-05	67.20	47.84	83.20	49.41	UL-RL	5.7168E+04	-5.200	0.000	
1.000	1.000	47.84	0.000	0.000	DI2_165_168_L_0						
28 D	9.841	4.3663E-05	70.40	49.20	86.40	50.91	UL-RL	5.7168E+04	-5.400	0.000	
1.000	1.000	49.20	0.000	0.000	DI2_165_168_L_0						
29 D	10.12	4.1314E-05	73.60	50.58	89.60	52.42	UL-RL	5.7168E+04	-5.600	0.000	
1.000	1.000	50.58	0.000	0.000	DI2_165_168_L_0						
30 D	10.39	3.9137E-05	76.80	51.97	92.80	53.92	UL-RL	5.7168E+04	-5.800	0.000	
1.000	1.000	51.97	0.000	0.000	DI2_165_168_L_0						
31 D	10.67	3.7132E-05	80.00	53.37	96.00	55.43	UL-RL	5.7168E+04	-6.000	0.000	
1.000	1.000	53.37	0.000	0.000	DI2_165_168_L_0						
32 D	10.96	3.5293E-05	83.20	54.78	99.20	56.94	UL-RL	5.7168E+04	-6.200	0.000	
1.000	1.000	54.78	0.000	0.000	DI2_165_168_L_0						
33 D	11.24	3.3615E-05	86.40	56.20	102.4	58.44	UL-RL	5.7168E+04	-6.400	0.000	
1.000	1.000	56.20	0.000	0.000	DI2_165_168_L_0						
34 D	11.52	3.2094E-05	89.60	57.62	105.6	59.95	UL-RL	5.7168E+04	-6.600	0.000	
1.000	1.000	57.62	0.000	0.000	DI2_165_168_L_0						
35 D	11.81	3.0721E-05	92.80	59.06	108.8	61.46	UL-RL	5.7168E+04	-6.800	0.000	
1.000	1.000	59.06	0.000	0.000	DI2_165_168_L_0						
36 D	12.10	2.9490E-05	96.00	60.51	112.0	62.98	UL-RL	5.7168E+04	-7.000	0.000	
1.000	1.000	60.51	0.000	0.000	DI2_165_168_L_0						
37 D	12.39	2.8394E-05	99.20	61.96	115.2	64.49	UL-RL	5.7168E+04	-7.200	0.000	
1.000	1.000	61.96	0.000	0.000	DI2_165_168_L_0						
38 D	12.68	2.7424E-05	102.4	63.42	118.4	66.00	UL-RL	5.7168E+04	-7.400	0.000	
1.000	1.000	63.42	0.000	0.000	DI2_165_168_L_0						
39 D	12.98	2.6574E-05	105.6	64.90	121.6	67.52	UL-RL	5.7168E+04	-7.600	0.000	
1.000	1.000	64.90	0.000	0.000	DI2_165_168_L_0						
40 D	13.27	2.5834E-05	108.8	66.37	124.8	69.03	UL-RL	5.7168E+04	-7.800	0.000	
1.000	1.000	66.37	0.000	0.000	DI2_165_168_L_0						
41 D	13.57	2.5197E-05	112.0	67.86	128.0	70.55	UL-RL	5.7168E+04	-8.000	0.000	
1.000	1.000	67.86	0.000	0.000	DI2_165_168_L_0						
42 D	13.87	2.4656E-05	115.2	69.35	131.2	72.07	UL-RL	5.7168E+04	-8.200	0.000	
1.000	1.000	69.35	0.000	0.000	DI2_165_168_L_0						
43 D	14.17	2.4202E-05	118.4	70.85	134.4	73.59	UL-RL	5.7168E+04	-8.400	0.000	
1.000	1.000	70.85	0.000	0.000	DI2_165_168_L_0						
44 D	14.47	2.3829E-05	121.6	72.35	137.6	75.11	UL-RL	5.7168E+04	-8.600	0.000	
1.000	1.000	72.35	0.000	0.000	DI2_165_168_L_0						
45 D	14.77	2.3528E-05	124.8	73.86	140.8	76.63	UL-RL	5.7168E+04	-8.800	0.000	
1.000	1.000	73.86	0.000	0.000	DI2_165_168_L_0						
46 D	15.07	2.3294E-05	128.0	75.37	144.0	78.16	UL-RL	5.7168E+04	-9.000	0.000	
1.000	1.000	75.37	0.000	0.000	DI2_165_168_L_0						
47 D	11.53	2.3119E-05	131.2	76.89	147.2	79.68	UL-RL	5.7168E+04	-9.200	0.000	
1.000	1.000	76.89	0.000	0.000	DI2_165_168_L_0						
48 D	11.65	2.3052E-05	132.8	77.65	148.8	80.44	UL-RL	5.7168E+04	-9.300	0.000	
1.000	1.000	77.65	0.000	0.000	DI2_165_168_L_0						
49 D	15.83	2.2955E-05	136.0	79.17	152.0	81.97	UL-RL	5.7168E+04	-9.500	0.000	
1.000	1.000	79.17	0.000	0.000	DI2_165_168_L_0						
50 D	16.14	2.2903E-05	139.2	80.70	155.2	83.50	UL-RL	5.7168E+04	-9.700	0.000	
1.000	1.000	80.70	0.000	0.000	DI2_165_168_L_0						
51 D	16.45	2.2890E-05	142.4	82.23	158.4	85.02	UL-RL	5.7168E+04	-9.900	0.000	
1.000	1.000	82.23	0.000	0.000	DI2_165_168_L_0						
52 D	16.75	2.2912E-05	145.6	83.76	161.6	86.55	UL-RL	5.7168E+04	-10.10	0.000	
1.000	1.000	83.76	0.000	0.000	DI2_165_168_L_0						
53 D	17.06	2.2964E-05	148.8	85.30	164.8	88.09	UL-RL	5.7168E+04	-10.30	0.000	
1.000	1.000	85.30	0.000	0.000	DI2_165_168_L_0						
54 D	17.37	2.3041E-05	152.0	86.83	168.0	89.62	UL-RL	5.7168E+04	-10.50	0.000	
1.000	1.000	86.83	0.000	0.000	DI2_165_168_L_0						
55 D	17.67	2.3140E-05	155.2	88.37	171.2	91.15	UL-RL	5.7168E+04	-10.70	0.000	
1.000	1.000	88.37	0.000	0.000	DI2_165_168_L_0						
56 D	17.98	2.3258E-05	158.4	89.92	174.4	92.68	UL-RL	5.7168E+04	-10.90	0.000	
1.000	1.000	89.92	0.000	0.000	DI2_165_168_L_0						
57 D	18.29	2.3391E-05	161.6	91.46	177.6	94.22	UL-RL	5.7168E+04	-11.10	0.000	
1.000	1.000	91.46	0.000	0.000	DI2_165_168_L_0						
58 D	18.60	2.3537E-05	164.8	93.01	180.8	95.76	UL-RL	5.7168E+04	-11.30	0.000	
1.000	1.000	93.01	0.000	0.000	DI2_165_168_L_0						
59 D	18.91	2.3692E-05	168.0	94.56	184.0	97.29	UL-RL	5.7168E+04	-11.50	0.000	
1.000	1.000	94.56	0.000	0.000	DI2_165_168_L_0						
60 D	19.22	2.3856E-05	171.2	96.11	187.2	98.83	UL-RL	5.7168E+04	-11.70	0.000	
1.000	1.000	96.11	0.000	0.000	DI2_165_168_L_0						
61 D	19.53	2.4026E-05	174.4	97.66	190.4	100.4	UL-RL	5.7168E+04	-11.90	0.000	
1.000	1.000	97.66	0.000	0.000	DI2_165_168_L_0						

62 D	19.84	2.4200E-05	177.6	99.21	193.6	101.9	UL-RL	5.7168E+04	-12.10	0.000	
1.000	1.000	99.21	0.000	0.000	DI2_165_168_L_0						
63 D	20.15	2.4377E-05	180.8	100.8	196.8	103.5	UL-RL	5.7168E+04	-12.30	0.000	
1.000	1.000	100.8	0.000	0.000	DI2_165_168_L_0						
64 D	20.46	2.4556E-05	184.0	102.3	200.0	105.0	UL-RL	5.7168E+04	-12.50	0.000	
1.000	1.000	102.3	0.000	0.000	DI2_165_168_L_0						
65 D	20.77	2.4736E-05	187.2	103.9	203.2	106.5	UL-RL	5.7168E+04	-12.70	0.000	
1.000	1.000	103.9	0.000	0.000	DI2_165_168_L_0						
66 D	21.08	2.4917E-05	190.4	105.4	206.4	108.1	UL-RL	5.7168E+04	-12.90	0.000	
1.000	1.000	105.4	0.000	0.000	DI2_165_168_L_0						
67 D	21.40	2.5097E-05	193.6	107.0	209.6	109.6	UL-RL	5.7168E+04	-13.10	0.000	
1.000	1.000	107.0	0.000	0.000	DI2_165_168_L_0						
68 D	21.71	2.5276E-05	196.8	108.5	212.8	111.2	UL-RL	5.7168E+04	-13.30	0.000	
1.000	1.000	108.5	0.000	0.000	DI2_165_168_L_0						
69 D	22.02	2.5455E-05	200.0	110.1	216.0	112.7	UL-RL	5.7168E+04	-13.50	0.000	
1.000	1.000	110.1	0.000	0.000	DI2_165_168_L_0						
70 D	22.33	2.5632E-05	203.2	111.7	219.2	114.3	UL-RL	5.7168E+04	-13.70	0.000	
1.000	1.000	111.7	0.000	0.000	DI2_165_168_L_0						
71 D	22.64	2.5809E-05	206.4	113.2	222.4	115.8	UL-RL	5.7168E+04	-13.90	0.000	
1.000	1.000	113.2	0.000	0.000	DI2_165_168_L_0						
72 D	22.95	2.5984E-05	209.6	114.8	225.6	117.4	UL-RL	5.7168E+04	-14.10	0.000	
1.000	1.000	114.8	0.000	0.000	DI2_165_168_L_0						
73 D	23.27	2.6158E-05	212.8	116.3	228.8	118.9	UL-RL	5.7168E+04	-14.30	0.000	
1.000	1.000	116.3	0.000	0.000	DI2_165_168_L_0						
74 D	23.58	2.6332E-05	216.0	117.9	232.0	120.5	UL-RL	5.7168E+04	-14.50	0.000	
1.000	1.000	117.9	0.000	0.000	DI2_165_168_L_0						
75 D	23.89	2.6504E-05	219.2	119.5	235.2	122.0	UL-RL	5.7168E+04	-14.70	0.000	
1.000	1.000	119.5	0.000	0.000	DI2_165_168_L_0						
76 D	24.20	2.6677E-05	222.4	121.0	238.4	123.6	UL-RL	5.7168E+04	-14.90	0.000	
1.000	1.000	121.0	0.000	0.000	DI2_165_168_L_0						
77 D	24.52	2.6849E-05	225.6	122.6	241.6	125.1	UL-RL	5.7168E+04	-15.10	0.000	
1.000	1.000	122.6	0.000	0.000	DI2_165_168_L_0						
78 D	24.83	2.7020E-05	228.8	124.1	244.8	126.7	UL-RL	5.7168E+04	-15.30	0.000	
1.000	1.000	124.1	0.000	0.000	DI2_165_168_L_0						
79 D	12.57	2.7192E-05	232.0	125.7	248.0	128.2	UL-RL	5.7168E+04	-15.50	0.000	
1.000	1.000	125.7	0.000	0.000	DI2_165_168_L_0						

```
+-------------------------------------------------------------------------------------------------------------------------+
|                   PARATIEPLUS(TM)   NLS ENGINE RELEASE  2018.0    FULL VERSION  *Build date:Nov 13, 2017*              |
|                                                                                                                         |
|                            NewProject.BaseDesignSection_28.SLERaraFrequenteQuasiPermanente_1153                         |
|                                     Exe Time : 4 September 2018 18:06:50                                                |
+-------------------------------------------------------------------------------------------------------------------------+
New Project


S T R E S S   R E S U L T S   F O R   G R O U P   N O.   3

WallElement_33                                                  :
ELEMENT TYPE    2 NO.OF ELEMENTS. IN THIS GROUP   78
C U R R E N T   T I M E   I S     2.0000

 WALL2D ELEMENT

   EL      TA          TB          MA          MB
-------------------------------------------------------
    1 1.94756E-04-1.94756E-04 1.32161E-12 3.89512E-05
    2 0.21598    -0.21598    -3.89512E-05 4.32341E-02
    3 0.66425    -0.66425    -4.32341E-02 0.17608
    4  1.7788     -1.7788    -0.17608     0.53185
    5  3.4638     -3.4638    -0.53185      1.2246
    6  5.6451     -5.6451     -1.2246      2.3536
    7  5.5267     -5.5267     -2.3536      3.4590
    8  4.9149     -4.9149     -3.4590      4.4420
    9  4.3218     -4.3218     -4.4420      5.3063
   10  3.7646     -3.7646     -5.3063      6.0592
   11  3.2516     -3.2516     -6.0592      6.7095
   12  2.7873     -2.7873     -6.7095      7.2670
   13  2.3741     -2.3741     -7.2670      7.7418
   14  2.0130     -2.0130     -7.7418      8.1444
   15  1.7043     -1.7043     -8.1444      8.4853
   16  1.4475     -1.4475     -8.4853      8.7748
   17  1.2421     -1.2421     -8.7748      9.0232
   18  1.0868     -1.0868     -9.0232      9.2405
   19 0.98044    -0.98044     -9.2405      9.4366
   20 0.92158    -0.92158     -9.4366      9.6210
   21 0.90862    -0.90862     -9.6210      9.8027
   22 0.93984    -0.93984     -9.8027      9.9906
   23  1.0134     -1.0134     -9.9906      10.193
   24  1.1275     -1.1275     -10.193      10.419
   25  1.2801     -1.2801     -10.419      10.675
   26 0.61767    -0.61767     -10.675      10.798
   27 3.65506E-02-3.65506E-02 -10.798      10.806
   28-0.46848     0.46848     -10.806      10.712
   29-0.90269     0.90269     -10.712      10.531
   30 -1.2713      1.2713     -10.531      10.277
   31 -1.5795      1.5795     -10.277      9.9613
   32 -1.8322      1.8322     -9.9613      9.5949
   33 -2.0345      2.0345     -9.5949      9.1880
   34 -2.1910      2.1910     -9.1880      8.7498
   35 -2.3062      2.3062     -8.7498      8.2885
   36 -2.3844      2.3844     -8.2885      7.8117
   37 -2.4298      2.4298     -7.8117      7.3257
   38 -2.4461      2.4461     -7.3257      6.8365
   39 -2.4370      2.4370     -6.8365      6.3491
   40 -2.4060      2.4060     -6.3491      5.8679
   41 -2.3560      2.3560     -5.8679      5.3967
   42 -2.2900      2.2900     -5.3967      4.9387
   43 -2.2107      2.2107     -4.9387      4.4965
   44 -2.1206      2.1206     -4.4965      4.0724
   45 -2.0217      2.0217     -4.0724      3.6681
   46 -1.9162      1.9162     -3.6681      3.2849
   47 -1.8334      1.8334     -3.2849      3.1015
   48 -1.7493      1.7493     -3.1015      2.7516
   49 -1.6347      1.6347     -2.7516      2.4247
   50 -1.5190      1.5190     -2.4247      2.1209
   51 -1.4033      1.4033     -2.1209      1.8403
   52 -1.2887      1.2887     -1.8403      1.5825
```

```
53 -1.1761      1.1761     -1.5825      1.3473
54 -1.0664      1.0664     -1.3473      1.1340
55-0.96007     0.96007     -1.1340     0.94200
56-0.85776     0.85776    -0.94200     0.77044
57-0.75993     0.75993    -0.77044     0.61846
58-0.66694     0.66694    -0.61846     0.48507
59-0.57908     0.57908    -0.48507     0.36925
60-0.49660     0.49660    -0.36925     0.26994
61-0.41966     0.41966    -0.26994     0.18600
62-0.34839     0.34839    -0.18600     0.11633
63-0.28287     0.28287    -0.11633     5.97512E-02
64-0.22316     0.22316    -5.97512E-02 1.51184E-02
65-0.16928     0.16928    -1.51184E-02-1.87374E-02
66-0.12122     0.12122     1.87374E-02-4.29814E-02
67-7.89692E-02 7.89692E-02 4.29814E-02-5.87752E-02
68-4.24979E-02 4.24979E-02 5.87752E-02-6.72748E-02
69-1.17698E-02 1.17698E-02 6.72748E-02-6.96288E-02
70 1.32557E-02-1.32557E-02 6.96288E-02-6.69776E-02
71 3.26199E-02-3.26199E-02 6.69776E-02-6.04537E-02
72 4.63627E-02-4.63627E-02 6.04537E-02-5.11811E-02
73 5.45205E-02-5.45205E-02 5.11811E-02-4.02770E-02
74 5.71248E-02-5.71248E-02 4.02770E-02-2.88521E-02
75 5.42016E-02-5.42016E-02 2.88521E-02-1.80123E-02
76 4.57712E-02-4.57712E-02 1.80123E-02-8.85805E-03
77 3.18480E-02-3.18480E-02 8.85805E-03-2.48846E-03
78 1.24417E-02-1.24417E-02 2.48846E-03 5.79981E-13
```

```
+-------------------------------------------------------------------------------------------------------------------------+
|                   PARATIEPLUS(TM)   NLS ENGINE RELEASE  2018.0    FULL VERSION  *Build date:Nov 13, 2017*              |
|                                                                                                                         |
|                          NewProject.BaseDesignSection_28.SLERaraFrequenteQuasiPermanente_1153                           |
|                                   Exe Time : 4 September 2018 18:06:50                                                  |
+-------------------------------------------------------------------------------------------------------------------------+
New Project


S T R E S S   R E S U L T S   F O R   G R O U P   N O.   4

WallElement_New_76649                                        :
ELEMENT TYPE    2 NO.OF ELEMENTS. IN THIS GROUP   47
C U R R E N T   T I M E   I S     2.0000

 WALL2D ELEMENT

   EL      TA          TB          MA          MB
-----------------------------------------------------

***** NO ONE ELEMENT ACTIVE AT CURRENT STEP *****
```

```
+-------------------------------------------------------------------------------------------------------------------------+
|                   PARATIEPLUS(TM)   NLS ENGINE RELEASE  2018.0    FULL VERSION  *Build date:Nov 13, 2017*              |
|                                                                                                                         |
|                          NewProject.BaseDesignSection_28.SLERaraFrequenteQuasiPermanente_1153                           |
|                                   Exe Time : 4 September 2018 18:06:50                                                  |
+-------------------------------------------------------------------------------------------------------------------------+
New Project


S T R E S S    R E S U L T S    F O R    G R O U P    N O.    5

Tieback_175                                                 :
ELEMENT TYPE    6 NO.OF ELEMENTS. IN THIS GROUP    1
C U R R E N T    T I M E    I S      2.0000

 POST-TENSION 2D-BOUNDARY ELEMENT

         EL    FORCE          d0          EDISPL     pl. eps          K     -ve limit   +ve limit
-----------------------------------------------------------------------------------------------------

***** NO ONE ELEMENT ACTIVE AT CURRENT STEP *****

ITER     0 RNORM = 0.000     RMNORM= 0.000
           RINORM=0.4880E+05 RIMNOR= 5446.
           RENORM=0.1439E+05 REMNOR=0.1647E-21 RATIO =0.5430     TOLER =0.1000E-03  NOT CONVERGED
           RFMAX = 119.9     RMMAX = 10.81
           RTSMAL=0.1000E-02 RMSMAL=0.1000E-03
           RDT   =0.4880E+05 RDR   = 5446.
           RATIOT=0.5430     RATIOR= 0.000
           MAX UN=0.1522E-04 IEQ=     3 NODE      1 DOF   3  Y-DISPL.S
           MIN UN=-119.9     IEQ=     1 NODE      1 DOF   1  Y-DISPL.F
           NO. OF CONTACT CONSTRAINT VIOLATIONS     0


ITER     2 RNORM = 0.000     RMNORM= 0.000
           RINORM=0.4880E+05 RIMNOR= 5446.
           RENORM= 142.1     REMNOR=0.3012E-19 RATIO =0.5397E-01 TOLER =0.1000E-03  NOT CONVERGED
           RFMAX = 119.9     RMMAX = 10.81
           RTSMAL=0.1000E-02 RMSMAL=0.1000E-03
           RDT   =0.4880E+05 RDR   = 5446.
           RATIOT=0.5397E-01 RATIOR= 0.000
           MAX UN=0.2201E-01 IEQ=   201 NODE     41 DOF   1  Y-DISPL.F
           MIN UN=-7.311     IEQ=     6 NODE      2 DOF   1  Y-DISPL.F
           NO. OF CONTACT CONSTRAINT VIOLATIONS     0


ITER     3 RNORM = 0.000     RMNORM= 0.000
           RINORM=0.4880E+05 RIMNOR= 5446.
           RENORM= 3.399     REMNOR=0.1640E-19 RATIO =0.8347E-02 TOLER =0.1000E-03  NOT CONVERGED
           RFMAX = 119.9     RMMAX = 10.81
           RTSMAL=0.1000E-02 RMSMAL=0.1000E-03
           RDT   =0.4880E+05 RDR   = 5446.
           RATIOT=0.8347E-02 RATIOR= 0.000
           MAX UN=0.6689E-01 IEQ=   226 NODE     46 DOF   1  Y-DISPL.F
           MIN UN=-1.415     IEQ=    51 NODE     11 DOF   1  Y-DISPL.F
           NO. OF CONTACT CONSTRAINT VIOLATIONS     0


ITER     4 RNORM = 0.000     RMNORM= 0.000
           RINORM=0.4880E+05 RIMNOR= 5446.
           RENORM=0.1056E-01 REMNOR=0.9530E-20 RATIO =0.4651E-03 TOLER =0.1000E-03  NOT CONVERGED
           RFMAX = 119.9     RMMAX = 10.81
           RTSMAL=0.1000E-02 RMSMAL=0.1000E-03
           RDT   =0.4880E+05 RDR   = 5446.
           RATIOT=0.4651E-03 RATIOR= 0.000
           MAX UN=0.3498E-02 IEQ=   181 NODE     37 DOF   1  Y-DISPL.F
           MIN UN=-.1027     IEQ=    66 NODE     14 DOF   1  Y-DISPL.F
           NO. OF CONTACT CONSTRAINT VIOLATIONS     0


ITER     5 RNORM = 0.000     RMNORM= 0.000
```

```
RINORM=0.4880E+05 RIMNOR= 5446.
RENORM=0.2688E-09 REMNOR=0.1359E-19 RATIO =0.7422E-07 TOLER =0.1000E-03      CONVERGED !
RFMAX = 119.9     RMMAX = 10.81
RTSMAL=0.1000E-02 RMSMAL=0.1000E-03
RDT   =0.4880E+05 RDR   = 5446.
RATIOT=0.7422E-07 RATIOR= 0.000
MAX UN=0.1608E-04 IEQ=   196 NODE     40 DOF   1  Y-DISPL.F
MIN UN=-.9372E-06 IEQ=     3 NODE      1 DOF   3  Y-DISPL.S
NO. OF CONTACT CONSTRAINT VIOLATIONS     0
```

```
+-----------------------------------------------------------------------------------------------------------------------+
|                  PARATIEPLUS(TM)   NLS ENGINE RELEASE  2018.0    FULL VERSION  *Build date:Nov 13, 2017*             |
|                                                                                                                       |
|                          NewProject.BaseDesignSection_28.SLERaraFrequenteQuasiPermanente_1153                         |
|                                   Exe Time : 4 September 2018 18:06:50                                                |
+-----------------------------------------------------------------------------------------------------------------------+
New Project
SOLUTION REACHED USING     5 ITERATIONS ON   40

P R I N T   O U T   F O R   T I M E   S T E P    3     ( AT TIME   3.000     )

PRINT OUT OF ACTIVE COMPONENTS (FIXED NODES ARE NOT PRINTED OUT)
```

	Y-DISPL.F (02)	X-ROT. F (04)	Y-DISPL.S (08)	X-ROT. S (10)	Y-FORCE (14)	GAP	C-FORCE
1	-1.6970489E-03	4.5069168E-04	-1.6970489E-03	0.000000	2.5352611E-16	2.1684043E-19	9.3723441E-07
2	-1.6069754E-03	4.4971834E-04	-1.6069754E-03	0.000000	1.2296870E-16	4.3368087E-19	9.0918046E-07
3	-1.5172898E-03	4.4682085E-04	-1.5172898E-03	0.000000	1.1917436E-16	6.5052130E-19	8.8112665E-07
4	-1.4283708E-03	4.4206797E-04	-1.4283708E-03	0.000000	1.1538007E-16	4.3368087E-19	8.5307322E-07
5	-1.3405785E-03	4.3557715E-04	-1.3405785E-03	0.000000	1.1158588E-16	0.000000	8.2502054E-07
6	-1.2542459E-03	4.2749715E-04	-1.2542459E-03	0.000000	1.0779155E-16	0.000000	7.9696683E-07
7	-1.1696752E-03	4.1798306E-04	-1.1696752E-03	0.000000	1.0399535E-16	-2.1684043E-19	7.6889928E-07
8	-1.0871380E-03	4.0718820E-04	-1.0871380E-03	0.000000	1.0019380E-16	-2.1684043E-19	7.4079216E-07
9	-1.0068754E-03	3.9526189E-04	-1.0068754E-03	0.000000	9.6381736E-17	2.1684043E-19	7.1260730E-07
10	-9.2909904E-04	3.8234912E-04	-9.2909904E-04	0.000000	9.2552371E-17	2.1684043E-19	6.8429453E-07
11	-8.5399214E-04	3.6859049E-04	-8.5399214E-04	0.000000	8.8697358E-17	0.000000	6.5579214E-07
12	-7.8171016E-04	3.5412219E-04	-7.8171016E-04	0.000000	8.4806851E-17	-1.0842022E-19	6.2702732E-07
13	-7.1238178E-04	3.3907611E-04	-7.1238178E-04	0.000000	8.0869569E-17	0.000000	5.9791665E-07
14	-6.4610971E-04	3.2357999E-04	-6.4610971E-04	0.000000	7.6872853E-17	1.0842022E-19	5.6836656E-07
15	-5.8297154E-04	3.0775756E-04	-5.8297154E-04	0.000000	7.2810249E-17	1.0842022E-19	5.3832933E-07
16	-5.2302062E-04	2.9172613E-04	-5.2302062E-04	0.000000	6.8704413E-17	2.1684043E-19	5.0796864E-07
17	-4.6628757E-04	2.7559322E-04	-4.6628757E-04	0.000000	6.4581689E-17	-5.4210109E-20	4.7748712E-07
18	-4.1278329E-04	2.5945668E-04	-4.1278329E-04	0.000000	6.0467329E-17	1.0842022E-19	4.4707081E-07
19	-3.6249926E-04	2.4340473E-04	-3.6249926E-04	0.000000	5.6385199E-17	5.4210109E-20	4.1688920E-07
20	-3.1541046E-04	2.2751682E-04	-3.1541046E-04	0.000000	5.2355335E-17	0.000000	3.8709692E-07
21	-2.7147706E-04	2.1186421E-04	-2.7147706E-04	0.000000	4.8397588E-17	0.000000	3.5783474E-07
22	-2.3064510E-04	1.9651018E-04	-2.3064510E-04	0.000000	4.4529089E-17	-8.1315163E-20	3.2922995E-07
23	-1.9284933E-04	1.8151104E-04	-1.9284933E-04	0.000000	4.0764790E-17	0.000000	3.0139825E-07
24	-1.5801372E-04	1.6691636E-04	-1.5801372E-04	0.000000	3.7119185E-17	0.000000	2.7444414E-07
25	-1.2605293E-04	1.5276953E-04	-1.2605293E-04	0.000000	3.3605036E-17	-2.7105054E-20	2.4846195E-07
26	-9.6873534E-05	1.3910825E-04	-9.6873534E-05	0.000000	3.0233583E-17	1.3552527E-20	2.2353680E-07
27	-7.0374524E-05	1.2597547E-04	-7.0374524E-05	0.000000	2.7015577E-17	1.3552527E-20	1.9974397E-07
28	-4.6445210E-05	1.1341673E-04	-4.6445210E-05	0.000000	2.3958961E-17	6.7762636E-21	1.7714306E-07
29	-2.4967162E-05	1.0146806E-04	-2.4967162E-05	0.000000	2.1069398E-17	-3.3881318E-21	1.5577878E-07
30	-5.8154943E-06	9.0156769E-05	-5.8154943E-06	0.000000	1.8351291E-17	8.4703295E-22	1.3568217E-07
31	1.1139337E-05	7.9502341E-05	1.1139337E-05	0.000000	1.5807107E-17	0.000000	1.1687236E-07
32	2.6029958E-05	6.9516738E-05	2.6029958E-05	0.000000	1.3438237E-17	6.7762636E-21	9.9357740E-08
33	3.8990822E-05	6.0204127E-05	3.8990822E-05	0.000000	1.1244213E-17	1.3552527E-20	8.3135254E-08
34	5.0156297E-05	5.1561840E-05	5.0156297E-05	0.000000	9.2231300E-18	-2.0328791E-20	6.8192168E-08
35	5.9659662E-05	4.3581103E-05	5.9659662E-05	0.000000	7.3722267E-18	0.000000	5.4507322E-08
36	6.7631911E-05	3.6247953E-05	6.7631911E-05	0.000000	5.6876739E-18	0.000000	4.2052722E-08
37	7.4200763E-05	2.9544072E-05	7.4200763E-05	0.000000	4.1650493E-18	1.3552527E-20	3.0794954E-08
38	7.9489991E-05	2.3447475E-05	7.9489991E-05	0.000000	2.7989499E-18	-1.3552527E-20	2.0694326E-08
39	8.3618598E-05	1.7933559E-05	8.3618598E-05	0.000000	1.5823930E-18	1.3552527E-20	1.1699586E-08
40	8.6700480E-05	1.2975624E-05	8.6700480E-05	0.000000	5.0731586E-19	0.000000	3.7508924E-09
41	8.8844028E-05	8.5453923E-06	8.8844028E-05	0.000000	-4.3484897E-19	-1.3552527E-20	-3.2151009E-09
42	9.0151856E-05	4.6134481E-06	9.0151856E-05	0.000000	-1.2527610E-18	0.000000	-9.2624179E-09
43	9.0720615E-05	1.1496254E-06	9.0720615E-05	0.000000	-1.9550441E-18	1.3552527E-20	-1.4454821E-08
44	9.0640876E-05	-1.8766529E-06	9.0640876E-05	0.000000	-2.5501971E-18	0.000000	-1.8855288E-08
45	8.9997082E-05	-4.4960638E-06	8.9997082E-05	0.000000	-3.0466038E-18	1.3552527E-20	-2.2525550E-08
46	8.8867540E-05	-6.7391729E-06	8.8867540E-05	0.000000	-3.4524139E-18	2.7105054E-20	-2.5525780E-08
47	8.7324490E-05	-8.6361295E-06	8.7324490E-05	0.000000	-8.3907978E-19	1.3552527E-20	-2.7914167E-08
48	8.6418844E-05	-9.4631862E-06	8.6418844E-05	0.000000	-8.6861021E-19	1.3552527E-20	-2.8896573E-08
49	8.4378119E-05	-1.0896127E-05	8.4378119E-05	0.000000	-4.1213402E-18	1.3552527E-20	-3.0471556E-08
50	8.2078632E-05	-1.2055483E-05	8.2078632E-05	0.000000	-4.2699349E-18	-1.3552527E-20	-3.1570206E-08
51	7.9572331E-05	-1.2968765E-05	7.9572331E-05	0.000000	-4.3608347E-18	0.000000	-3.2242283E-08
52	7.6905766E-05	-1.3662451E-05	7.6905766E-05	0.000000	-4.4004032E-18	-1.3552527E-20	-3.2534837E-08
53	7.4120299E-05	-1.4161914E-05	7.4120299E-05	0.000000	-4.3946297E-18	0.000000	-3.2492150E-08
54	7.1252335E-05	-1.4491352E-05	7.1252335E-05	0.000000	-4.3491255E-18	1.3552527E-20	-3.2155710E-08
55	6.8333561E-05	-1.4673738E-05	6.8333561E-05	0.000000	-4.2691147E-18	-1.3552527E-20	-3.1564142E-08

56	6.5391203E-05	-1.4730682E-05	6.5391203E-05	0.000000	-4.1593976E-18	2.7105054E-20	-3.0752937E-08
57	6.2448308E-05	-1.4682339E-05	6.2448308E-05	0.000000	-4.0243481E-18	1.3552527E-20	-2.9754434E-08
58	5.9524041E-05	-1.4547393E-05	5.9524041E-05	0.000000	-3.8679251E-18	1.3552527E-20	-2.8597905E-08
59	5.6633976E-05	-1.4343068E-05	5.6633976E-05	0.000000	-3.6936859E-18	0.000000	-2.7309649E-08
60	5.3790387E-05	-1.4085141E-05	5.3790387E-05	0.000000	-3.5048012E-18	0.000000	-2.5913111E-08
61	5.1002536E-05	-1.3787957E-05	5.1002536E-05	0.000000	-3.3040731E-18	0.000000	-2.4429007E-08
62	4.8276958E-05	-1.3464459E-05	4.8276958E-05	0.000000	-3.0939537E-18	-6.7762636E-21	-2.2875467E-08
63	4.5617736E-05	-1.3126216E-05	4.5617736E-05	0.000000	-2.8765650E-18	0.000000	-2.1268181E-08
64	4.3026773E-05	-1.2783454E-05	4.3026773E-05	0.000000	-2.6537198E-18	0.000000	-1.9620553E-08
65	4.0504061E-05	-1.2445090E-05	4.0504061E-05	0.000000	-2.4269439E-18	0.000000	-1.7943862E-08
66	3.8047934E-05	-1.2118769E-05	3.8047934E-05	0.000000	-2.1974978E-18	0.000000	-1.6247427E-08
67	3.5655324E-05	-1.1810891E-05	3.5655324E-05	0.000000	-1.9663993E-18	-6.7762636E-21	-1.4538777E-08
68	3.3322002E-05	-1.1526650E-05	3.3322002E-05	0.000000	-1.7344470E-18	0.000000	-1.2823814E-08
69	3.1042821E-05	-1.1270061E-05	3.1042821E-05	0.000000	-1.5022428E-18	0.000000	-1.1106988E-08
70	2.8811943E-05	-1.1043989E-05	2.8811943E-05	0.000000	-1.2702153E-18	0.000000	-9.3914685E-09
71	2.6623075E-05	-1.0850175E-05	2.6623075E-05	0.000000	-1.0386430E-18	-3.3881318E-21	-7.6793149E-09
72	2.4469680E-05	-1.0689258E-05	2.4469680E-05	0.000000	-8.0767752E-19	-3.3881318E-21	-5.9716474E-09
73	2.2345208E-05	-1.0560793E-05	2.2345208E-05	0.000000	-5.7736650E-19	-3.3881318E-21	-4.2688190E-09
74	2.0243300E-05	-1.0463272E-05	2.0243300E-05	0.000000	-3.4767697E-19	-6.7762636E-21	-2.5705857E-09
75	1.8158007E-05	-1.0394130E-05	1.8158007E-05	0.000000	-1.1850935E-19	6.7762636E-21	-8.7627686E-10
76	1.6084100E-05	-1.0349759E-05	1.6084100E-05	0.000000	1.1021550E-19	1.6940659E-20	8.1495081E-10
77	1.4016866E-05	-1.0325511E-05	1.4016866E-05	0.000000	3.3870923E-19	0.000000	2.5042818E-09
78	1.1952933E-05	-1.0315710E-05	1.1952933E-05	0.000000	5.6709561E-19	-8.4703295E-21	4.1925657E-09
79	9.8899627E-06	-1.0313647E-05	9.8899627E-06	0.000000	1.5909571E-18	-3.3881318E-21	5.8805708E-09

```
+-------------------------------------------------------------------------------------------------------------------------------+
|                   PARATIEPLUS(TM)   NLS ENGINE RELEASE  2018.0    FULL VERSION  *Build date:Nov 13, 2017*                    |
|                                                                                                                               |
|                            NewProject.BaseDesignSection_28.SLERaraFrequenteQuasiPermanente_1153                               |
|                                     Exe Time : 4 September 2018 18:06:50                                                      |
+-------------------------------------------------------------------------------------------------------------------------------+
New Project


S T R E S S   R E S U L T S   F O R   G R O U P   N O.   1

0_L                                                              :
ELEMENT TYPE    5 NO.OF ELEMENTS. IN THIS GROUP   79
C U R R E N T   T I M E   I S      3.0000

 HARDENING 2D SOIL ELEMENT

 ****** TOTAL STRESS FORMULATION *****

  EL *   FORCE     DISPL-Y  VERTICAL-P  HORIZON.-P     MAX-V-P     MAX-H-P           STATE   STIFFNESS Z-LEVEL      PORE
E FACTOR    UFACTOR       Peq           Su_a         Su_p     LAYER
 ------------------------------------------------------------------------------------------------------------------------------
-------------------------------------------------------------------------------------------
   1 D  2.7038E-03  1.6970E-03  6.3056E-03  2.7038E-02  6.3056E-03  0.6685         PASSIVE   0.000       0.000       0.000
1.000       1.000      2.7038E-02   0.000       0.000     DI1_164_167_L_0
   2 D   2.779      1.6070E-03   3.240       13.89       3.240       13.89         PASSIVE   0.000      -0.2000      0.000
1.000       1.000       13.89       0.000       0.000     DI1_164_167_L_0
   3 D   5.692      1.5173E-03   6.637       28.46       6.637       28.46         PASSIVE   0.000      -0.4000      0.000
1.000       1.000       28.46       0.000       0.000     DI1_164_167_L_0
   4 D   8.784      1.4284E-03   10.24       43.92       10.24       43.92         PASSIVE   0.000      -0.6000      0.000
1.000       1.000       43.92       0.000       0.000     DI1_164_167_L_0
   5 D   9.545      1.3406E-03   14.00       47.73       14.00       47.73            V-C  2.5143E+04 -0.8000      0.000
1.000       1.000       47.73       0.000       0.000     DI1_164_167_L_0
   6 D   9.565      1.2542E-03   17.83       47.83       17.83       47.83            V-C  2.5143E+04  -1.000      0.000
1.000       1.000       47.83       0.000       0.000     DI1_164_167_L_0
   7 D   9.542      1.1697E-03   21.70       47.71       21.70       47.71            V-C  2.5143E+04  -1.200      0.000
1.000       1.000       47.71       0.000       0.000     DI1_164_167_L_0
   8 D   9.496      1.0871E-03   25.76       47.48       25.76       47.48            V-C  2.5143E+04  -1.400      0.000
1.000       1.000       47.48       0.000       0.000     DI1_164_167_L_0
   9 D   9.438      1.0069E-03   29.67       47.19       29.67       47.19            V-C  2.5143E+04  -1.600      0.000
1.000       1.000       47.19       0.000       0.000     DI1_164_167_L_0
  10 D   9.378      9.2910E-04   34.27       46.89       34.27       46.89            V-C  2.5143E+04  -1.800      0.000
1.000       1.000       46.89       0.000       0.000     DI1_164_167_L_0
  11 D   9.322      8.5399E-04   37.91       46.61       37.91       46.61            V-C  2.5143E+04  -2.000      0.000
1.000       1.000       46.61       0.000       0.000     DI1_164_167_L_0
  12 D   9.274      7.8171E-04   41.48       46.37       41.48       46.37            V-C  2.5143E+04  -2.200      0.000
1.000       1.000       46.37       0.000       0.000     DI1_164_167_L_0
  13 D   9.236      7.1238E-04   45.62       46.18       45.62       46.18            V-C  2.5143E+04  -2.400      0.000
1.000       1.000       46.18       0.000       0.000     DI1_164_167_L_0
  14 D   9.210      6.4611E-04   49.06       46.05       49.06       46.05            V-C  2.5143E+04  -2.600      0.000
1.000       1.000       46.05       0.000       0.000     DI1_164_167_L_0
  15 D   9.198      5.8297E-04   52.48       45.99       52.48       45.99            V-C  2.5143E+04  -2.800      0.000
1.000       1.000       45.99       0.000       0.000     DI1_164_167_L_0
  16 D   9.201      5.2302E-04   56.37       46.00       56.37       46.00            V-C  2.5143E+04  -3.000      0.000
1.000       1.000       46.00       0.000       0.000     DI1_164_167_L_0
  17 D   9.218      4.6629E-04   59.72       46.09       59.72       46.09            V-C  2.5143E+04  -3.200      0.000
1.000       1.000       46.09       0.000       0.000     DI1_164_167_L_0
  18 D   9.251      4.1278E-04   63.49       46.25       63.49       46.25            V-C  2.5143E+04  -3.400      0.000
1.000       1.000       46.25       0.000       0.000     DI1_164_167_L_0
  19 D   9.299      3.6250E-04   66.79       46.50       66.79       46.50            V-C  2.5143E+04  -3.600      0.000
1.000       1.000       46.50       0.000       0.000     DI1_164_167_L_0
  20 D   9.364      3.1541E-04   70.09       46.82       70.09       46.82            V-C  2.5143E+04  -3.800      0.000
1.000       1.000       46.82       0.000       0.000     DI1_164_167_L_0
  21 D   9.443      2.7148E-04   73.38       47.22       73.38       47.22            V-C  2.5143E+04  -4.000      0.000
1.000       1.000       47.22       0.000       0.000     DI1_164_167_L_0
  22 D   9.539      2.3065E-04   77.01       47.69       77.01       47.69            V-C  2.5143E+04  -4.200      0.000
1.000       1.000       47.69       0.000       0.000     DI1_164_167_L_0
  23 D   9.649      1.9285E-04   80.27       48.25       80.27       48.25            V-C  2.5143E+04  -4.400      0.000
1.000       1.000       48.25       0.000       0.000     DI1_164_167_L_0
  24 D   9.774      1.5801E-04   83.53       48.87       83.53       48.87            V-C  2.5143E+04  -4.600      0.000
1.000       1.000       48.87       0.000       0.000     DI1_164_167_L_0
```

25 D	9.914	1.2605E-04	87.10	49.57	87.10	49.57	V-C	2.5143E+04	-4.800	0.000
1.000	1.000	49.57	0.000	0.000	DI1_164_167_L_0					
26 D	10.76	9.6874E-05	90.34	53.78	90.34	53.78	V-C	6.0600E+04	-5.000	0.000
1.000	1.000	53.78	0.000	0.000	DI2_165_168_L_0					
27 D	10.73	7.0375E-05	93.58	53.67	93.58	53.67	V-C	6.0600E+04	-5.200	0.000
1.000	1.000	53.67	0.000	0.000	DI2_165_168_L_0					
28 D	10.75	4.6445E-05	97.10	53.73	97.10	53.73	V-C	6.0600E+04	-5.400	0.000
1.000	1.000	53.73	0.000	0.000	DI2_165_168_L_0					
29 D	10.79	2.4967E-05	100.3	53.93	100.3	53.93	V-C	6.0600E+04	-5.600	0.000
1.000	1.000	53.93	0.000	0.000	DI2_165_168_L_0					
30 D	10.85	5.8155E-06	103.6	54.27	103.6	54.27	V-C	6.0600E+04	-5.800	0.000
1.000	1.000	54.27	0.000	0.000	DI2_165_168_L_0					
31 D	10.87	-1.1139E-05	107.0	54.35	107.0	55.43	UL-RL	9.6960E+04	-6.000	0.000
1.000	1.000	54.35	0.000	0.000	DI2_165_168_L_0					
32 D	10.88	-2.6030E-05	110.3	54.41	110.3	56.94	UL-RL	9.6960E+04	-6.200	0.000
1.000	1.000	54.41	0.000	0.000	DI2_165_168_L_0					
33 D	10.93	-3.8991E-05	113.5	54.66	113.5	58.44	UL-RL	9.6960E+04	-6.400	0.000
1.000	1.000	54.66	0.000	0.000	DI2_165_168_L_0					
34 D	11.02	-5.0156E-05	116.9	55.09	116.9	59.95	UL-RL	9.6960E+04	-6.600	0.000
1.000	1.000	55.09	0.000	0.000	DI2_165_168_L_0					
35 D	11.14	-5.9660E-05	120.1	55.68	120.1	61.46	UL-RL	9.6960E+04	-6.800	0.000
1.000	1.000	55.68	0.000	0.000	DI2_165_168_L_0					
36 D	11.28	-6.7632E-05	123.3	56.42	123.3	62.98	UL-RL	9.6960E+04	-7.000	0.000
1.000	1.000	56.42	0.000	0.000	DI2_165_168_L_0					
37 D	11.46	-7.4201E-05	126.8	57.29	126.8	64.49	UL-RL	9.6960E+04	-7.200	0.000
1.000	1.000	57.29	0.000	0.000	DI2_165_168_L_0					
38 D	11.66	-7.9490E-05	130.0	58.29	130.0	66.00	UL-RL	9.6960E+04	-7.400	0.000
1.000	1.000	58.29	0.000	0.000	DI2_165_168_L_0					
39 D	11.88	-8.3619E-05	133.2	59.41	133.2	67.52	UL-RL	9.6960E+04	-7.600	0.000
1.000	1.000	59.41	0.000	0.000	DI2_165_168_L_0					
40 D	12.13	-8.6700E-05	136.6	60.63	136.6	69.03	UL-RL	9.6960E+04	-7.800	0.000
1.000	1.000	60.63	0.000	0.000	DI2_165_168_L_0					
41 D	12.39	-8.8844E-05	139.8	61.94	139.8	70.55	UL-RL	9.6960E+04	-8.000	0.000
1.000	1.000	61.94	0.000	0.000	DI2_165_168_L_0					
42 D	12.67	-9.0152E-05	143.0	63.33	143.0	72.07	UL-RL	9.6960E+04	-8.200	0.000
1.000	1.000	63.33	0.000	0.000	DI2_165_168_L_0					
43 D	12.96	-9.0721E-05	146.4	64.79	146.4	73.59	UL-RL	9.6960E+04	-8.400	0.000
1.000	1.000	64.79	0.000	0.000	DI2_165_168_L_0					
44 D	13.26	-9.0641E-05	149.6	66.32	149.6	75.11	UL-RL	9.6960E+04	-8.600	0.000
1.000	1.000	66.32	0.000	0.000	DI2_165_168_L_0					
45 D	13.58	-8.9997E-05	152.8	67.91	152.8	76.63	UL-RL	9.6960E+04	-8.800	0.000
1.000	1.000	67.91	0.000	0.000	DI2_165_168_L_0					
46 D	13.91	-8.8868E-05	156.2	69.54	156.2	78.16	UL-RL	9.6960E+04	-9.000	0.000
1.000	1.000	69.54	0.000	0.000	DI2_165_168_L_0					
47 D	10.68	-8.7324E-05	159.4	71.21	159.4	79.68	UL-RL	9.6960E+04	-9.200	0.000
1.000	1.000	71.21	0.000	0.000	DI2_165_168_L_0					
48 D	10.81	-8.6419E-05	161.1	72.06	161.1	80.44	UL-RL	9.6960E+04	-9.300	0.000
1.000	1.000	72.06	0.000	0.000	DI2_165_168_L_0					
49 D	14.76	-8.4378E-05	164.3	73.79	164.3	81.97	UL-RL	9.6960E+04	-9.500	0.000
1.000	1.000	73.79	0.000	0.000	DI2_165_168_L_0					
50 D	15.11	-8.2079E-05	167.5	75.54	167.5	83.50	UL-RL	9.6960E+04	-9.700	0.000
1.000	1.000	75.54	0.000	0.000	DI2_165_168_L_0					
51 D	15.46	-7.9572E-05	170.8	77.31	170.8	85.02	UL-RL	9.6960E+04	-9.900	0.000
1.000	1.000	77.31	0.000	0.000	DI2_165_168_L_0					
52 D	15.82	-7.6906E-05	174.0	79.10	174.0	86.55	UL-RL	9.6960E+04	-10.10	0.000
1.000	1.000	79.10	0.000	0.000	DI2_165_168_L_0					
53 D	16.18	-7.4120E-05	177.2	80.90	177.2	88.09	UL-RL	9.6960E+04	-10.30	0.000
1.000	1.000	80.90	0.000	0.000	DI2_165_168_L_0					
54 D	16.54	-7.1252E-05	180.6	82.71	180.6	89.62	UL-RL	9.6960E+04	-10.50	0.000
1.000	1.000	82.71	0.000	0.000	DI2_165_168_L_0					
55 D	16.90	-6.8334E-05	183.8	84.52	183.8	91.15	UL-RL	9.6960E+04	-10.70	0.000
1.000	1.000	84.52	0.000	0.000	DI2_165_168_L_0					
56 D	17.27	-6.5391E-05	187.0	86.34	187.0	92.68	UL-RL	9.6960E+04	-10.90	0.000
1.000	1.000	86.34	0.000	0.000	DI2_165_168_L_0					
57 D	17.63	-6.2448E-05	190.3	88.16	190.3	94.22	UL-RL	9.6960E+04	-11.10	0.000
1.000	1.000	88.16	0.000	0.000	DI2_165_168_L_0					
58 D	18.00	-5.9524E-05	193.5	89.98	193.5	95.76	UL-RL	9.6960E+04	-11.30	0.000
1.000	1.000	89.98	0.000	0.000	DI2_165_168_L_0					
59 D	18.36	-5.6634E-05	196.7	91.80	196.7	97.29	UL-RL	9.6960E+04	-11.50	0.000
1.000	1.000	91.80	0.000	0.000	DI2_165_168_L_0					
60 D	18.72	-5.3790E-05	200.0	93.62	200.0	98.83	UL-RL	9.6960E+04	-11.70	0.000
1.000	1.000	93.62	0.000	0.000	DI2_165_168_L_0					
61 D	19.08	-5.1003E-05	203.2	95.42	203.2	100.4	UL-RL	9.6960E+04	-11.90	0.000
1.000	1.000	95.42	0.000	0.000	DI2_165_168_L_0					

```
  62 D   19.45     -4.8277E-05   206.4       97.23       206.4       101.9          UL-RL  9.6960E+04  -12.10       0.000
1.000       1.000       97.23       0.000       0.000     DI2_165_168_L_0
  63 D   19.81     -4.5618E-05   209.8       99.03       209.8       103.5          UL-RL  9.6960E+04  -12.30       0.000
1.000       1.000       99.03       0.000       0.000     DI2_165_168_L_0
  64 D   20.16     -4.3027E-05   213.0       100.8       213.0       105.0          UL-RL  9.6960E+04  -12.50       0.000
1.000       1.000       100.8       0.000       0.000     DI2_165_168_L_0
  65 D   20.52     -4.0504E-05   216.2       102.6       216.2       106.5          UL-RL  9.6960E+04  -12.70       0.000
1.000       1.000       102.6       0.000       0.000     DI2_165_168_L_0
  66 D   20.88     -3.8048E-05   219.5       104.4       219.5       108.1          UL-RL  9.6960E+04  -12.90       0.000
1.000       1.000       104.4       0.000       0.000     DI2_165_168_L_0
  67 D   21.23     -3.5655E-05   222.7       106.2       222.7       109.6          UL-RL  9.6960E+04  -13.10       0.000
1.000       1.000       106.2       0.000       0.000     DI2_165_168_L_0
  68 D   21.59     -3.3322E-05   225.9       107.9       225.9       111.2          UL-RL  9.6960E+04  -13.30       0.000
1.000       1.000       107.9       0.000       0.000     DI2_165_168_L_0
  69 D   21.94     -3.1043E-05   229.2       109.7       229.2       112.7          UL-RL  9.6960E+04  -13.50       0.000
1.000       1.000       109.7       0.000       0.000     DI2_165_168_L_0
  70 D   22.29     -2.8812E-05   232.4       111.5       232.4       114.3          UL-RL  9.6960E+04  -13.70       0.000
1.000       1.000       111.5       0.000       0.000     DI2_165_168_L_0
  71 D   22.65     -2.6623E-05   235.6       113.2       235.6       115.8          UL-RL  9.6960E+04  -13.90       0.000
1.000       1.000       113.2       0.000       0.000     DI2_165_168_L_0
  72 D   23.00     -2.4470E-05   238.9       115.0       238.9       117.4          UL-RL  9.6960E+04  -14.10       0.000
1.000       1.000       115.0       0.000       0.000     DI2_165_168_L_0
  73 D   23.35     -2.2345E-05   242.1       116.7       242.1       118.9          UL-RL  9.6960E+04  -14.30       0.000
1.000       1.000       116.7       0.000       0.000     DI2_165_168_L_0
  74 D   23.70     -2.0243E-05   245.3       118.5       245.3       120.5          UL-RL  9.6960E+04  -14.50       0.000
1.000       1.000       118.5       0.000       0.000     DI2_165_168_L_0
  75 D   24.05     -1.8158E-05   248.6       120.3       248.6       122.0          UL-RL  9.6960E+04  -14.70       0.000
1.000       1.000       120.3       0.000       0.000     DI2_165_168_L_0
  76 D   24.40     -1.6084E-05   251.8       122.0       251.8       123.6          UL-RL  9.6960E+04  -14.90       0.000
1.000       1.000       122.0       0.000       0.000     DI2_165_168_L_0
  77 D   24.75     -1.4017E-05   255.0       123.8       255.0       125.1          UL-RL  9.6960E+04  -15.10       0.000
1.000       1.000       123.8       0.000       0.000     DI2_165_168_L_0
  78 D   25.10     -1.1953E-05   258.3       125.5       258.3       126.7          UL-RL  9.6960E+04  -15.30       0.000
1.000       1.000       125.5       0.000       0.000     DI2_165_168_L_0
  79 D   12.73     -9.8900E-06   261.5       127.3       261.5       128.2          UL-RL  9.6960E+04  -15.50       0.000
1.000       1.000       127.3       0.000       0.000     DI2_165_168_L_0
```

```
+-------------------------------------------------------------------------------------------------------------------------------+
|                   PARATIEPLUS(TM)   NLS ENGINE RELEASE  2018.0    FULL VERSION  *Build date:Nov 13, 2017*                    |
|                                                                                                                               |
|                            NewProject.BaseDesignSection_28.SLERaraFrequenteQuasiPermanente_1153                               |
|                                     Exe Time : 4 September 2018 18:06:50                                                      |
+-------------------------------------------------------------------------------------------------------------------------------+
New Project


S T R E S S   R E S U L T S   F O R   G R O U P   N O.   2

0_R                                                              :
ELEMENT TYPE    5 NO.OF ELEMENTS. IN THIS GROUP   79
C U R R E N T   T I M E   I S      3.0000

 HARDENING 2D SOIL ELEMENT

 ****** TOTAL STRESS FORMULATION *****

  EL *   FORCE     DISPL-Y  VERTICAL-P  HORIZON.-P     MAX-V-P     MAX-H-P           STATE   STIFFNESS Z-LEVEL      PORE
E FACTOR    UFACTOR        Peq           Su_a         Su_p     LAYER
 ------------------------------------------------------------------------------------------------------------------------------
-------------------------------------------------------------------------------------------
   1     0.000         --          --          --          --          --          REMOVED     --        0.000       0.000
1.000       1.000       0.000       0.000       0.000     not available
   2     0.000         --          --          --          --          --          REMOVED     --      -0.2000       0.000
1.000       1.000       0.000       0.000       0.000     not available
   3     0.000         --          --          --          --          --          REMOVED     --      -0.4000       0.000
1.000       1.000       0.000       0.000       0.000     not available
   4     0.000         --          --          --          --          --          REMOVED     --      -0.6000       0.000
1.000       1.000       0.000       0.000       0.000     not available
   5     0.000         --          --          --          --          --          REMOVED     --      -0.8000       0.000
1.000       1.000       0.000       0.000       0.000     not available
   6 D   0.000     -1.2542E-03   0.000       0.000       16.00       16.29          ACTIVE   0.000      -1.000       0.000
1.000       1.000       0.000       0.000       0.000     DI1_164_167_L_0
   7 D  0.2131     -1.1697E-03   3.200       1.066       19.20       18.30          ACTIVE   0.000      -1.200       0.000
1.000       1.000       1.066       0.000       0.000     DI1_164_167_L_0
   8 D  0.4262     -1.0871E-03   6.400       2.131       22.40       20.14          ACTIVE   0.000      -1.400       0.000
1.000       1.000       2.131       0.000       0.000     DI1_164_167_L_0
   9 D  0.6394     -1.0069E-03   9.600       3.197       25.60       21.87          ACTIVE   0.000      -1.600       0.000
1.000       1.000       3.197       0.000       0.000     DI1_164_167_L_0
  10 D  0.8525     -9.2910E-04   12.80       4.262       28.80       23.53          ACTIVE   0.000      -1.800       0.000
1.000       1.000       4.262       0.000       0.000     DI1_164_167_L_0
  11 D   1.066     -8.5399E-04   16.00       5.328       32.00       25.14          ACTIVE   0.000      -2.000       0.000
1.000       1.000       5.328       0.000       0.000     DI1_164_167_L_0
  12 D   1.279     -7.8171E-04   19.20       6.394       35.20       26.72          ACTIVE   0.000      -2.200       0.000
1.000       1.000       6.394       0.000       0.000     DI1_164_167_L_0
  13 D   1.492     -7.1238E-04   22.40       7.459       38.40       28.27          ACTIVE   0.000      -2.400       0.000
1.000       1.000       7.459       0.000       0.000     DI1_164_167_L_0
  14 D   1.705     -6.4611E-04   25.60       8.525       41.60       29.81          ACTIVE   0.000      -2.600       0.000
1.000       1.000       8.525       0.000       0.000     DI1_164_167_L_0
  15 D   2.252     -5.8297E-04   28.80       11.26       44.80       31.33           UL-RL  2.6819E+04  -2.800       0.000
1.000       1.000       11.26       0.000       0.000     DI1_164_167_L_0
  16 D   2.884     -5.2302E-04   32.00       14.42       48.00       32.85           UL-RL  2.6819E+04  -3.000       0.000
1.000       1.000       14.42       0.000       0.000     DI1_164_167_L_0
  17 D   3.498     -4.6629E-04   35.20       17.49       51.20       34.37           UL-RL  2.6819E+04  -3.200       0.000
1.000       1.000       17.49       0.000       0.000     DI1_164_167_L_0
  18 D   4.092     -4.1278E-04   38.40       20.46       54.40       35.88           UL-RL  2.6819E+04  -3.400       0.000
1.000       1.000       20.46       0.000       0.000     DI1_164_167_L_0
  19 D   4.667     -3.6250E-04   41.60       23.34       57.60       37.38           UL-RL  2.6819E+04  -3.600       0.000
1.000       1.000       23.34       0.000       0.000     DI1_164_167_L_0
  20 D   5.225     -3.1541E-04   44.80       26.12       60.80       38.89           UL-RL  2.6819E+04  -3.800       0.000
1.000       1.000       26.12       0.000       0.000     DI1_164_167_L_0
  21 D   5.765     -2.7148E-04   48.00       28.82       64.00       40.39           UL-RL  2.6819E+04  -4.000       0.000
1.000       1.000       28.82       0.000       0.000     DI1_164_167_L_0
  22 D   6.287     -2.3065E-04   51.20       31.44       67.20       41.89           UL-RL  2.6819E+04  -4.200       0.000
1.000       1.000       31.44       0.000       0.000     DI1_164_167_L_0
  23 D   6.793     -1.9285E-04   54.40       33.97       70.40       43.40           UL-RL  2.6819E+04  -4.400       0.000
1.000       1.000       33.97       0.000       0.000     DI1_164_167_L_0
  24 D   7.283     -1.5801E-04   57.60       36.42       73.60       44.90           UL-RL  2.6819E+04  -4.600       0.000
1.000       1.000       36.42       0.000       0.000     DI1_164_167_L_0
```

25 D	7.758	-1.2605E-04	60.80	38.79	76.80	46.40	UL-RL	2.6819E+04	-4.800	0.000	
1.000	1.000	38.79	0.000	0.000	DI1_164_167_L_0						
26 D	7.629	-9.6874E-05	64.00	38.14	80.00	47.90	UL-RL	5.7168E+04	-5.000	0.000	
1.000	1.000	38.14	0.000	0.000	DI2_165_168_L_0						
27 D	8.234	-7.0375E-05	67.20	41.17	83.20	49.41	UL-RL	5.7168E+04	-5.200	0.000	
1.000	1.000	41.17	0.000	0.000	DI2_165_168_L_0						
28 D	8.810	-4.6445E-05	70.40	44.05	86.40	50.91	UL-RL	5.7168E+04	-5.400	0.000	
1.000	1.000	44.05	0.000	0.000	DI2_165_168_L_0						
29 D	9.359	-2.4967E-05	73.60	46.79	89.60	52.42	UL-RL	5.7168E+04	-5.600	0.000	
1.000	1.000	46.79	0.000	0.000	DI2_165_168_L_0						
30 D	9.880	-5.8155E-06	76.80	49.40	92.80	53.92	UL-RL	5.7168E+04	-5.800	0.000	
1.000	1.000	49.40	0.000	0.000	DI2_165_168_L_0						
31 D	10.38	1.1139E-05	80.00	51.88	96.00	55.43	UL-RL	5.7168E+04	-6.000	0.000	
1.000	1.000	51.88	0.000	0.000	DI2_165_168_L_0						
32 D	10.85	2.6030E-05	83.20	54.25	99.20	56.94	UL-RL	5.7168E+04	-6.200	0.000	
1.000	1.000	54.25	0.000	0.000	DI2_165_168_L_0						
33 D	11.30	3.8991E-05	86.40	56.50	102.4	58.44	UL-RL	5.7168E+04	-6.400	0.000	
1.000	1.000	56.50	0.000	0.000	DI2_165_168_L_0						
34 D	11.73	5.0156E-05	89.60	58.66	105.6	59.95	UL-RL	5.7168E+04	-6.600	0.000	
1.000	1.000	58.66	0.000	0.000	DI2_165_168_L_0						
35 D	12.14	5.9660E-05	92.80	60.72	108.8	61.46	UL-RL	5.7168E+04	-6.800	0.000	
1.000	1.000	60.72	0.000	0.000	DI2_165_168_L_0						
36 D	12.54	6.7632E-05	96.00	62.69	112.0	62.98	UL-RL	5.7168E+04	-7.000	0.000	
1.000	1.000	62.69	0.000	0.000	DI2_165_168_L_0						
37 D	12.91	7.4201E-05	99.20	64.53	115.2	64.58	UL-RL	5.7168E+04	-7.200	0.000	
1.000	1.000	64.53	0.000	0.000	DI2_165_168_L_0						
38 D	13.25	7.9490E-05	102.4	66.24	118.4	66.27	UL-RL	5.7168E+04	-7.400	0.000	
1.000	1.000	66.24	0.000	0.000	DI2_165_168_L_0						
39 D	13.58	8.3619E-05	105.6	67.91	121.6	67.92	UL-RL	5.7168E+04	-7.600	0.000	
1.000	1.000	67.91	0.000	0.000	DI2_165_168_L_0						
40 D	13.91	8.6700E-05	108.8	69.55	124.8	69.55	UL-RL	5.7168E+04	-7.800	0.000	
1.000	1.000	69.55	0.000	0.000	DI2_165_168_L_0						
41 D	14.23	8.8844E-05	112.0	71.14	128.0	71.14	V-C	3.5730E+04	-8.000	0.000	
1.000	1.000	71.14	0.000	0.000	DI2_165_168_L_0						
42 D	14.54	9.0152E-05	115.2	72.71	131.2	72.71	V-C	3.5730E+04	-8.200	0.000	
1.000	1.000	72.71	0.000	0.000	DI2_165_168_L_0						
43 D	14.85	9.0721E-05	118.4	74.25	134.4	74.25	V-C	3.5730E+04	-8.400	0.000	
1.000	1.000	74.25	0.000	0.000	DI2_165_168_L_0						
44 D	15.15	9.0641E-05	121.6	75.77	137.6	75.77	V-C	3.5730E+04	-8.600	0.000	
1.000	1.000	75.77	0.000	0.000	DI2_165_168_L_0						
45 D	15.45	8.9997E-05	124.8	77.27	140.8	77.27	V-C	3.5730E+04	-8.800	0.000	
1.000	1.000	77.27	0.000	0.000	DI2_165_168_L_0						
46 D	15.75	8.8868E-05	128.0	78.76	144.0	78.76	V-C	3.5730E+04	-9.000	0.000	
1.000	1.000	78.76	0.000	0.000	DI2_165_168_L_0						
47 D	12.03	8.7324E-05	131.2	80.23	147.2	80.23	V-C	3.5730E+04	-9.200	0.000	
1.000	1.000	80.23	0.000	0.000	DI2_165_168_L_0						
48 D	12.14	8.6419E-05	132.8	80.96	148.8	80.96	V-C	3.5730E+04	-9.300	0.000	
1.000	1.000	80.96	0.000	0.000	DI2_165_168_L_0						
49 D	16.48	8.4378E-05	136.0	82.41	152.0	82.41	V-C	3.5730E+04	-9.500	0.000	
1.000	1.000	82.41	0.000	0.000	DI2_165_168_L_0						
50 D	16.77	8.2079E-05	139.2	83.86	155.2	83.86	V-C	3.5730E+04	-9.700	0.000	
1.000	1.000	83.86	0.000	0.000	DI2_165_168_L_0						
51 D	17.06	7.9572E-05	142.4	85.30	158.4	85.30	V-C	3.5730E+04	-9.900	0.000	
1.000	1.000	85.30	0.000	0.000	DI2_165_168_L_0						
52 D	17.35	7.6906E-05	145.6	86.74	161.6	86.74	V-C	3.5730E+04	-10.10	0.000	
1.000	1.000	86.74	0.000	0.000	DI2_165_168_L_0						
53 D	17.63	7.4120E-05	148.8	88.17	164.8	88.17	V-C	3.5730E+04	-10.30	0.000	
1.000	1.000	88.17	0.000	0.000	DI2_165_168_L_0						
54 D	17.92	7.1252E-05	152.0	89.59	168.0	89.62	UL-RL	5.7168E+04	-10.50	0.000	
1.000	1.000	89.59	0.000	0.000	DI2_165_168_L_0						
55 D	18.19	6.8334E-05	155.2	90.96	171.2	91.15	UL-RL	5.7168E+04	-10.70	0.000	
1.000	1.000	90.96	0.000	0.000	DI2_165_168_L_0						
56 D	18.47	6.5391E-05	158.4	92.33	174.4	92.68	UL-RL	5.7168E+04	-10.90	0.000	
1.000	1.000	92.33	0.000	0.000	DI2_165_168_L_0						
57 D	18.74	6.2448E-05	161.6	93.69	177.6	94.22	UL-RL	5.7168E+04	-11.10	0.000	
1.000	1.000	93.69	0.000	0.000	DI2_165_168_L_0						
58 D	19.01	5.9524E-05	164.8	95.07	180.8	95.76	UL-RL	5.7168E+04	-11.30	0.000	
1.000	1.000	95.07	0.000	0.000	DI2_165_168_L_0						
59 D	19.29	5.6634E-05	168.0	96.44	184.0	97.29	UL-RL	5.7168E+04	-11.50	0.000	
1.000	1.000	96.44	0.000	0.000	DI2_165_168_L_0						
60 D	19.56	5.3790E-05	171.2	97.82	187.2	98.83	UL-RL	5.7168E+04	-11.70	0.000	
1.000	1.000	97.82	0.000	0.000	DI2_165_168_L_0						
61 D	19.84	5.1003E-05	174.4	99.20	190.4	100.4	UL-RL	5.7168E+04	-11.90	0.000	
1.000	1.000	99.20	0.000	0.000	DI2_165_168_L_0						

62 D	20.12	4.8277E-05	177.6	100.6	193.6	101.9	UL-RL	5.7168E+04	-12.10	0.000	
1.000	1.000	100.6	0.000	0.000	DI2_165_168_L_0						
63 D	20.39	4.5618E-05	180.8	102.0	196.8	103.5	UL-RL	5.7168E+04	-12.30	0.000	
1.000	1.000	102.0	0.000	0.000	DI2_165_168_L_0						
64 D	20.67	4.3027E-05	184.0	103.4	200.0	105.0	UL-RL	5.7168E+04	-12.50	0.000	
1.000	1.000	103.4	0.000	0.000	DI2_165_168_L_0						
65 D	20.95	4.0504E-05	187.2	104.8	203.2	106.5	UL-RL	5.7168E+04	-12.70	0.000	
1.000	1.000	104.8	0.000	0.000	DI2_165_168_L_0						
66 D	21.23	3.8048E-05	190.4	106.2	206.4	108.1	UL-RL	5.7168E+04	-12.90	0.000	
1.000	1.000	106.2	0.000	0.000	DI2_165_168_L_0						
67 D	21.52	3.5655E-05	193.6	107.6	209.6	109.6	UL-RL	5.7168E+04	-13.10	0.000	
1.000	1.000	107.6	0.000	0.000	DI2_165_168_L_0						
68 D	21.80	3.3322E-05	196.8	109.0	212.8	111.2	UL-RL	5.7168E+04	-13.30	0.000	
1.000	1.000	109.0	0.000	0.000	DI2_165_168_L_0						
69 D	22.08	3.1043E-05	200.0	110.4	216.0	112.7	UL-RL	5.7168E+04	-13.50	0.000	
1.000	1.000	110.4	0.000	0.000	DI2_165_168_L_0						
70 D	22.37	2.8812E-05	203.2	111.8	219.2	114.3	UL-RL	5.7168E+04	-13.70	0.000	
1.000	1.000	111.8	0.000	0.000	DI2_165_168_L_0						
71 D	22.65	2.6623E-05	206.4	113.3	222.4	115.8	UL-RL	5.7168E+04	-13.90	0.000	
1.000	1.000	113.3	0.000	0.000	DI2_165_168_L_0						
72 D	22.94	2.4470E-05	209.6	114.7	225.6	117.4	UL-RL	5.7168E+04	-14.10	0.000	
1.000	1.000	114.7	0.000	0.000	DI2_165_168_L_0						
73 D	23.22	2.2345E-05	212.8	116.1	228.8	118.9	UL-RL	5.7168E+04	-14.30	0.000	
1.000	1.000	116.1	0.000	0.000	DI2_165_168_L_0						
74 D	23.51	2.0243E-05	216.0	117.5	232.0	120.5	UL-RL	5.7168E+04	-14.50	0.000	
1.000	1.000	117.5	0.000	0.000	DI2_165_168_L_0						
75 D	23.80	1.8158E-05	219.2	119.0	235.2	122.0	UL-RL	5.7168E+04	-14.70	0.000	
1.000	1.000	119.0	0.000	0.000	DI2_165_168_L_0						
76 D	24.08	1.6084E-05	222.4	120.4	238.4	123.6	UL-RL	5.7168E+04	-14.90	0.000	
1.000	1.000	120.4	0.000	0.000	DI2_165_168_L_0						
77 D	24.37	1.4017E-05	225.6	121.9	241.6	125.1	UL-RL	5.7168E+04	-15.10	0.000	
1.000	1.000	121.9	0.000	0.000	DI2_165_168_L_0						
78 D	24.66	1.1953E-05	228.8	123.3	244.8	126.7	UL-RL	5.7168E+04	-15.30	0.000	
1.000	1.000	123.3	0.000	0.000	DI2_165_168_L_0						
79 D	12.47	9.8900E-06	232.0	124.7	248.0	128.2	UL-RL	5.7168E+04	-15.50	0.000	
1.000	1.000	124.7	0.000	0.000	DI2_165_168_L_0						

```
+-------------------------------------------------------------------------------------------------------------------------+
|                   PARATIEPLUS(TM)   NLS ENGINE RELEASE  2018.0    FULL VERSION  *Build date:Nov 13, 2017*               |
|                                                                                                                         |
|                          NewProject.BaseDesignSection_28.SLERaraFrequenteQuasiPermanente_1153                           |
|                                   Exe Time : 4 September 2018 18:06:50                                                  |
+-------------------------------------------------------------------------------------------------------------------------+
New Project


S T R E S S   R E S U L T S   F O R   G R O U P   N O.   3

WallElement_33                                                :
ELEMENT TYPE    2 NO.OF ELEMENTS. IN THIS GROUP   78
C U R R E N T   T I M E   I S     3.0000

 WALL2D ELEMENT

   EL      TA          TB          MA          MB
-------------------------------------------------------
    1 -119.94      119.94    -3.08433E-11 -23.988
    2 -117.16      117.16      23.988     -47.421
    3 -111.47      111.47      47.421     -69.715
    4 -102.69      102.69      69.715     -90.253
    5 -93.142      93.142      90.253     -108.88
    6 -83.577      83.577      108.88     -125.60
    7 -74.247      74.247      125.60     -140.45
    8 -65.178      65.178      140.45     -153.48
    9 -56.379      56.379      153.48     -164.76
   10 -47.853      47.853      164.76     -174.33
   11 -39.597      39.597      174.33     -182.25
   12 -31.601      31.601      182.25     -188.57
   13 -23.857      23.857      188.57     -193.34
   14 -16.351      16.351      193.34     -196.61
   15 -9.4049      9.4049      196.61     -198.49
   16 -3.0887      3.0887      198.49     -199.11
   17  2.6318     -2.6318      199.11     -198.58
   18  7.7911     -7.7911      198.58     -197.02
   19  12.423     -12.423      197.02     -194.54
   20  16.562     -16.562      194.54     -191.23
   21  20.241     -20.241      191.23     -187.18
   22  23.492     -23.492      187.18     -182.48
   23  26.348     -26.348      182.48     -177.21
   24  28.839     -28.839      177.21     -171.44
   25  30.995     -30.995      171.44     -165.24
   26  34.122     -34.122      165.24     -158.42
   27  36.622     -36.622      158.42     -151.09
   28  38.557     -38.557      151.09     -143.38
   29  39.984     -39.984      143.38     -135.39
   30  40.959     -40.959      135.39     -127.19
   31  41.452     -41.452      127.19     -118.90
   32  41.485     -41.485      118.90     -110.61
   33  41.117     -41.117      110.61     -102.38
   34  40.404     -40.404      102.38     -94.303
   35  39.396     -39.396      94.303     -86.424
   36  38.142     -38.142      86.424     -78.796
   37  36.695     -36.695      78.796     -71.457
   38  35.106     -35.106      71.457     -64.435
   39  33.405     -33.405      64.435     -57.754
   40  31.622     -31.622      57.754     -51.430
   41  29.781     -29.781      51.430     -45.474
   42  27.904     -27.904      45.474     -39.893
   43  26.013     -26.013      39.893     -34.690
   44  24.123     -24.123      34.690     -29.866
   45  22.249     -22.249      29.866     -25.416
   46  20.406     -20.406      25.416     -21.335
   47  19.053     -19.053      21.335     -19.430
   48  17.719     -17.719      19.430     -15.886
   49  15.994     -15.994      15.886     -12.687
   50  14.329     -14.329      12.687     -9.8211
   51  12.731     -12.731      9.8211     -7.2750
   52  11.203     -11.203      7.2750     -5.0344
```

53	9.7486	-9.7486	5.0344	-3.0847
54	8.3722	-8.3722	3.0847	-1.4102
55	7.0854	-7.0854	1.4102	6.83088E-03
56	5.8889	-5.8889	-6.83088E-03	1.1846
57	4.7828	-4.7828	-1.1846	2.1412
58	3.7664	-3.7664	-2.1412	2.8945
59	2.8389	-2.8389	-2.8945	3.4622
60	1.9986	-1.9986	-3.4622	3.8620
61	1.2440	-1.2440	-3.8620	4.1107
62	0.57304	-0.57304	-4.1107	4.2254
63	-1.61956E-02	1.61956E-02	-4.2254	4.2221
64	-0.52585	0.52585	-4.2221	4.1169
65	-0.95801	0.95801	-4.1169	3.9253
66	-1.3147	1.3147	-3.9253	3.6624
67	-1.5980	1.5980	-3.6624	3.3428
68	-1.8095	1.8095	-3.3428	2.9809
69	-1.9510	1.9510	-2.9809	2.5907
70	-2.0240	2.0240	-2.5907	2.1859
71	-2.0298	2.0298	-2.1859	1.7800
72	-1.9693	1.9693	-1.7800	1.3861
73	-1.8436	1.8436	-1.3861	1.0174
74	-1.6534	1.6534	-1.0174	0.68668
75	-1.3990	1.3990	-0.68668	0.40689
76	-1.0809	1.0809	-0.40689	0.19071
77	-0.69930	0.69930	-0.19071	5.08498E-02
78	-0.25424	0.25424	-5.08498E-02	-4.59077E-13

```
+-------------------------------------------------------------------------------------------------------------------------+
|                   PARATIEPLUS(TM)   NLS ENGINE RELEASE  2018.0    FULL VERSION  *Build date:Nov 13, 2017*              |
|                                                                                                                         |
|                          NewProject.BaseDesignSection_28.SLERaraFrequenteQuasiPermanente_1153                           |
|                                   Exe Time : 4 September 2018 18:06:50                                                  |
+-------------------------------------------------------------------------------------------------------------------------+
New Project


S T R E S S   R E S U L T S   F O R   G R O U P   N O.   4

WallElement_New_76649                                        :
ELEMENT TYPE    2 NO.OF ELEMENTS. IN THIS GROUP   47
C U R R E N T   T I M E   I S      3.0000

 WALL2D ELEMENT

   EL      TA          TB          MA          MB
-----------------------------------------------------

***** NO ONE ELEMENT ACTIVE AT CURRENT STEP *****
```

```
+-------------------------------------------------------------------------------------------------------------------------------+
|                   PARATIEPLUS(TM)   NLS ENGINE RELEASE  2018.0    FULL VERSION  *Build date:Nov 13, 2017*                    |
|                                                                                                                               |
|                          NewProject.BaseDesignSection_28.SLERaraFrequenteQuasiPermanente_1153                                 |
|                                   Exe Time : 4 September 2018 18:06:50                                                        |
+-------------------------------------------------------------------------------------------------------------------------------+
New Project


S T R E S S   R E S U L T S   F O R   G R O U P   N O.   5

Tieback_175                                                :
ELEMENT TYPE    6 NO.OF ELEMENTS. IN THIS GROUP    1
C U R R E N T   T I M E   I S      3.0000

 POST-TENSION 2D-BOUNDARY ELEMENT

         EL    FORCE          d0          EDISPL     pl. eps          K     -ve limit   +ve limit
-----------------------------------------------------------------------------------------------------------
 ANCHOR    1   138.50     -1.60846E-03 -1.60846E-03   0.0000       0.0000       0.0000       0.0000     BORN NOW JUST
ACTIVATED

 ITER     0 RNORM = 0.000     RMNORM= 0.000
             RINORM=0.2689E+06 RIMNOR=0.1726E+07
             RENORM= 7430.     REMNOR=0.1359E-19 RATIO =0.1662     TOLER =0.1000E-03  NOT CONVERGED
             RFMAX = 119.9     RMMAX = 199.1
             RTSMAL=0.1000E-02 RMSMAL=0.1000E-02
             RDT   =0.2689E+06 RDR   =0.1726E+07
             RATIOT=0.1662     RATIOR= 0.000
             MAX UN= 16.77     IEQ=   246 NODE     50 DOF   1  Y-DISPL.F
             MIN UN=-.9372E-06 IEQ=     3 NODE      1 DOF   3  Y-DISPL.S
             NO. OF CONTACT CONSTRAINT VIOLATIONS     0


 ITER     2 RNORM = 0.000     RMNORM= 0.000
             RINORM=0.2689E+06 RIMNOR=0.1726E+07
             RENORM= 807.0     REMNOR=0.2411E-17 RATIO =0.5478E-01 TOLER =0.1000E-03  NOT CONVERGED
             RFMAX = 119.9     RMMAX = 199.1
             RTSMAL=0.1000E-02 RMSMAL=0.1000E-02
             RDT   =0.2689E+06 RDR   =0.1726E+07
             RATIOT=0.5478E-01 RATIOR= 0.000
             MAX UN= 9.347     IEQ=   256 NODE     52 DOF   1  Y-DISPL.F
             MIN UN=-.2414E-08 IEQ=   121 NODE     25 DOF   1  Y-DISPL.F
             NO. OF CONTACT CONSTRAINT VIOLATIONS     0


 ITER     3 RNORM = 0.000     RMNORM= 0.000
             RINORM=0.2689E+06 RIMNOR=0.1726E+07
             RENORM= 129.7     REMNOR=0.6398E-17 RATIO =0.2196E-01 TOLER =0.1000E-03  NOT CONVERGED
             RFMAX = 119.9     RMMAX = 199.1
             RTSMAL=0.1000E-02 RMSMAL=0.1000E-02
             RDT   =0.2689E+06 RDR   =0.1726E+07
             RATIOT=0.2196E-01 RATIOR= 0.000
             MAX UN= 4.287     IEQ=   306 NODE     62 DOF   1  Y-DISPL.F
             MIN UN=-.2744E-03 IEQ=   393 NODE     79 DOF   3  Y-DISPL.S
             NO. OF CONTACT CONSTRAINT VIOLATIONS     0


 ITER     4 RNORM = 0.000     RMNORM= 0.000
             RINORM=0.2689E+06 RIMNOR=0.1726E+07
             RENORM= 11.19     REMNOR=0.1664E-17 RATIO =0.6449E-02 TOLER =0.1000E-03  NOT CONVERGED
             RFMAX = 119.9     RMMAX = 199.1
             RTSMAL=0.1000E-02 RMSMAL=0.1000E-02
             RDT   =0.2689E+06 RDR   =0.1726E+07
             RATIOT=0.6449E-02 RATIOR= 0.000
             MAX UN= 1.910     IEQ=    61 NODE     13 DOF   1  Y-DISPL.F
             MIN UN=-.3128E-04 IEQ=   393 NODE     79 DOF   3  Y-DISPL.S
             NO. OF CONTACT CONSTRAINT VIOLATIONS     0


 ITER     5 RNORM = 0.000     RMNORM= 0.000
```

```
  RINORM=0.2689E+06 RIMNOR=0.1726E+07
  RENORM=0.4254     REMNOR=0.1557E-17 RATIO =0.1258E-02 TOLER =0.1000E-03  NOT CONVERGED
  RFMAX = 119.9     RMMAX = 199.1
  RTSMAL=0.1000E-02 RMSMAL=0.1000E-02
  RDT   =0.2689E+06 RDR   =0.1726E+07
  RATIOT=0.1258E-02 RATIOR= 0.000
  MAX UN=0.6230     IEQ=    36 NODE      8 DOF   1  Y-DISPL.F
  MIN UN=-.4604E-04 IEQ=   393 NODE     79 DOF   3  Y-DISPL.S
  NO. OF CONTACT CONSTRAINT VIOLATIONS     0


ITER      6 RNORM = 0.000     RMNORM= 0.000
  RINORM=0.2689E+06 RIMNOR=0.1726E+07
  RENORM=0.2193E-03 REMNOR=0.1264E-17 RATIO =0.2856E-04 TOLER =0.1000E-03      CONVERGED !
  RFMAX = 119.9     RMMAX = 199.1
  RTSMAL=0.1000E-02 RMSMAL=0.1000E-02
  RDT   =0.2689E+06 RDR   =0.1726E+07
  RATIOT=0.2856E-04 RATIOR= 0.000
  MAX UN=0.1480E-01 IEQ=   316 NODE     64 DOF   1  Y-DISPL.F
  MIN UN=-.1016E-04 IEQ=   393 NODE     79 DOF   3  Y-DISPL.S
  NO. OF CONTACT CONSTRAINT VIOLATIONS     0
```

```
+-----------------------------------------------------------------------------------------------------------------------+
|                  PARATIEPLUS(TM)   NLS ENGINE RELEASE  2018.0    FULL VERSION  *Build date:Nov 13, 2017*             |
|                                                                                                                       |
|                          NewProject.BaseDesignSection_28.SLERaraFrequenteQuasiPermanente_1153                         |
|                                   Exe Time : 4 September 2018 18:06:50                                                |
+-----------------------------------------------------------------------------------------------------------------------+
New Project
SOLUTION REACHED USING     6 ITERATIONS ON   40

P R I N T   O U T   F O R   T I M E   S T E P   4     ( AT TIME   4.000     )

PRINT OUT OF ACTIVE COMPONENTS (FIXED NODES ARE NOT PRINTED OUT)
```

	Y-DISPL.F (02)	X-ROT. F (04)	Y-DISPL.S (08)	X-ROT. S (10)	Y-FORCE (14)	GAP	C-FORCE
1	3.0522219E-03	8.6828714E-04	3.0522219E-03	0.000000	-3.2938960E-14	4.3368087E-19	-1.2176863E-04
2	3.2258116E-03	8.6727161E-04	3.2258116E-03	0.000000	-1.6239343E-14	0.000000	-1.2006709E-04
3	3.3989952E-03	8.6422677E-04	3.3989952E-03	0.000000	-1.6009148E-14	1.3010426E-18	-1.1836512E-04
4	3.5713674E-03	8.5915794E-04	3.5713674E-03	0.000000	-1.5778837E-14	4.3368087E-19	-1.1666229E-04
5	3.7425241E-03	8.5207473E-04	3.7425241E-03	0.000000	-1.5548338E-14	0.000000	-1.1495808E-04
6	3.9120641E-03	8.4299420E-04	3.9120641E-03	0.000000	-1.5317511E-14	-8.6736174E-19	-1.1325144E-04
7	4.0795901E-03	8.3193759E-04	4.0795901E-03	0.000000	-1.5086137E-14	0.000000	-1.1154075E-04
8	4.2447089E-03	8.1892681E-04	4.2447089E-03	0.000000	-1.4853939E-14	-8.6736174E-19	-1.0982398E-04
9	4.4070322E-03	8.0398748E-04	4.4070322E-03	0.000000	-1.4620726E-14	0.000000	-1.0809969E-04
10	4.5661773E-03	7.8714956E-04	4.5661773E-03	0.000000	-1.4386499E-14	8.6736174E-19	-1.0636792E-04
11	4.7217678E-03	7.6844763E-04	4.7217678E-03	0.000000	-1.4151307E-14	8.6736174E-19	-1.0462900E-04
12	4.8734347E-03	7.4792068E-04	4.8734347E-03	0.000000	-1.3915198E-14	8.6736174E-19	-1.0288331E-04
13	5.0208172E-03	7.2561162E-04	5.0208172E-03	0.000000	-1.3678220E-14	0.000000	-1.0113119E-04
14	5.1635636E-03	7.0156752E-04	5.1635636E-03	0.000000	-1.3440422E-14	8.6736174E-19	-9.9373007E-05
15	5.3013320E-03	6.7583954E-04	5.3013320E-03	0.000000	-1.3201853E-14	-8.6736174E-19	-9.7609127E-05
16	5.4337909E-03	6.4848258E-04	5.4337909E-03	0.000000	-1.2962660E-14	0.000000	-9.5839911E-05
17	5.5606210E-03	6.1955530E-04	5.5606210E-03	0.000000	-1.2722694E-14	0.000000	-9.4065715E-05
18	5.6815131E-03	5.8912073E-04	5.6815131E-03	0.000000	-1.2482013E-14	8.6736174E-19	-9.2286923E-05
19	5.7961732E-03	5.5724532E-04	5.7961732E-03	0.000000	-1.2240855E-14	0.000000	-9.0503895E-05
20	5.9043199E-03	5.2399948E-04	5.9043199E-03	0.000000	-1.1999083E-14	1.7347235E-18	-8.8717000E-05
21	6.0056861E-03	4.8945736E-04	6.0056861E-03	0.000000	-1.1756932E-14	8.6736174E-19	-8.6926619E-05
22	6.1000211E-03	4.5369614E-04	6.1000211E-03	0.000000	-1.1514443E-14	-8.6736174E-19	-8.5133105E-05
23	6.1870887E-03	4.1679729E-04	6.1870887E-03	0.000000	-1.1271495E-14	0.000000	-8.3336843E-05
24	6.2666698E-03	3.7884579E-04	6.2666698E-03	0.000000	-1.1028225E-14	8.6736174E-19	-8.1538207E-05
25	6.3385627E-03	3.3993019E-04	6.3385627E-03	0.000000	-1.0784686E-14	0.000000	-7.9737574E-05
26	6.4025838E-03	3.0014271E-04	6.4025838E-03	0.000000	-1.0540833E-14	8.6736174E-19	-7.7935322E-05
27	6.4585673E-03	2.5957212E-04	6.4585673E-03	0.000000	-1.0296910E-14	8.6736174E-19	-7.6131840E-05
28	6.5063657E-03	2.1830255E-04	6.5063657E-03	0.000000	-1.0052945E-14	-8.6736174E-19	-7.4327490E-05
29	6.5458476E-03	1.7642196E-04	6.5458476E-03	0.000000	-9.8088384E-15	0.000000	-7.2522663E-05
30	6.5768998E-03	1.3402137E-04	6.5768998E-03	0.000000	-9.5647193E-15	0.000000	-7.0717743E-05
31	6.5994278E-03	9.1194855E-05	6.5994278E-03	0.000000	-9.3205697E-15	-8.6736174E-19	-6.8913115E-05
32	6.6133558E-03	4.8039940E-05	6.6133558E-03	0.000000	-9.0765846E-15	0.000000	-6.7109172E-05
33	6.6186284E-03	4.6566986E-06	6.6186284E-03	0.000000	-8.8328084E-15	8.6736174E-19	-6.5306284E-05
34	6.6152102E-03	-3.8851064E-05	6.6152102E-03	0.000000	-8.5891604E-15	-8.6736174E-19	-6.3504848E-05
35	6.6030868E-03	-8.2376565E-05	6.6030868E-03	0.000000	-8.3457615E-15	-8.6736174E-19	-6.1705253E-05
36	6.5822657E-03	-1.2580984E-04	6.5822657E-03	0.000000	-8.1026037E-15	0.000000	-5.9907889E-05
37	6.5527767E-03	-1.6903761E-04	6.5527767E-03	0.000000	-7.8598644E-15	2.6020852E-18	-5.8113157E-05
38	6.5146722E-03	-2.1194410E-04	6.5146722E-03	0.000000	-7.6175888E-15	-8.6736174E-19	-5.6321432E-05
39	6.4680285E-03	-2.5440969E-04	6.4680285E-03	0.000000	-7.3757153E-15	-8.6736174E-19	-5.4533115E-05
40	6.4129459E-03	-2.9631190E-04	6.4129459E-03	0.000000	-7.1343562E-15	1.7347235E-18	-5.2748602E-05
41	6.3495497E-03	-3.3752510E-04	6.3495497E-03	0.000000	-6.8935651E-15	-8.6736174E-19	-5.0968288E-05
42	6.2779904E-03	-3.7792047E-04	6.2779904E-03	0.000000	-6.6533954E-15	0.000000	-4.9192569E-05
43	6.1984448E-03	-4.1736616E-04	6.1984448E-03	0.000000	-6.4139011E-15	0.000000	-4.7421842E-05
44	6.1111163E-03	-4.5572713E-04	6.1111163E-03	0.000000	-6.1750895E-15	8.6736174E-19	-4.5656507E-05
45	6.0162360E-03	-4.9286500E-04	6.0162360E-03	0.000000	-5.9371104E-15	-1.7347235E-18	-4.3896970E-05
46	5.9140617E-03	-5.2863890E-04	5.9140617E-03	0.000000	-5.7000101E-15	-1.7347235E-18	-4.2143615E-05
47	5.8048810E-03	-5.6290423E-04	5.8048810E-03	0.000000	-1.2143003E-15	8.6736174E-19	-4.0396851E-05
48	5.7477584E-03	-5.7943049E-04	5.7477584E-03	0.000000	-1.1881241E-15	8.6736174E-19	-3.9526031E-05
49	5.6286698E-03	-6.1115510E-04	5.6286698E-03	0.000000	-5.1111621E-15	-1.7347235E-18	-3.7789907E-05
50	5.5034219E-03	-6.4099641E-04	5.5034219E-03	0.000000	-4.8773753E-15	0.000000	-3.6061380E-05
51	5.3724071E-03	-6.6879914E-04	5.3724071E-03	0.000000	-4.6446706E-15	0.000000	-3.4340854E-05
52	5.2360474E-03	-6.9442561E-04	5.2360474E-03	0.000000	-4.4131028E-15	-8.6736174E-19	-3.2628733E-05
53	5.0947882E-03	-7.1778259E-04	5.0947882E-03	0.000000	-4.1827267E-15	-1.7347235E-18	-3.0925423E-05
54	4.9490885E-03	-7.3882738E-04	4.9490885E-03	0.000000	-3.9535971E-15	-8.6736174E-19	-2.9231330E-05
55	4.7994108E-03	-7.5756775E-04	4.7994108E-03	0.000000	-3.7257691E-15	0.000000	-2.7546860E-05

56	4.6462111E-03	-7.7406192E-04	4.6462111E-03	0.000000	-3.4992977E-15	8.6736174E-19	-2.5872420E-05
57	4.4899286E-03	-7.8841866E-04	4.4899286E-03	0.000000	-3.2742380E-15	-8.6736174E-19	-2.4208418E-05
58	4.3309765E-03	-8.0078273E-04	4.3309765E-03	0.000000	-3.0506420E-15	-8.6736174E-19	-2.2555237E-05
59	4.1697380E-03	-8.1130894E-04	4.1697380E-03	0.000000	-2.8285443E-15	0.000000	-2.0913135E-05
60	4.0065652E-03	-8.2015051E-04	4.0065652E-03	0.000000	-2.6079607E-15	-8.6736174E-19	-1.9282227E-05
61	3.8417800E-03	-8.2745880E-04	3.8417800E-03	0.000000	-2.3888890E-15	0.000000	-1.7662499E-05
62	3.6756740E-03	-8.3338305E-04	3.6756740E-03	0.000000	-2.1713109E-15	4.3368087E-19	-1.6053812E-05
63	3.5085093E-03	-8.3807028E-04	3.5085093E-03	0.000000	-1.9551927E-15	0.000000	-1.4455920E-05
64	3.3405187E-03	-8.4166511E-04	3.3405187E-03	0.000000	-1.7404874E-15	4.3368087E-19	-1.2868474E-05
65	3.1719066E-03	-8.4430973E-04	3.1719066E-03	0.000000	-1.5271343E-15	0.000000	-1.1291026E-05
66	3.0028489E-03	-8.4614249E-04	3.0028489E-03	0.000000	-1.3150567E-15	-4.3368087E-19	-9.7230078E-06
67	2.8334948E-03	-8.4729627E-04	2.8334948E-03	0.000000	-1.1041623E-15	0.000000	-8.1637380E-06
68	2.6639672E-03	-8.4789835E-04	2.6639672E-03	0.000000	-8.9434559E-16	-4.3368087E-19	-6.6124368E-06
69	2.4943642E-03	-8.4807038E-04	2.4943642E-03	0.000000	-6.8549012E-16	0.000000	-5.0682423E-06
70	2.3247600E-03	-8.4792822E-04	2.3247600E-03	0.000000	-4.7747027E-16	4.3368087E-19	-3.5302259E-06
71	2.1552065E-03	-8.4758194E-04	2.1552065E-03	0.000000	-2.7016027E-16	-4.3368087E-19	-1.9974580E-06
72	1.9857343E-03	-8.4712998E-04	1.9857343E-03	0.000000	-6.3455843E-17	0.000000	-4.6916735E-07
73	1.8163562E-03	-8.4665262E-04	1.8163562E-03	0.000000	1.4274571E-16	2.1684043E-19	1.0554052E-06
74	1.6470708E-03	-8.4621102E-04	1.6470708E-03	0.000000	3.4854852E-16	-2.1684043E-19	2.5770296E-06
75	1.4778666E-03	-8.4584720E-04	1.4778666E-03	0.000000	5.5401189E-16	0.000000	4.0964516E-06
76	1.3087337E-03	-8.4558406E-04	1.3087337E-03	0.000000	7.5928626E-16	-2.1684043E-19	5.6142827E-06
77	1.1396345E-03	-8.4542526E-04	1.1396345E-03	0.000000	9.6451875E-16	4.3368087E-19	7.1312693E-06
78	9.7055768E-04	-8.4535528E-04	9.7055768E-04	0.000000	1.1697207E-15	0.000000	8.6478026E-06
79	8.0148029E-04	-8.4533935E-04	8.0148029E-04	0.000000	2.7498873E-15	-2.1684043E-19	1.0164264E-05

```
+-------------------------------------------------------------------------------------------------------------------------------+
|                   PARATIEPLUS(TM)   NLS ENGINE RELEASE  2018.0    FULL VERSION  *Build date:Nov 13, 2017*                    |
|                                                                                                                               |
|                            NewProject.BaseDesignSection_28.SLERaraFrequenteQuasiPermanente_1153                               |
|                                     Exe Time : 4 September 2018 18:06:50                                                      |
+-------------------------------------------------------------------------------------------------------------------------------+
New Project


S T R E S S   R E S U L T S   F O R   G R O U P   N O.   1

0_L                                                              :
ELEMENT TYPE    5 NO.OF ELEMENTS. IN THIS GROUP   79
C U R R E N T   T I M E   I S      4.0000

 HARDENING 2D SOIL ELEMENT

 ****** TOTAL STRESS FORMULATION *****

  EL *   FORCE     DISPL-Y  VERTICAL-P  HORIZON.-P     MAX-V-P     MAX-H-P           STATE   STIFFNESS Z-LEVEL      PORE
E FACTOR    UFACTOR       Peq          Su_a         Su_p     LAYER
 ------------------------------------------------------------------------------------------------------------------------------
-------------------------------------------------------------------------------------------
   1 D  2.0998E-04 -3.0522E-03  6.3056E-03  2.0998E-03  6.3056E-03  0.6685          ACTIVE   0.000       0.000       0.000
1.000       1.000      2.0998E-03   0.000       0.000     DI1_164_167_L_0
   2 D  0.2158     -3.2258E-03   3.240       1.079       3.240       13.89          ACTIVE   0.000     -0.2000       0.000
1.000       1.000       1.079       0.000       0.000     DI1_164_167_L_0
   3 D  0.4420     -3.3990E-03   6.637       2.210       6.637       28.46          ACTIVE   0.000     -0.4000       0.000
1.000       1.000       2.210       0.000       0.000     DI1_164_167_L_0
   4 D  0.7391     -3.5714E-03   10.24       3.696       10.24       43.92           UL-RL   8046.     -0.6000       0.000
1.000       1.000       3.696       0.000       0.000     DI1_164_167_L_0
   5 D   1.366     -3.7425E-03   14.00       6.830       14.00       47.73           UL-RL   8046.     -0.8000       0.000
1.000       1.000       6.830       0.000       0.000     DI1_164_167_L_0
   6 D   1.252     -3.9121E-03   17.83       6.259       17.83       47.83           UL-RL   8046.      -1.000       0.000
1.000       1.000       6.259       0.000       0.000     DI1_164_167_L_0
   7 D   1.445     -4.0796E-03   21.70       7.224       21.70       47.71          ACTIVE   0.000      -1.200       0.000
1.000       1.000       7.224       0.000       0.000     DI1_164_167_L_0
   8 D   1.716     -4.2447E-03   25.76       8.579       25.76       47.48          ACTIVE   0.000      -1.400       0.000
1.000       1.000       8.579       0.000       0.000     DI1_164_167_L_0
   9 D   1.976     -4.4070E-03   29.67       9.881       29.67       47.19          ACTIVE   0.000      -1.600       0.000
1.000       1.000       9.881       0.000       0.000     DI1_164_167_L_0
  10 D   2.283     -4.5662E-03   34.27       11.41       34.27       46.89          ACTIVE   0.000      -1.800       0.000
1.000       1.000       11.41       0.000       0.000     DI1_164_167_L_0
  11 D   2.525     -4.7218E-03   37.91       12.62       37.91       46.61          ACTIVE   0.000      -2.000       0.000
1.000       1.000       12.62       0.000       0.000     DI1_164_167_L_0
  12 D   2.762     -4.8734E-03   41.48       13.81       41.48       46.37          ACTIVE   0.000      -2.200       0.000
1.000       1.000       13.81       0.000       0.000     DI1_164_167_L_0
  13 D   3.038     -5.0208E-03   45.62       15.19       45.62       46.18          ACTIVE   0.000      -2.400       0.000
1.000       1.000       15.19       0.000       0.000     DI1_164_167_L_0
  14 D   3.267     -5.1636E-03   49.06       16.34       49.06       46.05          ACTIVE   0.000      -2.600       0.000
1.000       1.000       16.34       0.000       0.000     DI1_164_167_L_0
  15 D   3.495     -5.3013E-03   52.48       17.48       52.48       45.99          ACTIVE   0.000      -2.800       0.000
1.000       1.000       17.48       0.000       0.000     DI1_164_167_L_0
  16 D   3.754     -5.4338E-03   56.37       18.77       56.37       46.00          ACTIVE   0.000      -3.000       0.000
1.000       1.000       18.77       0.000       0.000     DI1_164_167_L_0
  17 D   3.977     -5.5606E-03   59.72       19.89       59.72       46.09          ACTIVE   0.000      -3.200       0.000
1.000       1.000       19.89       0.000       0.000     DI1_164_167_L_0
  18 D   4.228     -5.6815E-03   63.49       21.14       63.49       46.25          ACTIVE   0.000      -3.400       0.000
1.000       1.000       21.14       0.000       0.000     DI1_164_167_L_0
  19 D   4.448     -5.7962E-03   66.79       22.24       66.79       46.50          ACTIVE   0.000      -3.600       0.000
1.000       1.000       22.24       0.000       0.000     DI1_164_167_L_0
  20 D   4.668     -5.9043E-03   70.09       23.34       70.09       46.82          ACTIVE   0.000      -3.800       0.000
1.000       1.000       23.34       0.000       0.000     DI1_164_167_L_0
  21 D   4.887     -6.0057E-03   73.38       24.43       73.38       47.22          ACTIVE   0.000      -4.000       0.000
1.000       1.000       24.43       0.000       0.000     DI1_164_167_L_0
  22 D   5.129     -6.1000E-03   77.01       25.64       77.01       47.69          ACTIVE   0.000      -4.200       0.000
1.000       1.000       25.64       0.000       0.000     DI1_164_167_L_0
  23 D   5.346     -6.1871E-03   80.27       26.73       80.27       48.25          ACTIVE   0.000      -4.400       0.000
1.000       1.000       26.73       0.000       0.000     DI1_164_167_L_0
  24 D   5.563     -6.2667E-03   83.53       27.82       83.53       48.87          ACTIVE   0.000      -4.600       0.000
1.000       1.000       27.82       0.000       0.000     DI1_164_167_L_0
```

25 D	5.801	-6.3386E-03	87.10	29.00	87.10	49.57	ACTIVE	0.000	-4.800	0.000	
1.000	1.000	29.00	0.000	0.000	DI1_164_167_L_0						
26 D	5.113	-6.4026E-03	90.34	25.57	90.34	53.78	ACTIVE	0.000	-5.000	0.000	
1.000	1.000	25.57	0.000	0.000	DI2_165_168_L_0						
27 D	5.304	-6.4586E-03	93.58	26.52	93.58	53.67	ACTIVE	0.000	-5.200	0.000	
1.000	1.000	26.52	0.000	0.000	DI2_165_168_L_0						
28 D	5.512	-6.5064E-03	97.10	27.56	97.10	53.73	ACTIVE	0.000	-5.400	0.000	
1.000	1.000	27.56	0.000	0.000	DI2_165_168_L_0						
29 D	5.702	-6.5458E-03	100.3	28.51	100.3	53.93	ACTIVE	0.000	-5.600	0.000	
1.000	1.000	28.51	0.000	0.000	DI2_165_168_L_0						
30 D	5.893	-6.5769E-03	103.6	29.46	103.6	54.27	ACTIVE	0.000	-5.800	0.000	
1.000	1.000	29.46	0.000	0.000	DI2_165_168_L_0						
31 D	6.098	-6.5994E-03	107.0	30.49	107.0	55.43	ACTIVE	0.000	-6.000	0.000	
1.000	1.000	30.49	0.000	0.000	DI2_165_168_L_0						
32 D	6.288	-6.6134E-03	110.3	31.44	110.3	56.94	ACTIVE	0.000	-6.200	0.000	
1.000	1.000	31.44	0.000	0.000	DI2_165_168_L_0						
33 D	6.478	-6.6186E-03	113.5	32.39	113.5	58.44	ACTIVE	0.000	-6.400	0.000	
1.000	1.000	32.39	0.000	0.000	DI2_165_168_L_0						
34 D	6.681	-6.6152E-03	116.9	33.40	116.9	59.95	ACTIVE	0.000	-6.600	0.000	
1.000	1.000	33.40	0.000	0.000	DI2_165_168_L_0						
35 D	6.870	-6.6031E-03	120.1	34.35	120.1	61.46	ACTIVE	0.000	-6.800	0.000	
1.000	1.000	34.35	0.000	0.000	DI2_165_168_L_0						
36 D	7.060	-6.5823E-03	123.3	35.30	123.3	62.98	ACTIVE	0.000	-7.000	0.000	
1.000	1.000	35.30	0.000	0.000	DI2_165_168_L_0						
37 D	7.262	-6.5528E-03	126.8	36.31	126.8	64.49	ACTIVE	0.000	-7.200	0.000	
1.000	1.000	36.31	0.000	0.000	DI2_165_168_L_0						
38 D	7.451	-6.5147E-03	130.0	37.26	130.0	66.00	ACTIVE	0.000	-7.400	0.000	
1.000	1.000	37.26	0.000	0.000	DI2_165_168_L_0						
39 D	7.641	-6.4680E-03	133.2	38.20	133.2	67.52	ACTIVE	0.000	-7.600	0.000	
1.000	1.000	38.20	0.000	0.000	DI2_165_168_L_0						
40 D	7.841	-6.4129E-03	136.6	39.21	136.6	69.03	ACTIVE	0.000	-7.800	0.000	
1.000	1.000	39.21	0.000	0.000	DI2_165_168_L_0						
41 D	8.031	-6.3495E-03	139.8	40.15	139.8	70.55	ACTIVE	0.000	-8.000	0.000	
1.000	1.000	40.15	0.000	0.000	DI2_165_168_L_0						
42 D	8.220	-6.2780E-03	143.0	41.10	143.0	72.07	ACTIVE	0.000	-8.200	0.000	
1.000	1.000	41.10	0.000	0.000	DI2_165_168_L_0						
43 D	8.420	-6.1984E-03	146.4	42.10	146.4	73.59	ACTIVE	0.000	-8.400	0.000	
1.000	1.000	42.10	0.000	0.000	DI2_165_168_L_0						
44 D	8.609	-6.1111E-03	149.6	43.04	149.6	75.11	ACTIVE	0.000	-8.600	0.000	
1.000	1.000	43.04	0.000	0.000	DI2_165_168_L_0						
45 D	8.798	-6.0162E-03	152.8	43.99	152.8	76.63	ACTIVE	0.000	-8.800	0.000	
1.000	1.000	43.99	0.000	0.000	DI2_165_168_L_0						
46 D	8.997	-5.9141E-03	156.2	44.98	156.2	78.16	ACTIVE	0.000	-9.000	0.000	
1.000	1.000	44.98	0.000	0.000	DI2_165_168_L_0						
47 D	6.889	-5.8049E-03	159.4	45.93	159.4	79.68	ACTIVE	0.000	-9.200	0.000	
1.000	1.000	45.93	0.000	0.000	DI2_165_168_L_0						
48 D	6.964	-5.7478E-03	161.1	46.42	161.1	80.44	ACTIVE	0.000	-9.300	0.000	
1.000	1.000	46.42	0.000	0.000	DI2_165_168_L_0						
49 D	9.474	-5.6287E-03	164.3	47.37	164.3	81.97	ACTIVE	0.000	-9.500	0.000	
1.000	1.000	47.37	0.000	0.000	DI2_165_168_L_0						
50 D	9.663	-5.5034E-03	167.5	48.31	167.5	83.50	ACTIVE	0.000	-9.700	0.000	
1.000	1.000	48.31	0.000	0.000	DI2_165_168_L_0						
51 D	9.861	-5.3724E-03	170.8	49.30	170.8	85.02	ACTIVE	0.000	-9.900	0.000	
1.000	1.000	49.30	0.000	0.000	DI2_165_168_L_0						
52 D	10.05	-5.2360E-03	174.0	50.25	174.0	86.55	ACTIVE	0.000	-10.10	0.000	
1.000	1.000	50.25	0.000	0.000	DI2_165_168_L_0						
53 D	10.24	-5.0948E-03	177.2	51.19	177.2	88.09	ACTIVE	0.000	-10.30	0.000	
1.000	1.000	51.19	0.000	0.000	DI2_165_168_L_0						
54 D	10.44	-4.9491E-03	180.6	52.18	180.6	89.62	ACTIVE	0.000	-10.50	0.000	
1.000	1.000	52.18	0.000	0.000	DI2_165_168_L_0						
55 D	10.63	-4.7994E-03	183.8	53.13	183.8	91.15	ACTIVE	0.000	-10.70	0.000	
1.000	1.000	53.13	0.000	0.000	DI2_165_168_L_0						
56 D	10.81	-4.6462E-03	187.0	54.07	187.0	92.68	ACTIVE	0.000	-10.90	0.000	
1.000	1.000	54.07	0.000	0.000	DI2_165_168_L_0						
57 D	11.01	-4.4899E-03	190.3	55.05	190.3	94.22	ACTIVE	0.000	-11.10	0.000	
1.000	1.000	55.05	0.000	0.000	DI2_165_168_L_0						
58 D	11.20	-4.3310E-03	193.5	56.00	193.5	95.76	ACTIVE	0.000	-11.30	0.000	
1.000	1.000	56.00	0.000	0.000	DI2_165_168_L_0						
59 D	11.39	-4.1697E-03	196.7	56.94	196.7	97.29	ACTIVE	0.000	-11.50	0.000	
1.000	1.000	56.94	0.000	0.000	DI2_165_168_L_0						
60 D	11.59	-4.0066E-03	200.0	57.93	200.0	98.83	ACTIVE	0.000	-11.70	0.000	
1.000	1.000	57.93	0.000	0.000	DI2_165_168_L_0						
61 D	11.77	-3.8418E-03	203.2	58.87	203.2	100.4	ACTIVE	0.000	-11.90	0.000	
1.000	1.000	58.87	0.000	0.000	DI2_165_168_L_0						

62 D	11.96	-3.6757E-03	206.4	59.82	206.4	101.9	ACTIVE	0.000	-12.10	0.000		
1.000	1.000	59.82	0.000	0.000	DI2_165_168_L_0							
63 D	12.16	-3.5085E-03	209.8	60.80	209.8	103.5	ACTIVE	0.000	-12.30	0.000		
1.000	1.000	60.80	0.000	0.000	DI2_165_168_L_0							
64 D	12.35	-3.3405E-03	213.0	61.74	213.0	105.0	ACTIVE	0.000	-12.50	0.000		
1.000	1.000	61.74	0.000	0.000	DI2_165_168_L_0							
65 D	12.54	-3.1719E-03	216.2	62.69	216.2	106.5	ACTIVE	0.000	-12.70	0.000		
1.000	1.000	62.69	0.000	0.000	DI2_165_168_L_0							
66 D	12.73	-3.0028E-03	219.5	63.66	219.5	108.1	ACTIVE	0.000	-12.90	0.000		
1.000	1.000	63.66	0.000	0.000	DI2_165_168_L_0							
67 D	12.92	-2.8335E-03	222.7	64.61	222.7	109.6	ACTIVE	0.000	-13.10	0.000		
1.000	1.000	64.61	0.000	0.000	DI2_165_168_L_0							
68 D	13.11	-2.6640E-03	225.9	65.55	225.9	111.2	ACTIVE	0.000	-13.30	0.000		
1.000	1.000	65.55	0.000	0.000	DI2_165_168_L_0							
69 D	13.31	-2.4944E-03	229.2	66.53	229.2	112.7	ACTIVE	0.000	-13.50	0.000		
1.000	1.000	66.53	0.000	0.000	DI2_165_168_L_0							
70 D	13.50	-2.3248E-03	232.4	67.48	232.4	114.3	ACTIVE	0.000	-13.70	0.000		
1.000	1.000	67.48	0.000	0.000	DI2_165_168_L_0							
71 D	14.39	-2.1552E-03	235.6	71.95	235.6	115.8	UL-RL	1.9392E+04	-13.90	0.000		
1.000	1.000	71.95	0.000	0.000	DI2_165_168_L_0							
72 D	15.39	-1.9857E-03	238.9	76.96	238.9	117.4	UL-RL	1.9392E+04	-14.10	0.000		
1.000	1.000	76.96	0.000	0.000	DI2_165_168_L_0							
73 D	16.39	-1.8164E-03	242.1	81.96	242.1	118.9	UL-RL	1.9392E+04	-14.30	0.000		
1.000	1.000	81.96	0.000	0.000	DI2_165_168_L_0							
74 D	17.39	-1.6471E-03	245.3	86.95	245.3	120.5	UL-RL	1.9392E+04	-14.50	0.000		
1.000	1.000	86.95	0.000	0.000	DI2_165_168_L_0							
75 D	18.39	-1.4779E-03	248.6	91.95	248.6	122.0	UL-RL	1.9392E+04	-14.70	0.000		
1.000	1.000	91.95	0.000	0.000	DI2_165_168_L_0							
76 D	19.39	-1.3087E-03	251.8	96.94	251.8	123.6	UL-RL	1.9392E+04	-14.90	0.000		
1.000	1.000	96.94	0.000	0.000	DI2_165_168_L_0							
77 D	20.39	-1.1396E-03	255.0	101.9	255.0	125.1	UL-RL	1.9392E+04	-15.10	0.000		
1.000	1.000	101.9	0.000	0.000	DI2_165_168_L_0							
78 D	21.38	-9.7056E-04	258.3	106.9	258.3	126.7	UL-RL	1.9392E+04	-15.30	0.000		
1.000	1.000	106.9	0.000	0.000	DI2_165_168_L_0							
79 D	11.19	-8.0148E-04	261.5	111.9	261.5	128.2	UL-RL	1.9392E+04	-15.50	0.000		
1.000	1.000	111.9	0.000	0.000	DI2_165_168_L_0							

```
+-----------------------------------------------------------------------------------------------------------------------+
|                  PARATIEPLUS(TM)   NLS ENGINE RELEASE  2018.0    FULL VERSION  *Build date:Nov 13, 2017*              |
|                                                                                                                       |
|                         NewProject.BaseDesignSection_28.SLERaraFrequenteQuasiPermanente_1153                          |
|                                 Exe Time : 4 September 2018 18:06:50                                                  |
+-----------------------------------------------------------------------------------------------------------------------+
New Project


S T R E S S   R E S U L T S   F O R   G R O U P   N O.   2

0_R                                                                  :
ELEMENT TYPE    5 NO.OF ELEMENTS. IN THIS GROUP   79
C U R R E N T   T I M E   I S     4.0000

 HARDENING 2D SOIL ELEMENT

 ****** TOTAL STRESS FORMULATION *****

 EL *   FORCE     DISPL-Y  VERTICAL-P  HORIZON.-P     MAX-V-P     MAX-H-P          STATE   STIFFNESS Z-LEVEL      PORE
E FACTOR    UFACTOR       Peq          Su_a        Su_p     LAYER
 ---------------------------------------------------------------------------------------------------------------------------
-----------------------------------------------------------------------------------------------
   1     0.000         --          --          --          --          --          REMOVED     --        0.000       0.000
1.000       1.000       0.000       0.000       0.000     not available
   2     0.000         --          --          --          --          --          REMOVED     --      -0.2000       0.000
1.000       1.000       0.000       0.000       0.000     not available
   3     0.000         --          --          --          --          --          REMOVED     --      -0.4000       0.000
1.000       1.000       0.000       0.000       0.000     not available
   4     0.000         --          --          --          --          --          REMOVED     --      -0.6000       0.000
1.000       1.000       0.000       0.000       0.000     not available
   5     0.000         --          --          --          --          --          REMOVED     --      -0.8000       0.000
1.000       1.000       0.000       0.000       0.000     not available
   6     0.000         --          --          --          --          --          REMOVED     --       -1.000       0.000
1.000       1.000       0.000       0.000       0.000     not available
   7     0.000         --          --          --          --          --          REMOVED     --       -1.200       0.000
1.000       1.000       0.000       0.000       0.000     not available
   8     0.000         --          --          --          --          --          REMOVED     --       -1.400       0.000
1.000       1.000       0.000       0.000       0.000     not available
   9     0.000         --          --          --          --          --          REMOVED     --       -1.600       0.000
1.000       1.000       0.000       0.000       0.000     not available
  10     0.000         --          --          --          --          --          REMOVED     --       -1.800       0.000
1.000       1.000       0.000       0.000       0.000     not available
  11     0.000         --          --          --          --          --          REMOVED     --       -2.000       0.000
1.000       1.000       0.000       0.000       0.000     not available
  12     0.000         --          --          --          --          --          REMOVED     --       -2.200       0.000
1.000       1.000       0.000       0.000       0.000     not available
  13     0.000         --          --          --          --          --          REMOVED     --       -2.400       0.000
1.000       1.000       0.000       0.000       0.000     not available
  14     0.000         --          --          --          --          --          REMOVED     --       -2.600       0.000
1.000       1.000       0.000       0.000       0.000     not available
  15     0.000         --          --          --          --          --          REMOVED     --       -2.800       0.000
1.000       1.000       0.000       0.000       0.000     not available
  16     0.000         --          --          --          --          --          REMOVED     --       -3.000       0.000
1.000       1.000       0.000       0.000       0.000     not available
  17     0.000         --          --          --          --          --          REMOVED     --       -3.200       0.000
1.000       1.000       0.000       0.000       0.000     not available
  18     0.000         --          --          --          --          --          REMOVED     --       -3.400       0.000
1.000       1.000       0.000       0.000       0.000     not available
  19     0.000         --          --          --          --          --          REMOVED     --       -3.600       0.000
1.000       1.000       0.000       0.000       0.000     not available
  20     0.000         --          --          --          --          --          REMOVED     --       -3.800       0.000
1.000       1.000       0.000       0.000       0.000     not available
  21     0.000         --          --          --          --          --          REMOVED     --       -4.000       0.000
1.000       1.000       0.000       0.000       0.000     not available
  22     0.000         --          --          --          --          --          REMOVED     --       -4.200       0.000
1.000       1.000       0.000       0.000       0.000     not available
  23     0.000         --          --          --          --          --          REMOVED     --       -4.400       0.000
1.000       1.000       0.000       0.000       0.000     not available
  24     0.000         --          --          --          --          --          REMOVED     --       -4.600       0.000
1.000       1.000       0.000       0.000       0.000     not available
```

25	0.000	--	--	--	--	--	REMOVED	--	-4.800	0.000	
1.000	1.000	0.000	0.000	0.000	not available						
26	0.000	--	--	--	--	--	REMOVED	--	-5.000	0.000	
1.000	1.000	0.000	0.000	0.000	not available						
27	0.000	--	--	--	--	--	REMOVED	--	-5.200	0.000	
1.000	1.000	0.000	0.000	0.000	not available						
28	0.000	--	--	--	--	--	REMOVED	--	-5.400	0.000	
1.000	1.000	0.000	0.000	0.000	not available						
29	0.000	--	--	--	--	--	REMOVED	--	-5.600	0.000	
1.000	1.000	0.000	0.000	0.000	not available						
30	0.000	--	--	--	--	--	REMOVED	--	-5.800	0.000	
1.000	1.000	0.000	0.000	0.000	not available						
31	0.000	--	--	--	--	--	REMOVED	--	-6.000	0.000	
1.000	1.000	0.000	0.000	0.000	not available						
32	0.000	--	--	--	--	--	REMOVED	--	-6.200	0.000	
1.000	1.000	0.000	0.000	0.000	not available						
33	0.000	--	--	--	--	--	REMOVED	--	-6.400	0.000	
1.000	1.000	0.000	0.000	0.000	not available						
34	0.000	--	--	--	--	--	REMOVED	--	-6.600	0.000	
1.000	1.000	0.000	0.000	0.000	not available						
35	0.000	--	--	--	--	--	REMOVED	--	-6.800	0.000	
1.000	1.000	0.000	0.000	0.000	not available						
36	0.000	--	--	--	--	--	REMOVED	--	-7.000	0.000	
1.000	1.000	0.000	0.000	0.000	not available						
37	0.000	--	--	--	--	--	REMOVED	--	-7.200	0.000	
1.000	1.000	0.000	0.000	0.000	not available						
38	0.000	--	--	--	--	--	REMOVED	--	-7.400	0.000	
1.000	1.000	0.000	0.000	0.000	not available						
39	0.000	--	--	--	--	--	REMOVED	--	-7.600	0.000	
1.000	1.000	0.000	0.000	0.000	not available						
40	0.000	--	--	--	--	--	REMOVED	--	-7.800	0.000	
1.000	1.000	0.000	0.000	0.000	not available						
41	0.000	--	--	--	--	--	REMOVED	--	-8.000	0.000	
1.000	1.000	0.000	0.000	0.000	not available						
42	0.000	--	--	--	--	--	REMOVED	--	-8.200	0.000	
1.000	1.000	0.000	0.000	0.000	not available						
43	0.000	--	--	--	--	--	REMOVED	--	-8.400	0.000	
1.000	1.000	0.000	0.000	0.000	not available						
44	0.000	--	--	--	--	--	REMOVED	--	-8.600	0.000	
1.000	1.000	0.000	0.000	0.000	not available						
45	0.000	--	--	--	--	--	REMOVED	--	-8.800	0.000	
1.000	1.000	0.000	0.000	0.000	not available						
46	0.000	--	--	--	--	--	REMOVED	--	-9.000	0.000	
1.000	1.000	0.000	0.000	0.000	not available						
47	0.000	--	--	--	--	--	REMOVED	--	-9.200	0.000	
1.000	1.000	0.000	0.000	0.000	not available						
48	0.000	--	--	--	--	--	REMOVED	--	-9.300	0.000	
1.000	1.000	0.000	0.000	0.000	not available						
49	0.000	--	--	--	--	--	REMOVED	--	-9.500	0.000	
1.000	1.000	0.000	0.000	0.000	not available						
50	0.000	--	--	--	--	--	REMOVED	--	-9.700	0.000	
1.000	1.000	0.000	0.000	0.000	not available						
51 D	2.560	5.3724E-03	1.600	12.80	158.4	85.30	PASSIVE	0.000	-9.900	0.000	
1.000	1.000	12.80	0.000	0.000	DI2_165_168_L_0						
52 D	5.862	5.2360E-03	4.800	29.31	161.6	86.74	PASSIVE	0.000	-10.10	0.000	
1.000	1.000	29.31	0.000	0.000	DI2_165_168_L_0						
53 D	9.165	5.0948E-03	8.000	45.82	164.8	88.17	PASSIVE	0.000	-10.30	0.000	
1.000	1.000	45.82	0.000	0.000	DI2_165_168_L_0						
54 D	12.47	4.9491E-03	11.20	62.34	168.0	89.62	PASSIVE	0.000	-10.50	0.000	
1.000	1.000	62.34	0.000	0.000	DI2_165_168_L_0						
55 D	15.77	4.7994E-03	14.40	78.85	171.2	91.15	PASSIVE	0.000	-10.70	0.000	
1.000	1.000	78.85	0.000	0.000	DI2_165_168_L_0						
56 D	19.07	4.6462E-03	17.60	95.36	174.4	95.36	PASSIVE	0.000	-10.90	0.000	
1.000	1.000	95.36	0.000	0.000	DI2_165_168_L_0						
57 D	20.59	4.4899E-03	20.80	103.0	177.6	103.0	V-C	9716.	-11.10	0.000	
1.000	1.000	103.0	0.000	0.000	DI2_165_168_L_0						
58 D	20.69	4.3310E-03	24.00	103.5	180.8	103.5	V-C	9716.	-11.30	0.000	
1.000	1.000	103.5	0.000	0.000	DI2_165_168_L_0						
59 D	20.78	4.1697E-03	27.20	103.9	184.0	103.9	V-C	9716.	-11.50	0.000	
1.000	1.000	103.9	0.000	0.000	DI2_165_168_L_0						
60 D	20.85	4.0066E-03	30.40	104.2	187.2	104.2	V-C	9716.	-11.70	0.000	
1.000	1.000	104.2	0.000	0.000	DI2_165_168_L_0						
61 D	20.90	3.8418E-03	33.60	104.5	190.4	104.5	V-C	9716.	-11.90	0.000	
1.000	1.000	104.5	0.000	0.000	DI2_165_168_L_0						

62 D	20.95	3.6757E-03	36.80	104.8	193.6	104.8	V-C	9716.	-12.10	0.000	
1.000	1.000	104.8	0.000	0.000	DI2_165_168_L_0						
63 D	20.99	3.5085E-03	40.00	105.0	196.8	105.0	V-C	9716.	-12.30	0.000	
1.000	1.000	105.0	0.000	0.000	DI2_165_168_L_0						
64 D	21.02	3.3405E-03	43.20	105.1	200.0	105.1	V-C	9716.	-12.50	0.000	
1.000	1.000	105.1	0.000	0.000	DI2_165_168_L_0						
65 D	20.90	3.1719E-03	46.40	104.5	203.2	106.5	UL-RL	1.5546E+04	-12.70	0.000	
1.000	1.000	104.5	0.000	0.000	DI2_165_168_L_0						
66 D	20.75	3.0028E-03	49.60	103.7	206.4	108.1	UL-RL	1.5546E+04	-12.90	0.000	
1.000	1.000	103.7	0.000	0.000	DI2_165_168_L_0						
67 D	20.59	2.8335E-03	52.80	103.0	209.6	109.6	UL-RL	1.5546E+04	-13.10	0.000	
1.000	1.000	103.0	0.000	0.000	DI2_165_168_L_0						
68 D	20.43	2.6640E-03	56.00	102.2	212.8	111.2	UL-RL	1.5546E+04	-13.30	0.000	
1.000	1.000	102.2	0.000	0.000	DI2_165_168_L_0						
69 D	20.27	2.4944E-03	59.20	101.3	216.0	112.7	UL-RL	1.5546E+04	-13.50	0.000	
1.000	1.000	101.3	0.000	0.000	DI2_165_168_L_0						
70 D	20.10	2.3248E-03	62.40	100.5	219.2	114.3	UL-RL	1.5546E+04	-13.70	0.000	
1.000	1.000	100.5	0.000	0.000	DI2_165_168_L_0						
71 D	19.92	2.1552E-03	65.60	99.62	222.4	115.8	UL-RL	1.5546E+04	-13.90	0.000	
1.000	1.000	99.62	0.000	0.000	DI2_165_168_L_0						
72 D	19.75	1.9857E-03	68.80	98.74	225.6	117.4	UL-RL	1.5546E+04	-14.10	0.000	
1.000	1.000	98.74	0.000	0.000	DI2_165_168_L_0						
73 D	19.57	1.8164E-03	72.00	97.85	228.8	118.9	UL-RL	1.5546E+04	-14.30	0.000	
1.000	1.000	97.85	0.000	0.000	DI2_165_168_L_0						
74 D	19.39	1.6471E-03	75.20	96.95	232.0	120.5	UL-RL	1.5546E+04	-14.50	0.000	
1.000	1.000	96.95	0.000	0.000	DI2_165_168_L_0						
75 D	19.21	1.4779E-03	78.40	96.04	235.2	122.0	UL-RL	1.5546E+04	-14.70	0.000	
1.000	1.000	96.04	0.000	0.000	DI2_165_168_L_0						
76 D	19.02	1.3087E-03	81.60	95.12	238.4	123.6	UL-RL	1.5546E+04	-14.90	0.000	
1.000	1.000	95.12	0.000	0.000	DI2_165_168_L_0						
77 D	18.84	1.1396E-03	84.80	94.19	241.6	125.1	UL-RL	1.5546E+04	-15.10	0.000	
1.000	1.000	94.19	0.000	0.000	DI2_165_168_L_0						
78 D	18.65	9.7056E-04	88.00	93.24	244.8	126.7	UL-RL	1.5546E+04	-15.30	0.000	
1.000	1.000	93.24	0.000	0.000	DI2_165_168_L_0						
79 D	9.229	8.0148E-04	91.20	92.29	248.0	128.2	UL-RL	1.5546E+04	-15.50	0.000	
1.000	1.000	92.29	0.000	0.000	DI2_165_168_L_0						

```
+-----------------------------------------------------------------------------------------------------------------------+
|                  PARATIEPLUS(TM)   NLS ENGINE RELEASE  2018.0    FULL VERSION  *Build date:Nov 13, 2017*              |
|                                                                                                                       |
|                         NewProject.BaseDesignSection_28.SLERaraFrequenteQuasiPermanente_1153                          |
|                                 Exe Time : 4 September 2018 18:06:50                                                  |
+-----------------------------------------------------------------------------------------------------------------------+
New Project


S T R E S S   R E S U L T S   F O R   G R O U P   N O.   3

WallElement_33                                                  :
ELEMENT TYPE    2 NO.OF ELEMENTS. IN THIS GROUP   78
C U R R E N T   T I M E   I S     4.0000

 WALL2D ELEMENT

   EL      TA          TB          MA          MB
-----------------------------------------------------
    1 -125.14      125.14     6.00777E-11 -25.028
    2 -124.92      124.92      25.028     -50.013
    3 -124.48      124.48      50.013     -74.910
    4 -123.74      123.74      74.910     -99.658
    5 -122.38      122.38      99.658     -124.13
    6 -121.13      121.13      124.13     -148.36
    7 -119.68      119.68      148.36     -172.30
    8 -117.97      117.97      172.30     -195.89
    9 -115.99      115.99      195.89     -219.09
   10 -113.71      113.71      219.09     -241.83
   11 -111.18      111.18      241.83     -264.06
   12 -108.42      108.42      264.06     -285.75
   13 -105.38      105.38      285.75     -306.83
   14 -102.12      102.12      306.83     -327.25
   15 -98.620      98.620      327.25     -346.97
   16 -94.866      94.866      346.97     -365.95
   17 -90.889      90.889      365.95     -384.12
   18 -86.661      86.661      384.12     -401.46
   19 -82.213      82.213      401.46     -417.90
   20 -77.545      77.545      417.90     -433.41
   21 -72.658      72.658      433.41     -447.94
   22 -67.529      67.529      447.94     -461.44
   23 -62.183      62.183      461.44     -473.88
   24 -56.620      56.620      473.88     -485.20
   25 -50.819      50.819      485.20     -495.37
   26 -45.706      45.706      495.37     -504.51
   27 -40.402      40.402      504.51     -512.59
   28 -34.891      34.891      512.59     -519.57
   29 -29.188      29.188      519.57     -525.41
   30 -23.296      23.296      525.41     -530.07
   31 -17.198      17.198      530.07     -533.50
   32 -10.911      10.911      533.50     -535.69
   33 -4.4334      4.4334      535.69     -536.57
   34  2.2474     -2.2474      536.57     -536.12
   35  9.1178     -9.1178      536.12     -534.30
   36  16.178     -16.178      534.30     -531.07
   37  23.440     -23.440      531.07     -526.38
   38  30.891     -30.891      526.38     -520.20
   39  38.532     -38.532      520.20     -512.49
   40  46.373     -46.373      512.49     -503.22
   41  54.404     -54.404      503.22     -492.34
   42  62.623     -62.623      492.34     -479.81
   43  71.043     -71.043      479.81     -465.60
   44  79.652     -79.652      465.60     -449.67
   45  88.449     -88.449      449.67     -431.98
   46  97.446     -97.446      431.98     -412.49
   47  104.34     -104.34      412.49     -402.06
   48  111.30     -111.30      402.06     -379.80
   49  120.77     -120.77      379.80     -355.65
   50  130.44     -130.44      355.65     -329.56
   51  137.74     -137.74      329.56     -302.01
   52  141.92     -141.92      302.01     -273.63
```

53	143.00	-143.00	273.63	-245.03
54	140.97	-140.97	245.03	-216.83
55	135.82	-135.82	216.83	-189.67
56	127.57	-127.57	189.67	-164.16
57	117.98	-117.98	164.16	-140.56
58	108.49	-108.49	140.56	-118.86
59	99.101	-99.101	118.86	-99.041
60	89.840	-89.840	99.041	-81.073
61	80.710	-80.710	81.073	-64.931
62	71.722	-71.722	64.931	-50.587
63	62.891	-62.891	50.587	-38.009
64	54.201	-54.201	38.009	-27.169
65	45.841	-45.841	27.169	-18.000
66	37.827	-37.827	18.000	-10.435
67	30.157	-30.157	10.435	-4.4035
68	22.837	-22.837	4.4035	0.16391
69	15.878	-15.878	-0.16391	3.3395
70	9.2768	-9.2768	-3.3395	5.1949
71	3.7439	-3.7439	-5.1949	5.9437
72	-0.61327	0.61327	-5.9437	5.8210
73	-3.7928	3.7928	-5.8210	5.0624
74	-5.7928	5.7928	-5.0624	3.9039
75	-6.6116	6.6116	-3.9039	2.5816
76	-6.2474	6.2474	-2.5816	1.3322
77	-4.6983	4.6983	-1.3322	0.39249
78	-1.9624	1.9624	-0.39249	6.13476E-12

```
+-------------------------------------------------------------------------------------------------------------------------+
|                   PARATIEPLUS(TM)   NLS ENGINE RELEASE  2018.0    FULL VERSION  *Build date:Nov 13, 2017*              |
|                                                                                                                         |
|                          NewProject.BaseDesignSection_28.SLERaraFrequenteQuasiPermanente_1153                           |
|                                   Exe Time : 4 September 2018 18:06:50                                                  |
+-------------------------------------------------------------------------------------------------------------------------+
New Project


S T R E S S   R E S U L T S   F O R   G R O U P   N O.   4

WallElement_New_76649                                        :
ELEMENT TYPE    2 NO.OF ELEMENTS. IN THIS GROUP   47
C U R R E N T   T I M E   I S     4.0000

 WALL2D ELEMENT

   EL      TA          TB          MA          MB
-----------------------------------------------------

***** NO ONE ELEMENT ACTIVE AT CURRENT STEP *****
```

```
+-------------------------------------------------------------------------------------------------------------------------------+
|                   PARATIEPLUS(TM)   NLS ENGINE RELEASE  2018.0    FULL VERSION  *Build date:Nov 13, 2017*                    |
|                                                                                                                               |
|                            NewProject.BaseDesignSection_28.SLERaraFrequenteQuasiPermanente_1153                               |
|                                     Exe Time : 4 September 2018 18:06:50                                                      |
+-------------------------------------------------------------------------------------------------------------------------------+
New Project


S T R E S S    R E S U L T S    F O R    G R O U P    N O.    5

Tieback_175                                                 :
ELEMENT TYPE    6 NO.OF ELEMENTS. IN THIS GROUP    1
C U R R E N T    T I M E    I S      4.0000

 POST-TENSION 2D-BOUNDARY ELEMENT

         EL    FORCE          d0          EDISPL     pl. eps          K     -ve limit   +ve limit
-----------------------------------------------------------------------------------------------------------
 ANCHOR    1   144.50     -1.60846E-03  2.50453E-03   0.0000       1458.7       0.0000       0.0000     ELASTIC  ORIGINAL
YOUNG MODULUS

 ITER     0 RNORM = 0.000     RMNORM= 0.000
             RINORM=0.1120E+07 RIMNOR=0.1787E+08
             RENORM= 27.59     REMNOR=0.1264E-17 RATIO =0.4963E-02 TOLER =0.1000E-03  NOT CONVERGED
             RFMAX = 143.0     RMMAX = 536.6
             RTSMAL=0.1000E-02 RMSMAL=0.1000E-02
             RDT   =0.1120E+07 RDR   =0.1787E+08
             RATIOT=0.4963E-02 RATIOR= 0.000
             MAX UN=0.1218E-03 IEQ=     3 NODE      1 DOF   3  Y-DISPL.S
             MIN UN=-2.308     IEQ=   251 NODE     51 DOF   1  Y-DISPL.F
             NO. OF CONTACT CONSTRAINT VIOLATIONS     0


 ITER     2 RNORM = 0.000     RMNORM= 0.000
             RINORM=0.1120E+07 RIMNOR=0.1787E+08
             RENORM=0.9378E-03 REMNOR=0.1189E-17 RATIO =0.2894E-04 TOLER =0.1000E-03      CONVERGED !
             RFMAX = 143.0     RMMAX = 536.6
             RTSMAL=0.1000E-02 RMSMAL=0.1000E-02
             RDT   =0.1120E+07 RDR   =0.1787E+08
             RATIOT=0.2894E-04 RATIOR= 0.000
             MAX UN=0.2104E-01 IEQ=    16 NODE      4 DOF   1  Y-DISPL.F
             MIN UN=-.1334E-03 IEQ=   393 NODE     79 DOF   3  Y-DISPL.S
             NO. OF CONTACT CONSTRAINT VIOLATIONS     0
```

```
+-------------------------------------------------------------------------------------------------------------------------+
|                   PARATIEPLUS(TM)   NLS ENGINE RELEASE  2018.0    FULL VERSION  *Build date:Nov 13, 2017*               |
|                                                                                                                         |
|                              NewProject.BaseDesignSection_28.SLERaraFrequenteQuasiPermanente_1153                       |
|                                       Exe Time : 4 September 2018 18:06:50                                              |
+-------------------------------------------------------------------------------------------------------------------------+
New Project
SOLUTION REACHED USING     2 ITERATIONS ON   40

P R I N T   O U T   F O R   T I M E   S T E P    5     ( AT TIME   5.000     )

PRINT OUT OF ACTIVE COMPONENTS (FIXED NODES ARE NOT PRINTED OUT)
```

	Y-DISPL.F (02)	X-ROT. F (04)	Y-DISPL.S (08)	X-ROT. S (10)	Y-FORCE (14)	GAP	C-FORCE
1	3.1088095E-03	8.5476152E-04	3.1088095E-03	0.000000	-1.5307199E-14	4.3368087E-19	-5.6587599E-05
2	3.2796940E-03	8.5374548E-04	3.2796940E-03	0.000000	-7.2877209E-15	0.000000	-5.3882440E-05
3	3.4501723E-03	8.5069913E-04	3.4501723E-03	0.000000	-6.9218150E-15	1.3010426E-18	-5.1177081E-05
4	3.6198387E-03	8.4562780E-04	3.6198387E-03	0.000000	-6.5558548E-15	4.3368087E-19	-4.8471320E-05
5	3.7882890E-03	8.3854044E-04	3.7882890E-03	0.000000	-6.1898075E-15	0.000000	-4.5764916E-05
6	3.9551215E-03	8.2945291E-04	3.9551215E-03	0.000000	-5.8236122E-15	-8.6736174E-19	-4.3057416E-05
7	4.1199382E-03	8.1838528E-04	4.1199382E-03	0.000000	-5.4571755E-15	0.000000	-4.0348133E-05
8	4.2823451E-03	8.0535888E-04	4.2823451E-03	0.000000	-5.0903785E-15	-8.6736174E-19	-3.7636186E-05
9	4.4419529E-03	7.9039936E-04	4.4419529E-03	0.000000	-4.7230973E-15	0.000000	-3.4920658E-05
10	4.5983779E-03	7.7353668E-04	4.5983779E-03	0.000000	-4.3552080E-15	8.6736174E-19	-3.2200634E-05
11	4.7512430E-03	7.5480539E-04	4.7512430E-03	0.000000	-3.9865865E-15	8.6736174E-19	-2.9475197E-05
12	4.9001781E-03	7.3424451E-04	4.9001781E-03	0.000000	-3.6171091E-15	8.6736174E-19	-2.6743432E-05
13	5.0448217E-03	7.1189694E-04	5.0448217E-03	0.000000	-3.2466520E-15	0.000000	-2.4004423E-05
14	5.1848209E-03	6.8780975E-04	5.1848209E-03	0.000000	-2.8750913E-15	8.6736174E-19	-2.1257254E-05
15	5.3198330E-03	6.6203412E-04	5.3198330E-03	0.000000	-2.5023032E-15	-8.6736174E-19	-1.8501011E-05
16	5.4495256E-03	6.3462492E-04	5.4495256E-03	0.000000	-2.1281800E-15	0.000000	-1.5734778E-05
17	5.5735786E-03	6.0564083E-04	5.5735786E-03	0.000000	-1.7525614E-15	0.000000	-1.2957628E-05
18	5.6916818E-03	5.7514489E-04	5.6916818E-03	0.000000	-1.3753359E-15	8.6736174E-19	-1.0168673E-05
19	5.8035402E-03	5.4320340E-04	5.8035402E-03	0.000000	-9.9640026E-16	0.000000	-7.3669777E-06
20	5.9088715E-03	5.0988655E-04	5.9088715E-03	0.000000	-6.1560630E-16	1.7347235E-18	-4.5515764E-06
21	6.0074075E-03	4.7526834E-04	6.0074075E-03	0.000000	-2.3283243E-16	8.6736174E-19	-1.7214811E-06
22	6.0988967E-03	4.3942586E-04	6.0988967E-03	0.000000	1.5207259E-16	-8.6736174E-19	1.1243628E-06
23	6.1831017E-03	4.0244058E-04	6.1831017E-03	0.000000	5.3924743E-16	0.000000	3.9869759E-06
24	6.2598024E-03	3.6439755E-04	6.2598024E-03	0.000000	9.2882948E-16	8.6736174E-19	6.8673869E-06
25	6.3287961E-03	3.2538546E-04	6.3287961E-03	0.000000	1.3209550E-15	0.000000	9.7666034E-06
26	6.3898982E-03	2.8549674E-04	6.3898982E-03	0.000000	1.7157400E-15	8.6736174E-19	1.2685597E-05
27	6.4429421E-03	2.4482071E-04	6.4429421E-03	0.000000	2.1133321E-15	8.6736174E-19	1.5625257E-05
28	6.4877793E-03	2.0344236E-04	6.4877793E-03	0.000000	2.5138444E-15	-8.6736174E-19	1.8586369E-05
29	6.5242781E-03	1.6145077E-04	6.5242781E-03	0.000000	2.9173161E-15	0.000000	2.1569479E-05
30	6.5523249E-03	1.1893819E-04	6.5523249E-03	0.000000	3.3238069E-15	0.000000	2.4574910E-05
31	6.5718250E-03	7.6000169E-05	6.5718250E-03	0.000000	3.7332960E-15	-8.6736174E-19	2.7602718E-05
32	6.5827032E-03	3.2735866E-05	6.5827032E-03	0.000000	4.1457995E-15	0.000000	3.0652628E-05
33	6.5849044E-03	-1.0752807E-05	6.5849044E-03	0.000000	4.5612491E-15	8.6736174E-19	3.3724068E-05
34	6.5783942E-03	-5.4360018E-05	6.5783942E-03	0.000000	4.9794435E-15	-8.6736174E-19	3.6816032E-05
35	6.5631597E-03	-9.7976763E-05	6.5631597E-03	0.000000	5.4002223E-15	-8.6736174E-19	3.9927103E-05
36	6.5392103E-03	-1.4149065E-04	6.5392103E-03	0.000000	5.8232875E-15	0.000000	4.3055403E-05
37	6.5065782E-03	-1.8478581E-04	6.5065782E-03	0.000000	6.2483991E-15	2.6020852E-18	4.6198532E-05
38	6.4653186E-03	-2.2774364E-04	6.4653186E-03	0.000000	6.6751751E-15	-8.6736174E-19	4.9353598E-05
39	6.4155114E-03	-2.7024151E-04	6.4155114E-03	0.000000	7.1030422E-15	-8.6736174E-19	5.2517078E-05
40	6.3572611E-03	-3.1215374E-04	6.3572611E-03	0.000000	7.5314889E-15	1.7347235E-18	5.5684843E-05
41	6.2906976E-03	-3.5335128E-04	6.2906976E-03	0.000000	7.9598673E-15	-8.6736174E-19	5.8852103E-05
42	6.2159770E-03	-3.9370173E-04	6.2159770E-03	0.000000	8.3874346E-15	0.000000	6.2013367E-05
43	6.1332824E-03	-4.3306940E-04	6.1332824E-03	0.000000	8.8133479E-15	0.000000	6.5162400E-05
44	6.0428241E-03	-4.7131526E-04	6.0428241E-03	0.000000	9.2365891E-15	8.6736174E-19	6.8292191E-05
45	5.9448411E-03	-5.0829675E-04	5.9448411E-03	0.000000	9.6562321E-15	-1.7347235E-18	7.1394888E-05
46	5.8395998E-03	-5.4386857E-04	5.8395998E-03	0.000000	1.0071114E-14	-1.7347235E-18	7.4461828E-05
47	5.7273976E-03	-5.7788154E-04	5.7273976E-03	0.000000	2.3290953E-15	8.6736174E-19	7.7483402E-05
48	5.6687844E-03	-5.9426141E-04	5.6687844E-03	0.000000	2.3739013E-15	8.6736174E-19	7.8973989E-05
49	5.5467623E-03	-6.2564919E-04	5.5467623E-03	0.000000	1.1078156E-14	-1.7347235E-18	8.1907491E-05
50	5.4186544E-03	-6.5509178E-04	5.4186544E-03	0.000000	1.1464978E-14	0.000000	8.4767499E-05
51	5.2848657E-03	-6.8243255E-04	5.2848657E-03	0.000000	1.1840156E-14	0.000000	8.7541422E-05
52	5.1458298E-03	-7.0754835E-04	5.1458298E-03	0.000000	1.2202117E-14	-8.6736174E-19	9.0217617E-05
53	5.0019993E-03	-7.3036924E-04	5.0019993E-03	0.000000	1.2549878E-14	-1.7347235E-18	9.2788825E-05
54	4.8538368E-03	-7.5086905E-04	4.8538368E-03	0.000000	1.2882985E-14	-8.6736174E-19	9.5251687E-05
55	4.7018051E-03	-7.6906833E-04	4.7018051E-03	0.000000	1.3201377E-14	0.000000	9.7605751E-05

56	4.5463583E-03	-7.8503562E-04	4.5463583E-03	0.000000	1.3505304E-14	8.6736174E-19	9.9852865E-05
57	4.3879320E-03	-7.9888535E-04	4.3879320E-03	0.000000	1.3795243E-14	-8.6736174E-19	1.0199656E-04
58	4.2269355E-03	-8.1076422E-04	4.2269355E-03	0.000000	1.4071757E-14	-8.6736174E-19	1.0404099E-04
59	4.0637473E-03	-8.2082875E-04	4.0637473E-03	0.000000	1.4335461E-14	0.000000	1.0599072E-04
60	3.8987147E-03	-8.2923367E-04	3.8987147E-03	0.000000	1.4587012E-14	-8.6736174E-19	1.0785058E-04
61	3.7321543E-03	-8.3613164E-04	3.7321543E-03	0.000000	1.4827105E-14	0.000000	1.0962574E-04
62	3.5643524E-03	-8.4167297E-04	3.5643524E-03	0.000000	1.5056467E-14	4.3368087E-19	1.1132155E-04
63	3.3955657E-03	-8.4600561E-04	3.3955657E-03	0.000000	1.5275852E-14	0.000000	1.1294359E-04
64	3.2260211E-03	-8.4927488E-04	3.2260211E-03	0.000000	1.5486036E-14	4.3368087E-19	1.1449761E-04
65	3.0559171E-03	-8.5162340E-04	3.0559171E-03	0.000000	1.5687812E-14	0.000000	1.1598947E-04
66	2.8854239E-03	-8.5318988E-04	2.8854239E-03	0.000000	1.5881981E-14	-4.3368087E-19	1.1742507E-04
67	2.7146844E-03	-8.5410737E-04	2.7146844E-03	0.000000	1.6069352E-14	0.000000	1.1881042E-04
68	2.5438157E-03	-8.5450284E-04	2.5438157E-03	0.000000	1.6250734E-14	-4.3368087E-19	1.2015149E-04
69	2.3729100E-03	-8.5449723E-04	2.3729100E-03	0.000000	1.6426922E-14	0.000000	1.2145415E-04
70	2.2020359E-03	-8.5420534E-04	2.2020359E-03	0.000000	1.6598684E-14	4.3368087E-19	1.2272409E-04
71	2.0312397E-03	-8.5373574E-04	2.0312397E-03	0.000000	1.6766757E-14	-4.3368087E-19	1.2396675E-04
72	1.8605470E-03	-8.5318514E-04	1.8605470E-03	0.000000	1.6931832E-14	0.000000	1.2518726E-04
73	1.6899659E-03	-8.5263169E-04	1.6899659E-03	0.000000	1.7094549E-14	2.1684043E-19	1.2639032E-04
74	1.5194906E-03	-8.5213415E-04	1.5194906E-03	0.000000	1.7255487E-14	-2.1684043E-19	1.2758023E-04
75	1.3491058E-03	-8.5173185E-04	1.3491058E-03	0.000000	1.7413847E-14	0.000000	1.2876074E-04
76	1.1787987E-03	-8.5144470E-04	1.1787987E-03	0.000000	1.7572655E-14	0.000000	1.2993499E-04
77	1.0085288E-03	-8.5127313E-04	1.0085288E-03	0.000000	1.7732312E-14	4.3368087E-19	1.3110568E-04
78	8.3828302E-04	-8.5119813E-04	8.3828302E-04	0.000000	1.7891759E-14	0.000000	1.3227466E-04
79	6.6803715E-04	-8.5118118E-04	6.6803715E-04	0.000000	3.6102332E-14	-2.1684043E-19	1.3344315E-04

```
+-------------------------------------------------------------------------------------------------------------------------------+
|                   PARATIEPLUS(TM)   NLS ENGINE RELEASE  2018.0    FULL VERSION  *Build date:Nov 13, 2017*                    |
|                                                                                                                               |
|                            NewProject.BaseDesignSection_28.SLERaraFrequenteQuasiPermanente_1153                               |
|                                     Exe Time : 4 September 2018 18:06:50                                                      |
+-------------------------------------------------------------------------------------------------------------------------------+
New Project


S T R E S S   R E S U L T S   F O R   G R O U P   N O.   1

0_L                                                              :
ELEMENT TYPE    5 NO.OF ELEMENTS. IN THIS GROUP   79
C U R R E N T   T I M E   I S      5.0000

 HARDENING 2D SOIL ELEMENT

 ****** TOTAL STRESS FORMULATION *****

  EL *   FORCE     DISPL-Y  VERTICAL-P  HORIZON.-P     MAX-V-P     MAX-H-P           STATE   STIFFNESS Z-LEVEL      PORE
E FACTOR    UFACTOR       Peq           Su_a         Su_p     LAYER
 ------------------------------------------------------------------------------------------------------------------------------
-------------------------------------------------------------------------------------------
   1 D  2.0998E-04 -3.1088E-03  6.3056E-03  2.0998E-03  6.3056E-03  0.6685          ACTIVE   0.000       0.000       0.000
1.000       1.000      2.0998E-03   0.000       0.000     DI1_164_167_L_0
   2 D  0.2158     -3.2797E-03   3.240       1.079       3.240       13.89          ACTIVE   0.000     -0.2000       0.000
1.000       1.000       1.079       0.000       0.000     DI1_164_167_L_0
   3 D  0.4420     -3.4502E-03   6.637       2.210       6.637       28.46          ACTIVE   0.000     -0.4000       0.000
1.000       1.000       2.210       0.000       0.000     DI1_164_167_L_0
   4 D  0.6822     -3.6198E-03   10.24       3.411       10.24       43.92          ACTIVE   0.000     -0.6000       0.000
1.000       1.000       3.411       0.000       0.000     DI1_164_167_L_0
   5 D   1.292     -3.7883E-03   14.00       6.462       14.00       47.73           UL-RL   8046.     -0.8000       0.000
1.000       1.000       6.462       0.000       0.000     DI1_164_167_L_0
   6 D   1.188     -3.9551E-03   17.83       5.938       17.83       47.83          ACTIVE   0.000      -1.000       0.000
1.000       1.000       5.938       0.000       0.000     DI1_164_167_L_0
   7 D   1.445     -4.1199E-03   21.70       7.224       21.70       47.71          ACTIVE   0.000      -1.200       0.000
1.000       1.000       7.224       0.000       0.000     DI1_164_167_L_0
   8 D   1.716     -4.2823E-03   25.76       8.579       25.76       47.48          ACTIVE   0.000      -1.400       0.000
1.000       1.000       8.579       0.000       0.000     DI1_164_167_L_0
   9 D   1.976     -4.4420E-03   29.67       9.881       29.67       47.19          ACTIVE   0.000      -1.600       0.000
1.000       1.000       9.881       0.000       0.000     DI1_164_167_L_0
  10 D   2.283     -4.5984E-03   34.27       11.41       34.27       46.89          ACTIVE   0.000      -1.800       0.000
1.000       1.000       11.41       0.000       0.000     DI1_164_167_L_0
  11 D   2.525     -4.7512E-03   37.91       12.62       37.91       46.61          ACTIVE   0.000      -2.000       0.000
1.000       1.000       12.62       0.000       0.000     DI1_164_167_L_0
  12 D   2.762     -4.9002E-03   41.48       13.81       41.48       46.37          ACTIVE   0.000      -2.200       0.000
1.000       1.000       13.81       0.000       0.000     DI1_164_167_L_0
  13 D   3.038     -5.0448E-03   45.62       15.19       45.62       46.18          ACTIVE   0.000      -2.400       0.000
1.000       1.000       15.19       0.000       0.000     DI1_164_167_L_0
  14 D   3.267     -5.1848E-03   49.06       16.34       49.06       46.05          ACTIVE   0.000      -2.600       0.000
1.000       1.000       16.34       0.000       0.000     DI1_164_167_L_0
  15 D   3.495     -5.3198E-03   52.48       17.48       52.48       45.99          ACTIVE   0.000      -2.800       0.000
1.000       1.000       17.48       0.000       0.000     DI1_164_167_L_0
  16 D   3.754     -5.4495E-03   56.37       18.77       56.37       46.00          ACTIVE   0.000      -3.000       0.000
1.000       1.000       18.77       0.000       0.000     DI1_164_167_L_0
  17 D   3.977     -5.5736E-03   59.72       19.89       59.72       46.09          ACTIVE   0.000      -3.200       0.000
1.000       1.000       19.89       0.000       0.000     DI1_164_167_L_0
  18 D   4.228     -5.6917E-03   63.49       21.14       63.49       46.25          ACTIVE   0.000      -3.400       0.000
1.000       1.000       21.14       0.000       0.000     DI1_164_167_L_0
  19 D   4.448     -5.8035E-03   66.79       22.24       66.79       46.50          ACTIVE   0.000      -3.600       0.000
1.000       1.000       22.24       0.000       0.000     DI1_164_167_L_0
  20 D   4.668     -5.9089E-03   70.09       23.34       70.09       46.82          ACTIVE   0.000      -3.800       0.000
1.000       1.000       23.34       0.000       0.000     DI1_164_167_L_0
  21 D   4.887     -6.0074E-03   73.38       24.43       73.38       47.22          ACTIVE   0.000      -4.000       0.000
1.000       1.000       24.43       0.000       0.000     DI1_164_167_L_0
  22 D   5.131     -6.0989E-03   77.01       25.65       77.01       47.69           UL-RL   8046.      -4.200       0.000
1.000       1.000       25.65       0.000       0.000     DI1_164_167_L_0
  23 D   5.353     -6.1831E-03   80.27       26.76       80.27       48.25           UL-RL   8046.      -4.400       0.000
1.000       1.000       26.76       0.000       0.000     DI1_164_167_L_0
  24 D   5.574     -6.2598E-03   83.53       27.87       83.53       48.87           UL-RL   8046.      -4.600       0.000
1.000       1.000       27.87       0.000       0.000     DI1_164_167_L_0
```

25 D	5.817	-6.3288E-03	87.10	29.08	87.10	49.57	UL-RL	8046.	-4.800	0.000	
1.000	1.000	29.08	0.000	0.000	DI1_164_167_L_0						
26 D	5.162	-6.3899E-03	90.34	25.81	90.34	53.78	UL-RL	1.9392E+04	-5.000	0.000	
1.000	1.000	25.81	0.000	0.000	DI2_165_168_L_0						
27 D	5.365	-6.4429E-03	93.58	26.82	93.58	53.67	UL-RL	1.9392E+04	-5.200	0.000	
1.000	1.000	26.82	0.000	0.000	DI2_165_168_L_0						
28 D	5.584	-6.4878E-03	97.10	27.92	97.10	53.73	UL-RL	1.9392E+04	-5.400	0.000	
1.000	1.000	27.92	0.000	0.000	DI2_165_168_L_0						
29 D	5.786	-6.5243E-03	100.3	28.93	100.3	53.93	UL-RL	1.9392E+04	-5.600	0.000	
1.000	1.000	28.93	0.000	0.000	DI2_165_168_L_0						
30 D	5.988	-6.5523E-03	103.6	29.94	103.6	54.27	UL-RL	1.9392E+04	-5.800	0.000	
1.000	1.000	29.94	0.000	0.000	DI2_165_168_L_0						
31 D	6.205	-6.5718E-03	107.0	31.02	107.0	55.43	UL-RL	1.9392E+04	-6.000	0.000	
1.000	1.000	31.02	0.000	0.000	DI2_165_168_L_0						
32 D	6.406	-6.5827E-03	110.3	32.03	110.3	56.94	UL-RL	1.9392E+04	-6.200	0.000	
1.000	1.000	32.03	0.000	0.000	DI2_165_168_L_0						
33 D	6.608	-6.5849E-03	113.5	33.04	113.5	58.44	UL-RL	1.9392E+04	-6.400	0.000	
1.000	1.000	33.04	0.000	0.000	DI2_165_168_L_0						
34 D	6.824	-6.5784E-03	116.9	34.12	116.9	59.95	UL-RL	1.9392E+04	-6.600	0.000	
1.000	1.000	34.12	0.000	0.000	DI2_165_168_L_0						
35 D	7.025	-6.5632E-03	120.1	35.13	120.1	61.46	UL-RL	1.9392E+04	-6.800	0.000	
1.000	1.000	35.13	0.000	0.000	DI2_165_168_L_0						
36 D	7.227	-6.5392E-03	123.3	36.14	123.3	62.98	UL-RL	1.9392E+04	-7.000	0.000	
1.000	1.000	36.14	0.000	0.000	DI2_165_168_L_0						
37 D	7.441	-6.5066E-03	126.8	37.21	126.8	64.49	UL-RL	1.9392E+04	-7.200	0.000	
1.000	1.000	37.21	0.000	0.000	DI2_165_168_L_0						
38 D	7.643	-6.4653E-03	130.0	38.21	130.0	66.00	UL-RL	1.9392E+04	-7.400	0.000	
1.000	1.000	38.21	0.000	0.000	DI2_165_168_L_0						
39 D	7.844	-6.4155E-03	133.2	39.22	133.2	67.52	UL-RL	1.9392E+04	-7.600	0.000	
1.000	1.000	39.22	0.000	0.000	DI2_165_168_L_0						
40 D	8.057	-6.3573E-03	136.6	40.29	136.6	69.03	UL-RL	1.9392E+04	-7.800	0.000	
1.000	1.000	40.29	0.000	0.000	DI2_165_168_L_0						
41 D	8.259	-6.2907E-03	139.8	41.29	139.8	70.55	UL-RL	1.9392E+04	-8.000	0.000	
1.000	1.000	41.29	0.000	0.000	DI2_165_168_L_0						
42 D	8.460	-6.2160E-03	143.0	42.30	143.0	72.07	UL-RL	1.9392E+04	-8.200	0.000	
1.000	1.000	42.30	0.000	0.000	DI2_165_168_L_0						
43 D	8.672	-6.1333E-03	146.4	43.36	146.4	73.59	UL-RL	1.9392E+04	-8.400	0.000	
1.000	1.000	43.36	0.000	0.000	DI2_165_168_L_0						
44 D	8.874	-6.0428E-03	149.6	44.37	149.6	75.11	UL-RL	1.9392E+04	-8.600	0.000	
1.000	1.000	44.37	0.000	0.000	DI2_165_168_L_0						
45 D	9.075	-5.9448E-03	152.8	45.37	152.8	76.63	UL-RL	1.9392E+04	-8.800	0.000	
1.000	1.000	45.37	0.000	0.000	DI2_165_168_L_0						
46 D	9.285	-5.8396E-03	156.2	46.43	156.2	78.16	UL-RL	1.9392E+04	-9.000	0.000	
1.000	1.000	46.43	0.000	0.000	DI2_165_168_L_0						
47 D	7.115	-5.7274E-03	159.4	47.43	159.4	79.68	UL-RL	1.9392E+04	-9.200	0.000	
1.000	1.000	47.43	0.000	0.000	DI2_165_168_L_0						
48 D	7.193	-5.6688E-03	161.1	47.96	161.1	80.44	UL-RL	1.9392E+04	-9.300	0.000	
1.000	1.000	47.96	0.000	0.000	DI2_165_168_L_0						
49 D	9.792	-5.5468E-03	164.3	48.96	164.3	81.97	UL-RL	1.9392E+04	-9.500	0.000	
1.000	1.000	48.96	0.000	0.000	DI2_165_168_L_0						
50 D	9.992	-5.4187E-03	167.5	49.96	167.5	83.50	UL-RL	1.9392E+04	-9.700	0.000	
1.000	1.000	49.96	0.000	0.000	DI2_165_168_L_0						
51 D	10.20	-5.2849E-03	170.8	51.00	170.8	85.02	UL-RL	1.9392E+04	-9.900	0.000	
1.000	1.000	51.00	0.000	0.000	DI2_165_168_L_0						
52 D	10.40	-5.1458E-03	174.0	52.00	174.0	86.55	UL-RL	1.9392E+04	-10.10	0.000	
1.000	1.000	52.00	0.000	0.000	DI2_165_168_L_0						
53 D	10.60	-5.0020E-03	177.2	52.99	177.2	88.09	UL-RL	1.9392E+04	-10.30	0.000	
1.000	1.000	52.99	0.000	0.000	DI2_165_168_L_0						
54 D	10.81	-4.8538E-03	180.6	54.03	180.6	89.62	UL-RL	1.9392E+04	-10.50	0.000	
1.000	1.000	54.03	0.000	0.000	DI2_165_168_L_0						
55 D	11.00	-4.7018E-03	183.8	55.02	183.8	91.15	UL-RL	1.9392E+04	-10.70	0.000	
1.000	1.000	55.02	0.000	0.000	DI2_165_168_L_0						
56 D	11.20	-4.5464E-03	187.0	56.01	187.0	92.68	UL-RL	1.9392E+04	-10.90	0.000	
1.000	1.000	56.01	0.000	0.000	DI2_165_168_L_0						
57 D	11.41	-4.3879E-03	190.3	57.03	190.3	94.22	UL-RL	1.9392E+04	-11.10	0.000	
1.000	1.000	57.03	0.000	0.000	DI2_165_168_L_0						
58 D	11.60	-4.2269E-03	193.5	58.02	193.5	95.76	UL-RL	1.9392E+04	-11.30	0.000	
1.000	1.000	58.02	0.000	0.000	DI2_165_168_L_0						
59 D	11.80	-4.0637E-03	196.7	59.00	196.7	97.29	UL-RL	1.9392E+04	-11.50	0.000	
1.000	1.000	59.00	0.000	0.000	DI2_165_168_L_0						
60 D	12.00	-3.8987E-03	200.0	60.02	200.0	98.83	UL-RL	1.9392E+04	-11.70	0.000	
1.000	1.000	60.02	0.000	0.000	DI2_165_168_L_0						
61 D	12.20	-3.7322E-03	203.2	61.00	203.2	100.4	UL-RL	1.9392E+04	-11.90	0.000	
1.000	1.000	61.00	0.000	0.000	DI2_165_168_L_0						

```
  62 D   12.39     -3.5644E-03   206.4       61.97       206.4       101.9          UL-RL  1.9392E+04  -12.10       0.000
1.000       1.000       61.97       0.000       0.000     DI2_165_168_L_0
  63 D   12.60     -3.3956E-03   209.8       62.99       209.8       103.5          UL-RL  1.9392E+04  -12.30       0.000
1.000       1.000       62.99       0.000       0.000     DI2_165_168_L_0
  64 D   12.79     -3.2260E-03   213.0       63.96       213.0       105.0          UL-RL  1.9392E+04  -12.50       0.000
1.000       1.000       63.96       0.000       0.000     DI2_165_168_L_0
  65 D   12.99     -3.0559E-03   216.2       64.93       216.2       106.5          UL-RL  1.9392E+04  -12.70       0.000
1.000       1.000       64.93       0.000       0.000     DI2_165_168_L_0
  66 D   13.19     -2.8854E-03   219.5       65.94       219.5       108.1          UL-RL  1.9392E+04  -12.90       0.000
1.000       1.000       65.94       0.000       0.000     DI2_165_168_L_0
  67 D   13.38     -2.7147E-03   222.7       66.91       222.7       109.6          UL-RL  1.9392E+04  -13.10       0.000
1.000       1.000       66.91       0.000       0.000     DI2_165_168_L_0
  68 D   13.58     -2.5438E-03   225.9       67.88       225.9       111.2          UL-RL  1.9392E+04  -13.30       0.000
1.000       1.000       67.88       0.000       0.000     DI2_165_168_L_0
  69 D   13.78     -2.3729E-03   229.2       68.89       229.2       112.7          UL-RL  1.9392E+04  -13.50       0.000
1.000       1.000       68.89       0.000       0.000     DI2_165_168_L_0
  70 D   13.97     -2.2020E-03   232.4       69.85       232.4       114.3          UL-RL  1.9392E+04  -13.70       0.000
1.000       1.000       69.85       0.000       0.000     DI2_165_168_L_0
  71 D   14.87     -2.0312E-03   235.6       74.36       235.6       115.8          UL-RL  1.9392E+04  -13.90       0.000
1.000       1.000       74.36       0.000       0.000     DI2_165_168_L_0
  72 D   15.88     -1.8605E-03   238.9       79.38       238.9       117.4          UL-RL  1.9392E+04  -14.10       0.000
1.000       1.000       79.38       0.000       0.000     DI2_165_168_L_0
  73 D   16.88     -1.6900E-03   242.1       84.41       242.1       118.9          UL-RL  1.9392E+04  -14.30       0.000
1.000       1.000       84.41       0.000       0.000     DI2_165_168_L_0
  74 D   17.89     -1.5195E-03   245.3       89.43       245.3       120.5          UL-RL  1.9392E+04  -14.50       0.000
1.000       1.000       89.43       0.000       0.000     DI2_165_168_L_0
  75 D   18.89     -1.3491E-03   248.6       94.44       248.6       122.0          UL-RL  1.9392E+04  -14.70       0.000
1.000       1.000       94.44       0.000       0.000     DI2_165_168_L_0
  76 D   19.89     -1.1788E-03   251.8       99.46       251.8       123.6          UL-RL  1.9392E+04  -14.90       0.000
1.000       1.000       99.46       0.000       0.000     DI2_165_168_L_0
  77 D   20.89     -1.0085E-03   255.0       104.5       255.0       125.1          UL-RL  1.9392E+04  -15.10       0.000
1.000       1.000       104.5       0.000       0.000     DI2_165_168_L_0
  78 D   21.90     -8.3828E-04   258.3       109.5       258.3       126.7          UL-RL  1.9392E+04  -15.30       0.000
1.000       1.000       109.5       0.000       0.000     DI2_165_168_L_0
  79 D   11.45     -6.6804E-04   261.5       114.5       261.5       128.2          UL-RL  1.9392E+04  -15.50       0.000
1.000       1.000       114.5       0.000       0.000     DI2_165_168_L_0
```

```
+-----------------------------------------------------------------------------------------------------------------------+
|                  PARATIEPLUS(TM)   NLS ENGINE RELEASE  2018.0    FULL VERSION  *Build date:Nov 13, 2017*              |
|                                                                                                                       |
|                         NewProject.BaseDesignSection_28.SLERaraFrequenteQuasiPermanente_1153                          |
|                                 Exe Time : 4 September 2018 18:06:50                                                  |
+-----------------------------------------------------------------------------------------------------------------------+
New Project


S T R E S S   R E S U L T S   F O R   G R O U P   N O.   2

0_R                                                                  :
ELEMENT TYPE    5 NO.OF ELEMENTS. IN THIS GROUP   79
C U R R E N T   T I M E   I S     5.0000

 HARDENING 2D SOIL ELEMENT

 ****** TOTAL STRESS FORMULATION *****

 EL *   FORCE     DISPL-Y  VERTICAL-P  HORIZON.-P     MAX-V-P     MAX-H-P          STATE   STIFFNESS Z-LEVEL      PORE
E FACTOR    UFACTOR       Peq          Su_a        Su_p     LAYER
 ---------------------------------------------------------------------------------------------------------------------------
-----------------------------------------------------------------------------------------------
   1     0.000         --          --          --          --          --          REMOVED     --        0.000       0.000
1.000       1.000       0.000       0.000       0.000     not available
   2     0.000         --          --          --          --          --          REMOVED     --      -0.2000       0.000
1.000       1.000       0.000       0.000       0.000     not available
   3     0.000         --          --          --          --          --          REMOVED     --      -0.4000       0.000
1.000       1.000       0.000       0.000       0.000     not available
   4     0.000         --          --          --          --          --          REMOVED     --      -0.6000       0.000
1.000       1.000       0.000       0.000       0.000     not available
   5     0.000         --          --          --          --          --          REMOVED     --      -0.8000       0.000
1.000       1.000       0.000       0.000       0.000     not available
   6     0.000         --          --          --          --          --          REMOVED     --       -1.000       0.000
1.000       1.000       0.000       0.000       0.000     not available
   7     0.000         --          --          --          --          --          REMOVED     --       -1.200       0.000
1.000       1.000       0.000       0.000       0.000     not available
   8     0.000         --          --          --          --          --          REMOVED     --       -1.400       0.000
1.000       1.000       0.000       0.000       0.000     not available
   9     0.000         --          --          --          --          --          REMOVED     --       -1.600       0.000
1.000       1.000       0.000       0.000       0.000     not available
  10     0.000         --          --          --          --          --          REMOVED     --       -1.800       0.000
1.000       1.000       0.000       0.000       0.000     not available
  11     0.000         --          --          --          --          --          REMOVED     --       -2.000       0.000
1.000       1.000       0.000       0.000       0.000     not available
  12     0.000         --          --          --          --          --          REMOVED     --       -2.200       0.000
1.000       1.000       0.000       0.000       0.000     not available
  13     0.000         --          --          --          --          --          REMOVED     --       -2.400       0.000
1.000       1.000       0.000       0.000       0.000     not available
  14     0.000         --          --          --          --          --          REMOVED     --       -2.600       0.000
1.000       1.000       0.000       0.000       0.000     not available
  15     0.000         --          --          --          --          --          REMOVED     --       -2.800       0.000
1.000       1.000       0.000       0.000       0.000     not available
  16     0.000         --          --          --          --          --          REMOVED     --       -3.000       0.000
1.000       1.000       0.000       0.000       0.000     not available
  17     0.000         --          --          --          --          --          REMOVED     --       -3.200       0.000
1.000       1.000       0.000       0.000       0.000     not available
  18     0.000         --          --          --          --          --          REMOVED     --       -3.400       0.000
1.000       1.000       0.000       0.000       0.000     not available
  19     0.000         --          --          --          --          --          REMOVED     --       -3.600       0.000
1.000       1.000       0.000       0.000       0.000     not available
  20     0.000         --          --          --          --          --          REMOVED     --       -3.800       0.000
1.000       1.000       0.000       0.000       0.000     not available
  21     0.000         --          --          --          --          --          REMOVED     --       -4.000       0.000
1.000       1.000       0.000       0.000       0.000     not available
  22     0.000         --          --          --          --          --          REMOVED     --       -4.200       0.000
1.000       1.000       0.000       0.000       0.000     not available
  23     0.000         --          --          --          --          --          REMOVED     --       -4.400       0.000
1.000       1.000       0.000       0.000       0.000     not available
  24     0.000         --          --          --          --          --          REMOVED     --       -4.600       0.000
1.000       1.000       0.000       0.000       0.000     not available
```

25	0.000	--	--	--	--	--	REMOVED	--	-4.800	0.000		
1.000	1.000	0.000	0.000	0.000	not available							
26	0.000	--	--	--	--	--	REMOVED	--	-5.000	0.000		
1.000	1.000	0.000	0.000	0.000	not available							
27	0.000	--	--	--	--	--	REMOVED	--	-5.200	0.000		
1.000	1.000	0.000	0.000	0.000	not available							
28	0.000	--	--	--	--	--	REMOVED	--	-5.400	0.000		
1.000	1.000	0.000	0.000	0.000	not available							
29	0.000	--	--	--	--	--	REMOVED	--	-5.600	0.000		
1.000	1.000	0.000	0.000	0.000	not available							
30	0.000	--	--	--	--	--	REMOVED	--	-5.800	0.000		
1.000	1.000	0.000	0.000	0.000	not available							
31	0.000	--	--	--	--	--	REMOVED	--	-6.000	0.000		
1.000	1.000	0.000	0.000	0.000	not available							
32	0.000	--	--	--	--	--	REMOVED	--	-6.200	0.000		
1.000	1.000	0.000	0.000	0.000	not available							
33	0.000	--	--	--	--	--	REMOVED	--	-6.400	0.000		
1.000	1.000	0.000	0.000	0.000	not available							
34	0.000	--	--	--	--	--	REMOVED	--	-6.600	0.000		
1.000	1.000	0.000	0.000	0.000	not available							
35	0.000	--	--	--	--	--	REMOVED	--	-6.800	0.000		
1.000	1.000	0.000	0.000	0.000	not available							
36	0.000	--	--	--	--	--	REMOVED	--	-7.000	0.000		
1.000	1.000	0.000	0.000	0.000	not available							
37	0.000	--	--	--	--	--	REMOVED	--	-7.200	0.000		
1.000	1.000	0.000	0.000	0.000	not available							
38	0.000	--	--	--	--	--	REMOVED	--	-7.400	0.000		
1.000	1.000	0.000	0.000	0.000	not available							
39	0.000	--	--	--	--	--	REMOVED	--	-7.600	0.000		
1.000	1.000	0.000	0.000	0.000	not available							
40	0.000	--	--	--	--	--	REMOVED	--	-7.800	0.000		
1.000	1.000	0.000	0.000	0.000	not available							
41	0.000	--	--	--	--	--	REMOVED	--	-8.000	0.000		
1.000	1.000	0.000	0.000	0.000	not available							
42	0.000	--	--	--	--	--	REMOVED	--	-8.200	0.000		
1.000	1.000	0.000	0.000	0.000	not available							
43	0.000	--	--	--	--	--	REMOVED	--	-8.400	0.000		
1.000	1.000	0.000	0.000	0.000	not available							
44	0.000	--	--	--	--	--	REMOVED	--	-8.600	0.000		
1.000	1.000	0.000	0.000	0.000	not available							
45	0.000	--	--	--	--	--	REMOVED	--	-8.800	0.000		
1.000	1.000	0.000	0.000	0.000	not available							
46	0.000	--	--	--	--	--	REMOVED	--	-9.000	0.000		
1.000	1.000	0.000	0.000	0.000	not available							
47	0.000	--	--	--	--	--	REMOVED	--	-9.200	0.000		
1.000	1.000	0.000	0.000	0.000	not available							
48 D	0.000	5.6688E-03	0.000	0.000	0.000	0.000	ACTIVE	0.000	-9.300	0.000		
1.000	1.000	0.000	0.000	0.000	DI2_165_168_L_0							
49 D	8.5876E-02	5.5468E-03	3.200	0.4294	3.200	1.600	UL-RL	1.4292E+04	-9.500	0.000		
1.000	1.000	0.4294	0.000	0.000	DI2_165_168_L_0							
50 D	0.3977	5.4187E-03	6.400	1.989	6.400	3.200	UL-RL	1.4292E+04	-9.700	0.000		
1.000	1.000	1.989	0.000	0.000	DI2_165_168_L_0							
51 D	4.617	5.2849E-03	9.600	23.09	158.4	85.30	UL-RL	1.4292E+04	-9.900	0.000		
1.000	1.000	23.09	0.000	0.000	DI2_165_168_L_0							
52 D	7.367	5.1458E-03	12.80	36.84	161.6	86.74	UL-RL	1.4292E+04	-10.10	0.000		
1.000	1.000	36.84	0.000	0.000	DI2_165_168_L_0							
53 D	10.40	5.0020E-03	16.00	52.02	164.8	88.17	UL-RL	1.4292E+04	-10.30	0.000		
1.000	1.000	52.02	0.000	0.000	DI2_165_168_L_0							
54 D	13.54	4.8538E-03	19.20	67.68	168.0	89.62	UL-RL	1.4292E+04	-10.50	0.000		
1.000	1.000	67.68	0.000	0.000	DI2_165_168_L_0							
55 D	16.72	4.7018E-03	22.40	83.59	171.2	91.15	UL-RL	1.4292E+04	-10.70	0.000		
1.000	1.000	83.59	0.000	0.000	DI2_165_168_L_0							
56 D	19.59	4.5464E-03	25.60	97.93	174.4	99.36	UL-RL	1.4292E+04	-10.90	0.000		
1.000	1.000	97.93	0.000	0.000	DI2_165_168_L_0							
57 D	21.10	4.3879E-03	28.80	105.5	177.6	107.0	UL-RL	1.4292E+04	-11.10	0.000		
1.000	1.000	105.5	0.000	0.000	DI2_165_168_L_0							
58 D	21.20	4.2269E-03	32.00	106.0	180.8	107.5	UL-RL	1.4292E+04	-11.30	0.000		
1.000	1.000	106.0	0.000	0.000	DI2_165_168_L_0							
59 D	21.27	4.0637E-03	35.20	106.4	184.0	107.9	UL-RL	1.4292E+04	-11.50	0.000		
1.000	1.000	106.4	0.000	0.000	DI2_165_168_L_0							
60 D	21.34	3.8987E-03	38.40	106.7	187.2	108.2	UL-RL	1.4292E+04	-11.70	0.000		
1.000	1.000	106.7	0.000	0.000	DI2_165_168_L_0							
61 D	21.39	3.7322E-03	41.60	107.0	190.4	108.5	UL-RL	1.4292E+04	-11.90	0.000		
1.000	1.000	107.0	0.000	0.000	DI2_165_168_L_0							

62 D	21.43	3.5644E-03	44.80	107.2	193.6	108.8	UL-RL	1.4292E+04	-12.10	0.000	
1.000	1.000	107.2	0.000	0.000	DI2_165_168_L_0						
63 D	21.47	3.3956E-03	48.00	107.3	196.8	109.0	UL-RL	1.4292E+04	-12.30	0.000	
1.000	1.000	107.3	0.000	0.000	DI2_165_168_L_0						
64 D	21.50	3.2260E-03	51.20	107.5	200.0	109.1	UL-RL	1.4292E+04	-12.50	0.000	
1.000	1.000	107.5	0.000	0.000	DI2_165_168_L_0						
65 D	21.37	3.0559E-03	54.40	106.9	203.2	108.5	UL-RL	1.4292E+04	-12.70	0.000	
1.000	1.000	106.9	0.000	0.000	DI2_165_168_L_0						
66 D	21.20	2.8854E-03	57.60	106.0	206.4	108.1	UL-RL	1.4292E+04	-12.90	0.000	
1.000	1.000	106.0	0.000	0.000	DI2_165_168_L_0						
67 D	21.02	2.7147E-03	60.80	105.1	209.6	109.6	UL-RL	1.4292E+04	-13.10	0.000	
1.000	1.000	105.1	0.000	0.000	DI2_165_168_L_0						
68 D	20.84	2.5438E-03	64.00	104.2	212.8	111.2	UL-RL	1.4292E+04	-13.30	0.000	
1.000	1.000	104.2	0.000	0.000	DI2_165_168_L_0						
69 D	20.66	2.3729E-03	67.20	103.3	216.0	112.7	UL-RL	1.4292E+04	-13.50	0.000	
1.000	1.000	103.3	0.000	0.000	DI2_165_168_L_0						
70 D	20.47	2.2020E-03	70.40	102.4	219.2	114.3	UL-RL	1.4292E+04	-13.70	0.000	
1.000	1.000	102.4	0.000	0.000	DI2_165_168_L_0						
71 D	20.28	2.0312E-03	73.60	101.4	222.4	115.8	UL-RL	1.4292E+04	-13.90	0.000	
1.000	1.000	101.4	0.000	0.000	DI2_165_168_L_0						
72 D	20.10	1.8605E-03	76.80	100.5	225.6	117.4	UL-RL	1.4292E+04	-14.10	0.000	
1.000	1.000	100.5	0.000	0.000	DI2_165_168_L_0						
73 D	19.90	1.6900E-03	80.00	99.52	228.8	118.9	UL-RL	1.4292E+04	-14.30	0.000	
1.000	1.000	99.52	0.000	0.000	DI2_165_168_L_0						
74 D	19.71	1.5195E-03	83.20	98.55	232.0	120.5	UL-RL	1.4292E+04	-14.50	0.000	
1.000	1.000	98.55	0.000	0.000	DI2_165_168_L_0						
75 D	19.52	1.3491E-03	86.40	97.58	235.2	122.0	UL-RL	1.4292E+04	-14.70	0.000	
1.000	1.000	97.58	0.000	0.000	DI2_165_168_L_0						
76 D	19.32	1.1788E-03	89.60	96.60	238.4	123.6	UL-RL	1.4292E+04	-14.90	0.000	
1.000	1.000	96.60	0.000	0.000	DI2_165_168_L_0						
77 D	19.12	1.0085E-03	92.80	95.61	241.6	125.1	UL-RL	1.4292E+04	-15.10	0.000	
1.000	1.000	95.61	0.000	0.000	DI2_165_168_L_0						
78 D	18.92	8.3828E-04	96.00	94.62	244.8	126.7	UL-RL	1.4292E+04	-15.30	0.000	
1.000	1.000	94.62	0.000	0.000	DI2_165_168_L_0						
79 D	9.361	6.6804E-04	99.20	93.61	248.0	128.2	UL-RL	1.4292E+04	-15.50	0.000	
1.000	1.000	93.61	0.000	0.000	DI2_165_168_L_0						

```
+-----------------------------------------------------------------------------------------------------------------------+
|                  PARATIEPLUS(TM)   NLS ENGINE RELEASE  2018.0    FULL VERSION  *Build date:Nov 13, 2017*              |
|                                                                                                                       |
|                         NewProject.BaseDesignSection_28.SLERaraFrequenteQuasiPermanente_1153                          |
|                                 Exe Time : 4 September 2018 18:06:50                                                  |
+-----------------------------------------------------------------------------------------------------------------------+
New Project


S T R E S S   R E S U L T S   F O R   G R O U P   N O.   3

WallElement_33                                                  :
ELEMENT TYPE    2 NO.OF ELEMENTS. IN THIS GROUP   78
C U R R E N T   T I M E   I S     5.0000

 WALL2D ELEMENT

   EL      TA          TB          MA          MB
-----------------------------------------------------
    1 -125.20      125.20    -9.41385E-11 -25.040
    2 -124.99      124.99      25.040     -50.038
    3 -124.54      124.54      50.038     -74.947
    4 -123.88      123.88      74.947     -99.723
    5 -122.59      122.59      99.723     -124.24
    6 -121.41      121.41      124.24     -148.52
    7 -119.96      119.96      148.52     -172.52
    8 -118.25      118.25      172.52     -196.17
    9 -116.27      116.27      196.17     -219.42
   10 -113.99      113.99      219.42     -242.22
   11 -111.46      111.46      242.22     -264.51
   12 -108.70      108.70      264.51     -286.25
   13 -105.66      105.66      286.25     -307.38
   14 -102.40      102.40      307.38     -327.86
   15 -98.902      98.902      327.86     -347.64
   16 -95.148      95.148      347.64     -366.67
   17 -91.170      91.170      366.67     -384.91
   18 -86.959      86.959      384.91     -402.30
   19 -82.522      82.522      402.30     -418.80
   20 -77.862      77.862      418.80     -434.38
   21 -72.978      72.978      434.38     -448.97
   22 -67.847      67.847      448.97     -462.54
   23 -62.494      62.494      462.54     -475.04
   24 -56.920      56.920      475.04     -486.42
   25 -51.103      51.103      486.42     -496.64
   26 -45.941      45.941      496.64     -505.83
   27 -40.576      40.576      505.83     -513.95
   28 -34.993      34.993      513.95     -520.95
   29 -29.207      29.207      520.95     -526.79
   30 -23.219      23.219      526.79     -531.43
   31 -17.014      17.014      531.43     -534.83
   32 -10.608      10.608      534.83     -536.96
   33 -3.9992      3.9992      536.96     -537.76
   34  2.8244     -2.8244      537.76     -537.19
   35  9.8498     -9.8498      537.19     -535.22
   36  17.077     -17.077      535.22     -531.81
   37  24.518     -24.518      531.81     -526.90
   38  32.161     -32.161      526.90     -520.47
   39  40.005     -40.005      520.47     -512.47
   40  48.063     -48.063      512.47     -502.86
   41  56.322     -56.322      502.86     -491.59
   42  64.782     -64.782      491.59     -478.64
   43  73.455     -73.455      478.64     -463.94
   44  82.328     -82.328      463.94     -447.48
   45  91.403     -91.403      447.48     -429.20
   46  100.69     -100.69      429.20     -409.06
   47  107.80     -107.80      409.06     -398.28
   48  115.00     -115.00      398.28     -375.28
   49  124.70     -124.70      375.28     -350.34
   50  134.30     -134.30      350.34     -323.48
   51  139.88     -139.88      323.48     -295.50
   52  142.91     -142.91      295.50     -266.92
```

53	143.11	-143.11	266.92	-238.30
54	140.38	-140.38	238.30	-210.23
55	134.66	-134.66	210.23	-183.29
56	126.28	-126.28	183.29	-158.04
57	116.58	-116.58	158.04	-134.72
58	106.99	-106.99	134.72	-113.32
59	97.516	-97.516	113.32	-93.819
60	88.182	-88.182	93.819	-76.183
61	78.991	-78.991	76.183	-60.385
62	69.953	-69.953	60.385	-46.394
63	61.082	-61.082	46.394	-34.178
64	52.378	-52.378	34.178	-23.702
65	43.991	-43.991	23.702	-14.904
66	35.982	-35.982	14.904	-7.7077
67	28.344	-28.344	7.7077	-2.0389
68	21.080	-21.080	2.0389	2.1771
69	14.199	-14.199	-2.1771	5.0168
70	7.6977	-7.6977	-5.0168	6.5564
71	2.2847	-2.2847	-6.5564	7.0133
72	-1.9334	1.9334	-7.0133	6.6266
73	-4.9556	4.9556	-6.6266	5.6355
74	-6.7809	6.7809	-5.6355	4.2793
75	-7.4081	7.4081	-4.2793	2.7978
76	-6.8361	6.8361	-2.7978	1.4306
77	-5.0636	5.0636	-1.4306	0.41784
78	-2.0891	2.0891	-0.41784	-2.51291E-11

```
+-------------------------------------------------------------------------------------------------------------------------+
|                   PARATIEPLUS(TM)   NLS ENGINE RELEASE  2018.0    FULL VERSION  *Build date:Nov 13, 2017*              |
|                                                                                                                         |
|                          NewProject.BaseDesignSection_28.SLERaraFrequenteQuasiPermanente_1153                           |
|                                   Exe Time : 4 September 2018 18:06:50                                                  |
+-------------------------------------------------------------------------------------------------------------------------+
New Project


S T R E S S   R E S U L T S   F O R   G R O U P   N O.   4

WallElement_New_76649                                        :
ELEMENT TYPE    2 NO.OF ELEMENTS. IN THIS GROUP   47
C U R R E N T   T I M E   I S      5.0000

 WALL2D ELEMENT

   EL      TA          TB          MA          MB
-----------------------------------------------------

***** NO ONE ELEMENT ACTIVE AT CURRENT STEP *****
```

```
+-------------------------------------------------------------------------------------------------------------------------------+
|                   PARATIEPLUS(TM)   NLS ENGINE RELEASE  2018.0    FULL VERSION  *Build date:Nov 13, 2017*                    |
|                                                                                                                               |
|                          NewProject.BaseDesignSection_28.SLERaraFrequenteQuasiPermanente_1153                                 |
|                                   Exe Time : 4 September 2018 18:06:50                                                        |
+-------------------------------------------------------------------------------------------------------------------------------+
New Project


S T R E S S    R E S U L T S    F O R    G R O U P    N O.    5

Tieback_175                                                 :
ELEMENT TYPE    6 NO.OF ELEMENTS. IN THIS GROUP    1
C U R R E N T    T I M E    I S      5.0000

 POST-TENSION 2D-BOUNDARY ELEMENT

         EL    FORCE          d0          EDISPL     pl. eps          K     -ve limit   +ve limit
-------------------------------------------------------------------------------------------------------
 ANCHOR    1   144.57     -1.60846E-03  2.55354E-03   0.0000       1458.7       0.0000       0.0000     ELASTIC  ORIGINAL
YOUNG MODULUS

 ITER     0 RNORM = 0.000     RMNORM= 0.000
            RINORM=0.1130E+07 RIMNOR=0.1782E+08
            RENORM=0.9378E-03 REMNOR=0.1189E-17 RATIO =0.2880E-04 TOLER =0.1000E-03      CONVERGED !
            RFMAX = 143.1     RMMAX = 537.8
            RTSMAL=0.1000E-02 RMSMAL=0.1000E-02
            RDT   =0.1130E+07 RDR   =0.1782E+08
            RATIOT=0.2880E-04 RATIOR= 0.000
            MAX UN=0.2104E-01 IEQ=    16 NODE      4 DOF   1  Y-DISPL.F
            MIN UN=-.1334E-03 IEQ=   393 NODE     79 DOF   3  Y-DISPL.S
            NO. OF CONTACT CONSTRAINT VIOLATIONS     0
```

```
+-------------------------------------------------------------------------------------------------------------------------+
|                   PARATIEPLUS(TM)   NLS ENGINE RELEASE  2018.0    FULL VERSION  *Build date:Nov 13, 2017*               |
|                                                                                                                         |
|                            NewProject.BaseDesignSection_28.SLERaraFrequenteQuasiPermanente_1153                         |
|                                     Exe Time : 4 September 2018 18:06:50                                                |
+-------------------------------------------------------------------------------------------------------------------------+
New Project
SOLUTION REACHED USING     0 ITERATIONS ON   40

no equilibrium iterations were performed to
obtain current solution

P R I N T   O U T   F O R   T I M E   S T E P   6     ( AT TIME   6.000     )

PRINT OUT OF ACTIVE COMPONENTS (FIXED NODES ARE NOT PRINTED OUT)
```

	Y-DISPL.F (02)	X-ROT. F (04)	Y-DISPL.S (08)	X-ROT. S (10)	Y-FORCE (14)	GAP	C-FORCE
1	3.1088095E-03	8.5476152E-04	3.1088095E-03	0.000000	-1.5307199E-14	4.3368087E-19	-5.6587599E-05
2	3.2796940E-03	8.5374548E-04	3.2796940E-03	0.000000	-7.2877209E-15	0.000000	-5.3882440E-05
3	3.4501723E-03	8.5069913E-04	3.4501723E-03	0.000000	-6.9218150E-15	1.3010426E-18	-5.1177081E-05
4	3.6198387E-03	8.4562780E-04	3.6198387E-03	0.000000	-6.5558548E-15	4.3368087E-19	-4.8471320E-05
5	3.7882890E-03	8.3854044E-04	3.7882890E-03	0.000000	-6.1898075E-15	0.000000	-4.5764916E-05
6	3.9551215E-03	8.2945291E-04	3.9551215E-03	0.000000	-5.8236122E-15	-8.6736174E-19	-4.3057416E-05
7	4.1199382E-03	8.1838528E-04	4.1199382E-03	0.000000	-5.4571755E-15	0.000000	-4.0348133E-05
8	4.2823451E-03	8.0535888E-04	4.2823451E-03	0.000000	-5.0903785E-15	-8.6736174E-19	-3.7636186E-05
9	4.4419529E-03	7.9039936E-04	4.4419529E-03	0.000000	-4.7230973E-15	0.000000	-3.4920658E-05
10	4.5983779E-03	7.7353668E-04	4.5983779E-03	0.000000	-4.3552080E-15	8.6736174E-19	-3.2200634E-05
11	4.7512430E-03	7.5480539E-04	4.7512430E-03	0.000000	-3.9865865E-15	8.6736174E-19	-2.9475197E-05
12	4.9001781E-03	7.3424451E-04	4.9001781E-03	0.000000	-3.6171091E-15	8.6736174E-19	-2.6743432E-05
13	5.0448217E-03	7.1189694E-04	5.0448217E-03	0.000000	-3.2466520E-15	0.000000	-2.4004423E-05
14	5.1848209E-03	6.8780975E-04	5.1848209E-03	0.000000	-2.8750913E-15	8.6736174E-19	-2.1257254E-05
15	5.3198330E-03	6.6203412E-04	5.3198330E-03	0.000000	-2.5023032E-15	-8.6736174E-19	-1.8501011E-05
16	5.4495256E-03	6.3462492E-04	5.4495256E-03	0.000000	-2.1281800E-15	0.000000	-1.5734778E-05
17	5.5735786E-03	6.0564083E-04	5.5735786E-03	0.000000	-1.7525614E-15	0.000000	-1.2957628E-05
18	5.6916818E-03	5.7514489E-04	5.6916818E-03	0.000000	-1.3753359E-15	8.6736174E-19	-1.0168673E-05
19	5.8035402E-03	5.4320340E-04	5.8035402E-03	0.000000	-9.9640026E-16	0.000000	-7.3669777E-06
20	5.9088715E-03	5.0988655E-04	5.9088715E-03	0.000000	-6.1560630E-16	1.7347235E-18	-4.5515764E-06
21	6.0074075E-03	4.7526834E-04	6.0074075E-03	0.000000	-2.3283243E-16	8.6736174E-19	-1.7214811E-06
22	6.0988967E-03	4.3942586E-04	6.0988967E-03	0.000000	1.5207259E-16	-8.6736174E-19	1.1243628E-06
23	6.1831017E-03	4.0244058E-04	6.1831017E-03	0.000000	5.3924743E-16	0.000000	3.9869759E-06
24	6.2598024E-03	3.6439755E-04	6.2598024E-03	0.000000	9.2882948E-16	8.6736174E-19	6.8673869E-06
25	6.3287961E-03	3.2538546E-04	6.3287961E-03	0.000000	1.3209550E-15	0.000000	9.7666034E-06
26	6.3898982E-03	2.8549674E-04	6.3898982E-03	0.000000	1.7157400E-15	8.6736174E-19	1.2685597E-05
27	6.4429421E-03	2.4482071E-04	6.4429421E-03	0.000000	2.1133321E-15	8.6736174E-19	1.5625257E-05
28	6.4877793E-03	2.0344236E-04	6.4877793E-03	0.000000	2.5138444E-15	-8.6736174E-19	1.8586369E-05
29	6.5242781E-03	1.6145077E-04	6.5242781E-03	0.000000	2.9173161E-15	0.000000	2.1569479E-05
30	6.5523249E-03	1.1893819E-04	6.5523249E-03	0.000000	3.3238069E-15	0.000000	2.4574910E-05
31	6.5718250E-03	7.6000169E-05	6.5718250E-03	0.000000	3.7332960E-15	-8.6736174E-19	2.7602718E-05
32	6.5827032E-03	3.2735866E-05	6.5827032E-03	0.000000	4.1457995E-15	0.000000	3.0652628E-05
33	6.5849044E-03	-1.0752807E-05	6.5849044E-03	0.000000	4.5612491E-15	8.6736174E-19	3.3724068E-05
34	6.5783942E-03	-5.4360018E-05	6.5783942E-03	0.000000	4.9794435E-15	-8.6736174E-19	3.6816032E-05
35	6.5631597E-03	-9.7976763E-05	6.5631597E-03	0.000000	5.4002223E-15	-8.6736174E-19	3.9927103E-05
36	6.5392103E-03	-1.4149065E-04	6.5392103E-03	0.000000	5.8232875E-15	0.000000	4.3055403E-05
37	6.5065782E-03	-1.8478581E-04	6.5065782E-03	0.000000	6.2483991E-15	2.6020852E-18	4.6198532E-05
38	6.4653186E-03	-2.2774364E-04	6.4653186E-03	0.000000	6.6751751E-15	-8.6736174E-19	4.9353598E-05
39	6.4155114E-03	-2.7024151E-04	6.4155114E-03	0.000000	7.1030422E-15	-8.6736174E-19	5.2517078E-05
40	6.3572611E-03	-3.1215374E-04	6.3572611E-03	0.000000	7.5314889E-15	1.7347235E-18	5.5684843E-05
41	6.2906976E-03	-3.5335128E-04	6.2906976E-03	0.000000	7.9598673E-15	-8.6736174E-19	5.8852103E-05
42	6.2159770E-03	-3.9370173E-04	6.2159770E-03	0.000000	8.3874346E-15	0.000000	6.2013367E-05
43	6.1332824E-03	-4.3306940E-04	6.1332824E-03	0.000000	8.8133479E-15	0.000000	6.5162400E-05
44	6.0428241E-03	-4.7131526E-04	6.0428241E-03	0.000000	9.2365891E-15	8.6736174E-19	6.8292191E-05
45	5.9448411E-03	-5.0829675E-04	5.9448411E-03	0.000000	9.6562321E-15	-1.7347235E-18	7.1394888E-05
46	5.8395998E-03	-5.4386857E-04	5.8395998E-03	0.000000	1.0071114E-14	-1.7347235E-18	7.4461828E-05
47	5.7273976E-03	-5.7788154E-04	5.7273976E-03	0.000000	2.3290953E-15	8.6736174E-19	7.7483402E-05
48	5.6687844E-03	-5.9426141E-04	5.6687844E-03	0.000000	2.3739013E-15	8.6736174E-19	7.8973989E-05
49	5.5467623E-03	-6.2564919E-04	5.5467623E-03	0.000000	1.1078156E-14	-1.7347235E-18	8.1907491E-05
50	5.4186544E-03	-6.5509178E-04	5.4186544E-03	0.000000	1.1464978E-14	0.000000	8.4767499E-05
51	5.2848657E-03	-6.8243255E-04	5.2848657E-03	0.000000	1.1840156E-14	0.000000	8.7541422E-05
52	5.1458298E-03	-7.0754835E-04	5.1458298E-03	0.000000	1.2202117E-14	-8.6736174E-19	9.0217617E-05

53	5.0019993E-03	-7.3036924E-04	5.0019993E-03	0.000000	1.2549878E-14	-1.7347235E-18	9.2788825E-05
54	4.8538368E-03	-7.5086905E-04	4.8538368E-03	0.000000	1.2882985E-14	-8.6736174E-19	9.5251687E-05
55	4.7018051E-03	-7.6906833E-04	4.7018051E-03	0.000000	1.3201377E-14	0.000000	9.7605751E-05
56	4.5463583E-03	-7.8503562E-04	4.5463583E-03	0.000000	1.3505304E-14	8.6736174E-19	9.9852865E-05
57	4.3879320E-03	-7.9888535E-04	4.3879320E-03	0.000000	1.3795243E-14	-8.6736174E-19	1.0199656E-04
58	4.2269355E-03	-8.1076422E-04	4.2269355E-03	0.000000	1.4071757E-14	-8.6736174E-19	1.0404099E-04
59	4.0637473E-03	-8.2082875E-04	4.0637473E-03	0.000000	1.4335461E-14	0.000000	1.0599072E-04
60	3.8987147E-03	-8.2923367E-04	3.8987147E-03	0.000000	1.4587012E-14	-8.6736174E-19	1.0785058E-04
61	3.7321543E-03	-8.3613164E-04	3.7321543E-03	0.000000	1.4827105E-14	0.000000	1.0962574E-04
62	3.5643524E-03	-8.4167297E-04	3.5643524E-03	0.000000	1.5056467E-14	4.3368087E-19	1.1132155E-04
63	3.3955657E-03	-8.4600561E-04	3.3955657E-03	0.000000	1.5275852E-14	0.000000	1.1294359E-04
64	3.2260211E-03	-8.4927488E-04	3.2260211E-03	0.000000	1.5486036E-14	4.3368087E-19	1.1449761E-04
65	3.0559171E-03	-8.5162340E-04	3.0559171E-03	0.000000	1.5687812E-14	0.000000	1.1598947E-04
66	2.8854239E-03	-8.5318988E-04	2.8854239E-03	0.000000	1.5881981E-14	-4.3368087E-19	1.1742507E-04
67	2.7146844E-03	-8.5410737E-04	2.7146844E-03	0.000000	1.6069352E-14	0.000000	1.1881042E-04
68	2.5438157E-03	-8.5450284E-04	2.5438157E-03	0.000000	1.6250734E-14	-4.3368087E-19	1.2015149E-04
69	2.3729100E-03	-8.5449723E-04	2.3729100E-03	0.000000	1.6426922E-14	0.000000	1.2145415E-04
70	2.2020359E-03	-8.5420534E-04	2.2020359E-03	0.000000	1.6598684E-14	4.3368087E-19	1.2272409E-04
71	2.0312397E-03	-8.5373574E-04	2.0312397E-03	0.000000	1.6766757E-14	-4.3368087E-19	1.2396675E-04
72	1.8605470E-03	-8.5318514E-04	1.8605470E-03	0.000000	1.6931832E-14	0.000000	1.2518726E-04
73	1.6899659E-03	-8.5263169E-04	1.6899659E-03	0.000000	1.7094549E-14	2.1684043E-19	1.2639032E-04
74	1.5194906E-03	-8.5213415E-04	1.5194906E-03	0.000000	1.7255487E-14	-2.1684043E-19	1.2758023E-04
75	1.3491058E-03	-8.5173185E-04	1.3491058E-03	0.000000	1.7413847E-14	0.000000	1.2876074E-04
76	1.1787987E-03	-8.5144470E-04	1.1787987E-03	0.000000	1.7572655E-14	0.000000	1.2993499E-04
77	1.0085288E-03	-8.5127313E-04	1.0085288E-03	0.000000	1.7732312E-14	4.3368087E-19	1.3110568E-04
78	8.3828302E-04	-8.5119813E-04	8.3828302E-04	0.000000	1.7891759E-14	0.000000	1.3227466E-04
79	6.6803715E-04	-8.5118118E-04	6.6803715E-04	0.000000	3.6102332E-14	-2.1684043E-19	1.3344315E-04

```
+-------------------------------------------------------------------------------------------------------------------------------+
|                   PARATIEPLUS(TM)   NLS ENGINE RELEASE  2018.0    FULL VERSION  *Build date:Nov 13, 2017*                    |
|                                                                                                                               |
|                              NewProject.BaseDesignSection_28.SLERaraFrequenteQuasiPermanente_1153                             |
|                                       Exe Time : 4 September 2018 18:06:50                                                    |
+-------------------------------------------------------------------------------------------------------------------------------+
New Project


S T R E S S   R E S U L T S   F O R   G R O U P   N O.   1

0_L                                                              :
ELEMENT TYPE    5 NO.OF ELEMENTS. IN THIS GROUP   79
C U R R E N T   T I M E   I S      6.0000

 HARDENING 2D SOIL ELEMENT

 ****** TOTAL STRESS FORMULATION *****

  EL *   FORCE     DISPL-Y  VERTICAL-P  HORIZON.-P     MAX-V-P     MAX-H-P           STATE   STIFFNESS Z-LEVEL      PORE
E FACTOR    UFACTOR       Peq           Su_a         Su_p     LAYER
 ------------------------------------------------------------------------------------------------------------------------------
-------------------------------------------------------------------------------------------
   1 D  2.0998E-04 -3.1088E-03  6.3056E-03  2.0998E-03  6.3056E-03  0.6685           UL-RL   8046.       0.000       0.000
1.000       1.000      2.0998E-03   0.000       0.000     DI1_164_167_L_0
   2 D  0.2158     -3.2797E-03   3.240       1.079       3.240       13.89          UL-RL   8046.     -0.2000       0.000
1.000       1.000       1.079       0.000       0.000     DI1_164_167_L_0
   3 D  0.4420     -3.4502E-03   6.637       2.210       6.637       28.46          UL-RL   8046.     -0.4000       0.000
1.000       1.000       2.210       0.000       0.000     DI1_164_167_L_0
   4 D  0.6822     -3.6198E-03   10.24       3.411       10.24       43.92          UL-RL   8046.     -0.6000       0.000
1.000       1.000       3.411       0.000       0.000     DI1_164_167_L_0
   5 D   1.292     -3.7883E-03   14.00       6.462       14.00       47.73          UL-RL   8046.     -0.8000       0.000
1.000       1.000       6.462       0.000       0.000     DI1_164_167_L_0
   6 D   1.188     -3.9551E-03   17.83       5.938       17.83       47.83          UL-RL   8046.      -1.000       0.000
1.000       1.000       5.938       0.000       0.000     DI1_164_167_L_0
   7 D   1.445     -4.1199E-03   21.70       7.224       21.70       47.71          UL-RL   8046.      -1.200       0.000
1.000       1.000       7.224       0.000       0.000     DI1_164_167_L_0
   8 D   1.716     -4.2823E-03   25.76       8.579       25.76       47.48          UL-RL   8046.      -1.400       0.000
1.000       1.000       8.579       0.000       0.000     DI1_164_167_L_0
   9 D   1.976     -4.4420E-03   29.67       9.881       29.67       47.19          UL-RL   8046.      -1.600       0.000
1.000       1.000       9.881       0.000       0.000     DI1_164_167_L_0
  10 D   2.283     -4.5984E-03   34.27       11.41       34.27       46.89          UL-RL   8046.      -1.800       0.000
1.000       1.000       11.41       0.000       0.000     DI1_164_167_L_0
  11 D   2.525     -4.7512E-03   37.91       12.62       37.91       46.61          UL-RL   8046.      -2.000       0.000
1.000       1.000       12.62       0.000       0.000     DI1_164_167_L_0
  12 D   2.762     -4.9002E-03   41.48       13.81       41.48       46.37          UL-RL   8046.      -2.200       0.000
1.000       1.000       13.81       0.000       0.000     DI1_164_167_L_0
  13 D   3.038     -5.0448E-03   45.62       15.19       45.62       46.18          UL-RL   8046.      -2.400       0.000
1.000       1.000       15.19       0.000       0.000     DI1_164_167_L_0
  14 D   3.267     -5.1848E-03   49.06       16.34       49.06       46.05          UL-RL   8046.      -2.600       0.000
1.000       1.000       16.34       0.000       0.000     DI1_164_167_L_0
  15 D   3.495     -5.3198E-03   52.48       17.48       52.48       45.99          UL-RL   8046.      -2.800       0.000
1.000       1.000       17.48       0.000       0.000     DI1_164_167_L_0
  16 D   3.754     -5.4495E-03   56.37       18.77       56.37       46.00          UL-RL   8046.      -3.000       0.000
1.000       1.000       18.77       0.000       0.000     DI1_164_167_L_0
  17 D   3.977     -5.5736E-03   59.72       19.89       59.72       46.09          UL-RL   8046.      -3.200       0.000
1.000       1.000       19.89       0.000       0.000     DI1_164_167_L_0
  18 D   4.228     -5.6917E-03   63.49       21.14       63.49       46.25          UL-RL   8046.      -3.400       0.000
1.000       1.000       21.14       0.000       0.000     DI1_164_167_L_0
  19 D   4.448     -5.8035E-03   66.79       22.24       66.79       46.50          UL-RL   8046.      -3.600       0.000
1.000       1.000       22.24       0.000       0.000     DI1_164_167_L_0
  20 D   4.668     -5.9089E-03   70.09       23.34       70.09       46.82          UL-RL   8046.      -3.800       0.000
1.000       1.000       23.34       0.000       0.000     DI1_164_167_L_0
  21 D   4.887     -6.0074E-03   73.38       24.43       73.38       47.22          UL-RL   8046.      -4.000       0.000
1.000       1.000       24.43       0.000       0.000     DI1_164_167_L_0
  22 D   5.131     -6.0989E-03   77.01       25.65       77.01       47.69          UL-RL   8046.      -4.200       0.000
1.000       1.000       25.65       0.000       0.000     DI1_164_167_L_0
  23 D   5.353     -6.1831E-03   80.27       26.76       80.27       48.25          UL-RL   8046.      -4.400       0.000
1.000       1.000       26.76       0.000       0.000     DI1_164_167_L_0
  24 D   5.574     -6.2598E-03   83.53       27.87       83.53       48.87          UL-RL   8046.      -4.600       0.000
1.000       1.000       27.87       0.000       0.000     DI1_164_167_L_0
```

25 D	5.817	-6.3288E-03	87.10	29.08	87.10	49.57	UL-RL	8046.	-4.800	0.000		
1.000	1.000	29.08	0.000	0.000	DI1_164_167_L_0							
26 D	5.162	-6.3899E-03	90.34	25.81	90.34	53.78	UL-RL	1.9392E+04	-5.000	0.000		
1.000	1.000	25.81	0.000	0.000	DI2_165_168_L_0							
27 D	5.365	-6.4429E-03	93.58	26.82	93.58	53.67	UL-RL	1.9392E+04	-5.200	0.000		
1.000	1.000	26.82	0.000	0.000	DI2_165_168_L_0							
28 D	5.584	-6.4878E-03	97.10	27.92	97.10	53.73	UL-RL	1.9392E+04	-5.400	0.000		
1.000	1.000	27.92	0.000	0.000	DI2_165_168_L_0							
29 D	5.786	-6.5243E-03	100.3	28.93	100.3	53.93	UL-RL	1.9392E+04	-5.600	0.000		
1.000	1.000	28.93	0.000	0.000	DI2_165_168_L_0							
30 D	5.988	-6.5523E-03	103.6	29.94	103.6	54.27	UL-RL	1.9392E+04	-5.800	0.000		
1.000	1.000	29.94	0.000	0.000	DI2_165_168_L_0							
31 D	6.205	-6.5718E-03	107.0	31.02	107.0	55.43	UL-RL	1.9392E+04	-6.000	0.000		
1.000	1.000	31.02	0.000	0.000	DI2_165_168_L_0							
32 D	6.406	-6.5827E-03	110.3	32.03	110.3	56.94	UL-RL	1.9392E+04	-6.200	0.000		
1.000	1.000	32.03	0.000	0.000	DI2_165_168_L_0							
33 D	6.608	-6.5849E-03	113.5	33.04	113.5	58.44	UL-RL	1.9392E+04	-6.400	0.000		
1.000	1.000	33.04	0.000	0.000	DI2_165_168_L_0							
34 D	6.824	-6.5784E-03	116.9	34.12	116.9	59.95	UL-RL	1.9392E+04	-6.600	0.000		
1.000	1.000	34.12	0.000	0.000	DI2_165_168_L_0							
35 D	7.025	-6.5632E-03	120.1	35.13	120.1	61.46	UL-RL	1.9392E+04	-6.800	0.000		
1.000	1.000	35.13	0.000	0.000	DI2_165_168_L_0							
36 D	7.227	-6.5392E-03	123.3	36.14	123.3	62.98	UL-RL	1.9392E+04	-7.000	0.000		
1.000	1.000	36.14	0.000	0.000	DI2_165_168_L_0							
37 D	7.441	-6.5066E-03	126.8	37.21	126.8	64.49	UL-RL	1.9392E+04	-7.200	0.000		
1.000	1.000	37.21	0.000	0.000	DI2_165_168_L_0							
38 D	7.643	-6.4653E-03	130.0	38.21	130.0	66.00	UL-RL	1.9392E+04	-7.400	0.000		
1.000	1.000	38.21	0.000	0.000	DI2_165_168_L_0							
39 D	7.844	-6.4155E-03	133.2	39.22	133.2	67.52	UL-RL	1.9392E+04	-7.600	0.000		
1.000	1.000	39.22	0.000	0.000	DI2_165_168_L_0							
40 D	8.057	-6.3573E-03	136.6	40.29	136.6	69.03	UL-RL	1.9392E+04	-7.800	0.000		
1.000	1.000	40.29	0.000	0.000	DI2_165_168_L_0							
41 D	8.259	-6.2907E-03	139.8	41.29	139.8	70.55	UL-RL	1.9392E+04	-8.000	0.000		
1.000	1.000	41.29	0.000	0.000	DI2_165_168_L_0							
42 D	8.460	-6.2160E-03	143.0	42.30	143.0	72.07	UL-RL	1.9392E+04	-8.200	0.000		
1.000	1.000	42.30	0.000	0.000	DI2_165_168_L_0							
43 D	8.672	-6.1333E-03	146.4	43.36	146.4	73.59	UL-RL	1.9392E+04	-8.400	0.000		
1.000	1.000	43.36	0.000	0.000	DI2_165_168_L_0							
44 D	8.874	-6.0428E-03	149.6	44.37	149.6	75.11	UL-RL	1.9392E+04	-8.600	0.000		
1.000	1.000	44.37	0.000	0.000	DI2_165_168_L_0							
45 D	9.075	-5.9448E-03	152.8	45.37	152.8	76.63	UL-RL	1.9392E+04	-8.800	0.000		
1.000	1.000	45.37	0.000	0.000	DI2_165_168_L_0							
46 D	9.285	-5.8396E-03	156.2	46.43	156.2	78.16	UL-RL	1.9392E+04	-9.000	0.000		
1.000	1.000	46.43	0.000	0.000	DI2_165_168_L_0							
47 D	7.115	-5.7274E-03	159.4	47.43	159.4	79.68	UL-RL	1.9392E+04	-9.200	0.000		
1.000	1.000	47.43	0.000	0.000	DI2_165_168_L_0							
48 D	7.193	-5.6688E-03	161.1	47.96	161.1	80.44	UL-RL	1.9392E+04	-9.300	0.000		
1.000	1.000	47.96	0.000	0.000	DI2_165_168_L_0							
49 D	9.792	-5.5468E-03	164.3	48.96	164.3	81.97	UL-RL	1.9392E+04	-9.500	0.000		
1.000	1.000	48.96	0.000	0.000	DI2_165_168_L_0							
50 D	9.992	-5.4187E-03	167.5	49.96	167.5	83.50	UL-RL	1.9392E+04	-9.700	0.000		
1.000	1.000	49.96	0.000	0.000	DI2_165_168_L_0							
51 D	10.20	-5.2849E-03	170.8	51.00	170.8	85.02	UL-RL	1.9392E+04	-9.900	0.000		
1.000	1.000	51.00	0.000	0.000	DI2_165_168_L_0							
52 D	10.40	-5.1458E-03	174.0	52.00	174.0	86.55	UL-RL	1.9392E+04	-10.10	0.000		
1.000	1.000	52.00	0.000	0.000	DI2_165_168_L_0							
53 D	10.60	-5.0020E-03	177.2	52.99	177.2	88.09	UL-RL	1.9392E+04	-10.30	0.000		
1.000	1.000	52.99	0.000	0.000	DI2_165_168_L_0							
54 D	10.81	-4.8538E-03	180.6	54.03	180.6	89.62	UL-RL	1.9392E+04	-10.50	0.000		
1.000	1.000	54.03	0.000	0.000	DI2_165_168_L_0							
55 D	11.00	-4.7018E-03	183.8	55.02	183.8	91.15	UL-RL	1.9392E+04	-10.70	0.000		
1.000	1.000	55.02	0.000	0.000	DI2_165_168_L_0							
56 D	11.20	-4.5464E-03	187.0	56.01	187.0	92.68	UL-RL	1.9392E+04	-10.90	0.000		
1.000	1.000	56.01	0.000	0.000	DI2_165_168_L_0							
57 D	11.41	-4.3879E-03	190.3	57.03	190.3	94.22	UL-RL	1.9392E+04	-11.10	0.000		
1.000	1.000	57.03	0.000	0.000	DI2_165_168_L_0							
58 D	11.60	-4.2269E-03	193.5	58.02	193.5	95.76	UL-RL	1.9392E+04	-11.30	0.000		
1.000	1.000	58.02	0.000	0.000	DI2_165_168_L_0							
59 D	11.80	-4.0637E-03	196.7	59.00	196.7	97.29	UL-RL	1.9392E+04	-11.50	0.000		
1.000	1.000	59.00	0.000	0.000	DI2_165_168_L_0							
60 D	12.00	-3.8987E-03	200.0	60.02	200.0	98.83	UL-RL	1.9392E+04	-11.70	0.000		
1.000	1.000	60.02	0.000	0.000	DI2_165_168_L_0							
61 D	12.20	-3.7322E-03	203.2	61.00	203.2	100.4	UL-RL	1.9392E+04	-11.90	0.000		
1.000	1.000	61.00	0.000	0.000	DI2_165_168_L_0							

```
  62 D   12.39     -3.5644E-03   206.4       61.97       206.4       101.9          UL-RL  1.9392E+04  -12.10       0.000
1.000       1.000       61.97       0.000       0.000     DI2_165_168_L_0
  63 D   12.60     -3.3956E-03   209.8       62.99       209.8       103.5          UL-RL  1.9392E+04  -12.30       0.000
1.000       1.000       62.99       0.000       0.000     DI2_165_168_L_0
  64 D   12.79     -3.2260E-03   213.0       63.96       213.0       105.0          UL-RL  1.9392E+04  -12.50       0.000
1.000       1.000       63.96       0.000       0.000     DI2_165_168_L_0
  65 D   12.99     -3.0559E-03   216.2       64.93       216.2       106.5          UL-RL  1.9392E+04  -12.70       0.000
1.000       1.000       64.93       0.000       0.000     DI2_165_168_L_0
  66 D   13.19     -2.8854E-03   219.5       65.94       219.5       108.1          UL-RL  1.9392E+04  -12.90       0.000
1.000       1.000       65.94       0.000       0.000     DI2_165_168_L_0
  67 D   13.38     -2.7147E-03   222.7       66.91       222.7       109.6          UL-RL  1.9392E+04  -13.10       0.000
1.000       1.000       66.91       0.000       0.000     DI2_165_168_L_0
  68 D   13.58     -2.5438E-03   225.9       67.88       225.9       111.2          UL-RL  1.9392E+04  -13.30       0.000
1.000       1.000       67.88       0.000       0.000     DI2_165_168_L_0
  69 D   13.78     -2.3729E-03   229.2       68.89       229.2       112.7          UL-RL  1.9392E+04  -13.50       0.000
1.000       1.000       68.89       0.000       0.000     DI2_165_168_L_0
  70 D   13.97     -2.2020E-03   232.4       69.85       232.4       114.3          UL-RL  1.9392E+04  -13.70       0.000
1.000       1.000       69.85       0.000       0.000     DI2_165_168_L_0
  71 D   14.87     -2.0312E-03   235.6       74.36       235.6       115.8          UL-RL  1.9392E+04  -13.90       0.000
1.000       1.000       74.36       0.000       0.000     DI2_165_168_L_0
  72 D   15.88     -1.8605E-03   238.9       79.38       238.9       117.4          UL-RL  1.9392E+04  -14.10       0.000
1.000       1.000       79.38       0.000       0.000     DI2_165_168_L_0
  73 D   16.88     -1.6900E-03   242.1       84.41       242.1       118.9          UL-RL  1.9392E+04  -14.30       0.000
1.000       1.000       84.41       0.000       0.000     DI2_165_168_L_0
  74 D   17.89     -1.5195E-03   245.3       89.43       245.3       120.5          UL-RL  1.9392E+04  -14.50       0.000
1.000       1.000       89.43       0.000       0.000     DI2_165_168_L_0
  75 D   18.89     -1.3491E-03   248.6       94.44       248.6       122.0          UL-RL  1.9392E+04  -14.70       0.000
1.000       1.000       94.44       0.000       0.000     DI2_165_168_L_0
  76 D   19.89     -1.1788E-03   251.8       99.46       251.8       123.6          UL-RL  1.9392E+04  -14.90       0.000
1.000       1.000       99.46       0.000       0.000     DI2_165_168_L_0
  77 D   20.89     -1.0085E-03   255.0       104.5       255.0       125.1          UL-RL  1.9392E+04  -15.10       0.000
1.000       1.000       104.5       0.000       0.000     DI2_165_168_L_0
  78 D   21.90     -8.3828E-04   258.3       109.5       258.3       126.7          UL-RL  1.9392E+04  -15.30       0.000
1.000       1.000       109.5       0.000       0.000     DI2_165_168_L_0
  79 D   11.45     -6.6804E-04   261.5       114.5       261.5       128.2          UL-RL  1.9392E+04  -15.50       0.000
1.000       1.000       114.5       0.000       0.000     DI2_165_168_L_0
```

```
+-----------------------------------------------------------------------------------------------------------------------+
|                  PARATIEPLUS(TM)   NLS ENGINE RELEASE  2018.0    FULL VERSION  *Build date:Nov 13, 2017*              |
|                                                                                                                       |
|                         NewProject.BaseDesignSection_28.SLERaraFrequenteQuasiPermanente_1153                          |
|                                 Exe Time : 4 September 2018 18:06:50                                                  |
+-----------------------------------------------------------------------------------------------------------------------+
New Project


S T R E S S   R E S U L T S   F O R   G R O U P   N O.   2

0_R                                                                  :
ELEMENT TYPE    5 NO.OF ELEMENTS. IN THIS GROUP   79
C U R R E N T   T I M E   I S     6.0000

 HARDENING 2D SOIL ELEMENT

 ****** TOTAL STRESS FORMULATION *****

 EL *   FORCE     DISPL-Y  VERTICAL-P  HORIZON.-P     MAX-V-P     MAX-H-P          STATE   STIFFNESS Z-LEVEL      PORE
E FACTOR    UFACTOR       Peq          Su_a        Su_p     LAYER
 ---------------------------------------------------------------------------------------------------------------------------
-----------------------------------------------------------------------------------------------
   1     0.000         --          --          --          --          --          REMOVED     --        0.000       0.000
1.000       1.000       0.000       0.000       0.000     not available
   2     0.000         --          --          --          --          --          REMOVED     --      -0.2000       0.000
1.000       1.000       0.000       0.000       0.000     not available
   3     0.000         --          --          --          --          --          REMOVED     --      -0.4000       0.000
1.000       1.000       0.000       0.000       0.000     not available
   4     0.000         --          --          --          --          --          REMOVED     --      -0.6000       0.000
1.000       1.000       0.000       0.000       0.000     not available
   5     0.000         --          --          --          --          --          REMOVED     --      -0.8000       0.000
1.000       1.000       0.000       0.000       0.000     not available
   6     0.000         --          --          --          --          --          REMOVED     --       -1.000       0.000
1.000       1.000       0.000       0.000       0.000     not available
   7     0.000         --          --          --          --          --          REMOVED     --       -1.200       0.000
1.000       1.000       0.000       0.000       0.000     not available
   8     0.000         --          --          --          --          --          REMOVED     --       -1.400       0.000
1.000       1.000       0.000       0.000       0.000     not available
   9     0.000         --          --          --          --          --          REMOVED     --       -1.600       0.000
1.000       1.000       0.000       0.000       0.000     not available
  10     0.000         --          --          --          --          --          REMOVED     --       -1.800       0.000
1.000       1.000       0.000       0.000       0.000     not available
  11     0.000         --          --          --          --          --          REMOVED     --       -2.000       0.000
1.000       1.000       0.000       0.000       0.000     not available
  12     0.000         --          --          --          --          --          REMOVED     --       -2.200       0.000
1.000       1.000       0.000       0.000       0.000     not available
  13     0.000         --          --          --          --          --          REMOVED     --       -2.400       0.000
1.000       1.000       0.000       0.000       0.000     not available
  14     0.000         --          --          --          --          --          REMOVED     --       -2.600       0.000
1.000       1.000       0.000       0.000       0.000     not available
  15     0.000         --          --          --          --          --          REMOVED     --       -2.800       0.000
1.000       1.000       0.000       0.000       0.000     not available
  16     0.000         --          --          --          --          --          REMOVED     --       -3.000       0.000
1.000       1.000       0.000       0.000       0.000     not available
  17     0.000         --          --          --          --          --          REMOVED     --       -3.200       0.000
1.000       1.000       0.000       0.000       0.000     not available
  18     0.000         --          --          --          --          --          REMOVED     --       -3.400       0.000
1.000       1.000       0.000       0.000       0.000     not available
  19     0.000         --          --          --          --          --          REMOVED     --       -3.600       0.000
1.000       1.000       0.000       0.000       0.000     not available
  20     0.000         --          --          --          --          --          REMOVED     --       -3.800       0.000
1.000       1.000       0.000       0.000       0.000     not available
  21     0.000         --          --          --          --          --          REMOVED     --       -4.000       0.000
1.000       1.000       0.000       0.000       0.000     not available
  22     0.000         --          --          --          --          --          REMOVED     --       -4.200       0.000
1.000       1.000       0.000       0.000       0.000     not available
  23     0.000         --          --          --          --          --          REMOVED     --       -4.400       0.000
1.000       1.000       0.000       0.000       0.000     not available
  24     0.000         --          --          --          --          --          REMOVED     --       -4.600       0.000
1.000       1.000       0.000       0.000       0.000     not available
```

25	0.000	--	--	--	--	--	REMOVED	--	-4.800	0.000		
1.000	1.000	0.000	0.000	0.000	not available							
26	0.000	--	--	--	--	--	REMOVED	--	-5.000	0.000		
1.000	1.000	0.000	0.000	0.000	not available							
27	0.000	--	--	--	--	--	REMOVED	--	-5.200	0.000		
1.000	1.000	0.000	0.000	0.000	not available							
28	0.000	--	--	--	--	--	REMOVED	--	-5.400	0.000		
1.000	1.000	0.000	0.000	0.000	not available							
29	0.000	--	--	--	--	--	REMOVED	--	-5.600	0.000		
1.000	1.000	0.000	0.000	0.000	not available							
30	0.000	--	--	--	--	--	REMOVED	--	-5.800	0.000		
1.000	1.000	0.000	0.000	0.000	not available							
31	0.000	--	--	--	--	--	REMOVED	--	-6.000	0.000		
1.000	1.000	0.000	0.000	0.000	not available							
32	0.000	--	--	--	--	--	REMOVED	--	-6.200	0.000		
1.000	1.000	0.000	0.000	0.000	not available							
33	0.000	--	--	--	--	--	REMOVED	--	-6.400	0.000		
1.000	1.000	0.000	0.000	0.000	not available							
34	0.000	--	--	--	--	--	REMOVED	--	-6.600	0.000		
1.000	1.000	0.000	0.000	0.000	not available							
35	0.000	--	--	--	--	--	REMOVED	--	-6.800	0.000		
1.000	1.000	0.000	0.000	0.000	not available							
36	0.000	--	--	--	--	--	REMOVED	--	-7.000	0.000		
1.000	1.000	0.000	0.000	0.000	not available							
37	0.000	--	--	--	--	--	REMOVED	--	-7.200	0.000		
1.000	1.000	0.000	0.000	0.000	not available							
38	0.000	--	--	--	--	--	REMOVED	--	-7.400	0.000		
1.000	1.000	0.000	0.000	0.000	not available							
39	0.000	--	--	--	--	--	REMOVED	--	-7.600	0.000		
1.000	1.000	0.000	0.000	0.000	not available							
40	0.000	--	--	--	--	--	REMOVED	--	-7.800	0.000		
1.000	1.000	0.000	0.000	0.000	not available							
41	0.000	--	--	--	--	--	REMOVED	--	-8.000	0.000		
1.000	1.000	0.000	0.000	0.000	not available							
42	0.000	--	--	--	--	--	REMOVED	--	-8.200	0.000		
1.000	1.000	0.000	0.000	0.000	not available							
43	0.000	--	--	--	--	--	REMOVED	--	-8.400	0.000		
1.000	1.000	0.000	0.000	0.000	not available							
44	0.000	--	--	--	--	--	REMOVED	--	-8.600	0.000		
1.000	1.000	0.000	0.000	0.000	not available							
45	0.000	--	--	--	--	--	REMOVED	--	-8.800	0.000		
1.000	1.000	0.000	0.000	0.000	not available							
46	0.000	--	--	--	--	--	REMOVED	--	-9.000	0.000		
1.000	1.000	0.000	0.000	0.000	not available							
47	0.000	--	--	--	--	--	REMOVED	--	-9.200	0.000		
1.000	1.000	0.000	0.000	0.000	not available							
48 D	0.000	5.6688E-03	0.000	0.000	0.000	0.000	UL-RL	1.4292E+04	-9.300	0.000		
1.000	1.000	0.000	0.000	0.000	DI2_165_168_L_0							
49 D	8.5876E-02	5.5468E-03	3.200	0.4294	3.200	1.600	UL-RL	1.4292E+04	-9.500	0.000		
1.000	1.000	0.4294	0.000	0.000	DI2_165_168_L_0							
50 D	0.3977	5.4187E-03	6.400	1.989	6.400	3.200	UL-RL	1.4292E+04	-9.700	0.000		
1.000	1.000	1.989	0.000	0.000	DI2_165_168_L_0							
51 D	4.617	5.2849E-03	9.600	23.09	158.4	85.30	UL-RL	1.4292E+04	-9.900	0.000		
1.000	1.000	23.09	0.000	0.000	DI2_165_168_L_0							
52 D	7.367	5.1458E-03	12.80	36.84	161.6	86.74	UL-RL	1.4292E+04	-10.10	0.000		
1.000	1.000	36.84	0.000	0.000	DI2_165_168_L_0							
53 D	10.40	5.0020E-03	16.00	52.02	164.8	88.17	UL-RL	1.4292E+04	-10.30	0.000		
1.000	1.000	52.02	0.000	0.000	DI2_165_168_L_0							
54 D	13.54	4.8538E-03	19.20	67.68	168.0	89.62	UL-RL	1.4292E+04	-10.50	0.000		
1.000	1.000	67.68	0.000	0.000	DI2_165_168_L_0							
55 D	16.72	4.7018E-03	22.40	83.59	171.2	91.15	UL-RL	1.4292E+04	-10.70	0.000		
1.000	1.000	83.59	0.000	0.000	DI2_165_168_L_0							
56 D	19.59	4.5464E-03	25.60	97.93	174.4	99.36	UL-RL	1.4292E+04	-10.90	0.000		
1.000	1.000	97.93	0.000	0.000	DI2_165_168_L_0							
57 D	21.10	4.3879E-03	28.80	105.5	177.6	107.0	UL-RL	1.4292E+04	-11.10	0.000		
1.000	1.000	105.5	0.000	0.000	DI2_165_168_L_0							
58 D	21.20	4.2269E-03	32.00	106.0	180.8	107.5	UL-RL	1.4292E+04	-11.30	0.000		
1.000	1.000	106.0	0.000	0.000	DI2_165_168_L_0							
59 D	21.27	4.0637E-03	35.20	106.4	184.0	107.9	UL-RL	1.4292E+04	-11.50	0.000		
1.000	1.000	106.4	0.000	0.000	DI2_165_168_L_0							
60 D	21.34	3.8987E-03	38.40	106.7	187.2	108.2	UL-RL	1.4292E+04	-11.70	0.000		
1.000	1.000	106.7	0.000	0.000	DI2_165_168_L_0							
61 D	21.39	3.7322E-03	41.60	107.0	190.4	108.5	UL-RL	1.4292E+04	-11.90	0.000		
1.000	1.000	107.0	0.000	0.000	DI2_165_168_L_0							

62 D	21.43	3.5644E-03	44.80	107.2	193.6	108.8	UL-RL	1.4292E+04	-12.10	0.000	
1.000	1.000	107.2	0.000	0.000	DI2_165_168_L_0						
63 D	21.47	3.3956E-03	48.00	107.3	196.8	109.0	UL-RL	1.4292E+04	-12.30	0.000	
1.000	1.000	107.3	0.000	0.000	DI2_165_168_L_0						
64 D	21.50	3.2260E-03	51.20	107.5	200.0	109.1	UL-RL	1.4292E+04	-12.50	0.000	
1.000	1.000	107.5	0.000	0.000	DI2_165_168_L_0						
65 D	21.37	3.0559E-03	54.40	106.9	203.2	108.5	UL-RL	1.4292E+04	-12.70	0.000	
1.000	1.000	106.9	0.000	0.000	DI2_165_168_L_0						
66 D	21.20	2.8854E-03	57.60	106.0	206.4	108.1	UL-RL	1.4292E+04	-12.90	0.000	
1.000	1.000	106.0	0.000	0.000	DI2_165_168_L_0						
67 D	21.02	2.7147E-03	60.80	105.1	209.6	109.6	UL-RL	1.4292E+04	-13.10	0.000	
1.000	1.000	105.1	0.000	0.000	DI2_165_168_L_0						
68 D	20.84	2.5438E-03	64.00	104.2	212.8	111.2	UL-RL	1.4292E+04	-13.30	0.000	
1.000	1.000	104.2	0.000	0.000	DI2_165_168_L_0						
69 D	20.66	2.3729E-03	67.20	103.3	216.0	112.7	UL-RL	1.4292E+04	-13.50	0.000	
1.000	1.000	103.3	0.000	0.000	DI2_165_168_L_0						
70 D	20.47	2.2020E-03	70.40	102.4	219.2	114.3	UL-RL	1.4292E+04	-13.70	0.000	
1.000	1.000	102.4	0.000	0.000	DI2_165_168_L_0						
71 D	20.28	2.0312E-03	73.60	101.4	222.4	115.8	UL-RL	1.4292E+04	-13.90	0.000	
1.000	1.000	101.4	0.000	0.000	DI2_165_168_L_0						
72 D	20.10	1.8605E-03	76.80	100.5	225.6	117.4	UL-RL	1.4292E+04	-14.10	0.000	
1.000	1.000	100.5	0.000	0.000	DI2_165_168_L_0						
73 D	19.90	1.6900E-03	80.00	99.52	228.8	118.9	UL-RL	1.4292E+04	-14.30	0.000	
1.000	1.000	99.52	0.000	0.000	DI2_165_168_L_0						
74 D	19.71	1.5195E-03	83.20	98.55	232.0	120.5	UL-RL	1.4292E+04	-14.50	0.000	
1.000	1.000	98.55	0.000	0.000	DI2_165_168_L_0						
75 D	19.52	1.3491E-03	86.40	97.58	235.2	122.0	UL-RL	1.4292E+04	-14.70	0.000	
1.000	1.000	97.58	0.000	0.000	DI2_165_168_L_0						
76 D	19.32	1.1788E-03	89.60	96.60	238.4	123.6	UL-RL	1.4292E+04	-14.90	0.000	
1.000	1.000	96.60	0.000	0.000	DI2_165_168_L_0						
77 D	19.12	1.0085E-03	92.80	95.61	241.6	125.1	UL-RL	1.4292E+04	-15.10	0.000	
1.000	1.000	95.61	0.000	0.000	DI2_165_168_L_0						
78 D	18.92	8.3828E-04	96.00	94.62	244.8	126.7	UL-RL	1.4292E+04	-15.30	0.000	
1.000	1.000	94.62	0.000	0.000	DI2_165_168_L_0						
79 D	9.361	6.6804E-04	99.20	93.61	248.0	128.2	UL-RL	1.4292E+04	-15.50	0.000	
1.000	1.000	93.61	0.000	0.000	DI2_165_168_L_0						

```
+-------------------------------------------------------------------------------------------------------------------------+
|                   PARATIEPLUS(TM)   NLS ENGINE RELEASE  2018.0    FULL VERSION  *Build date:Nov 13, 2017*               |
|                                                                                                                         |
|                          NewProject.BaseDesignSection_28.SLERaraFrequenteQuasiPermanente_1153                           |
|                                   Exe Time : 4 September 2018 18:06:50                                                  |
+-------------------------------------------------------------------------------------------------------------------------+
New Project


S T R E S S   R E S U L T S   F O R   G R O U P   N O.   3

WallElement_33                                                :
ELEMENT TYPE    2 NO.OF ELEMENTS. IN THIS GROUP   78
C U R R E N T   T I M E   I S     6.0000

 WALL2D ELEMENT

   EL      TA          TB          MA          MB
-------------------------------------------------------
    1 -125.20      125.20    -9.41385E-11 -25.040
    2 -124.99      124.99      25.040     -50.038
    3 -124.54      124.54      50.038     -74.947
    4 -123.88      123.88      74.947     -99.723
    5 -122.59      122.59      99.723     -124.24
    6 -121.41      121.41      124.24     -148.52
    7 -119.96      119.96      148.52     -172.52
    8 -118.25      118.25      172.52     -196.17
    9 -116.27      116.27      196.17     -219.42
   10 -113.99      113.99      219.42     -242.22
   11 -111.46      111.46      242.22     -264.51
   12 -108.70      108.70      264.51     -286.25
   13 -105.66      105.66      286.25     -307.38
   14 -102.40      102.40      307.38     -327.86
   15 -98.902      98.902      327.86     -347.64
   16 -95.148      95.148      347.64     -366.67
   17 -91.170      91.170      366.67     -384.91
   18 -86.959      86.959      384.91     -402.30
   19 -82.522      82.522      402.30     -418.80
   20 -77.862      77.862      418.80     -434.38
   21 -72.978      72.978      434.38     -448.97
   22 -67.847      67.847      448.97     -462.54
   23 -62.494      62.494      462.54     -475.04
   24 -56.920      56.920      475.04     -486.42
   25 -51.103      51.103      486.42     -496.64
   26 -45.941      45.941      496.64     -505.83
   27 -40.576      40.576      505.83     -513.95
   28 -34.993      34.993      513.95     -520.95
   29 -29.207      29.207      520.95     -526.79
   30 -23.219      23.219      526.79     -531.43
   31 -17.014      17.014      531.43     -534.83
   32 -10.608      10.608      534.83     -536.96
   33 -3.9992      3.9992      536.96     -537.76
   34  2.8244     -2.8244      537.76     -537.19
   35  9.8498     -9.8498      537.19     -535.22
   36  17.077     -17.077      535.22     -531.81
   37  24.518     -24.518      531.81     -526.90
   38  32.161     -32.161      526.90     -520.47
   39  40.005     -40.005      520.47     -512.47
   40  48.063     -48.063      512.47     -502.86
   41  56.322     -56.322      502.86     -491.59
   42  64.782     -64.782      491.59     -478.64
   43  73.455     -73.455      478.64     -463.94
   44  82.328     -82.328      463.94     -447.48
   45  91.403     -91.403      447.48     -429.20
   46  100.69     -100.69      429.20     -409.06
   47  107.80     -107.80      409.06     -398.28
   48  115.00     -115.00      398.28     -375.28
   49  124.70     -124.70      375.28     -350.34
   50  134.30     -134.30      350.34     -323.48
   51  139.88     -139.88      323.48     -295.50
   52  142.91     -142.91      295.50     -266.92
```

53	143.11	−143.11	266.92	−238.30
54	140.38	−140.38	238.30	−210.23
55	134.66	−134.66	210.23	−183.29
56	126.28	−126.28	183.29	−158.04
57	116.58	−116.58	158.04	−134.72
58	106.99	−106.99	134.72	−113.32
59	97.516	−97.516	113.32	−93.819
60	88.182	−88.182	93.819	−76.183
61	78.991	−78.991	76.183	−60.385
62	69.953	−69.953	60.385	−46.394
63	61.082	−61.082	46.394	−34.178
64	52.378	−52.378	34.178	−23.702
65	43.991	−43.991	23.702	−14.904
66	35.982	−35.982	14.904	−7.7077
67	28.344	−28.344	7.7077	−2.0389
68	21.080	−21.080	2.0389	2.1771
69	14.199	−14.199	−2.1771	5.0168
70	7.6977	−7.6977	−5.0168	6.5564
71	2.2847	−2.2847	−6.5564	7.0133
72	−1.9334	1.9334	−7.0133	6.6266
73	−4.9556	4.9556	−6.6266	5.6355
74	−6.7809	6.7809	−5.6355	4.2793
75	−7.4081	7.4081	−4.2793	2.7978
76	−6.8361	6.8361	−2.7978	1.4306
77	−5.0636	5.0636	−1.4306	0.41784
78	−2.0891	2.0891	−0.41784	−2.51291E−11

```
+-------------------------------------------------------------------------------------------------------------------------+
|                   PARATIEPLUS(TM)   NLS ENGINE RELEASE  2018.0    FULL VERSION  *Build date:Nov 13, 2017*              |
|                                                                                                                         |
|                          NewProject.BaseDesignSection_28.SLERaraFrequenteQuasiPermanente_1153                           |
|                                   Exe Time : 4 September 2018 18:06:50                                                  |
+-------------------------------------------------------------------------------------------------------------------------+
New Project


S T R E S S   R E S U L T S   F O R   G R O U P   N O.   4

WallElement_New_76649                                          :
ELEMENT TYPE    2 NO.OF ELEMENTS. IN THIS GROUP   47
C U R R E N T   T I M E   I S     6.0000

 WALL2D ELEMENT

   EL      TA          TB          MA          MB
-------------------------------------------------------
    1  0.0000      0.0000      0.0000      0.0000
    2  0.0000      0.0000      0.0000      0.0000
    3  0.0000      0.0000      0.0000      0.0000
    4  0.0000      0.0000      0.0000      0.0000
    5  0.0000      0.0000      0.0000      0.0000
    6  0.0000      0.0000      0.0000      0.0000
    7  0.0000      0.0000      0.0000      0.0000
    8  0.0000      0.0000      0.0000      0.0000
    9  0.0000      0.0000      0.0000      0.0000
   10  0.0000      0.0000      0.0000      0.0000
   11  0.0000      0.0000      0.0000      0.0000
   12  0.0000      0.0000      0.0000      0.0000
   13  0.0000      0.0000      0.0000      0.0000
   14  0.0000      0.0000      0.0000      0.0000
   15  0.0000      0.0000      0.0000      0.0000
   16  0.0000      0.0000      0.0000      0.0000
   17  0.0000      0.0000      0.0000      0.0000
   18  0.0000      0.0000      0.0000      0.0000
   19  0.0000      0.0000      0.0000      0.0000
   20  0.0000      0.0000      0.0000      0.0000
   21  0.0000      0.0000      0.0000      0.0000
   22  0.0000      0.0000      0.0000      0.0000
   23  0.0000      0.0000      0.0000      0.0000
   24  0.0000      0.0000      0.0000      0.0000
   25  0.0000      0.0000      0.0000      0.0000
   26  0.0000      0.0000      0.0000      0.0000
   27  0.0000      0.0000      0.0000      0.0000
   28  0.0000      0.0000      0.0000      0.0000
   29  0.0000      0.0000      0.0000      0.0000
   30  0.0000      0.0000      0.0000      0.0000
   31  0.0000      0.0000      0.0000      0.0000
   32  0.0000      0.0000      0.0000      0.0000
   33  0.0000      0.0000      0.0000      0.0000
   34  0.0000      0.0000      0.0000      0.0000
   35  0.0000      0.0000      0.0000      0.0000
   36  0.0000      0.0000      0.0000      0.0000
   37  0.0000      0.0000      0.0000      0.0000
   38  0.0000      0.0000      0.0000      0.0000
   39  0.0000      0.0000      0.0000      0.0000
   40  0.0000      0.0000      0.0000      0.0000
   41  0.0000      0.0000      0.0000      0.0000
   42  0.0000      0.0000      0.0000      0.0000
   43  0.0000      0.0000      0.0000      0.0000
   44  0.0000      0.0000      0.0000      0.0000
   45  0.0000      0.0000      0.0000      0.0000
   46  0.0000      0.0000      0.0000      0.0000
   47  0.0000      0.0000      0.0000      0.0000
```

```
+-----------------------------------------------------------------------------------------------------------------------+
|                  PARATIEPLUS(TM)   NLS ENGINE RELEASE  2018.0    FULL VERSION  *Build date:Nov 13, 2017*              |
|                                                                                                                       |
|                         NewProject.BaseDesignSection_28.SLERaraFrequenteQuasiPermanente_1153                          |
|                                 Exe Time : 4 September 2018 18:06:50                                                  |
+-----------------------------------------------------------------------------------------------------------------------+
New Project


S T R E S S   R E S U L T S   F O R   G R O U P   N O.   5

Tieback_175                                                  :
ELEMENT TYPE    6 NO.OF ELEMENTS. IN THIS GROUP    1
C U R R E N T   T I M E   I S     6.0000

 POST-TENSION 2D-BOUNDARY ELEMENT

         EL    FORCE          d0          EDISPL     pl. eps          K     -ve limit   +ve limit
-------------------------------------------------------------------------------------------------------
ANCHOR    1   144.57     -1.60846E-03  2.55354E-03   0.0000       1458.7       0.0000       0.0000     ELASTIC  ORIGINAL
YOUNG MODULUS
```

```
+-------------------------------------------------------------------------------------------------------------------------+
|                   PARATIEPLUS(TM)   NLS ENGINE RELEASE  2018.0    FULL VERSION  *Build date:Nov 13, 2017*               |
|                                                                                                                         |
|                          NewProject.BaseDesignSection_28.SLERaraFrequenteQuasiPermanente_1153                           |
|                                   Exe Time : 4 September 2018 18:06:50                                                  |
+-------------------------------------------------------------------------------------------------------------------------+


     F I N A L    I N C R E M E N T A L    A N A L Y S I S

                    S U M M A R Y

     STEP                                  NO. OF ITERATIONS

        1           CONVERGENCE :YES                      0
        2           CONVERGENCE :YES                      3
        3           CONVERGENCE :YES                      5
        4           CONVERGENCE :YES                      6
        5           CONVERGENCE :YES                      2
        6           CONVERGENCE :YES                      0


 END OF PROCESS FOR PROBLEM
New Project
NONLINEAR SOLUTION CPU TIME ....    0.13 [sec]
DATABASE  CREATION CPU TIME.....    0.51 [sec]
```

Design Assumption : A1+M1+R1 - File di Paratie - File di input (.d)

```
* PARATIE ANALYSIS FOR DESIGN SECTION:Base Design Section USING ASSUMPTION: A1+M1+R1
 * Time:martedì 4 settembre 2018 18:06:51
 * 1: Defining general settings
 UNIT  m kN
 TITLE New Project
 DELTA 0.2
 option param itemax 40
 option control hinges 0 0.0001 0.001

 * 2: Defining wall(s)
 WALL LeftWall_32 0 -15.5 0 1

 * 3: Defining surfaces for wall(s)
 SOIL 0_L LeftWall_32 -15.5 0 1 0
 SOIL 0_R LeftWall_32 -15.5 0 2 180

 * 4: Defining soil layers
 *
 * Soil Profile (Rilevato_2_8_L_0)
 *
 LDATA Rilevato_2_8_L_0 3 LeftWall_32
 ATREST 0.5 0.5 1
 WEIGHT 19 10 10
 PERMEABILITY 0.0001
 RESISTANCE 0 38 0 0 0
 YOUNG 1.5E+04 4.5E+04
 ENDL
 *
 * Soil Profile (DI1_164_167_L_0)
 *
 LDATA DI1_164_167_L_0 0 LeftWall_32
 ATREST 0.5 0.5 1
 WEIGHT 16 6 10
 PERMEABILITY 1E-05
 RESISTANCE 0 30 0 0 0
 YOUNG 3E+04 4.8E+04
 ENDL
 *
 * Soil Profile (DI2_165_168_L_0)
 *
 LDATA DI2_165_168_L_0 -5 LeftWall_32
 ATREST 0.5 0.5 1
 WEIGHT 16 6 10
 PERMEABILITY 1E-05
 RESISTANCE 1 33 0 0 0
 YOUNG 6.8E+04 1.088E+05
 ENDL

 * 5: Defining structural materials
 * Steel material: 108 Name=Fe360 E=206000200 kPa
 MATERIAL Fe360_108 2.06E+08
 * Concrete material: 104 Name=C25/30 E=31475800 kPa
 MATERIAL C2530_104 3.148E+07
 * Rebar material: 124 Name=acciaio armonico E=200100000 kPa
 MATERIAL acciaioarmonico_124 2.001E+08
 * Concrete material: 103 Name=C20/25 E=29962000 kPa
 MATERIAL C2025_103 2.996E+07

 * 6: Defining structural elements
 * 6.1: Beams and combined Wall Elements
 BEAM WallElement_33 LeftWall_32 -15.5 0 C2530_104 0.9794 00 00 0
 BEAM WallElement_New_76649 LeftWall_32 -9.3 0 C2025_103 0.2 00 00 0 slave


 * 6.2: Supports
 WIRE Tieback_175 LeftWall_32 0 acciaioarmonico_124 7.29E-06 138.5 30 0 0
```

```
* 6.3: Strips
STRIP LeftWall_32 1 6 1 15 0 23.08 45
STRIP LeftWall_32 1 6 22 17 2.7 23.08 45

* 7: Defining Steps
STEP Stage1_31
CHANGE Rilevato_2_8_L_0 U-FRICT=38 LeftWall_32
CHANGE Rilevato_2_8_L_0 D-FRICT=38 LeftWall_32
CHANGE Rilevato_2_8_L_0 U-KA=0.238 LeftWall_32
CHANGE Rilevato_2_8_L_0 U-KP=7.232 LeftWall_32
CHANGE Rilevato_2_8_L_0 D-KA=0.238 LeftWall_32
CHANGE Rilevato_2_8_L_0 D-KP=7.232 LeftWall_32
CHANGE DI1_164_167_L_0 U-FRICT=30 LeftWall_32
CHANGE DI1_164_167_L_0 D-FRICT=30 LeftWall_32
CHANGE DI1_164_167_L_0 U-KA=0.333 LeftWall_32
CHANGE DI1_164_167_L_0 U-KP=4.288 LeftWall_32
CHANGE DI1_164_167_L_0 D-KA=0.333 LeftWall_32
CHANGE DI1_164_167_L_0 D-KP=4.288 LeftWall_32
CHANGE DI2_165_168_L_0 U-FRICT=33 LeftWall_32
CHANGE DI2_165_168_L_0 D-FRICT=33 LeftWall_32
CHANGE DI2_165_168_L_0 U-KA=0.295 LeftWall_32
CHANGE DI2_165_168_L_0 U-KP=5.849 LeftWall_32
CHANGE DI2_165_168_L_0 D-KA=0.295 LeftWall_32
CHANGE DI2_165_168_L_0 D-KP=5.16 LeftWall_32
CHANGE Rilevato_2_8_L_0 U-COHE=0 LeftWall_32
CHANGE Rilevato_2_8_L_0 U-ADHES=0 LeftWall_32
CHANGE Rilevato_2_8_L_0 D-COHE=0 LeftWall_32
CHANGE Rilevato_2_8_L_0 D-ADHES=0 LeftWall_32
CHANGE DI1_164_167_L_0 U-COHE=0 LeftWall_32
CHANGE DI1_164_167_L_0 U-ADHES=0 LeftWall_32
CHANGE DI1_164_167_L_0 D-COHE=0 LeftWall_32
CHANGE DI1_164_167_L_0 D-ADHES=0 LeftWall_32
CHANGE DI2_165_168_L_0 U-COHE=1 LeftWall_32
CHANGE DI2_165_168_L_0 U-ADHES=0 LeftWall_32
CHANGE DI2_165_168_L_0 D-COHE=1 LeftWall_32
CHANGE DI2_165_168_L_0 D-ADHES=0 LeftWall_32
SETWALL LeftWall_32
GEOM 0 0
WATER -18 0 -15.5 0 0
ADD WallElement_33
ENDSTEP

STEP Stage2_183
SETWALL LeftWall_32
GEOM 0 -1
WATER -18 0 -15.5 0 0
ENDSTEP

STEP Stage3_283
SETWALL LeftWall_32
GEOM 0 -1
WATER -18 0 -15.5 0 0
ADD Tieback_175
ENDSTEP

STEP Stage4_383
SETWALL LeftWall_32
GEOM 0 -9.8
WATER -18 0 -15.5 0 0
ENDSTEP

STEP Stage5_744
SETWALL LeftWall_32
GEOM 0 -9.3
WATER -18 0 -15.5 0 0
ENDSTEP

STEP Stage6_2841
SETWALL LeftWall_32
GEOM 0 -9.3
```

```
WATER -18 0 -15.5 0 0
ADD WallElement_New_76649
ENDSTEP
```

Design Assumption : A1+M1+R1 - File di Paratie - File di output (.out)

```
+-------------------------------------------------------------------------------------------------------------------------+
|                   PARATIEPLUS(TM)   NLS ENGINE RELEASE  2018.0    FULL VERSION  *Build date:Nov 13, 2017*               |
|                                                                                                                         |
|                                    NewProject.BaseDesignSection_28.A1M1R1_1183                                          |
|                                  Exe Time : 4 September 2018 18:06:51                                                   |
+-------------------------------------------------------------------------------------------------------------------------+

                  ************************************************************
                  *                                                          *
                  *  PARATIE PLUS Non-Linear Spring Engine                   *
                  *                                                          *
                  *          AN ELASTOPLASTIC FINITE ELEMENT PROGRAM         *
                  *          FOR FLEXIBLE EARTH-RETAINING STRUCTURES         *
                  *                                                          *
                  *          Written by Ce.A.S. s.r.l. (ITALY)               *
                  *          with the scientific supervision of              *
                  *          Roberto Nova - full professor SOIL MECHANICS    *
                  *          at Politecnico di Milano (ITALY)                *
                  *                                                          *
                  ************************************************************
                  *                                                          *
                  *  RELEASE   2018.0     *Build date:Nov 13, 2017*    *     *
                  *                                                          *
                  *                                                          *
                  *  Ce.A.S.     S.R.L   CENTRO DI ANALISI STRUTTURALE       *
                  *              VIALE   GIUSTINIANO 10                      *
                  *              20129   M I L A N O  (ITALIA)               *
                  *  TEL.        +39 02 2020221                              *
                  *                                                          *
                  *  email       bruno.becci@ceas.it                         *
                  *  Web Page    www.ceas.it     www.paratieplus.com         *
                  ************************************************************



 JOB : NewProject.BaseDesignSection_28.A1M1R1_1183
 STARTING
ACCEPTED   <FILE,GENW                                                        >
ACCEPTED   <FILE,PLOTTER,BINARY                                              >
ACCEPTED   <SOLVE TOTAL_STRESS                                               >
ACCEPTED   <PARAM ITEMAX 40                                                  >
ACCEPTED   <CONTROL HINGES 0 0.0001 0.001                                    >


                  ************************************************************
                  *                                                          *
                  *  WARNING : PORE PRESSURES ARE AUTOMATICALLY COMPUTED     *
                  *    BY THE PROGRAM.                                       *
                  ************************************************************

PRELIMINARY OPERATIONS CPU TIME     0.01 [sec]
```

```
+-------------------------------------------------------------------------------------------------------------------------+
|                   PARATIEPLUS(TM)   NLS ENGINE RELEASE  2018.0    FULL VERSION  *Build date:Nov 13, 2017*              |
|                                                                                                                         |
|                                     NewProject.BaseDesignSection_28.A1M1R1_1183                                         |
|                                  Exe Time : 4 September 2018 18:06:51                                                   |
+-------------------------------------------------------------------------------------------------------------------------+


INPUT FILE HAS BEEN GENERATED BY WALGEN PROGRAM


New Project


NO. OF NODAL POINTS (NUMNP) ...................   79
NO. OF COORDINATES  (NCOORD)...................    2
NO. OF NODE DOFS    (NDOF).....................    5
NO. OF EQUATIONS    (NEQ)......................  395
NO. OF CONSTRAINTS CARDS (NVINC)...............    0
NO. OF ELEMENT GROUPS (NEG)....................    5
NO. OF SOLUTION STEPS (NSTE)...................    6
NO. OF ELEMENT SETS ATTACHED TO SLAVE NODES ...    1 ** SLAVE DOFS HAVE BEEN ACTIVATED **
NO. OF RECORD FROM WALGEN .....................  101
NO. OF LONG NAMES (LASTNAME) ..................   25
LENGTH UNIT CHOICE ............................    3 (M   )
FORCE  UNIT CHOICE ............................    3 (KN  )
MAX PORE PRESSURE TABLE LENGTH.................    1
NO. OF ELEMENT GROUPS REQUIRING ADD. SLIP DOF .    0


IDOFA (01) =  2  Y-DISPL.F
IDOFA (02) =  4   X-ROT. F
IDOFA (03) =  8  Y-DISPL.S
IDOFA (04) = 10   X-ROT. S
IDOFA (05) = 14  Y-FORCE

 RELEVANT ITEMS UNITS

 STRESSES                  kPa
 Y-DISPLACEMENTS           m
 ROTATIONS                 RADIANS
 BEAM AND SLAB MOMENTS     kN*m/m
 BEAM SHEAR FORCES         kN/m
 ANCHOR FORCES             kN/m
 AXIAL FORCES IN TRUSSES   kN/m
 AXIAL FORCES SPRINGS      kN/m
 Y-REACTIONS               kN/m
 X-MOMENT REACTIONS        kN*m/m
 ETC.
```

```
+-----------------------------------------------------------------------------------------------------------------------+
|                  PARATIEPLUS(TM)   NLS ENGINE RELEASE  2018.0    FULL VERSION  *Build date:Nov 13, 2017*              |
|                                                                                                                       |
|                                    NewProject.BaseDesignSection_28.A1M1R1_1183                                        |
|                                 Exe Time : 4 September 2018 18:06:51                                                  |
+-----------------------------------------------------------------------------------------------------------------------+
                  P R E P R O C E S S O R    D A T A

                  N O.  O F   C O M M A N D S   101

   1 : UNIT  m kN
   2 : TITLE New Project
   3 : DELTA 0.2
   4 : option param itemax 40
   5 : option control hinges 0 0.0001 0.001
   6 : WALL LeftWall_32 0 -15.5 0 1
   7 : SOIL 0_L LeftWall_32 -15.5 0 1 0
   8 : SOIL 0_R LeftWall_32 -15.5 0 2 180
   9 : LDATA Rilevato_2_8_L_0 3 LeftWall_32
  10 : ATREST 0.5 0.5 1
  11 : WEIGHT 19 10 10
  12 : PERMEABILITY 0.0001
  13 : RESISTANCE 0 38 0 0 0
  14 : YOUNG 1.5E+04 4.5E+04
  15 : ENDL
  16 : LDATA DI1_164_167_L_0 0 LeftWall_32
  17 : ATREST 0.5 0.5 1
  18 : WEIGHT 16 6 10
  19 : PERMEABILITY 1E-05
  20 : RESISTANCE 0 30 0 0 0
  21 : YOUNG 3E+04 4.8E+04
  22 : ENDL
  23 : LDATA DI2_165_168_L_0 -5 LeftWall_32
  24 : ATREST 0.5 0.5 1
  25 : WEIGHT 16 6 10
  26 : PERMEABILITY 1E-05
  27 : RESISTANCE 1 33 0 0 0
  28 : YOUNG 6.8E+04 1.088E+05
  29 : ENDL
  30 : MATERIAL Fe360_108 2.06E+08
  31 : MATERIAL C2530_104 3.148E+07
  32 : MATERIAL acciaioarmonico_124 2.001E+08
  33 : MATERIAL C2025_103 2.996E+07
  34 : BEAM WallElement_33 LeftWall_32 -15.5 0 C2530_104 0.9794 00 00 0
  35 : BEAM WallElement_New_76649 LeftWall_32 -9.3 0 C2025_103 0.2 00 00 0 slave
  36 : WIRE Tieback_175 LeftWall_32 0 acciaioarmonico_124 7.29E-06 138.5 30 0 0
  37 : STRIP LeftWall_32 1 6 1 15 0 23.08 45
  38 : STRIP LeftWall_32 1 6 22 17 2.7 23.08 45
  39 : STEP Stage1_31
  40 : CHANGE Rilevato_2_8_L_0 U-FRICT=38 LeftWall_32
  41 : CHANGE Rilevato_2_8_L_0 D-FRICT=38 LeftWall_32
  42 : CHANGE Rilevato_2_8_L_0 U-KA=0.238 LeftWall_32
  43 : CHANGE Rilevato_2_8_L_0 U-KP=7.232 LeftWall_32
  44 : CHANGE Rilevato_2_8_L_0 D-KA=0.238 LeftWall_32
  45 : CHANGE Rilevato_2_8_L_0 D-KP=7.232 LeftWall_32
  46 : CHANGE DI1_164_167_L_0 U-FRICT=30 LeftWall_32
  47 : CHANGE DI1_164_167_L_0 D-FRICT=30 LeftWall_32
  48 : CHANGE DI1_164_167_L_0 U-KA=0.333 LeftWall_32
  49 : CHANGE DI1_164_167_L_0 U-KP=4.288 LeftWall_32
  50 : CHANGE DI1_164_167_L_0 D-KA=0.333 LeftWall_32
  51 : CHANGE DI1_164_167_L_0 D-KP=4.288 LeftWall_32
  52 : CHANGE DI2_165_168_L_0 U-FRICT=33 LeftWall_32
  53 : CHANGE DI2_165_168_L_0 D-FRICT=33 LeftWall_32
  54 : CHANGE DI2_165_168_L_0 U-KA=0.295 LeftWall_32
  55 : CHANGE DI2_165_168_L_0 U-KP=5.849 LeftWall_32
  56 : CHANGE DI2_165_168_L_0 D-KA=0.295 LeftWall_32
  57 : CHANGE DI2_165_168_L_0 D-KP=5.16 LeftWall_32
  58 : CHANGE Rilevato_2_8_L_0 U-COHE=0 LeftWall_32
  59 : CHANGE Rilevato_2_8_L_0 U-ADHES=0 LeftWall_32
  60 : CHANGE Rilevato_2_8_L_0 D-COHE=0 LeftWall_32
  61 : CHANGE Rilevato_2_8_L_0 D-ADHES=0 LeftWall_32
```

```
 62 : CHANGE DI1_164_167_L_0 U-COHE=0 LeftWall_32
 63 : CHANGE DI1_164_167_L_0 U-ADHES=0 LeftWall_32
 64 : CHANGE DI1_164_167_L_0 D-COHE=0 LeftWall_32
 65 : CHANGE DI1_164_167_L_0 D-ADHES=0 LeftWall_32
 66 : CHANGE DI2_165_168_L_0 U-COHE=1 LeftWall_32
 67 : CHANGE DI2_165_168_L_0 U-ADHES=0 LeftWall_32
 68 : CHANGE DI2_165_168_L_0 D-COHE=1 LeftWall_32
 69 : CHANGE DI2_165_168_L_0 D-ADHES=0 LeftWall_32
 70 : SETWALL LeftWall_32
 71 : GEOM 0 0
 72 : WATER -18 0 -15.5 0 0
 73 : ADD WallElement_33
 74 : ENDSTEP
 75 : STEP Stage2_183
 76 : SETWALL LeftWall_32
 77 : GEOM 0 -1
 78 : WATER -18 0 -15.5 0 0
 79 : ENDSTEP
 80 : STEP Stage3_283
 81 : SETWALL LeftWall_32
 82 : GEOM 0 -1
 83 : WATER -18 0 -15.5 0 0
 84 : ADD Tieback_175
 85 : ENDSTEP
 86 : STEP Stage4_383
 87 : SETWALL LeftWall_32
 88 : GEOM 0 -9.8
 89 : WATER -18 0 -15.5 0 0
 90 : ENDSTEP
 91 : STEP Stage5_744
 92 : SETWALL LeftWall_32
 93 : GEOM 0 -9.3
 94 : WATER -18 0 -15.5 0 0
 95 : ENDSTEP
 96 : STEP Stage6_2841
 97 : SETWALL LeftWall_32
 98 : GEOM 0 -9.3
 99 : WATER -18 0 -15.5 0 0
100 : ADD WallElement_New_76649
101 : ENDSTEP
```

PARATIEPLUS(TM) NLS ENGINE RELEASE 2018.0 FULL VERSION *Build date:Nov 13, 2017*

NewProject.BaseDesignSection_28.A1M1R1_1183

Exe Time : 4 September 2018 18:06:51

N O D A L P O I N T D A T A

NODE	Y-COORD	Z-COORD	normal cos.
1	0.0000	0.0000	1.0000
2	0.0000	-0.20000	1.0000
3	0.0000	-0.40000	1.0000
4	0.0000	-0.60000	1.0000
5	0.0000	-0.80000	1.0000
6	0.0000	-1.0000	1.0000
7	0.0000	-1.2000	1.0000
8	0.0000	-1.4000	1.0000
9	0.0000	-1.6000	1.0000
10	0.0000	-1.8000	1.0000
11	0.0000	-2.0000	1.0000
12	0.0000	-2.2000	1.0000
13	0.0000	-2.4000	1.0000
14	0.0000	-2.6000	1.0000
15	0.0000	-2.8000	1.0000
16	0.0000	-3.0000	1.0000
17	0.0000	-3.2000	1.0000
18	0.0000	-3.4000	1.0000
19	0.0000	-3.6000	1.0000
20	0.0000	-3.8000	1.0000
21	0.0000	-4.0000	1.0000
22	0.0000	-4.2000	1.0000
23	0.0000	-4.4000	1.0000
24	0.0000	-4.6000	1.0000
25	0.0000	-4.8000	1.0000
26	0.0000	-5.0000	1.0000
27	0.0000	-5.2000	1.0000
28	0.0000	-5.4000	1.0000
29	0.0000	-5.6000	1.0000
30	0.0000	-5.8000	1.0000
31	0.0000	-6.0000	1.0000
32	0.0000	-6.2000	1.0000
33	0.0000	-6.4000	1.0000
34	0.0000	-6.6000	1.0000
35	0.0000	-6.8000	1.0000
36	0.0000	-7.0000	1.0000
37	0.0000	-7.2000	1.0000
38	0.0000	-7.4000	1.0000
39	0.0000	-7.6000	1.0000
40	0.0000	-7.8000	1.0000
41	0.0000	-8.0000	1.0000
42	0.0000	-8.2000	1.0000
43	0.0000	-8.4000	1.0000
44	0.0000	-8.6000	1.0000
45	0.0000	-8.8000	1.0000
46	0.0000	-9.0000	1.0000
47	0.0000	-9.2000	1.0000
48	0.0000	-9.3000	1.0000
49	0.0000	-9.5000	1.0000
50	0.0000	-9.7000	1.0000
51	0.0000	-9.9000	1.0000
52	0.0000	-10.100	1.0000
53	0.0000	-10.300	1.0000
54	0.0000	-10.500	1.0000
55	0.0000	-10.700	1.0000
56	0.0000	-10.900	1.0000
57	0.0000	-11.100	1.0000
58	0.0000	-11.300	1.0000
59	0.0000	-11.500	1.0000
60	0.0000	-11.700	1.0000

61	0.0000	-11.900	1.0000
62	0.0000	-12.100	1.0000
63	0.0000	-12.300	1.0000
64	0.0000	-12.500	1.0000
65	0.0000	-12.700	1.0000
66	0.0000	-12.900	1.0000
67	0.0000	-13.100	1.0000
68	0.0000	-13.300	1.0000
69	0.0000	-13.500	1.0000
70	0.0000	-13.700	1.0000
71	0.0000	-13.900	1.0000
72	0.0000	-14.100	1.0000
73	0.0000	-14.300	1.0000
74	0.0000	-14.500	1.0000
75	0.0000	-14.700	1.0000
76	0.0000	-14.900	1.0000
77	0.0000	-15.100	1.0000
78	0.0000	-15.300	1.0000
79	0.0000	-15.500	1.0000

```
+-----------------------------------------------------------------------------------------------------------------------+
|                   PARATIEPLUS(TM)   NLS ENGINE RELEASE  2018.0    FULL VERSION  *Build date:Nov 13, 2017*              |
|                                                                                                                       |
|                                      NewProject.BaseDesignSection_28.A1M1R1_1183                                      |
|                                  Exe Time : 4 September 2018 18:06:51                                                 |
+-----------------------------------------------------------------------------------------------------------------------+
 ELEMENT GROUP NO.  1

0_L                                                                :
   5  79   0   1   0   0   0   0   0   0   0   0   0   0   0   3   0   0   0   0
....................................
..........2D PLASTIC SOIL ..........
....................................

element group behaviour throughout stage analysis

stage   status
-------------------
    1   active
    2   active
    3   active
    4   active
    5   active
    6   active

 material set no.    1

 prop( 1) angle              0.00000
 prop( 2) layer as foreseen  1.00000


 material set no.    2

 prop( 1) angle              0.00000
 prop( 2) layer as foreseen  2.00000


 material set no.    3

 prop( 1) angle              0.00000
 prop( 2) layer as foreseen  3.00000


 element data

   el    n  mat      area     .....     .....     .....      flag
-----------------------------------------------------------------

    1    1    2   0.1000     0.000     0.000     0.000     1.000
    2    2    2   0.2000     0.000     0.000     0.000     1.000
    3    3    2   0.2000     0.000     0.000     0.000     1.000
    4    4    2   0.2000     0.000     0.000     0.000     1.000
    5    5    2   0.2000     0.000     0.000     0.000     1.000
    6    6    2   0.2000     0.000     0.000     0.000     1.000
    7    7    2   0.2000     0.000     0.000     0.000     1.000
    8    8    2   0.2000     0.000     0.000     0.000     1.000
    9    9    2   0.2000     0.000     0.000     0.000     1.000
   10   10    2   0.2000     0.000     0.000     0.000     1.000
   11   11    2   0.2000     0.000     0.000     0.000     1.000
   12   12    2   0.2000     0.000     0.000     0.000     1.000
   13   13    2   0.2000     0.000     0.000     0.000     1.000
   14   14    2   0.2000     0.000     0.000     0.000     1.000
   15   15    2   0.2000     0.000     0.000     0.000     1.000
   16   16    2   0.2000     0.000     0.000     0.000     1.000
   17   17    2   0.2000     0.000     0.000     0.000     1.000
   18   18    2   0.2000     0.000     0.000     0.000     1.000
   19   19    2   0.2000     0.000     0.000     0.000     1.000
   20   20    2   0.2000     0.000     0.000     0.000     1.000
   21   21    2   0.2000     0.000     0.000     0.000     1.000
   22   22    2   0.2000     0.000     0.000     0.000     1.000
   23   23    2   0.2000     0.000     0.000     0.000     1.000
```

24	24	2	0.2000	0.000	0.000	0.000	1.000
25	25	2	0.2000	0.000	0.000	0.000	1.000
26	26	2	0.2000	0.000	0.000	0.000	1.000
27	27	3	0.2000	0.000	0.000	0.000	1.000
28	28	3	0.2000	0.000	0.000	0.000	1.000
29	29	3	0.2000	0.000	0.000	0.000	1.000
30	30	3	0.2000	0.000	0.000	0.000	1.000
31	31	3	0.2000	0.000	0.000	0.000	1.000
32	32	3	0.2000	0.000	0.000	0.000	1.000
33	33	3	0.2000	0.000	0.000	0.000	1.000
34	34	3	0.2000	0.000	0.000	0.000	1.000
35	35	3	0.2000	0.000	0.000	0.000	1.000
36	36	3	0.2000	0.000	0.000	0.000	1.000
37	37	3	0.2000	0.000	0.000	0.000	1.000
38	38	3	0.2000	0.000	0.000	0.000	1.000
39	39	3	0.2000	0.000	0.000	0.000	1.000
40	40	3	0.2000	0.000	0.000	0.000	1.000
41	41	3	0.2000	0.000	0.000	0.000	1.000
42	42	3	0.2000	0.000	0.000	0.000	1.000
43	43	3	0.2000	0.000	0.000	0.000	1.000
44	44	3	0.2000	0.000	0.000	0.000	1.000
45	45	3	0.2000	0.000	0.000	0.000	1.000
46	46	3	0.2000	0.000	0.000	0.000	1.000
47	47	3	0.1500	0.000	0.000	0.000	1.000
48	48	3	0.1500	0.000	0.000	0.000	1.000
49	49	3	0.2000	0.000	0.000	0.000	1.000
50	50	3	0.2000	0.000	0.000	0.000	1.000
51	51	3	0.2000	0.000	0.000	0.000	1.000
52	52	3	0.2000	0.000	0.000	0.000	1.000
53	53	3	0.2000	0.000	0.000	0.000	1.000
54	54	3	0.2000	0.000	0.000	0.000	1.000
55	55	3	0.2000	0.000	0.000	0.000	1.000
56	56	3	0.2000	0.000	0.000	0.000	1.000
57	57	3	0.2000	0.000	0.000	0.000	1.000
58	58	3	0.2000	0.000	0.000	0.000	1.000
59	59	3	0.2000	0.000	0.000	0.000	1.000
60	60	3	0.2000	0.000	0.000	0.000	1.000
61	61	3	0.2000	0.000	0.000	0.000	1.000
62	62	3	0.2000	0.000	0.000	0.000	1.000
63	63	3	0.2000	0.000	0.000	0.000	1.000
64	64	3	0.2000	0.000	0.000	0.000	1.000
65	65	3	0.2000	0.000	0.000	0.000	1.000
66	66	3	0.2000	0.000	0.000	0.000	1.000
67	67	3	0.2000	0.000	0.000	0.000	1.000
68	68	3	0.2000	0.000	0.000	0.000	1.000
69	69	3	0.2000	0.000	0.000	0.000	1.000
70	70	3	0.2000	0.000	0.000	0.000	1.000
71	71	3	0.2000	0.000	0.000	0.000	1.000
72	72	3	0.2000	0.000	0.000	0.000	1.000
73	73	3	0.2000	0.000	0.000	0.000	1.000
74	74	3	0.2000	0.000	0.000	0.000	1.000
75	75	3	0.2000	0.000	0.000	0.000	1.000
76	76	3	0.2000	0.000	0.000	0.000	1.000
77	77	3	0.2000	0.000	0.000	0.000	1.000
78	78	3	0.2000	0.000	0.000	0.000	1.000
79	79	3	0.1000	0.000	0.000	0.000	1.000

```
+-------------------------------------------------------------------------------------------------------------------------+
|                   PARATIEPLUS(TM)   NLS ENGINE RELEASE  2018.0    FULL VERSION  *Build date:Nov 13, 2017*               |
|                                                                                                                         |
|                                     NewProject.BaseDesignSection_28.A1M1R1_1183                                         |
|                                  Exe Time : 4 September 2018 18:06:51                                                   |
+-------------------------------------------------------------------------------------------------------------------------+
 ELEMENT GROUP NO.  2

0_R                                                          :
   5  79   0   1   0   0   0   0   0   0   0   0   0   0   0   3   0   0   0   0
.....................................
.........2D PLASTIC SOIL ..........
.....................................

element group behaviour throughout stage analysis

stage   status
------------------
    1   active
    2   active
    3   active
    4   active
    5   active
    6   active

 material set no.    1

 prop( 1) angle              180.000
 prop( 2) layer as foreseen  1.00000


 material set no.    2

 prop( 1) angle              180.000
 prop( 2) layer as foreseen  2.00000


 material set no.    3

 prop( 1) angle              180.000
 prop( 2) layer as foreseen  3.00000


 element data

   el    n  mat      area      .....     .....     .....      flag
-------------------------------------------------------------------

    1    1    2   0.1000     0.000     0.000     0.000     2.000
    2    2    2   0.2000     0.000     0.000     0.000     2.000
    3    3    2   0.2000     0.000     0.000     0.000     2.000
    4    4    2   0.2000     0.000     0.000     0.000     2.000
    5    5    2   0.2000     0.000     0.000     0.000     2.000
    6    6    2   0.2000     0.000     0.000     0.000     2.000
    7    7    2   0.2000     0.000     0.000     0.000     2.000
    8    8    2   0.2000     0.000     0.000     0.000     2.000
    9    9    2   0.2000     0.000     0.000     0.000     2.000
   10   10    2   0.2000     0.000     0.000     0.000     2.000
   11   11    2   0.2000     0.000     0.000     0.000     2.000
   12   12    2   0.2000     0.000     0.000     0.000     2.000
   13   13    2   0.2000     0.000     0.000     0.000     2.000
   14   14    2   0.2000     0.000     0.000     0.000     2.000
   15   15    2   0.2000     0.000     0.000     0.000     2.000
   16   16    2   0.2000     0.000     0.000     0.000     2.000
   17   17    2   0.2000     0.000     0.000     0.000     2.000
   18   18    2   0.2000     0.000     0.000     0.000     2.000
   19   19    2   0.2000     0.000     0.000     0.000     2.000
   20   20    2   0.2000     0.000     0.000     0.000     2.000
   21   21    2   0.2000     0.000     0.000     0.000     2.000
   22   22    2   0.2000     0.000     0.000     0.000     2.000
   23   23    2   0.2000     0.000     0.000     0.000     2.000
```

24	24	2	0.2000	0.000	0.000	0.000	2.000
25	25	2	0.2000	0.000	0.000	0.000	2.000
26	26	2	0.2000	0.000	0.000	0.000	2.000
27	27	3	0.2000	0.000	0.000	0.000	2.000
28	28	3	0.2000	0.000	0.000	0.000	2.000
29	29	3	0.2000	0.000	0.000	0.000	2.000
30	30	3	0.2000	0.000	0.000	0.000	2.000
31	31	3	0.2000	0.000	0.000	0.000	2.000
32	32	3	0.2000	0.000	0.000	0.000	2.000
33	33	3	0.2000	0.000	0.000	0.000	2.000
34	34	3	0.2000	0.000	0.000	0.000	2.000
35	35	3	0.2000	0.000	0.000	0.000	2.000
36	36	3	0.2000	0.000	0.000	0.000	2.000
37	37	3	0.2000	0.000	0.000	0.000	2.000
38	38	3	0.2000	0.000	0.000	0.000	2.000
39	39	3	0.2000	0.000	0.000	0.000	2.000
40	40	3	0.2000	0.000	0.000	0.000	2.000
41	41	3	0.2000	0.000	0.000	0.000	2.000
42	42	3	0.2000	0.000	0.000	0.000	2.000
43	43	3	0.2000	0.000	0.000	0.000	2.000
44	44	3	0.2000	0.000	0.000	0.000	2.000
45	45	3	0.2000	0.000	0.000	0.000	2.000
46	46	3	0.2000	0.000	0.000	0.000	2.000
47	47	3	0.1500	0.000	0.000	0.000	2.000
48	48	3	0.1500	0.000	0.000	0.000	2.000
49	49	3	0.2000	0.000	0.000	0.000	2.000
50	50	3	0.2000	0.000	0.000	0.000	2.000
51	51	3	0.2000	0.000	0.000	0.000	2.000
52	52	3	0.2000	0.000	0.000	0.000	2.000
53	53	3	0.2000	0.000	0.000	0.000	2.000
54	54	3	0.2000	0.000	0.000	0.000	2.000
55	55	3	0.2000	0.000	0.000	0.000	2.000
56	56	3	0.2000	0.000	0.000	0.000	2.000
57	57	3	0.2000	0.000	0.000	0.000	2.000
58	58	3	0.2000	0.000	0.000	0.000	2.000
59	59	3	0.2000	0.000	0.000	0.000	2.000
60	60	3	0.2000	0.000	0.000	0.000	2.000
61	61	3	0.2000	0.000	0.000	0.000	2.000
62	62	3	0.2000	0.000	0.000	0.000	2.000
63	63	3	0.2000	0.000	0.000	0.000	2.000
64	64	3	0.2000	0.000	0.000	0.000	2.000
65	65	3	0.2000	0.000	0.000	0.000	2.000
66	66	3	0.2000	0.000	0.000	0.000	2.000
67	67	3	0.2000	0.000	0.000	0.000	2.000
68	68	3	0.2000	0.000	0.000	0.000	2.000
69	69	3	0.2000	0.000	0.000	0.000	2.000
70	70	3	0.2000	0.000	0.000	0.000	2.000
71	71	3	0.2000	0.000	0.000	0.000	2.000
72	72	3	0.2000	0.000	0.000	0.000	2.000
73	73	3	0.2000	0.000	0.000	0.000	2.000
74	74	3	0.2000	0.000	0.000	0.000	2.000
75	75	3	0.2000	0.000	0.000	0.000	2.000
76	76	3	0.2000	0.000	0.000	0.000	2.000
77	77	3	0.2000	0.000	0.000	0.000	2.000
78	78	3	0.2000	0.000	0.000	0.000	2.000
79	79	3	0.1000	0.000	0.000	0.000	2.000

```
+-------------------------------------------------------------------------------------------------------------------------------+
|                   PARATIEPLUS(TM)   NLS ENGINE RELEASE  2018.0    FULL VERSION  *Build date:Nov 13, 2017*                    |
|                                                                                                                               |
|                                     NewProject.BaseDesignSection_28.A1M1R1_1183                                               |
|                                  Exe Time : 4 September 2018 18:06:51                                                         |
+-------------------------------------------------------------------------------------------------------------------------------+
 ELEMENT GROUP NO.  3

WallElement_33                                          :
   2  78   0   1   0   0   0   0   0   0   0   0   0   0   1   0   0   1   0
.....................................
.........2D WALL ELEMENT...........
.....................................

element group behaviour throughout stage analysis

stage   status
------------------
    1   active
    2   active
    3   active
    4   active
    5   active
    6   active

 material set no.    1

 prop( 1) young modulus      0.314800E+08
 prop( 2) modification  time  0.00000
 prop( 3) new young modulus   0.00000
 prop( 4) poisson ratio       0.00000
 prop( 5) future ............0.294300E-43

 no. of step variable items:     1
 step  inertia multipier
--------------------------
    1   1.000
    2   1.000
    3   1.000
    4   1.000
    5   1.000
    6   1.000

 element data

   el   na   nb  mat      erc1      erc2     thick      by-i      by-j
-------------------------------------------------------------

    1    1    2    1    0.000     0.000    0.9794     0.000     0.000
    2    2    3    1    0.000     0.000    0.9794     0.000     0.000
    3    3    4    1    0.000     0.000    0.9794     0.000     0.000
    4    4    5    1    0.000     0.000    0.9794     0.000     0.000
    5    5    6    1    0.000     0.000    0.9794     0.000     0.000
    6    6    7    1    0.000     0.000    0.9794     0.000     0.000
    7    7    8    1    0.000     0.000    0.9794     0.000     0.000
    8    8    9    1    0.000     0.000    0.9794     0.000     0.000
    9    9   10    1    0.000     0.000    0.9794     0.000     0.000
   10   10   11    1    0.000     0.000    0.9794     0.000     0.000
   11   11   12    1    0.000     0.000    0.9794     0.000     0.000
   12   12   13    1    0.000     0.000    0.9794     0.000     0.000
   13   13   14    1    0.000     0.000    0.9794     0.000     0.000
   14   14   15    1    0.000     0.000    0.9794     0.000     0.000
   15   15   16    1    0.000     0.000    0.9794     0.000     0.000
   16   16   17    1    0.000     0.000    0.9794     0.000     0.000
   17   17   18    1    0.000     0.000    0.9794     0.000     0.000
   18   18   19    1    0.000     0.000    0.9794     0.000     0.000
   19   19   20    1    0.000     0.000    0.9794     0.000     0.000
   20   20   21    1    0.000     0.000    0.9794     0.000     0.000
   21   21   22    1    0.000     0.000    0.9794     0.000     0.000
   22   22   23    1    0.000     0.000    0.9794     0.000     0.000
   23   23   24    1    0.000     0.000    0.9794     0.000     0.000
```

24	24	25	1	0.000	0.000	0.9794	0.000	0.000
25	25	26	1	0.000	0.000	0.9794	0.000	0.000
26	26	27	1	0.000	0.000	0.9794	0.000	0.000
27	27	28	1	0.000	0.000	0.9794	0.000	0.000
28	28	29	1	0.000	0.000	0.9794	0.000	0.000
29	29	30	1	0.000	0.000	0.9794	0.000	0.000
30	30	31	1	0.000	0.000	0.9794	0.000	0.000
31	31	32	1	0.000	0.000	0.9794	0.000	0.000
32	32	33	1	0.000	0.000	0.9794	0.000	0.000
33	33	34	1	0.000	0.000	0.9794	0.000	0.000
34	34	35	1	0.000	0.000	0.9794	0.000	0.000
35	35	36	1	0.000	0.000	0.9794	0.000	0.000
36	36	37	1	0.000	0.000	0.9794	0.000	0.000
37	37	38	1	0.000	0.000	0.9794	0.000	0.000
38	38	39	1	0.000	0.000	0.9794	0.000	0.000
39	39	40	1	0.000	0.000	0.9794	0.000	0.000
40	40	41	1	0.000	0.000	0.9794	0.000	0.000
41	41	42	1	0.000	0.000	0.9794	0.000	0.000
42	42	43	1	0.000	0.000	0.9794	0.000	0.000
43	43	44	1	0.000	0.000	0.9794	0.000	0.000
44	44	45	1	0.000	0.000	0.9794	0.000	0.000
45	45	46	1	0.000	0.000	0.9794	0.000	0.000
46	46	47	1	0.000	0.000	0.9794	0.000	0.000
47	47	48	1	0.000	0.000	0.9794	0.000	0.000
48	48	49	1	0.000	0.000	0.9794	0.000	0.000
49	49	50	1	0.000	0.000	0.9794	0.000	0.000
50	50	51	1	0.000	0.000	0.9794	0.000	0.000
51	51	52	1	0.000	0.000	0.9794	0.000	0.000
52	52	53	1	0.000	0.000	0.9794	0.000	0.000
53	53	54	1	0.000	0.000	0.9794	0.000	0.000
54	54	55	1	0.000	0.000	0.9794	0.000	0.000
55	55	56	1	0.000	0.000	0.9794	0.000	0.000
56	56	57	1	0.000	0.000	0.9794	0.000	0.000
57	57	58	1	0.000	0.000	0.9794	0.000	0.000
58	58	59	1	0.000	0.000	0.9794	0.000	0.000
59	59	60	1	0.000	0.000	0.9794	0.000	0.000
60	60	61	1	0.000	0.000	0.9794	0.000	0.000
61	61	62	1	0.000	0.000	0.9794	0.000	0.000
62	62	63	1	0.000	0.000	0.9794	0.000	0.000
63	63	64	1	0.000	0.000	0.9794	0.000	0.000
64	64	65	1	0.000	0.000	0.9794	0.000	0.000
65	65	66	1	0.000	0.000	0.9794	0.000	0.000
66	66	67	1	0.000	0.000	0.9794	0.000	0.000
67	67	68	1	0.000	0.000	0.9794	0.000	0.000
68	68	69	1	0.000	0.000	0.9794	0.000	0.000
69	69	70	1	0.000	0.000	0.9794	0.000	0.000
70	70	71	1	0.000	0.000	0.9794	0.000	0.000
71	71	72	1	0.000	0.000	0.9794	0.000	0.000
72	72	73	1	0.000	0.000	0.9794	0.000	0.000
73	73	74	1	0.000	0.000	0.9794	0.000	0.000
74	74	75	1	0.000	0.000	0.9794	0.000	0.000
75	75	76	1	0.000	0.000	0.9794	0.000	0.000
76	76	77	1	0.000	0.000	0.9794	0.000	0.000
77	77	78	1	0.000	0.000	0.9794	0.000	0.000
78	78	79	1	0.000	0.000	0.9794	0.000	0.000

```
+-------------------------------------------------------------------------------------------------------------------------------+
|                   PARATIEPLUS(TM)   NLS ENGINE RELEASE  2018.0    FULL VERSION  *Build date:Nov 13, 2017*                     |
|                                                                                                                               |
|                                     NewProject.BaseDesignSection_28.A1M1R1_1183                                               |
|                                  Exe Time : 4 September 2018 18:06:51                                                         |
+-------------------------------------------------------------------------------------------------------------------------------+
 ELEMENT GROUP NO.  4

WallElement_New_76649                                        :
   2  47   0   1   0   1   0   0   0   0   0   0   0   0   0   1   0   0   1   0
.....................................
.........2D WALL ELEMENT...........
.....................................
** REMARK: ELEMENTS IN THIS GROUP ARE CONNECTED TO SLAVE D.O.F.s **


element group behaviour throughout stage analysis

stage   status
------------------
    1  inactive
    2  inactive
    3  inactive
    4  inactive
    5  inactive
    6   active

 material set no.    1

 prop( 1) young modulus      0.299600E+08
 prop( 2) modification  time  0.00000
 prop( 3) new young modulus   0.00000
 prop( 4) poisson ratio       0.00000
 prop( 5) future ............ 0.00000

 no. of step variable items:     1
 step  inertia multipier
--------------------------
    1   1.000
    2   1.000
    3   1.000
    4   1.000
    5   1.000
    6   1.000

 element data

   el   na   nb  mat      erc1      erc2     thick      by-i      by-j
-------------------------------------------------------------

    1    1    2    1    0.000     0.000    0.2000     0.000     0.000
    2    2    3    1    0.000     0.000    0.2000     0.000     0.000
    3    3    4    1    0.000     0.000    0.2000     0.000     0.000
    4    4    5    1    0.000     0.000    0.2000     0.000     0.000
    5    5    6    1    0.000     0.000    0.2000     0.000     0.000
    6    6    7    1    0.000     0.000    0.2000     0.000     0.000
    7    7    8    1    0.000     0.000    0.2000     0.000     0.000
    8    8    9    1    0.000     0.000    0.2000     0.000     0.000
    9    9   10    1    0.000     0.000    0.2000     0.000     0.000
   10   10   11    1    0.000     0.000    0.2000     0.000     0.000
   11   11   12    1    0.000     0.000    0.2000     0.000     0.000
   12   12   13    1    0.000     0.000    0.2000     0.000     0.000
   13   13   14    1    0.000     0.000    0.2000     0.000     0.000
   14   14   15    1    0.000     0.000    0.2000     0.000     0.000
   15   15   16    1    0.000     0.000    0.2000     0.000     0.000
   16   16   17    1    0.000     0.000    0.2000     0.000     0.000
   17   17   18    1    0.000     0.000    0.2000     0.000     0.000
   18   18   19    1    0.000     0.000    0.2000     0.000     0.000
   19   19   20    1    0.000     0.000    0.2000     0.000     0.000
   20   20   21    1    0.000     0.000    0.2000     0.000     0.000
   21   21   22    1    0.000     0.000    0.2000     0.000     0.000
```

22	22	23	1	0.000	0.000	0.2000	0.000	0.000
23	23	24	1	0.000	0.000	0.2000	0.000	0.000
24	24	25	1	0.000	0.000	0.2000	0.000	0.000
25	25	26	1	0.000	0.000	0.2000	0.000	0.000
26	26	27	1	0.000	0.000	0.2000	0.000	0.000
27	27	28	1	0.000	0.000	0.2000	0.000	0.000
28	28	29	1	0.000	0.000	0.2000	0.000	0.000
29	29	30	1	0.000	0.000	0.2000	0.000	0.000
30	30	31	1	0.000	0.000	0.2000	0.000	0.000
31	31	32	1	0.000	0.000	0.2000	0.000	0.000
32	32	33	1	0.000	0.000	0.2000	0.000	0.000
33	33	34	1	0.000	0.000	0.2000	0.000	0.000
34	34	35	1	0.000	0.000	0.2000	0.000	0.000
35	35	36	1	0.000	0.000	0.2000	0.000	0.000
36	36	37	1	0.000	0.000	0.2000	0.000	0.000
37	37	38	1	0.000	0.000	0.2000	0.000	0.000
38	38	39	1	0.000	0.000	0.2000	0.000	0.000
39	39	40	1	0.000	0.000	0.2000	0.000	0.000
40	40	41	1	0.000	0.000	0.2000	0.000	0.000
41	41	42	1	0.000	0.000	0.2000	0.000	0.000
42	42	43	1	0.000	0.000	0.2000	0.000	0.000
43	43	44	1	0.000	0.000	0.2000	0.000	0.000
44	44	45	1	0.000	0.000	0.2000	0.000	0.000
45	45	46	1	0.000	0.000	0.2000	0.000	0.000
46	46	47	1	0.000	0.000	0.2000	0.000	0.000
47	47	48	1	0.000	0.000	0.2000	0.000	0.000

```
+-------------------------------------------------------------------------------------------------------------------------------+
|                   PARATIEPLUS(TM)   NLS ENGINE RELEASE  2018.0    FULL VERSION  *Build date:Nov 13, 2017*                    |
|                                                                                                                               |
|                                     NewProject.BaseDesignSection_28.A1M1R1_1183                                               |
|                                  Exe Time : 4 September 2018 18:06:51                                                         |
+-------------------------------------------------------------------------------------------------------------------------------+
 ELEMENT GROUP NO.  5

Tieback_175                                                 :
   6   1   0   1   0   0   0   0   0   0   0   0   0   0   0   1   0   0   2   0
.....................................
.........2D POST-TENSION ANCHOR....
.....................................

element group behaviour throughout stage analysis

stage   status
------------------
    1  inactive
    2  inactive
    3   active
    4   active
    5   active
    6   active

 material set no.    1

 prop( 1) angle          30.0000
 prop( 2) young modulus 0.200100E+09
 prop( 3) modification  time  0.00000
 prop( 4) new young modulus   0.00000

 no. of step variable items:     2
 step   -ve lim     +ve lim
------------------------------
    1   0.000       0.000
    2   0.000       0.000
    3   0.000       0.000
    4   0.000       0.000
    5   0.000       0.000
    6   0.000       0.000

 element data

   el    n  mat       a/l     pinit    yieldc    yieldt
-----------------------------------------------------------

    1    1    1   0.7290E-05 138.5     0.000     0.000
```

```
+-------------------------------------------------------------------------------------------------------------------------+
|                   PARATIEPLUS(TM)   NLS ENGINE RELEASE  2018.0    FULL VERSION  *Build date:Nov 13, 2017*              |
|                                                                                                                         |
|                                     NewProject.BaseDesignSection_28.A1M1R1_1183                                         |
|                                  Exe Time : 4 September 2018 18:06:51                                                   |
+-------------------------------------------------------------------------------------------------------------------------+


NO. OF NODAL LOADS  (NLOAD) ...................    0
NO. OF LOAD CURVES  (NLCUR) ...................   12
MAXIMUM POINTS/LCURVE (NPTM)...................    5
```

```
+-------------------------------------------------------------------------------------------------------------------------+
|                  PARATIEPLUS(TM)   NLS ENGINE RELEASE  2018.0    FULL VERSION  *Build date:Nov 13, 2017*              |
|                                                                                                                         |
|                                    NewProject.BaseDesignSection_28.A1M1R1_1183                                          |
|                                 Exe Time : 4 September 2018 18:06:51                                                    |
+-------------------------------------------------------------------------------------------------------------------------+
L O A D     D A T A


    LOAD FUNCTION NUMBER   =    1
    NUMBER OF TIME POINTS  =    5

    TIME VALUE      FUNCTION

       0.00000    0.0000E+00
       0.80000    0.0000E+00
       1.00000    0.1000E+01
       1.20000    0.0000E+00
       7.00000    0.0000E+00


    LOAD FUNCTION NUMBER   =    2
    NUMBER OF TIME POINTS  =    5

    TIME VALUE      FUNCTION

       0.00000    0.0000E+00
       1.80000    0.0000E+00
       2.00000    0.1000E+01
       2.20000    0.0000E+00
       7.00000    0.0000E+00


    LOAD FUNCTION NUMBER   =    3
    NUMBER OF TIME POINTS  =    5

    TIME VALUE      FUNCTION

       0.00000    0.0000E+00
       2.80000    0.0000E+00
       3.00000    0.1000E+01
       3.20000    0.0000E+00
       7.00000    0.0000E+00


    LOAD FUNCTION NUMBER   =    4
    NUMBER OF TIME POINTS  =    5

    TIME VALUE      FUNCTION

       0.00000    0.0000E+00
       3.80000    0.0000E+00
       4.00000    0.1000E+01
       4.20000    0.0000E+00
       7.00000    0.0000E+00


    LOAD FUNCTION NUMBER   =    5
    NUMBER OF TIME POINTS  =    5

    TIME VALUE      FUNCTION

       0.00000    0.0000E+00
       4.80000    0.0000E+00
       5.00000    0.1000E+01
       5.20000    0.0000E+00
```

```
   7.00000    0.0000E+00


LOAD FUNCTION NUMBER   =    6
NUMBER OF TIME POINTS  =    5

TIME VALUE      FUNCTION

   0.00000    0.0000E+00
   5.80000    0.0000E+00
   6.00000    0.1000E+01
   6.20000    0.0000E+00
   7.00000    0.0000E+00


LOAD FUNCTION NUMBER   =    7
NUMBER OF TIME POINTS  =    4

TIME VALUE      FUNCTION

   0.00000    0.0000E+00
   0.80000    0.0000E+00
   1.00000    0.1000E+01
   7.00000    0.1000E+01


LOAD FUNCTION NUMBER   =    8
NUMBER OF TIME POINTS  =    4

TIME VALUE      FUNCTION

   0.00000    0.0000E+00
   1.80000    0.0000E+00
   2.00000    0.1000E+01
   7.00000    0.1000E+01


LOAD FUNCTION NUMBER   =    9
NUMBER OF TIME POINTS  =    4

TIME VALUE      FUNCTION

   0.00000    0.0000E+00
   2.80000    0.0000E+00
   3.00000    0.1000E+01
   7.00000    0.1000E+01


LOAD FUNCTION NUMBER   =   10
NUMBER OF TIME POINTS  =    4

TIME VALUE      FUNCTION

   0.00000    0.0000E+00
   3.80000    0.0000E+00
   4.00000    0.1000E+01
   7.00000    0.1000E+01


LOAD FUNCTION NUMBER   =   11
NUMBER OF TIME POINTS  =    4

TIME VALUE      FUNCTION

   0.00000    0.0000E+00
   4.80000    0.0000E+00
   5.00000    0.1000E+01
   7.00000    0.1000E+01
```

```
 LOAD FUNCTION NUMBER   =   12
 NUMBER OF TIME POINTS  =    4

 TIME VALUE      FUNCTION

    0.00000    0.0000E+00
    5.80000    0.0000E+00
    6.00000    0.1000E+01
    7.00000    0.1000E+01


NO. OF DISTRIBUTED LOAD CARDS     0
```

```
+-------------------------------------------------------------------------------------------------------------------------+
|                   PARATIEPLUS(TM)   NLS ENGINE RELEASE  2018.0    FULL VERSION  *Build date:Nov 13, 2017*              |
|                                                                                                                         |
|                                      NewProject.BaseDesignSection_28.A1M1R1_1183                                        |
|                                    Exe Time : 4 September 2018 18:06:51                                                 |
+-------------------------------------------------------------------------------------------------------------------------+
L O A D     B A L A N C E

STEP     1 TOTAL APPLIED LOAD IN DIR.  2  Y-DISPL.F       0.0000000
STEP     1 TOTAL APPLIED LOAD IN DIR.  4   X-ROT. F       0.0000000
STEP     1 TOTAL APPLIED LOAD IN DIR.  8  Y-DISPL.S       0.0000000
STEP     1 TOTAL APPLIED LOAD IN DIR. 10   X-ROT. S       0.0000000
STEP     1 TOTAL APPLIED LOAD IN DIR. 14  Y-FORCE         0.0000000

STEP     2 TOTAL APPLIED LOAD IN DIR.  2  Y-DISPL.F       0.0000000
STEP     2 TOTAL APPLIED LOAD IN DIR.  4   X-ROT. F       0.0000000
STEP     2 TOTAL APPLIED LOAD IN DIR.  8  Y-DISPL.S       0.0000000
STEP     2 TOTAL APPLIED LOAD IN DIR. 10   X-ROT. S       0.0000000
STEP     2 TOTAL APPLIED LOAD IN DIR. 14  Y-FORCE         0.0000000

STEP     3 TOTAL APPLIED LOAD IN DIR.  2  Y-DISPL.F       0.0000000
STEP     3 TOTAL APPLIED LOAD IN DIR.  4   X-ROT. F       0.0000000
STEP     3 TOTAL APPLIED LOAD IN DIR.  8  Y-DISPL.S       0.0000000
STEP     3 TOTAL APPLIED LOAD IN DIR. 10   X-ROT. S       0.0000000
STEP     3 TOTAL APPLIED LOAD IN DIR. 14  Y-FORCE         0.0000000

STEP     4 TOTAL APPLIED LOAD IN DIR.  2  Y-DISPL.F       0.0000000
STEP     4 TOTAL APPLIED LOAD IN DIR.  4   X-ROT. F       0.0000000
STEP     4 TOTAL APPLIED LOAD IN DIR.  8  Y-DISPL.S       0.0000000
STEP     4 TOTAL APPLIED LOAD IN DIR. 10   X-ROT. S       0.0000000
STEP     4 TOTAL APPLIED LOAD IN DIR. 14  Y-FORCE         0.0000000

STEP     5 TOTAL APPLIED LOAD IN DIR.  2  Y-DISPL.F       0.0000000
STEP     5 TOTAL APPLIED LOAD IN DIR.  4   X-ROT. F       0.0000000
STEP     5 TOTAL APPLIED LOAD IN DIR.  8  Y-DISPL.S       0.0000000
STEP     5 TOTAL APPLIED LOAD IN DIR. 10   X-ROT. S       0.0000000
STEP     5 TOTAL APPLIED LOAD IN DIR. 14  Y-FORCE         0.0000000

STEP     6 TOTAL APPLIED LOAD IN DIR.  2  Y-DISPL.F       0.0000000
STEP     6 TOTAL APPLIED LOAD IN DIR.  4   X-ROT. F       0.0000000
STEP     6 TOTAL APPLIED LOAD IN DIR.  8  Y-DISPL.S       0.0000000
STEP     6 TOTAL APPLIED LOAD IN DIR. 10   X-ROT. S       0.0000000
STEP     6 TOTAL APPLIED LOAD IN DIR. 14  Y-FORCE         0.0000000


                    LOAD INPUT SECTION COMPLETED
```

```
+-------------------------------------------------------------------------------------------------------------------------+
|                   PARATIEPLUS(TM)   NLS ENGINE RELEASE  2018.0    FULL VERSION  *Build date:Nov 13, 2017*              |
|                                                                                                                         |
|                                     NewProject.BaseDesignSection_28.A1M1R1_1183                                         |
|                                  Exe Time : 4 September 2018 18:06:51                                                   |
+-------------------------------------------------------------------------------------------------------------------------+


NO. OF LAYERS ..............................    3
NO. OF DATA PER LAYER.......................  100
```

```
+-------------------------------------------------------------------------------------------------------------------------+
|                   PARATIEPLUS(TM)   NLS ENGINE RELEASE  2018.0    FULL VERSION  *Build date:Nov 13, 2017*               |
|                                                                                                                         |
|                                     NewProject.BaseDesignSection_28.A1M1R1_1183                                         |
|                                  Exe Time : 4 September 2018 18:06:51                                                   |
+-------------------------------------------------------------------------------------------------------------------------+

LAYER DESCRIPTORS FOR STEP NO.    1


 NON ZERO LAYER DESCRIPTORS FOR LAYER NO.    1 FOR STEP NO.    1

ITEM NO.   1<NAME    >=  16.000     (BOTH WALLS)
ITEM NO.   2<NATURE  >=  1.0000     (BOTH WALLS)
ITEM NO.   3<LEVEL   >=  3.0000     (BOTH WALLS)
ITEM NO.   4<WALL    >=  1.0000     (BOTH WALLS)
ITEM NO.   5<GAMMAD  >=  19.000     (BOTH WALLS)
ITEM NO.   6<GAMMAB  >=  10.000     (BOTH WALLS)
ITEM NO.   7<GAMMAW  >=  10.000     (BOTH WALLS)
ITEM NO.   9<U-FRICT >=  38.000     (BOTH WALLS)
ITEM NO.  10<U-KA    >= 0.23800     WALL NO.        1
ITEM NO.  11<U-KP    >=  7.2320     WALL NO.        1
ITEM NO.  12<K0-NC   >= 0.50000     (BOTH WALLS)
ITEM NO.  13<NEXP    >= 0.50000     (BOTH WALLS)
ITEM NO.  14<OCR     >=  1.0000     (BOTH WALLS)
ITEM NO.  16<MODEL   >=  1.0000     (BOTH WALLS)
ITEM NO.  17<EVC     >=  15000.     (BOTH WALLS)
ITEM NO.  18<EUR     >=  45000.     (BOTH WALLS)
ITEM NO.  27<U-PERM  >= 0.10000E-03 (BOTH WALLS)
ITEM NO.  52<D-NATURE>=  1.0000     (BOTH WALLS)
ITEM NO.  53<D-LEVEL >=  0.0000     (BOTH WALLS)
ITEM NO.  59<D-FRICT >=  38.000     (BOTH WALLS)
ITEM NO.  60<D-KA    >= 0.23800     WALL NO.        1
ITEM NO.  61<D-KP    >=  7.2320     WALL NO.        1
ITEM NO.  77<D-PERM  >= 0.10000E-03 (BOTH WALLS)

 NON ZERO LAYER DESCRIPTORS FOR LAYER NO.    2 FOR STEP NO.    1

ITEM NO.   1<NAME    >=  17.000     (BOTH WALLS)
ITEM NO.   2<NATURE  >=  1.0000     (BOTH WALLS)
ITEM NO.   3<LEVEL   >=  0.0000     (BOTH WALLS)
ITEM NO.   4<WALL    >=  1.0000     (BOTH WALLS)
ITEM NO.   5<GAMMAD  >=  16.000     (BOTH WALLS)
ITEM NO.   6<GAMMAB  >=  6.0000     (BOTH WALLS)
ITEM NO.   7<GAMMAW  >=  10.000     (BOTH WALLS)
ITEM NO.   9<U-FRICT >=  30.000     (BOTH WALLS)
ITEM NO.  10<U-KA    >= 0.33300     WALL NO.        1
ITEM NO.  11<U-KP    >=  4.2880     WALL NO.        1
ITEM NO.  12<K0-NC   >= 0.50000     (BOTH WALLS)
ITEM NO.  13<NEXP    >= 0.50000     (BOTH WALLS)
ITEM NO.  14<OCR     >=  1.0000     (BOTH WALLS)
ITEM NO.  16<MODEL   >=  1.0000     (BOTH WALLS)
ITEM NO.  17<EVC     >=  30000.     (BOTH WALLS)
ITEM NO.  18<EUR     >=  48000.     (BOTH WALLS)
ITEM NO.  27<U-PERM  >= 0.10000E-04 (BOTH WALLS)
ITEM NO.  52<D-NATURE>=  1.0000     (BOTH WALLS)
ITEM NO.  53<D-LEVEL >=  0.0000     (BOTH WALLS)
ITEM NO.  59<D-FRICT >=  30.000     (BOTH WALLS)
ITEM NO.  60<D-KA    >= 0.33300     WALL NO.        1
ITEM NO.  61<D-KP    >=  4.2880     WALL NO.        1
ITEM NO.  77<D-PERM  >= 0.10000E-04 (BOTH WALLS)

 NON ZERO LAYER DESCRIPTORS FOR LAYER NO.    3 FOR STEP NO.    1

ITEM NO.   1<NAME    >=  18.000     (BOTH WALLS)
ITEM NO.   2<NATURE  >=  1.0000     (BOTH WALLS)
ITEM NO.   3<LEVEL   >= -5.0000     (BOTH WALLS)
ITEM NO.   4<WALL    >=  1.0000     (BOTH WALLS)
ITEM NO.   5<GAMMAD  >=  16.000     (BOTH WALLS)
ITEM NO.   6<GAMMAB  >=  6.0000     (BOTH WALLS)
ITEM NO.   7<GAMMAW  >=  10.000     (BOTH WALLS)
```

```
ITEM NO.   8<U-COHE  >=  1.0000     (BOTH WALLS)
ITEM NO.   9<U-FRICT >=  33.000     (BOTH WALLS)
ITEM NO.  10<U-KA    >= 0.29500     WALL NO.        1
ITEM NO.  11<U-KP    >=  5.8490     WALL NO.        1
ITEM NO.  12<K0-NC   >= 0.50000     (BOTH WALLS)
ITEM NO.  13<NEXP    >= 0.50000     (BOTH WALLS)
ITEM NO.  14<OCR     >=  1.0000     (BOTH WALLS)
ITEM NO.  16<MODEL   >=  1.0000     (BOTH WALLS)
ITEM NO.  17<EVC     >=  68000.     (BOTH WALLS)
ITEM NO.  18<EUR     >= 0.10880E+06 (BOTH WALLS)
ITEM NO.  27<U-PERM  >= 0.10000E-04 (BOTH WALLS)
ITEM NO.  52<D-NATURE>=  1.0000     (BOTH WALLS)
ITEM NO.  53<D-LEVEL >=  0.0000     (BOTH WALLS)
ITEM NO.  58<D-COHE  >=  1.0000     (BOTH WALLS)
ITEM NO.  59<D-FRICT >=  33.000     (BOTH WALLS)
ITEM NO.  60<D-KA    >= 0.29500     WALL NO.        1
ITEM NO.  61<D-KP    >=  5.1600     WALL NO.        1
ITEM NO.  77<D-PERM  >= 0.10000E-04 (BOTH WALLS)

LAYER DESCRIPTORS FOR STEP NO.    2


 NON ZERO LAYER DESCRIPTORS FOR LAYER NO.    1 FOR STEP NO.    2

ITEM NO.   1<NAME    >=  16.000     (BOTH WALLS)
ITEM NO.   2<NATURE  >=  1.0000     (BOTH WALLS)
ITEM NO.   3<LEVEL   >=  3.0000     (BOTH WALLS)
ITEM NO.   4<WALL    >=  1.0000     (BOTH WALLS)
ITEM NO.   5<GAMMAD  >=  19.000     (BOTH WALLS)
ITEM NO.   6<GAMMAB  >=  10.000     (BOTH WALLS)
ITEM NO.   7<GAMMAW  >=  10.000     (BOTH WALLS)
ITEM NO.   9<U-FRICT >=  38.000     (BOTH WALLS)
ITEM NO.  10<U-KA    >= 0.23800     WALL NO.        1
ITEM NO.  11<U-KP    >=  7.2320     WALL NO.        1
ITEM NO.  12<K0-NC   >= 0.50000     (BOTH WALLS)
ITEM NO.  13<NEXP    >= 0.50000     (BOTH WALLS)
ITEM NO.  14<OCR     >=  1.0000     (BOTH WALLS)
ITEM NO.  16<MODEL   >=  1.0000     (BOTH WALLS)
ITEM NO.  17<EVC     >=  15000.     (BOTH WALLS)
ITEM NO.  18<EUR     >=  45000.     (BOTH WALLS)
ITEM NO.  27<U-PERM  >= 0.10000E-03 (BOTH WALLS)
ITEM NO.  52<D-NATURE>=  1.0000     (BOTH WALLS)
ITEM NO.  53<D-LEVEL >=  0.0000     (BOTH WALLS)
ITEM NO.  59<D-FRICT >=  38.000     (BOTH WALLS)
ITEM NO.  60<D-KA    >= 0.23800     WALL NO.        1
ITEM NO.  61<D-KP    >=  7.2320     WALL NO.        1
ITEM NO.  77<D-PERM  >= 0.10000E-03 (BOTH WALLS)

 NON ZERO LAYER DESCRIPTORS FOR LAYER NO.    2 FOR STEP NO.    2

ITEM NO.   1<NAME    >=  17.000     (BOTH WALLS)
ITEM NO.   2<NATURE  >=  1.0000     (BOTH WALLS)
ITEM NO.   3<LEVEL   >=  0.0000     (BOTH WALLS)
ITEM NO.   4<WALL    >=  1.0000     (BOTH WALLS)
ITEM NO.   5<GAMMAD  >=  16.000     (BOTH WALLS)
ITEM NO.   6<GAMMAB  >=  6.0000     (BOTH WALLS)
ITEM NO.   7<GAMMAW  >=  10.000     (BOTH WALLS)
ITEM NO.   9<U-FRICT >=  30.000     (BOTH WALLS)
ITEM NO.  10<U-KA    >= 0.33300     WALL NO.        1
ITEM NO.  11<U-KP    >=  4.2880     WALL NO.        1
ITEM NO.  12<K0-NC   >= 0.50000     (BOTH WALLS)
ITEM NO.  13<NEXP    >= 0.50000     (BOTH WALLS)
ITEM NO.  14<OCR     >=  1.0000     (BOTH WALLS)
ITEM NO.  16<MODEL   >=  1.0000     (BOTH WALLS)
ITEM NO.  17<EVC     >=  30000.     (BOTH WALLS)
ITEM NO.  18<EUR     >=  48000.     (BOTH WALLS)
ITEM NO.  27<U-PERM  >= 0.10000E-04 (BOTH WALLS)
ITEM NO.  52<D-NATURE>=  1.0000     (BOTH WALLS)
ITEM NO.  53<D-LEVEL >=  0.0000     (BOTH WALLS)
ITEM NO.  59<D-FRICT >=  30.000     (BOTH WALLS)
ITEM NO.  60<D-KA    >= 0.33300     WALL NO.        1
ITEM NO.  61<D-KP    >=  4.2880     WALL NO.        1
ITEM NO.  77<D-PERM  >= 0.10000E-04 (BOTH WALLS)
```

```
 NON ZERO LAYER DESCRIPTORS FOR LAYER NO.    3 FOR STEP NO.    2

ITEM NO.   1<NAME    >=  18.000     (BOTH WALLS)
ITEM NO.   2<NATURE  >=  1.0000     (BOTH WALLS)
ITEM NO.   3<LEVEL   >= -5.0000     (BOTH WALLS)
ITEM NO.   4<WALL    >=  1.0000     (BOTH WALLS)
ITEM NO.   5<GAMMAD  >=  16.000     (BOTH WALLS)
ITEM NO.   6<GAMMAB  >=  6.0000     (BOTH WALLS)
ITEM NO.   7<GAMMAW  >=  10.000     (BOTH WALLS)
ITEM NO.   8<U-COHE  >=  1.0000     (BOTH WALLS)
ITEM NO.   9<U-FRICT >=  33.000     (BOTH WALLS)
ITEM NO.  10<U-KA    >= 0.29500     WALL NO.        1
ITEM NO.  11<U-KP    >=  5.8490     WALL NO.        1
ITEM NO.  12<K0-NC   >= 0.50000     (BOTH WALLS)
ITEM NO.  13<NEXP    >= 0.50000     (BOTH WALLS)
ITEM NO.  14<OCR     >=  1.0000     (BOTH WALLS)
ITEM NO.  16<MODEL   >=  1.0000     (BOTH WALLS)
ITEM NO.  17<EVC     >=  68000.     (BOTH WALLS)
ITEM NO.  18<EUR     >= 0.10880E+06 (BOTH WALLS)
ITEM NO.  27<U-PERM  >= 0.10000E-04 (BOTH WALLS)
ITEM NO.  52<D-NATURE>=  1.0000     (BOTH WALLS)
ITEM NO.  53<D-LEVEL >=  0.0000     (BOTH WALLS)
ITEM NO.  58<D-COHE  >=  1.0000     (BOTH WALLS)
ITEM NO.  59<D-FRICT >=  33.000     (BOTH WALLS)
ITEM NO.  60<D-KA    >= 0.29500     WALL NO.        1
ITEM NO.  61<D-KP    >=  5.1600     WALL NO.        1
ITEM NO.  77<D-PERM  >= 0.10000E-04 (BOTH WALLS)

LAYER DESCRIPTORS FOR STEP NO.    3


 NON ZERO LAYER DESCRIPTORS FOR LAYER NO.    1 FOR STEP NO.    3

ITEM NO.   1<NAME    >=  16.000     (BOTH WALLS)
ITEM NO.   2<NATURE  >=  1.0000     (BOTH WALLS)
ITEM NO.   3<LEVEL   >=  3.0000     (BOTH WALLS)
ITEM NO.   4<WALL    >=  1.0000     (BOTH WALLS)
ITEM NO.   5<GAMMAD  >=  19.000     (BOTH WALLS)
ITEM NO.   6<GAMMAB  >=  10.000     (BOTH WALLS)
ITEM NO.   7<GAMMAW  >=  10.000     (BOTH WALLS)
ITEM NO.   9<U-FRICT >=  38.000     (BOTH WALLS)
ITEM NO.  10<U-KA    >= 0.23800     WALL NO.        1
ITEM NO.  11<U-KP    >=  7.2320     WALL NO.        1
ITEM NO.  12<K0-NC   >= 0.50000     (BOTH WALLS)
ITEM NO.  13<NEXP    >= 0.50000     (BOTH WALLS)
ITEM NO.  14<OCR     >=  1.0000     (BOTH WALLS)
ITEM NO.  16<MODEL   >=  1.0000     (BOTH WALLS)
ITEM NO.  17<EVC     >=  15000.     (BOTH WALLS)
ITEM NO.  18<EUR     >=  45000.     (BOTH WALLS)
ITEM NO.  27<U-PERM  >= 0.10000E-03 (BOTH WALLS)
ITEM NO.  52<D-NATURE>=  1.0000     (BOTH WALLS)
ITEM NO.  53<D-LEVEL >=  0.0000     (BOTH WALLS)
ITEM NO.  59<D-FRICT >=  38.000     (BOTH WALLS)
ITEM NO.  60<D-KA    >= 0.23800     WALL NO.        1
ITEM NO.  61<D-KP    >=  7.2320     WALL NO.        1
ITEM NO.  77<D-PERM  >= 0.10000E-03 (BOTH WALLS)

 NON ZERO LAYER DESCRIPTORS FOR LAYER NO.    2 FOR STEP NO.    3

ITEM NO.   1<NAME    >=  17.000     (BOTH WALLS)
ITEM NO.   2<NATURE  >=  1.0000     (BOTH WALLS)
ITEM NO.   3<LEVEL   >=  0.0000     (BOTH WALLS)
ITEM NO.   4<WALL    >=  1.0000     (BOTH WALLS)
ITEM NO.   5<GAMMAD  >=  16.000     (BOTH WALLS)
ITEM NO.   6<GAMMAB  >=  6.0000     (BOTH WALLS)
ITEM NO.   7<GAMMAW  >=  10.000     (BOTH WALLS)
ITEM NO.   9<U-FRICT >=  30.000     (BOTH WALLS)
ITEM NO.  10<U-KA    >= 0.33300     WALL NO.        1
ITEM NO.  11<U-KP    >=  4.2880     WALL NO.        1
ITEM NO.  12<K0-NC   >= 0.50000     (BOTH WALLS)
ITEM NO.  13<NEXP    >= 0.50000     (BOTH WALLS)
ITEM NO.  14<OCR     >=  1.0000     (BOTH WALLS)
ITEM NO.  16<MODEL   >=  1.0000     (BOTH WALLS)
ITEM NO.  17<EVC     >=  30000.     (BOTH WALLS)
```

```
ITEM NO.  18<EUR     >=  48000.     (BOTH WALLS)
ITEM NO.  27<U-PERM  >= 0.10000E-04 (BOTH WALLS)
ITEM NO.  52<D-NATURE>=  1.0000     (BOTH WALLS)
ITEM NO.  53<D-LEVEL >=  0.0000     (BOTH WALLS)
ITEM NO.  59<D-FRICT >=  30.000     (BOTH WALLS)
ITEM NO.  60<D-KA    >= 0.33300     WALL NO.        1
ITEM NO.  61<D-KP    >=  4.2880     WALL NO.        1
ITEM NO.  77<D-PERM  >= 0.10000E-04 (BOTH WALLS)

 NON ZERO LAYER DESCRIPTORS FOR LAYER NO.    3 FOR STEP NO.    3

ITEM NO.   1<NAME    >=  18.000     (BOTH WALLS)
ITEM NO.   2<NATURE  >=  1.0000     (BOTH WALLS)
ITEM NO.   3<LEVEL   >= -5.0000     (BOTH WALLS)
ITEM NO.   4<WALL    >=  1.0000     (BOTH WALLS)
ITEM NO.   5<GAMMAD  >=  16.000     (BOTH WALLS)
ITEM NO.   6<GAMMAB  >=  6.0000     (BOTH WALLS)
ITEM NO.   7<GAMMAW  >=  10.000     (BOTH WALLS)
ITEM NO.   8<U-COHE  >=  1.0000     (BOTH WALLS)
ITEM NO.   9<U-FRICT >=  33.000     (BOTH WALLS)
ITEM NO.  10<U-KA    >= 0.29500     WALL NO.        1
ITEM NO.  11<U-KP    >=  5.8490     WALL NO.        1
ITEM NO.  12<K0-NC   >= 0.50000     (BOTH WALLS)
ITEM NO.  13<NEXP    >= 0.50000     (BOTH WALLS)
ITEM NO.  14<OCR     >=  1.0000     (BOTH WALLS)
ITEM NO.  16<MODEL   >=  1.0000     (BOTH WALLS)
ITEM NO.  17<EVC     >=  68000.     (BOTH WALLS)
ITEM NO.  18<EUR     >= 0.10880E+06 (BOTH WALLS)
ITEM NO.  27<U-PERM  >= 0.10000E-04 (BOTH WALLS)
ITEM NO.  52<D-NATURE>=  1.0000     (BOTH WALLS)
ITEM NO.  53<D-LEVEL >=  0.0000     (BOTH WALLS)
ITEM NO.  58<D-COHE  >=  1.0000     (BOTH WALLS)
ITEM NO.  59<D-FRICT >=  33.000     (BOTH WALLS)
ITEM NO.  60<D-KA    >= 0.29500     WALL NO.        1
ITEM NO.  61<D-KP    >=  5.1600     WALL NO.        1
ITEM NO.  77<D-PERM  >= 0.10000E-04 (BOTH WALLS)

LAYER DESCRIPTORS FOR STEP NO.    4


 NON ZERO LAYER DESCRIPTORS FOR LAYER NO.    1 FOR STEP NO.    4

ITEM NO.   1<NAME    >=  16.000     (BOTH WALLS)
ITEM NO.   2<NATURE  >=  1.0000     (BOTH WALLS)
ITEM NO.   3<LEVEL   >=  3.0000     (BOTH WALLS)
ITEM NO.   4<WALL    >=  1.0000     (BOTH WALLS)
ITEM NO.   5<GAMMAD  >=  19.000     (BOTH WALLS)
ITEM NO.   6<GAMMAB  >=  10.000     (BOTH WALLS)
ITEM NO.   7<GAMMAW  >=  10.000     (BOTH WALLS)
ITEM NO.   9<U-FRICT >=  38.000     (BOTH WALLS)
ITEM NO.  10<U-KA    >= 0.23800     WALL NO.        1
ITEM NO.  11<U-KP    >=  7.2320     WALL NO.        1
ITEM NO.  12<K0-NC   >= 0.50000     (BOTH WALLS)
ITEM NO.  13<NEXP    >= 0.50000     (BOTH WALLS)
ITEM NO.  14<OCR     >=  1.0000     (BOTH WALLS)
ITEM NO.  16<MODEL   >=  1.0000     (BOTH WALLS)
ITEM NO.  17<EVC     >=  15000.     (BOTH WALLS)
ITEM NO.  18<EUR     >=  45000.     (BOTH WALLS)
ITEM NO.  27<U-PERM  >= 0.10000E-03 (BOTH WALLS)
ITEM NO.  52<D-NATURE>=  1.0000     (BOTH WALLS)
ITEM NO.  53<D-LEVEL >=  0.0000     (BOTH WALLS)
ITEM NO.  59<D-FRICT >=  38.000     (BOTH WALLS)
ITEM NO.  60<D-KA    >= 0.23800     WALL NO.        1
ITEM NO.  61<D-KP    >=  7.2320     WALL NO.        1
ITEM NO.  77<D-PERM  >= 0.10000E-03 (BOTH WALLS)

 NON ZERO LAYER DESCRIPTORS FOR LAYER NO.    2 FOR STEP NO.    4

ITEM NO.   1<NAME    >=  17.000     (BOTH WALLS)
ITEM NO.   2<NATURE  >=  1.0000     (BOTH WALLS)
ITEM NO.   3<LEVEL   >=  0.0000     (BOTH WALLS)
ITEM NO.   4<WALL    >=  1.0000     (BOTH WALLS)
ITEM NO.   5<GAMMAD  >=  16.000     (BOTH WALLS)
ITEM NO.   6<GAMMAB  >=  6.0000     (BOTH WALLS)
```

```
ITEM NO.   7<GAMMAW  >=  10.000     (BOTH WALLS)
ITEM NO.   9<U-FRICT >=  30.000     (BOTH WALLS)
ITEM NO.  10<U-KA    >= 0.33300     WALL NO.        1
ITEM NO.  11<U-KP    >=  4.2880     WALL NO.        1
ITEM NO.  12<K0-NC   >= 0.50000     (BOTH WALLS)
ITEM NO.  13<NEXP    >= 0.50000     (BOTH WALLS)
ITEM NO.  14<OCR     >=  1.0000     (BOTH WALLS)
ITEM NO.  16<MODEL   >=  1.0000     (BOTH WALLS)
ITEM NO.  17<EVC     >=  30000.     (BOTH WALLS)
ITEM NO.  18<EUR     >=  48000.     (BOTH WALLS)
ITEM NO.  27<U-PERM  >= 0.10000E-04 (BOTH WALLS)
ITEM NO.  52<D-NATURE>=  1.0000     (BOTH WALLS)
ITEM NO.  53<D-LEVEL >=  0.0000     (BOTH WALLS)
ITEM NO.  59<D-FRICT >=  30.000     (BOTH WALLS)
ITEM NO.  60<D-KA    >= 0.33300     WALL NO.        1
ITEM NO.  61<D-KP    >=  4.2880     WALL NO.        1
ITEM NO.  77<D-PERM  >= 0.10000E-04 (BOTH WALLS)

 NON ZERO LAYER DESCRIPTORS FOR LAYER NO.    3 FOR STEP NO.    4

ITEM NO.   1<NAME    >=  18.000     (BOTH WALLS)
ITEM NO.   2<NATURE  >=  1.0000     (BOTH WALLS)
ITEM NO.   3<LEVEL   >= -5.0000     (BOTH WALLS)
ITEM NO.   4<WALL    >=  1.0000     (BOTH WALLS)
ITEM NO.   5<GAMMAD  >=  16.000     (BOTH WALLS)
ITEM NO.   6<GAMMAB  >=  6.0000     (BOTH WALLS)
ITEM NO.   7<GAMMAW  >=  10.000     (BOTH WALLS)
ITEM NO.   8<U-COHE  >=  1.0000     (BOTH WALLS)
ITEM NO.   9<U-FRICT >=  33.000     (BOTH WALLS)
ITEM NO.  10<U-KA    >= 0.29500     WALL NO.        1
ITEM NO.  11<U-KP    >=  5.8490     WALL NO.        1
ITEM NO.  12<K0-NC   >= 0.50000     (BOTH WALLS)
ITEM NO.  13<NEXP    >= 0.50000     (BOTH WALLS)
ITEM NO.  14<OCR     >=  1.0000     (BOTH WALLS)
ITEM NO.  16<MODEL   >=  1.0000     (BOTH WALLS)
ITEM NO.  17<EVC     >=  68000.     (BOTH WALLS)
ITEM NO.  18<EUR     >= 0.10880E+06 (BOTH WALLS)
ITEM NO.  27<U-PERM  >= 0.10000E-04 (BOTH WALLS)
ITEM NO.  52<D-NATURE>=  1.0000     (BOTH WALLS)
ITEM NO.  53<D-LEVEL >=  0.0000     (BOTH WALLS)
ITEM NO.  58<D-COHE  >=  1.0000     (BOTH WALLS)
ITEM NO.  59<D-FRICT >=  33.000     (BOTH WALLS)
ITEM NO.  60<D-KA    >= 0.29500     WALL NO.        1
ITEM NO.  61<D-KP    >=  5.1600     WALL NO.        1
ITEM NO.  77<D-PERM  >= 0.10000E-04 (BOTH WALLS)

LAYER DESCRIPTORS FOR STEP NO.    5

 NON ZERO LAYER DESCRIPTORS FOR LAYER NO.    1 FOR STEP NO.    5

ITEM NO.   1<NAME    >=  16.000     (BOTH WALLS)
ITEM NO.   2<NATURE  >=  1.0000     (BOTH WALLS)
ITEM NO.   3<LEVEL   >=  3.0000     (BOTH WALLS)
ITEM NO.   4<WALL    >=  1.0000     (BOTH WALLS)
ITEM NO.   5<GAMMAD  >=  19.000     (BOTH WALLS)
ITEM NO.   6<GAMMAB  >=  10.000     (BOTH WALLS)
ITEM NO.   7<GAMMAW  >=  10.000     (BOTH WALLS)
ITEM NO.   9<U-FRICT >=  38.000     (BOTH WALLS)
ITEM NO.  10<U-KA    >= 0.23800     WALL NO.        1
ITEM NO.  11<U-KP    >=  7.2320     WALL NO.        1
ITEM NO.  12<K0-NC   >= 0.50000     (BOTH WALLS)
ITEM NO.  13<NEXP    >= 0.50000     (BOTH WALLS)
ITEM NO.  14<OCR     >=  1.0000     (BOTH WALLS)
ITEM NO.  16<MODEL   >=  1.0000     (BOTH WALLS)
ITEM NO.  17<EVC     >=  15000.     (BOTH WALLS)
ITEM NO.  18<EUR     >=  45000.     (BOTH WALLS)
ITEM NO.  27<U-PERM  >= 0.10000E-03 (BOTH WALLS)
ITEM NO.  52<D-NATURE>=  1.0000     (BOTH WALLS)
ITEM NO.  53<D-LEVEL >=  0.0000     (BOTH WALLS)
ITEM NO.  59<D-FRICT >=  38.000     (BOTH WALLS)
ITEM NO.  60<D-KA    >= 0.23800     WALL NO.        1
ITEM NO.  61<D-KP    >=  7.2320     WALL NO.        1
ITEM NO.  77<D-PERM  >= 0.10000E-03 (BOTH WALLS)
```

```
 NON ZERO LAYER DESCRIPTORS FOR LAYER NO.    2 FOR STEP NO.    5

ITEM NO.   1<NAME    >=  17.000     (BOTH WALLS)
ITEM NO.   2<NATURE  >=  1.0000     (BOTH WALLS)
ITEM NO.   3<LEVEL   >=  0.0000     (BOTH WALLS)
ITEM NO.   4<WALL    >=  1.0000     (BOTH WALLS)
ITEM NO.   5<GAMMAD  >=  16.000     (BOTH WALLS)
ITEM NO.   6<GAMMAB  >=  6.0000     (BOTH WALLS)
ITEM NO.   7<GAMMAW  >=  10.000     (BOTH WALLS)
ITEM NO.   9<U-FRICT >=  30.000     (BOTH WALLS)
ITEM NO.  10<U-KA    >= 0.33300     WALL NO.        1
ITEM NO.  11<U-KP    >=  4.2880     WALL NO.        1
ITEM NO.  12<K0-NC   >= 0.50000     (BOTH WALLS)
ITEM NO.  13<NEXP    >= 0.50000     (BOTH WALLS)
ITEM NO.  14<OCR     >=  1.0000     (BOTH WALLS)
ITEM NO.  16<MODEL   >=  1.0000     (BOTH WALLS)
ITEM NO.  17<EVC     >=  30000.     (BOTH WALLS)
ITEM NO.  18<EUR     >=  48000.     (BOTH WALLS)
ITEM NO.  27<U-PERM  >= 0.10000E-04 (BOTH WALLS)
ITEM NO.  52<D-NATURE>=  1.0000     (BOTH WALLS)
ITEM NO.  53<D-LEVEL >=  0.0000     (BOTH WALLS)
ITEM NO.  59<D-FRICT >=  30.000     (BOTH WALLS)
ITEM NO.  60<D-KA    >= 0.33300     WALL NO.        1
ITEM NO.  61<D-KP    >=  4.2880     WALL NO.        1
ITEM NO.  77<D-PERM  >= 0.10000E-04 (BOTH WALLS)

 NON ZERO LAYER DESCRIPTORS FOR LAYER NO.    3 FOR STEP NO.    5

ITEM NO.   1<NAME    >=  18.000     (BOTH WALLS)
ITEM NO.   2<NATURE  >=  1.0000     (BOTH WALLS)
ITEM NO.   3<LEVEL   >= -5.0000     (BOTH WALLS)
ITEM NO.   4<WALL    >=  1.0000     (BOTH WALLS)
ITEM NO.   5<GAMMAD  >=  16.000     (BOTH WALLS)
ITEM NO.   6<GAMMAB  >=  6.0000     (BOTH WALLS)
ITEM NO.   7<GAMMAW  >=  10.000     (BOTH WALLS)
ITEM NO.   8<U-COHE  >=  1.0000     (BOTH WALLS)
ITEM NO.   9<U-FRICT >=  33.000     (BOTH WALLS)
ITEM NO.  10<U-KA    >= 0.29500     WALL NO.        1
ITEM NO.  11<U-KP    >=  5.8490     WALL NO.        1
ITEM NO.  12<K0-NC   >= 0.50000     (BOTH WALLS)
ITEM NO.  13<NEXP    >= 0.50000     (BOTH WALLS)
ITEM NO.  14<OCR     >=  1.0000     (BOTH WALLS)
ITEM NO.  16<MODEL   >=  1.0000     (BOTH WALLS)
ITEM NO.  17<EVC     >=  68000.     (BOTH WALLS)
ITEM NO.  18<EUR     >= 0.10880E+06 (BOTH WALLS)
ITEM NO.  27<U-PERM  >= 0.10000E-04 (BOTH WALLS)
ITEM NO.  52<D-NATURE>=  1.0000     (BOTH WALLS)
ITEM NO.  53<D-LEVEL >=  0.0000     (BOTH WALLS)
ITEM NO.  58<D-COHE  >=  1.0000     (BOTH WALLS)
ITEM NO.  59<D-FRICT >=  33.000     (BOTH WALLS)
ITEM NO.  60<D-KA    >= 0.29500     WALL NO.        1
ITEM NO.  61<D-KP    >=  5.1600     WALL NO.        1
ITEM NO.  77<D-PERM  >= 0.10000E-04 (BOTH WALLS)

LAYER DESCRIPTORS FOR STEP NO.    6

 NON ZERO LAYER DESCRIPTORS FOR LAYER NO.    1 FOR STEP NO.    6

ITEM NO.   1<NAME    >=  16.000     (BOTH WALLS)
ITEM NO.   2<NATURE  >=  1.0000     (BOTH WALLS)
ITEM NO.   3<LEVEL   >=  3.0000     (BOTH WALLS)
ITEM NO.   4<WALL    >=  1.0000     (BOTH WALLS)
ITEM NO.   5<GAMMAD  >=  19.000     (BOTH WALLS)
ITEM NO.   6<GAMMAB  >=  10.000     (BOTH WALLS)
ITEM NO.   7<GAMMAW  >=  10.000     (BOTH WALLS)
ITEM NO.   9<U-FRICT >=  38.000     (BOTH WALLS)
ITEM NO.  10<U-KA    >= 0.23800     WALL NO.        1
ITEM NO.  11<U-KP    >=  7.2320     WALL NO.        1
ITEM NO.  12<K0-NC   >= 0.50000     (BOTH WALLS)
ITEM NO.  13<NEXP    >= 0.50000     (BOTH WALLS)
ITEM NO.  14<OCR     >=  1.0000     (BOTH WALLS)
ITEM NO.  16<MODEL   >=  1.0000     (BOTH WALLS)
```

```
ITEM NO.  17<EVC     >=  15000.     (BOTH WALLS)
ITEM NO.  18<EUR     >=  45000.     (BOTH WALLS)
ITEM NO.  27<U-PERM  >= 0.10000E-03 (BOTH WALLS)
ITEM NO.  52<D-NATURE>=  1.0000     (BOTH WALLS)
ITEM NO.  53<D-LEVEL >=  0.0000     (BOTH WALLS)
ITEM NO.  59<D-FRICT >=  38.000     (BOTH WALLS)
ITEM NO.  60<D-KA    >= 0.23800     WALL NO.        1
ITEM NO.  61<D-KP    >=  7.2320     WALL NO.        1
ITEM NO.  77<D-PERM  >= 0.10000E-03 (BOTH WALLS)

 NON ZERO LAYER DESCRIPTORS FOR LAYER NO.    2 FOR STEP NO.    6

ITEM NO.   1<NAME    >=  17.000     (BOTH WALLS)
ITEM NO.   2<NATURE  >=  1.0000     (BOTH WALLS)
ITEM NO.   3<LEVEL   >=  0.0000     (BOTH WALLS)
ITEM NO.   4<WALL    >=  1.0000     (BOTH WALLS)
ITEM NO.   5<GAMMAD  >=  16.000     (BOTH WALLS)
ITEM NO.   6<GAMMAB  >=  6.0000     (BOTH WALLS)
ITEM NO.   7<GAMMAW  >=  10.000     (BOTH WALLS)
ITEM NO.   9<U-FRICT >=  30.000     (BOTH WALLS)
ITEM NO.  10<U-KA    >= 0.33300     WALL NO.        1
ITEM NO.  11<U-KP    >=  4.2880     WALL NO.        1
ITEM NO.  12<K0-NC   >= 0.50000     (BOTH WALLS)
ITEM NO.  13<NEXP    >= 0.50000     (BOTH WALLS)
ITEM NO.  14<OCR     >=  1.0000     (BOTH WALLS)
ITEM NO.  16<MODEL   >=  1.0000     (BOTH WALLS)
ITEM NO.  17<EVC     >=  30000.     (BOTH WALLS)
ITEM NO.  18<EUR     >=  48000.     (BOTH WALLS)
ITEM NO.  27<U-PERM  >= 0.10000E-04 (BOTH WALLS)
ITEM NO.  52<D-NATURE>=  1.0000     (BOTH WALLS)
ITEM NO.  53<D-LEVEL >=  0.0000     (BOTH WALLS)
ITEM NO.  59<D-FRICT >=  30.000     (BOTH WALLS)
ITEM NO.  60<D-KA    >= 0.33300     WALL NO.        1
ITEM NO.  61<D-KP    >=  4.2880     WALL NO.        1
ITEM NO.  77<D-PERM  >= 0.10000E-04 (BOTH WALLS)

 NON ZERO LAYER DESCRIPTORS FOR LAYER NO.    3 FOR STEP NO.    6

ITEM NO.   1<NAME    >=  18.000     (BOTH WALLS)
ITEM NO.   2<NATURE  >=  1.0000     (BOTH WALLS)
ITEM NO.   3<LEVEL   >= -5.0000     (BOTH WALLS)
ITEM NO.   4<WALL    >=  1.0000     (BOTH WALLS)
ITEM NO.   5<GAMMAD  >=  16.000     (BOTH WALLS)
ITEM NO.   6<GAMMAB  >=  6.0000     (BOTH WALLS)
ITEM NO.   7<GAMMAW  >=  10.000     (BOTH WALLS)
ITEM NO.   8<U-COHE  >=  1.0000     (BOTH WALLS)
ITEM NO.   9<U-FRICT >=  33.000     (BOTH WALLS)
ITEM NO.  10<U-KA    >= 0.29500     WALL NO.        1
ITEM NO.  11<U-KP    >=  5.8490     WALL NO.        1
ITEM NO.  12<K0-NC   >= 0.50000     (BOTH WALLS)
ITEM NO.  13<NEXP    >= 0.50000     (BOTH WALLS)
ITEM NO.  14<OCR     >=  1.0000     (BOTH WALLS)
ITEM NO.  16<MODEL   >=  1.0000     (BOTH WALLS)
ITEM NO.  17<EVC     >=  68000.     (BOTH WALLS)
ITEM NO.  18<EUR     >= 0.10880E+06 (BOTH WALLS)
ITEM NO.  27<U-PERM  >= 0.10000E-04 (BOTH WALLS)
ITEM NO.  52<D-NATURE>=  1.0000     (BOTH WALLS)
ITEM NO.  53<D-LEVEL >=  0.0000     (BOTH WALLS)
ITEM NO.  58<D-COHE  >=  1.0000     (BOTH WALLS)
ITEM NO.  59<D-FRICT >=  33.000     (BOTH WALLS)
ITEM NO.  60<D-KA    >= 0.29500     WALL NO.        1
ITEM NO.  61<D-KP    >=  5.1600     WALL NO.        1
ITEM NO.  77<D-PERM  >= 0.10000E-04 (BOTH WALLS)


DEFAULT WATER UNIT WEIGHT =  10.000
AVERAGED ON    18 VALUES
```

```
+-----------------------------------------------------------------------------------------------------------------------+
|                   PARATIEPLUS(TM)   NLS ENGINE RELEASE  2018.0    FULL VERSION  *Build date:Nov 13, 2017*              |
|                                                                                                                       |
|                                      NewProject.BaseDesignSection_28.A1M1R1_1183                                      |
|                                  Exe Time : 4 September 2018 18:06:51                                                 |
+-----------------------------------------------------------------------------------------------------------------------+

PHASE DESCRIPTORS


STEP  NO.     1
                                        LEFT WALL    RIGHT WALL
Y                                        0.000       -0.9990E+30
Z-PC                                     0.000         0.000
Z-EXCAVATION                             0.000         0.000
Z-WATER_TABLE                           -18.00       -0.9990E+30
Q_AT_THE_FREE_FIELD_LEVEL                0.000         0.000
ZQ                                       0.000         0.000
DZW_OF_THE_WATER_TABLE                   0.000         0.000
QS_ON_THE_EXCAVATION_SIDE                0.000         0.000
ZQS                                    -0.9990E+30   -0.9990E+30
ZCUT                                     0.000         0.000
BALANCE LEVEL FOR PORE PRESSURES        -15.50        -15.50
WATER_BEHAVIOUR_FLAG (LINING OPT)        0.000         0.000
PORE_UPDATE_FLAG                         0.000         0.000
PORE_TAB. _FLAG (gt.0= use tabs)         0.000         0.000
lateral thrusts reduction elevatio       0.000         0.000
Downhill reduction factor for effe       0.000         0.000
Downhill reduction factor for pore       0.000         0.000
Uphill reduction factor for effect       0.000         0.000
Uphill reduction factor for pore p       0.000         0.000
SEISMIC HORIZONTAL ACCEL. Kh [g]         0.000         0.000
UPHILL VERTICAL ACCEL.  Kv_uh [g]        0.000         0.000
DOWNHILL VERTICAL ACCEL.Kv_dh [g]        0.000         0.000
UPHILL BETA ANGLE (SLOPE) [deg]          0.000         0.000
UPHILL DELTA/PHI RATIO                   0.000         0.000
DOWNHILL BETA ANGLE (SLOPE) [deg]        0.000         0.000
DOWNHILL DELTA/PHI RATIO                 0.000         0.000
DYN.WATER BEHAVIOUR                      0.000         0.000
Excess pore pressure RATIO Ru            0.000         0.000
SEISMIC PRESSURE LOWER VALUE             0.000         0.000
SEISMIC PRESSURE UPPER VALUE             0.000         0.000
SEISMIC PRESSURE LOWER LEVEL             0.000         0.000
SEISMIC PRESSURE UPPER LEVEL             0.000         0.000

=========================================================================================================end of step    1


STEP  NO.     2
                                        LEFT WALL    RIGHT WALL
Y                                        0.000       -0.9990E+30
Z-PC                                     0.000         0.000
Z-EXCAVATION                            -1.000         0.000
Z-WATER_TABLE                           -18.00       -0.9990E+30
Q_AT_THE_FREE_FIELD_LEVEL                0.000         0.000
ZQ                                       0.000         0.000
DZW_OF_THE_WATER_TABLE                   0.000         0.000
QS_ON_THE_EXCAVATION_SIDE                0.000         0.000
ZQS                                    -0.9990E+30   -0.9990E+30
ZCUT                                     0.000         0.000
BALANCE LEVEL FOR PORE PRESSURES        -15.50        -15.50
WATER_BEHAVIOUR_FLAG (LINING OPT)        0.000         0.000
PORE_UPDATE_FLAG                         0.000         0.000
PORE_TAB. _FLAG (gt.0= use tabs)         0.000         0.000
lateral thrusts reduction elevatio       0.000         0.000
Downhill reduction factor for effe       0.000         0.000
Downhill reduction factor for pore       0.000         0.000
Uphill reduction factor for effect       0.000         0.000
Uphill reduction factor for pore p       0.000         0.000
SEISMIC HORIZONTAL ACCEL. Kh [g]         0.000         0.000
UPHILL VERTICAL ACCEL.  Kv_uh [g]        0.000         0.000
```

DOWNHILL VERTICAL ACCEL.Kv_dh [g]	0.000	0.000
UPHILL BETA ANGLE (SLOPE) [deg]	0.000	0.000
UPHILL DELTA/PHI RATIO	0.000	0.000
DOWNHILL BETA ANGLE (SLOPE) [deg]	0.000	0.000
DOWNHILL DELTA/PHI RATIO	0.000	0.000
DYN.WATER BEHAVIOUR	0.000	0.000
Excess pore pressure RATIO Ru	0.000	0.000
SEISMIC PRESSURE LOWER VALUE	0.000	0.000
SEISMIC PRESSURE UPPER VALUE	0.000	0.000
SEISMIC PRESSURE LOWER LEVEL	0.000	0.000
SEISMIC PRESSURE UPPER LEVEL	0.000	0.000

==========end of step 2

STEP NO. 3

	LEFT WALL	RIGHT WALL
Y	0.000	-0.9990E+30
Z-PC	0.000	0.000
Z-EXCAVATION	-1.000	0.000
Z-WATER_TABLE	-18.00	-0.9990E+30
Q_AT_THE_FREE_FIELD_LEVEL	0.000	0.000
ZQ	0.000	0.000
DZW_OF_THE_WATER_TABLE	0.000	0.000
QS_ON_THE_EXCAVATION_SIDE	0.000	0.000
ZQS	-0.9990E+30	-0.9990E+30
ZCUT	0.000	0.000
BALANCE LEVEL FOR PORE PRESSURES	-15.50	-15.50
WATER_BEHAVIOUR_FLAG (LINING OPT)	0.000	0.000
PORE_UPDATE_FLAG	0.000	0.000
PORE_TAB. _FLAG (gt.0= use tabs)	0.000	0.000
lateral thrusts reduction elevatio	0.000	0.000
Downhill reduction factor for effe	0.000	0.000
Downhill reduction factor for pore	0.000	0.000
Uphill reduction factor for effect	0.000	0.000
Uphill reduction factor for pore p	0.000	0.000
SEISMIC HORIZONTAL ACCEL. Kh [g]	0.000	0.000
UPHILL VERTICAL ACCEL. Kv_uh [g]	0.000	0.000
DOWNHILL VERTICAL ACCEL.Kv_dh [g]	0.000	0.000
UPHILL BETA ANGLE (SLOPE) [deg]	0.000	0.000
UPHILL DELTA/PHI RATIO	0.000	0.000
DOWNHILL BETA ANGLE (SLOPE) [deg]	0.000	0.000
DOWNHILL DELTA/PHI RATIO	0.000	0.000
DYN.WATER BEHAVIOUR	0.000	0.000
Excess pore pressure RATIO Ru	0.000	0.000
SEISMIC PRESSURE LOWER VALUE	0.000	0.000
SEISMIC PRESSURE UPPER VALUE	0.000	0.000
SEISMIC PRESSURE LOWER LEVEL	0.000	0.000
SEISMIC PRESSURE UPPER LEVEL	0.000	0.000

==========end of step 3

STEP NO. 4

	LEFT WALL	RIGHT WALL
Y	0.000	-0.9990E+30
Z-PC	0.000	0.000
Z-EXCAVATION	-9.800	0.000
Z-WATER_TABLE	-18.00	-0.9990E+30
Q_AT_THE_FREE_FIELD_LEVEL	0.000	0.000
ZQ	0.000	0.000
DZW_OF_THE_WATER_TABLE	0.000	0.000
QS_ON_THE_EXCAVATION_SIDE	0.000	0.000
ZQS	-0.9990E+30	-0.9990E+30
ZCUT	0.000	0.000
BALANCE LEVEL FOR PORE PRESSURES	-15.50	-15.50
WATER_BEHAVIOUR_FLAG (LINING OPT)	0.000	0.000
PORE_UPDATE_FLAG	0.000	0.000
PORE_TAB. _FLAG (gt.0= use tabs)	0.000	0.000
lateral thrusts reduction elevatio	0.000	0.000
Downhill reduction factor for effe	0.000	0.000
Downhill reduction factor for pore	0.000	0.000
Uphill reduction factor for effect	0.000	0.000
Uphill reduction factor for pore p	0.000	0.000

SEISMIC HORIZONTAL ACCEL. Kh [g]	0.000	0.000
UPHILL VERTICAL ACCEL. Kv_uh [g]	0.000	0.000
DOWNHILL VERTICAL ACCEL.Kv_dh [g]	0.000	0.000
UPHILL BETA ANGLE (SLOPE) [deg]	0.000	0.000
UPHILL DELTA/PHI RATIO	0.000	0.000
DOWNHILL BETA ANGLE (SLOPE) [deg]	0.000	0.000
DOWNHILL DELTA/PHI RATIO	0.000	0.000
DYN.WATER BEHAVIOUR	0.000	0.000
Excess pore pressure RATIO Ru	0.000	0.000
SEISMIC PRESSURE LOWER VALUE	0.000	0.000
SEISMIC PRESSURE UPPER VALUE	0.000	0.000
SEISMIC PRESSURE LOWER LEVEL	0.000	0.000
SEISMIC PRESSURE UPPER LEVEL	0.000	0.000

==========end of step 4

STEP NO. 5

	LEFT WALL	RIGHT WALL
Y	0.000	-0.9990E+30
Z-PC	0.000	0.000
Z-EXCAVATION	-9.300	0.000
Z-WATER_TABLE	-18.00	-0.9990E+30
Q_AT_THE_FREE_FIELD_LEVEL	0.000	0.000
ZQ	0.000	0.000
DZW_OF_THE_WATER_TABLE	0.000	0.000
QS_ON_THE_EXCAVATION_SIDE	0.000	0.000
ZQS	-0.9990E+30	-0.9990E+30
ZCUT	0.000	0.000
BALANCE LEVEL FOR PORE PRESSURES	-15.50	-15.50
WATER_BEHAVIOUR_FLAG (LINING OPT)	0.000	0.000
PORE_UPDATE_FLAG	0.000	0.000
PORE_TAB. _FLAG (gt.0= use tabs)	0.000	0.000
lateral thrusts reduction elevatio	0.000	0.000
Downhill reduction factor for effe	0.000	0.000
Downhill reduction factor for pore	0.000	0.000
Uphill reduction factor for effect	0.000	0.000
Uphill reduction factor for pore p	0.000	0.000
SEISMIC HORIZONTAL ACCEL. Kh [g]	0.000	0.000
UPHILL VERTICAL ACCEL. Kv_uh [g]	0.000	0.000
DOWNHILL VERTICAL ACCEL.Kv_dh [g]	0.000	0.000
UPHILL BETA ANGLE (SLOPE) [deg]	0.000	0.000
UPHILL DELTA/PHI RATIO	0.000	0.000
DOWNHILL BETA ANGLE (SLOPE) [deg]	0.000	0.000
DOWNHILL DELTA/PHI RATIO	0.000	0.000
DYN.WATER BEHAVIOUR	0.000	0.000
Excess pore pressure RATIO Ru	0.000	0.000
SEISMIC PRESSURE LOWER VALUE	0.000	0.000
SEISMIC PRESSURE UPPER VALUE	0.000	0.000
SEISMIC PRESSURE LOWER LEVEL	0.000	0.000
SEISMIC PRESSURE UPPER LEVEL	0.000	0.000

==========end of step 5

STEP NO. 6

	LEFT WALL	RIGHT WALL
Y	0.000	-0.9990E+30
Z-PC	0.000	0.000
Z-EXCAVATION	-9.300	0.000
Z-WATER_TABLE	-18.00	-0.9990E+30
Q_AT_THE_FREE_FIELD_LEVEL	0.000	0.000
ZQ	0.000	0.000
DZW_OF_THE_WATER_TABLE	0.000	0.000
QS_ON_THE_EXCAVATION_SIDE	0.000	0.000
ZQS	-0.9990E+30	-0.9990E+30
ZCUT	0.000	0.000
BALANCE LEVEL FOR PORE PRESSURES	-15.50	-15.50
WATER_BEHAVIOUR_FLAG (LINING OPT)	0.000	0.000
PORE_UPDATE_FLAG	0.000	0.000
PORE_TAB. _FLAG (gt.0= use tabs)	0.000	0.000
lateral thrusts reduction elevatio	0.000	0.000
Downhill reduction factor for effe	0.000	0.000
Downhill reduction factor for pore	0.000	0.000

Uphill reduction factor for effect	0.000	0.000
Uphill reduction factor for pore p	0.000	0.000
SEISMIC HORIZONTAL ACCEL. Kh [g]	0.000	0.000
UPHILL VERTICAL ACCEL. Kv_uh [g]	0.000	0.000
DOWNHILL VERTICAL ACCEL.Kv_dh [g]	0.000	0.000
UPHILL BETA ANGLE (SLOPE) [deg]	0.000	0.000
UPHILL DELTA/PHI RATIO	0.000	0.000
DOWNHILL BETA ANGLE (SLOPE) [deg]	0.000	0.000
DOWNHILL DELTA/PHI RATIO	0.000	0.000
DYN.WATER BEHAVIOUR	0.000	0.000
Excess pore pressure RATIO Ru	0.000	0.000
SEISMIC PRESSURE LOWER VALUE	0.000	0.000
SEISMIC PRESSURE UPPER VALUE	0.000	0.000
SEISMIC PRESSURE LOWER LEVEL	0.000	0.000
SEISMIC PRESSURE UPPER LEVEL	0.000	0.000

==========end of step 6

LEFT-HAND WALL

LOWER LEVEL -15.50000
UPPER LEVEL 0.00000

RIGHT-HAND WALL

LOWER LEVEL -15.50000
UPPER LEVEL 0.00000

```
+-----------------------------------------------------------------------------------------------------------------------+
|                  PARATIEPLUS(TM)   NLS ENGINE RELEASE  2018.0    FULL VERSION  *Build date:Nov 13, 2017*             |
|                                                                                                                       |
|                                    NewProject.BaseDesignSection_28.A1M1R1_1183                                        |
|                                  Exe Time : 4 September 2018 18:06:51                                                 |
+-----------------------------------------------------------------------------------------------------------------------+
 I N I T I A L   S T R E S S   T A B L E S

            S E C T I O N

 NUMBER OF DEFINED TABLES             2


INPUT DATA FOR INITIAL STRESS SET NO.    1
PERTAINING SOIL ELEMENTS AT Y-COORD    0.0000

ACTIVATION TIME                              1.0000
END TIME (TIME BEYOND WHICH IT IS REMOVED)   6.0000

TYPE BOUSSINESQ

 HORIZONTAL DISTANCE (DY)           1.00000000000000
 FOUNDATION WIDTH    (B)            15.0000000000000
 ZETA-F.....                   0.000000000000000E+000
 Q-F .....                      23.0800000000000
 BETA .....                     45.0000000000000
 BEHAVIOUR (0=FREE, 1=REFLECTING)  0.000000000000000E+000


INPUT DATA FOR INITIAL STRESS SET NO.    2
PERTAINING SOIL ELEMENTS AT Y-COORD    0.0000

ACTIVATION TIME                              1.0000
END TIME (TIME BEYOND WHICH IT IS REMOVED)   6.0000

TYPE BOUSSINESQ

 HORIZONTAL DISTANCE (DY)           22.0000000000000
 FOUNDATION WIDTH    (B)            17.0000000000000
 ZETA-F.....                    2.70000000000000
 Q-F .....                      23.0800000000000
 BETA .....                     45.0000000000000
 BEHAVIOUR (0=FREE, 1=REFLECTING)  0.000000000000000E+000


 ELEMENT GROUPS BACKUP AREA CAN STAY IN CORE AT
 POSITION        7318

 NO. OF D.P.W  FOR THIS AREA      12023
 MAX NO. OF D.P.W. AVAILABLE      81920
 ** MAX NO OF ITERATIONS SET TO          40

ITER     0 RNORM = 0.000     RMNORM= 0.000
           RINORM=0.3679E+05 RIMNOR= 0.000
           RENORM=0.7356E-28 REMNOR= 0.000     RATIO =0.4471E-16 TOLER =0.1000E-03      CONVERGED !
           RFMAX = 25.47     RMMAX = 0.000
           RTSMAL=0.1000E-03 RMSMAL= 0.000
           RDT   =0.3679E+05 RDR   = 0.000
           RATIOT=0.4471E-16 RATIOR= 0.000
           MAX UN=0.7105E-14 IEQ=   276 NODE     56 DOF   1  Y-DISPL.F
           MIN UN=-.3553E-14 IEQ=   326 NODE     66 DOF   1  Y-DISPL.F
           NO. OF CONTACT CONSTRAINT VIOLATIONS     0
```

```
+-----------------------------------------------------------------------------------------------------------------------+
|                   PARATIEPLUS(TM)   NLS ENGINE RELEASE  2018.0    FULL VERSION  *Build date:Nov 13, 2017*             |
|                                                                                                                       |
|                                    NewProject.BaseDesignSection_28.A1M1R1_1183                                        |
|                                  Exe Time : 4 September 2018 18:06:51                                                 |
+-----------------------------------------------------------------------------------------------------------------------+
New Project
SOLUTION REACHED USING     0 ITERATIONS ON   40

no equilibrium iterations were performed to
obtain current solution

P R I N T   O U T   F O R   T I M E   S T E P    1     ( AT TIME   1.000     )

PRINT OUT OF ACTIVE COMPONENTS (FIXED NODES ARE NOT PRINTED OUT)
```

	Y-DISPL.F (02)	X-ROT. F (04)	Y-DISPL.S (08)	X-ROT. S (10)	Y-FORCE (14)	GAP	C-FORCE
1	0.000000	0.000000	0.000000	0.000000	0.000000	0.000000	0.000000
2	0.000000	0.000000	0.000000	0.000000	0.000000	0.000000	0.000000
3	0.000000	0.000000	0.000000	0.000000	0.000000	0.000000	0.000000
4	0.000000	0.000000	0.000000	0.000000	0.000000	0.000000	0.000000
5	0.000000	0.000000	0.000000	0.000000	0.000000	0.000000	0.000000
6	0.000000	0.000000	0.000000	0.000000	0.000000	0.000000	0.000000
7	0.000000	0.000000	0.000000	0.000000	0.000000	0.000000	0.000000
8	0.000000	0.000000	0.000000	0.000000	0.000000	0.000000	0.000000
9	0.000000	0.000000	0.000000	0.000000	0.000000	0.000000	0.000000
10	0.000000	0.000000	0.000000	0.000000	0.000000	0.000000	0.000000
11	0.000000	0.000000	0.000000	0.000000	0.000000	0.000000	0.000000
12	0.000000	0.000000	0.000000	0.000000	0.000000	0.000000	0.000000
13	0.000000	0.000000	0.000000	0.000000	0.000000	0.000000	0.000000
14	0.000000	0.000000	0.000000	0.000000	0.000000	0.000000	0.000000
15	0.000000	0.000000	0.000000	0.000000	0.000000	0.000000	0.000000
16	0.000000	0.000000	0.000000	0.000000	0.000000	0.000000	0.000000
17	0.000000	0.000000	0.000000	0.000000	0.000000	0.000000	0.000000
18	0.000000	0.000000	0.000000	0.000000	0.000000	0.000000	0.000000
19	0.000000	0.000000	0.000000	0.000000	0.000000	0.000000	0.000000
20	0.000000	0.000000	0.000000	0.000000	0.000000	0.000000	0.000000
21	0.000000	0.000000	0.000000	0.000000	0.000000	0.000000	0.000000
22	0.000000	0.000000	0.000000	0.000000	0.000000	0.000000	0.000000
23	0.000000	0.000000	0.000000	0.000000	0.000000	0.000000	0.000000
24	0.000000	0.000000	0.000000	0.000000	0.000000	0.000000	0.000000
25	0.000000	0.000000	0.000000	0.000000	0.000000	0.000000	0.000000
26	0.000000	0.000000	0.000000	0.000000	0.000000	0.000000	0.000000
27	0.000000	0.000000	0.000000	0.000000	0.000000	0.000000	0.000000
28	0.000000	0.000000	0.000000	0.000000	0.000000	0.000000	0.000000
29	0.000000	0.000000	0.000000	0.000000	0.000000	0.000000	0.000000
30	0.000000	0.000000	0.000000	0.000000	0.000000	0.000000	0.000000
31	0.000000	0.000000	0.000000	0.000000	0.000000	0.000000	0.000000
32	0.000000	0.000000	0.000000	0.000000	0.000000	0.000000	0.000000
33	0.000000	0.000000	0.000000	0.000000	0.000000	0.000000	0.000000
34	0.000000	0.000000	0.000000	0.000000	0.000000	0.000000	0.000000
35	0.000000	0.000000	0.000000	0.000000	0.000000	0.000000	0.000000
36	0.000000	0.000000	0.000000	0.000000	0.000000	0.000000	0.000000
37	0.000000	0.000000	0.000000	0.000000	0.000000	0.000000	0.000000
38	0.000000	0.000000	0.000000	0.000000	0.000000	0.000000	0.000000
39	0.000000	0.000000	0.000000	0.000000	0.000000	0.000000	0.000000
40	0.000000	0.000000	0.000000	0.000000	0.000000	0.000000	0.000000
41	0.000000	0.000000	0.000000	0.000000	0.000000	0.000000	0.000000
42	0.000000	0.000000	0.000000	0.000000	0.000000	0.000000	0.000000
43	0.000000	0.000000	0.000000	0.000000	0.000000	0.000000	0.000000
44	0.000000	0.000000	0.000000	0.000000	0.000000	0.000000	0.000000
45	0.000000	0.000000	0.000000	0.000000	0.000000	0.000000	0.000000
46	0.000000	0.000000	0.000000	0.000000	0.000000	0.000000	0.000000
47	0.000000	0.000000	0.000000	0.000000	0.000000	0.000000	0.000000
48	0.000000	0.000000	0.000000	0.000000	0.000000	0.000000	0.000000
49	0.000000	0.000000	0.000000	0.000000	0.000000	0.000000	0.000000
50	0.000000	0.000000	0.000000	0.000000	0.000000	0.000000	0.000000
51	0.000000	0.000000	0.000000	0.000000	0.000000	0.000000	0.000000
52	0.000000	0.000000	0.000000	0.000000	0.000000	0.000000	0.000000

53	0.000000	0.000000	0.000000	0.000000	0.000000	0.000000	0.000000
54	0.000000	0.000000	0.000000	0.000000	0.000000	0.000000	0.000000
55	0.000000	0.000000	0.000000	0.000000	0.000000	0.000000	0.000000
56	0.000000	0.000000	0.000000	0.000000	0.000000	0.000000	0.000000
57	0.000000	0.000000	0.000000	0.000000	0.000000	0.000000	0.000000
58	0.000000	0.000000	0.000000	0.000000	0.000000	0.000000	0.000000
59	0.000000	0.000000	0.000000	0.000000	0.000000	0.000000	0.000000
60	0.000000	0.000000	0.000000	0.000000	0.000000	0.000000	0.000000
61	0.000000	0.000000	0.000000	0.000000	0.000000	0.000000	0.000000
62	0.000000	0.000000	0.000000	0.000000	0.000000	0.000000	0.000000
63	0.000000	0.000000	0.000000	0.000000	0.000000	0.000000	0.000000
64	0.000000	0.000000	0.000000	0.000000	0.000000	0.000000	0.000000
65	0.000000	0.000000	0.000000	0.000000	0.000000	0.000000	0.000000
66	0.000000	0.000000	0.000000	0.000000	0.000000	0.000000	0.000000
67	0.000000	0.000000	0.000000	0.000000	0.000000	0.000000	0.000000
68	0.000000	0.000000	0.000000	0.000000	0.000000	0.000000	0.000000
69	0.000000	0.000000	0.000000	0.000000	0.000000	0.000000	0.000000
70	0.000000	0.000000	0.000000	0.000000	0.000000	0.000000	0.000000
71	0.000000	0.000000	0.000000	0.000000	0.000000	0.000000	0.000000
72	0.000000	0.000000	0.000000	0.000000	0.000000	0.000000	0.000000
73	0.000000	0.000000	0.000000	0.000000	0.000000	0.000000	0.000000
74	0.000000	0.000000	0.000000	0.000000	0.000000	0.000000	0.000000
75	0.000000	0.000000	0.000000	0.000000	0.000000	0.000000	0.000000
76	0.000000	0.000000	0.000000	0.000000	0.000000	0.000000	0.000000
77	0.000000	0.000000	0.000000	0.000000	0.000000	0.000000	0.000000
78	0.000000	0.000000	0.000000	0.000000	0.000000	0.000000	0.000000
79	0.000000	0.000000	0.000000	0.000000	0.000000	0.000000	0.000000

```
+-----------------------------------------------------------------------------------------------------------------------+
|                  PARATIEPLUS(TM)   NLS ENGINE RELEASE  2018.0    FULL VERSION  *Build date:Nov 13, 2017*              |
|                                                                                                                       |
|                                    NewProject.BaseDesignSection_28.A1M1R1_1183                                        |
|                                  Exe Time : 4 September 2018 18:06:51                                                 |
+-----------------------------------------------------------------------------------------------------------------------+
New Project


S T R E S S   R E S U L T S   F O R   G R O U P   N O.   1

0_L                                                          :
ELEMENT TYPE    5 NO.OF ELEMENTS. IN THIS GROUP   79
C U R R E N T   T I M E   I S      1.0000

 HARDENING 2D SOIL ELEMENT

 ****** TOTAL STRESS FORMULATION *****

  EL *   FORCE     DISPL-Y  VERTICAL-P  HORIZON.-P     MAX-V-P     MAX-H-P           STATE   STIFFNESS Z-LEVEL      PORE
E FACTOR    UFACTOR       Peq          Su_a         Su_p     LAYER
 ------------------------------------------------------------------------------------------------------------------------
-------------------------------------------------------------------------------------------
   1 D  7.7141E-02   0.000      7.2766E-03  0.7714      7.2766E-03  0.7714            V-C  2.5143E+04   0.000       0.000
1.000       1.000      0.7714       0.000       0.000     DI1_164_167_L_0
   2 D   1.021       0.000       3.246       5.106       3.246       5.106            V-C  2.5143E+04 -0.2000       0.000
1.000       1.000       5.106       0.000       0.000     DI1_164_167_L_0
   3 D   1.808       0.000       6.673       9.042       6.673       9.042            V-C  2.5143E+04 -0.4000       0.000
1.000       1.000       9.042       0.000       0.000     DI1_164_167_L_0
   4 D   2.479       0.000       10.34       12.40       10.34       12.40            V-C  2.5143E+04 -0.6000       0.000
1.000       1.000       12.40       0.000       0.000     DI1_164_167_L_0
   5 D   3.039       0.000       14.19       15.19       14.19       15.19            V-C  2.5143E+04 -0.8000       0.000
1.000       1.000       15.19       0.000       0.000     DI1_164_167_L_0
   6 D   3.513       0.000       18.11       17.57       18.11       17.57            V-C  2.5143E+04  -1.000       0.000
1.000       1.000       17.57       0.000       0.000     DI1_164_167_L_0
   7 D   3.929       0.000       22.08       19.64       22.08       19.64            V-C  2.5143E+04  -1.200       0.000
1.000       1.000       19.64       0.000       0.000     DI1_164_167_L_0
   8 D   4.304       0.000       26.28       21.52       26.28       21.52            V-C  2.5143E+04  -1.400       0.000
1.000       1.000       21.52       0.000       0.000     DI1_164_167_L_0
   9 D   4.655       0.000       30.30       23.27       30.30       23.27            V-C  2.5143E+04  -1.600       0.000
1.000       1.000       23.27       0.000       0.000     DI1_164_167_L_0
  10 D   4.988       0.000       35.12       24.94       35.12       24.94            V-C  2.5143E+04  -1.800       0.000
1.000       1.000       24.94       0.000       0.000     DI1_164_167_L_0
  11 D   5.310       0.000       38.82       26.55       38.82       26.55            V-C  2.5143E+04  -2.000       0.000
1.000       1.000       26.55       0.000       0.000     DI1_164_167_L_0
  12 D   5.624       0.000       42.45       28.12       42.45       28.12            V-C  2.5143E+04  -2.200       0.000
1.000       1.000       28.12       0.000       0.000     DI1_164_167_L_0
  13 D   5.933       0.000       46.73       29.67       46.73       29.67            V-C  2.5143E+04  -2.400       0.000
1.000       1.000       29.67       0.000       0.000     DI1_164_167_L_0
  14 D   6.239       0.000       50.21       31.19       50.21       31.19            V-C  2.5143E+04  -2.600       0.000
1.000       1.000       31.19       0.000       0.000     DI1_164_167_L_0
  15 D   6.542       0.000       53.66       32.71       53.66       32.71            V-C  2.5143E+04  -2.800       0.000
1.000       1.000       32.71       0.000       0.000     DI1_164_167_L_0
  16 D   6.843       0.000       57.66       34.22       57.66       34.22            V-C  2.5143E+04  -3.000       0.000
1.000       1.000       34.22       0.000       0.000     DI1_164_167_L_0
  17 D   7.143       0.000       61.03       35.72       61.03       35.72            V-C  2.5143E+04  -3.200       0.000
1.000       1.000       35.72       0.000       0.000     DI1_164_167_L_0
  18 D   7.442       0.000       64.89       37.21       64.89       37.21            V-C  2.5143E+04  -3.400       0.000
1.000       1.000       37.21       0.000       0.000     DI1_164_167_L_0
  19 D   7.741       0.000       68.21       38.70       68.21       38.70            V-C  2.5143E+04  -3.600       0.000
1.000       1.000       38.70       0.000       0.000     DI1_164_167_L_0
  20 D   8.039       0.000       71.52       40.20       71.52       40.20            V-C  2.5143E+04  -3.800       0.000
1.000       1.000       40.20       0.000       0.000     DI1_164_167_L_0
  21 D   8.337       0.000       74.82       41.68       74.82       41.68            V-C  2.5143E+04  -4.000       0.000
1.000       1.000       41.68       0.000       0.000     DI1_164_167_L_0
  22 D   8.634       0.000       78.52       43.17       78.52       43.17            V-C  2.5143E+04  -4.200       0.000
1.000       1.000       43.17       0.000       0.000     DI1_164_167_L_0
  23 D   8.932       0.000       81.80       44.66       81.80       44.66            V-C  2.5143E+04  -4.400       0.000
1.000       1.000       44.66       0.000       0.000     DI1_164_167_L_0
  24 D   9.229       0.000       85.06       46.15       85.06       46.15            V-C  2.5143E+04  -4.600       0.000
1.000       1.000       46.15       0.000       0.000     DI1_164_167_L_0
```

25 D	9.527	0.000	88.69	47.63	88.69	47.63	V-C	2.5143E+04	-4.800	0.000		
1.000	1.000	47.63	0.000	0.000	DI1_164_167_L_0							
26 D	9.824	0.000	91.94	49.12	91.94	49.12	V-C	6.0600E+04	-5.000	0.000		
1.000	1.000	49.12	0.000	0.000	DI2_165_168_L_0							
27 D	10.12	0.000	95.18	50.61	95.18	50.61	V-C	6.0600E+04	-5.200	0.000		
1.000	1.000	50.61	0.000	0.000	DI2_165_168_L_0							
28 D	10.42	0.000	98.75	52.10	98.75	52.10	V-C	6.0600E+04	-5.400	0.000		
1.000	1.000	52.10	0.000	0.000	DI2_165_168_L_0							
29 D	10.72	0.000	102.0	53.59	102.0	53.59	V-C	6.0600E+04	-5.600	0.000		
1.000	1.000	53.59	0.000	0.000	DI2_165_168_L_0							
30 D	11.02	0.000	105.2	55.08	105.2	55.08	V-C	6.0600E+04	-5.800	0.000		
1.000	1.000	55.08	0.000	0.000	DI2_165_168_L_0							
31 D	11.31	0.000	108.7	56.57	108.7	56.57	V-C	6.0600E+04	-6.000	0.000		
1.000	1.000	56.57	0.000	0.000	DI2_165_168_L_0							
32 D	11.61	0.000	112.0	58.07	112.0	58.07	V-C	6.0600E+04	-6.200	0.000		
1.000	1.000	58.07	0.000	0.000	DI2_165_168_L_0							
33 D	11.91	0.000	115.2	59.56	115.2	59.56	V-C	6.0600E+04	-6.400	0.000		
1.000	1.000	59.56	0.000	0.000	DI2_165_168_L_0							
34 D	12.21	0.000	118.7	61.05	118.7	61.05	V-C	6.0600E+04	-6.600	0.000		
1.000	1.000	61.05	0.000	0.000	DI2_165_168_L_0							
35 D	12.51	0.000	121.9	62.55	121.9	62.55	V-C	6.0600E+04	-6.800	0.000		
1.000	1.000	62.55	0.000	0.000	DI2_165_168_L_0							
36 D	12.81	0.000	125.1	64.05	125.1	64.05	V-C	6.0600E+04	-7.000	0.000		
1.000	1.000	64.05	0.000	0.000	DI2_165_168_L_0							
37 D	13.11	0.000	128.5	65.55	128.5	65.55	V-C	6.0600E+04	-7.200	0.000		
1.000	1.000	65.55	0.000	0.000	DI2_165_168_L_0							
38 D	13.41	0.000	131.8	67.05	131.8	67.05	V-C	6.0600E+04	-7.400	0.000		
1.000	1.000	67.05	0.000	0.000	DI2_165_168_L_0							
39 D	13.71	0.000	135.0	68.55	135.0	68.55	V-C	6.0600E+04	-7.600	0.000		
1.000	1.000	68.55	0.000	0.000	DI2_165_168_L_0							
40 D	14.01	0.000	138.4	70.05	138.4	70.05	V-C	6.0600E+04	-7.800	0.000		
1.000	1.000	70.05	0.000	0.000	DI2_165_168_L_0							
41 D	14.31	0.000	141.6	71.56	141.6	71.56	V-C	6.0600E+04	-8.000	0.000		
1.000	1.000	71.56	0.000	0.000	DI2_165_168_L_0							
42 D	14.61	0.000	144.8	73.07	144.8	73.07	V-C	6.0600E+04	-8.200	0.000		
1.000	1.000	73.07	0.000	0.000	DI2_165_168_L_0							
43 D	14.91	0.000	148.2	74.57	148.2	74.57	V-C	6.0600E+04	-8.400	0.000		
1.000	1.000	74.57	0.000	0.000	DI2_165_168_L_0							
44 D	15.22	0.000	151.4	76.08	151.4	76.08	V-C	6.0600E+04	-8.600	0.000		
1.000	1.000	76.08	0.000	0.000	DI2_165_168_L_0							
45 D	15.52	0.000	154.6	77.59	154.6	77.59	V-C	6.0600E+04	-8.800	0.000		
1.000	1.000	77.59	0.000	0.000	DI2_165_168_L_0							
46 D	15.82	0.000	158.0	79.10	158.0	79.10	V-C	6.0600E+04	-9.000	0.000		
1.000	1.000	79.10	0.000	0.000	DI2_165_168_L_0							
47 D	12.09	0.000	161.2	80.62	161.2	80.62	V-C	6.0600E+04	-9.200	0.000		
1.000	1.000	80.62	0.000	0.000	DI2_165_168_L_0							
48 D	12.21	0.000	162.9	81.37	162.9	81.37	V-C	6.0600E+04	-9.300	0.000		
1.000	1.000	81.37	0.000	0.000	DI2_165_168_L_0							
49 D	16.58	0.000	166.1	82.89	166.1	82.89	V-C	6.0600E+04	-9.500	0.000		
1.000	1.000	82.89	0.000	0.000	DI2_165_168_L_0							
50 D	16.88	0.000	169.3	84.40	169.3	84.40	V-C	6.0600E+04	-9.700	0.000		
1.000	1.000	84.40	0.000	0.000	DI2_165_168_L_0							
51 D	17.18	0.000	172.7	85.92	172.7	85.92	V-C	6.0600E+04	-9.900	0.000		
1.000	1.000	85.92	0.000	0.000	DI2_165_168_L_0							
52 D	17.49	0.000	175.9	87.44	175.9	87.44	V-C	6.0600E+04	-10.10	0.000		
1.000	1.000	87.44	0.000	0.000	DI2_165_168_L_0							
53 D	17.79	0.000	179.1	88.96	179.1	88.96	V-C	6.0600E+04	-10.30	0.000		
1.000	1.000	88.96	0.000	0.000	DI2_165_168_L_0							
54 D	18.10	0.000	182.5	90.48	182.5	90.48	V-C	6.0600E+04	-10.50	0.000		
1.000	1.000	90.48	0.000	0.000	DI2_165_168_L_0							
55 D	18.40	0.000	185.7	92.00	185.7	92.00	V-C	6.0600E+04	-10.70	0.000		
1.000	1.000	92.00	0.000	0.000	DI2_165_168_L_0							
56 D	18.71	0.000	188.9	93.53	188.9	93.53	V-C	6.0600E+04	-10.90	0.000		
1.000	1.000	93.53	0.000	0.000	DI2_165_168_L_0							
57 D	19.01	0.000	192.3	95.05	192.3	95.05	V-C	6.0600E+04	-11.10	0.000		
1.000	1.000	95.05	0.000	0.000	DI2_165_168_L_0							
58 D	19.32	0.000	195.5	96.58	195.5	96.58	V-C	6.0600E+04	-11.30	0.000		
1.000	1.000	96.58	0.000	0.000	DI2_165_168_L_0							
59 D	19.62	0.000	198.7	98.11	198.7	98.11	V-C	6.0600E+04	-11.50	0.000		
1.000	1.000	98.11	0.000	0.000	DI2_165_168_L_0							
60 D	19.93	0.000	202.0	99.64	202.0	99.64	V-C	6.0600E+04	-11.70	0.000		
1.000	1.000	99.64	0.000	0.000	DI2_165_168_L_0							
61 D	20.23	0.000	205.2	101.2	205.2	101.2	V-C	6.0600E+04	-11.90	0.000		
1.000	1.000	101.2	0.000	0.000	DI2_165_168_L_0							

62 D	20.54	0.000	208.4	102.7	208.4	102.7	V-C	6.0600E+04	-12.10	0.000	
1.000	1.000	102.7	0.000	0.000	DI2_165_168_L_0						
63 D	20.85	0.000	211.8	104.2	211.8	104.2	V-C	6.0600E+04	-12.30	0.000	
1.000	1.000	104.2	0.000	0.000	DI2_165_168_L_0						
64 D	21.15	0.000	215.0	105.8	215.0	105.8	V-C	6.0600E+04	-12.50	0.000	
1.000	1.000	105.8	0.000	0.000	DI2_165_168_L_0						
65 D	21.46	0.000	218.2	107.3	218.2	107.3	V-C	6.0600E+04	-12.70	0.000	
1.000	1.000	107.3	0.000	0.000	DI2_165_168_L_0						
66 D	21.77	0.000	221.5	108.8	221.5	108.8	V-C	6.0600E+04	-12.90	0.000	
1.000	1.000	108.8	0.000	0.000	DI2_165_168_L_0						
67 D	22.07	0.000	224.7	110.4	224.7	110.4	V-C	6.0600E+04	-13.10	0.000	
1.000	1.000	110.4	0.000	0.000	DI2_165_168_L_0						
68 D	22.38	0.000	227.9	111.9	227.9	111.9	V-C	6.0600E+04	-13.30	0.000	
1.000	1.000	111.9	0.000	0.000	DI2_165_168_L_0						
69 D	22.69	0.000	231.2	113.4	231.2	113.4	V-C	6.0600E+04	-13.50	0.000	
1.000	1.000	113.4	0.000	0.000	DI2_165_168_L_0						
70 D	23.00	0.000	234.4	115.0	234.4	115.0	V-C	6.0600E+04	-13.70	0.000	
1.000	1.000	115.0	0.000	0.000	DI2_165_168_L_0						
71 D	23.30	0.000	237.6	116.5	237.6	116.5	V-C	6.0600E+04	-13.90	0.000	
1.000	1.000	116.5	0.000	0.000	DI2_165_168_L_0						
72 D	23.61	0.000	241.0	118.1	241.0	118.1	V-C	6.0600E+04	-14.10	0.000	
1.000	1.000	118.1	0.000	0.000	DI2_165_168_L_0						
73 D	23.92	0.000	244.2	119.6	244.2	119.6	V-C	6.0600E+04	-14.30	0.000	
1.000	1.000	119.6	0.000	0.000	DI2_165_168_L_0						
74 D	24.23	0.000	247.4	121.1	247.4	121.1	V-C	6.0600E+04	-14.50	0.000	
1.000	1.000	121.1	0.000	0.000	DI2_165_168_L_0						
75 D	24.54	0.000	250.7	122.7	250.7	122.7	V-C	6.0600E+04	-14.70	0.000	
1.000	1.000	122.7	0.000	0.000	DI2_165_168_L_0						
76 D	24.85	0.000	253.9	124.2	253.9	124.2	V-C	6.0600E+04	-14.90	0.000	
1.000	1.000	124.2	0.000	0.000	DI2_165_168_L_0						
77 D	25.16	0.000	257.1	125.8	257.1	125.8	V-C	6.0600E+04	-15.10	0.000	
1.000	1.000	125.8	0.000	0.000	DI2_165_168_L_0						
78 D	25.47	0.000	260.4	127.3	260.4	127.3	V-C	6.0600E+04	-15.30	0.000	
1.000	1.000	127.3	0.000	0.000	DI2_165_168_L_0						
79 D	12.89	0.000	263.6	128.9	263.6	128.9	V-C	6.0600E+04	-15.50	0.000	
1.000	1.000	128.9	0.000	0.000	DI2_165_168_L_0						

```
+-------------------------------------------------------------------------------------------------------------------------------+
|                   PARATIEPLUS(TM)   NLS ENGINE RELEASE  2018.0    FULL VERSION  *Build date:Nov 13, 2017*                    |
|                                                                                                                               |
|                                    NewProject.BaseDesignSection_28.A1M1R1_1183                                                |
|                                  Exe Time : 4 September 2018 18:06:51                                                         |
+-------------------------------------------------------------------------------------------------------------------------------+
New Project


S T R E S S   R E S U L T S   F O R   G R O U P   N O.   2

0_R                                                          :
ELEMENT TYPE    5 NO.OF ELEMENTS. IN THIS GROUP   79
C U R R E N T   T I M E   I S      1.0000

 HARDENING 2D SOIL ELEMENT

 ****** TOTAL STRESS FORMULATION *****

  EL *   FORCE     DISPL-Y  VERTICAL-P  HORIZON.-P     MAX-V-P     MAX-H-P           STATE   STIFFNESS Z-LEVEL      PORE
E FACTOR    UFACTOR       Peq           Su_a         Su_p     LAYER
 ------------------------------------------------------------------------------------------------------------------------------
-------------------------------------------------------------------------------------------
   1 D  7.7141E-02   0.000       0.000      0.7714       0.000      0.7714            V-C  1.6762E+04   0.000       0.000
1.000       1.000      0.7714       0.000       0.000     DI1_164_167_L_0
   2 D   1.021       0.000       3.200       5.106       3.200       5.106            V-C  1.6762E+04 -0.2000       0.000
1.000       1.000       5.106       0.000       0.000     DI1_164_167_L_0
   3 D   1.808       0.000       6.400       9.042       6.400       9.042            V-C  1.6762E+04 -0.4000       0.000
1.000       1.000       9.042       0.000       0.000     DI1_164_167_L_0
   4 D   2.479       0.000       9.600       12.40       9.600       12.40            V-C  1.6762E+04 -0.6000       0.000
1.000       1.000       12.40       0.000       0.000     DI1_164_167_L_0
   5 D   3.039       0.000       12.80       15.19       12.80       15.19            V-C  1.6762E+04 -0.8000       0.000
1.000       1.000       15.19       0.000       0.000     DI1_164_167_L_0
   6 D   3.513       0.000       16.00       17.57       16.00       17.57            V-C  1.6762E+04  -1.000       0.000
1.000       1.000       17.57       0.000       0.000     DI1_164_167_L_0
   7 D   3.929       0.000       19.20       19.64       19.20       19.64            V-C  1.6762E+04  -1.200       0.000
1.000       1.000       19.64       0.000       0.000     DI1_164_167_L_0
   8 D   4.304       0.000       22.40       21.52       22.40       21.52            V-C  1.6762E+04  -1.400       0.000
1.000       1.000       21.52       0.000       0.000     DI1_164_167_L_0
   9 D   4.655       0.000       25.60       23.27       25.60       23.27            V-C  1.6762E+04  -1.600       0.000
1.000       1.000       23.27       0.000       0.000     DI1_164_167_L_0
  10 D   4.988       0.000       28.80       24.94       28.80       24.94            V-C  1.6762E+04  -1.800       0.000
1.000       1.000       24.94       0.000       0.000     DI1_164_167_L_0
  11 D   5.310       0.000       32.00       26.55       32.00       26.55            V-C  1.6762E+04  -2.000       0.000
1.000       1.000       26.55       0.000       0.000     DI1_164_167_L_0
  12 D   5.624       0.000       35.20       28.12       35.20       28.12            V-C  1.6762E+04  -2.200       0.000
1.000       1.000       28.12       0.000       0.000     DI1_164_167_L_0
  13 D   5.933       0.000       38.40       29.67       38.40       29.67            V-C  1.6762E+04  -2.400       0.000
1.000       1.000       29.67       0.000       0.000     DI1_164_167_L_0
  14 D   6.239       0.000       41.60       31.19       41.60       31.19            V-C  1.6762E+04  -2.600       0.000
1.000       1.000       31.19       0.000       0.000     DI1_164_167_L_0
  15 D   6.542       0.000       44.80       32.71       44.80       32.71            V-C  1.6762E+04  -2.800       0.000
1.000       1.000       32.71       0.000       0.000     DI1_164_167_L_0
  16 D   6.843       0.000       48.00       34.22       48.00       34.22            V-C  1.6762E+04  -3.000       0.000
1.000       1.000       34.22       0.000       0.000     DI1_164_167_L_0
  17 D   7.143       0.000       51.20       35.72       51.20       35.72            V-C  1.6762E+04  -3.200       0.000
1.000       1.000       35.72       0.000       0.000     DI1_164_167_L_0
  18 D   7.442       0.000       54.40       37.21       54.40       37.21            V-C  1.6762E+04  -3.400       0.000
1.000       1.000       37.21       0.000       0.000     DI1_164_167_L_0
  19 D   7.741       0.000       57.60       38.70       57.60       38.70            V-C  1.6762E+04  -3.600       0.000
1.000       1.000       38.70       0.000       0.000     DI1_164_167_L_0
  20 D   8.039       0.000       60.80       40.20       60.80       40.20            V-C  1.6762E+04  -3.800       0.000
1.000       1.000       40.20       0.000       0.000     DI1_164_167_L_0
  21 D   8.337       0.000       64.00       41.68       64.00       41.68            V-C  1.6762E+04  -4.000       0.000
1.000       1.000       41.68       0.000       0.000     DI1_164_167_L_0
  22 D   8.634       0.000       67.20       43.17       67.20       43.17            V-C  1.6762E+04  -4.200       0.000
1.000       1.000       43.17       0.000       0.000     DI1_164_167_L_0
  23 D   8.932       0.000       70.40       44.66       70.40       44.66            V-C  1.6762E+04  -4.400       0.000
1.000       1.000       44.66       0.000       0.000     DI1_164_167_L_0
  24 D   9.229       0.000       73.60       46.15       73.60       46.15            V-C  1.6762E+04  -4.600       0.000
1.000       1.000       46.15       0.000       0.000     DI1_164_167_L_0
```

25 D	9.527	0.000	76.80	47.63	76.80	47.63	V-C	1.6762E+04	-4.800	0.000		
1.000	1.000	47.63	0.000	0.000	DI1_164_167_L_0							
26 D	9.824	0.000	80.00	49.12	80.00	49.12	V-C	3.5730E+04	-5.000	0.000		
1.000	1.000	49.12	0.000	0.000	DI2_165_168_L_0							
27 D	10.12	0.000	83.20	50.61	83.20	50.61	V-C	3.5730E+04	-5.200	0.000		
1.000	1.000	50.61	0.000	0.000	DI2_165_168_L_0							
28 D	10.42	0.000	86.40	52.10	86.40	52.10	V-C	3.5730E+04	-5.400	0.000		
1.000	1.000	52.10	0.000	0.000	DI2_165_168_L_0							
29 D	10.72	0.000	89.60	53.59	89.60	53.59	V-C	3.5730E+04	-5.600	0.000		
1.000	1.000	53.59	0.000	0.000	DI2_165_168_L_0							
30 D	11.02	0.000	92.80	55.08	92.80	55.08	V-C	3.5730E+04	-5.800	0.000		
1.000	1.000	55.08	0.000	0.000	DI2_165_168_L_0							
31 D	11.31	0.000	96.00	56.57	96.00	56.57	V-C	3.5730E+04	-6.000	0.000		
1.000	1.000	56.57	0.000	0.000	DI2_165_168_L_0							
32 D	11.61	0.000	99.20	58.07	99.20	58.07	V-C	3.5730E+04	-6.200	0.000		
1.000	1.000	58.07	0.000	0.000	DI2_165_168_L_0							
33 D	11.91	0.000	102.4	59.56	102.4	59.56	V-C	3.5730E+04	-6.400	0.000		
1.000	1.000	59.56	0.000	0.000	DI2_165_168_L_0							
34 D	12.21	0.000	105.6	61.05	105.6	61.05	V-C	3.5730E+04	-6.600	0.000		
1.000	1.000	61.05	0.000	0.000	DI2_165_168_L_0							
35 D	12.51	0.000	108.8	62.55	108.8	62.55	V-C	3.5730E+04	-6.800	0.000		
1.000	1.000	62.55	0.000	0.000	DI2_165_168_L_0							
36 D	12.81	0.000	112.0	64.05	112.0	64.05	V-C	3.5730E+04	-7.000	0.000		
1.000	1.000	64.05	0.000	0.000	DI2_165_168_L_0							
37 D	13.11	0.000	115.2	65.55	115.2	65.55	V-C	3.5730E+04	-7.200	0.000		
1.000	1.000	65.55	0.000	0.000	DI2_165_168_L_0							
38 D	13.41	0.000	118.4	67.05	118.4	67.05	V-C	3.5730E+04	-7.400	0.000		
1.000	1.000	67.05	0.000	0.000	DI2_165_168_L_0							
39 D	13.71	0.000	121.6	68.55	121.6	68.55	V-C	3.5730E+04	-7.600	0.000		
1.000	1.000	68.55	0.000	0.000	DI2_165_168_L_0							
40 D	14.01	0.000	124.8	70.05	124.8	70.05	V-C	3.5730E+04	-7.800	0.000		
1.000	1.000	70.05	0.000	0.000	DI2_165_168_L_0							
41 D	14.31	0.000	128.0	71.56	128.0	71.56	V-C	3.5730E+04	-8.000	0.000		
1.000	1.000	71.56	0.000	0.000	DI2_165_168_L_0							
42 D	14.61	0.000	131.2	73.07	131.2	73.07	V-C	3.5730E+04	-8.200	0.000		
1.000	1.000	73.07	0.000	0.000	DI2_165_168_L_0							
43 D	14.91	0.000	134.4	74.57	134.4	74.57	V-C	3.5730E+04	-8.400	0.000		
1.000	1.000	74.57	0.000	0.000	DI2_165_168_L_0							
44 D	15.22	0.000	137.6	76.08	137.6	76.08	V-C	3.5730E+04	-8.600	0.000		
1.000	1.000	76.08	0.000	0.000	DI2_165_168_L_0							
45 D	15.52	0.000	140.8	77.59	140.8	77.59	V-C	3.5730E+04	-8.800	0.000		
1.000	1.000	77.59	0.000	0.000	DI2_165_168_L_0							
46 D	15.82	0.000	144.0	79.10	144.0	79.10	V-C	3.5730E+04	-9.000	0.000		
1.000	1.000	79.10	0.000	0.000	DI2_165_168_L_0							
47 D	12.09	0.000	147.2	80.62	147.2	80.62	V-C	3.5730E+04	-9.200	0.000		
1.000	1.000	80.62	0.000	0.000	DI2_165_168_L_0							
48 D	12.21	0.000	148.8	81.37	148.8	81.37	V-C	3.5730E+04	-9.300	0.000		
1.000	1.000	81.37	0.000	0.000	DI2_165_168_L_0							
49 D	16.58	0.000	152.0	82.89	152.0	82.89	V-C	3.5730E+04	-9.500	0.000		
1.000	1.000	82.89	0.000	0.000	DI2_165_168_L_0							
50 D	16.88	0.000	155.2	84.40	155.2	84.40	V-C	3.5730E+04	-9.700	0.000		
1.000	1.000	84.40	0.000	0.000	DI2_165_168_L_0							
51 D	17.18	0.000	158.4	85.92	158.4	85.92	V-C	3.5730E+04	-9.900	0.000		
1.000	1.000	85.92	0.000	0.000	DI2_165_168_L_0							
52 D	17.49	0.000	161.6	87.44	161.6	87.44	V-C	3.5730E+04	-10.10	0.000		
1.000	1.000	87.44	0.000	0.000	DI2_165_168_L_0							
53 D	17.79	0.000	164.8	88.96	164.8	88.96	V-C	3.5730E+04	-10.30	0.000		
1.000	1.000	88.96	0.000	0.000	DI2_165_168_L_0							
54 D	18.10	0.000	168.0	90.48	168.0	90.48	V-C	3.5730E+04	-10.50	0.000		
1.000	1.000	90.48	0.000	0.000	DI2_165_168_L_0							
55 D	18.40	0.000	171.2	92.00	171.2	92.00	V-C	3.5730E+04	-10.70	0.000		
1.000	1.000	92.00	0.000	0.000	DI2_165_168_L_0							
56 D	18.71	0.000	174.4	93.53	174.4	93.53	V-C	3.5730E+04	-10.90	0.000		
1.000	1.000	93.53	0.000	0.000	DI2_165_168_L_0							
57 D	19.01	0.000	177.6	95.05	177.6	95.05	V-C	3.5730E+04	-11.10	0.000		
1.000	1.000	95.05	0.000	0.000	DI2_165_168_L_0							
58 D	19.32	0.000	180.8	96.58	180.8	96.58	V-C	3.5730E+04	-11.30	0.000		
1.000	1.000	96.58	0.000	0.000	DI2_165_168_L_0							
59 D	19.62	0.000	184.0	98.11	184.0	98.11	V-C	3.5730E+04	-11.50	0.000		
1.000	1.000	98.11	0.000	0.000	DI2_165_168_L_0							
60 D	19.93	0.000	187.2	99.64	187.2	99.64	V-C	3.5730E+04	-11.70	0.000		
1.000	1.000	99.64	0.000	0.000	DI2_165_168_L_0							
61 D	20.23	0.000	190.4	101.2	190.4	101.2	V-C	3.5730E+04	-11.90	0.000		
1.000	1.000	101.2	0.000	0.000	DI2_165_168_L_0							

62 D	20.54	0.000	193.6	102.7	193.6	102.7	V-C	3.5730E+04	-12.10	0.000
1.000	1.000	102.7	0.000	0.000	DI2_165_168_L_0					
63 D	20.85	0.000	196.8	104.2	196.8	104.2	V-C	3.5730E+04	-12.30	0.000
1.000	1.000	104.2	0.000	0.000	DI2_165_168_L_0					
64 D	21.15	0.000	200.0	105.8	200.0	105.8	V-C	3.5730E+04	-12.50	0.000
1.000	1.000	105.8	0.000	0.000	DI2_165_168_L_0					
65 D	21.46	0.000	203.2	107.3	203.2	107.3	V-C	3.5730E+04	-12.70	0.000
1.000	1.000	107.3	0.000	0.000	DI2_165_168_L_0					
66 D	21.77	0.000	206.4	108.8	206.4	108.8	V-C	3.5730E+04	-12.90	0.000
1.000	1.000	108.8	0.000	0.000	DI2_165_168_L_0					
67 D	22.07	0.000	209.6	110.4	209.6	110.4	V-C	3.5730E+04	-13.10	0.000
1.000	1.000	110.4	0.000	0.000	DI2_165_168_L_0					
68 D	22.38	0.000	212.8	111.9	212.8	111.9	V-C	3.5730E+04	-13.30	0.000
1.000	1.000	111.9	0.000	0.000	DI2_165_168_L_0					
69 D	22.69	0.000	216.0	113.4	216.0	113.4	V-C	3.5730E+04	-13.50	0.000
1.000	1.000	113.4	0.000	0.000	DI2_165_168_L_0					
70 D	23.00	0.000	219.2	115.0	219.2	115.0	V-C	3.5730E+04	-13.70	0.000
1.000	1.000	115.0	0.000	0.000	DI2_165_168_L_0					
71 D	23.30	0.000	222.4	116.5	222.4	116.5	V-C	3.5730E+04	-13.90	0.000
1.000	1.000	116.5	0.000	0.000	DI2_165_168_L_0					
72 D	23.61	0.000	225.6	118.1	225.6	118.1	V-C	3.5730E+04	-14.10	0.000
1.000	1.000	118.1	0.000	0.000	DI2_165_168_L_0					
73 D	23.92	0.000	228.8	119.6	228.8	119.6	V-C	3.5730E+04	-14.30	0.000
1.000	1.000	119.6	0.000	0.000	DI2_165_168_L_0					
74 D	24.23	0.000	232.0	121.1	232.0	121.1	V-C	3.5730E+04	-14.50	0.000
1.000	1.000	121.1	0.000	0.000	DI2_165_168_L_0					
75 D	24.54	0.000	235.2	122.7	235.2	122.7	V-C	3.5730E+04	-14.70	0.000
1.000	1.000	122.7	0.000	0.000	DI2_165_168_L_0					
76 D	24.85	0.000	238.4	124.2	238.4	124.2	V-C	3.5730E+04	-14.90	0.000
1.000	1.000	124.2	0.000	0.000	DI2_165_168_L_0					
77 D	25.16	0.000	241.6	125.8	241.6	125.8	V-C	3.5730E+04	-15.10	0.000
1.000	1.000	125.8	0.000	0.000	DI2_165_168_L_0					
78 D	25.47	0.000	244.8	127.3	244.8	127.3	V-C	3.5730E+04	-15.30	0.000
1.000	1.000	127.3	0.000	0.000	DI2_165_168_L_0					
79 D	12.89	0.000	248.0	128.9	248.0	128.9	V-C	3.5730E+04	-15.50	0.000
1.000	1.000	128.9	0.000	0.000	DI2_165_168_L_0					

```
+-------------------------------------------------------------------------------------------------------------------------+
|                   PARATIEPLUS(TM)   NLS ENGINE RELEASE  2018.0    FULL VERSION  *Build date:Nov 13, 2017*               |
|                                                                                                                         |
|                                     NewProject.BaseDesignSection_28.A1M1R1_1183                                         |
|                                  Exe Time : 4 September 2018 18:06:51                                                   |
+-------------------------------------------------------------------------------------------------------------------------+
New Project


S T R E S S   R E S U L T S   F O R   G R O U P   N O.   3

WallElement_33                                                :
ELEMENT TYPE    2 NO.OF ELEMENTS. IN THIS GROUP   78
C U R R E N T   T I M E   I S     1.0000

 WALL2D ELEMENT

   EL      TA          TB          MA          MB
-------------------------------------------------------
    1  0.0000      0.0000      0.0000      0.0000
    2  0.0000      0.0000      0.0000      0.0000
    3  0.0000      0.0000      0.0000      0.0000
    4  0.0000      0.0000      0.0000      0.0000
    5  0.0000      0.0000      0.0000      0.0000
    6  0.0000      0.0000      0.0000      0.0000
    7  0.0000      0.0000      0.0000      0.0000
    8  0.0000      0.0000      0.0000      0.0000
    9  0.0000      0.0000      0.0000      0.0000
   10  0.0000      0.0000      0.0000      0.0000
   11  0.0000      0.0000      0.0000      0.0000
   12  0.0000      0.0000      0.0000      0.0000
   13  0.0000      0.0000      0.0000      0.0000
   14  0.0000      0.0000      0.0000      0.0000
   15  0.0000      0.0000      0.0000      0.0000
   16  0.0000      0.0000      0.0000      0.0000
   17  0.0000      0.0000      0.0000      0.0000
   18  0.0000      0.0000      0.0000      0.0000
   19  0.0000      0.0000      0.0000      0.0000
   20  0.0000      0.0000      0.0000      0.0000
   21  0.0000      0.0000      0.0000      0.0000
   22  0.0000      0.0000      0.0000      0.0000
   23  0.0000      0.0000      0.0000      0.0000
   24  0.0000      0.0000      0.0000      0.0000
   25  0.0000      0.0000      0.0000      0.0000
   26  0.0000      0.0000      0.0000      0.0000
   27  0.0000      0.0000      0.0000      0.0000
   28  0.0000      0.0000      0.0000      0.0000
   29  0.0000      0.0000      0.0000      0.0000
   30  0.0000      0.0000      0.0000      0.0000
   31  0.0000      0.0000      0.0000      0.0000
   32  0.0000      0.0000      0.0000      0.0000
   33  0.0000      0.0000      0.0000      0.0000
   34  0.0000      0.0000      0.0000      0.0000
   35  0.0000      0.0000      0.0000      0.0000
   36  0.0000      0.0000      0.0000      0.0000
   37  0.0000      0.0000      0.0000      0.0000
   38  0.0000      0.0000      0.0000      0.0000
   39  0.0000      0.0000      0.0000      0.0000
   40  0.0000      0.0000      0.0000      0.0000
   41  0.0000      0.0000      0.0000      0.0000
   42  0.0000      0.0000      0.0000      0.0000
   43  0.0000      0.0000      0.0000      0.0000
   44  0.0000      0.0000      0.0000      0.0000
   45  0.0000      0.0000      0.0000      0.0000
   46  0.0000      0.0000      0.0000      0.0000
   47  0.0000      0.0000      0.0000      0.0000
   48  0.0000      0.0000      0.0000      0.0000
   49  0.0000      0.0000      0.0000      0.0000
   50  0.0000      0.0000      0.0000      0.0000
   51  0.0000      0.0000      0.0000      0.0000
   52  0.0000      0.0000      0.0000      0.0000
```

53	0.0000	0.0000	0.0000	0.0000
54	0.0000	0.0000	0.0000	0.0000
55	0.0000	0.0000	0.0000	0.0000
56	0.0000	0.0000	0.0000	0.0000
57	0.0000	0.0000	0.0000	0.0000
58	0.0000	0.0000	0.0000	0.0000
59	0.0000	0.0000	0.0000	0.0000
60	0.0000	0.0000	0.0000	0.0000
61	0.0000	0.0000	0.0000	0.0000
62	0.0000	0.0000	0.0000	0.0000
63	0.0000	0.0000	0.0000	0.0000
64	0.0000	0.0000	0.0000	0.0000
65	0.0000	0.0000	0.0000	0.0000
66	0.0000	0.0000	0.0000	0.0000
67	0.0000	0.0000	0.0000	0.0000
68	0.0000	0.0000	0.0000	0.0000
69	0.0000	0.0000	0.0000	0.0000
70	0.0000	0.0000	0.0000	0.0000
71	0.0000	0.0000	0.0000	0.0000
72	0.0000	0.0000	0.0000	0.0000
73	0.0000	0.0000	0.0000	0.0000
74	0.0000	0.0000	0.0000	0.0000
75	0.0000	0.0000	0.0000	0.0000
76	0.0000	0.0000	0.0000	0.0000
77	0.0000	0.0000	0.0000	0.0000
78	0.0000	0.0000	0.0000	0.0000

```
+-------------------------------------------------------------------------------------------------------------------------+
|                   PARATIEPLUS(TM)   NLS ENGINE RELEASE  2018.0    FULL VERSION  *Build date:Nov 13, 2017*              |
|                                                                                                                         |
|                                     NewProject.BaseDesignSection_28.A1M1R1_1183                                         |
|                                  Exe Time : 4 September 2018 18:06:51                                                   |
+-------------------------------------------------------------------------------------------------------------------------+
New Project


S T R E S S   R E S U L T S   F O R   G R O U P   N O.   4

WallElement_New_76649                                          :
ELEMENT TYPE    2 NO.OF ELEMENTS. IN THIS GROUP   47
C U R R E N T   T I M E   I S     1.0000

 WALL2D ELEMENT

   EL      TA          TB          MA          MB
-----------------------------------------------------

***** NO ONE ELEMENT ACTIVE AT CURRENT STEP *****
```

```
+-------------------------------------------------------------------------------------------------------------------------+
|                   PARATIEPLUS(TM)   NLS ENGINE RELEASE  2018.0    FULL VERSION  *Build date:Nov 13, 2017*              |
|                                                                                                                         |
|                                      NewProject.BaseDesignSection_28.A1M1R1_1183                                        |
|                                   Exe Time : 4 September 2018 18:06:51                                                  |
+-------------------------------------------------------------------------------------------------------------------------+
New Project


S T R E S S    R E S U L T S    F O R    G R O U P    N O.    5

Tieback_175                                                 :
ELEMENT TYPE    6 NO.OF ELEMENTS. IN THIS GROUP    1
C U R R E N T    T I M E    I S      1.0000

 POST-TENSION 2D-BOUNDARY ELEMENT

         EL    FORCE          d0          EDISPL     pl. eps          K     -ve limit   +ve limit
-----------------------------------------------------------------------------------------------------

***** NO ONE ELEMENT ACTIVE AT CURRENT STEP *****

ITER     0 RNORM = 0.000     RMNORM= 0.000
           RINORM=0.3506E+05 RIMNOR= 0.000
           RENORM= 83.49     REMNOR= 0.000     RATIO =0.4880E-01 TOLER =0.1000E-03  NOT CONVERGED
           RFMAX = 25.47     RMMAX = 0.000
           RTSMAL=0.1000E-03 RMSMAL= 0.000
           RDT   =0.3506E+05 RDR   = 0.000
           RATIOT=0.4880E-01 RATIOR= 0.000
           MAX UN= 3.513     IEQ=    26 NODE      6 DOF   1  Y-DISPL.F
           MIN UN= 0.000     IEQ=     2 NODE      1 DOF   2   X-ROT. F
           NO. OF CONTACT CONSTRAINT VIOLATIONS     0


ITER     2 RNORM = 0.000     RMNORM= 0.000
           RINORM=0.3506E+05 RIMNOR= 0.000
           RENORM=0.5825     REMNOR=0.1830E-20 RATIO =0.4076E-02 TOLER =0.1000E-03  NOT CONVERGED
           RFMAX = 25.47     RMMAX = 0.000
           RTSMAL=0.1000E-03 RMSMAL= 0.000
           RDT   =0.3506E+05 RDR   = 0.000
           RATIOT=0.4076E-02 RATIOR= 0.000
           MAX UN=0.6331     IEQ=     1 NODE      1 DOF   1  Y-DISPL.F
           MIN UN=-.1325E-09 IEQ=    26 NODE      6 DOF   1  Y-DISPL.F
           NO. OF CONTACT CONSTRAINT VIOLATIONS     0


ITER     3 RNORM = 0.000     RMNORM= 0.000
           RINORM=0.3506E+05 RIMNOR= 0.000
           RENORM=0.1149E-08 REMNOR=0.1947E-21 RATIO =0.1810E-06 TOLER =0.1000E-03      CONVERGED !
           RFMAX = 25.47     RMMAX = 0.000
           RTSMAL=0.1000E-03 RMSMAL= 0.000
           RDT   =0.3506E+05 RDR   = 0.000
           RATIOT=0.1810E-06 RATIOR= 0.000
           MAX UN=0.1255E-04 IEQ=     3 NODE      1 DOF   3  Y-DISPL.S
           MIN UN=-.4937E-06 IEQ=   208 NODE     42 DOF   3  Y-DISPL.S
           NO. OF CONTACT CONSTRAINT VIOLATIONS     0
```

```
+-------------------------------------------------------------------------------------------------------------------------+
|                  PARATIEPLUS(TM)   NLS ENGINE RELEASE  2018.0    FULL VERSION  *Build date:Nov 13, 2017*              |
|                                                                                                                         |
|                                      NewProject.BaseDesignSection_28.A1M1R1_1183                                        |
|                                   Exe Time : 4 September 2018 18:06:51                                                  |
+-------------------------------------------------------------------------------------------------------------------------+
New Project
SOLUTION REACHED USING     3 ITERATIONS ON   40

P R I N T   O U T   F O R   T I M E   S T E P   2     ( AT TIME   2.000     )

PRINT OUT OF ACTIVE COMPONENTS (FIXED NODES ARE NOT PRINTED OUT)
```

	Y-DISPL.F (02)	X-ROT. F (04)	Y-DISPL.S (08)	X-ROT. S (10)	Y-FORCE (14)	GAP	C-FORCE
1	1.7064650E-04	-2.8801927E-05	1.7064650E-04	0.000000	-3.3946772E-15	0.000000	-1.2549430E-05
2	1.6488612E-04	-2.8801925E-05	1.6488612E-04	0.000000	-1.6052802E-15	0.000000	-1.1868788E-05
3	1.5912585E-04	-2.8800165E-05	1.5912585E-04	0.000000	-1.5135311E-15	0.000000	-1.1190432E-05
4	1.5336657E-04	-2.8790607E-05	1.5336657E-04	0.000000	-1.4225186E-15	-5.4210109E-20	-1.0517523E-05
5	1.4761109E-04	-2.8758860E-05	1.4761109E-04	0.000000	-1.3326690E-15	0.000000	-9.8532116E-06
6	1.4186618E-04	-2.8679798E-05	1.4186618E-04	0.000000	-1.2443712E-15	0.000000	-9.2003736E-06
7	1.3614461E-04	-2.8519147E-05	1.3614461E-04	0.000000	-1.1579795E-15	-2.7105054E-20	-8.5616289E-06
8	1.3046529E-04	-2.8256935E-05	1.3046529E-04	0.000000	-1.0738159E-15	-2.7105054E-20	-7.9393571E-06
9	1.2484827E-04	-2.7898177E-05	1.2484827E-04	0.000000	-9.9216871E-16	5.4210109E-20	-7.3356914E-06
10	1.1931171E-04	-2.7454142E-05	1.1931171E-04	0.000000	-9.1328325E-16	-1.3552527E-20	-6.7524444E-06
11	1.1387158E-04	-2.6935555E-05	1.1387158E-04	0.000000	-8.3736150E-16	0.000000	-6.1911099E-06
12	1.0854179E-04	-2.6352395E-05	1.0854179E-04	0.000000	-7.6456573E-16	1.3552527E-20	-5.6528876E-06
13	1.0333432E-04	-2.5713791E-05	1.0333432E-04	0.000000	-6.9502182E-16	-1.3552527E-20	-5.1387082E-06
14	9.8259423E-05	-2.5027969E-05	9.8259423E-05	0.000000	-6.2882235E-16	0.000000	-4.6492564E-06
15	9.3325795E-05	-2.4302228E-05	9.3325795E-05	0.000000	-5.6602970E-16	-1.3552527E-20	-4.1849931E-06
16	8.8540769E-05	-2.3542934E-05	8.8540769E-05	0.000000	-5.0668268E-16	1.3552527E-20	-3.7461773E-06
17	8.3910474E-05	-2.2755519E-05	8.3910474E-05	0.000000	-4.5078337E-16	-1.3552527E-20	-3.3328836E-06
18	7.9440111E-05	-2.1944512E-05	7.9440111E-05	0.000000	-3.9832192E-16	-1.3552527E-20	-2.9450301E-06
19	7.5134001E-05	-2.1113528E-05	7.5134001E-05	0.000000	-3.4927313E-16	0.000000	-2.5823833E-06
20	7.0995848E-05	-2.0265315E-05	7.0995848E-05	0.000000	-3.0358272E-16	0.000000	-2.2445838E-06
21	6.7028916E-05	-1.9401771E-05	6.7028916E-05	0.000000	-2.6119196E-16	1.3552527E-20	-1.9311615E-06
22	6.3236111E-05	-1.8523965E-05	6.3236111E-05	0.000000	-2.2202247E-16	-1.3552527E-20	-1.6415438E-06
23	5.9620262E-05	-1.7632183E-05	5.9620262E-05	0.000000	-1.8598250E-16	2.7105054E-20	-1.3750789E-06
24	5.6184201E-05	-1.6725952E-05	5.6184201E-05	0.000000	-1.5297596E-16	0.000000	-1.1310420E-06
25	5.2930925E-05	-1.5804075E-05	5.2930925E-05	0.000000	-1.2289673E-16	0.000000	-9.0864837E-07
26	4.9863740E-05	-1.4864665E-05	4.9863740E-05	0.000000	-9.5631159E-17	0.000000	-7.0706418E-07
27	4.6985941E-05	-1.3912236E-05	4.6985941E-05	0.000000	-7.1062270E-17	6.7762636E-21	-5.2541019E-07
28	4.4299026E-05	-1.2957314E-05	4.4299026E-05	0.000000	-4.9061614E-17	-6.7762636E-21	-3.6274213E-07
29	4.1802569E-05	-1.2009075E-05	4.1802569E-05	0.000000	-2.9493839E-17	0.000000	-2.1806576E-07
30	3.9494423E-05	-1.1075424E-05	3.9494423E-05	0.000000	-1.2219944E-17	0.000000	-9.0349425E-08
31	3.7370979E-05	-1.0163087E-05	3.7370979E-05	0.000000	2.9025518E-18	0.000000	2.1460479E-08
32	3.5427401E-05	-9.2777091E-06	3.5427401E-05	0.000000	1.6017279E-17	0.000000	1.1842630E-07
33	3.3657799E-05	-8.4239278E-06	3.3657799E-05	0.000000	2.7268134E-17	1.3552527E-20	2.0160978E-07
34	3.2055474E-05	-7.6054843E-06	3.2055474E-05	0.000000	3.6796593E-17	6.7762636E-21	2.7205942E-07
35	3.0613055E-05	-6.8252908E-06	3.0613055E-05	0.000000	4.4741945E-17	6.7762636E-21	3.3080420E-07
36	2.9322663E-05	-6.0855153E-06	2.9322663E-05	0.000000	5.1239305E-17	0.000000	3.7884595E-07
37	2.8176060E-05	-5.3876621E-06	2.8176060E-05	0.000000	5.6420415E-17	3.3881318E-21	4.1715331E-07
38	2.7164749E-05	-4.7326308E-06	2.7164749E-05	0.000000	6.0411356E-17	0.000000	4.4665762E-07
39	2.6280127E-05	-4.1208065E-06	2.6280127E-05	0.000000	6.3331490E-17	-3.3881318E-21	4.6824794E-07
40	2.5513552E-05	-3.5521099E-06	2.5513552E-05	0.000000	6.5295479E-17	3.3881318E-21	4.8276889E-07
41	2.4856440E-05	-3.0260619E-06	2.4856440E-05	0.000000	6.6411224E-17	3.3881318E-21	4.9101827E-07
42	2.4300338E-05	-2.5418393E-06	2.4300338E-05	0.000000	6.6780101E-17	-6.7762636E-21	4.9374559E-07
43	2.3836990E-05	-2.0983268E-06	2.3836990E-05	0.000000	6.6496836E-17	3.3881318E-21	4.9165125E-07
44	2.3458384E-05	-1.6941655E-06	2.3458384E-05	0.000000	6.5648985E-17	0.000000	4.8538621E-07
45	2.3156806E-05	-1.3277978E-06	2.3156806E-05	0.000000	6.4318941E-17	3.3881318E-21	4.7555232E-07
46	2.2924862E-05	-9.9750044E-07	2.2924862E-05	0.000000	6.2581479E-17	-3.3881318E-21	4.6270265E-07
47	2.2755523E-05	-7.0143187E-07	2.2755523E-05	0.000000	1.3446803E-17	0.000000	4.4734281E-07
48	2.2692231E-05	-5.6568748E-07	2.2692231E-05	0.000000	1.3192022E-17	-6.7762636E-21	4.3886686E-07
49	2.2604436E-05	-3.1731027E-07	2.2604436E-05	0.000000	5.6885685E-17	-6.7762636E-21	4.2059020E-07
50	2.2563355E-05	-9.8215533E-08	2.2563355E-05	0.000000	5.4218225E-17	0.000000	4.0086806E-07
51	2.2563334E-05	9.3639051E-08	2.2563334E-05	0.000000	5.1402665E-17	-3.3881318E-21	3.8005093E-07
52	2.2599131E-05	2.6029840E-07	2.2599131E-05	0.000000	4.8480976E-17	1.0164395E-20	3.5844912E-07
53	2.2665909E-05	4.0379111E-07	2.2665909E-05	0.000000	4.5489978E-17	-6.7762636E-21	3.3633486E-07
54	2.2759236E-05	5.2611306E-07	2.2759236E-05	0.000000	4.2461629E-17	0.000000	3.1394446E-07
55	2.2875073E-05	6.2921331E-07	2.2875073E-05	0.000000	3.9423329E-17	-3.3881318E-21	2.9148047E-07

56	2.3009766E-05	7.1498206E-07	2.3009766E-05	0.000000	3.6398215E-17	3.3881318E-21	2.6911397E-07
57	2.3160032E-05	7.8524063E-07	2.3160032E-05	0.000000	3.3405471E-17	-1.0164395E-20	2.4698681E-07
58	2.3322944E-05	8.4173299E-07	2.3322944E-05	0.000000	3.0460629E-17	-1.3552527E-20	2.2521382E-07
59	2.3495918E-05	8.8611903E-07	2.3495918E-05	0.000000	2.7575864E-17	6.7762636E-21	2.0388501E-07
60	2.3676690E-05	9.1996898E-07	2.3676690E-05	0.000000	2.4760295E-17	3.3881318E-21	1.8306781E-07
61	2.3863301E-05	9.4475926E-07	2.3863301E-05	0.000000	2.2020268E-17	-3.3881318E-21	1.6280914E-07
62	2.4054081E-05	9.6186917E-07	2.4054081E-05	0.000000	1.9359641E-17	3.3881318E-21	1.4313751E-07
63	2.4247622E-05	9.7257861E-07	2.4247622E-05	0.000000	1.6780054E-17	6.7762636E-21	1.2406507E-07
64	2.4442765E-05	9.7806649E-07	2.4442765E-05	0.000000	1.4281202E-17	0.000000	1.0558955E-07
65	2.4638573E-05	9.7940984E-07	2.4638573E-05	0.000000	1.1861085E-17	3.3881318E-21	8.7696159E-08
66	2.4834317E-05	9.7758337E-07	2.4834317E-05	0.000000	9.5162632E-18	3.3881318E-21	7.0359478E-08
67	2.5029453E-05	9.7345947E-07	2.5029453E-05	0.000000	7.2420989E-18	-3.3881318E-21	5.3545209E-08
68	2.5223599E-05	9.6780851E-07	2.5223599E-05	0.000000	5.0329888E-18	0.000000	3.7211924E-08
69	2.5416519E-05	9.6129942E-07	2.5416519E-05	0.000000	2.8825931E-18	1.0164395E-20	2.1312751E-08
70	2.5608100E-05	9.5450028E-07	2.5608100E-05	0.000000	7.8405637E-19	6.7762636E-21	5.7970020E-09
71	2.5798331E-05	9.4787919E-07	2.5798331E-05	0.000000	-1.2697773E-18	-3.3881318E-21	-9.3882298E-09
72	2.5987288E-05	9.4180498E-07	2.5987288E-05	0.000000	-3.2861542E-18	0.000000	-2.4296522E-08
73	2.6175108E-05	9.3654802E-07	2.6175108E-05	0.000000	-5.2722057E-18	-3.3881318E-21	-3.8980599E-08
74	2.6361973E-05	9.3228088E-07	2.6361973E-05	0.000000	-7.2347461E-18	3.3881318E-21	-5.3490845E-08
75	2.6548091E-05	9.2907902E-07	2.6548091E-05	0.000000	-9.1793855E-18	-6.7762636E-21	-6.7873828E-08
76	2.6733665E-05	9.2692136E-07	2.6733665E-05	0.000000	-1.1112846E-17	-3.3881318E-21	-8.2170140E-08
77	2.6918912E-05	9.2569031E-07	2.6918912E-05	0.000000	-1.3040435E-17	-3.3881318E-21	-9.6415810E-08
78	2.7103989E-05	9.2517272E-07	2.7103989E-05	0.000000	-1.4964947E-17	0.000000	-1.1063659E-07
79	2.7289017E-05	9.2505964E-07	2.7289017E-05	0.000000	-3.3777524E-17	0.000000	-1.2485008E-07

```
+-------------------------------------------------------------------------------------------------------------------------------+
|                   PARATIEPLUS(TM)   NLS ENGINE RELEASE  2018.0    FULL VERSION  *Build date:Nov 13, 2017*                    |
|                                                                                                                               |
|                                     NewProject.BaseDesignSection_28.A1M1R1_1183                                               |
|                                  Exe Time : 4 September 2018 18:06:51                                                         |
+-------------------------------------------------------------------------------------------------------------------------------+
New Project


S T R E S S   R E S U L T S   F O R   G R O U P   N O.   1

0_L                                                              :
ELEMENT TYPE    5 NO.OF ELEMENTS. IN THIS GROUP   79
C U R R E N T   T I M E   I S      2.0000

 HARDENING 2D SOIL ELEMENT

 ****** TOTAL STRESS FORMULATION *****

  EL *   FORCE     DISPL-Y  VERTICAL-P  HORIZON.-P     MAX-V-P     MAX-H-P           STATE   STIFFNESS Z-LEVEL      PORE
E FACTOR    UFACTOR       Peq           Su_a         Su_p     LAYER
 ------------------------------------------------------------------------------------------------------------------------------
-------------------------------------------------------------------------------------------
   1 D  2.4231E-04 -1.7065E-04  7.2766E-03  2.4231E-03  7.2766E-03  0.7714          ACTIVE   0.000       0.000       0.000
1.000       1.000      2.4231E-03   0.000       0.000     DI1_164_167_L_0
   2 D  0.2162     -1.6489E-04   3.246       1.081       3.246       5.106         ACTIVE   0.000      -0.2000      0.000
1.000       1.000       1.081       0.000       0.000     DI1_164_167_L_0
   3 D  0.5281     -1.5913E-04   6.673       2.641       6.673       9.042          UL-RL  4.0228E+04 -0.4000      0.000
1.000       1.000       2.641       0.000       0.000     DI1_164_167_L_0
   4 D  1.245      -1.5337E-04   10.34       6.225       10.34       12.40          UL-RL  4.0228E+04 -0.6000      0.000
1.000       1.000       6.225       0.000       0.000     DI1_164_167_L_0
   5 D  1.851      -1.4761E-04   14.19       9.257       14.19       15.19          UL-RL  4.0228E+04 -0.8000      0.000
1.000       1.000       9.257       0.000       0.000     DI1_164_167_L_0
   6 D  2.372      -1.4187E-04   18.11       11.86       18.11       17.57          UL-RL  4.0228E+04  -1.000      0.000
1.000       1.000       11.86       0.000       0.000     DI1_164_167_L_0
   7 D  2.833      -1.3614E-04   22.08       14.17       22.08       19.64          UL-RL  4.0228E+04  -1.200      0.000
1.000       1.000       14.17       0.000       0.000     DI1_164_167_L_0
   8 D  3.255      -1.3047E-04   26.28       16.27       26.28       21.52          UL-RL  4.0228E+04  -1.400      0.000
1.000       1.000       16.27       0.000       0.000     DI1_164_167_L_0
   9 D  3.650      -1.2485E-04   30.30       18.25       30.30       23.27          UL-RL  4.0228E+04  -1.600      0.000
1.000       1.000       18.25       0.000       0.000     DI1_164_167_L_0
  10 D  4.028      -1.1931E-04   35.12       20.14       35.12       24.94          UL-RL  4.0228E+04  -1.800      0.000
1.000       1.000       20.14       0.000       0.000     DI1_164_167_L_0
  11 D  4.393      -1.1387E-04   38.82       21.97       38.82       26.55          UL-RL  4.0228E+04  -2.000      0.000
1.000       1.000       21.97       0.000       0.000     DI1_164_167_L_0
  12 D  4.751      -1.0854E-04   42.45       23.75       42.45       28.12          UL-RL  4.0228E+04  -2.200      0.000
1.000       1.000       23.75       0.000       0.000     DI1_164_167_L_0
  13 D  5.102      -1.0333E-04   46.73       25.51       46.73       29.67          UL-RL  4.0228E+04  -2.400      0.000
1.000       1.000       25.51       0.000       0.000     DI1_164_167_L_0
  14 D  5.448      -9.8259E-05   50.21       27.24       50.21       31.19          UL-RL  4.0228E+04  -2.600      0.000
1.000       1.000       27.24       0.000       0.000     DI1_164_167_L_0
  15 D  5.791      -9.3326E-05   53.66       28.96       53.66       32.71          UL-RL  4.0228E+04  -2.800      0.000
1.000       1.000       28.96       0.000       0.000     DI1_164_167_L_0
  16 D  6.131      -8.8541E-05   57.66       30.65       57.66       34.22          UL-RL  4.0228E+04  -3.000      0.000
1.000       1.000       30.65       0.000       0.000     DI1_164_167_L_0
  17 D  6.468      -8.3910E-05   61.03       32.34       61.03       35.72          UL-RL  4.0228E+04  -3.200      0.000
1.000       1.000       32.34       0.000       0.000     DI1_164_167_L_0
  18 D  6.803      -7.9440E-05   64.89       34.02       64.89       37.21          UL-RL  4.0228E+04  -3.400      0.000
1.000       1.000       34.02       0.000       0.000     DI1_164_167_L_0
  19 D  7.136      -7.5134E-05   68.21       35.68       68.21       38.70          UL-RL  4.0228E+04  -3.600      0.000
1.000       1.000       35.68       0.000       0.000     DI1_164_167_L_0
  20 D  7.468      -7.0996E-05   71.52       37.34       71.52       40.20          UL-RL  4.0228E+04  -3.800      0.000
1.000       1.000       37.34       0.000       0.000     DI1_164_167_L_0
  21 D  7.797      -6.7029E-05   74.82       38.99       74.82       41.68          UL-RL  4.0228E+04  -4.000      0.000
1.000       1.000       38.99       0.000       0.000     DI1_164_167_L_0
  22 D  8.126      -6.3236E-05   78.52       40.63       78.52       43.17          UL-RL  4.0228E+04  -4.200      0.000
1.000       1.000       40.63       0.000       0.000     DI1_164_167_L_0
  23 D  8.452      -5.9620E-05   81.80       42.26       81.80       44.66          UL-RL  4.0228E+04  -4.400      0.000
1.000       1.000       42.26       0.000       0.000     DI1_164_167_L_0
  24 D  8.777      -5.6184E-05   85.06       43.89       85.06       46.15          UL-RL  4.0228E+04  -4.600      0.000
1.000       1.000       43.89       0.000       0.000     DI1_164_167_L_0
```

25 D	9.101	-5.2931E-05	88.69	45.50	88.69	47.63	UL-RL	4.0228E+04	-4.800	0.000	
1.000	1.000	45.50	0.000	0.000	DI1_164_167_L_0						
26 D	8.857	-4.9864E-05	91.94	44.29	91.94	49.12	UL-RL	9.6960E+04	-5.000	0.000	
1.000	1.000	44.29	0.000	0.000	DI2_165_168_L_0						
27 D	9.211	-4.6986E-05	95.18	46.05	95.18	50.61	UL-RL	9.6960E+04	-5.200	0.000	
1.000	1.000	46.05	0.000	0.000	DI2_165_168_L_0						
28 D	9.561	-4.4299E-05	98.75	47.80	98.75	52.10	UL-RL	9.6960E+04	-5.400	0.000	
1.000	1.000	47.80	0.000	0.000	DI2_165_168_L_0						
29 D	9.907	-4.1803E-05	102.0	49.54	102.0	53.59	UL-RL	9.6960E+04	-5.600	0.000	
1.000	1.000	49.54	0.000	0.000	DI2_165_168_L_0						
30 D	10.25	-3.9494E-05	105.2	51.25	105.2	55.08	UL-RL	9.6960E+04	-5.800	0.000	
1.000	1.000	51.25	0.000	0.000	DI2_165_168_L_0						
31 D	10.59	-3.7371E-05	108.7	52.95	108.7	56.57	UL-RL	9.6960E+04	-6.000	0.000	
1.000	1.000	52.95	0.000	0.000	DI2_165_168_L_0						
32 D	10.93	-3.5427E-05	112.0	54.63	112.0	58.07	UL-RL	9.6960E+04	-6.200	0.000	
1.000	1.000	54.63	0.000	0.000	DI2_165_168_L_0						
33 D	11.26	-3.3658E-05	115.2	56.30	115.2	59.56	UL-RL	9.6960E+04	-6.400	0.000	
1.000	1.000	56.30	0.000	0.000	DI2_165_168_L_0						
34 D	11.59	-3.2055E-05	118.7	57.95	118.7	61.05	UL-RL	9.6960E+04	-6.600	0.000	
1.000	1.000	57.95	0.000	0.000	DI2_165_168_L_0						
35 D	11.92	-3.0613E-05	121.9	59.58	121.9	62.55	UL-RL	9.6960E+04	-6.800	0.000	
1.000	1.000	59.58	0.000	0.000	DI2_165_168_L_0						
36 D	12.24	-2.9323E-05	125.1	61.21	125.1	64.05	UL-RL	9.6960E+04	-7.000	0.000	
1.000	1.000	61.21	0.000	0.000	DI2_165_168_L_0						
37 D	12.56	-2.8176E-05	128.5	62.82	128.5	65.55	UL-RL	9.6960E+04	-7.200	0.000	
1.000	1.000	62.82	0.000	0.000	DI2_165_168_L_0						
38 D	12.88	-2.7165E-05	131.8	64.42	131.8	67.05	UL-RL	9.6960E+04	-7.400	0.000	
1.000	1.000	64.42	0.000	0.000	DI2_165_168_L_0						
39 D	13.20	-2.6280E-05	135.0	66.00	135.0	68.55	UL-RL	9.6960E+04	-7.600	0.000	
1.000	1.000	66.00	0.000	0.000	DI2_165_168_L_0						
40 D	13.52	-2.5514E-05	138.4	67.58	138.4	70.05	UL-RL	9.6960E+04	-7.800	0.000	
1.000	1.000	67.58	0.000	0.000	DI2_165_168_L_0						
41 D	13.83	-2.4856E-05	141.6	69.15	141.6	71.56	UL-RL	9.6960E+04	-8.000	0.000	
1.000	1.000	69.15	0.000	0.000	DI2_165_168_L_0						
42 D	14.14	-2.4300E-05	144.8	70.71	144.8	73.07	UL-RL	9.6960E+04	-8.200	0.000	
1.000	1.000	70.71	0.000	0.000	DI2_165_168_L_0						
43 D	14.45	-2.3837E-05	148.2	72.26	148.2	74.57	UL-RL	9.6960E+04	-8.400	0.000	
1.000	1.000	72.26	0.000	0.000	DI2_165_168_L_0						
44 D	14.76	-2.3458E-05	151.4	73.81	151.4	76.08	UL-RL	9.6960E+04	-8.600	0.000	
1.000	1.000	73.81	0.000	0.000	DI2_165_168_L_0						
45 D	15.07	-2.3157E-05	154.6	75.35	154.6	77.59	UL-RL	9.6960E+04	-8.800	0.000	
1.000	1.000	75.35	0.000	0.000	DI2_165_168_L_0						
46 D	15.38	-2.2925E-05	158.0	76.88	158.0	79.10	UL-RL	9.6960E+04	-9.000	0.000	
1.000	1.000	76.88	0.000	0.000	DI2_165_168_L_0						
47 D	11.76	-2.2756E-05	161.2	78.41	161.2	80.62	UL-RL	9.6960E+04	-9.200	0.000	
1.000	1.000	78.41	0.000	0.000	DI2_165_168_L_0						
48 D	11.88	-2.2692E-05	162.9	79.17	162.9	81.37	UL-RL	9.6960E+04	-9.300	0.000	
1.000	1.000	79.17	0.000	0.000	DI2_165_168_L_0						
49 D	16.14	-2.2604E-05	166.1	80.70	166.1	82.89	UL-RL	9.6960E+04	-9.500	0.000	
1.000	1.000	80.70	0.000	0.000	DI2_165_168_L_0						
50 D	16.44	-2.2563E-05	169.3	82.22	169.3	84.40	UL-RL	9.6960E+04	-9.700	0.000	
1.000	1.000	82.22	0.000	0.000	DI2_165_168_L_0						
51 D	16.75	-2.2563E-05	172.7	83.73	172.7	85.92	UL-RL	9.6960E+04	-9.900	0.000	
1.000	1.000	83.73	0.000	0.000	DI2_165_168_L_0						
52 D	17.05	-2.2599E-05	175.9	85.25	175.9	87.44	UL-RL	9.6960E+04	-10.10	0.000	
1.000	1.000	85.25	0.000	0.000	DI2_165_168_L_0						
53 D	17.35	-2.2666E-05	179.1	86.76	179.1	88.96	UL-RL	9.6960E+04	-10.30	0.000	
1.000	1.000	86.76	0.000	0.000	DI2_165_168_L_0						
54 D	17.66	-2.2759E-05	182.5	88.28	182.5	90.48	UL-RL	9.6960E+04	-10.50	0.000	
1.000	1.000	88.28	0.000	0.000	DI2_165_168_L_0						
55 D	17.96	-2.2875E-05	185.7	89.79	185.7	92.00	UL-RL	9.6960E+04	-10.70	0.000	
1.000	1.000	89.79	0.000	0.000	DI2_165_168_L_0						
56 D	18.26	-2.3010E-05	188.9	91.30	188.9	93.53	UL-RL	9.6960E+04	-10.90	0.000	
1.000	1.000	91.30	0.000	0.000	DI2_165_168_L_0						
57 D	18.56	-2.3160E-05	192.3	92.81	192.3	95.05	UL-RL	9.6960E+04	-11.10	0.000	
1.000	1.000	92.81	0.000	0.000	DI2_165_168_L_0						
58 D	18.86	-2.3323E-05	195.5	94.32	195.5	96.58	UL-RL	9.6960E+04	-11.30	0.000	
1.000	1.000	94.32	0.000	0.000	DI2_165_168_L_0						
59 D	19.17	-2.3496E-05	198.7	95.83	198.7	98.11	UL-RL	9.6960E+04	-11.50	0.000	
1.000	1.000	95.83	0.000	0.000	DI2_165_168_L_0						
60 D	19.47	-2.3677E-05	202.0	97.34	202.0	99.64	UL-RL	9.6960E+04	-11.70	0.000	
1.000	1.000	97.34	0.000	0.000	DI2_165_168_L_0						
61 D	19.77	-2.3863E-05	205.2	98.85	205.2	101.2	UL-RL	9.6960E+04	-11.90	0.000	
1.000	1.000	98.85	0.000	0.000	DI2_165_168_L_0						

62 D	20.07	-2.4054E-05	208.4	100.4	208.4	102.7	UL-RL	9.6960E+04	-12.10	0.000	
1.000	1.000	100.4	0.000	0.000	DI2_165_168_L_0						
63 D	20.38	-2.4248E-05	211.8	101.9	211.8	104.2	UL-RL	9.6960E+04	-12.30	0.000	
1.000	1.000	101.9	0.000	0.000	DI2_165_168_L_0						
64 D	20.68	-2.4443E-05	215.0	103.4	215.0	105.8	UL-RL	9.6960E+04	-12.50	0.000	
1.000	1.000	103.4	0.000	0.000	DI2_165_168_L_0						
65 D	20.98	-2.4639E-05	218.2	104.9	218.2	107.3	UL-RL	9.6960E+04	-12.70	0.000	
1.000	1.000	104.9	0.000	0.000	DI2_165_168_L_0						
66 D	21.28	-2.4834E-05	221.5	106.4	221.5	108.8	UL-RL	9.6960E+04	-12.90	0.000	
1.000	1.000	106.4	0.000	0.000	DI2_165_168_L_0						
67 D	21.59	-2.5029E-05	224.7	107.9	224.7	110.4	UL-RL	9.6960E+04	-13.10	0.000	
1.000	1.000	107.9	0.000	0.000	DI2_165_168_L_0						
68 D	21.89	-2.5224E-05	227.9	109.5	227.9	111.9	UL-RL	9.6960E+04	-13.30	0.000	
1.000	1.000	109.5	0.000	0.000	DI2_165_168_L_0						
69 D	22.20	-2.5417E-05	231.2	111.0	231.2	113.4	UL-RL	9.6960E+04	-13.50	0.000	
1.000	1.000	111.0	0.000	0.000	DI2_165_168_L_0						
70 D	22.50	-2.5608E-05	234.4	112.5	234.4	115.0	UL-RL	9.6960E+04	-13.70	0.000	
1.000	1.000	112.5	0.000	0.000	DI2_165_168_L_0						
71 D	22.80	-2.5798E-05	237.6	114.0	237.6	116.5	UL-RL	9.6960E+04	-13.90	0.000	
1.000	1.000	114.0	0.000	0.000	DI2_165_168_L_0						
72 D	23.11	-2.5987E-05	241.0	115.5	241.0	118.1	UL-RL	9.6960E+04	-14.10	0.000	
1.000	1.000	115.5	0.000	0.000	DI2_165_168_L_0						
73 D	23.41	-2.6175E-05	244.2	117.1	244.2	119.6	UL-RL	9.6960E+04	-14.30	0.000	
1.000	1.000	117.1	0.000	0.000	DI2_165_168_L_0						
74 D	23.72	-2.6362E-05	247.4	118.6	247.4	121.1	UL-RL	9.6960E+04	-14.50	0.000	
1.000	1.000	118.6	0.000	0.000	DI2_165_168_L_0						
75 D	24.02	-2.6548E-05	250.7	120.1	250.7	122.7	UL-RL	9.6960E+04	-14.70	0.000	
1.000	1.000	120.1	0.000	0.000	DI2_165_168_L_0						
76 D	24.33	-2.6734E-05	253.9	121.6	253.9	124.2	UL-RL	9.6960E+04	-14.90	0.000	
1.000	1.000	121.6	0.000	0.000	DI2_165_168_L_0						
77 D	24.63	-2.6919E-05	257.1	123.2	257.1	125.8	UL-RL	9.6960E+04	-15.10	0.000	
1.000	1.000	123.2	0.000	0.000	DI2_165_168_L_0						
78 D	24.94	-2.7104E-05	260.4	124.7	260.4	127.3	UL-RL	9.6960E+04	-15.30	0.000	
1.000	1.000	124.7	0.000	0.000	DI2_165_168_L_0						
79 D	12.62	-2.7289E-05	263.6	126.2	263.6	128.9	UL-RL	9.6960E+04	-15.50	0.000	
1.000	1.000	126.2	0.000	0.000	DI2_165_168_L_0						

```
+-------------------------------------------------------------------------------------------------------------------------------+
|                   PARATIEPLUS(TM)   NLS ENGINE RELEASE  2018.0    FULL VERSION  *Build date:Nov 13, 2017*                    |
|                                                                                                                               |
|                                    NewProject.BaseDesignSection_28.A1M1R1_1183                                                |
|                                  Exe Time : 4 September 2018 18:06:51                                                         |
+-------------------------------------------------------------------------------------------------------------------------------+
New Project


S T R E S S   R E S U L T S   F O R   G R O U P   N O.   2

0_R                                                              :
ELEMENT TYPE    5 NO.OF ELEMENTS. IN THIS GROUP   79
C U R R E N T   T I M E   I S      2.0000

 HARDENING 2D SOIL ELEMENT

 ****** TOTAL STRESS FORMULATION *****

  EL *   FORCE     DISPL-Y  VERTICAL-P  HORIZON.-P     MAX-V-P     MAX-H-P           STATE   STIFFNESS Z-LEVEL      PORE
E FACTOR    UFACTOR       Peq           Su_a         Su_p     LAYER
 ------------------------------------------------------------------------------------------------------------------------------
-------------------------------------------------------------------------------------------
   1     0.000         --          --          --          --          --          REMOVED     --        0.000       0.000
1.000       1.000       0.000       0.000       0.000     not available
   2     0.000         --          --          --          --          --          REMOVED     --       -0.2000      0.000
1.000       1.000       0.000       0.000       0.000     not available
   3     0.000         --          --          --          --          --          REMOVED     --       -0.4000      0.000
1.000       1.000       0.000       0.000       0.000     not available
   4     0.000         --          --          --          --          --          REMOVED     --       -0.6000      0.000
1.000       1.000       0.000       0.000       0.000     not available
   5     0.000         --          --          --          --          --          REMOVED     --       -0.8000      0.000
1.000       1.000       0.000       0.000       0.000     not available
   6 D   0.000      1.4187E-04   0.000       0.000       16.00       17.57         PASSIVE   0.000      -1.000       0.000
1.000       1.000       0.000       0.000       0.000     DI1_164_167_L_0
   7 D   2.744      1.3614E-04   3.200       13.72       19.20       19.64         PASSIVE   0.000      -1.200       0.000
1.000       1.000       13.72       0.000       0.000     DI1_164_167_L_0
   8 D   3.962      1.3047E-04   6.400       19.81       22.40       21.52           UL-RL  2.6819E+04  -1.400       0.000
1.000       1.000       19.81       0.000       0.000     DI1_164_167_L_0
   9 D   4.332      1.2485E-04   9.600       21.66       25.60       23.27           UL-RL  2.6819E+04  -1.600       0.000
1.000       1.000       21.66       0.000       0.000     DI1_164_167_L_0
  10 D   4.668      1.1931E-04   12.80       23.34       28.80       24.94           UL-RL  2.6819E+04  -1.800       0.000
1.000       1.000       23.34       0.000       0.000     DI1_164_167_L_0
  11 D   4.983      1.1387E-04   16.00       24.92       32.00       26.55           UL-RL  2.6819E+04  -2.000       0.000
1.000       1.000       24.92       0.000       0.000     DI1_164_167_L_0
  12 D   5.286      1.0854E-04   19.20       26.43       35.20       28.12           UL-RL  2.6819E+04  -2.200       0.000
1.000       1.000       26.43       0.000       0.000     DI1_164_167_L_0
  13 D   5.580      1.0333E-04   22.40       27.90       38.40       29.67           UL-RL  2.6819E+04  -2.400       0.000
1.000       1.000       27.90       0.000       0.000     DI1_164_167_L_0
  14 D   5.869      9.8259E-05   25.60       29.35       41.60       31.19           UL-RL  2.6819E+04  -2.600       0.000
1.000       1.000       29.35       0.000       0.000     DI1_164_167_L_0
  15 D   6.155      9.3326E-05   28.80       30.77       44.80       32.71           UL-RL  2.6819E+04  -2.800       0.000
1.000       1.000       30.77       0.000       0.000     DI1_164_167_L_0
  16 D   6.437      8.8541E-05   32.00       32.19       48.00       34.22           UL-RL  2.6819E+04  -3.000       0.000
1.000       1.000       32.19       0.000       0.000     DI1_164_167_L_0
  17 D   6.719      8.3910E-05   35.20       33.59       51.20       35.72           UL-RL  2.6819E+04  -3.200       0.000
1.000       1.000       33.59       0.000       0.000     DI1_164_167_L_0
  18 D   6.999      7.9440E-05   38.40       35.00       54.40       37.21           UL-RL  2.6819E+04  -3.400       0.000
1.000       1.000       35.00       0.000       0.000     DI1_164_167_L_0
  19 D   7.279      7.5134E-05   41.60       36.40       57.60       38.70           UL-RL  2.6819E+04  -3.600       0.000
1.000       1.000       36.40       0.000       0.000     DI1_164_167_L_0
  20 D   7.559      7.0996E-05   44.80       37.79       60.80       40.20           UL-RL  2.6819E+04  -3.800       0.000
1.000       1.000       37.79       0.000       0.000     DI1_164_167_L_0
  21 D   7.839      6.7029E-05   48.00       39.19       64.00       41.68           UL-RL  2.6819E+04  -4.000       0.000
1.000       1.000       39.19       0.000       0.000     DI1_164_167_L_0
  22 D   8.119      6.3236E-05   51.20       40.60       67.20       43.17           UL-RL  2.6819E+04  -4.200       0.000
1.000       1.000       40.60       0.000       0.000     DI1_164_167_L_0
  23 D   8.400      5.9620E-05   54.40       42.00       70.40       44.66           UL-RL  2.6819E+04  -4.400       0.000
1.000       1.000       42.00       0.000       0.000     DI1_164_167_L_0
  24 D   8.682      5.6184E-05   57.60       43.41       73.60       46.15           UL-RL  2.6819E+04  -4.600       0.000
1.000       1.000       43.41       0.000       0.000     DI1_164_167_L_0
```

25 D	8.964	5.2931E-05	60.80	44.82	76.80	47.63	UL-RL	2.6819E+04	-4.800	0.000	
1.000	1.000	44.82	0.000	0.000	DI1_164_167_L_0						
26 D	9.550	4.9864E-05	64.00	47.75	80.00	49.12	UL-RL	5.7168E+04	-5.000	0.000	
1.000	1.000	47.75	0.000	0.000	DI2_165_168_L_0						
27 D	9.817	4.6986E-05	67.20	49.08	83.20	50.61	UL-RL	5.7168E+04	-5.200	0.000	
1.000	1.000	49.08	0.000	0.000	DI2_165_168_L_0						
28 D	10.09	4.4299E-05	70.40	50.43	86.40	52.10	UL-RL	5.7168E+04	-5.400	0.000	
1.000	1.000	50.43	0.000	0.000	DI2_165_168_L_0						
29 D	10.36	4.1803E-05	73.60	51.78	89.60	53.59	UL-RL	5.7168E+04	-5.600	0.000	
1.000	1.000	51.78	0.000	0.000	DI2_165_168_L_0						
30 D	10.63	3.9494E-05	76.80	53.15	92.80	55.08	UL-RL	5.7168E+04	-5.800	0.000	
1.000	1.000	53.15	0.000	0.000	DI2_165_168_L_0						
31 D	10.91	3.7371E-05	80.00	54.53	96.00	56.57	UL-RL	5.7168E+04	-6.000	0.000	
1.000	1.000	54.53	0.000	0.000	DI2_165_168_L_0						
32 D	11.18	3.5427E-05	83.20	55.91	99.20	58.07	UL-RL	5.7168E+04	-6.200	0.000	
1.000	1.000	55.91	0.000	0.000	DI2_165_168_L_0						
33 D	11.46	3.3658E-05	86.40	57.31	102.4	59.56	UL-RL	5.7168E+04	-6.400	0.000	
1.000	1.000	57.31	0.000	0.000	DI2_165_168_L_0						
34 D	11.74	3.2055E-05	89.60	58.72	105.6	61.05	UL-RL	5.7168E+04	-6.600	0.000	
1.000	1.000	58.72	0.000	0.000	DI2_165_168_L_0						
35 D	12.03	3.0613E-05	92.80	60.14	108.8	62.55	UL-RL	5.7168E+04	-6.800	0.000	
1.000	1.000	60.14	0.000	0.000	DI2_165_168_L_0						
36 D	12.31	2.9323E-05	96.00	61.57	112.0	64.05	UL-RL	5.7168E+04	-7.000	0.000	
1.000	1.000	61.57	0.000	0.000	DI2_165_168_L_0						
37 D	12.60	2.8176E-05	99.20	63.01	115.2	65.55	UL-RL	5.7168E+04	-7.200	0.000	
1.000	1.000	63.01	0.000	0.000	DI2_165_168_L_0						
38 D	12.89	2.7165E-05	102.4	64.46	118.4	67.05	UL-RL	5.7168E+04	-7.400	0.000	
1.000	1.000	64.46	0.000	0.000	DI2_165_168_L_0						
39 D	13.18	2.6280E-05	105.6	65.91	121.6	68.55	UL-RL	5.7168E+04	-7.600	0.000	
1.000	1.000	65.91	0.000	0.000	DI2_165_168_L_0						
40 D	13.48	2.5514E-05	108.8	67.38	124.8	70.05	UL-RL	5.7168E+04	-7.800	0.000	
1.000	1.000	67.38	0.000	0.000	DI2_165_168_L_0						
41 D	13.77	2.4856E-05	112.0	68.85	128.0	71.56	UL-RL	5.7168E+04	-8.000	0.000	
1.000	1.000	68.85	0.000	0.000	DI2_165_168_L_0						
42 D	14.06	2.4300E-05	115.2	70.32	131.2	73.07	UL-RL	5.7168E+04	-8.200	0.000	
1.000	1.000	70.32	0.000	0.000	DI2_165_168_L_0						
43 D	14.36	2.3837E-05	118.4	71.81	134.4	74.57	UL-RL	5.7168E+04	-8.400	0.000	
1.000	1.000	71.81	0.000	0.000	DI2_165_168_L_0						
44 D	14.66	2.3458E-05	121.6	73.30	137.6	76.08	UL-RL	5.7168E+04	-8.600	0.000	
1.000	1.000	73.30	0.000	0.000	DI2_165_168_L_0						
45 D	14.96	2.3157E-05	124.8	74.79	140.8	77.59	UL-RL	5.7168E+04	-8.800	0.000	
1.000	1.000	74.79	0.000	0.000	DI2_165_168_L_0						
46 D	15.26	2.2925E-05	128.0	76.30	144.0	79.10	UL-RL	5.7168E+04	-9.000	0.000	
1.000	1.000	76.30	0.000	0.000	DI2_165_168_L_0						
47 D	11.67	2.2756E-05	131.2	77.80	147.2	80.62	UL-RL	5.7168E+04	-9.200	0.000	
1.000	1.000	77.80	0.000	0.000	DI2_165_168_L_0						
48 D	11.78	2.2692E-05	132.8	78.56	148.8	81.37	UL-RL	5.7168E+04	-9.300	0.000	
1.000	1.000	78.56	0.000	0.000	DI2_165_168_L_0						
49 D	16.01	2.2604E-05	136.0	80.07	152.0	82.89	UL-RL	5.7168E+04	-9.500	0.000	
1.000	1.000	80.07	0.000	0.000	DI2_165_168_L_0						
50 D	16.32	2.2563E-05	139.2	81.59	155.2	84.40	UL-RL	5.7168E+04	-9.700	0.000	
1.000	1.000	81.59	0.000	0.000	DI2_165_168_L_0						
51 D	16.62	2.2563E-05	142.4	83.11	158.4	85.92	UL-RL	5.7168E+04	-9.900	0.000	
1.000	1.000	83.11	0.000	0.000	DI2_165_168_L_0						
52 D	16.93	2.2599E-05	145.6	84.63	161.6	87.44	UL-RL	5.7168E+04	-10.10	0.000	
1.000	1.000	84.63	0.000	0.000	DI2_165_168_L_0						
53 D	17.23	2.2666E-05	148.8	86.15	164.8	88.96	UL-RL	5.7168E+04	-10.30	0.000	
1.000	1.000	86.15	0.000	0.000	DI2_165_168_L_0						
54 D	17.54	2.2759E-05	152.0	87.68	168.0	90.48	UL-RL	5.7168E+04	-10.50	0.000	
1.000	1.000	87.68	0.000	0.000	DI2_165_168_L_0						
55 D	17.84	2.2875E-05	155.2	89.21	171.2	92.00	UL-RL	5.7168E+04	-10.70	0.000	
1.000	1.000	89.21	0.000	0.000	DI2_165_168_L_0						
56 D	18.15	2.3010E-05	158.4	90.75	174.4	93.53	UL-RL	5.7168E+04	-10.90	0.000	
1.000	1.000	90.75	0.000	0.000	DI2_165_168_L_0						
57 D	18.46	2.3160E-05	161.6	92.28	177.6	95.05	UL-RL	5.7168E+04	-11.10	0.000	
1.000	1.000	92.28	0.000	0.000	DI2_165_168_L_0						
58 D	18.76	2.3323E-05	164.8	93.82	180.8	96.58	UL-RL	5.7168E+04	-11.30	0.000	
1.000	1.000	93.82	0.000	0.000	DI2_165_168_L_0						
59 D	19.07	2.3496E-05	168.0	95.36	184.0	98.11	UL-RL	5.7168E+04	-11.50	0.000	
1.000	1.000	95.36	0.000	0.000	DI2_165_168_L_0						
60 D	19.38	2.3677E-05	171.2	96.90	187.2	99.64	UL-RL	5.7168E+04	-11.70	0.000	
1.000	1.000	96.90	0.000	0.000	DI2_165_168_L_0						
61 D	19.69	2.3863E-05	174.4	98.44	190.4	101.2	UL-RL	5.7168E+04	-11.90	0.000	
1.000	1.000	98.44	0.000	0.000	DI2_165_168_L_0						

62 D	20.00	2.4054E-05	177.6	99.99	193.6	102.7	UL-RL	5.7168E+04	-12.10	0.000	
1.000	1.000	99.99	0.000	0.000	DI2_165_168_L_0						
63 D	20.31	2.4248E-05	180.8	101.5	196.8	104.2	UL-RL	5.7168E+04	-12.30	0.000	
1.000	1.000	101.5	0.000	0.000	DI2_165_168_L_0						
64 D	20.62	2.4443E-05	184.0	103.1	200.0	105.8	UL-RL	5.7168E+04	-12.50	0.000	
1.000	1.000	103.1	0.000	0.000	DI2_165_168_L_0						
65 D	20.92	2.4639E-05	187.2	104.6	203.2	107.3	UL-RL	5.7168E+04	-12.70	0.000	
1.000	1.000	104.6	0.000	0.000	DI2_165_168_L_0						
66 D	21.23	2.4834E-05	190.4	106.2	206.4	108.8	UL-RL	5.7168E+04	-12.90	0.000	
1.000	1.000	106.2	0.000	0.000	DI2_165_168_L_0						
67 D	21.54	2.5029E-05	193.6	107.7	209.6	110.4	UL-RL	5.7168E+04	-13.10	0.000	
1.000	1.000	107.7	0.000	0.000	DI2_165_168_L_0						
68 D	21.85	2.5224E-05	196.8	109.3	212.8	111.9	UL-RL	5.7168E+04	-13.30	0.000	
1.000	1.000	109.3	0.000	0.000	DI2_165_168_L_0						
69 D	22.16	2.5417E-05	200.0	110.8	216.0	113.4	UL-RL	5.7168E+04	-13.50	0.000	
1.000	1.000	110.8	0.000	0.000	DI2_165_168_L_0						
70 D	22.47	2.5608E-05	203.2	112.4	219.2	115.0	UL-RL	5.7168E+04	-13.70	0.000	
1.000	1.000	112.4	0.000	0.000	DI2_165_168_L_0						
71 D	22.78	2.5798E-05	206.4	113.9	222.4	116.5	UL-RL	5.7168E+04	-13.90	0.000	
1.000	1.000	113.9	0.000	0.000	DI2_165_168_L_0						
72 D	23.10	2.5987E-05	209.6	115.5	225.6	118.1	UL-RL	5.7168E+04	-14.10	0.000	
1.000	1.000	115.5	0.000	0.000	DI2_165_168_L_0						
73 D	23.41	2.6175E-05	212.8	117.0	228.8	119.6	UL-RL	5.7168E+04	-14.30	0.000	
1.000	1.000	117.0	0.000	0.000	DI2_165_168_L_0						
74 D	23.72	2.6362E-05	216.0	118.6	232.0	121.1	UL-RL	5.7168E+04	-14.50	0.000	
1.000	1.000	118.6	0.000	0.000	DI2_165_168_L_0						
75 D	24.03	2.6548E-05	219.2	120.1	235.2	122.7	UL-RL	5.7168E+04	-14.70	0.000	
1.000	1.000	120.1	0.000	0.000	DI2_165_168_L_0						
76 D	24.34	2.6734E-05	222.4	121.7	238.4	124.2	UL-RL	5.7168E+04	-14.90	0.000	
1.000	1.000	121.7	0.000	0.000	DI2_165_168_L_0						
77 D	24.65	2.6919E-05	225.6	123.3	241.6	125.8	UL-RL	5.7168E+04	-15.10	0.000	
1.000	1.000	123.3	0.000	0.000	DI2_165_168_L_0						
78 D	24.96	2.7104E-05	228.8	124.8	244.8	127.3	UL-RL	5.7168E+04	-15.30	0.000	
1.000	1.000	124.8	0.000	0.000	DI2_165_168_L_0						
79 D	12.64	2.7289E-05	232.0	126.4	248.0	128.9	UL-RL	5.7168E+04	-15.50	0.000	
1.000	1.000	126.4	0.000	0.000	DI2_165_168_L_0						

```
+-----------------------------------------------------------------------------------------------------------------------+
|                  PARATIEPLUS(TM)   NLS ENGINE RELEASE  2018.0    FULL VERSION  *Build date:Nov 13, 2017*              |
|                                                                                                                       |
|                                    NewProject.BaseDesignSection_28.A1M1R1_1183                                        |
|                                 Exe Time : 4 September 2018 18:06:51                                                  |
+-----------------------------------------------------------------------------------------------------------------------+
New Project


S T R E S S   R E S U L T S   F O R   G R O U P   N O.   3

WallElement_33                                                  :
ELEMENT TYPE    2 NO.OF ELEMENTS. IN THIS GROUP   78
C U R R E N T   T I M E   I S     2.0000

 WALL2D ELEMENT

   EL      TA          TB          MA          MB
-----------------------------------------------------
    1 2.29763E-04-2.29763E-04 5.68434E-14 4.59526E-05
    2 0.21643    -0.21643    -4.59526E-05 4.33310E-02
    3 0.74454    -0.74454    -4.33310E-02 0.19224
    4  1.9896     -1.9896    -0.19224     0.59016
    5  3.8409     -3.8409    -0.59016      1.3583
    6  6.2130     -6.2130     -1.3583      2.6009
    7  6.3019     -6.3019     -2.6009      3.8613
    8  5.5951     -5.5951     -3.8613      4.9804
    9  4.9133     -4.9133     -4.9804      5.9630
   10  4.2734     -4.2734     -5.9630      6.8177
   11  3.6837     -3.6837     -6.8177      7.5544
   12  3.1485     -3.1485     -7.5544      8.1841
   13  2.6700     -2.6700     -8.1841      8.7181
   14  2.2490     -2.2490     -8.7181      9.1679
   15  1.8856     -1.8856     -9.1679      9.5451
   16  1.5791     -1.5791     -9.5451      9.8609
   17  1.3286     -1.3286     -9.8609      10.127
   18  1.1329     -1.1329     -10.127      10.353
   19 0.99032    -0.99032     -10.353      10.551
   20 0.89926    -0.89926     -10.551      10.731
   21 0.85788    -0.85788     -10.731      10.903
   22 0.86422    -0.86422     -10.903      11.076
   23 0.91624    -0.91624     -11.076      11.259
   24  1.0118     -1.0118     -11.259      11.461
   25  1.1487     -1.1487     -11.461      11.691
   26 0.45620    -0.45620     -11.691      11.782
   27-0.14950     0.14950     -11.782      11.752
   28-0.67413     0.67413     -11.752      11.617
   29 -1.1234      1.1234     -11.617      11.393
   30 -1.5030      1.5030     -11.393      11.092
   31 -1.8186      1.8186     -11.092      10.728
   32 -2.0755      2.0755     -10.728      10.313
   33 -2.2791      2.2791     -10.313      9.8575
   34 -2.4343      2.4343     -9.8575      9.3706
   35 -2.5462      2.5462     -9.3706      8.8614
   36 -2.6193      2.6193     -8.8614      8.3375
   37 -2.6579      2.6579     -8.3375      7.8059
   38 -2.6663      2.6663     -7.8059      7.2727
   39 -2.6482      2.6482     -7.2727      6.7430
   40 -2.6072      2.6072     -6.7430      6.2216
   41 -2.5468      2.5468     -6.2216      5.7122
   42 -2.4698      2.4698     -5.7122      5.2183
   43 -2.3793      2.3793     -5.2183      4.7424
   44 -2.2777      2.2777     -4.7424      4.2869
   45 -2.1674      2.1674     -4.2869      3.8534
   46 -2.0505      2.0505     -3.8534      3.4433
   47 -1.9593      1.9593     -3.4433      3.2474
   48 -1.8669      1.8669     -3.2474      2.8740
   49 -1.7415      1.7415     -2.8740      2.5257
   50 -1.6152      1.6152     -2.5257      2.2026
   51 -1.4895      1.4895     -2.2026      1.9047
   52 -1.3653      1.3653     -1.9047      1.6317
```

53	−1.2435	1.2435	−1.6317	1.3830
54	−1.1251	1.1251	−1.3830	1.1580
55	−1.0106	1.0106	−1.1580	0.95584
56	−0.90066	0.90066	−0.95584	0.77571
57	−0.79570	0.79570	−0.77571	0.61656
58	−0.69612	0.69612	−0.61656	0.47734
59	−0.60220	0.60220	−0.47734	0.35690
60	−0.51419	0.51419	−0.35690	0.25406
61	−0.43224	0.43224	−0.25406	0.16762
62	−0.35647	0.35647	−0.16762	9.63215E−02
63	−0.28696	0.28696	−9.63215E−02	3.89289E−02
64	−0.22375	0.22375	−3.89289E−02	−5.82166E−03
65	−0.16685	0.16685	5.82166E−03	−3.91922E−02
66	−0.11625	0.11625	3.91922E−02	−6.24425E−02
67	−7.19215E−02	7.19215E−02	6.24425E−02	−7.68268E−02
68	−3.38246E−02	3.38246E−02	7.68268E−02	−8.35917E−02
69	−1.91532E−03	1.91532E−03	8.35917E−02	−8.39748E−02
70	2.38550E−02	−2.38550E−02	8.39748E−02	−7.92038E−02
71	4.35350E−02	−4.35350E−02	7.92038E−02	−7.04968E−02
72	5.71705E−02	−5.71705E−02	7.04968E−02	−5.90627E−02
73	6.48030E−02	−6.48030E−02	5.90627E−02	−4.61021E−02
74	6.64679E−02	−6.64679E−02	4.61021E−02	−3.28085E−02
75	6.21943E−02	−6.21943E−02	3.28085E−02	−2.03703E−02
76	5.20044E−02	−5.20044E−02	2.03703E−02	−9.96940E−03
77	3.59137E−02	−3.59137E−02	9.96940E−03	−2.78666E−03
78	1.39326E−02	−1.39326E−02	2.78666E−03	2.31815E−13

```
+-------------------------------------------------------------------------------------------------------------------------+
|                   PARATIEPLUS(TM)   NLS ENGINE RELEASE  2018.0    FULL VERSION  *Build date:Nov 13, 2017*              |
|                                                                                                                         |
|                                     NewProject.BaseDesignSection_28.A1M1R1_1183                                         |
|                                  Exe Time : 4 September 2018 18:06:51                                                   |
+-------------------------------------------------------------------------------------------------------------------------+
New Project


S T R E S S   R E S U L T S   F O R   G R O U P   N O.   4

WallElement_New_76649                                          :
ELEMENT TYPE    2 NO.OF ELEMENTS. IN THIS GROUP   47
C U R R E N T   T I M E   I S     2.0000

 WALL2D ELEMENT

   EL      TA          TB          MA          MB
-----------------------------------------------------

***** NO ONE ELEMENT ACTIVE AT CURRENT STEP *****
```

```
+-------------------------------------------------------------------------------------------------------------------------+
|                   PARATIEPLUS(TM)   NLS ENGINE RELEASE  2018.0    FULL VERSION  *Build date:Nov 13, 2017*              |
|                                                                                                                         |
|                                     NewProject.BaseDesignSection_28.A1M1R1_1183                                         |
|                                  Exe Time : 4 September 2018 18:06:51                                                   |
+-------------------------------------------------------------------------------------------------------------------------+
New Project


S T R E S S   R E S U L T S   F O R   G R O U P   N O.   5

Tieback_175                                                :
ELEMENT TYPE    6 NO.OF ELEMENTS. IN THIS GROUP    1
C U R R E N T   T I M E   I S      2.0000

 POST-TENSION 2D-BOUNDARY ELEMENT

         EL    FORCE          d0          EDISPL     pl. eps          K     -ve limit   +ve limit
-----------------------------------------------------------------------------------------------------

***** NO ONE ELEMENT ACTIVE AT CURRENT STEP *****

ITER     0 RNORM = 0.000     RMNORM= 0.000
           RINORM=0.4965E+05 RIMNOR= 6525.
           RENORM=0.1439E+05 REMNOR=0.1947E-21 RATIO =0.5383     TOLER =0.1000E-03  NOT CONVERGED
           RFMAX = 119.9     RMMAX = 11.78
           RTSMAL=0.1000E-02 RMSMAL=0.1000E-03
           RDT   =0.4965E+05 RDR   = 6525.
           RATIOT=0.5383     RATIOR= 0.000
           MAX UN=0.1255E-04 IEQ=     3 NODE      1 DOF   3  Y-DISPL.S
           MIN UN=-119.9     IEQ=     1 NODE      1 DOF   1  Y-DISPL.F
           NO. OF CONTACT CONSTRAINT VIOLATIONS     0


ITER     2 RNORM = 0.000     RMNORM= 0.000
           RINORM=0.4965E+05 RIMNOR= 6525.
           RENORM= 137.2     REMNOR=0.9315E-19 RATIO =0.5256E-01 TOLER =0.1000E-03  NOT CONVERGED
           RFMAX = 119.9     RMMAX = 11.78
           RTSMAL=0.1000E-02 RMSMAL=0.1000E-03
           RDT   =0.4965E+05 RDR   = 6525.
           RATIOT=0.5256E-01 RATIOR= 0.000
           MAX UN=0.2056E-01 IEQ=   196 NODE     40 DOF   1  Y-DISPL.F
           MIN UN=-7.307     IEQ=     6 NODE      2 DOF   1  Y-DISPL.F
           NO. OF CONTACT CONSTRAINT VIOLATIONS     0


ITER     3 RNORM = 0.000     RMNORM= 0.000
           RINORM=0.4965E+05 RIMNOR= 6525.
           RENORM= 3.896     REMNOR=0.1302E-19 RATIO =0.8858E-02 TOLER =0.1000E-03  NOT CONVERGED
           RFMAX = 119.9     RMMAX = 11.78
           RTSMAL=0.1000E-02 RMSMAL=0.1000E-03
           RDT   =0.4965E+05 RDR   = 6525.
           RATIOT=0.8858E-02 RATIOR= 0.000
           MAX UN=0.6175E-01 IEQ=   226 NODE     46 DOF   1  Y-DISPL.F
           MIN UN=-1.526     IEQ=    46 NODE     10 DOF   1  Y-DISPL.F
           NO. OF CONTACT CONSTRAINT VIOLATIONS     0


ITER     4 RNORM = 0.000     RMNORM= 0.000
           RINORM=0.4965E+05 RIMNOR= 6525.
           RENORM=0.4429E-03 REMNOR=0.9131E-20 RATIO =0.9444E-04 TOLER =0.1000E-03      CONVERGED !
           RFMAX = 119.9     RMMAX = 11.78
           RTSMAL=0.1000E-02 RMSMAL=0.1000E-03
           RDT   =0.4965E+05 RDR   = 6525.
           RATIOT=0.9444E-04 RATIOR= 0.000
           MAX UN=0.5569E-02 IEQ=   261 NODE     53 DOF   1  Y-DISPL.F
           MIN UN=-.2007E-01 IEQ=   146 NODE     30 DOF   1  Y-DISPL.F
           NO. OF CONTACT CONSTRAINT VIOLATIONS     0
```

PARATIEPLUS(TM) NLS ENGINE RELEASE 2018.0 FULL VERSION *Build date:Nov 13, 2017*

NewProject.BaseDesignSection_28.A1M1R1_1183

Exe Time : 4 September 2018 18:06:51

New Project

SOLUTION REACHED USING 4 ITERATIONS ON 40

P R I N T O U T F O R T I M E S T E P 3 (AT TIME 3.000)

PRINT OUT OF ACTIVE COMPONENTS (FIXED NODES ARE NOT PRINTED OUT)

	Y-DISPL.F (02)	X-ROT. F (04)	Y-DISPL.S (08)	X-ROT. S (10)	Y-FORCE (14)	GAP	C-FORCE
1	-1.6623846E-03	4.4413107E-04	-1.6623846E-03	0.000000	1.1907854E-14	0.000000	4.4020910E-05
2	-1.5736233E-03	4.4315773E-04	-1.5736233E-03	0.000000	5.7397823E-15	-2.1684043E-19	4.2437613E-05
3	-1.4852498E-03	4.4026030E-04	-1.4852498E-03	0.000000	5.5256380E-15	4.3368087E-19	4.0854317E-05
4	-1.3976429E-03	4.3550782E-04	-1.3976429E-03	0.000000	5.3114943E-15	4.3368087E-19	3.9271026E-05
5	-1.3111625E-03	4.2901869E-04	-1.3111625E-03	0.000000	5.0973840E-15	0.000000	3.7687982E-05
6	-1.2261411E-03	4.2094308E-04	-1.2261411E-03	0.000000	4.8834551E-15	0.000000	3.6106278E-05
7	-1.1428805E-03	4.1143768E-04	-1.1428805E-03	0.000000	4.6698192E-15	0.000000	3.4526741E-05
8	-1.0616510E-03	4.0065784E-04	-1.0616510E-03	0.000000	4.4565082E-15	-2.1684043E-19	3.2949607E-05
9	-9.8269227E-04	3.8875515E-04	-9.8269227E-04	0.000000	4.2434782E-15	2.1684043E-19	3.1374550E-05
10	-9.0621400E-04	3.7587708E-04	-9.0621400E-04	0.000000	4.0306125E-15	-1.0842022E-19	2.9800707E-05
11	-8.3239691E-04	3.6216686E-04	-8.3239691E-04	0.000000	3.8178370E-15	2.1684043E-19	2.8227532E-05
12	-7.6139347E-04	3.4776344E-04	-7.6139347E-04	0.000000	3.6055321E-15	-3.2526065E-19	2.6657836E-05
13	-6.9332877E-04	3.3280155E-04	-6.9332877E-04	0.000000	3.3944599E-15	0.000000	2.5097254E-05
14	-6.2830137E-04	3.1741186E-04	-6.2830137E-04	0.000000	3.1855524E-15	0.000000	2.3552677E-05
15	-5.6638424E-04	3.0171898E-04	-5.6638424E-04	0.000000	2.9797291E-15	0.000000	2.2030903E-05
16	-5.0762631E-04	2.8583815E-04	-5.0762631E-04	0.000000	2.7778366E-15	0.000000	2.0538039E-05
17	-4.5205424E-04	2.6987421E-04	-4.5205424E-04	0.000000	2.5805562E-15	0.000000	1.9079438E-05
18	-3.9967553E-04	2.5392250E-04	-3.9967553E-04	0.000000	2.3885257E-15	-5.4210109E-20	1.7659787E-05
19	-3.5047870E-04	2.3806893E-04	-3.5047870E-04	0.000000	2.2023263E-15	1.0842022E-19	1.6283103E-05
20	-3.0443626E-04	2.2239085E-04	-3.0443626E-04	0.000000	2.0223873E-15	0.000000	1.4952820E-05
21	-2.6150625E-04	2.0695756E-04	-2.6150625E-04	0.000000	1.8491311E-15	1.0842022E-19	1.3671825E-05
22	-2.2163303E-04	1.9183058E-04	-2.2163303E-04	0.000000	1.6828737E-15	-2.7105054E-20	1.2442483E-05
23	-1.8474995E-04	1.7706463E-04	-1.8474995E-04	0.000000	1.5238489E-15	2.7105054E-20	1.1266718E-05
24	-1.5077990E-04	1.6270783E-04	-1.5077990E-04	0.000000	1.3722728E-15	2.7105054E-20	1.0146026E-05
25	-1.1963674E-04	1.4880227E-04	-1.1963674E-04	0.000000	1.2282967E-15	-2.7105054E-20	9.0815258E-06
26	-9.1226470E-05	1.3538452E-04	-9.1226470E-05	0.000000	1.0920155E-15	-1.3552527E-20	8.0739905E-06
27	-6.5447780E-05	1.2249589E-04	-6.5447780E-05	0.000000	9.6350614E-16	1.3552527E-20	7.1238359E-06
28	-4.2190069E-05	1.1017989E-04	-4.2190069E-05	0.000000	8.4274331E-16	-2.7105054E-20	6.2309100E-06
29	-2.1335360E-05	9.8470832E-05	-2.1335360E-05	0.000000	7.2964035E-16	-6.7762636E-21	5.3946715E-06
30	-2.7595553E-06	8.7394483E-05	-2.7595553E-06	0.000000	6.2415110E-16	-7.6232965E-21	4.6147258E-06
31	1.3665839E-05	7.6969226E-05	1.3665839E-05	0.000000	5.2621299E-16	-3.3881318E-21	3.8906394E-06
32	2.8072198E-05	6.7205967E-05	2.8072198E-05	0.000000	4.3572518E-16	-1.0164395E-20	3.2216034E-06
33	4.0592487E-05	5.8107732E-05	4.0592487E-05	0.000000	3.5252212E-16	2.0328791E-20	2.6064088E-06
34	5.1359387E-05	4.9670939E-05	5.1359387E-05	0.000000	2.7639209E-16	2.0328791E-20	2.0435336E-06
35	6.0504328E-05	4.1886114E-05	6.0504328E-05	0.000000	2.0709666E-16	0.000000	1.5311906E-06
36	6.8156332E-05	3.4738782E-05	6.8156332E-05	0.000000	1.4436526E-16	0.000000	1.0673875E-06
37	7.4441065E-05	2.8210281E-05	7.4441065E-05	0.000000	8.7910447E-17	2.7105054E-20	6.4997987E-07
38	7.9480188E-05	2.2278416E-05	7.9480188E-05	0.000000	3.7425723E-17	-1.3552527E-20	2.7671096E-07
39	8.3390561E-05	1.6918486E-05	8.3390561E-05	0.000000	-7.4021543E-18	-1.3552527E-20	-5.4728595E-08
40	8.6283933E-05	1.2103822E-05	8.6283933E-05	0.000000	-4.6888480E-17	2.7105054E-20	-3.4667483E-07
41	8.8266564E-05	7.8062790E-06	8.8266564E-05	0.000000	-8.1348651E-17	2.7105054E-20	-6.0145968E-07
42	8.9438973E-05	3.9966559E-06	8.9438973E-05	0.000000	-1.1109410E-16	-2.7105054E-20	-8.2138575E-07
43	8.9895762E-05	6.4506433E-07	8.9895762E-05	0.000000	-1.3642933E-16	2.7105054E-20	-1.0087044E-06
44	8.9725517E-05	-2.2787418E-06	8.9725517E-05	0.000000	-1.5764815E-16	0.000000	-1.1655967E-06
45	8.9010768E-05	-4.8050650E-06	8.9010768E-05	0.000000	-1.7503603E-16	0.000000	-1.2941567E-06
46	8.7827983E-05	-6.9640605E-06	8.7827983E-05	0.000000	-1.8886331E-16	0.000000	-1.3963805E-06
47	8.6247652E-05	-8.7854417E-06	8.6247652E-05	0.000000	-4.4312921E-17	-1.3552527E-20	-1.4741843E-06
48	8.5328826E-05	-9.5777838E-06	8.5328826E-05	0.000000	-4.5225385E-17	-2.7105054E-20	-1.5045398E-06
49	8.3271672E-05	-1.0947097E-05	8.3271672E-05	0.000000	-2.0955999E-16	1.3552527E-20	-1.5494035E-06
50	8.0967734E-05	-1.2050202E-05	8.0967734E-05	0.000000	-2.1299923E-16	-1.3552527E-20	-1.5748319E-06
51	7.8467536E-05	-1.2914131E-05	7.8467536E-05	0.000000	-2.1408408E-16	-1.3552527E-20	-1.5828528E-06
52	7.5816293E-05	-1.3564887E-05	7.5816293E-05	0.000000	-2.1308458E-16	2.7105054E-20	-1.5754629E-06
53	7.3054133E-05	-1.4027367E-05	7.3054133E-05	0.000000	-2.1026184E-16	0.000000	-1.5545927E-06
54	7.0216313E-05	-1.4325354E-05	7.0216313E-05	0.000000	-2.0586282E-16	0.000000	-1.5220681E-06
55	6.7333456E-05	-1.4481374E-05	6.7333456E-05	0.000000	-2.0011474E-16	-1.3552527E-20	-1.4795691E-06

56	6.4431821E-05	-1.4516530E-05	6.4431821E-05	0.000000	-1.9322424E-16	0.000000	-1.4286234E-06
57	6.1533590E-05	-1.4450485E-05	6.1533590E-05	0.000000	-1.8537796E-16	-1.3552527E-20	-1.3706112E-06
58	5.8657159E-05	-1.4301456E-05	5.8657159E-05	0.000000	-1.7674324E-16	-2.0328791E-20	-1.3067695E-06
59	5.5817422E-05	-1.4086221E-05	5.5817422E-05	0.000000	-1.6746887E-16	2.0328791E-20	-1.2381984E-06
60	5.3026061E-05	-1.3820134E-05	5.3026061E-05	0.000000	-1.5768597E-16	0.000000	-1.1658676E-06
61	5.0291828E-05	-1.3517147E-05	5.0291828E-05	0.000000	-1.4750894E-16	-1.3552527E-20	-1.0906226E-06
62	4.7620824E-05	-1.3189833E-05	4.7620824E-05	0.000000	-1.3703638E-16	6.7762636E-21	-1.0131927E-06
63	4.5016768E-05	-1.2849419E-05	4.5016768E-05	0.000000	-1.2635217E-16	6.7762636E-21	-9.3419783E-07
64	4.2481269E-05	-1.2505816E-05	4.2481269E-05	0.000000	-1.1552645E-16	-6.7762636E-21	-8.5415676E-07
65	4.0014079E-05	-1.2167656E-05	4.0014079E-05	0.000000	-1.0461675E-16	1.3552527E-20	-7.7349476E-07
66	3.7613351E-05	-1.1842323E-05	3.7613351E-05	0.000000	-9.3669030E-17	6.7762636E-21	-6.9255167E-07
67	3.5275883E-05	-1.1535987E-05	3.5275883E-05	0.000000	-8.2718793E-17	0.000000	-6.1158997E-07
68	3.2997357E-05	-1.1253638E-05	3.2997357E-05	0.000000	-7.1792167E-17	0.000000	-5.3080282E-07
69	3.0772573E-05	-1.0999114E-05	3.0772573E-05	0.000000	-6.0907002E-17	6.7762636E-21	-4.5032223E-07
70	2.8595675E-05	-1.0775133E-05	2.8595675E-05	0.000000	-5.0073970E-17	6.7762636E-21	-3.7022709E-07
71	2.6460376E-05	-1.0583313E-05	2.6460376E-05	0.000000	-3.9297645E-17	-3.3881318E-21	-2.9055121E-07
72	2.4360170E-05	-1.0424198E-05	2.4360170E-05	0.000000	-2.8577592E-17	0.000000	-2.1129139E-07
73	2.2288550E-05	-1.0297277E-05	2.2288550E-05	0.000000	-1.7909444E-17	-3.3881318E-21	-1.3241533E-07
74	2.0239216E-05	-1.0200998E-05	2.0239216E-05	0.000000	-7.2859725E-18	3.3881318E-21	-5.3869593E-08
75	1.8206280E-05	-1.0132781E-05	1.8206280E-05	0.000000	3.3015954E-18	-3.3881318E-21	2.4412519E-08
76	1.6184574E-05	-1.0089031E-05	1.6184574E-05	0.000000	1.3862186E-17	-3.3881318E-21	1.0249919E-07
77	1.4169445E-05	-1.0065135E-05	1.4169445E-05	0.000000	2.4408651E-17	-3.3881318E-21	1.8046789E-07
78	1.2157570E-05	-1.0055481E-05	1.2157570E-05	0.000000	3.4948248E-17	1.6940659E-21	2.5837412E-07
79	1.0146644E-05	-1.0053450E-05	1.0146644E-05	0.000000	9.0974191E-17	-1.6940659E-21	3.3626311E-07

```
+-------------------------------------------------------------------------------------------------------------------------------+
|                   PARATIEPLUS(TM)   NLS ENGINE RELEASE  2018.0    FULL VERSION  *Build date:Nov 13, 2017*                    |
|                                                                                                                               |
|                                    NewProject.BaseDesignSection_28.A1M1R1_1183                                                |
|                                  Exe Time : 4 September 2018 18:06:51                                                         |
+-------------------------------------------------------------------------------------------------------------------------------+
New Project


S T R E S S   R E S U L T S   F O R   G R O U P   N O.   1

0_L                                                              :
ELEMENT TYPE    5 NO.OF ELEMENTS. IN THIS GROUP   79
C U R R E N T   T I M E   I S      3.0000

 HARDENING 2D SOIL ELEMENT

 ****** TOTAL STRESS FORMULATION *****

  EL *   FORCE     DISPL-Y  VERTICAL-P  HORIZON.-P     MAX-V-P     MAX-H-P           STATE   STIFFNESS Z-LEVEL      PORE
E FACTOR    UFACTOR       Peq           Su_a         Su_p     LAYER
 ------------------------------------------------------------------------------------------------------------------------------
-------------------------------------------------------------------------------------------
   1 D  3.1202E-03  1.6624E-03  7.2766E-03  3.1202E-02  7.2766E-03  0.7714         PASSIVE   0.000       0.000       0.000
1.000       1.000      3.1202E-02   0.000       0.000     DI1_164_167_L_0
   2 D   2.784      1.5736E-03   3.246       13.92       3.246       13.92         PASSIVE   0.000     -0.2000       0.000
1.000       1.000       13.92       0.000       0.000     DI1_164_167_L_0
   3 D   5.723      1.4852E-03   6.673       28.61       6.673       28.61         PASSIVE   0.000     -0.4000       0.000
1.000       1.000       28.61       0.000       0.000     DI1_164_167_L_0
   4 D   8.869      1.3976E-03   10.34       44.35       10.34       44.35         PASSIVE   0.000     -0.6000       0.000
1.000       1.000       44.35       0.000       0.000     DI1_164_167_L_0
   5 D   9.632      1.3112E-03   14.19       48.16       14.19       48.16             V-C  2.5143E+04 -0.8000       0.000
1.000       1.000       48.16       0.000       0.000     DI1_164_167_L_0
   6 D   9.679      1.2261E-03   18.11       48.40       18.11       48.40             V-C  2.5143E+04  -1.000       0.000
1.000       1.000       48.40       0.000       0.000     DI1_164_167_L_0
   7 D   9.676      1.1429E-03   22.08       48.38       22.08       48.38             V-C  2.5143E+04  -1.200       0.000
1.000       1.000       48.38       0.000       0.000     DI1_164_167_L_0
   8 D   9.643      1.0617E-03   26.28       48.22       26.28       48.22             V-C  2.5143E+04  -1.400       0.000
1.000       1.000       48.22       0.000       0.000     DI1_164_167_L_0
   9 D   9.596      9.8269E-04   30.30       47.98       30.30       47.98             V-C  2.5143E+04  -1.600       0.000
1.000       1.000       47.98       0.000       0.000     DI1_164_167_L_0
  10 D   9.545      9.0621E-04   35.12       47.72       35.12       47.72             V-C  2.5143E+04  -1.800       0.000
1.000       1.000       47.72       0.000       0.000     DI1_164_167_L_0
  11 D   9.495      8.3240E-04   38.82       47.48       38.82       47.48             V-C  2.5143E+04  -2.000       0.000
1.000       1.000       47.48       0.000       0.000     DI1_164_167_L_0
  12 D   9.453      7.6139E-04   42.45       47.26       42.45       47.26             V-C  2.5143E+04  -2.200       0.000
1.000       1.000       47.26       0.000       0.000     DI1_164_167_L_0
  13 D   9.420      6.9333E-04   46.73       47.10       46.73       47.10             V-C  2.5143E+04  -2.400       0.000
1.000       1.000       47.10       0.000       0.000     DI1_164_167_L_0
  14 D   9.398      6.2830E-04   50.21       46.99       50.21       46.99             V-C  2.5143E+04  -2.600       0.000
1.000       1.000       46.99       0.000       0.000     DI1_164_167_L_0
  15 D   9.390      5.6638E-04   53.66       46.95       53.66       46.95             V-C  2.5143E+04  -2.800       0.000
1.000       1.000       46.95       0.000       0.000     DI1_164_167_L_0
  16 D   9.396      5.0763E-04   57.66       46.98       57.66       46.98             V-C  2.5143E+04  -3.000       0.000
1.000       1.000       46.98       0.000       0.000     DI1_164_167_L_0
  17 D   9.417      4.5205E-04   61.03       47.08       61.03       47.08             V-C  2.5143E+04  -3.200       0.000
1.000       1.000       47.08       0.000       0.000     DI1_164_167_L_0
  18 D   9.452      3.9968E-04   64.89       47.26       64.89       47.26             V-C  2.5143E+04  -3.400       0.000
1.000       1.000       47.26       0.000       0.000     DI1_164_167_L_0
  19 D   9.503      3.5048E-04   68.21       47.52       68.21       47.52             V-C  2.5143E+04  -3.600       0.000
1.000       1.000       47.52       0.000       0.000     DI1_164_167_L_0
  20 D   9.570      3.0444E-04   71.52       47.85       71.52       47.85             V-C  2.5143E+04  -3.800       0.000
1.000       1.000       47.85       0.000       0.000     DI1_164_167_L_0
  21 D   9.652      2.6151E-04   74.82       48.26       74.82       48.26             V-C  2.5143E+04  -4.000       0.000
1.000       1.000       48.26       0.000       0.000     DI1_164_167_L_0
  22 D   9.749      2.2163E-04   78.52       48.74       78.52       48.74             V-C  2.5143E+04  -4.200       0.000
1.000       1.000       48.74       0.000       0.000     DI1_164_167_L_0
  23 D   9.861      1.8475E-04   81.80       49.30       81.80       49.30             V-C  2.5143E+04  -4.400       0.000
1.000       1.000       49.30       0.000       0.000     DI1_164_167_L_0
  24 D   9.988      1.5078E-04   85.06       49.94       85.06       49.94             V-C  2.5143E+04  -4.600       0.000
1.000       1.000       49.94       0.000       0.000     DI1_164_167_L_0
```

25 D	10.13	1.1964E-04	88.69	50.64	88.69	50.64	V-C	2.5143E+04	-4.800	0.000
1.000	1.000	50.64	0.000	0.000	DI1_164_167_L_0					
26 D	10.93	9.1226E-05	91.94	54.65	91.94	54.65	V-C	6.0600E+04	-5.000	0.000
1.000	1.000	54.65	0.000	0.000	DI2_165_168_L_0					
27 D	10.92	6.5448E-05	95.18	54.58	95.18	54.58	V-C	6.0600E+04	-5.200	0.000
1.000	1.000	54.58	0.000	0.000	DI2_165_168_L_0					
28 D	10.93	4.2190E-05	98.75	54.66	98.75	54.66	V-C	6.0600E+04	-5.400	0.000
1.000	1.000	54.66	0.000	0.000	DI2_165_168_L_0					
29 D	10.98	2.1335E-05	102.0	54.88	102.0	54.88	V-C	6.0600E+04	-5.600	0.000
1.000	1.000	54.88	0.000	0.000	DI2_165_168_L_0					
30 D	11.05	2.7596E-06	105.2	55.25	105.2	55.25	V-C	6.0600E+04	-5.800	0.000
1.000	1.000	55.25	0.000	0.000	DI2_165_168_L_0					
31 D	11.05	-1.3666E-05	108.7	55.25	108.7	56.57	UL-RL	9.6960E+04	-6.000	0.000
1.000	1.000	55.25	0.000	0.000	DI2_165_168_L_0					
32 D	11.07	-2.8072E-05	112.0	55.34	112.0	58.07	UL-RL	9.6960E+04	-6.200	0.000
1.000	1.000	55.34	0.000	0.000	DI2_165_168_L_0					
33 D	11.12	-4.0592E-05	115.2	55.62	115.2	59.56	UL-RL	9.6960E+04	-6.400	0.000
1.000	1.000	55.62	0.000	0.000	DI2_165_168_L_0					
34 D	11.22	-5.1359E-05	118.7	56.08	118.7	61.05	UL-RL	9.6960E+04	-6.600	0.000
1.000	1.000	56.08	0.000	0.000	DI2_165_168_L_0					
35 D	11.34	-6.0504E-05	121.9	56.69	121.9	62.55	UL-RL	9.6960E+04	-6.800	0.000
1.000	1.000	56.69	0.000	0.000	DI2_165_168_L_0					
36 D	11.49	-6.8156E-05	125.1	57.44	125.1	64.05	UL-RL	9.6960E+04	-7.000	0.000
1.000	1.000	57.44	0.000	0.000	DI2_165_168_L_0					
37 D	11.67	-7.4441E-05	128.5	58.33	128.5	65.55	UL-RL	9.6960E+04	-7.200	0.000
1.000	1.000	58.33	0.000	0.000	DI2_165_168_L_0					
38 D	11.87	-7.9480E-05	131.8	59.34	131.8	67.05	UL-RL	9.6960E+04	-7.400	0.000
1.000	1.000	59.34	0.000	0.000	DI2_165_168_L_0					
39 D	12.09	-8.3391E-05	135.0	60.47	135.0	68.55	UL-RL	9.6960E+04	-7.600	0.000
1.000	1.000	60.47	0.000	0.000	DI2_165_168_L_0					
40 D	12.34	-8.6284E-05	138.4	61.69	138.4	70.05	UL-RL	9.6960E+04	-7.800	0.000
1.000	1.000	61.69	0.000	0.000	DI2_165_168_L_0					
41 D	12.60	-8.8267E-05	141.6	63.00	141.6	71.56	UL-RL	9.6960E+04	-8.000	0.000
1.000	1.000	63.00	0.000	0.000	DI2_165_168_L_0					
42 D	12.88	-8.9439E-05	144.8	64.39	144.8	73.07	UL-RL	9.6960E+04	-8.200	0.000
1.000	1.000	64.39	0.000	0.000	DI2_165_168_L_0					
43 D	13.17	-8.9896E-05	148.2	65.86	148.2	74.57	UL-RL	9.6960E+04	-8.400	0.000
1.000	1.000	65.86	0.000	0.000	DI2_165_168_L_0					
44 D	13.48	-8.9726E-05	151.4	67.38	151.4	76.08	UL-RL	9.6960E+04	-8.600	0.000
1.000	1.000	67.38	0.000	0.000	DI2_165_168_L_0					
45 D	13.79	-8.9011E-05	154.6	68.96	154.6	77.59	UL-RL	9.6960E+04	-8.800	0.000
1.000	1.000	68.96	0.000	0.000	DI2_165_168_L_0					
46 D	14.12	-8.7828E-05	158.0	70.59	158.0	79.10	UL-RL	9.6960E+04	-9.000	0.000
1.000	1.000	70.59	0.000	0.000	DI2_165_168_L_0					
47 D	10.84	-8.6248E-05	161.2	72.25	161.2	80.62	UL-RL	9.6960E+04	-9.200	0.000
1.000	1.000	72.25	0.000	0.000	DI2_165_168_L_0					
48 D	10.96	-8.5329E-05	162.9	73.10	162.9	81.37	UL-RL	9.6960E+04	-9.300	0.000
1.000	1.000	73.10	0.000	0.000	DI2_165_168_L_0					
49 D	14.96	-8.3272E-05	166.1	74.81	166.1	82.89	UL-RL	9.6960E+04	-9.500	0.000
1.000	1.000	74.81	0.000	0.000	DI2_165_168_L_0					
50 D	15.31	-8.0968E-05	169.3	76.55	169.3	84.40	UL-RL	9.6960E+04	-9.700	0.000
1.000	1.000	76.55	0.000	0.000	DI2_165_168_L_0					
51 D	15.66	-7.8468E-05	172.7	78.31	172.7	85.92	UL-RL	9.6960E+04	-9.900	0.000
1.000	1.000	78.31	0.000	0.000	DI2_165_168_L_0					
52 D	16.02	-7.5816E-05	175.9	80.09	175.9	87.44	UL-RL	9.6960E+04	-10.10	0.000
1.000	1.000	80.09	0.000	0.000	DI2_165_168_L_0					
53 D	16.38	-7.3054E-05	179.1	81.88	179.1	88.96	UL-RL	9.6960E+04	-10.30	0.000
1.000	1.000	81.88	0.000	0.000	DI2_165_168_L_0					
54 D	16.73	-7.0216E-05	182.5	83.67	182.5	90.48	UL-RL	9.6960E+04	-10.50	0.000
1.000	1.000	83.67	0.000	0.000	DI2_165_168_L_0					
55 D	17.10	-6.7333E-05	185.7	85.48	185.7	92.00	UL-RL	9.6960E+04	-10.70	0.000
1.000	1.000	85.48	0.000	0.000	DI2_165_168_L_0					
56 D	17.46	-6.4432E-05	188.9	87.28	188.9	93.53	UL-RL	9.6960E+04	-10.90	0.000
1.000	1.000	87.28	0.000	0.000	DI2_165_168_L_0					
57 D	17.82	-6.1534E-05	192.3	89.09	192.3	95.05	UL-RL	9.6960E+04	-11.10	0.000
1.000	1.000	89.09	0.000	0.000	DI2_165_168_L_0					
58 D	18.18	-5.8657E-05	195.5	90.89	195.5	96.58	UL-RL	9.6960E+04	-11.30	0.000
1.000	1.000	90.89	0.000	0.000	DI2_165_168_L_0					
59 D	18.54	-5.5817E-05	198.7	92.70	198.7	98.11	UL-RL	9.6960E+04	-11.50	0.000
1.000	1.000	92.70	0.000	0.000	DI2_165_168_L_0					
60 D	18.90	-5.3026E-05	202.0	94.50	202.0	99.64	UL-RL	9.6960E+04	-11.70	0.000
1.000	1.000	94.50	0.000	0.000	DI2_165_168_L_0					
61 D	19.26	-5.0292E-05	205.2	96.29	205.2	101.2	UL-RL	9.6960E+04	-11.90	0.000
1.000	1.000	96.29	0.000	0.000	DI2_165_168_L_0					

```
  62 D   19.62     -4.7621E-05   208.4       98.08       208.4       102.7          UL-RL  9.6960E+04  -12.10       0.000
1.000       1.000       98.08       0.000       0.000     DI2_165_168_L_0
  63 D   19.97     -4.5017E-05   211.8       99.86       211.8       104.2          UL-RL  9.6960E+04  -12.30       0.000
1.000       1.000       99.86       0.000       0.000     DI2_165_168_L_0
  64 D   20.33     -4.2481E-05   215.0       101.6       215.0       105.8          UL-RL  9.6960E+04  -12.50       0.000
1.000       1.000       101.6       0.000       0.000     DI2_165_168_L_0
  65 D   20.68     -4.0014E-05   218.2       103.4       218.2       107.3          UL-RL  9.6960E+04  -12.70       0.000
1.000       1.000       103.4       0.000       0.000     DI2_165_168_L_0
  66 D   21.04     -3.7613E-05   221.5       105.2       221.5       108.8          UL-RL  9.6960E+04  -12.90       0.000
1.000       1.000       105.2       0.000       0.000     DI2_165_168_L_0
  67 D   21.39     -3.5276E-05   224.7       106.9       224.7       110.4          UL-RL  9.6960E+04  -13.10       0.000
1.000       1.000       106.9       0.000       0.000     DI2_165_168_L_0
  68 D   21.74     -3.2997E-05   227.9       108.7       227.9       111.9          UL-RL  9.6960E+04  -13.30       0.000
1.000       1.000       108.7       0.000       0.000     DI2_165_168_L_0
  69 D   22.09     -3.0773E-05   231.2       110.5       231.2       113.4          UL-RL  9.6960E+04  -13.50       0.000
1.000       1.000       110.5       0.000       0.000     DI2_165_168_L_0
  70 D   22.44     -2.8596E-05   234.4       112.2       234.4       115.0          UL-RL  9.6960E+04  -13.70       0.000
1.000       1.000       112.2       0.000       0.000     DI2_165_168_L_0
  71 D   22.79     -2.6460E-05   237.6       114.0       237.6       116.5          UL-RL  9.6960E+04  -13.90       0.000
1.000       1.000       114.0       0.000       0.000     DI2_165_168_L_0
  72 D   23.14     -2.4360E-05   241.0       115.7       241.0       118.1          UL-RL  9.6960E+04  -14.10       0.000
1.000       1.000       115.7       0.000       0.000     DI2_165_168_L_0
  73 D   23.49     -2.2289E-05   244.2       117.4       244.2       119.6          UL-RL  9.6960E+04  -14.30       0.000
1.000       1.000       117.4       0.000       0.000     DI2_165_168_L_0
  74 D   23.84     -2.0239E-05   247.4       119.2       247.4       121.1          UL-RL  9.6960E+04  -14.50       0.000
1.000       1.000       119.2       0.000       0.000     DI2_165_168_L_0
  75 D   24.19     -1.8206E-05   250.7       120.9       250.7       122.7          UL-RL  9.6960E+04  -14.70       0.000
1.000       1.000       120.9       0.000       0.000     DI2_165_168_L_0
  76 D   24.53     -1.6185E-05   253.9       122.7       253.9       124.2          UL-RL  9.6960E+04  -14.90       0.000
1.000       1.000       122.7       0.000       0.000     DI2_165_168_L_0
  77 D   24.88     -1.4169E-05   257.1       124.4       257.1       125.8          UL-RL  9.6960E+04  -15.10       0.000
1.000       1.000       124.4       0.000       0.000     DI2_165_168_L_0
  78 D   25.23     -1.2158E-05   260.4       126.2       260.4       127.3          UL-RL  9.6960E+04  -15.30       0.000
1.000       1.000       126.2       0.000       0.000     DI2_165_168_L_0
  79 D   12.79     -1.0147E-05   263.6       127.9       263.6       128.9          UL-RL  9.6960E+04  -15.50       0.000
1.000       1.000       127.9       0.000       0.000     DI2_165_168_L_0
```

```
+-------------------------------------------------------------------------------------------------------------------------------+
|                   PARATIEPLUS(TM)   NLS ENGINE RELEASE  2018.0    FULL VERSION  *Build date:Nov 13, 2017*                    |
|                                                                                                                               |
|                                    NewProject.BaseDesignSection_28.A1M1R1_1183                                                |
|                                  Exe Time : 4 September 2018 18:06:51                                                         |
+-------------------------------------------------------------------------------------------------------------------------------+
New Project


S T R E S S   R E S U L T S   F O R   G R O U P   N O.   2

0_R                                                              :
ELEMENT TYPE    5 NO.OF ELEMENTS. IN THIS GROUP   79
C U R R E N T   T I M E   I S      3.0000

 HARDENING 2D SOIL ELEMENT

 ****** TOTAL STRESS FORMULATION *****

  EL *   FORCE     DISPL-Y  VERTICAL-P  HORIZON.-P     MAX-V-P     MAX-H-P           STATE   STIFFNESS Z-LEVEL      PORE
E FACTOR    UFACTOR       Peq           Su_a         Su_p     LAYER
 ------------------------------------------------------------------------------------------------------------------------------
-------------------------------------------------------------------------------------------
   1     0.000         --          --          --          --          --          REMOVED     --        0.000       0.000
1.000       1.000       0.000       0.000       0.000     not available
   2     0.000         --          --          --          --          --          REMOVED     --      -0.2000       0.000
1.000       1.000       0.000       0.000       0.000     not available
   3     0.000         --          --          --          --          --          REMOVED     --      -0.4000       0.000
1.000       1.000       0.000       0.000       0.000     not available
   4     0.000         --          --          --          --          --          REMOVED     --      -0.6000       0.000
1.000       1.000       0.000       0.000       0.000     not available
   5     0.000         --          --          --          --          --          REMOVED     --      -0.8000       0.000
1.000       1.000       0.000       0.000       0.000     not available
   6 D   0.000    -1.2261E-03   0.000       0.000       16.00       17.57          ACTIVE   0.000      -1.000       0.000
1.000       1.000       0.000       0.000       0.000     DI1_164_167_L_0
   7 D  0.2131    -1.1429E-03   3.200       1.066       19.20       19.64          ACTIVE   0.000      -1.200       0.000
1.000       1.000       1.066       0.000       0.000     DI1_164_167_L_0
   8 D  0.4262    -1.0617E-03   6.400       2.131       22.40       21.52          ACTIVE   0.000      -1.400       0.000
1.000       1.000       2.131       0.000       0.000     DI1_164_167_L_0
   9 D  0.6394    -9.8269E-04   9.600       3.197       25.60       23.27          ACTIVE   0.000      -1.600       0.000
1.000       1.000       3.197       0.000       0.000     DI1_164_167_L_0
  10 D  0.8525    -9.0621E-04   12.80       4.262       28.80       24.94          ACTIVE   0.000      -1.800       0.000
1.000       1.000       4.262       0.000       0.000     DI1_164_167_L_0
  11 D   1.066    -8.3240E-04   16.00       5.328       32.00       26.55          ACTIVE   0.000      -2.000       0.000
1.000       1.000       5.328       0.000       0.000     DI1_164_167_L_0
  12 D   1.279    -7.6139E-04   19.20       6.394       35.20       28.12          ACTIVE   0.000      -2.200       0.000
1.000       1.000       6.394       0.000       0.000     DI1_164_167_L_0
  13 D   1.492    -6.9333E-04   22.40       7.459       38.40       29.67          ACTIVE   0.000      -2.400       0.000
1.000       1.000       7.459       0.000       0.000     DI1_164_167_L_0
  14 D   1.972    -6.2830E-04   25.60       9.861       41.60       31.19          UL-RL  2.6819E+04  -2.600       0.000
1.000       1.000       9.861       0.000       0.000     DI1_164_167_L_0
  15 D   2.616    -5.6638E-04   28.80       13.08       44.80       32.71          UL-RL  2.6819E+04  -2.800       0.000
1.000       1.000       13.08       0.000       0.000     DI1_164_167_L_0
  16 D   3.240    -5.0763E-04   32.00       16.20       48.00       34.22          UL-RL  2.6819E+04  -3.000       0.000
1.000       1.000       16.20       0.000       0.000     DI1_164_167_L_0
  17 D   3.844    -4.5205E-04   35.20       19.22       51.20       35.72          UL-RL  2.6819E+04  -3.200       0.000
1.000       1.000       19.22       0.000       0.000     DI1_164_167_L_0
  18 D   4.429    -3.9968E-04   38.40       22.15       54.40       37.21          UL-RL  2.6819E+04  -3.400       0.000
1.000       1.000       22.15       0.000       0.000     DI1_164_167_L_0
  19 D   4.996    -3.5048E-04   41.60       24.98       57.60       38.70          UL-RL  2.6819E+04  -3.600       0.000
1.000       1.000       24.98       0.000       0.000     DI1_164_167_L_0
  20 D   5.545    -3.0444E-04   44.80       27.73       60.80       40.20          UL-RL  2.6819E+04  -3.800       0.000
1.000       1.000       27.73       0.000       0.000     DI1_164_167_L_0
  21 D   6.077    -2.6151E-04   48.00       30.38       64.00       41.68          UL-RL  2.6819E+04  -4.000       0.000
1.000       1.000       30.38       0.000       0.000     DI1_164_167_L_0
  22 D   6.591    -2.2163E-04   51.20       32.96       67.20       43.17          UL-RL  2.6819E+04  -4.200       0.000
1.000       1.000       32.96       0.000       0.000     DI1_164_167_L_0
  23 D   7.089    -1.8475E-04   54.40       35.45       70.40       44.66          UL-RL  2.6819E+04  -4.400       0.000
1.000       1.000       35.45       0.000       0.000     DI1_164_167_L_0
  24 D   7.572    -1.5078E-04   57.60       37.86       73.60       46.15          UL-RL  2.6819E+04  -4.600       0.000
1.000       1.000       37.86       0.000       0.000     DI1_164_167_L_0
```

25 D	8.038	-1.1964E-04	60.80	40.19	76.80	47.63	UL-RL	2.6819E+04	-4.800	0.000	
1.000	1.000	40.19	0.000	0.000	DI1_164_167_L_0						
26 D	7.937	-9.1226E-05	64.00	39.68	80.00	49.12	UL-RL	5.7168E+04	-5.000	0.000	
1.000	1.000	39.68	0.000	0.000	DI2_165_168_L_0						
27 D	8.531	-6.5448E-05	67.20	42.66	83.20	50.61	UL-RL	5.7168E+04	-5.200	0.000	
1.000	1.000	42.66	0.000	0.000	DI2_165_168_L_0						
28 D	9.097	-4.2190E-05	70.40	45.48	86.40	52.10	UL-RL	5.7168E+04	-5.400	0.000	
1.000	1.000	45.48	0.000	0.000	DI2_165_168_L_0						
29 D	9.635	-2.1335E-05	73.60	48.17	89.60	53.59	UL-RL	5.7168E+04	-5.600	0.000	
1.000	1.000	48.17	0.000	0.000	DI2_165_168_L_0						
30 D	10.15	-2.7596E-06	76.80	50.73	92.80	55.08	UL-RL	5.7168E+04	-5.800	0.000	
1.000	1.000	50.73	0.000	0.000	DI2_165_168_L_0						
31 D	10.63	1.3666E-05	80.00	53.17	96.00	56.57	UL-RL	5.7168E+04	-6.000	0.000	
1.000	1.000	53.17	0.000	0.000	DI2_165_168_L_0						
32 D	11.10	2.8072E-05	83.20	55.49	99.20	58.07	UL-RL	5.7168E+04	-6.200	0.000	
1.000	1.000	55.49	0.000	0.000	DI2_165_168_L_0						
33 D	11.54	4.0592E-05	86.40	57.71	102.4	59.56	UL-RL	5.7168E+04	-6.400	0.000	
1.000	1.000	57.71	0.000	0.000	DI2_165_168_L_0						
34 D	11.97	5.1359E-05	89.60	59.83	105.6	61.05	UL-RL	5.7168E+04	-6.600	0.000	
1.000	1.000	59.83	0.000	0.000	DI2_165_168_L_0						
35 D	12.37	6.0504E-05	92.80	61.85	108.8	62.55	UL-RL	5.7168E+04	-6.800	0.000	
1.000	1.000	61.85	0.000	0.000	DI2_165_168_L_0						
36 D	12.76	6.8156E-05	96.00	63.79	112.0	64.05	UL-RL	5.7168E+04	-7.000	0.000	
1.000	1.000	63.79	0.000	0.000	DI2_165_168_L_0						
37 D	13.12	7.4441E-05	99.20	65.60	115.2	65.64	UL-RL	5.7168E+04	-7.200	0.000	
1.000	1.000	65.60	0.000	0.000	DI2_165_168_L_0						
38 D	13.46	7.9480E-05	102.4	67.29	118.4	67.31	UL-RL	5.7168E+04	-7.400	0.000	
1.000	1.000	67.29	0.000	0.000	DI2_165_168_L_0						
39 D	13.79	8.3391E-05	105.6	68.94	121.6	68.94	V-C	3.5730E+04	-7.600	0.000	
1.000	1.000	68.94	0.000	0.000	DI2_165_168_L_0						
40 D	14.11	8.6284E-05	108.8	70.55	124.8	70.55	V-C	3.5730E+04	-7.800	0.000	
1.000	1.000	70.55	0.000	0.000	DI2_165_168_L_0						
41 D	14.43	8.8267E-05	112.0	72.13	128.0	72.13	V-C	3.5730E+04	-8.000	0.000	
1.000	1.000	72.13	0.000	0.000	DI2_165_168_L_0						
42 D	14.74	8.9439E-05	115.2	73.68	131.2	73.68	V-C	3.5730E+04	-8.200	0.000	
1.000	1.000	73.68	0.000	0.000	DI2_165_168_L_0						
43 D	15.04	8.9896E-05	118.4	75.21	134.4	75.21	V-C	3.5730E+04	-8.400	0.000	
1.000	1.000	75.21	0.000	0.000	DI2_165_168_L_0						
44 D	15.34	8.9726E-05	121.6	76.71	137.6	76.71	V-C	3.5730E+04	-8.600	0.000	
1.000	1.000	76.71	0.000	0.000	DI2_165_168_L_0						
45 D	15.64	8.9011E-05	124.8	78.20	140.8	78.20	V-C	3.5730E+04	-8.800	0.000	
1.000	1.000	78.20	0.000	0.000	DI2_165_168_L_0						
46 D	15.93	8.7828E-05	128.0	79.67	144.0	79.67	V-C	3.5730E+04	-9.000	0.000	
1.000	1.000	79.67	0.000	0.000	DI2_165_168_L_0						
47 D	12.17	8.6248E-05	131.2	81.13	147.2	81.13	V-C	3.5730E+04	-9.200	0.000	
1.000	1.000	81.13	0.000	0.000	DI2_165_168_L_0						
48 D	12.28	8.5329E-05	132.8	81.85	148.8	81.85	V-C	3.5730E+04	-9.300	0.000	
1.000	1.000	81.85	0.000	0.000	DI2_165_168_L_0						
49 D	16.66	8.3272E-05	136.0	83.29	152.0	83.29	V-C	3.5730E+04	-9.500	0.000	
1.000	1.000	83.29	0.000	0.000	DI2_165_168_L_0						
50 D	16.95	8.0968E-05	139.2	84.73	155.2	84.73	V-C	3.5730E+04	-9.700	0.000	
1.000	1.000	84.73	0.000	0.000	DI2_165_168_L_0						
51 D	17.23	7.8468E-05	142.4	86.16	158.4	86.16	V-C	3.5730E+04	-9.900	0.000	
1.000	1.000	86.16	0.000	0.000	DI2_165_168_L_0						
52 D	17.52	7.5816E-05	145.6	87.58	161.6	87.58	V-C	3.5730E+04	-10.10	0.000	
1.000	1.000	87.58	0.000	0.000	DI2_165_168_L_0						
53 D	17.80	7.3054E-05	148.8	89.01	164.8	89.01	V-C	3.5730E+04	-10.30	0.000	
1.000	1.000	89.01	0.000	0.000	DI2_165_168_L_0						
54 D	18.08	7.0216E-05	152.0	90.40	168.0	90.48	UL-RL	5.7168E+04	-10.50	0.000	
1.000	1.000	90.40	0.000	0.000	DI2_165_168_L_0						
55 D	18.35	6.7333E-05	155.2	91.76	171.2	92.00	UL-RL	5.7168E+04	-10.70	0.000	
1.000	1.000	91.76	0.000	0.000	DI2_165_168_L_0						
56 D	18.62	6.4432E-05	158.4	93.12	174.4	93.53	UL-RL	5.7168E+04	-10.90	0.000	
1.000	1.000	93.12	0.000	0.000	DI2_165_168_L_0						
57 D	18.90	6.1534E-05	161.6	94.48	177.6	95.05	UL-RL	5.7168E+04	-11.10	0.000	
1.000	1.000	94.48	0.000	0.000	DI2_165_168_L_0						
58 D	19.17	5.8657E-05	164.8	95.84	180.8	96.58	UL-RL	5.7168E+04	-11.30	0.000	
1.000	1.000	95.84	0.000	0.000	DI2_165_168_L_0						
59 D	19.44	5.5817E-05	168.0	97.21	184.0	98.11	UL-RL	5.7168E+04	-11.50	0.000	
1.000	1.000	97.21	0.000	0.000	DI2_165_168_L_0						
60 D	19.72	5.3026E-05	171.2	98.58	187.2	99.64	UL-RL	5.7168E+04	-11.70	0.000	
1.000	1.000	98.58	0.000	0.000	DI2_165_168_L_0						
61 D	19.99	5.0292E-05	174.4	99.95	190.4	101.2	UL-RL	5.7168E+04	-11.90	0.000	
1.000	1.000	99.95	0.000	0.000	DI2_165_168_L_0						

62 D	20.27	4.7621E-05	177.6	101.3	193.6	102.7	UL-RL	5.7168E+04	-12.10	0.000	
1.000	1.000	101.3	0.000	0.000	DI2_165_168_L_0						
63 D	20.54	4.5017E-05	180.8	102.7	196.8	104.2	UL-RL	5.7168E+04	-12.30	0.000	
1.000	1.000	102.7	0.000	0.000	DI2_165_168_L_0						
64 D	20.82	4.2481E-05	184.0	104.1	200.0	105.8	UL-RL	5.7168E+04	-12.50	0.000	
1.000	1.000	104.1	0.000	0.000	DI2_165_168_L_0						
65 D	21.10	4.0014E-05	187.2	105.5	203.2	107.3	UL-RL	5.7168E+04	-12.70	0.000	
1.000	1.000	105.5	0.000	0.000	DI2_165_168_L_0						
66 D	21.38	3.7613E-05	190.4	106.9	206.4	108.8	UL-RL	5.7168E+04	-12.90	0.000	
1.000	1.000	106.9	0.000	0.000	DI2_165_168_L_0						
67 D	21.66	3.5276E-05	193.6	108.3	209.6	110.4	UL-RL	5.7168E+04	-13.10	0.000	
1.000	1.000	108.3	0.000	0.000	DI2_165_168_L_0						
68 D	21.94	3.2997E-05	196.8	109.7	212.8	111.9	UL-RL	5.7168E+04	-13.30	0.000	
1.000	1.000	109.7	0.000	0.000	DI2_165_168_L_0						
69 D	22.23	3.0773E-05	200.0	111.1	216.0	113.4	UL-RL	5.7168E+04	-13.50	0.000	
1.000	1.000	111.1	0.000	0.000	DI2_165_168_L_0						
70 D	22.51	2.8596E-05	203.2	112.5	219.2	115.0	UL-RL	5.7168E+04	-13.70	0.000	
1.000	1.000	112.5	0.000	0.000	DI2_165_168_L_0						
71 D	22.79	2.6460E-05	206.4	114.0	222.4	116.5	UL-RL	5.7168E+04	-13.90	0.000	
1.000	1.000	114.0	0.000	0.000	DI2_165_168_L_0						
72 D	23.08	2.4360E-05	209.6	115.4	225.6	118.1	UL-RL	5.7168E+04	-14.10	0.000	
1.000	1.000	115.4	0.000	0.000	DI2_165_168_L_0						
73 D	23.36	2.2289E-05	212.8	116.8	228.8	119.6	UL-RL	5.7168E+04	-14.30	0.000	
1.000	1.000	116.8	0.000	0.000	DI2_165_168_L_0						
74 D	23.65	2.0239E-05	216.0	118.2	232.0	121.1	UL-RL	5.7168E+04	-14.50	0.000	
1.000	1.000	118.2	0.000	0.000	DI2_165_168_L_0						
75 D	23.93	1.8206E-05	219.2	119.7	235.2	122.7	UL-RL	5.7168E+04	-14.70	0.000	
1.000	1.000	119.7	0.000	0.000	DI2_165_168_L_0						
76 D	24.22	1.6185E-05	222.4	121.1	238.4	124.2	UL-RL	5.7168E+04	-14.90	0.000	
1.000	1.000	121.1	0.000	0.000	DI2_165_168_L_0						
77 D	24.50	1.4169E-05	225.6	122.5	241.6	125.8	UL-RL	5.7168E+04	-15.10	0.000	
1.000	1.000	122.5	0.000	0.000	DI2_165_168_L_0						
78 D	24.79	1.2158E-05	228.8	124.0	244.8	127.3	UL-RL	5.7168E+04	-15.30	0.000	
1.000	1.000	124.0	0.000	0.000	DI2_165_168_L_0						
79 D	12.54	1.0147E-05	232.0	125.4	248.0	128.9	UL-RL	5.7168E+04	-15.50	0.000	
1.000	1.000	125.4	0.000	0.000	DI2_165_168_L_0						

```
+-------------------------------------------------------------------------------------------------------------------------+
|                   PARATIEPLUS(TM)   NLS ENGINE RELEASE  2018.0    FULL VERSION  *Build date:Nov 13, 2017*              |
|                                                                                                                         |
|                                      NewProject.BaseDesignSection_28.A1M1R1_1183                                        |
|                                    Exe Time : 4 September 2018 18:06:51                                                 |
+-------------------------------------------------------------------------------------------------------------------------+
New Project


S T R E S S   R E S U L T S   F O R   G R O U P   N O.   3

WallElement_33                                                  :
ELEMENT TYPE    2 NO.OF ELEMENTS. IN THIS GROUP   78
C U R R E N T   T I M E   I S     3.0000

 WALL2D ELEMENT

   EL      TA          TB          MA          MB
-------------------------------------------------------
    1 -119.94      119.94    -2.19131E-11 -23.988
    2 -117.16      117.16      23.988     -47.420
    3 -111.43      111.43      47.420     -69.707
    4 -102.57      102.57      69.707     -90.220
    5 -92.933      92.933      90.220     -108.81
    6 -83.254      83.254      108.81     -125.46
    7 -73.791      73.791      125.46     -140.22
    8 -64.574      64.574      140.22     -153.13
    9 -55.618      55.618      153.13     -164.25
   10 -46.926      46.926      164.25     -173.64
   11 -38.496      38.496      173.64     -181.34
   12 -30.322      30.322      181.34     -187.40
   13 -22.394      22.394      187.40     -191.88
   14 -14.968      14.968      191.88     -194.87
   15 -8.1936      8.1936      194.87     -196.51
   16 -2.0374      2.0374      196.51     -196.92
   17  3.5352     -3.5352      196.92     -196.21
   18  8.5583     -8.5583      196.21     -194.50
   19  13.066     -13.066      194.50     -191.89
   20  17.090     -17.090      191.89     -188.47
   21  20.665     -20.665      188.47     -184.34
   22  23.823     -23.823      184.34     -179.57
   23  26.594     -26.594      179.57     -174.25
   24  29.010     -29.010      174.25     -168.45
   25  31.100     -31.100      168.45     -162.23
   26  34.094     -34.094      162.23     -155.41
   27  36.478     -36.478      155.41     -148.12
   28  38.313     -38.313      148.12     -140.46
   29  39.654     -39.654      140.46     -132.52
   30  40.577     -40.577      132.52     -124.41
   31  40.992     -40.992      124.41     -116.21
   32  40.962     -40.962      116.21     -108.02
   33  40.545     -40.545      108.02     -99.909
   34  39.795     -39.795      99.909     -91.950
   35  38.761     -38.761      91.950     -84.198
   36  37.491     -37.491      84.198     -76.700
   37  36.034     -36.034      76.700     -69.493
   38  34.443     -34.443      69.493     -62.604
   39  32.748     -32.748      62.604     -56.055
   40  30.975     -30.975      56.055     -49.860
   41  29.149     -29.149      49.860     -44.030
   42  27.292     -27.292      44.030     -38.571
   43  25.422     -25.422      38.571     -33.487
   44  23.557     -23.557      33.487     -28.775
   45  21.710     -21.710      28.775     -24.434
   46  19.893     -19.893      24.434     -20.455
   47  18.563     -18.563      20.455     -18.599
   48  17.250     -17.250      18.599     -15.149
   49  15.554     -15.554      15.149     -12.038
   50  13.919     -13.919      12.038     -9.2540
   51  12.350     -12.350      9.2540     -6.7841
   52  10.851     -10.851      6.7841     -4.6139
```

53	9.4192	-9.4192	4.6139	-2.7301
54	8.0748	-8.0748	2.7301	-1.1151
55	6.8188	-6.8188	1.1151	0.24866
56	5.6519	-5.6519	-0.24866	1.3790
57	4.5740	-4.5740	-1.3790	2.2938
58	3.5843	-3.5843	-2.2938	3.0107
59	2.6819	-2.6819	-3.0107	3.5471
60	1.8652	-1.8652	-3.5471	3.9201
61	1.1325	-1.1325	-3.9201	4.1466
62	0.48180	-0.48180	-4.1466	4.2430
63	-8.89193E-02	8.89193E-02	-4.2430	4.2252
64	-0.58176	0.58176	-4.2252	4.1088
65	-0.99882	0.99882	-4.1088	3.9091
66	-1.3421	1.3421	-3.9091	3.6407
67	-1.6137	1.6137	-3.6407	3.3179
68	-1.8152	1.8152	-3.3179	2.9549
69	-1.9484	1.9484	-2.9549	2.5652
70	-2.0147	2.0147	-2.5652	2.1623
71	-2.0154	2.0154	-2.1623	1.7592
72	-1.9517	1.9517	-1.7592	1.3688
73	-1.8242	1.8242	-1.3688	1.0040
74	-1.6338	1.6338	-1.0040	0.67723
75	-1.3809	1.3809	-0.67723	0.40106
76	-1.0660	1.0660	-0.40106	0.18787
77	-0.68903	0.68903	-0.18787	5.00586E-02
78	-0.25028	0.25028	-5.00586E-02	-4.71623E-13

```
+-------------------------------------------------------------------------------------------------------------------------+
|                   PARATIEPLUS(TM)   NLS ENGINE RELEASE  2018.0    FULL VERSION  *Build date:Nov 13, 2017*              |
|                                                                                                                         |
|                                     NewProject.BaseDesignSection_28.A1M1R1_1183                                         |
|                                  Exe Time : 4 September 2018 18:06:51                                                   |
+-------------------------------------------------------------------------------------------------------------------------+
New Project


S T R E S S   R E S U L T S   F O R   G R O U P   N O.   4

WallElement_New_76649                                        :
ELEMENT TYPE    2 NO.OF ELEMENTS. IN THIS GROUP   47
C U R R E N T   T I M E   I S      3.0000

 WALL2D ELEMENT

   EL      TA          TB          MA          MB
-----------------------------------------------------

***** NO ONE ELEMENT ACTIVE AT CURRENT STEP *****
```

```
+-------------------------------------------------------------------------------------------------------------------------------+
|                   PARATIEPLUS(TM)   NLS ENGINE RELEASE  2018.0    FULL VERSION  *Build date:Nov 13, 2017*                    |
|                                                                                                                               |
|                                     NewProject.BaseDesignSection_28.A1M1R1_1183                                               |
|                                  Exe Time : 4 September 2018 18:06:51                                                         |
+-------------------------------------------------------------------------------------------------------------------------------+
New Project


S T R E S S   R E S U L T S   F O R   G R O U P   N O.   5

Tieback_175                                                :
ELEMENT TYPE    6 NO.OF ELEMENTS. IN THIS GROUP    1
C U R R E N T   T I M E   I S      3.0000

 POST-TENSION 2D-BOUNDARY ELEMENT

         EL    FORCE          d0          EDISPL     pl. eps          K     -ve limit   +ve limit
-----------------------------------------------------------------------------------------------------------
 ANCHOR    1   138.50     -1.58745E-03 -1.58745E-03   0.0000       0.0000       0.0000       0.0000     BORN NOW JUST
ACTIVATED

 ITER     0 RNORM = 0.000     RMNORM= 0.000
             RINORM=0.2665E+06 RIMNOR=0.1682E+07
             RENORM= 7606.     REMNOR=0.9131E-20 RATIO =0.1689     TOLER =0.1000E-03  NOT CONVERGED
             RFMAX = 119.9     RMMAX = 196.9
             RTSMAL=0.1000E-02 RMSMAL=0.1000E-02
             RDT   =0.2665E+06 RDR   =0.1682E+07
             RATIOT=0.1689     RATIOR= 0.000
             MAX UN= 16.95     IEQ=   246 NODE     50 DOF   1  Y-DISPL.F
             MIN UN=-.4402E-04 IEQ=     3 NODE      1 DOF   3  Y-DISPL.S
             NO. OF CONTACT CONSTRAINT VIOLATIONS     0


 ITER     2 RNORM = 0.000     RMNORM= 0.000
             RINORM=0.2665E+06 RIMNOR=0.1682E+07
             RENORM= 844.4     REMNOR=0.2869E-17 RATIO =0.5629E-01 TOLER =0.1000E-03  NOT CONVERGED
             RFMAX = 119.9     RMMAX = 196.9
             RTSMAL=0.1000E-02 RMSMAL=0.1000E-02
             RDT   =0.2665E+06 RDR   =0.1682E+07
             RATIOT=0.5629E-01 RATIOR= 0.000
             MAX UN= 9.626     IEQ=   256 NODE     52 DOF   1  Y-DISPL.F
             MIN UN=-.3117E-08 IEQ=    96 NODE     20 DOF   1  Y-DISPL.F
             NO. OF CONTACT CONSTRAINT VIOLATIONS     0


 ITER     3 RNORM = 0.000     RMNORM= 0.000
             RINORM=0.2665E+06 RIMNOR=0.1682E+07
             RENORM= 139.0     REMNOR=0.7638E-17 RATIO =0.2284E-01 TOLER =0.1000E-03  NOT CONVERGED
             RFMAX = 119.9     RMMAX = 196.9
             RTSMAL=0.1000E-02 RMSMAL=0.1000E-02
             RDT   =0.2665E+06 RDR   =0.1682E+07
             RATIOT=0.2284E-01 RATIOR= 0.000
             MAX UN= 4.370     IEQ=   306 NODE     62 DOF   1  Y-DISPL.F
             MIN UN=-.2884E-03 IEQ=   393 NODE     79 DOF   3  Y-DISPL.S
             NO. OF CONTACT CONSTRAINT VIOLATIONS     0


 ITER     4 RNORM = 0.000     RMNORM= 0.000
             RINORM=0.2665E+06 RIMNOR=0.1682E+07
             RENORM= 11.16     REMNOR=0.2540E-17 RATIO =0.6471E-02 TOLER =0.1000E-03  NOT CONVERGED
             RFMAX = 119.9     RMMAX = 196.9
             RTSMAL=0.1000E-02 RMSMAL=0.1000E-02
             RDT   =0.2665E+06 RDR   =0.1682E+07
             RATIOT=0.6471E-02 RATIOR= 0.000
             MAX UN= 1.852     IEQ=    11 NODE      3 DOF   1  Y-DISPL.F
             MIN UN=-.3367E-04 IEQ=   393 NODE     79 DOF   3  Y-DISPL.S
             NO. OF CONTACT CONSTRAINT VIOLATIONS     0


 ITER     5 RNORM = 0.000     RMNORM= 0.000
```

```
  RINORM=0.2665E+06 RIMNOR=0.1682E+07
  RENORM= 1.333     REMNOR=0.2166E-17 RATIO =0.2237E-02 TOLER =0.1000E-03  NOT CONVERGED
  RFMAX = 119.9     RMMAX = 196.9
  RTSMAL=0.1000E-02 RMSMAL=0.1000E-02
  RDT   =0.2665E+06 RDR   =0.1682E+07
  RATIOT=0.2237E-02 RATIOR= 0.000
  MAX UN=0.9915     IEQ=    36 NODE      8 DOF   1  Y-DISPL.F
  MIN UN=-.4627E-04 IEQ=   393 NODE     79 DOF   3  Y-DISPL.S
  NO. OF CONTACT CONSTRAINT VIOLATIONS     0


ITER      6 RNORM = 0.000     RMNORM= 0.000
  RINORM=0.2665E+06 RIMNOR=0.1682E+07
  RENORM=0.3803     REMNOR=0.1163E-17 RATIO =0.1195E-02 TOLER =0.1000E-03  NOT CONVERGED
  RFMAX = 119.9     RMMAX = 196.9
  RTSMAL=0.1000E-02 RMSMAL=0.1000E-02
  RDT   =0.2665E+06 RDR   =0.1682E+07
  RATIOT=0.1195E-02 RATIOR= 0.000
  MAX UN=0.6167     IEQ=    21 NODE      5 DOF   1  Y-DISPL.F
  MIN UN=-.4839E-04 IEQ=   393 NODE     79 DOF   3  Y-DISPL.S
  NO. OF CONTACT CONSTRAINT VIOLATIONS     0


ITER      7 RNORM = 0.000     RMNORM= 0.000
  RINORM=0.2665E+06 RIMNOR=0.1682E+07
  RENORM=0.2779E-05 REMNOR=0.1207E-17 RATIO =0.3229E-05 TOLER =0.1000E-03      CONVERGED !
  RFMAX = 119.9     RMMAX = 196.9
  RTSMAL=0.1000E-02 RMSMAL=0.1000E-02
  RDT   =0.2665E+06 RDR   =0.1682E+07
  RATIOT=0.3229E-05 RATIOR= 0.000
  MAX UN=0.3507E-03 IEQ=     3 NODE      1 DOF   3  Y-DISPL.S
  MIN UN=-.3140E-04 IEQ=   393 NODE     79 DOF   3  Y-DISPL.S
  NO. OF CONTACT CONSTRAINT VIOLATIONS     0
```

```
+-------------------------------------------------------------------------------------------------------------------------+
|                   PARATIEPLUS(TM)   NLS ENGINE RELEASE  2018.0    FULL VERSION  *Build date:Nov 13, 2017*               |
|                                                                                                                         |
|                                      NewProject.BaseDesignSection_28.A1M1R1_1183                                        |
|                                   Exe Time : 4 September 2018 18:06:51                                                  |
+-------------------------------------------------------------------------------------------------------------------------+
New Project
SOLUTION REACHED USING     7 ITERATIONS ON   40

P R I N T   O U T   F O R   T I M E   S T E P   4     ( AT TIME   4.000     )

PRINT OUT OF ACTIVE COMPONENTS (FIXED NODES ARE NOT PRINTED OUT)
```

	Y-DISPL.F (02)	X-ROT. F (04)	Y-DISPL.S (08)	X-ROT. S (10)	Y-FORCE (14)	GAP	C-FORCE
1	4.1655558E-03	7.9857339E-04	4.1655558E-03	0.000000	-9.4870297E-14	0.000000	-3.5071617E-04
2	4.3252022E-03	7.9754828E-04	4.3252022E-03	0.000000	-4.6709905E-14	0.000000	-3.4535401E-04
3	4.4844386E-03	7.9447470E-04	4.4844386E-03	0.000000	-4.5984492E-14	0.000000	-3.3999061E-04
4	4.6428559E-03	7.8935801E-04	4.6428559E-03	0.000000	-4.5258744E-14	8.6736174E-19	-3.3462472E-04
5	4.8000462E-03	7.8220739E-04	4.8000462E-03	0.000000	-4.4532490E-14	0.000000	-3.2925509E-04
6	4.9556041E-03	7.7303611E-04	4.9556041E-03	0.000000	-4.3805608E-14	0.000000	-3.2388083E-04
7	5.1091271E-03	7.6186161E-04	5.1091271E-03	0.000000	-4.3078156E-14	0.000000	-3.1850234E-04
8	5.2602166E-03	7.4870560E-04	5.2602166E-03	0.000000	-4.2350237E-14	0.000000	-3.1312041E-04
9	5.4084790E-03	7.3359423E-04	5.4084790E-03	0.000000	-4.1621953E-14	1.7347235E-18	-3.0773577E-04
10	5.5535260E-03	7.1655807E-04	5.5535260E-03	0.000000	-4.0893408E-14	8.6736174E-19	-3.0234920E-04
11	5.6949762E-03	6.9763246E-04	5.6949762E-03	0.000000	-4.0164703E-14	0.000000	-2.9696146E-04
12	5.8324557E-03	6.7685736E-04	5.8324557E-03	0.000000	-3.9435943E-14	0.000000	-2.9157330E-04
13	5.9655988E-03	6.5427668E-04	5.9655988E-03	0.000000	-3.8707231E-14	0.000000	-2.8618550E-04
14	6.0940492E-03	6.2993862E-04	6.0940492E-03	0.000000	-3.7978670E-14	8.6736174E-19	-2.8079882E-04
15	6.2174606E-03	6.0389555E-04	6.2174606E-03	0.000000	-3.7250362E-14	0.000000	-2.7541401E-04
16	6.3354975E-03	5.7620363E-04	6.3354975E-03	0.000000	-3.6522686E-14	0.000000	-2.7003184E-04
17	6.4478367E-03	5.4692285E-04	6.4478367E-03	0.000000	-3.5795188E-14	8.6736174E-19	-2.6465306E-04
18	6.5541656E-03	5.1611766E-04	6.5541656E-03	0.000000	-3.5067995E-14	0.000000	-2.5927848E-04
19	6.6541866E-03	4.8385595E-04	6.6541866E-03	0.000000	-3.4341739E-14	1.7347235E-18	-2.5390883E-04
20	6.7476157E-03	4.5020965E-04	6.7476157E-03	0.000000	-3.3616002E-14	1.7347235E-18	-2.4854489E-04
21	6.8341828E-03	4.1525446E-04	6.8341828E-03	0.000000	-3.2891402E-14	0.000000	-2.4318745E-04
22	6.9136350E-03	3.7906911E-04	6.9136350E-03	0.000000	-3.2168018E-14	8.6736174E-19	-2.3783722E-04
23	6.9857340E-03	3.4173664E-04	6.9857340E-03	0.000000	-3.1445471E-14	8.6736174E-19	-2.3249500E-04
24	7.0502590E-03	3.0334370E-04	7.0502590E-03	0.000000	-3.0724110E-14	8.6736174E-19	-2.2716156E-04
25	7.1070068E-03	2.6398046E-04	7.1070068E-03	0.000000	-3.0004041E-14	-1.7347235E-18	-2.2183766E-04
26	7.1557927E-03	2.2374083E-04	7.1557927E-03	0.000000	-2.9285103E-14	8.6736174E-19	-2.1652407E-04
27	7.1964505E-03	1.8271520E-04	7.1964505E-03	0.000000	-2.8567937E-14	0.000000	-2.1122159E-04
28	7.2288319E-03	1.4098923E-04	7.2288319E-03	0.000000	-2.7852579E-14	8.6736174E-19	-2.0593093E-04
29	7.2528055E-03	9.8652429E-05	7.2528055E-03	0.000000	-2.7138714E-14	8.6736174E-19	-2.0065290E-04
30	7.2682583E-03	5.5797386E-05	7.2682583E-03	0.000000	-2.6426661E-14	0.000000	-1.9538825E-04
31	7.2750963E-03	1.2519772E-05	7.2750963E-03	0.000000	-2.5716330E-14	0.000000	-1.9013777E-04
32	7.2732447E-03	-3.1081290E-05	7.2732447E-03	0.000000	-2.5008220E-14	0.000000	-1.8490226E-04
33	7.2626490E-03	-7.4904102E-05	7.2626490E-03	0.000000	-2.4302414E-14	-1.7347235E-18	-1.7968242E-04
34	7.2432753E-03	-1.1884323E-04	7.2432753E-03	0.000000	-2.3598649E-14	1.7347235E-18	-1.7447906E-04
35	7.2151112E-03	-1.6279023E-04	7.2151112E-03	0.000000	-2.2897217E-14	-1.7347235E-18	-1.6929295E-04
36	7.1781661E-03	-2.0663348E-04	7.1781661E-03	0.000000	-2.2198056E-14	-1.7347235E-18	-1.6412486E-04
37	7.1324726E-03	-2.5025804E-04	7.1324726E-03	0.000000	-2.1501613E-14	0.000000	-1.5897559E-04
38	7.0780855E-03	-2.9354643E-04	7.0780855E-03	0.000000	-2.0807968E-14	-8.6736174E-19	-1.5384587E-04
39	7.0150845E-03	-3.3637734E-04	7.0150845E-03	0.000000	-2.0116914E-14	-1.7347235E-18	-1.4873649E-04
40	6.9435734E-03	-3.7862657E-04	6.9435734E-03	0.000000	-1.9428716E-14	-1.7347235E-18	-1.4364823E-04
41	6.8636811E-03	-4.2016677E-04	6.8636811E-03	0.000000	-1.8743479E-14	0.000000	-1.3858185E-04
42	6.7755626E-03	-4.6086739E-04	6.7755626E-03	0.000000	-1.8061307E-14	8.6736174E-19	-1.3353815E-04
43	6.6793991E-03	-5.0059484E-04	6.6793991E-03	0.000000	-1.7382306E-14	-8.6736174E-19	-1.2851788E-04
44	6.5753987E-03	-5.3921232E-04	6.5753987E-03	0.000000	-1.6706454E-14	0.000000	-1.2352183E-04
45	6.4637980E-03	-5.7657969E-04	6.4637980E-03	0.000000	-1.6034116E-14	0.000000	-1.1855079E-04
46	6.3448602E-03	-6.1255431E-04	6.3448602E-03	0.000000	-1.5365375E-14	0.000000	-1.1360549E-04
47	6.2188789E-03	-6.4698981E-04	6.2188789E-03	0.000000	-3.2670451E-15	0.000000	-1.0868673E-04
48	6.1533438E-03	-6.6358918E-04	6.1533438E-03	0.000000	-3.1934214E-15	0.000000	-1.0623745E-04
49	6.0174107E-03	-6.9543475E-04	6.0174107E-03	0.000000	-1.3709142E-14	0.000000	-1.0135996E-04
50	5.8752977E-03	-7.2536196E-04	5.8752977E-03	0.000000	-1.3053303E-14	0.000000	-9.6510952E-05
51	5.7274043E-03	-7.5321372E-04	5.7274043E-03	0.000000	-1.2401422E-14	8.6736174E-19	-9.1691200E-05
52	5.5741599E-03	-7.7885053E-04	5.5741599E-03	0.000000	-1.1753603E-14	-8.6736174E-19	-8.6901482E-05
53	5.4160181E-03	-8.0217734E-04	5.4160181E-03	0.000000	-1.1109951E-14	8.6736174E-19	-8.2142575E-05
54	5.2534460E-03	-8.2314962E-04	5.2534460E-03	0.000000	-1.0470572E-14	0.000000	-7.7415256E-05
55	5.0869148E-03	-8.4177329E-04	5.0869148E-03	0.000000	-9.8355694E-15	-8.6736174E-19	-7.2720302E-05

56	4.9168895E-03	-8.5810473E-04	4.9168895E-03	0.000000	-9.2050499E-15	0.000000	-6.8058490E-05
57	4.7438186E-03	-8.7225083E-04	4.7438186E-03	0.000000	-8.5791181E-15	0.000000	-6.3430598E-05
58	4.5681249E-03	-8.8435984E-04	4.5681249E-03	0.000000	-7.9578701E-15	0.000000	-5.8837337E-05
59	4.3901996E-03	-8.9459503E-04	4.3901996E-03	0.000000	-7.3413577E-15	-1.7347235E-18	-5.4279089E-05
60	4.2104011E-03	-9.0311757E-04	4.2104011E-03	0.000000	-6.7295825E-15	0.000000	-4.9755866E-05
61	4.0290561E-03	-9.1008618E-04	4.0290561E-03	0.000000	-6.1224996E-15	0.000000	-4.5267335E-05
62	3.8464598E-03	-9.1565691E-04	3.8464598E-03	0.000000	-5.5200219E-15	-8.6736174E-19	-4.0812854E-05
63	3.6628763E-03	-9.1998307E-04	3.6628763E-03	0.000000	-4.9220236E-15	4.3368087E-19	-3.6391491E-05
64	3.4785395E-03	-9.2321496E-04	3.4785395E-03	0.000000	-4.3283440E-15	4.3368087E-19	-3.2002060E-05
65	3.2936535E-03	-9.2549982E-04	3.2936535E-03	0.000000	-3.7387914E-15	8.6736174E-19	-2.7643142E-05
66	3.1083931E-03	-9.2698165E-04	3.1083931E-03	0.000000	-3.1531446E-15	-4.3368087E-19	-2.3313101E-05
67	2.9229051E-03	-9.2779953E-04	2.9229051E-03	0.000000	-2.5711472E-15	0.000000	-1.9010043E-05
68	2.7373088E-03	-9.2808609E-04	2.7373088E-03	0.000000	-1.9925110E-15	8.6736174E-19	-1.4731837E-05
69	2.5516977E-03	-9.2796751E-04	2.5516977E-03	0.000000	-1.4169220E-15	0.000000	-1.0476160E-05
70	2.3661408E-03	-9.2756336E-04	2.3661408E-03	0.000000	-8.4404598E-16	-8.6736174E-19	-6.2405414E-06
71	2.1806838E-03	-9.2698652E-04	2.1806838E-03	0.000000	-2.7353439E-16	0.000000	-2.0224048E-06
72	1.9953510E-03	-9.2633812E-04	1.9953510E-03	0.000000	2.9497036E-16	-4.3368087E-19	2.1808939E-06
73	1.8101479E-03	-9.2570034E-04	1.8101479E-03	0.000000	8.6183031E-16	6.5052130E-19	6.3720317E-06
74	1.6250660E-03	-9.2513450E-04	1.6250660E-03	0.000000	1.4274008E-15	-6.5052130E-19	1.0553636E-05
75	1.4400866E-03	-9.2468103E-04	1.4400866E-03	0.000000	1.9918683E-15	0.000000	1.4728189E-05
76	1.2551941E-03	-9.2435943E-04	1.2551941E-03	0.000000	2.5557645E-15	4.3368087E-19	1.8897727E-05
77	1.0703434E-03	-9.2416822E-04	1.0703434E-03	0.000000	3.1195310E-15	-6.5052130E-19	2.3064576E-05
78	8.8551958E-04	-9.2408496E-04	8.8551958E-04	0.000000	3.6831904E-15	2.1684043E-19	2.7230008E-05
79	7.0069585E-04	-9.2406620E-04	7.0069585E-04	0.000000	8.4938009E-15	-8.6736174E-19	3.1395189E-05

```
+-------------------------------------------------------------------------------------------------------------------------------+
|                   PARATIEPLUS(TM)   NLS ENGINE RELEASE  2018.0    FULL VERSION  *Build date:Nov 13, 2017*                    |
|                                                                                                                               |
|                                    NewProject.BaseDesignSection_28.A1M1R1_1183                                                |
|                                  Exe Time : 4 September 2018 18:06:51                                                         |
+-------------------------------------------------------------------------------------------------------------------------------+
New Project


S T R E S S   R E S U L T S   F O R   G R O U P   N O.   1

0_L                                                              :
ELEMENT TYPE    5 NO.OF ELEMENTS. IN THIS GROUP   79
C U R R E N T   T I M E   I S      4.0000

 HARDENING 2D SOIL ELEMENT

 ****** TOTAL STRESS FORMULATION *****

  EL *   FORCE     DISPL-Y  VERTICAL-P  HORIZON.-P     MAX-V-P     MAX-H-P           STATE   STIFFNESS Z-LEVEL      PORE
E FACTOR    UFACTOR       Peq           Su_a         Su_p     LAYER
 ------------------------------------------------------------------------------------------------------------------------------
-------------------------------------------------------------------------------------------
   1 D  2.4231E-04 -4.1656E-03  7.2766E-03  2.4231E-03  7.2766E-03  0.7714          ACTIVE   0.000       0.000       0.000
1.000       1.000      2.4231E-03   0.000       0.000     DI1_164_167_L_0
   2 D  0.2162     -4.3252E-03   3.246       1.081       3.246       13.92          ACTIVE   0.000     -0.2000       0.000
1.000       1.000       1.081       0.000       0.000     DI1_164_167_L_0
   3 D  0.4444     -4.4844E-03   6.673       2.222       6.673       28.61          ACTIVE   0.000     -0.4000       0.000
1.000       1.000       2.222       0.000       0.000     DI1_164_167_L_0
   4 D  0.6888     -4.6429E-03   10.34       3.444       10.34       44.35          ACTIVE   0.000     -0.6000       0.000
1.000       1.000       3.444       0.000       0.000     DI1_164_167_L_0
   5 D  0.9449     -4.8000E-03   14.19       4.725       14.19       48.16          ACTIVE   0.000     -0.8000       0.000
1.000       1.000       4.725       0.000       0.000     DI1_164_167_L_0
   6 D   1.206     -4.9556E-03   18.11       6.032       18.11       48.40          ACTIVE   0.000      -1.000       0.000
1.000       1.000       6.032       0.000       0.000     DI1_164_167_L_0
   7 D   1.470     -5.1091E-03   22.08       7.352       22.08       48.38          ACTIVE   0.000      -1.200       0.000
1.000       1.000       7.352       0.000       0.000     DI1_164_167_L_0
   8 D   1.750     -5.2602E-03   26.28       8.751       26.28       48.22          ACTIVE   0.000      -1.400       0.000
1.000       1.000       8.751       0.000       0.000     DI1_164_167_L_0
   9 D   2.018     -5.4085E-03   30.30       10.09       30.30       47.98          ACTIVE   0.000      -1.600       0.000
1.000       1.000       10.09       0.000       0.000     DI1_164_167_L_0
  10 D   2.339     -5.5535E-03   35.12       11.69       35.12       47.72          ACTIVE   0.000      -1.800       0.000
1.000       1.000       11.69       0.000       0.000     DI1_164_167_L_0
  11 D   2.585     -5.6950E-03   38.82       12.93       38.82       47.48          ACTIVE   0.000      -2.000       0.000
1.000       1.000       12.93       0.000       0.000     DI1_164_167_L_0
  12 D   2.827     -5.8325E-03   42.45       14.13       42.45       47.26          ACTIVE   0.000      -2.200       0.000
1.000       1.000       14.13       0.000       0.000     DI1_164_167_L_0
  13 D   3.112     -5.9656E-03   46.73       15.56       46.73       47.10          ACTIVE   0.000      -2.400       0.000
1.000       1.000       15.56       0.000       0.000     DI1_164_167_L_0
  14 D   3.344     -6.0940E-03   50.21       16.72       50.21       46.99          ACTIVE   0.000      -2.600       0.000
1.000       1.000       16.72       0.000       0.000     DI1_164_167_L_0
  15 D   3.574     -6.2175E-03   53.66       17.87       53.66       46.95          ACTIVE   0.000      -2.800       0.000
1.000       1.000       17.87       0.000       0.000     DI1_164_167_L_0
  16 D   3.840     -6.3355E-03   57.66       19.20       57.66       46.98          ACTIVE   0.000      -3.000       0.000
1.000       1.000       19.20       0.000       0.000     DI1_164_167_L_0
  17 D   4.065     -6.4478E-03   61.03       20.32       61.03       47.08          ACTIVE   0.000      -3.200       0.000
1.000       1.000       20.32       0.000       0.000     DI1_164_167_L_0
  18 D   4.321     -6.5542E-03   64.89       21.61       64.89       47.26          ACTIVE   0.000      -3.400       0.000
1.000       1.000       21.61       0.000       0.000     DI1_164_167_L_0
  19 D   4.542     -6.6542E-03   68.21       22.71       68.21       47.52          ACTIVE   0.000      -3.600       0.000
1.000       1.000       22.71       0.000       0.000     DI1_164_167_L_0
  20 D   4.763     -6.7476E-03   71.52       23.81       71.52       47.85          ACTIVE   0.000      -3.800       0.000
1.000       1.000       23.81       0.000       0.000     DI1_164_167_L_0
  21 D   4.983     -6.8342E-03   74.82       24.91       74.82       48.26          ACTIVE   0.000      -4.000       0.000
1.000       1.000       24.91       0.000       0.000     DI1_164_167_L_0
  22 D   5.230     -6.9136E-03   78.52       26.15       78.52       48.74          ACTIVE   0.000      -4.200       0.000
1.000       1.000       26.15       0.000       0.000     DI1_164_167_L_0
  23 D   5.448     -6.9857E-03   81.80       27.24       81.80       49.30          ACTIVE   0.000      -4.400       0.000
1.000       1.000       27.24       0.000       0.000     DI1_164_167_L_0
  24 D   5.665     -7.0503E-03   85.06       28.33       85.06       49.94          ACTIVE   0.000      -4.600       0.000
1.000       1.000       28.33       0.000       0.000     DI1_164_167_L_0
```

25 D	5.907	-7.1070E-03	88.69	29.53	88.69	50.64	ACTIVE	0.000	-4.800	0.000
1.000	1.000	29.53	0.000	0.000	DI1_164_167_L_0					
26 D	5.207	-7.1558E-03	91.94	26.03	91.94	54.65	ACTIVE	0.000	-5.000	0.000
1.000	1.000	26.03	0.000	0.000	DI2_165_168_L_0					
27 D	5.399	-7.1965E-03	95.18	26.99	95.18	54.58	ACTIVE	0.000	-5.200	0.000
1.000	1.000	26.99	0.000	0.000	DI2_165_168_L_0					
28 D	5.609	-7.2288E-03	98.75	28.04	98.75	54.66	ACTIVE	0.000	-5.400	0.000
1.000	1.000	28.04	0.000	0.000	DI2_165_168_L_0					
29 D	5.800	-7.2528E-03	102.0	29.00	102.0	54.88	ACTIVE	0.000	-5.600	0.000
1.000	1.000	29.00	0.000	0.000	DI2_165_168_L_0					
30 D	5.990	-7.2683E-03	105.2	29.95	105.2	55.25	ACTIVE	0.000	-5.800	0.000
1.000	1.000	29.95	0.000	0.000	DI2_165_168_L_0					
31 D	6.198	-7.2751E-03	108.7	30.99	108.7	56.57	ACTIVE	0.000	-6.000	0.000
1.000	1.000	30.99	0.000	0.000	DI2_165_168_L_0					
32 D	6.388	-7.2732E-03	112.0	31.94	112.0	58.07	ACTIVE	0.000	-6.200	0.000
1.000	1.000	31.94	0.000	0.000	DI2_165_168_L_0					
33 D	6.578	-7.2626E-03	115.2	32.89	115.2	59.56	ACTIVE	0.000	-6.400	0.000
1.000	1.000	32.89	0.000	0.000	DI2_165_168_L_0					
34 D	6.784	-7.2433E-03	118.7	33.92	118.7	61.05	ACTIVE	0.000	-6.600	0.000
1.000	1.000	33.92	0.000	0.000	DI2_165_168_L_0					
35 D	6.973	-7.2151E-03	121.9	34.87	121.9	62.55	ACTIVE	0.000	-6.800	0.000
1.000	1.000	34.87	0.000	0.000	DI2_165_168_L_0					
36 D	7.163	-7.1782E-03	125.1	35.82	125.1	64.05	ACTIVE	0.000	-7.000	0.000
1.000	1.000	35.82	0.000	0.000	DI2_165_168_L_0					
37 D	7.367	-7.1325E-03	128.5	36.84	128.5	65.55	ACTIVE	0.000	-7.200	0.000
1.000	1.000	36.84	0.000	0.000	DI2_165_168_L_0					
38 D	7.557	-7.0781E-03	131.8	37.78	131.8	67.05	ACTIVE	0.000	-7.400	0.000
1.000	1.000	37.78	0.000	0.000	DI2_165_168_L_0					
39 D	7.746	-7.0151E-03	135.0	38.73	135.0	68.55	ACTIVE	0.000	-7.600	0.000
1.000	1.000	38.73	0.000	0.000	DI2_165_168_L_0					
40 D	7.949	-6.9436E-03	138.4	39.74	138.4	70.05	ACTIVE	0.000	-7.800	0.000
1.000	1.000	39.74	0.000	0.000	DI2_165_168_L_0					
41 D	8.138	-6.8637E-03	141.6	40.69	141.6	71.56	ACTIVE	0.000	-8.000	0.000
1.000	1.000	40.69	0.000	0.000	DI2_165_168_L_0					
42 D	8.327	-6.7756E-03	144.8	41.64	144.8	73.07	ACTIVE	0.000	-8.200	0.000
1.000	1.000	41.64	0.000	0.000	DI2_165_168_L_0					
43 D	8.528	-6.6794E-03	148.2	42.64	148.2	74.57	ACTIVE	0.000	-8.400	0.000
1.000	1.000	42.64	0.000	0.000	DI2_165_168_L_0					
44 D	8.718	-6.5754E-03	151.4	43.59	151.4	76.08	ACTIVE	0.000	-8.600	0.000
1.000	1.000	43.59	0.000	0.000	DI2_165_168_L_0					
45 D	8.907	-6.4638E-03	154.6	44.53	154.6	77.59	ACTIVE	0.000	-8.800	0.000
1.000	1.000	44.53	0.000	0.000	DI2_165_168_L_0					
46 D	9.107	-6.3449E-03	158.0	45.54	158.0	79.10	ACTIVE	0.000	-9.000	0.000
1.000	1.000	45.54	0.000	0.000	DI2_165_168_L_0					
47 D	6.972	-6.2189E-03	161.2	46.48	161.2	80.62	ACTIVE	0.000	-9.200	0.000
1.000	1.000	46.48	0.000	0.000	DI2_165_168_L_0					
48 D	7.047	-6.1533E-03	162.9	46.98	162.9	81.37	ACTIVE	0.000	-9.300	0.000
1.000	1.000	46.98	0.000	0.000	DI2_165_168_L_0					
49 D	9.585	-6.0174E-03	166.1	47.93	166.1	82.89	ACTIVE	0.000	-9.500	0.000
1.000	1.000	47.93	0.000	0.000	DI2_165_168_L_0					
50 D	9.774	-5.8753E-03	169.3	48.87	169.3	84.40	ACTIVE	0.000	-9.700	0.000
1.000	1.000	48.87	0.000	0.000	DI2_165_168_L_0					
51 D	9.974	-5.7274E-03	172.7	49.87	172.7	85.92	ACTIVE	0.000	-9.900	0.000
1.000	1.000	49.87	0.000	0.000	DI2_165_168_L_0					
52 D	10.16	-5.5742E-03	175.9	50.81	175.9	87.44	ACTIVE	0.000	-10.10	0.000
1.000	1.000	50.81	0.000	0.000	DI2_165_168_L_0					
53 D	10.35	-5.4160E-03	179.1	51.76	179.1	88.96	ACTIVE	0.000	-10.30	0.000
1.000	1.000	51.76	0.000	0.000	DI2_165_168_L_0					
54 D	10.55	-5.2534E-03	182.5	52.75	182.5	90.48	ACTIVE	0.000	-10.50	0.000
1.000	1.000	52.75	0.000	0.000	DI2_165_168_L_0					
55 D	10.74	-5.0869E-03	185.7	53.70	185.7	92.00	ACTIVE	0.000	-10.70	0.000
1.000	1.000	53.70	0.000	0.000	DI2_165_168_L_0					
56 D	10.93	-4.9169E-03	188.9	54.64	188.9	93.53	ACTIVE	0.000	-10.90	0.000
1.000	1.000	54.64	0.000	0.000	DI2_165_168_L_0					
57 D	11.13	-4.7438E-03	192.3	55.63	192.3	95.05	ACTIVE	0.000	-11.10	0.000
1.000	1.000	55.63	0.000	0.000	DI2_165_168_L_0					
58 D	11.32	-4.5681E-03	195.5	56.58	195.5	96.58	ACTIVE	0.000	-11.30	0.000
1.000	1.000	56.58	0.000	0.000	DI2_165_168_L_0					
59 D	11.50	-4.3902E-03	198.7	57.52	198.7	98.11	ACTIVE	0.000	-11.50	0.000
1.000	1.000	57.52	0.000	0.000	DI2_165_168_L_0					
60 D	11.70	-4.2104E-03	202.0	58.51	202.0	99.64	ACTIVE	0.000	-11.70	0.000
1.000	1.000	58.51	0.000	0.000	DI2_165_168_L_0					
61 D	11.89	-4.0291E-03	205.2	59.45	205.2	101.2	ACTIVE	0.000	-11.90	0.000
1.000	1.000	59.45	0.000	0.000	DI2_165_168_L_0					

62 D	12.08	-3.8465E-03	208.4	60.40	208.4	102.7	ACTIVE	0.000	-12.10	0.000	
1.000	1.000	60.40	0.000	0.000	DI2_165_168_L_0						
63 D	12.28	-3.6629E-03	211.8	61.39	211.8	104.2	ACTIVE	0.000	-12.30	0.000	
1.000	1.000	61.39	0.000	0.000	DI2_165_168_L_0						
64 D	12.47	-3.4785E-03	215.0	62.33	215.0	105.8	ACTIVE	0.000	-12.50	0.000	
1.000	1.000	62.33	0.000	0.000	DI2_165_168_L_0						
65 D	12.65	-3.2937E-03	218.2	63.27	218.2	107.3	ACTIVE	0.000	-12.70	0.000	
1.000	1.000	63.27	0.000	0.000	DI2_165_168_L_0						
66 D	12.85	-3.1084E-03	221.5	64.26	221.5	108.8	ACTIVE	0.000	-12.90	0.000	
1.000	1.000	64.26	0.000	0.000	DI2_165_168_L_0						
67 D	13.04	-2.9229E-03	224.7	65.20	224.7	110.4	ACTIVE	0.000	-13.10	0.000	
1.000	1.000	65.20	0.000	0.000	DI2_165_168_L_0						
68 D	13.23	-2.7373E-03	227.9	66.15	227.9	111.9	ACTIVE	0.000	-13.30	0.000	
1.000	1.000	66.15	0.000	0.000	DI2_165_168_L_0						
69 D	13.43	-2.5517E-03	231.2	67.13	231.2	113.4	ACTIVE	0.000	-13.50	0.000	
1.000	1.000	67.13	0.000	0.000	DI2_165_168_L_0						
70 D	13.62	-2.3661E-03	234.4	68.08	234.4	115.0	ACTIVE	0.000	-13.70	0.000	
1.000	1.000	68.08	0.000	0.000	DI2_165_168_L_0						
71 D	14.44	-2.1807E-03	237.6	72.18	237.6	116.5	UL-RL	1.9392E+04	-13.90	0.000	
1.000	1.000	72.18	0.000	0.000	DI2_165_168_L_0						
72 D	15.50	-1.9954E-03	241.0	77.48	241.0	118.1	UL-RL	1.9392E+04	-14.10	0.000	
1.000	1.000	77.48	0.000	0.000	DI2_165_168_L_0						
73 D	16.56	-1.8101E-03	244.2	82.78	244.2	119.6	UL-RL	1.9392E+04	-14.30	0.000	
1.000	1.000	82.78	0.000	0.000	DI2_165_168_L_0						
74 D	17.61	-1.6251E-03	247.4	88.07	247.4	121.1	UL-RL	1.9392E+04	-14.50	0.000	
1.000	1.000	88.07	0.000	0.000	DI2_165_168_L_0						
75 D	18.67	-1.4401E-03	250.7	93.35	250.7	122.7	UL-RL	1.9392E+04	-14.70	0.000	
1.000	1.000	93.35	0.000	0.000	DI2_165_168_L_0						
76 D	19.73	-1.2552E-03	253.9	98.64	253.9	124.2	UL-RL	1.9392E+04	-14.90	0.000	
1.000	1.000	98.64	0.000	0.000	DI2_165_168_L_0						
77 D	20.79	-1.0703E-03	257.1	103.9	257.1	125.8	UL-RL	1.9392E+04	-15.10	0.000	
1.000	1.000	103.9	0.000	0.000	DI2_165_168_L_0						
78 D	21.84	-8.8552E-04	260.4	109.2	260.4	127.3	UL-RL	1.9392E+04	-15.30	0.000	
1.000	1.000	109.2	0.000	0.000	DI2_165_168_L_0						
79 D	11.45	-7.0070E-04	263.6	114.5	263.6	128.9	UL-RL	1.9392E+04	-15.50	0.000	
1.000	1.000	114.5	0.000	0.000	DI2_165_168_L_0						

```
+-----------------------------------------------------------------------------------------------------------------------+
|                  PARATIEPLUS(TM)   NLS ENGINE RELEASE  2018.0    FULL VERSION  *Build date:Nov 13, 2017*              |
|                                                                                                                       |
|                                     NewProject.BaseDesignSection_28.A1M1R1_1183                                       |
|                                 Exe Time : 4 September 2018 18:06:51                                                  |
+-----------------------------------------------------------------------------------------------------------------------+
New Project


S T R E S S   R E S U L T S   F O R   G R O U P   N O.   2

0_R                                                                  :
ELEMENT TYPE    5 NO.OF ELEMENTS. IN THIS GROUP   79
C U R R E N T   T I M E   I S     4.0000

 HARDENING 2D SOIL ELEMENT

 ****** TOTAL STRESS FORMULATION *****

 EL *   FORCE     DISPL-Y  VERTICAL-P  HORIZON.-P     MAX-V-P     MAX-H-P          STATE   STIFFNESS Z-LEVEL      PORE
E FACTOR    UFACTOR       Peq          Su_a        Su_p     LAYER
 ---------------------------------------------------------------------------------------------------------------------------
-----------------------------------------------------------------------------------------------
   1     0.000         --          --          --          --          --          REMOVED     --        0.000       0.000
1.000       1.000       0.000       0.000       0.000     not available
   2     0.000         --          --          --          --          --          REMOVED     --      -0.2000       0.000
1.000       1.000       0.000       0.000       0.000     not available
   3     0.000         --          --          --          --          --          REMOVED     --      -0.4000       0.000
1.000       1.000       0.000       0.000       0.000     not available
   4     0.000         --          --          --          --          --          REMOVED     --      -0.6000       0.000
1.000       1.000       0.000       0.000       0.000     not available
   5     0.000         --          --          --          --          --          REMOVED     --      -0.8000       0.000
1.000       1.000       0.000       0.000       0.000     not available
   6     0.000         --          --          --          --          --          REMOVED     --       -1.000       0.000
1.000       1.000       0.000       0.000       0.000     not available
   7     0.000         --          --          --          --          --          REMOVED     --       -1.200       0.000
1.000       1.000       0.000       0.000       0.000     not available
   8     0.000         --          --          --          --          --          REMOVED     --       -1.400       0.000
1.000       1.000       0.000       0.000       0.000     not available
   9     0.000         --          --          --          --          --          REMOVED     --       -1.600       0.000
1.000       1.000       0.000       0.000       0.000     not available
  10     0.000         --          --          --          --          --          REMOVED     --       -1.800       0.000
1.000       1.000       0.000       0.000       0.000     not available
  11     0.000         --          --          --          --          --          REMOVED     --       -2.000       0.000
1.000       1.000       0.000       0.000       0.000     not available
  12     0.000         --          --          --          --          --          REMOVED     --       -2.200       0.000
1.000       1.000       0.000       0.000       0.000     not available
  13     0.000         --          --          --          --          --          REMOVED     --       -2.400       0.000
1.000       1.000       0.000       0.000       0.000     not available
  14     0.000         --          --          --          --          --          REMOVED     --       -2.600       0.000
1.000       1.000       0.000       0.000       0.000     not available
  15     0.000         --          --          --          --          --          REMOVED     --       -2.800       0.000
1.000       1.000       0.000       0.000       0.000     not available
  16     0.000         --          --          --          --          --          REMOVED     --       -3.000       0.000
1.000       1.000       0.000       0.000       0.000     not available
  17     0.000         --          --          --          --          --          REMOVED     --       -3.200       0.000
1.000       1.000       0.000       0.000       0.000     not available
  18     0.000         --          --          --          --          --          REMOVED     --       -3.400       0.000
1.000       1.000       0.000       0.000       0.000     not available
  19     0.000         --          --          --          --          --          REMOVED     --       -3.600       0.000
1.000       1.000       0.000       0.000       0.000     not available
  20     0.000         --          --          --          --          --          REMOVED     --       -3.800       0.000
1.000       1.000       0.000       0.000       0.000     not available
  21     0.000         --          --          --          --          --          REMOVED     --       -4.000       0.000
1.000       1.000       0.000       0.000       0.000     not available
  22     0.000         --          --          --          --          --          REMOVED     --       -4.200       0.000
1.000       1.000       0.000       0.000       0.000     not available
  23     0.000         --          --          --          --          --          REMOVED     --       -4.400       0.000
1.000       1.000       0.000       0.000       0.000     not available
  24     0.000         --          --          --          --          --          REMOVED     --       -4.600       0.000
1.000       1.000       0.000       0.000       0.000     not available
```

25	0.000	--	--	--	--	--	REMOVED	--	-4.800	0.000	
1.000	1.000	0.000	0.000	0.000	not available						
26	0.000	--	--	--	--	--	REMOVED	--	-5.000	0.000	
1.000	1.000	0.000	0.000	0.000	not available						
27	0.000	--	--	--	--	--	REMOVED	--	-5.200	0.000	
1.000	1.000	0.000	0.000	0.000	not available						
28	0.000	--	--	--	--	--	REMOVED	--	-5.400	0.000	
1.000	1.000	0.000	0.000	0.000	not available						
29	0.000	--	--	--	--	--	REMOVED	--	-5.600	0.000	
1.000	1.000	0.000	0.000	0.000	not available						
30	0.000	--	--	--	--	--	REMOVED	--	-5.800	0.000	
1.000	1.000	0.000	0.000	0.000	not available						
31	0.000	--	--	--	--	--	REMOVED	--	-6.000	0.000	
1.000	1.000	0.000	0.000	0.000	not available						
32	0.000	--	--	--	--	--	REMOVED	--	-6.200	0.000	
1.000	1.000	0.000	0.000	0.000	not available						
33	0.000	--	--	--	--	--	REMOVED	--	-6.400	0.000	
1.000	1.000	0.000	0.000	0.000	not available						
34	0.000	--	--	--	--	--	REMOVED	--	-6.600	0.000	
1.000	1.000	0.000	0.000	0.000	not available						
35	0.000	--	--	--	--	--	REMOVED	--	-6.800	0.000	
1.000	1.000	0.000	0.000	0.000	not available						
36	0.000	--	--	--	--	--	REMOVED	--	-7.000	0.000	
1.000	1.000	0.000	0.000	0.000	not available						
37	0.000	--	--	--	--	--	REMOVED	--	-7.200	0.000	
1.000	1.000	0.000	0.000	0.000	not available						
38	0.000	--	--	--	--	--	REMOVED	--	-7.400	0.000	
1.000	1.000	0.000	0.000	0.000	not available						
39	0.000	--	--	--	--	--	REMOVED	--	-7.600	0.000	
1.000	1.000	0.000	0.000	0.000	not available						
40	0.000	--	--	--	--	--	REMOVED	--	-7.800	0.000	
1.000	1.000	0.000	0.000	0.000	not available						
41	0.000	--	--	--	--	--	REMOVED	--	-8.000	0.000	
1.000	1.000	0.000	0.000	0.000	not available						
42	0.000	--	--	--	--	--	REMOVED	--	-8.200	0.000	
1.000	1.000	0.000	0.000	0.000	not available						
43	0.000	--	--	--	--	--	REMOVED	--	-8.400	0.000	
1.000	1.000	0.000	0.000	0.000	not available						
44	0.000	--	--	--	--	--	REMOVED	--	-8.600	0.000	
1.000	1.000	0.000	0.000	0.000	not available						
45	0.000	--	--	--	--	--	REMOVED	--	-8.800	0.000	
1.000	1.000	0.000	0.000	0.000	not available						
46	0.000	--	--	--	--	--	REMOVED	--	-9.000	0.000	
1.000	1.000	0.000	0.000	0.000	not available						
47	0.000	--	--	--	--	--	REMOVED	--	-9.200	0.000	
1.000	1.000	0.000	0.000	0.000	not available						
48	0.000	--	--	--	--	--	REMOVED	--	-9.300	0.000	
1.000	1.000	0.000	0.000	0.000	not available						
49	0.000	--	--	--	--	--	REMOVED	--	-9.500	0.000	
1.000	1.000	0.000	0.000	0.000	not available						
50	0.000	--	--	--	--	--	REMOVED	--	-9.700	0.000	
1.000	1.000	0.000	0.000	0.000	not available						
51 D	2.560	5.7274E-03	1.600	12.80	158.4	86.16	PASSIVE	0.000	-9.900	0.000	
1.000	1.000	12.80	0.000	0.000	DI2_165_168_L_0						
52 D	5.862	5.5742E-03	4.800	29.31	161.6	87.58	PASSIVE	0.000	-10.10	0.000	
1.000	1.000	29.31	0.000	0.000	DI2_165_168_L_0						
53 D	9.165	5.4160E-03	8.000	45.82	164.8	89.01	PASSIVE	0.000	-10.30	0.000	
1.000	1.000	45.82	0.000	0.000	DI2_165_168_L_0						
54 D	12.47	5.2534E-03	11.20	62.34	168.0	90.48	PASSIVE	0.000	-10.50	0.000	
1.000	1.000	62.34	0.000	0.000	DI2_165_168_L_0						
55 D	15.77	5.0869E-03	14.40	78.85	171.2	92.00	PASSIVE	0.000	-10.70	0.000	
1.000	1.000	78.85	0.000	0.000	DI2_165_168_L_0						
56 D	19.07	4.9169E-03	17.60	95.36	174.4	95.36	PASSIVE	0.000	-10.90	0.000	
1.000	1.000	95.36	0.000	0.000	DI2_165_168_L_0						
57 D	21.25	4.7438E-03	20.80	106.2	177.6	106.2	V-C	9716.	-11.10	0.000	
1.000	1.000	106.2	0.000	0.000	DI2_165_168_L_0						
58 D	21.32	4.5681E-03	24.00	106.6	180.8	106.6	V-C	9716.	-11.30	0.000	
1.000	1.000	106.6	0.000	0.000	DI2_165_168_L_0						
59 D	21.36	4.3902E-03	27.20	106.8	184.0	106.8	V-C	9716.	-11.50	0.000	
1.000	1.000	106.8	0.000	0.000	DI2_165_168_L_0						
60 D	21.40	4.2104E-03	30.40	107.0	187.2	107.0	V-C	9716.	-11.70	0.000	
1.000	1.000	107.0	0.000	0.000	DI2_165_168_L_0						
61 D	21.42	4.0291E-03	33.60	107.1	190.4	107.1	V-C	9716.	-11.90	0.000	
1.000	1.000	107.1	0.000	0.000	DI2_165_168_L_0						

62 D	21.44	3.8465E-03	36.80	107.2	193.6	107.2	V-C	9716.	-12.10	0.000	
1.000	1.000	107.2	0.000	0.000	DI2_165_168_L_0						
63 D	21.44	3.6629E-03	40.00	107.2	196.8	107.2	V-C	9716.	-12.30	0.000	
1.000	1.000	107.2	0.000	0.000	DI2_165_168_L_0						
64 D	21.44	3.4785E-03	43.20	107.2	200.0	107.2	V-C	9716.	-12.50	0.000	
1.000	1.000	107.2	0.000	0.000	DI2_165_168_L_0						
65 D	21.42	3.2937E-03	46.40	107.1	203.2	107.3	UL-RL	1.5546E+04	-12.70	0.000	
1.000	1.000	107.1	0.000	0.000	DI2_165_168_L_0						
66 D	21.22	3.1084E-03	49.60	106.1	206.4	108.8	UL-RL	1.5546E+04	-12.90	0.000	
1.000	1.000	106.1	0.000	0.000	DI2_165_168_L_0						
67 D	21.01	2.9229E-03	52.80	105.1	209.6	110.4	UL-RL	1.5546E+04	-13.10	0.000	
1.000	1.000	105.1	0.000	0.000	DI2_165_168_L_0						
68 D	20.80	2.7373E-03	56.00	104.0	212.8	111.9	UL-RL	1.5546E+04	-13.30	0.000	
1.000	1.000	104.0	0.000	0.000	DI2_165_168_L_0						
69 D	20.59	2.5517E-03	59.20	102.9	216.0	113.4	UL-RL	1.5546E+04	-13.50	0.000	
1.000	1.000	102.9	0.000	0.000	DI2_165_168_L_0						
70 D	20.37	2.3661E-03	62.40	101.8	219.2	115.0	UL-RL	1.5546E+04	-13.70	0.000	
1.000	1.000	101.8	0.000	0.000	DI2_165_168_L_0						
71 D	20.14	2.1807E-03	65.60	100.7	222.4	116.5	UL-RL	1.5546E+04	-13.90	0.000	
1.000	1.000	100.7	0.000	0.000	DI2_165_168_L_0						
72 D	19.92	1.9954E-03	68.80	99.59	225.6	118.1	UL-RL	1.5546E+04	-14.10	0.000	
1.000	1.000	99.59	0.000	0.000	DI2_165_168_L_0						
73 D	19.69	1.8101E-03	72.00	98.45	228.8	119.6	UL-RL	1.5546E+04	-14.30	0.000	
1.000	1.000	98.45	0.000	0.000	DI2_165_168_L_0						
74 D	19.46	1.6251E-03	75.20	97.30	232.0	121.1	UL-RL	1.5546E+04	-14.50	0.000	
1.000	1.000	97.30	0.000	0.000	DI2_165_168_L_0						
75 D	19.23	1.4401E-03	78.40	96.13	235.2	122.7	UL-RL	1.5546E+04	-14.70	0.000	
1.000	1.000	96.13	0.000	0.000	DI2_165_168_L_0						
76 D	18.99	1.2552E-03	81.60	94.96	238.4	124.2	UL-RL	1.5546E+04	-14.90	0.000	
1.000	1.000	94.96	0.000	0.000	DI2_165_168_L_0						
77 D	18.76	1.0703E-03	84.80	93.78	241.6	125.8	UL-RL	1.5546E+04	-15.10	0.000	
1.000	1.000	93.78	0.000	0.000	DI2_165_168_L_0						
78 D	18.52	8.8552E-04	88.00	92.59	244.8	127.3	UL-RL	1.5546E+04	-15.30	0.000	
1.000	1.000	92.59	0.000	0.000	DI2_165_168_L_0						
79 D	9.139	7.0070E-04	91.20	91.39	248.0	128.9	UL-RL	1.5546E+04	-15.50	0.000	
1.000	1.000	91.39	0.000	0.000	DI2_165_168_L_0						

```
+-------------------------------------------------------------------------------------------------------------------------+
|                   PARATIEPLUS(TM)   NLS ENGINE RELEASE  2018.0    FULL VERSION  *Build date:Nov 13, 2017*               |
|                                                                                                                         |
|                                      NewProject.BaseDesignSection_28.A1M1R1_1183                                        |
|                                    Exe Time : 4 September 2018 18:06:51                                                 |
+-------------------------------------------------------------------------------------------------------------------------+
New Project


S T R E S S   R E S U L T S   F O R   G R O U P   N O.   3

WallElement_33                                                  :
ELEMENT TYPE    2 NO.OF ELEMENTS. IN THIS GROUP   78
C U R R E N T   T I M E   I S     4.0000

 WALL2D ELEMENT

   EL      TA          TB          MA          MB
-------------------------------------------------------
    1 -126.32      126.32     2.93596E-11 -25.264
    2 -126.10      126.10      25.264     -50.485
    3 -125.66      125.66      50.485     -75.617
    4 -124.97      124.97      75.617     -100.61
    5 -124.03      124.03      100.61     -125.42
    6 -122.82      122.82      125.42     -149.98
    7 -121.35      121.35      149.98     -174.25
    8 -119.60      119.60      174.25     -198.17
    9 -117.58      117.58      198.17     -221.69
   10 -115.25      115.25      221.69     -244.74
   11 -112.66      112.66      244.74     -267.27
   12 -109.83      109.83      267.27     -289.24
   13 -106.72      106.72      289.24     -310.58
   14 -103.38      103.38      310.58     -331.26
   15 -99.805      99.805      331.26     -351.22
   16 -95.965      95.965      351.22     -370.41
   17 -91.901      91.901      370.41     -388.79
   18 -87.580      87.580      388.79     -406.31
   19 -83.038      83.038      406.31     -422.91
   20 -78.275      78.275      422.91     -438.57
   21 -73.292      73.292      438.57     -453.23
   22 -68.063      68.063      453.23     -466.84
   23 -62.615      62.615      466.84     -479.36
   24 -56.950      56.950      479.36     -490.75
   25 -51.044      51.044      490.75     -500.96
   26 -45.837      45.837      500.96     -510.13
   27 -40.439      40.439      510.13     -518.22
   28 -34.830      34.830      518.22     -525.18
   29 -29.031      29.031      525.18     -530.99
   30 -23.041      23.041      530.99     -535.60
   31 -16.843      16.843      535.60     -538.97
   32 -10.455      10.455      538.97     -541.06
   33 -3.8774      3.8774      541.06     -541.83
   34  2.9061     -2.9061      541.83     -541.25
   35  9.8794     -9.8794      541.25     -539.28
   36  17.042     -17.042      539.28     -535.87
   37  24.409     -24.409      535.87     -530.99
   38  31.966     -31.966      530.99     -524.59
   39  39.711     -39.711      524.59     -516.65
   40  47.660     -47.660      516.65     -507.12
   41  55.797     -55.797      507.12     -495.96
   42  64.124     -64.124      495.96     -483.13
   43  72.653     -72.653      483.13     -468.60
   44  81.370     -81.370      468.60     -452.33
   45  90.277     -90.277      452.33     -434.27
   46  99.384     -99.384      434.27     -414.40
   47  106.36     -106.36      414.40     -403.76
   48  113.40     -113.40      403.76     -381.08
   49  122.99     -122.99      381.08     -356.48
   50  132.76     -132.76      356.48     -329.93
   51  140.18     -140.18      329.93     -301.90
   52  144.48     -144.48      301.90     -273.00
```

53	145.66	-145.66	273.00	-243.87
54	143.75	-143.75	243.87	-215.12
55	138.72	-138.72	215.12	-187.37
56	130.57	-130.57	187.37	-161.26
57	120.45	-120.45	161.26	-137.17
58	110.45	-110.45	137.17	-115.08
59	100.59	-100.59	115.08	-94.961
60	90.894	-90.894	94.961	-76.782
61	81.361	-81.361	76.782	-60.510
62	72.004	-72.004	60.510	-46.109
63	62.838	-62.838	46.109	-33.542
64	53.861	-53.861	33.542	-22.769
65	45.093	-45.093	22.769	-13.751
66	36.723	-36.723	13.751	-6.4061
67	28.749	-28.749	6.4061	-0.65635
68	21.176	-21.176	0.65635	3.5788
69	14.015	-14.015	-3.5788	6.3818
70	7.2634	-7.2634	-6.3818	7.8344
71	1.5563	-1.5563	-7.8344	8.1457
72	-2.8654	2.8654	-8.1457	7.5726
73	-6.0002	6.0002	-7.5726	6.3726
74	-7.8464	7.8464	-6.3726	4.8033
75	-8.4023	8.4023	-4.8033	3.1229
76	-7.6664	7.6664	-3.1229	1.5897
77	-5.6367	5.6367	-1.5897	0.46231
78	-2.3114	2.3114	-0.46231	4.37872E-13

```
+-------------------------------------------------------------------------------------------------------------------------+
|                   PARATIEPLUS(TM)   NLS ENGINE RELEASE  2018.0    FULL VERSION  *Build date:Nov 13, 2017*              |
|                                                                                                                         |
|                                     NewProject.BaseDesignSection_28.A1M1R1_1183                                         |
|                                  Exe Time : 4 September 2018 18:06:51                                                   |
+-------------------------------------------------------------------------------------------------------------------------+
New Project


S T R E S S   R E S U L T S   F O R   G R O U P   N O.   4

WallElement_New_76649                                          :
ELEMENT TYPE    2 NO.OF ELEMENTS. IN THIS GROUP   47
C U R R E N T   T I M E   I S      4.0000

 WALL2D ELEMENT

   EL      TA          TB          MA          MB
-----------------------------------------------------

***** NO ONE ELEMENT ACTIVE AT CURRENT STEP *****
```

```
+-------------------------------------------------------------------------------------------------------------------------------+
|                   PARATIEPLUS(TM)   NLS ENGINE RELEASE  2018.0    FULL VERSION  *Build date:Nov 13, 2017*                    |
|                                                                                                                               |
|                                     NewProject.BaseDesignSection_28.A1M1R1_1183                                               |
|                                  Exe Time : 4 September 2018 18:06:51                                                         |
+-------------------------------------------------------------------------------------------------------------------------------+
New Project


S T R E S S    R E S U L T S    F O R    G R O U P    N O.    5

Tieback_175                                                  :
ELEMENT TYPE    6 NO.OF ELEMENTS. IN THIS GROUP    1
C U R R E N T    T I M E    I S      4.0000

 POST-TENSION 2D-BOUNDARY ELEMENT

         EL    FORCE          d0          EDISPL     pl. eps          K     -ve limit   +ve limit
-----------------------------------------------------------------------------------------------------
 ANCHOR    1   145.86     -1.58745E-03  3.45969E-03   0.0000       1458.7       0.0000       0.0000     ELASTIC  ORIGINAL
YOUNG MODULUS

 ITER     0 RNORM = 0.000     RMNORM= 0.000
            RINORM=0.1153E+07 RIMNOR=0.1818E+08
            RENORM= 27.61     REMNOR=0.1207E-17 RATIO =0.4895E-02 TOLER =0.1000E-03  NOT CONVERGED
            RFMAX = 145.7     RMMAX = 541.8
            RTSMAL=0.1000E-02 RMSMAL=0.1000E-02
            RDT   =0.1153E+07 RDR   =0.1818E+08
            RATIOT=0.4895E-02 RATIOR= 0.000
            MAX UN=0.3507E-03 IEQ=     3 NODE      1 DOF   3  Y-DISPL.S
            MIN UN=-2.308     IEQ=   251 NODE     51 DOF   1  Y-DISPL.F
            NO. OF CONTACT CONSTRAINT VIOLATIONS     0


 ITER     2 RNORM = 0.000     RMNORM= 0.000
            RINORM=0.1153E+07 RIMNOR=0.1818E+08
            RENORM=0.2424E-02 REMNOR=0.2221E-17 RATIO =0.4586E-04 TOLER =0.1000E-03      CONVERGED !
            RFMAX = 145.7     RMMAX = 541.8
            RTSMAL=0.1000E-02 RMSMAL=0.1000E-02
            RDT   =0.1153E+07 RDR   =0.1818E+08
            RATIOT=0.4586E-04 RATIOR= 0.000
            MAX UN=0.3112E-01 IEQ=    86 NODE     18 DOF   1  Y-DISPL.F
            MIN UN=-.1347E-03 IEQ=   393 NODE     79 DOF   3  Y-DISPL.S
            NO. OF CONTACT CONSTRAINT VIOLATIONS     0
```

```
+-------------------------------------------------------------------------------------------------------------------------+
|                   PARATIEPLUS(TM)   NLS ENGINE RELEASE  2018.0    FULL VERSION  *Build date:Nov 13, 2017*               |
|                                                                                                                         |
|                                      NewProject.BaseDesignSection_28.A1M1R1_1183                                        |
|                                   Exe Time : 4 September 2018 18:06:51                                                  |
+-------------------------------------------------------------------------------------------------------------------------+
New Project
SOLUTION REACHED USING     2 ITERATIONS ON   40

P R I N T   O U T   F O R   T I M E   S T E P    5     ( AT TIME   5.000     )

PRINT OUT OF ACTIVE COMPONENTS (FIXED NODES ARE NOT PRINTED OUT)
```

	Y-DISPL.F (02)	X-ROT. F (04)	Y-DISPL.S (08)	X-ROT. S (10)	Y-FORCE (14)	GAP	C-FORCE
1	4.2398908E-03	7.8246148E-04	4.2398908E-03	0.000000	-2.0107936E-14	0.000000	-7.4334944E-05
2	4.3963147E-03	7.8143571E-04	4.3963147E-03	0.000000	-9.6181276E-15	0.000000	-7.1112518E-05
3	4.5523284E-03	7.7836016E-04	4.5523284E-03	0.000000	-9.1822517E-15	0.000000	-6.7889829E-05
4	4.7075225E-03	7.7324019E-04	4.7075225E-03	0.000000	-8.7463048E-15	8.6736174E-19	-6.4666616E-05
5	4.8614888E-03	7.6608499E-04	4.8614888E-03	0.000000	-8.3102515E-15	0.000000	-6.1442615E-05
6	5.0138217E-03	7.5690782E-04	5.0138217E-03	0.000000	-7.8740566E-15	0.000000	-5.8217568E-05
7	5.1641183E-03	7.4572614E-04	5.1641183E-03	0.000000	-7.4376850E-15	0.000000	-5.4991214E-05
8	5.3119799E-03	7.3256166E-04	5.3119799E-03	0.000000	-7.0011017E-15	0.000000	-5.1763295E-05
9	5.4570125E-03	7.1744054E-04	5.4570125E-03	0.000000	-6.5642719E-15	1.7347235E-18	-4.8533553E-05
10	5.5988277E-03	7.0039333E-04	5.5988277E-03	0.000000	-6.1271607E-15	8.6736174E-19	-4.5301731E-05
11	5.7370438E-03	6.8145540E-04	5.7370438E-03	0.000000	-5.6897335E-15	0.000000	-4.2067572E-05
12	5.8712865E-03	6.6066670E-04	5.8712865E-03	0.000000	-5.2519558E-15	0.000000	-3.8830822E-05
13	6.0011900E-03	6.3807116E-04	6.0011900E-03	0.000000	-4.8137932E-15	0.000000	-3.5591226E-05
14	6.1263977E-03	6.1371697E-04	6.1263977E-03	0.000000	-4.3752113E-15	8.6736174E-19	-3.2348531E-05
15	6.2465631E-03	5.8765651E-04	6.2465631E-03	0.000000	-3.9361760E-15	0.000000	-2.9102482E-05
16	6.3613503E-03	5.5994594E-04	6.3613503E-03	0.000000	-3.4966794E-15	0.000000	-2.5852829E-05
17	6.4704360E-03	5.3064525E-04	6.4704360E-03	0.000000	-3.0566295E-15	8.6736174E-19	-2.2599304E-05
18	6.5735073E-03	4.9981890E-04	6.5735073E-03	0.000000	-2.6160068E-15	0.000000	-1.9341689E-05
19	6.6702663E-03	4.6753453E-04	6.6702663E-03	0.000000	-2.1748156E-15	1.7347235E-18	-1.6079701E-05
20	6.7604287E-03	4.3386362E-04	6.7604287E-03	0.000000	-1.7329730E-15	1.7347235E-18	-1.2812992E-05
21	6.8437240E-03	3.9888149E-04	6.8437240E-03	0.000000	-1.2904523E-15	0.000000	-9.5411500E-06
22	6.9198986E-03	3.6266657E-04	6.9198986E-03	0.000000	-8.4717198E-16	8.6736174E-19	-6.2636446E-06
23	6.9887139E-03	3.2530172E-04	6.9887139E-03	0.000000	-4.0304449E-16	8.6736174E-19	-2.9799468E-06
24	7.0499484E-03	2.8687345E-04	7.0499484E-03	0.000000	4.1998633E-17	8.6736174E-19	3.1052079E-07
25	7.1033984E-03	2.4747192E-04	7.1033984E-03	0.000000	4.8803751E-16	-1.7347235E-18	3.6083506E-06
26	7.1488786E-03	2.0719108E-04	7.1488786E-03	0.000000	9.3514353E-16	8.6736174E-19	6.9141324E-06
27	7.1862221E-03	1.6612159E-04	7.1862221E-03	0.000000	1.3834032E-15	0.000000	1.0228412E-05
28	7.2152802E-03	1.2434966E-04	7.2152802E-03	0.000000	1.8328951E-15	8.6736174E-19	1.3551700E-05
29	7.2359212E-03	8.1965548E-05	7.2359212E-03	0.000000	2.2836401E-15	8.6736174E-19	1.6884330E-05
30	7.2480318E-03	3.9062803E-05	7.2480318E-03	0.000000	2.7356726E-15	0.000000	2.0226479E-05
31	7.2515182E-03	-4.2617322E-06	7.2515182E-03	0.000000	3.1889638E-15	0.000000	2.3578111E-05
32	7.2463058E-03	-4.7907551E-05	7.2463058E-03	0.000000	3.6435166E-15	0.000000	2.6938919E-05
33	7.2323406E-03	-9.1771362E-05	7.2323406E-03	0.000000	4.0992660E-15	-1.7347235E-18	3.0308348E-05
34	7.2095898E-03	-1.3574592E-04	7.2095898E-03	0.000000	4.5560263E-15	1.7347235E-18	3.3685453E-05
35	7.1780422E-03	-1.7972079E-04	7.1780422E-03	0.000000	5.0136475E-15	-1.7347235E-18	3.7068922E-05
36	7.1377091E-03	-2.2358209E-04	7.1377091E-03	0.000000	5.4718537E-15	-1.7347235E-18	4.0457021E-05
37	7.0886250E-03	-2.6721244E-04	7.0886250E-03	0.000000	5.9304235E-15	0.000000	4.3847530E-05
38	7.0308478E-03	-3.1049172E-04	7.0308478E-03	0.000000	6.3890048E-15	-8.6736174E-19	4.7237769E-05
39	6.9644600E-03	-3.5329572E-04	6.9644600E-03	0.000000	6.8470613E-15	-1.7347235E-18	5.0624457E-05
40	6.8895696E-03	-3.9549719E-04	6.8895696E-03	0.000000	7.3041152E-15	-1.7347235E-18	5.4003733E-05
41	6.8063100E-03	-4.3696547E-04	6.8063100E-03	0.000000	7.7595581E-15	0.000000	5.7371097E-05
42	6.7148413E-03	-4.7756651E-04	6.7148413E-03	0.000000	8.2126895E-15	8.6736174E-19	6.0721371E-05
43	6.6153504E-03	-5.1716298E-04	6.6153504E-03	0.000000	8.6627110E-15	-8.6736174E-19	6.4048652E-05
44	6.5080524E-03	-5.5561416E-04	6.5080524E-03	0.000000	9.1086527E-15	0.000000	6.7346273E-05
45	6.3931913E-03	-5.9277579E-04	6.3931913E-03	0.000000	9.5496348E-15	0.000000	7.0606744E-05
46	6.2710384E-03	-6.2850086E-04	6.2710384E-03	0.000000	9.9845459E-15	0.000000	7.3821775E-05
47	6.1418968E-03	-6.6263845E-04	6.1418968E-03	0.000000	2.3140277E-15	0.000000	7.6982137E-05
48	6.0748050E-03	-6.7906940E-04	6.0748050E-03	0.000000	2.3608185E-15	0.000000	7.8538755E-05
49	5.9358129E-03	-7.1053555E-04	5.9358129E-03	0.000000	1.1036273E-14	0.000000	8.1597825E-05
50	5.7907227E-03	-7.4002346E-04	5.7907227E-03	0.000000	1.1438953E-14	0.000000	8.4575085E-05
51	5.6399459E-03	-7.6737473E-04	5.6399459E-03	0.000000	1.1828920E-14	8.6736174E-19	8.7458346E-05
52	5.4839235E-03	-7.9246438E-04	5.4839235E-03	0.000000	1.2204655E-14	-8.6736174E-19	9.0236378E-05
53	5.3231157E-03	-8.1522067E-04	5.3231157E-03	0.000000	1.2565230E-14	8.6736174E-19	9.2902328E-05
54	5.1579927E-03	-8.3561556E-04	5.1579927E-03	0.000000	1.2910247E-14	0.000000	9.5453249E-05
55	4.9890257E-03	-8.5366777E-04	4.9890257E-03	0.000000	1.3239700E-14	-8.6736174E-19	9.7889097E-05

56	4.8166773E-03	-8.6944395E-04	4.8166773E-03	0.000000	1.3553894E-14	0.000000	1.0021212E-04
57	4.6413923E-03	-8.8305663E-04	4.6413923E-03	0.000000	1.3853358E-14	0.000000	1.0242624E-04
58	4.4635889E-03	-8.9465594E-04	4.4635889E-03	0.000000	1.4138710E-14	0.000000	1.0453602E-04
59	4.2836532E-03	-9.0440683E-04	4.2836532E-03	0.000000	1.4410615E-14	-1.7347235E-18	1.0654638E-04
60	4.1019386E-03	-9.1247191E-04	4.1019386E-03	0.000000	1.4669779E-14	0.000000	1.0846253E-04
61	3.9187662E-03	-9.1901112E-04	3.9187662E-03	0.000000	1.4916946E-14	0.000000	1.1028998E-04
62	3.7344254E-03	-9.2418155E-04	3.7344254E-03	0.000000	1.5152888E-14	-8.6736174E-19	1.1203445E-04
63	3.5491745E-03	-9.2813731E-04	3.5491745E-03	0.000000	1.5378405E-14	4.3368087E-19	1.1370183E-04
64	3.3632414E-03	-9.3102937E-04	3.3632414E-03	0.000000	1.5594315E-14	4.3368087E-19	1.1529818E-04
65	3.1768238E-03	-9.3300541E-04	3.1768238E-03	0.000000	1.5801451E-14	8.6736174E-19	1.1682966E-04
66	2.9900906E-03	-9.3420974E-04	2.9900906E-03	0.000000	1.6000656E-14	-4.3368087E-19	1.1830251E-04
67	2.8031821E-03	-9.3478155E-04	2.8031821E-03	0.000000	1.6192780E-14	0.000000	1.1972300E-04
68	2.6162114E-03	-9.3485317E-04	2.6162114E-03	0.000000	1.6378670E-14	8.6736174E-19	1.2109739E-04
69	2.4292658E-03	-9.3454995E-04	2.4292658E-03	0.000000	1.6559158E-14	0.000000	1.2243185E-04
70	2.2424085E-03	-9.3399027E-04	2.2424085E-03	0.000000	1.6735048E-14	-8.6736174E-19	1.2373231E-04
71	2.0556794E-03	-9.3328546E-04	2.0556794E-03	0.000000	1.6907107E-14	0.000000	1.2500445E-04
72	1.8690974E-03	-9.3253474E-04	1.8690974E-03	0.000000	1.7076057E-14	-4.3368087E-19	1.2625360E-04
73	1.6826632E-03	-9.3181808E-04	1.6826632E-03	0.000000	1.7242561E-14	6.5052130E-19	1.2748466E-04
74	1.4963639E-03	-9.3119430E-04	1.4963639E-03	0.000000	1.7407221E-14	-6.5052130E-19	1.2870209E-04
75	1.3101768E-03	-9.3070098E-04	1.3101768E-03	0.000000	1.7569247E-14	0.000000	1.2990979E-04
76	1.1240831E-03	-9.3035454E-04	1.1240831E-03	0.000000	1.7731702E-14	4.3368087E-19	1.3111101E-04
77	9.3803483E-04	-9.3015012E-04	9.3803483E-04	0.000000	1.7895002E-14	-6.5052130E-19	1.3230855E-04
78	7.5201527E-04	-9.3006167E-04	7.5201527E-04	0.000000	1.8058085E-14	2.1684043E-19	1.3350431E-04
79	5.6599628E-04	-9.3004185E-04	5.6599628E-04	0.000000	3.6442250E-14	-8.6736174E-19	1.3469957E-04

```
+-------------------------------------------------------------------------------------------------------------------------------+
|                   PARATIEPLUS(TM)   NLS ENGINE RELEASE  2018.0    FULL VERSION  *Build date:Nov 13, 2017*                    |
|                                                                                                                               |
|                                     NewProject.BaseDesignSection_28.A1M1R1_1183                                               |
|                                  Exe Time : 4 September 2018 18:06:51                                                         |
+-------------------------------------------------------------------------------------------------------------------------------+
New Project


S T R E S S   R E S U L T S   F O R   G R O U P   N O.   1

0_L                                                              :
ELEMENT TYPE    5 NO.OF ELEMENTS. IN THIS GROUP   79
C U R R E N T   T I M E   I S      5.0000

 HARDENING 2D SOIL ELEMENT

 ****** TOTAL STRESS FORMULATION *****

  EL *   FORCE     DISPL-Y  VERTICAL-P  HORIZON.-P     MAX-V-P     MAX-H-P           STATE   STIFFNESS Z-LEVEL      PORE
E FACTOR    UFACTOR       Peq           Su_a         Su_p     LAYER
 ------------------------------------------------------------------------------------------------------------------------------
-------------------------------------------------------------------------------------------
   1 D  2.4231E-04 -4.2399E-03  7.2766E-03  2.4231E-03  7.2766E-03  0.7714          ACTIVE   0.000       0.000       0.000
1.000       1.000      2.4231E-03   0.000       0.000     DI1_164_167_L_0
   2 D  0.2162     -4.3963E-03   3.246       1.081       3.246       13.92        ACTIVE   0.000     -0.2000       0.000
1.000       1.000       1.081       0.000       0.000     DI1_164_167_L_0
   3 D  0.4444     -4.5523E-03   6.673       2.222       6.673       28.61        ACTIVE   0.000     -0.4000       0.000
1.000       1.000       2.222       0.000       0.000     DI1_164_167_L_0
   4 D  0.6888     -4.7075E-03   10.34       3.444       10.34       44.35        ACTIVE   0.000     -0.6000       0.000
1.000       1.000       3.444       0.000       0.000     DI1_164_167_L_0
   5 D  0.9449     -4.8615E-03   14.19       4.725       14.19       48.16        ACTIVE   0.000     -0.8000       0.000
1.000       1.000       4.725       0.000       0.000     DI1_164_167_L_0
   6 D   1.206     -5.0138E-03   18.11       6.032       18.11       48.40        ACTIVE   0.000      -1.000       0.000
1.000       1.000       6.032       0.000       0.000     DI1_164_167_L_0
   7 D   1.470     -5.1641E-03   22.08       7.352       22.08       48.38        ACTIVE   0.000      -1.200       0.000
1.000       1.000       7.352       0.000       0.000     DI1_164_167_L_0
   8 D   1.750     -5.3120E-03   26.28       8.751       26.28       48.22        ACTIVE   0.000      -1.400       0.000
1.000       1.000       8.751       0.000       0.000     DI1_164_167_L_0
   9 D   2.018     -5.4570E-03   30.30       10.09       30.30       47.98        ACTIVE   0.000      -1.600       0.000
1.000       1.000       10.09       0.000       0.000     DI1_164_167_L_0
  10 D   2.339     -5.5988E-03   35.12       11.69       35.12       47.72        ACTIVE   0.000      -1.800       0.000
1.000       1.000       11.69       0.000       0.000     DI1_164_167_L_0
  11 D   2.585     -5.7370E-03   38.82       12.93       38.82       47.48        ACTIVE   0.000      -2.000       0.000
1.000       1.000       12.93       0.000       0.000     DI1_164_167_L_0
  12 D   2.827     -5.8713E-03   42.45       14.13       42.45       47.26        ACTIVE   0.000      -2.200       0.000
1.000       1.000       14.13       0.000       0.000     DI1_164_167_L_0
  13 D   3.112     -6.0012E-03   46.73       15.56       46.73       47.10        ACTIVE   0.000      -2.400       0.000
1.000       1.000       15.56       0.000       0.000     DI1_164_167_L_0
  14 D   3.344     -6.1264E-03   50.21       16.72       50.21       46.99        ACTIVE   0.000      -2.600       0.000
1.000       1.000       16.72       0.000       0.000     DI1_164_167_L_0
  15 D   3.574     -6.2466E-03   53.66       17.87       53.66       46.95        ACTIVE   0.000      -2.800       0.000
1.000       1.000       17.87       0.000       0.000     DI1_164_167_L_0
  16 D   3.840     -6.3614E-03   57.66       19.20       57.66       46.98        ACTIVE   0.000      -3.000       0.000
1.000       1.000       19.20       0.000       0.000     DI1_164_167_L_0
  17 D   4.065     -6.4704E-03   61.03       20.32       61.03       47.08        ACTIVE   0.000      -3.200       0.000
1.000       1.000       20.32       0.000       0.000     DI1_164_167_L_0
  18 D   4.321     -6.5735E-03   64.89       21.61       64.89       47.26        ACTIVE   0.000      -3.400       0.000
1.000       1.000       21.61       0.000       0.000     DI1_164_167_L_0
  19 D   4.542     -6.6703E-03   68.21       22.71       68.21       47.52        ACTIVE   0.000      -3.600       0.000
1.000       1.000       22.71       0.000       0.000     DI1_164_167_L_0
  20 D   4.763     -6.7604E-03   71.52       23.81       71.52       47.85        ACTIVE   0.000      -3.800       0.000
1.000       1.000       23.81       0.000       0.000     DI1_164_167_L_0
  21 D   4.983     -6.8437E-03   74.82       24.91       74.82       48.26        ACTIVE   0.000      -4.000       0.000
1.000       1.000       24.91       0.000       0.000     DI1_164_167_L_0
  22 D   5.230     -6.9199E-03   78.52       26.15       78.52       48.74        ACTIVE   0.000      -4.200       0.000
1.000       1.000       26.15       0.000       0.000     DI1_164_167_L_0
  23 D   5.448     -6.9887E-03   81.80       27.24       81.80       49.30        ACTIVE   0.000      -4.400       0.000
1.000       1.000       27.24       0.000       0.000     DI1_164_167_L_0
  24 D   5.666     -7.0499E-03   85.06       28.33       85.06       49.94         UL-RL   8046.      -4.600       0.000
1.000       1.000       28.33       0.000       0.000     DI1_164_167_L_0
```

25 D	5.912	-7.1034E-03	88.69	29.56	88.69	50.64	UL-RL	8046.	-4.800	0.000	
1.000	1.000	29.56	0.000	0.000	DI1_164_167_L_0						
26 D	5.234	-7.1489E-03	91.94	26.17	91.94	54.65	UL-RL	1.9392E+04	-5.000	0.000	
1.000	1.000	26.17	0.000	0.000	DI2_165_168_L_0						
27 D	5.438	-7.1862E-03	95.18	27.19	95.18	54.58	UL-RL	1.9392E+04	-5.200	0.000	
1.000	1.000	27.19	0.000	0.000	DI2_165_168_L_0						
28 D	5.661	-7.2153E-03	98.75	28.31	98.75	54.66	UL-RL	1.9392E+04	-5.400	0.000	
1.000	1.000	28.31	0.000	0.000	DI2_165_168_L_0						
29 D	5.865	-7.2359E-03	102.0	29.33	102.0	54.88	UL-RL	1.9392E+04	-5.600	0.000	
1.000	1.000	29.33	0.000	0.000	DI2_165_168_L_0						
30 D	6.069	-7.2480E-03	105.2	30.34	105.2	55.25	UL-RL	1.9392E+04	-5.800	0.000	
1.000	1.000	30.34	0.000	0.000	DI2_165_168_L_0						
31 D	6.289	-7.2515E-03	108.7	31.45	108.7	56.57	UL-RL	1.9392E+04	-6.000	0.000	
1.000	1.000	31.45	0.000	0.000	DI2_165_168_L_0						
32 D	6.493	-7.2463E-03	112.0	32.46	112.0	58.07	UL-RL	1.9392E+04	-6.200	0.000	
1.000	1.000	32.46	0.000	0.000	DI2_165_168_L_0						
33 D	6.696	-7.2323E-03	115.2	33.48	115.2	59.56	UL-RL	1.9392E+04	-6.400	0.000	
1.000	1.000	33.48	0.000	0.000	DI2_165_168_L_0						
34 D	6.914	-7.2096E-03	118.7	34.57	118.7	61.05	UL-RL	1.9392E+04	-6.600	0.000	
1.000	1.000	34.57	0.000	0.000	DI2_165_168_L_0						
35 D	7.117	-7.1780E-03	121.9	35.59	121.9	62.55	UL-RL	1.9392E+04	-6.800	0.000	
1.000	1.000	35.59	0.000	0.000	DI2_165_168_L_0						
36 D	7.320	-7.1377E-03	125.1	36.60	125.1	64.05	UL-RL	1.9392E+04	-7.000	0.000	
1.000	1.000	36.60	0.000	0.000	DI2_165_168_L_0						
37 D	7.537	-7.0886E-03	128.5	37.69	128.5	65.55	UL-RL	1.9392E+04	-7.200	0.000	
1.000	1.000	37.69	0.000	0.000	DI2_165_168_L_0						
38 D	7.740	-7.0308E-03	131.8	38.70	131.8	67.05	UL-RL	1.9392E+04	-7.400	0.000	
1.000	1.000	38.70	0.000	0.000	DI2_165_168_L_0						
39 D	7.942	-6.9645E-03	135.0	39.71	135.0	68.55	UL-RL	1.9392E+04	-7.600	0.000	
1.000	1.000	39.71	0.000	0.000	DI2_165_168_L_0						
40 D	8.158	-6.8896E-03	138.4	40.79	138.4	70.05	UL-RL	1.9392E+04	-7.800	0.000	
1.000	1.000	40.79	0.000	0.000	DI2_165_168_L_0						
41 D	8.360	-6.8063E-03	141.6	41.80	141.6	71.56	UL-RL	1.9392E+04	-8.000	0.000	
1.000	1.000	41.80	0.000	0.000	DI2_165_168_L_0						
42 D	8.563	-6.7148E-03	144.8	42.81	144.8	73.07	UL-RL	1.9392E+04	-8.200	0.000	
1.000	1.000	42.81	0.000	0.000	DI2_165_168_L_0						
43 D	8.777	-6.6154E-03	148.2	43.88	148.2	74.57	UL-RL	1.9392E+04	-8.400	0.000	
1.000	1.000	43.88	0.000	0.000	DI2_165_168_L_0						
44 D	8.979	-6.5081E-03	151.4	44.89	151.4	76.08	UL-RL	1.9392E+04	-8.600	0.000	
1.000	1.000	44.89	0.000	0.000	DI2_165_168_L_0						
45 D	9.181	-6.3932E-03	154.6	45.90	154.6	77.59	UL-RL	1.9392E+04	-8.800	0.000	
1.000	1.000	45.90	0.000	0.000	DI2_165_168_L_0						
46 D	9.394	-6.2710E-03	158.0	46.97	158.0	79.10	UL-RL	1.9392E+04	-9.000	0.000	
1.000	1.000	46.97	0.000	0.000	DI2_165_168_L_0						
47 D	7.196	-6.1419E-03	161.2	47.97	161.2	80.62	UL-RL	1.9392E+04	-9.200	0.000	
1.000	1.000	47.97	0.000	0.000	DI2_165_168_L_0						
48 D	7.276	-6.0748E-03	162.9	48.50	162.9	81.37	UL-RL	1.9392E+04	-9.300	0.000	
1.000	1.000	48.50	0.000	0.000	DI2_165_168_L_0						
49 D	9.902	-5.9358E-03	166.1	49.51	166.1	82.89	UL-RL	1.9392E+04	-9.500	0.000	
1.000	1.000	49.51	0.000	0.000	DI2_165_168_L_0						
50 D	10.10	-5.7907E-03	169.3	50.51	169.3	84.40	UL-RL	1.9392E+04	-9.700	0.000	
1.000	1.000	50.51	0.000	0.000	DI2_165_168_L_0						
51 D	10.31	-5.6399E-03	172.7	51.56	172.7	85.92	UL-RL	1.9392E+04	-9.900	0.000	
1.000	1.000	51.56	0.000	0.000	DI2_165_168_L_0						
52 D	10.51	-5.4839E-03	175.9	52.56	175.9	87.44	UL-RL	1.9392E+04	-10.10	0.000	
1.000	1.000	52.56	0.000	0.000	DI2_165_168_L_0						
53 D	10.71	-5.3231E-03	179.1	53.56	179.1	88.96	UL-RL	1.9392E+04	-10.30	0.000	
1.000	1.000	53.56	0.000	0.000	DI2_165_168_L_0						
54 D	10.92	-5.1580E-03	182.5	54.60	182.5	90.48	UL-RL	1.9392E+04	-10.50	0.000	
1.000	1.000	54.60	0.000	0.000	DI2_165_168_L_0						
55 D	11.12	-4.9890E-03	185.7	55.59	185.7	92.00	UL-RL	1.9392E+04	-10.70	0.000	
1.000	1.000	55.59	0.000	0.000	DI2_165_168_L_0						
56 D	11.32	-4.8167E-03	188.9	56.58	188.9	93.53	UL-RL	1.9392E+04	-10.90	0.000	
1.000	1.000	56.58	0.000	0.000	DI2_165_168_L_0						
57 D	11.52	-4.6414E-03	192.3	57.62	192.3	95.05	UL-RL	1.9392E+04	-11.10	0.000	
1.000	1.000	57.62	0.000	0.000	DI2_165_168_L_0						
58 D	11.72	-4.4636E-03	195.5	58.60	195.5	96.58	UL-RL	1.9392E+04	-11.30	0.000	
1.000	1.000	58.60	0.000	0.000	DI2_165_168_L_0						
59 D	11.92	-4.2837E-03	198.7	59.59	198.7	98.11	UL-RL	1.9392E+04	-11.50	0.000	
1.000	1.000	59.59	0.000	0.000	DI2_165_168_L_0						
60 D	12.12	-4.1019E-03	202.0	60.61	202.0	99.64	UL-RL	1.9392E+04	-11.70	0.000	
1.000	1.000	60.61	0.000	0.000	DI2_165_168_L_0						
61 D	12.32	-3.9188E-03	205.2	61.59	205.2	101.2	UL-RL	1.9392E+04	-11.90	0.000	
1.000	1.000	61.59	0.000	0.000	DI2_165_168_L_0						

```
  62 D   12.51     -3.7344E-03   208.4       62.57       208.4       102.7          UL-RL  1.9392E+04  -12.10       0.000
1.000       1.000       62.57       0.000       0.000     DI2_165_168_L_0
  63 D   12.72     -3.5492E-03   211.8       63.59       211.8       104.2          UL-RL  1.9392E+04  -12.30       0.000
1.000       1.000       63.59       0.000       0.000     DI2_165_168_L_0
  64 D   12.91     -3.3632E-03   215.0       64.57       215.0       105.8          UL-RL  1.9392E+04  -12.50       0.000
1.000       1.000       64.57       0.000       0.000     DI2_165_168_L_0
  65 D   13.11     -3.1768E-03   218.2       65.54       218.2       107.3          UL-RL  1.9392E+04  -12.70       0.000
1.000       1.000       65.54       0.000       0.000     DI2_165_168_L_0
  66 D   13.31     -2.9901E-03   221.5       66.55       221.5       108.8          UL-RL  1.9392E+04  -12.90       0.000
1.000       1.000       66.55       0.000       0.000     DI2_165_168_L_0
  67 D   13.51     -2.8032E-03   224.7       67.53       224.7       110.4          UL-RL  1.9392E+04  -13.10       0.000
1.000       1.000       67.53       0.000       0.000     DI2_165_168_L_0
  68 D   13.70     -2.6162E-03   227.9       68.50       227.9       111.9          UL-RL  1.9392E+04  -13.30       0.000
1.000       1.000       68.50       0.000       0.000     DI2_165_168_L_0
  69 D   13.90     -2.4293E-03   231.2       69.50       231.2       113.4          UL-RL  1.9392E+04  -13.50       0.000
1.000       1.000       69.50       0.000       0.000     DI2_165_168_L_0
  70 D   14.09     -2.2424E-03   234.4       70.47       234.4       115.0          UL-RL  1.9392E+04  -13.70       0.000
1.000       1.000       70.47       0.000       0.000     DI2_165_168_L_0
  71 D   14.92     -2.0557E-03   237.6       74.61       237.6       116.5          UL-RL  1.9392E+04  -13.90       0.000
1.000       1.000       74.61       0.000       0.000     DI2_165_168_L_0
  72 D   15.99     -1.8691E-03   241.0       79.93       241.0       118.1          UL-RL  1.9392E+04  -14.10       0.000
1.000       1.000       79.93       0.000       0.000     DI2_165_168_L_0
  73 D   17.05     -1.6827E-03   244.2       85.25       244.2       119.6          UL-RL  1.9392E+04  -14.30       0.000
1.000       1.000       85.25       0.000       0.000     DI2_165_168_L_0
  74 D   18.11     -1.4964E-03   247.4       90.56       247.4       121.1          UL-RL  1.9392E+04  -14.50       0.000
1.000       1.000       90.56       0.000       0.000     DI2_165_168_L_0
  75 D   19.17     -1.3102E-03   250.7       95.87       250.7       122.7          UL-RL  1.9392E+04  -14.70       0.000
1.000       1.000       95.87       0.000       0.000     DI2_165_168_L_0
  76 D   20.24     -1.1241E-03   253.9       101.2       253.9       124.2          UL-RL  1.9392E+04  -14.90       0.000
1.000       1.000       101.2       0.000       0.000     DI2_165_168_L_0
  77 D   21.30     -9.3803E-04   257.1       106.5       257.1       125.8          UL-RL  1.9392E+04  -15.10       0.000
1.000       1.000       106.5       0.000       0.000     DI2_165_168_L_0
  78 D   22.36     -7.5202E-04   260.4       111.8       260.4       127.3          UL-RL  1.9392E+04  -15.30       0.000
1.000       1.000       111.8       0.000       0.000     DI2_165_168_L_0
  79 D   11.71     -5.6600E-04   263.6       117.1       263.6       128.9          UL-RL  1.9392E+04  -15.50       0.000
1.000       1.000       117.1       0.000       0.000     DI2_165_168_L_0
```

```
+-------------------------------------------------------------------------------------------------------------------------+
|                  PARATIEPLUS(TM)   NLS ENGINE RELEASE  2018.0    FULL VERSION  *Build date:Nov 13, 2017*              |
|                                                                                                                         |
|                                    NewProject.BaseDesignSection_28.A1M1R1_1183                                          |
|                                  Exe Time : 4 September 2018 18:06:51                                                   |
+-------------------------------------------------------------------------------------------------------------------------+
New Project


S T R E S S   R E S U L T S   F O R   G R O U P   N O.   2

0_R                                                          :
ELEMENT TYPE    5 NO.OF ELEMENTS. IN THIS GROUP   79
C U R R E N T   T I M E   I S     5.0000

 HARDENING 2D SOIL ELEMENT

 ****** TOTAL STRESS FORMULATION *****

  EL *   FORCE     DISPL-Y  VERTICAL-P  HORIZON.-P     MAX-V-P     MAX-H-P           STATE   STIFFNESS Z-LEVEL      PORE
E FACTOR    UFACTOR       Peq          Su_a        Su_p     LAYER
 ------------------------------------------------------------------------------------------------------------------------
------------------------------------------------------------------------------------------
   1     0.000         --          --          --          --          --          REMOVED     --        0.000       0.000
1.000       1.000       0.000       0.000       0.000     not available
   2     0.000         --          --          --          --          --          REMOVED     --      -0.2000       0.000
1.000       1.000       0.000       0.000       0.000     not available
   3     0.000         --          --          --          --          --          REMOVED     --      -0.4000       0.000
1.000       1.000       0.000       0.000       0.000     not available
   4     0.000         --          --          --          --          --          REMOVED     --      -0.6000       0.000
1.000       1.000       0.000       0.000       0.000     not available
   5     0.000         --          --          --          --          --          REMOVED     --      -0.8000       0.000
1.000       1.000       0.000       0.000       0.000     not available
   6     0.000         --          --          --          --          --          REMOVED     --       -1.000       0.000
1.000       1.000       0.000       0.000       0.000     not available
   7     0.000         --          --          --          --          --          REMOVED     --       -1.200       0.000
1.000       1.000       0.000       0.000       0.000     not available
   8     0.000         --          --          --          --          --          REMOVED     --       -1.400       0.000
1.000       1.000       0.000       0.000       0.000     not available
   9     0.000         --          --          --          --          --          REMOVED     --       -1.600       0.000
1.000       1.000       0.000       0.000       0.000     not available
  10     0.000         --          --          --          --          --          REMOVED     --       -1.800       0.000
1.000       1.000       0.000       0.000       0.000     not available
  11     0.000         --          --          --          --          --          REMOVED     --       -2.000       0.000
1.000       1.000       0.000       0.000       0.000     not available
  12     0.000         --          --          --          --          --          REMOVED     --       -2.200       0.000
1.000       1.000       0.000       0.000       0.000     not available
  13     0.000         --          --          --          --          --          REMOVED     --       -2.400       0.000
1.000       1.000       0.000       0.000       0.000     not available
  14     0.000         --          --          --          --          --          REMOVED     --       -2.600       0.000
1.000       1.000       0.000       0.000       0.000     not available
  15     0.000         --          --          --          --          --          REMOVED     --       -2.800       0.000
1.000       1.000       0.000       0.000       0.000     not available
  16     0.000         --          --          --          --          --          REMOVED     --       -3.000       0.000
1.000       1.000       0.000       0.000       0.000     not available
  17     0.000         --          --          --          --          --          REMOVED     --       -3.200       0.000
1.000       1.000       0.000       0.000       0.000     not available
  18     0.000         --          --          --          --          --          REMOVED     --       -3.400       0.000
1.000       1.000       0.000       0.000       0.000     not available
  19     0.000         --          --          --          --          --          REMOVED     --       -3.600       0.000
1.000       1.000       0.000       0.000       0.000     not available
  20     0.000         --          --          --          --          --          REMOVED     --       -3.800       0.000
1.000       1.000       0.000       0.000       0.000     not available
  21     0.000         --          --          --          --          --          REMOVED     --       -4.000       0.000
1.000       1.000       0.000       0.000       0.000     not available
  22     0.000         --          --          --          --          --          REMOVED     --       -4.200       0.000
1.000       1.000       0.000       0.000       0.000     not available
  23     0.000         --          --          --          --          --          REMOVED     --       -4.400       0.000
1.000       1.000       0.000       0.000       0.000     not available
  24     0.000         --          --          --          --          --          REMOVED     --       -4.600       0.000
1.000       1.000       0.000       0.000       0.000     not available
```

25	0.000	--	--	--	--	--	REMOVED	--	-4.800	0.000	
1.000	1.000	0.000	0.000	0.000	not available						
26	0.000	--	--	--	--	--	REMOVED	--	-5.000	0.000	
1.000	1.000	0.000	0.000	0.000	not available						
27	0.000	--	--	--	--	--	REMOVED	--	-5.200	0.000	
1.000	1.000	0.000	0.000	0.000	not available						
28	0.000	--	--	--	--	--	REMOVED	--	-5.400	0.000	
1.000	1.000	0.000	0.000	0.000	not available						
29	0.000	--	--	--	--	--	REMOVED	--	-5.600	0.000	
1.000	1.000	0.000	0.000	0.000	not available						
30	0.000	--	--	--	--	--	REMOVED	--	-5.800	0.000	
1.000	1.000	0.000	0.000	0.000	not available						
31	0.000	--	--	--	--	--	REMOVED	--	-6.000	0.000	
1.000	1.000	0.000	0.000	0.000	not available						
32	0.000	--	--	--	--	--	REMOVED	--	-6.200	0.000	
1.000	1.000	0.000	0.000	0.000	not available						
33	0.000	--	--	--	--	--	REMOVED	--	-6.400	0.000	
1.000	1.000	0.000	0.000	0.000	not available						
34	0.000	--	--	--	--	--	REMOVED	--	-6.600	0.000	
1.000	1.000	0.000	0.000	0.000	not available						
35	0.000	--	--	--	--	--	REMOVED	--	-6.800	0.000	
1.000	1.000	0.000	0.000	0.000	not available						
36	0.000	--	--	--	--	--	REMOVED	--	-7.000	0.000	
1.000	1.000	0.000	0.000	0.000	not available						
37	0.000	--	--	--	--	--	REMOVED	--	-7.200	0.000	
1.000	1.000	0.000	0.000	0.000	not available						
38	0.000	--	--	--	--	--	REMOVED	--	-7.400	0.000	
1.000	1.000	0.000	0.000	0.000	not available						
39	0.000	--	--	--	--	--	REMOVED	--	-7.600	0.000	
1.000	1.000	0.000	0.000	0.000	not available						
40	0.000	--	--	--	--	--	REMOVED	--	-7.800	0.000	
1.000	1.000	0.000	0.000	0.000	not available						
41	0.000	--	--	--	--	--	REMOVED	--	-8.000	0.000	
1.000	1.000	0.000	0.000	0.000	not available						
42	0.000	--	--	--	--	--	REMOVED	--	-8.200	0.000	
1.000	1.000	0.000	0.000	0.000	not available						
43	0.000	--	--	--	--	--	REMOVED	--	-8.400	0.000	
1.000	1.000	0.000	0.000	0.000	not available						
44	0.000	--	--	--	--	--	REMOVED	--	-8.600	0.000	
1.000	1.000	0.000	0.000	0.000	not available						
45	0.000	--	--	--	--	--	REMOVED	--	-8.800	0.000	
1.000	1.000	0.000	0.000	0.000	not available						
46	0.000	--	--	--	--	--	REMOVED	--	-9.000	0.000	
1.000	1.000	0.000	0.000	0.000	not available						
47	0.000	--	--	--	--	--	REMOVED	--	-9.200	0.000	
1.000	1.000	0.000	0.000	0.000	not available						
48 D	0.000	6.0748E-03	0.000	0.000	0.000	0.000	ACTIVE	0.000	-9.300	0.000	
1.000	1.000	0.000	0.000	0.000	DI2_165_168_L_0						
49 D	8.6761E-02	5.9358E-03	3.200	0.4338	3.200	1.600	UL-RL	1.4292E+04	-9.500	0.000	
1.000	1.000	0.4338	0.000	0.000	DI2_165_168_L_0						
50 D	0.3983	5.7907E-03	6.400	1.991	6.400	3.200	UL-RL	1.4292E+04	-9.700	0.000	
1.000	1.000	1.991	0.000	0.000	DI2_165_168_L_0						
51 D	4.617	5.6399E-03	9.600	23.09	158.4	86.16	UL-RL	1.4292E+04	-9.900	0.000	
1.000	1.000	23.09	0.000	0.000	DI2_165_168_L_0						
52 D	7.367	5.4839E-03	12.80	36.84	161.6	87.58	UL-RL	1.4292E+04	-10.10	0.000	
1.000	1.000	36.84	0.000	0.000	DI2_165_168_L_0						
53 D	10.40	5.3231E-03	16.00	52.02	164.8	89.01	UL-RL	1.4292E+04	-10.30	0.000	
1.000	1.000	52.02	0.000	0.000	DI2_165_168_L_0						
54 D	13.54	5.1580E-03	19.20	67.68	168.0	90.48	UL-RL	1.4292E+04	-10.50	0.000	
1.000	1.000	67.68	0.000	0.000	DI2_165_168_L_0						
55 D	16.72	4.9890E-03	22.40	83.59	171.2	92.00	UL-RL	1.4292E+04	-10.70	0.000	
1.000	1.000	83.59	0.000	0.000	DI2_165_168_L_0						
56 D	19.59	4.8167E-03	25.60	97.93	174.4	99.36	UL-RL	1.4292E+04	-10.90	0.000	
1.000	1.000	97.93	0.000	0.000	DI2_165_168_L_0						
57 D	21.76	4.6414E-03	28.80	108.8	177.6	110.2	UL-RL	1.4292E+04	-11.10	0.000	
1.000	1.000	108.8	0.000	0.000	DI2_165_168_L_0						
58 D	21.82	4.4636E-03	32.00	109.1	180.8	110.6	UL-RL	1.4292E+04	-11.30	0.000	
1.000	1.000	109.1	0.000	0.000	DI2_165_168_L_0						
59 D	21.86	4.2837E-03	35.20	109.3	184.0	110.8	UL-RL	1.4292E+04	-11.50	0.000	
1.000	1.000	109.3	0.000	0.000	DI2_165_168_L_0						
60 D	21.89	4.1019E-03	38.40	109.4	187.2	111.0	UL-RL	1.4292E+04	-11.70	0.000	
1.000	1.000	109.4	0.000	0.000	DI2_165_168_L_0						
61 D	21.91	3.9188E-03	41.60	109.5	190.4	111.1	UL-RL	1.4292E+04	-11.90	0.000	
1.000	1.000	109.5	0.000	0.000	DI2_165_168_L_0						

62 D	21.92	3.7344E-03	44.80	109.6	193.6	111.2	UL-RL	1.4292E+04	-12.10	0.000	
1.000	1.000	109.6	0.000	0.000	DI2_165_168_L_0						
63 D	21.92	3.5492E-03	48.00	109.6	196.8	111.2	UL-RL	1.4292E+04	-12.30	0.000	
1.000	1.000	109.6	0.000	0.000	DI2_165_168_L_0						
64 D	21.91	3.3632E-03	51.20	109.6	200.0	111.2	UL-RL	1.4292E+04	-12.50	0.000	
1.000	1.000	109.6	0.000	0.000	DI2_165_168_L_0						
65 D	21.89	3.1768E-03	54.40	109.5	203.2	111.1	UL-RL	1.4292E+04	-12.70	0.000	
1.000	1.000	109.5	0.000	0.000	DI2_165_168_L_0						
66 D	21.68	2.9901E-03	57.60	108.4	206.4	110.1	UL-RL	1.4292E+04	-12.90	0.000	
1.000	1.000	108.4	0.000	0.000	DI2_165_168_L_0						
67 D	21.44	2.8032E-03	60.80	107.2	209.6	110.4	UL-RL	1.4292E+04	-13.10	0.000	
1.000	1.000	107.2	0.000	0.000	DI2_165_168_L_0						
68 D	21.21	2.6162E-03	64.00	106.1	212.8	111.9	UL-RL	1.4292E+04	-13.30	0.000	
1.000	1.000	106.1	0.000	0.000	DI2_165_168_L_0						
69 D	20.98	2.4293E-03	67.20	104.9	216.0	113.4	UL-RL	1.4292E+04	-13.50	0.000	
1.000	1.000	104.9	0.000	0.000	DI2_165_168_L_0						
70 D	20.74	2.2424E-03	70.40	103.7	219.2	115.0	UL-RL	1.4292E+04	-13.70	0.000	
1.000	1.000	103.7	0.000	0.000	DI2_165_168_L_0						
71 D	20.50	2.0557E-03	73.60	102.5	222.4	116.5	UL-RL	1.4292E+04	-13.90	0.000	
1.000	1.000	102.5	0.000	0.000	DI2_165_168_L_0						
72 D	20.26	1.8691E-03	76.80	101.3	225.6	118.1	UL-RL	1.4292E+04	-14.10	0.000	
1.000	1.000	101.3	0.000	0.000	DI2_165_168_L_0						
73 D	20.02	1.6827E-03	80.00	100.1	228.8	119.6	UL-RL	1.4292E+04	-14.30	0.000	
1.000	1.000	100.1	0.000	0.000	DI2_165_168_L_0						
74 D	19.78	1.4964E-03	83.20	98.88	232.0	121.1	UL-RL	1.4292E+04	-14.50	0.000	
1.000	1.000	98.88	0.000	0.000	DI2_165_168_L_0						
75 D	19.53	1.3102E-03	86.40	97.66	235.2	122.7	UL-RL	1.4292E+04	-14.70	0.000	
1.000	1.000	97.66	0.000	0.000	DI2_165_168_L_0						
76 D	19.29	1.1241E-03	89.60	96.43	238.4	124.2	UL-RL	1.4292E+04	-14.90	0.000	
1.000	1.000	96.43	0.000	0.000	DI2_165_168_L_0						
77 D	19.04	9.3803E-04	92.80	95.19	241.6	125.8	UL-RL	1.4292E+04	-15.10	0.000	
1.000	1.000	95.19	0.000	0.000	DI2_165_168_L_0						
78 D	18.79	7.5202E-04	96.00	93.94	244.8	127.3	UL-RL	1.4292E+04	-15.30	0.000	
1.000	1.000	93.94	0.000	0.000	DI2_165_168_L_0						
79 D	9.269	5.6600E-04	99.20	92.69	248.0	128.9	UL-RL	1.4292E+04	-15.50	0.000	
1.000	1.000	92.69	0.000	0.000	DI2_165_168_L_0						

```
+-------------------------------------------------------------------------------------------------------------------------+
|                   PARATIEPLUS(TM)   NLS ENGINE RELEASE  2018.0    FULL VERSION  *Build date:Nov 13, 2017*              |
|                                                                                                                         |
|                                     NewProject.BaseDesignSection_28.A1M1R1_1183                                         |
|                                   Exe Time : 4 September 2018 18:06:51                                                  |
+-------------------------------------------------------------------------------------------------------------------------+
New Project


S T R E S S   R E S U L T S   F O R   G R O U P   N O.   3

WallElement_33                                                :
ELEMENT TYPE    2 NO.OF ELEMENTS. IN THIS GROUP   78
C U R R E N T   T I M E   I S     5.0000

 WALL2D ELEMENT

   EL      TA          TB          MA          MB
-------------------------------------------------------
    1 -126.40      126.40     7.88702E-11 -25.280
    2 -126.19      126.19      25.280     -50.517
    3 -125.74      125.74      50.517     -75.666
    4 -125.05      125.05      75.666     -100.68
    5 -124.11      124.11      100.68     -125.50
    6 -122.90      122.90      125.50     -150.08
    7 -121.43      121.43      150.08     -174.36
    8 -119.68      119.68      174.36     -198.30
    9 -117.66      117.66      198.30     -221.83
   10 -115.32      115.32      221.83     -244.90
   11 -112.74      112.74      244.90     -267.45
   12 -109.91      109.91      267.45     -289.43
   13 -106.80      106.80      289.43     -310.79
   14 -103.46      103.46      310.79     -331.48
   15 -99.882      99.882      331.48     -351.46
   16 -96.042      96.042      351.46     -370.66
   17 -91.978      91.978      370.66     -389.06
   18 -87.688      87.688      389.06     -406.60
   19 -83.171      83.171      406.60     -423.23
   20 -78.429      78.429      423.23     -438.92
   21 -73.461      73.461      438.92     -453.61
   22 -68.242      68.242      453.61     -467.26
   23 -62.799      62.799      467.26     -479.82
   24 -57.133      57.133      479.82     -491.24
   25 -51.221      51.221      491.24     -501.49
   26 -45.987      45.987      501.49     -510.69
   27 -40.549      40.549      510.69     -518.80
   28 -34.887      34.887      518.80     -525.77
   29 -29.022      29.022      525.77     -531.58
   30 -22.953      22.953      531.58     -536.17
   31 -16.664      16.664      536.17     -539.50
   32 -10.172      10.172      539.50     -541.54
   33 -3.4758      3.4758      541.54     -542.23
   34  3.4386     -3.4386      542.23     -541.54
   35  10.556     -10.556      541.54     -539.43
   36  17.876     -17.876      539.43     -535.86
   37  25.413     -25.413      535.86     -530.77
   38  33.153     -33.153      530.77     -524.14
   39  41.095     -41.095      524.14     -515.92
   40  49.253     -49.253      515.92     -506.07
   41  57.614     -57.614      506.07     -494.55
   42  66.176     -66.176      494.55     -481.32
   43  74.953     -74.953      481.32     -466.32
   44  83.932     -83.932      466.32     -449.54
   45  93.113     -93.113      449.54     -430.92
   46  102.51     -102.51      430.92     -410.41
   47  109.70     -109.70      410.41     -399.44
   48  116.98     -116.98      399.44     -376.05
   49  126.79     -126.79      376.05     -350.69
   50  136.50     -136.50      350.69     -323.39
   51  142.19     -142.19      323.39     -294.95
   52  145.34     -145.34      294.95     -265.88
```

53	145.65	-145.65	265.88	-236.75
54	143.03	-143.03	236.75	-208.15
55	137.43	-137.43	208.15	-180.66
56	129.17	-129.17	180.66	-154.83
57	118.93	-118.93	154.83	-131.04
58	108.84	-108.84	131.04	-109.27
59	98.897	-98.897	109.27	-89.493
60	89.130	-89.130	89.493	-71.667
61	79.541	-79.541	71.667	-55.759
62	70.138	-70.138	55.759	-41.732
63	60.938	-60.938	41.732	-29.544
64	51.939	-51.939	29.544	-19.156
65	43.156	-43.156	19.156	-10.525
66	34.787	-34.787	10.525	-3.5676
67	26.850	-26.850	3.5676	1.8025
68	19.339	-19.339	-1.8025	5.6704
69	12.264	-12.264	-5.6704	8.1232
70	5.6189	-5.6189	-8.1232	9.2470
71	3.87765E-02	-3.87765E-02	-9.2470	9.2547
72	-4.2367	4.2367	-9.2547	8.4074
73	-7.2068	7.2068	-8.4074	6.9660
74	-8.8706	8.8706	-6.9660	5.1919
75	-9.2273	9.2273	-5.1919	3.3465
76	-8.2757	8.2757	-3.3465	1.6914
77	-6.0145	6.0145	-1.6914	0.48850
78	-2.4424	2.4424	-0.48850	1.61267E-11

```
+-------------------------------------------------------------------------------------------------------------------------+
|                   PARATIEPLUS(TM)   NLS ENGINE RELEASE  2018.0    FULL VERSION  *Build date:Nov 13, 2017*              |
|                                                                                                                         |
|                                     NewProject.BaseDesignSection_28.A1M1R1_1183                                         |
|                                  Exe Time : 4 September 2018 18:06:51                                                   |
+-------------------------------------------------------------------------------------------------------------------------+
New Project


S T R E S S   R E S U L T S   F O R   G R O U P   N O.   4

WallElement_New_76649                                          :
ELEMENT TYPE    2 NO.OF ELEMENTS. IN THIS GROUP   47
C U R R E N T   T I M E   I S     5.0000

 WALL2D ELEMENT

   EL      TA          TB          MA          MB
-----------------------------------------------------

***** NO ONE ELEMENT ACTIVE AT CURRENT STEP *****
```

```
+-------------------------------------------------------------------------------------------------------------------------------+
|                   PARATIEPLUS(TM)   NLS ENGINE RELEASE  2018.0    FULL VERSION  *Build date:Nov 13, 2017*                    |
|                                                                                                                               |
|                                      NewProject.BaseDesignSection_28.A1M1R1_1183                                              |
|                                   Exe Time : 4 September 2018 18:06:51                                                        |
+-------------------------------------------------------------------------------------------------------------------------------+
New Project


S T R E S S    R E S U L T S    F O R    G R O U P    N O.    5

Tieback_175                                                 :
ELEMENT TYPE    6 NO.OF ELEMENTS. IN THIS GROUP    1
C U R R E N T    T I M E    I S      5.0000

 POST-TENSION 2D-BOUNDARY ELEMENT

         EL    FORCE          d0          EDISPL     pl. eps          K     -ve limit   +ve limit
-------------------------------------------------------------------------------------------------------
 ANCHOR    1   145.96     -1.58745E-03  3.52407E-03   0.0000       1458.7       0.0000       0.0000     ELASTIC  ORIGINAL
YOUNG MODULUS

 ITER     0 RNORM = 0.000     RMNORM= 0.000
             RINORM=0.1160E+07 RIMNOR=0.1808E+08
             RENORM=0.2424E-02 REMNOR=0.2221E-17 RATIO =0.4571E-04 TOLER =0.1000E-03      CONVERGED !
             RFMAX = 145.6     RMMAX = 542.2
             RTSMAL=0.1000E-02 RMSMAL=0.1000E-02
             RDT   =0.1160E+07 RDR   =0.1808E+08
             RATIOT=0.4571E-04 RATIOR= 0.000
             MAX UN=0.3112E-01 IEQ=    86 NODE     18 DOF   1  Y-DISPL.F
             MIN UN=-.1347E-03 IEQ=   393 NODE     79 DOF   3  Y-DISPL.S
             NO. OF CONTACT CONSTRAINT VIOLATIONS     0
```

```
+-------------------------------------------------------------------------------------------------------------------------+
|                   PARATIEPLUS(TM)   NLS ENGINE RELEASE  2018.0    FULL VERSION  *Build date:Nov 13, 2017*               |
|                                                                                                                         |
|                                      NewProject.BaseDesignSection_28.A1M1R1_1183                                        |
|                                   Exe Time : 4 September 2018 18:06:51                                                  |
+-------------------------------------------------------------------------------------------------------------------------+
New Project
SOLUTION REACHED USING     0 ITERATIONS ON   40

no equilibrium iterations were performed to
obtain current solution

P R I N T   O U T   F O R   T I M E   S T E P   6     ( AT TIME   6.000     )

PRINT OUT OF ACTIVE COMPONENTS (FIXED NODES ARE NOT PRINTED OUT)
```

	Y-DISPL.F (02)	X-ROT. F (04)	Y-DISPL.S (08)	X-ROT. S (10)	Y-FORCE (14)	GAP	C-FORCE
1	4.2398908E-03	7.8246148E-04	4.2398908E-03	0.000000	-2.0107936E-14	0.000000	-7.4334944E-05
2	4.3963147E-03	7.8143571E-04	4.3963147E-03	0.000000	-9.6181276E-15	0.000000	-7.1112518E-05
3	4.5523284E-03	7.7836016E-04	4.5523284E-03	0.000000	-9.1822517E-15	0.000000	-6.7889829E-05
4	4.7075225E-03	7.7324019E-04	4.7075225E-03	0.000000	-8.7463048E-15	8.6736174E-19	-6.4666616E-05
5	4.8614888E-03	7.6608499E-04	4.8614888E-03	0.000000	-8.3102515E-15	0.000000	-6.1442615E-05
6	5.0138217E-03	7.5690782E-04	5.0138217E-03	0.000000	-7.8740566E-15	0.000000	-5.8217568E-05
7	5.1641183E-03	7.4572614E-04	5.1641183E-03	0.000000	-7.4376850E-15	0.000000	-5.4991214E-05
8	5.3119799E-03	7.3256166E-04	5.3119799E-03	0.000000	-7.0011017E-15	0.000000	-5.1763295E-05
9	5.4570125E-03	7.1744054E-04	5.4570125E-03	0.000000	-6.5642719E-15	1.7347235E-18	-4.8533553E-05
10	5.5988277E-03	7.0039333E-04	5.5988277E-03	0.000000	-6.1271607E-15	8.6736174E-19	-4.5301731E-05
11	5.7370438E-03	6.8145540E-04	5.7370438E-03	0.000000	-5.6897335E-15	0.000000	-4.2067572E-05
12	5.8712865E-03	6.6066670E-04	5.8712865E-03	0.000000	-5.2519558E-15	0.000000	-3.8830822E-05
13	6.0011900E-03	6.3807116E-04	6.0011900E-03	0.000000	-4.8137932E-15	0.000000	-3.5591226E-05
14	6.1263977E-03	6.1371697E-04	6.1263977E-03	0.000000	-4.3752113E-15	8.6736174E-19	-3.2348531E-05
15	6.2465631E-03	5.8765651E-04	6.2465631E-03	0.000000	-3.9361760E-15	0.000000	-2.9102482E-05
16	6.3613503E-03	5.5994594E-04	6.3613503E-03	0.000000	-3.4966794E-15	0.000000	-2.5852829E-05
17	6.4704360E-03	5.3064525E-04	6.4704360E-03	0.000000	-3.0566295E-15	8.6736174E-19	-2.2599304E-05
18	6.5735073E-03	4.9981890E-04	6.5735073E-03	0.000000	-2.6160068E-15	0.000000	-1.9341689E-05
19	6.6702663E-03	4.6753453E-04	6.6702663E-03	0.000000	-2.1748156E-15	1.7347235E-18	-1.6079701E-05
20	6.7604287E-03	4.3386362E-04	6.7604287E-03	0.000000	-1.7329730E-15	1.7347235E-18	-1.2812992E-05
21	6.8437240E-03	3.9888149E-04	6.8437240E-03	0.000000	-1.2904523E-15	0.000000	-9.5411500E-06
22	6.9198986E-03	3.6266657E-04	6.9198986E-03	0.000000	-8.4717198E-16	8.6736174E-19	-6.2636446E-06
23	6.9887139E-03	3.2530172E-04	6.9887139E-03	0.000000	-4.0304449E-16	8.6736174E-19	-2.9799468E-06
24	7.0499484E-03	2.8687345E-04	7.0499484E-03	0.000000	4.1998633E-17	8.6736174E-19	3.1052079E-07
25	7.1033984E-03	2.4747192E-04	7.1033984E-03	0.000000	4.8803751E-16	-1.7347235E-18	3.6083506E-06
26	7.1488786E-03	2.0719108E-04	7.1488786E-03	0.000000	9.3514353E-16	8.6736174E-19	6.9141324E-06
27	7.1862221E-03	1.6612159E-04	7.1862221E-03	0.000000	1.3834032E-15	0.000000	1.0228412E-05
28	7.2152802E-03	1.2434966E-04	7.2152802E-03	0.000000	1.8328951E-15	8.6736174E-19	1.3551700E-05
29	7.2359212E-03	8.1965548E-05	7.2359212E-03	0.000000	2.2836401E-15	8.6736174E-19	1.6884330E-05
30	7.2480318E-03	3.9062803E-05	7.2480318E-03	0.000000	2.7356726E-15	0.000000	2.0226479E-05
31	7.2515182E-03	-4.2617322E-06	7.2515182E-03	0.000000	3.1889638E-15	0.000000	2.3578111E-05
32	7.2463058E-03	-4.7907551E-05	7.2463058E-03	0.000000	3.6435166E-15	0.000000	2.6938919E-05
33	7.2323406E-03	-9.1771362E-05	7.2323406E-03	0.000000	4.0992660E-15	-1.7347235E-18	3.0308348E-05
34	7.2095898E-03	-1.3574592E-04	7.2095898E-03	0.000000	4.5560263E-15	1.7347235E-18	3.3685453E-05
35	7.1780422E-03	-1.7972079E-04	7.1780422E-03	0.000000	5.0136475E-15	-1.7347235E-18	3.7068922E-05
36	7.1377091E-03	-2.2358209E-04	7.1377091E-03	0.000000	5.4718537E-15	-1.7347235E-18	4.0457021E-05
37	7.0886250E-03	-2.6721244E-04	7.0886250E-03	0.000000	5.9304235E-15	0.000000	4.3847530E-05
38	7.0308478E-03	-3.1049172E-04	7.0308478E-03	0.000000	6.3890048E-15	-8.6736174E-19	4.7237769E-05
39	6.9644600E-03	-3.5329572E-04	6.9644600E-03	0.000000	6.8470613E-15	-1.7347235E-18	5.0624457E-05
40	6.8895696E-03	-3.9549719E-04	6.8895696E-03	0.000000	7.3041152E-15	-1.7347235E-18	5.4003733E-05
41	6.8063100E-03	-4.3696547E-04	6.8063100E-03	0.000000	7.7595581E-15	0.000000	5.7371097E-05
42	6.7148413E-03	-4.7756651E-04	6.7148413E-03	0.000000	8.2126895E-15	8.6736174E-19	6.0721371E-05
43	6.6153504E-03	-5.1716298E-04	6.6153504E-03	0.000000	8.6627110E-15	-8.6736174E-19	6.4048652E-05
44	6.5080524E-03	-5.5561416E-04	6.5080524E-03	0.000000	9.1086527E-15	0.000000	6.7346273E-05
45	6.3931913E-03	-5.9277579E-04	6.3931913E-03	0.000000	9.5496348E-15	0.000000	7.0606744E-05
46	6.2710384E-03	-6.2850086E-04	6.2710384E-03	0.000000	9.9845459E-15	0.000000	7.3821775E-05
47	6.1418968E-03	-6.6263845E-04	6.1418968E-03	0.000000	2.3140277E-15	0.000000	7.6982137E-05
48	6.0748050E-03	-6.7906940E-04	6.0748050E-03	0.000000	2.3608185E-15	0.000000	7.8538755E-05
49	5.9358129E-03	-7.1053555E-04	5.9358129E-03	0.000000	1.1036273E-14	0.000000	8.1597825E-05
50	5.7907227E-03	-7.4002346E-04	5.7907227E-03	0.000000	1.1438953E-14	0.000000	8.4575085E-05
51	5.6399459E-03	-7.6737473E-04	5.6399459E-03	0.000000	1.1828920E-14	8.6736174E-19	8.7458346E-05
52	5.4839235E-03	-7.9246438E-04	5.4839235E-03	0.000000	1.2204655E-14	-8.6736174E-19	9.0236378E-05

53	5.3231157E-03	-8.1522067E-04	5.3231157E-03	0.000000	1.2565230E-14	8.6736174E-19	9.2902328E-05
54	5.1579927E-03	-8.3561556E-04	5.1579927E-03	0.000000	1.2910247E-14	0.000000	9.5453249E-05
55	4.9890257E-03	-8.5366777E-04	4.9890257E-03	0.000000	1.3239700E-14	-8.6736174E-19	9.7889097E-05
56	4.8166773E-03	-8.6944395E-04	4.8166773E-03	0.000000	1.3553894E-14	0.000000	1.0021212E-04
57	4.6413923E-03	-8.8305663E-04	4.6413923E-03	0.000000	1.3853358E-14	0.000000	1.0242624E-04
58	4.4635889E-03	-8.9465594E-04	4.4635889E-03	0.000000	1.4138710E-14	0.000000	1.0453602E-04
59	4.2836532E-03	-9.0440683E-04	4.2836532E-03	0.000000	1.4410615E-14	-1.7347235E-18	1.0654638E-04
60	4.1019386E-03	-9.1247191E-04	4.1019386E-03	0.000000	1.4669779E-14	0.000000	1.0846253E-04
61	3.9187662E-03	-9.1901112E-04	3.9187662E-03	0.000000	1.4916946E-14	0.000000	1.1028998E-04
62	3.7344254E-03	-9.2418155E-04	3.7344254E-03	0.000000	1.5152888E-14	-8.6736174E-19	1.1203445E-04
63	3.5491745E-03	-9.2813731E-04	3.5491745E-03	0.000000	1.5378405E-14	4.3368087E-19	1.1370183E-04
64	3.3632414E-03	-9.3102937E-04	3.3632414E-03	0.000000	1.5594315E-14	4.3368087E-19	1.1529818E-04
65	3.1768238E-03	-9.3300541E-04	3.1768238E-03	0.000000	1.5801451E-14	8.6736174E-19	1.1682966E-04
66	2.9900906E-03	-9.3420974E-04	2.9900906E-03	0.000000	1.6000656E-14	-4.3368087E-19	1.1830251E-04
67	2.8031821E-03	-9.3478155E-04	2.8031821E-03	0.000000	1.6192780E-14	0.000000	1.1972300E-04
68	2.6162114E-03	-9.3485317E-04	2.6162114E-03	0.000000	1.6378670E-14	8.6736174E-19	1.2109739E-04
69	2.4292658E-03	-9.3454995E-04	2.4292658E-03	0.000000	1.6559158E-14	0.000000	1.2243185E-04
70	2.2424085E-03	-9.3399027E-04	2.2424085E-03	0.000000	1.6735048E-14	-8.6736174E-19	1.2373231E-04
71	2.0556794E-03	-9.3328546E-04	2.0556794E-03	0.000000	1.6907107E-14	0.000000	1.2500445E-04
72	1.8690974E-03	-9.3253474E-04	1.8690974E-03	0.000000	1.7076057E-14	-4.3368087E-19	1.2625360E-04
73	1.6826632E-03	-9.3181808E-04	1.6826632E-03	0.000000	1.7242561E-14	6.5052130E-19	1.2748466E-04
74	1.4963639E-03	-9.3119430E-04	1.4963639E-03	0.000000	1.7407221E-14	-6.5052130E-19	1.2870209E-04
75	1.3101768E-03	-9.3070098E-04	1.3101768E-03	0.000000	1.7569247E-14	0.000000	1.2990979E-04
76	1.1240831E-03	-9.3035454E-04	1.1240831E-03	0.000000	1.7731702E-14	4.3368087E-19	1.3111101E-04
77	9.3803483E-04	-9.3015012E-04	9.3803483E-04	0.000000	1.7895002E-14	-6.5052130E-19	1.3230855E-04
78	7.5201527E-04	-9.3006167E-04	7.5201527E-04	0.000000	1.8058085E-14	2.1684043E-19	1.3350431E-04
79	5.6599628E-04	-9.3004185E-04	5.6599628E-04	0.000000	3.6442250E-14	-8.6736174E-19	1.3469957E-04

```
+-------------------------------------------------------------------------------------------------------------------------------+
|                   PARATIEPLUS(TM)   NLS ENGINE RELEASE  2018.0    FULL VERSION  *Build date:Nov 13, 2017*                    |
|                                                                                                                               |
|                                      NewProject.BaseDesignSection_28.A1M1R1_1183                                              |
|                                    Exe Time : 4 September 2018 18:06:51                                                       |
+-------------------------------------------------------------------------------------------------------------------------------+
New Project


S T R E S S   R E S U L T S   F O R   G R O U P   N O.   1

0_L                                                              :
ELEMENT TYPE    5 NO.OF ELEMENTS. IN THIS GROUP   79
C U R R E N T   T I M E   I S      6.0000

 HARDENING 2D SOIL ELEMENT

 ****** TOTAL STRESS FORMULATION *****

  EL *   FORCE     DISPL-Y  VERTICAL-P  HORIZON.-P     MAX-V-P     MAX-H-P           STATE   STIFFNESS Z-LEVEL      PORE
E FACTOR    UFACTOR       Peq           Su_a         Su_p     LAYER
 ------------------------------------------------------------------------------------------------------------------------------
-------------------------------------------------------------------------------------------
   1 D  2.4231E-04 -4.2399E-03  7.2766E-03  2.4231E-03  7.2766E-03  0.7714           UL-RL   8046.       0.000       0.000
1.000       1.000      2.4231E-03   0.000       0.000     DI1_164_167_L_0
   2 D  0.2162     -4.3963E-03   3.246       1.081       3.246       13.92          UL-RL   8046.     -0.2000       0.000
1.000       1.000       1.081       0.000       0.000     DI1_164_167_L_0
   3 D  0.4444     -4.5523E-03   6.673       2.222       6.673       28.61          UL-RL   8046.     -0.4000       0.000
1.000       1.000       2.222       0.000       0.000     DI1_164_167_L_0
   4 D  0.6888     -4.7075E-03   10.34       3.444       10.34       44.35          UL-RL   8046.     -0.6000       0.000
1.000       1.000       3.444       0.000       0.000     DI1_164_167_L_0
   5 D  0.9449     -4.8615E-03   14.19       4.725       14.19       48.16          UL-RL   8046.     -0.8000       0.000
1.000       1.000       4.725       0.000       0.000     DI1_164_167_L_0
   6 D   1.206     -5.0138E-03   18.11       6.032       18.11       48.40          UL-RL   8046.      -1.000       0.000
1.000       1.000       6.032       0.000       0.000     DI1_164_167_L_0
   7 D   1.470     -5.1641E-03   22.08       7.352       22.08       48.38          UL-RL   8046.      -1.200       0.000
1.000       1.000       7.352       0.000       0.000     DI1_164_167_L_0
   8 D   1.750     -5.3120E-03   26.28       8.751       26.28       48.22          UL-RL   8046.      -1.400       0.000
1.000       1.000       8.751       0.000       0.000     DI1_164_167_L_0
   9 D   2.018     -5.4570E-03   30.30       10.09       30.30       47.98          UL-RL   8046.      -1.600       0.000
1.000       1.000       10.09       0.000       0.000     DI1_164_167_L_0
  10 D   2.339     -5.5988E-03   35.12       11.69       35.12       47.72          UL-RL   8046.      -1.800       0.000
1.000       1.000       11.69       0.000       0.000     DI1_164_167_L_0
  11 D   2.585     -5.7370E-03   38.82       12.93       38.82       47.48          UL-RL   8046.      -2.000       0.000
1.000       1.000       12.93       0.000       0.000     DI1_164_167_L_0
  12 D   2.827     -5.8713E-03   42.45       14.13       42.45       47.26          UL-RL   8046.      -2.200       0.000
1.000       1.000       14.13       0.000       0.000     DI1_164_167_L_0
  13 D   3.112     -6.0012E-03   46.73       15.56       46.73       47.10          UL-RL   8046.      -2.400       0.000
1.000       1.000       15.56       0.000       0.000     DI1_164_167_L_0
  14 D   3.344     -6.1264E-03   50.21       16.72       50.21       46.99          UL-RL   8046.      -2.600       0.000
1.000       1.000       16.72       0.000       0.000     DI1_164_167_L_0
  15 D   3.574     -6.2466E-03   53.66       17.87       53.66       46.95          UL-RL   8046.      -2.800       0.000
1.000       1.000       17.87       0.000       0.000     DI1_164_167_L_0
  16 D   3.840     -6.3614E-03   57.66       19.20       57.66       46.98          UL-RL   8046.      -3.000       0.000
1.000       1.000       19.20       0.000       0.000     DI1_164_167_L_0
  17 D   4.065     -6.4704E-03   61.03       20.32       61.03       47.08          UL-RL   8046.      -3.200       0.000
1.000       1.000       20.32       0.000       0.000     DI1_164_167_L_0
  18 D   4.321     -6.5735E-03   64.89       21.61       64.89       47.26          UL-RL   8046.      -3.400       0.000
1.000       1.000       21.61       0.000       0.000     DI1_164_167_L_0
  19 D   4.542     -6.6703E-03   68.21       22.71       68.21       47.52          UL-RL   8046.      -3.600       0.000
1.000       1.000       22.71       0.000       0.000     DI1_164_167_L_0
  20 D   4.763     -6.7604E-03   71.52       23.81       71.52       47.85          UL-RL   8046.      -3.800       0.000
1.000       1.000       23.81       0.000       0.000     DI1_164_167_L_0
  21 D   4.983     -6.8437E-03   74.82       24.91       74.82       48.26          UL-RL   8046.      -4.000       0.000
1.000       1.000       24.91       0.000       0.000     DI1_164_167_L_0
  22 D   5.230     -6.9199E-03   78.52       26.15       78.52       48.74          UL-RL   8046.      -4.200       0.000
1.000       1.000       26.15       0.000       0.000     DI1_164_167_L_0
  23 D   5.448     -6.9887E-03   81.80       27.24       81.80       49.30          UL-RL   8046.      -4.400       0.000
1.000       1.000       27.24       0.000       0.000     DI1_164_167_L_0
  24 D   5.666     -7.0499E-03   85.06       28.33       85.06       49.94          UL-RL   8046.      -4.600       0.000
1.000       1.000       28.33       0.000       0.000     DI1_164_167_L_0
```

25 D	5.912	-7.1034E-03	88.69	29.56	88.69	50.64	UL-RL	8046.	-4.800	0.000	
1.000	1.000	29.56	0.000	0.000	DI1_164_167_L_0						
26 D	5.234	-7.1489E-03	91.94	26.17	91.94	54.65	UL-RL	1.9392E+04	-5.000	0.000	
1.000	1.000	26.17	0.000	0.000	DI2_165_168_L_0						
27 D	5.438	-7.1862E-03	95.18	27.19	95.18	54.58	UL-RL	1.9392E+04	-5.200	0.000	
1.000	1.000	27.19	0.000	0.000	DI2_165_168_L_0						
28 D	5.661	-7.2153E-03	98.75	28.31	98.75	54.66	UL-RL	1.9392E+04	-5.400	0.000	
1.000	1.000	28.31	0.000	0.000	DI2_165_168_L_0						
29 D	5.865	-7.2359E-03	102.0	29.33	102.0	54.88	UL-RL	1.9392E+04	-5.600	0.000	
1.000	1.000	29.33	0.000	0.000	DI2_165_168_L_0						
30 D	6.069	-7.2480E-03	105.2	30.34	105.2	55.25	UL-RL	1.9392E+04	-5.800	0.000	
1.000	1.000	30.34	0.000	0.000	DI2_165_168_L_0						
31 D	6.289	-7.2515E-03	108.7	31.45	108.7	56.57	UL-RL	1.9392E+04	-6.000	0.000	
1.000	1.000	31.45	0.000	0.000	DI2_165_168_L_0						
32 D	6.493	-7.2463E-03	112.0	32.46	112.0	58.07	UL-RL	1.9392E+04	-6.200	0.000	
1.000	1.000	32.46	0.000	0.000	DI2_165_168_L_0						
33 D	6.696	-7.2323E-03	115.2	33.48	115.2	59.56	UL-RL	1.9392E+04	-6.400	0.000	
1.000	1.000	33.48	0.000	0.000	DI2_165_168_L_0						
34 D	6.914	-7.2096E-03	118.7	34.57	118.7	61.05	UL-RL	1.9392E+04	-6.600	0.000	
1.000	1.000	34.57	0.000	0.000	DI2_165_168_L_0						
35 D	7.117	-7.1780E-03	121.9	35.59	121.9	62.55	UL-RL	1.9392E+04	-6.800	0.000	
1.000	1.000	35.59	0.000	0.000	DI2_165_168_L_0						
36 D	7.320	-7.1377E-03	125.1	36.60	125.1	64.05	UL-RL	1.9392E+04	-7.000	0.000	
1.000	1.000	36.60	0.000	0.000	DI2_165_168_L_0						
37 D	7.537	-7.0886E-03	128.5	37.69	128.5	65.55	UL-RL	1.9392E+04	-7.200	0.000	
1.000	1.000	37.69	0.000	0.000	DI2_165_168_L_0						
38 D	7.740	-7.0308E-03	131.8	38.70	131.8	67.05	UL-RL	1.9392E+04	-7.400	0.000	
1.000	1.000	38.70	0.000	0.000	DI2_165_168_L_0						
39 D	7.942	-6.9645E-03	135.0	39.71	135.0	68.55	UL-RL	1.9392E+04	-7.600	0.000	
1.000	1.000	39.71	0.000	0.000	DI2_165_168_L_0						
40 D	8.158	-6.8896E-03	138.4	40.79	138.4	70.05	UL-RL	1.9392E+04	-7.800	0.000	
1.000	1.000	40.79	0.000	0.000	DI2_165_168_L_0						
41 D	8.360	-6.8063E-03	141.6	41.80	141.6	71.56	UL-RL	1.9392E+04	-8.000	0.000	
1.000	1.000	41.80	0.000	0.000	DI2_165_168_L_0						
42 D	8.563	-6.7148E-03	144.8	42.81	144.8	73.07	UL-RL	1.9392E+04	-8.200	0.000	
1.000	1.000	42.81	0.000	0.000	DI2_165_168_L_0						
43 D	8.777	-6.6154E-03	148.2	43.88	148.2	74.57	UL-RL	1.9392E+04	-8.400	0.000	
1.000	1.000	43.88	0.000	0.000	DI2_165_168_L_0						
44 D	8.979	-6.5081E-03	151.4	44.89	151.4	76.08	UL-RL	1.9392E+04	-8.600	0.000	
1.000	1.000	44.89	0.000	0.000	DI2_165_168_L_0						
45 D	9.181	-6.3932E-03	154.6	45.90	154.6	77.59	UL-RL	1.9392E+04	-8.800	0.000	
1.000	1.000	45.90	0.000	0.000	DI2_165_168_L_0						
46 D	9.394	-6.2710E-03	158.0	46.97	158.0	79.10	UL-RL	1.9392E+04	-9.000	0.000	
1.000	1.000	46.97	0.000	0.000	DI2_165_168_L_0						
47 D	7.196	-6.1419E-03	161.2	47.97	161.2	80.62	UL-RL	1.9392E+04	-9.200	0.000	
1.000	1.000	47.97	0.000	0.000	DI2_165_168_L_0						
48 D	7.276	-6.0748E-03	162.9	48.50	162.9	81.37	UL-RL	1.9392E+04	-9.300	0.000	
1.000	1.000	48.50	0.000	0.000	DI2_165_168_L_0						
49 D	9.902	-5.9358E-03	166.1	49.51	166.1	82.89	UL-RL	1.9392E+04	-9.500	0.000	
1.000	1.000	49.51	0.000	0.000	DI2_165_168_L_0						
50 D	10.10	-5.7907E-03	169.3	50.51	169.3	84.40	UL-RL	1.9392E+04	-9.700	0.000	
1.000	1.000	50.51	0.000	0.000	DI2_165_168_L_0						
51 D	10.31	-5.6399E-03	172.7	51.56	172.7	85.92	UL-RL	1.9392E+04	-9.900	0.000	
1.000	1.000	51.56	0.000	0.000	DI2_165_168_L_0						
52 D	10.51	-5.4839E-03	175.9	52.56	175.9	87.44	UL-RL	1.9392E+04	-10.10	0.000	
1.000	1.000	52.56	0.000	0.000	DI2_165_168_L_0						
53 D	10.71	-5.3231E-03	179.1	53.56	179.1	88.96	UL-RL	1.9392E+04	-10.30	0.000	
1.000	1.000	53.56	0.000	0.000	DI2_165_168_L_0						
54 D	10.92	-5.1580E-03	182.5	54.60	182.5	90.48	UL-RL	1.9392E+04	-10.50	0.000	
1.000	1.000	54.60	0.000	0.000	DI2_165_168_L_0						
55 D	11.12	-4.9890E-03	185.7	55.59	185.7	92.00	UL-RL	1.9392E+04	-10.70	0.000	
1.000	1.000	55.59	0.000	0.000	DI2_165_168_L_0						
56 D	11.32	-4.8167E-03	188.9	56.58	188.9	93.53	UL-RL	1.9392E+04	-10.90	0.000	
1.000	1.000	56.58	0.000	0.000	DI2_165_168_L_0						
57 D	11.52	-4.6414E-03	192.3	57.62	192.3	95.05	UL-RL	1.9392E+04	-11.10	0.000	
1.000	1.000	57.62	0.000	0.000	DI2_165_168_L_0						
58 D	11.72	-4.4636E-03	195.5	58.60	195.5	96.58	UL-RL	1.9392E+04	-11.30	0.000	
1.000	1.000	58.60	0.000	0.000	DI2_165_168_L_0						
59 D	11.92	-4.2837E-03	198.7	59.59	198.7	98.11	UL-RL	1.9392E+04	-11.50	0.000	
1.000	1.000	59.59	0.000	0.000	DI2_165_168_L_0						
60 D	12.12	-4.1019E-03	202.0	60.61	202.0	99.64	UL-RL	1.9392E+04	-11.70	0.000	
1.000	1.000	60.61	0.000	0.000	DI2_165_168_L_0						
61 D	12.32	-3.9188E-03	205.2	61.59	205.2	101.2	UL-RL	1.9392E+04	-11.90	0.000	
1.000	1.000	61.59	0.000	0.000	DI2_165_168_L_0						

```
  62 D   12.51     -3.7344E-03   208.4       62.57       208.4       102.7          UL-RL  1.9392E+04  -12.10       0.000
1.000       1.000       62.57       0.000       0.000     DI2_165_168_L_0
  63 D   12.72     -3.5492E-03   211.8       63.59       211.8       104.2          UL-RL  1.9392E+04  -12.30       0.000
1.000       1.000       63.59       0.000       0.000     DI2_165_168_L_0
  64 D   12.91     -3.3632E-03   215.0       64.57       215.0       105.8          UL-RL  1.9392E+04  -12.50       0.000
1.000       1.000       64.57       0.000       0.000     DI2_165_168_L_0
  65 D   13.11     -3.1768E-03   218.2       65.54       218.2       107.3          UL-RL  1.9392E+04  -12.70       0.000
1.000       1.000       65.54       0.000       0.000     DI2_165_168_L_0
  66 D   13.31     -2.9901E-03   221.5       66.55       221.5       108.8          UL-RL  1.9392E+04  -12.90       0.000
1.000       1.000       66.55       0.000       0.000     DI2_165_168_L_0
  67 D   13.51     -2.8032E-03   224.7       67.53       224.7       110.4          UL-RL  1.9392E+04  -13.10       0.000
1.000       1.000       67.53       0.000       0.000     DI2_165_168_L_0
  68 D   13.70     -2.6162E-03   227.9       68.50       227.9       111.9          UL-RL  1.9392E+04  -13.30       0.000
1.000       1.000       68.50       0.000       0.000     DI2_165_168_L_0
  69 D   13.90     -2.4293E-03   231.2       69.50       231.2       113.4          UL-RL  1.9392E+04  -13.50       0.000
1.000       1.000       69.50       0.000       0.000     DI2_165_168_L_0
  70 D   14.09     -2.2424E-03   234.4       70.47       234.4       115.0          UL-RL  1.9392E+04  -13.70       0.000
1.000       1.000       70.47       0.000       0.000     DI2_165_168_L_0
  71 D   14.92     -2.0557E-03   237.6       74.61       237.6       116.5          UL-RL  1.9392E+04  -13.90       0.000
1.000       1.000       74.61       0.000       0.000     DI2_165_168_L_0
  72 D   15.99     -1.8691E-03   241.0       79.93       241.0       118.1          UL-RL  1.9392E+04  -14.10       0.000
1.000       1.000       79.93       0.000       0.000     DI2_165_168_L_0
  73 D   17.05     -1.6827E-03   244.2       85.25       244.2       119.6          UL-RL  1.9392E+04  -14.30       0.000
1.000       1.000       85.25       0.000       0.000     DI2_165_168_L_0
  74 D   18.11     -1.4964E-03   247.4       90.56       247.4       121.1          UL-RL  1.9392E+04  -14.50       0.000
1.000       1.000       90.56       0.000       0.000     DI2_165_168_L_0
  75 D   19.17     -1.3102E-03   250.7       95.87       250.7       122.7          UL-RL  1.9392E+04  -14.70       0.000
1.000       1.000       95.87       0.000       0.000     DI2_165_168_L_0
  76 D   20.24     -1.1241E-03   253.9       101.2       253.9       124.2          UL-RL  1.9392E+04  -14.90       0.000
1.000       1.000       101.2       0.000       0.000     DI2_165_168_L_0
  77 D   21.30     -9.3803E-04   257.1       106.5       257.1       125.8          UL-RL  1.9392E+04  -15.10       0.000
1.000       1.000       106.5       0.000       0.000     DI2_165_168_L_0
  78 D   22.36     -7.5202E-04   260.4       111.8       260.4       127.3          UL-RL  1.9392E+04  -15.30       0.000
1.000       1.000       111.8       0.000       0.000     DI2_165_168_L_0
  79 D   11.71     -5.6600E-04   263.6       117.1       263.6       128.9          UL-RL  1.9392E+04  -15.50       0.000
1.000       1.000       117.1       0.000       0.000     DI2_165_168_L_0
```

```
+-----------------------------------------------------------------------------------------------------------------------+
|                  PARATIEPLUS(TM)   NLS ENGINE RELEASE  2018.0    FULL VERSION  *Build date:Nov 13, 2017*              |
|                                                                                                                       |
|                                     NewProject.BaseDesignSection_28.A1M1R1_1183                                       |
|                                 Exe Time : 4 September 2018 18:06:51                                                  |
+-----------------------------------------------------------------------------------------------------------------------+
New Project


S T R E S S   R E S U L T S   F O R   G R O U P   N O.   2

0_R                                                                  :
ELEMENT TYPE    5 NO.OF ELEMENTS. IN THIS GROUP   79
C U R R E N T   T I M E   I S     6.0000

 HARDENING 2D SOIL ELEMENT

 ****** TOTAL STRESS FORMULATION *****

 EL *   FORCE     DISPL-Y  VERTICAL-P  HORIZON.-P     MAX-V-P     MAX-H-P          STATE   STIFFNESS Z-LEVEL      PORE
E FACTOR    UFACTOR       Peq          Su_a        Su_p     LAYER
 ---------------------------------------------------------------------------------------------------------------------------
-----------------------------------------------------------------------------------------------
   1     0.000         --          --          --          --          --          REMOVED     --        0.000       0.000
1.000       1.000       0.000       0.000       0.000     not available
   2     0.000         --          --          --          --          --          REMOVED     --      -0.2000       0.000
1.000       1.000       0.000       0.000       0.000     not available
   3     0.000         --          --          --          --          --          REMOVED     --      -0.4000       0.000
1.000       1.000       0.000       0.000       0.000     not available
   4     0.000         --          --          --          --          --          REMOVED     --      -0.6000       0.000
1.000       1.000       0.000       0.000       0.000     not available
   5     0.000         --          --          --          --          --          REMOVED     --      -0.8000       0.000
1.000       1.000       0.000       0.000       0.000     not available
   6     0.000         --          --          --          --          --          REMOVED     --       -1.000       0.000
1.000       1.000       0.000       0.000       0.000     not available
   7     0.000         --          --          --          --          --          REMOVED     --       -1.200       0.000
1.000       1.000       0.000       0.000       0.000     not available
   8     0.000         --          --          --          --          --          REMOVED     --       -1.400       0.000
1.000       1.000       0.000       0.000       0.000     not available
   9     0.000         --          --          --          --          --          REMOVED     --       -1.600       0.000
1.000       1.000       0.000       0.000       0.000     not available
  10     0.000         --          --          --          --          --          REMOVED     --       -1.800       0.000
1.000       1.000       0.000       0.000       0.000     not available
  11     0.000         --          --          --          --          --          REMOVED     --       -2.000       0.000
1.000       1.000       0.000       0.000       0.000     not available
  12     0.000         --          --          --          --          --          REMOVED     --       -2.200       0.000
1.000       1.000       0.000       0.000       0.000     not available
  13     0.000         --          --          --          --          --          REMOVED     --       -2.400       0.000
1.000       1.000       0.000       0.000       0.000     not available
  14     0.000         --          --          --          --          --          REMOVED     --       -2.600       0.000
1.000       1.000       0.000       0.000       0.000     not available
  15     0.000         --          --          --          --          --          REMOVED     --       -2.800       0.000
1.000       1.000       0.000       0.000       0.000     not available
  16     0.000         --          --          --          --          --          REMOVED     --       -3.000       0.000
1.000       1.000       0.000       0.000       0.000     not available
  17     0.000         --          --          --          --          --          REMOVED     --       -3.200       0.000
1.000       1.000       0.000       0.000       0.000     not available
  18     0.000         --          --          --          --          --          REMOVED     --       -3.400       0.000
1.000       1.000       0.000       0.000       0.000     not available
  19     0.000         --          --          --          --          --          REMOVED     --       -3.600       0.000
1.000       1.000       0.000       0.000       0.000     not available
  20     0.000         --          --          --          --          --          REMOVED     --       -3.800       0.000
1.000       1.000       0.000       0.000       0.000     not available
  21     0.000         --          --          --          --          --          REMOVED     --       -4.000       0.000
1.000       1.000       0.000       0.000       0.000     not available
  22     0.000         --          --          --          --          --          REMOVED     --       -4.200       0.000
1.000       1.000       0.000       0.000       0.000     not available
  23     0.000         --          --          --          --          --          REMOVED     --       -4.400       0.000
1.000       1.000       0.000       0.000       0.000     not available
  24     0.000         --          --          --          --          --          REMOVED     --       -4.600       0.000
1.000       1.000       0.000       0.000       0.000     not available
```

25	0.000	--	--	--	--	--	REMOVED	--	-4.800	0.000		
1.000	1.000	0.000	0.000	0.000	not available							
26	0.000	--	--	--	--	--	REMOVED	--	-5.000	0.000		
1.000	1.000	0.000	0.000	0.000	not available							
27	0.000	--	--	--	--	--	REMOVED	--	-5.200	0.000		
1.000	1.000	0.000	0.000	0.000	not available							
28	0.000	--	--	--	--	--	REMOVED	--	-5.400	0.000		
1.000	1.000	0.000	0.000	0.000	not available							
29	0.000	--	--	--	--	--	REMOVED	--	-5.600	0.000		
1.000	1.000	0.000	0.000	0.000	not available							
30	0.000	--	--	--	--	--	REMOVED	--	-5.800	0.000		
1.000	1.000	0.000	0.000	0.000	not available							
31	0.000	--	--	--	--	--	REMOVED	--	-6.000	0.000		
1.000	1.000	0.000	0.000	0.000	not available							
32	0.000	--	--	--	--	--	REMOVED	--	-6.200	0.000		
1.000	1.000	0.000	0.000	0.000	not available							
33	0.000	--	--	--	--	--	REMOVED	--	-6.400	0.000		
1.000	1.000	0.000	0.000	0.000	not available							
34	0.000	--	--	--	--	--	REMOVED	--	-6.600	0.000		
1.000	1.000	0.000	0.000	0.000	not available							
35	0.000	--	--	--	--	--	REMOVED	--	-6.800	0.000		
1.000	1.000	0.000	0.000	0.000	not available							
36	0.000	--	--	--	--	--	REMOVED	--	-7.000	0.000		
1.000	1.000	0.000	0.000	0.000	not available							
37	0.000	--	--	--	--	--	REMOVED	--	-7.200	0.000		
1.000	1.000	0.000	0.000	0.000	not available							
38	0.000	--	--	--	--	--	REMOVED	--	-7.400	0.000		
1.000	1.000	0.000	0.000	0.000	not available							
39	0.000	--	--	--	--	--	REMOVED	--	-7.600	0.000		
1.000	1.000	0.000	0.000	0.000	not available							
40	0.000	--	--	--	--	--	REMOVED	--	-7.800	0.000		
1.000	1.000	0.000	0.000	0.000	not available							
41	0.000	--	--	--	--	--	REMOVED	--	-8.000	0.000		
1.000	1.000	0.000	0.000	0.000	not available							
42	0.000	--	--	--	--	--	REMOVED	--	-8.200	0.000		
1.000	1.000	0.000	0.000	0.000	not available							
43	0.000	--	--	--	--	--	REMOVED	--	-8.400	0.000		
1.000	1.000	0.000	0.000	0.000	not available							
44	0.000	--	--	--	--	--	REMOVED	--	-8.600	0.000		
1.000	1.000	0.000	0.000	0.000	not available							
45	0.000	--	--	--	--	--	REMOVED	--	-8.800	0.000		
1.000	1.000	0.000	0.000	0.000	not available							
46	0.000	--	--	--	--	--	REMOVED	--	-9.000	0.000		
1.000	1.000	0.000	0.000	0.000	not available							
47	0.000	--	--	--	--	--	REMOVED	--	-9.200	0.000		
1.000	1.000	0.000	0.000	0.000	not available							
48 D	0.000	6.0748E-03	0.000	0.000	0.000	0.000	UL-RL	1.4292E+04	-9.300	0.000		
1.000	1.000	0.000	0.000	0.000	DI2_165_168_L_0							
49 D	8.6761E-02	5.9358E-03	3.200	0.4338	3.200	1.600	UL-RL	1.4292E+04	-9.500	0.000		
1.000	1.000	0.4338	0.000	0.000	DI2_165_168_L_0							
50 D	0.3983	5.7907E-03	6.400	1.991	6.400	3.200	UL-RL	1.4292E+04	-9.700	0.000		
1.000	1.000	1.991	0.000	0.000	DI2_165_168_L_0							
51 D	4.617	5.6399E-03	9.600	23.09	158.4	86.16	UL-RL	1.4292E+04	-9.900	0.000		
1.000	1.000	23.09	0.000	0.000	DI2_165_168_L_0							
52 D	7.367	5.4839E-03	12.80	36.84	161.6	87.58	UL-RL	1.4292E+04	-10.10	0.000		
1.000	1.000	36.84	0.000	0.000	DI2_165_168_L_0							
53 D	10.40	5.3231E-03	16.00	52.02	164.8	89.01	UL-RL	1.4292E+04	-10.30	0.000		
1.000	1.000	52.02	0.000	0.000	DI2_165_168_L_0							
54 D	13.54	5.1580E-03	19.20	67.68	168.0	90.48	UL-RL	1.4292E+04	-10.50	0.000		
1.000	1.000	67.68	0.000	0.000	DI2_165_168_L_0							
55 D	16.72	4.9890E-03	22.40	83.59	171.2	92.00	UL-RL	1.4292E+04	-10.70	0.000		
1.000	1.000	83.59	0.000	0.000	DI2_165_168_L_0							
56 D	19.59	4.8167E-03	25.60	97.93	174.4	99.36	UL-RL	1.4292E+04	-10.90	0.000		
1.000	1.000	97.93	0.000	0.000	DI2_165_168_L_0							
57 D	21.76	4.6414E-03	28.80	108.8	177.6	110.2	UL-RL	1.4292E+04	-11.10	0.000		
1.000	1.000	108.8	0.000	0.000	DI2_165_168_L_0							
58 D	21.82	4.4636E-03	32.00	109.1	180.8	110.6	UL-RL	1.4292E+04	-11.30	0.000		
1.000	1.000	109.1	0.000	0.000	DI2_165_168_L_0							
59 D	21.86	4.2837E-03	35.20	109.3	184.0	110.8	UL-RL	1.4292E+04	-11.50	0.000		
1.000	1.000	109.3	0.000	0.000	DI2_165_168_L_0							
60 D	21.89	4.1019E-03	38.40	109.4	187.2	111.0	UL-RL	1.4292E+04	-11.70	0.000		
1.000	1.000	109.4	0.000	0.000	DI2_165_168_L_0							
61 D	21.91	3.9188E-03	41.60	109.5	190.4	111.1	UL-RL	1.4292E+04	-11.90	0.000		
1.000	1.000	109.5	0.000	0.000	DI2_165_168_L_0							

62 D	21.92	3.7344E-03	44.80	109.6	193.6	111.2	UL-RL	1.4292E+04	-12.10	0.000	
1.000	1.000	109.6	0.000	0.000	DI2_165_168_L_0						
63 D	21.92	3.5492E-03	48.00	109.6	196.8	111.2	UL-RL	1.4292E+04	-12.30	0.000	
1.000	1.000	109.6	0.000	0.000	DI2_165_168_L_0						
64 D	21.91	3.3632E-03	51.20	109.6	200.0	111.2	UL-RL	1.4292E+04	-12.50	0.000	
1.000	1.000	109.6	0.000	0.000	DI2_165_168_L_0						
65 D	21.89	3.1768E-03	54.40	109.5	203.2	111.1	UL-RL	1.4292E+04	-12.70	0.000	
1.000	1.000	109.5	0.000	0.000	DI2_165_168_L_0						
66 D	21.68	2.9901E-03	57.60	108.4	206.4	110.1	UL-RL	1.4292E+04	-12.90	0.000	
1.000	1.000	108.4	0.000	0.000	DI2_165_168_L_0						
67 D	21.44	2.8032E-03	60.80	107.2	209.6	110.4	UL-RL	1.4292E+04	-13.10	0.000	
1.000	1.000	107.2	0.000	0.000	DI2_165_168_L_0						
68 D	21.21	2.6162E-03	64.00	106.1	212.8	111.9	UL-RL	1.4292E+04	-13.30	0.000	
1.000	1.000	106.1	0.000	0.000	DI2_165_168_L_0						
69 D	20.98	2.4293E-03	67.20	104.9	216.0	113.4	UL-RL	1.4292E+04	-13.50	0.000	
1.000	1.000	104.9	0.000	0.000	DI2_165_168_L_0						
70 D	20.74	2.2424E-03	70.40	103.7	219.2	115.0	UL-RL	1.4292E+04	-13.70	0.000	
1.000	1.000	103.7	0.000	0.000	DI2_165_168_L_0						
71 D	20.50	2.0557E-03	73.60	102.5	222.4	116.5	UL-RL	1.4292E+04	-13.90	0.000	
1.000	1.000	102.5	0.000	0.000	DI2_165_168_L_0						
72 D	20.26	1.8691E-03	76.80	101.3	225.6	118.1	UL-RL	1.4292E+04	-14.10	0.000	
1.000	1.000	101.3	0.000	0.000	DI2_165_168_L_0						
73 D	20.02	1.6827E-03	80.00	100.1	228.8	119.6	UL-RL	1.4292E+04	-14.30	0.000	
1.000	1.000	100.1	0.000	0.000	DI2_165_168_L_0						
74 D	19.78	1.4964E-03	83.20	98.88	232.0	121.1	UL-RL	1.4292E+04	-14.50	0.000	
1.000	1.000	98.88	0.000	0.000	DI2_165_168_L_0						
75 D	19.53	1.3102E-03	86.40	97.66	235.2	122.7	UL-RL	1.4292E+04	-14.70	0.000	
1.000	1.000	97.66	0.000	0.000	DI2_165_168_L_0						
76 D	19.29	1.1241E-03	89.60	96.43	238.4	124.2	UL-RL	1.4292E+04	-14.90	0.000	
1.000	1.000	96.43	0.000	0.000	DI2_165_168_L_0						
77 D	19.04	9.3803E-04	92.80	95.19	241.6	125.8	UL-RL	1.4292E+04	-15.10	0.000	
1.000	1.000	95.19	0.000	0.000	DI2_165_168_L_0						
78 D	18.79	7.5202E-04	96.00	93.94	244.8	127.3	UL-RL	1.4292E+04	-15.30	0.000	
1.000	1.000	93.94	0.000	0.000	DI2_165_168_L_0						
79 D	9.269	5.6600E-04	99.20	92.69	248.0	128.9	UL-RL	1.4292E+04	-15.50	0.000	
1.000	1.000	92.69	0.000	0.000	DI2_165_168_L_0						

```
+-------------------------------------------------------------------------------------------------------------------------+
|                   PARATIEPLUS(TM)   NLS ENGINE RELEASE  2018.0    FULL VERSION  *Build date:Nov 13, 2017*              |
|                                                                                                                         |
|                                      NewProject.BaseDesignSection_28.A1M1R1_1183                                        |
|                                    Exe Time : 4 September 2018 18:06:51                                                 |
+-------------------------------------------------------------------------------------------------------------------------+
New Project


S T R E S S   R E S U L T S   F O R   G R O U P   N O.   3

WallElement_33                                                  :
ELEMENT TYPE    2 NO.OF ELEMENTS. IN THIS GROUP   78
C U R R E N T   T I M E   I S     6.0000

 WALL2D ELEMENT

   EL      TA          TB          MA          MB
-------------------------------------------------------
    1 -126.40      126.40     7.88702E-11 -25.280
    2 -126.19      126.19      25.280     -50.517
    3 -125.74      125.74      50.517     -75.666
    4 -125.05      125.05      75.666     -100.68
    5 -124.11      124.11      100.68     -125.50
    6 -122.90      122.90      125.50     -150.08
    7 -121.43      121.43      150.08     -174.36
    8 -119.68      119.68      174.36     -198.30
    9 -117.66      117.66      198.30     -221.83
   10 -115.32      115.32      221.83     -244.90
   11 -112.74      112.74      244.90     -267.45
   12 -109.91      109.91      267.45     -289.43
   13 -106.80      106.80      289.43     -310.79
   14 -103.46      103.46      310.79     -331.48
   15 -99.882      99.882      331.48     -351.46
   16 -96.042      96.042      351.46     -370.66
   17 -91.978      91.978      370.66     -389.06
   18 -87.688      87.688      389.06     -406.60
   19 -83.171      83.171      406.60     -423.23
   20 -78.429      78.429      423.23     -438.92
   21 -73.461      73.461      438.92     -453.61
   22 -68.242      68.242      453.61     -467.26
   23 -62.799      62.799      467.26     -479.82
   24 -57.133      57.133      479.82     -491.24
   25 -51.221      51.221      491.24     -501.49
   26 -45.987      45.987      501.49     -510.69
   27 -40.549      40.549      510.69     -518.80
   28 -34.887      34.887      518.80     -525.77
   29 -29.022      29.022      525.77     -531.58
   30 -22.953      22.953      531.58     -536.17
   31 -16.664      16.664      536.17     -539.50
   32 -10.172      10.172      539.50     -541.54
   33 -3.4758      3.4758      541.54     -542.23
   34  3.4386     -3.4386      542.23     -541.54
   35  10.556     -10.556      541.54     -539.43
   36  17.876     -17.876      539.43     -535.86
   37  25.413     -25.413      535.86     -530.77
   38  33.153     -33.153      530.77     -524.14
   39  41.095     -41.095      524.14     -515.92
   40  49.253     -49.253      515.92     -506.07
   41  57.614     -57.614      506.07     -494.55
   42  66.176     -66.176      494.55     -481.32
   43  74.953     -74.953      481.32     -466.32
   44  83.932     -83.932      466.32     -449.54
   45  93.113     -93.113      449.54     -430.92
   46  102.51     -102.51      430.92     -410.41
   47  109.70     -109.70      410.41     -399.44
   48  116.98     -116.98      399.44     -376.05
   49  126.79     -126.79      376.05     -350.69
   50  136.50     -136.50      350.69     -323.39
   51  142.19     -142.19      323.39     -294.95
   52  145.34     -145.34      294.95     -265.88
```

53	145.65	-145.65	265.88	-236.75
54	143.03	-143.03	236.75	-208.15
55	137.43	-137.43	208.15	-180.66
56	129.17	-129.17	180.66	-154.83
57	118.93	-118.93	154.83	-131.04
58	108.84	-108.84	131.04	-109.27
59	98.897	-98.897	109.27	-89.493
60	89.130	-89.130	89.493	-71.667
61	79.541	-79.541	71.667	-55.759
62	70.138	-70.138	55.759	-41.732
63	60.938	-60.938	41.732	-29.544
64	51.939	-51.939	29.544	-19.156
65	43.156	-43.156	19.156	-10.525
66	34.787	-34.787	10.525	-3.5676
67	26.850	-26.850	3.5676	1.8025
68	19.339	-19.339	-1.8025	5.6704
69	12.264	-12.264	-5.6704	8.1232
70	5.6189	-5.6189	-8.1232	9.2470
71	3.87765E-02	-3.87765E-02	-9.2470	9.2547
72	-4.2367	4.2367	-9.2547	8.4074
73	-7.2068	7.2068	-8.4074	6.9660
74	-8.8706	8.8706	-6.9660	5.1919
75	-9.2273	9.2273	-5.1919	3.3465
76	-8.2757	8.2757	-3.3465	1.6914
77	-6.0145	6.0145	-1.6914	0.48850
78	-2.4424	2.4424	-0.48850	1.61267E-11

```
+-----------------------------------------------------------------------------------------------------------------------+
|                  PARATIEPLUS(TM)   NLS ENGINE RELEASE  2018.0    FULL VERSION  *Build date:Nov 13, 2017*              |
|                                                                                                                       |
|                                     NewProject.BaseDesignSection_28.A1M1R1_1183                                       |
|                                 Exe Time : 4 September 2018 18:06:51                                                  |
+-----------------------------------------------------------------------------------------------------------------------+
New Project


S T R E S S   R E S U L T S   F O R   G R O U P   N O.   4

WallElement_New_76649                                          :
ELEMENT TYPE    2 NO.OF ELEMENTS. IN THIS GROUP   47
C U R R E N T   T I M E   I S     6.0000

 WALL2D ELEMENT

   EL      TA          TB          MA          MB
-----------------------------------------------------
    1  0.0000      0.0000      0.0000      0.0000
    2  0.0000      0.0000      0.0000      0.0000
    3  0.0000      0.0000      0.0000      0.0000
    4  0.0000      0.0000      0.0000      0.0000
    5  0.0000      0.0000      0.0000      0.0000
    6  0.0000      0.0000      0.0000      0.0000
    7  0.0000      0.0000      0.0000      0.0000
    8  0.0000      0.0000      0.0000      0.0000
    9  0.0000      0.0000      0.0000      0.0000
   10  0.0000      0.0000      0.0000      0.0000
   11  0.0000      0.0000      0.0000      0.0000
   12  0.0000      0.0000      0.0000      0.0000
   13  0.0000      0.0000      0.0000      0.0000
   14  0.0000      0.0000      0.0000      0.0000
   15  0.0000      0.0000      0.0000      0.0000
   16  0.0000      0.0000      0.0000      0.0000
   17  0.0000      0.0000      0.0000      0.0000
   18  0.0000      0.0000      0.0000      0.0000
   19  0.0000      0.0000      0.0000      0.0000
   20  0.0000      0.0000      0.0000      0.0000
   21  0.0000      0.0000      0.0000      0.0000
   22  0.0000      0.0000      0.0000      0.0000
   23  0.0000      0.0000      0.0000      0.0000
   24  0.0000      0.0000      0.0000      0.0000
   25  0.0000      0.0000      0.0000      0.0000
   26  0.0000      0.0000      0.0000      0.0000
   27  0.0000      0.0000      0.0000      0.0000
   28  0.0000      0.0000      0.0000      0.0000
   29  0.0000      0.0000      0.0000      0.0000
   30  0.0000      0.0000      0.0000      0.0000
   31  0.0000      0.0000      0.0000      0.0000
   32  0.0000      0.0000      0.0000      0.0000
   33  0.0000      0.0000      0.0000      0.0000
   34  0.0000      0.0000      0.0000      0.0000
   35  0.0000      0.0000      0.0000      0.0000
   36  0.0000      0.0000      0.0000      0.0000
   37  0.0000      0.0000      0.0000      0.0000
   38  0.0000      0.0000      0.0000      0.0000
   39  0.0000      0.0000      0.0000      0.0000
   40  0.0000      0.0000      0.0000      0.0000
   41  0.0000      0.0000      0.0000      0.0000
   42  0.0000      0.0000      0.0000      0.0000
   43  0.0000      0.0000      0.0000      0.0000
   44  0.0000      0.0000      0.0000      0.0000
   45  0.0000      0.0000      0.0000      0.0000
   46  0.0000      0.0000      0.0000      0.0000
   47  0.0000      0.0000      0.0000      0.0000
```

```
+-----------------------------------------------------------------------------------------------------------------------+
|                  PARATIEPLUS(TM)   NLS ENGINE RELEASE  2018.0    FULL VERSION  *Build date:Nov 13, 2017*              |
|                                                                                                                       |
|                                    NewProject.BaseDesignSection_28.A1M1R1_1183                                        |
|                                 Exe Time : 4 September 2018 18:06:51                                                  |
+-----------------------------------------------------------------------------------------------------------------------+
New Project


S T R E S S   R E S U L T S   F O R   G R O U P   N O.   5

Tieback_175                                                  :
ELEMENT TYPE    6 NO.OF ELEMENTS. IN THIS GROUP    1
C U R R E N T   T I M E   I S     6.0000

 POST-TENSION 2D-BOUNDARY ELEMENT

         EL    FORCE          d0          EDISPL     pl. eps          K     -ve limit   +ve limit
-------------------------------------------------------------------------------------------------------
ANCHOR    1   145.96     -1.58745E-03  3.52407E-03   0.0000       1458.7       0.0000       0.0000     ELASTIC  ORIGINAL
YOUNG MODULUS
```

```
+-----------------------------------------------------------------------------------------------------------------------+
|                  PARATIEPLUS(TM)   NLS ENGINE RELEASE  2018.0    FULL VERSION  *Build date:Nov 13, 2017*              |
|                                                                                                                       |
|                                    NewProject.BaseDesignSection_28.A1M1R1_1183                                        |
|                                 Exe Time : 4 September 2018 18:06:51                                                  |
+-----------------------------------------------------------------------------------------------------------------------+


    F I N A L   I N C R E M E N T A L   A N A L Y S I S

                    S U M M A R Y

    STEP                                   NO. OF ITERATIONS

       1          CONVERGENCE :YES                        0
       2          CONVERGENCE :YES                        3
       3          CONVERGENCE :YES                        4
       4          CONVERGENCE :YES                        7
       5          CONVERGENCE :YES                        2
       6          CONVERGENCE :YES                        0


 END OF PROCESS FOR PROBLEM
New Project
NONLINEAR SOLUTION CPU TIME ....    0.13 [sec]
DATABASE  CREATION CPU TIME.....    0.53 [sec]
```

Design Assumption : A2+M2+R1 - File di Paratie - File di input (.d)

```
* PARATIE ANALYSIS FOR DESIGN SECTION:Base Design Section USING ASSUMPTION: A2+M2+R1
 * Time:martedì 4 settembre 2018 18:06:52
 * 1: Defining general settings
 UNIT  m kN
 TITLE New Project
 DELTA 0.2
 option param itemax 40
 option control hinges 0 0.0001 0.001

 * 2: Defining wall(s)
 WALL LeftWall_32 0 -15.5 0 1

 * 3: Defining surfaces for wall(s)
 SOIL 0_L LeftWall_32 -15.5 0 1 0
 SOIL 0_R LeftWall_32 -15.5 0 2 180

 * 4: Defining soil layers
 *
 * Soil Profile (Rilevato_2_8_L_0)
 *
 LDATA Rilevato_2_8_L_0 3 LeftWall_32
 ATREST 0.5 0.5 1
 WEIGHT 19 10 10
 PERMEABILITY 0.0001
 RESISTANCE 0 38 0 0 0
 YOUNG 1.5E+04 4.5E+04
 ENDL
 *
 * Soil Profile (DI1_164_167_L_0)
 *
 LDATA DI1_164_167_L_0 0 LeftWall_32
 ATREST 0.5 0.5 1
 WEIGHT 16 6 10
 PERMEABILITY 1E-05
 RESISTANCE 0 30 0 0 0
 YOUNG 3E+04 4.8E+04
 ENDL
 *
 * Soil Profile (DI2_165_168_L_0)
 *
 LDATA DI2_165_168_L_0 -5 LeftWall_32
 ATREST 0.5 0.5 1
 WEIGHT 16 6 10
 PERMEABILITY 1E-05
 RESISTANCE 1 33 0 0 0
 YOUNG 6.8E+04 1.088E+05
 ENDL

 * 5: Defining structural materials
 * Steel material: 108 Name=Fe360 E=206000200 kPa
 MATERIAL Fe360_108 2.06E+08
 * Concrete material: 104 Name=C25/30 E=31475800 kPa
 MATERIAL C2530_104 3.148E+07
 * Rebar material: 124 Name=acciaio armonico E=200100000 kPa
 MATERIAL acciaioarmonico_124 2.001E+08
 * Concrete material: 103 Name=C20/25 E=29962000 kPa
 MATERIAL C2025_103 2.996E+07

 * 6: Defining structural elements
 * 6.1: Beams and combined Wall Elements
 BEAM WallElement_33 LeftWall_32 -15.5 0 C2530_104 0.9794 00 00 0
 BEAM WallElement_New_76649 LeftWall_32 -9.3 0 C2025_103 0.2 00 00 0 slave


 * 6.2: Supports
 WIRE Tieback_175 LeftWall_32 0 acciaioarmonico_124 7.29E-06 138.5 30 0 0
```

```
* 6.3: Strips
STRIP LeftWall_32 1 6 1 15 0 26 45
STRIP LeftWall_32 1 6 22 17 2.7 26 45

* 7: Defining Steps
STEP Stage1_31
CHANGE Rilevato_2_8_L_0 U-FRICT=32.01 LeftWall_32
CHANGE Rilevato_2_8_L_0 D-FRICT=32.01 LeftWall_32
CHANGE Rilevato_2_8_L_0 U-KA=0.307 LeftWall_32
CHANGE Rilevato_2_8_L_0 U-KP=4.847 LeftWall_32
CHANGE Rilevato_2_8_L_0 D-KA=0.307 LeftWall_32
CHANGE Rilevato_2_8_L_0 D-KP=4.847 LeftWall_32
CHANGE DI1_164_167_L_0 U-FRICT=24.79 LeftWall_32
CHANGE DI1_164_167_L_0 D-FRICT=24.79 LeftWall_32
CHANGE DI1_164_167_L_0 U-KA=0.409 LeftWall_32
CHANGE DI1_164_167_L_0 U-KP=3.185 LeftWall_32
CHANGE DI1_164_167_L_0 D-KA=0.409 LeftWall_32
CHANGE DI1_164_167_L_0 D-KP=3.185 LeftWall_32
CHANGE DI2_165_168_L_0 U-FRICT=27.45 LeftWall_32
CHANGE DI2_165_168_L_0 D-FRICT=27.45 LeftWall_32
CHANGE DI2_165_168_L_0 U-KA=0.369 LeftWall_32
CHANGE DI2_165_168_L_0 U-KP=4.126 LeftWall_32
CHANGE DI2_165_168_L_0 D-KA=0.369 LeftWall_32
CHANGE DI2_165_168_L_0 D-KP=3.695 LeftWall_32
CHANGE Rilevato_2_8_L_0 U-COHE=0 LeftWall_32
CHANGE Rilevato_2_8_L_0 U-ADHES=0 LeftWall_32
CHANGE Rilevato_2_8_L_0 D-COHE=0 LeftWall_32
CHANGE Rilevato_2_8_L_0 D-ADHES=0 LeftWall_32
CHANGE DI1_164_167_L_0 U-COHE=0 LeftWall_32
CHANGE DI1_164_167_L_0 U-ADHES=0 LeftWall_32
CHANGE DI1_164_167_L_0 D-COHE=0 LeftWall_32
CHANGE DI1_164_167_L_0 D-ADHES=0 LeftWall_32
CHANGE DI2_165_168_L_0 U-COHE=0.8 LeftWall_32
CHANGE DI2_165_168_L_0 U-ADHES=0 LeftWall_32
CHANGE DI2_165_168_L_0 D-COHE=0.8 LeftWall_32
CHANGE DI2_165_168_L_0 D-ADHES=0 LeftWall_32
SETWALL LeftWall_32
GEOM 0 0
WATER -18 0 -15.5 0 0
ADD WallElement_33
ENDSTEP

STEP Stage2_183
SETWALL LeftWall_32
GEOM 0 -1
WATER -18 0 -15.5 0 0
ENDSTEP

STEP Stage3_283
SETWALL LeftWall_32
GEOM 0 -1
WATER -18 0 -15.5 0 0
ADD Tieback_175
ENDSTEP

STEP Stage4_383
SETWALL LeftWall_32
GEOM 0 -9.8
WATER -18 0 -15.5 0 0
ENDSTEP

STEP Stage5_744
SETWALL LeftWall_32
GEOM 0 -9.3
WATER -18 0 -15.5 0 0
ENDSTEP

STEP Stage6_2841
SETWALL LeftWall_32
GEOM 0 -9.3
```

```
WATER -18 0 -15.5 0 0
ADD WallElement_New_76649
ENDSTEP
```

Design Assumption : A2+M2+R1 - File di Paratie - File di output (.out)

```
+-------------------------------------------------------------------------------------------------------------------------+
|                   PARATIEPLUS(TM)   NLS ENGINE RELEASE  2018.0    FULL VERSION  *Build date:Nov 13, 2017*               |
|                                                                                                                         |
|                                    NewProject.BaseDesignSection_28.A2M2R1_1213                                          |
|                                  Exe Time : 4 September 2018 18:06:52                                                   |
+-------------------------------------------------------------------------------------------------------------------------+

                  ***********************************************************
                  *                                                         *
                  *  PARATIE PLUS Non-Linear Spring Engine                  *
                  *                                                         *
                  *          AN ELASTOPLASTIC FINITE ELEMENT PROGRAM        *
                  *          FOR FLEXIBLE EARTH-RETAINING STRUCTURES        *
                  *                                                         *
                  *          Written by Ce.A.S. s.r.l. (ITALY)              *
                  *          with the scientific supervision of             *
                  *          Roberto Nova - full professor SOIL MECHANICS   *
                  *          at Politecnico di Milano (ITALY)               *
                  *                                                         *
                  ***********************************************************
                  *                                                         *
                  *  RELEASE   2018.0     *Build date:Nov 13, 2017*    *    *
                  *                                                         *
                  *                                                         *
                  *  Ce.A.S.     S.R.L   CENTRO DI ANALISI STRUTTURALE      *
                  *              VIALE   GIUSTINIANO 10                     *
                  *              20129   M I L A N O  (ITALIA)              *
                  *  TEL.        +39 02 2020221                             *
                  *                                                         *
                  *  email       bruno.becci@ceas.it                        *
                  *  Web Page    www.ceas.it     www.paratieplus.com        *
                  ***********************************************************



 JOB : NewProject.BaseDesignSection_28.A2M2R1_1213
 STARTING
ACCEPTED   <FILE,GENW                                                       >
ACCEPTED   <FILE,PLOTTER,BINARY                                             >
ACCEPTED   <SOLVE TOTAL_STRESS                                              >
ACCEPTED   <PARAM ITEMAX 40                                                 >
ACCEPTED   <CONTROL HINGES 0 0.0001 0.001                                   >


                  ***********************************************************
                  *                                                         *
                  *  WARNING : PORE PRESSURES ARE AUTOMATICALLY COMPUTED    *
                  *    BY THE PROGRAM.                                      *
                  ***********************************************************

PRELIMINARY OPERATIONS CPU TIME     0.00 [sec]
```

```
+-------------------------------------------------------------------------------------------------------------------------+
|                   PARATIEPLUS(TM)   NLS ENGINE RELEASE  2018.0    FULL VERSION  *Build date:Nov 13, 2017*               |
|                                                                                                                         |
|                                     NewProject.BaseDesignSection_28.A2M2R1_1213                                         |
|                                  Exe Time : 4 September 2018 18:06:52                                                   |
+-------------------------------------------------------------------------------------------------------------------------+


INPUT FILE HAS BEEN GENERATED BY WALGEN PROGRAM


New Project


NO. OF NODAL POINTS (NUMNP) ...................   79
NO. OF COORDINATES  (NCOORD)...................    2
NO. OF NODE DOFS    (NDOF).....................    5
NO. OF EQUATIONS    (NEQ)...................... 395
NO. OF CONSTRAINTS CARDS (NVINC)...............    0
NO. OF ELEMENT GROUPS (NEG)....................    5
NO. OF SOLUTION STEPS (NSTE)...................    6
NO. OF ELEMENT SETS ATTACHED TO SLAVE NODES ...    1 ** SLAVE DOFS HAVE BEEN ACTIVATED **
NO. OF RECORD FROM WALGEN .....................  101
NO. OF LONG NAMES (LASTNAME) ..................   25
LENGTH UNIT CHOICE ............................    3 (M   )
FORCE  UNIT CHOICE ............................    3 (KN  )
MAX PORE PRESSURE TABLE LENGTH.................    1
NO. OF ELEMENT GROUPS REQUIRING ADD. SLIP DOF .    0


IDOFA (01) =  2  Y-DISPL.F
IDOFA (02) =  4   X-ROT. F
IDOFA (03) =  8  Y-DISPL.S
IDOFA (04) = 10   X-ROT. S
IDOFA (05) = 14  Y-FORCE

 RELEVANT ITEMS UNITS

 STRESSES                  kPa
 Y-DISPLACEMENTS           m
 ROTATIONS                 RADIANS
 BEAM AND SLAB MOMENTS     kN*m/m
 BEAM SHEAR FORCES         kN/m
 ANCHOR FORCES             kN/m
 AXIAL FORCES IN TRUSSES   kN/m
 AXIAL FORCES SPRINGS      kN/m
 Y-REACTIONS               kN/m
 X-MOMENT REACTIONS        kN*m/m
 ETC.
```

```
+-------------------------------------------------------------------------------------------------------------------------+
|                  PARATIEPLUS(TM)   NLS ENGINE RELEASE  2018.0    FULL VERSION  *Build date:Nov 13, 2017*              |
|                                                                                                                         |
|                                    NewProject.BaseDesignSection_28.A2M2R1_1213                                          |
|                                  Exe Time : 4 September 2018 18:06:52                                                   |
+-------------------------------------------------------------------------------------------------------------------------+
                  P R E P R O C E S S O R     D A T A

                  N O.  O F   C O M M A N D S    101

   1 : UNIT  m kN
   2 : TITLE New Project
   3 : DELTA 0.2
   4 : option param itemax 40
   5 : option control hinges 0 0.0001 0.001
   6 : WALL LeftWall_32 0 -15.5 0 1
   7 : SOIL 0_L LeftWall_32 -15.5 0 1 0
   8 : SOIL 0_R LeftWall_32 -15.5 0 2 180
   9 : LDATA Rilevato_2_8_L_0 3 LeftWall_32
  10 : ATREST 0.5 0.5 1
  11 : WEIGHT 19 10 10
  12 : PERMEABILITY 0.0001
  13 : RESISTANCE 0 38 0 0 0
  14 : YOUNG 1.5E+04 4.5E+04
  15 : ENDL
  16 : LDATA DI1_164_167_L_0 0 LeftWall_32
  17 : ATREST 0.5 0.5 1
  18 : WEIGHT 16 6 10
  19 : PERMEABILITY 1E-05
  20 : RESISTANCE 0 30 0 0 0
  21 : YOUNG 3E+04 4.8E+04
  22 : ENDL
  23 : LDATA DI2_165_168_L_0 -5 LeftWall_32
  24 : ATREST 0.5 0.5 1
  25 : WEIGHT 16 6 10
  26 : PERMEABILITY 1E-05
  27 : RESISTANCE 1 33 0 0 0
  28 : YOUNG 6.8E+04 1.088E+05
  29 : ENDL
  30 : MATERIAL Fe360_108 2.06E+08
  31 : MATERIAL C2530_104 3.148E+07
  32 : MATERIAL acciaioarmonico_124 2.001E+08
  33 : MATERIAL C2025_103 2.996E+07
  34 : BEAM WallElement_33 LeftWall_32 -15.5 0 C2530_104 0.9794 00 00 0
  35 : BEAM WallElement_New_76649 LeftWall_32 -9.3 0 C2025_103 0.2 00 00 0 slave
  36 : WIRE Tieback_175 LeftWall_32 0 acciaioarmonico_124 7.29E-06 138.5 30 0 0
  37 : STRIP LeftWall_32 1 6 1 15 0 26 45
  38 : STRIP LeftWall_32 1 6 22 17 2.7 26 45
  39 : STEP Stage1_31
  40 : CHANGE Rilevato_2_8_L_0 U-FRICT=32.01 LeftWall_32
  41 : CHANGE Rilevato_2_8_L_0 D-FRICT=32.01 LeftWall_32
  42 : CHANGE Rilevato_2_8_L_0 U-KA=0.307 LeftWall_32
  43 : CHANGE Rilevato_2_8_L_0 U-KP=4.847 LeftWall_32
  44 : CHANGE Rilevato_2_8_L_0 D-KA=0.307 LeftWall_32
  45 : CHANGE Rilevato_2_8_L_0 D-KP=4.847 LeftWall_32
  46 : CHANGE DI1_164_167_L_0 U-FRICT=24.79 LeftWall_32
  47 : CHANGE DI1_164_167_L_0 D-FRICT=24.79 LeftWall_32
  48 : CHANGE DI1_164_167_L_0 U-KA=0.409 LeftWall_32
  49 : CHANGE DI1_164_167_L_0 U-KP=3.185 LeftWall_32
  50 : CHANGE DI1_164_167_L_0 D-KA=0.409 LeftWall_32
  51 : CHANGE DI1_164_167_L_0 D-KP=3.185 LeftWall_32
  52 : CHANGE DI2_165_168_L_0 U-FRICT=27.45 LeftWall_32
  53 : CHANGE DI2_165_168_L_0 D-FRICT=27.45 LeftWall_32
  54 : CHANGE DI2_165_168_L_0 U-KA=0.369 LeftWall_32
  55 : CHANGE DI2_165_168_L_0 U-KP=4.126 LeftWall_32
  56 : CHANGE DI2_165_168_L_0 D-KA=0.369 LeftWall_32
  57 : CHANGE DI2_165_168_L_0 D-KP=3.695 LeftWall_32
  58 : CHANGE Rilevato_2_8_L_0 U-COHE=0 LeftWall_32
  59 : CHANGE Rilevato_2_8_L_0 U-ADHES=0 LeftWall_32
  60 : CHANGE Rilevato_2_8_L_0 D-COHE=0 LeftWall_32
  61 : CHANGE Rilevato_2_8_L_0 D-ADHES=0 LeftWall_32
```

```
 62 : CHANGE DI1_164_167_L_0 U-COHE=0 LeftWall_32
 63 : CHANGE DI1_164_167_L_0 U-ADHES=0 LeftWall_32
 64 : CHANGE DI1_164_167_L_0 D-COHE=0 LeftWall_32
 65 : CHANGE DI1_164_167_L_0 D-ADHES=0 LeftWall_32
 66 : CHANGE DI2_165_168_L_0 U-COHE=0.8 LeftWall_32
 67 : CHANGE DI2_165_168_L_0 U-ADHES=0 LeftWall_32
 68 : CHANGE DI2_165_168_L_0 D-COHE=0.8 LeftWall_32
 69 : CHANGE DI2_165_168_L_0 D-ADHES=0 LeftWall_32
 70 : SETWALL LeftWall_32
 71 : GEOM 0 0
 72 : WATER -18 0 -15.5 0 0
 73 : ADD WallElement_33
 74 : ENDSTEP
 75 : STEP Stage2_183
 76 : SETWALL LeftWall_32
 77 : GEOM 0 -1
 78 : WATER -18 0 -15.5 0 0
 79 : ENDSTEP
 80 : STEP Stage3_283
 81 : SETWALL LeftWall_32
 82 : GEOM 0 -1
 83 : WATER -18 0 -15.5 0 0
 84 : ADD Tieback_175
 85 : ENDSTEP
 86 : STEP Stage4_383
 87 : SETWALL LeftWall_32
 88 : GEOM 0 -9.8
 89 : WATER -18 0 -15.5 0 0
 90 : ENDSTEP
 91 : STEP Stage5_744
 92 : SETWALL LeftWall_32
 93 : GEOM 0 -9.3
 94 : WATER -18 0 -15.5 0 0
 95 : ENDSTEP
 96 : STEP Stage6_2841
 97 : SETWALL LeftWall_32
 98 : GEOM 0 -9.3
 99 : WATER -18 0 -15.5 0 0
100 : ADD WallElement_New_76649
101 : ENDSTEP
```

```
+-----------------------------------------------------------------------------------------------------------------------+
|                  PARATIEPLUS(TM)   NLS ENGINE RELEASE  2018.0    FULL VERSION  *Build date:Nov 13, 2017*              |
|                                                                                                                       |
|                                     NewProject.BaseDesignSection_28.A2M2R1_1213                                       |
|                                 Exe Time : 4 September 2018 18:06:52                                                  |
+-----------------------------------------------------------------------------------------------------------------------+
N O D A L   P O I N T   D A T A
--------------------------------

NODE     Y-COORD     Z-COORD normal cos.

   1  0.0000      0.0000      1.0000
   2  0.0000    -0.20000      1.0000
   3  0.0000    -0.40000      1.0000
   4  0.0000    -0.60000      1.0000
   5  0.0000    -0.80000      1.0000
   6  0.0000     -1.0000      1.0000
   7  0.0000     -1.2000      1.0000
   8  0.0000     -1.4000      1.0000
   9  0.0000     -1.6000      1.0000
  10  0.0000     -1.8000      1.0000
  11  0.0000     -2.0000      1.0000
  12  0.0000     -2.2000      1.0000
  13  0.0000     -2.4000      1.0000
  14  0.0000     -2.6000      1.0000
  15  0.0000     -2.8000      1.0000
  16  0.0000     -3.0000      1.0000
  17  0.0000     -3.2000      1.0000
  18  0.0000     -3.4000      1.0000
  19  0.0000     -3.6000      1.0000
  20  0.0000     -3.8000      1.0000
  21  0.0000     -4.0000      1.0000
  22  0.0000     -4.2000      1.0000
  23  0.0000     -4.4000      1.0000
  24  0.0000     -4.6000      1.0000
  25  0.0000     -4.8000      1.0000
  26  0.0000     -5.0000      1.0000
  27  0.0000     -5.2000      1.0000
  28  0.0000     -5.4000      1.0000
  29  0.0000     -5.6000      1.0000
  30  0.0000     -5.8000      1.0000
  31  0.0000     -6.0000      1.0000
  32  0.0000     -6.2000      1.0000
  33  0.0000     -6.4000      1.0000
  34  0.0000     -6.6000      1.0000
  35  0.0000     -6.8000      1.0000
  36  0.0000     -7.0000      1.0000
  37  0.0000     -7.2000      1.0000
  38  0.0000     -7.4000      1.0000
  39  0.0000     -7.6000      1.0000
  40  0.0000     -7.8000      1.0000
  41  0.0000     -8.0000      1.0000
  42  0.0000     -8.2000      1.0000
  43  0.0000     -8.4000      1.0000
  44  0.0000     -8.6000      1.0000
  45  0.0000     -8.8000      1.0000
  46  0.0000     -9.0000      1.0000
  47  0.0000     -9.2000      1.0000
  48  0.0000     -9.3000      1.0000
  49  0.0000     -9.5000      1.0000
  50  0.0000     -9.7000      1.0000
  51  0.0000     -9.9000      1.0000
  52  0.0000     -10.100      1.0000
  53  0.0000     -10.300      1.0000
  54  0.0000     -10.500      1.0000
  55  0.0000     -10.700      1.0000
  56  0.0000     -10.900      1.0000
  57  0.0000     -11.100      1.0000
  58  0.0000     -11.300      1.0000
  59  0.0000     -11.500      1.0000
  60  0.0000     -11.700      1.0000
```

61	0.0000	-11.900	1.0000
62	0.0000	-12.100	1.0000
63	0.0000	-12.300	1.0000
64	0.0000	-12.500	1.0000
65	0.0000	-12.700	1.0000
66	0.0000	-12.900	1.0000
67	0.0000	-13.100	1.0000
68	0.0000	-13.300	1.0000
69	0.0000	-13.500	1.0000
70	0.0000	-13.700	1.0000
71	0.0000	-13.900	1.0000
72	0.0000	-14.100	1.0000
73	0.0000	-14.300	1.0000
74	0.0000	-14.500	1.0000
75	0.0000	-14.700	1.0000
76	0.0000	-14.900	1.0000
77	0.0000	-15.100	1.0000
78	0.0000	-15.300	1.0000
79	0.0000	-15.500	1.0000

```
+-----------------------------------------------------------------------------------------------------------------------+
|                   PARATIEPLUS(TM)   NLS ENGINE RELEASE  2018.0    FULL VERSION  *Build date:Nov 13, 2017*              |
|                                                                                                                       |
|                                      NewProject.BaseDesignSection_28.A2M2R1_1213                                      |
|                                  Exe Time : 4 September 2018 18:06:52                                                 |
+-----------------------------------------------------------------------------------------------------------------------+
 ELEMENT GROUP NO.  1

0_L                                                                :
   5  79   0   1   0   0   0   0   0   0   0   0   0   0   0   3   0   0   0   0
....................................
..........2D PLASTIC SOIL ..........
....................................

element group behaviour throughout stage analysis

stage   status
-------------------
    1   active
    2   active
    3   active
    4   active
    5   active
    6   active

 material set no.    1

 prop( 1) angle              0.00000
 prop( 2) layer as foreseen  1.00000


 material set no.    2

 prop( 1) angle              0.00000
 prop( 2) layer as foreseen  2.00000


 material set no.    3

 prop( 1) angle              0.00000
 prop( 2) layer as foreseen  3.00000


 element data

   el    n  mat      area     .....     .....     .....      flag
-----------------------------------------------------------------

    1    1    2   0.1000     0.000     0.000     0.000     1.000
    2    2    2   0.2000     0.000     0.000     0.000     1.000
    3    3    2   0.2000     0.000     0.000     0.000     1.000
    4    4    2   0.2000     0.000     0.000     0.000     1.000
    5    5    2   0.2000     0.000     0.000     0.000     1.000
    6    6    2   0.2000     0.000     0.000     0.000     1.000
    7    7    2   0.2000     0.000     0.000     0.000     1.000
    8    8    2   0.2000     0.000     0.000     0.000     1.000
    9    9    2   0.2000     0.000     0.000     0.000     1.000
   10   10    2   0.2000     0.000     0.000     0.000     1.000
   11   11    2   0.2000     0.000     0.000     0.000     1.000
   12   12    2   0.2000     0.000     0.000     0.000     1.000
   13   13    2   0.2000     0.000     0.000     0.000     1.000
   14   14    2   0.2000     0.000     0.000     0.000     1.000
   15   15    2   0.2000     0.000     0.000     0.000     1.000
   16   16    2   0.2000     0.000     0.000     0.000     1.000
   17   17    2   0.2000     0.000     0.000     0.000     1.000
   18   18    2   0.2000     0.000     0.000     0.000     1.000
   19   19    2   0.2000     0.000     0.000     0.000     1.000
   20   20    2   0.2000     0.000     0.000     0.000     1.000
   21   21    2   0.2000     0.000     0.000     0.000     1.000
   22   22    2   0.2000     0.000     0.000     0.000     1.000
   23   23    2   0.2000     0.000     0.000     0.000     1.000
```

24	24	2	0.2000	0.000	0.000	0.000	1.000
25	25	2	0.2000	0.000	0.000	0.000	1.000
26	26	2	0.2000	0.000	0.000	0.000	1.000
27	27	3	0.2000	0.000	0.000	0.000	1.000
28	28	3	0.2000	0.000	0.000	0.000	1.000
29	29	3	0.2000	0.000	0.000	0.000	1.000
30	30	3	0.2000	0.000	0.000	0.000	1.000
31	31	3	0.2000	0.000	0.000	0.000	1.000
32	32	3	0.2000	0.000	0.000	0.000	1.000
33	33	3	0.2000	0.000	0.000	0.000	1.000
34	34	3	0.2000	0.000	0.000	0.000	1.000
35	35	3	0.2000	0.000	0.000	0.000	1.000
36	36	3	0.2000	0.000	0.000	0.000	1.000
37	37	3	0.2000	0.000	0.000	0.000	1.000
38	38	3	0.2000	0.000	0.000	0.000	1.000
39	39	3	0.2000	0.000	0.000	0.000	1.000
40	40	3	0.2000	0.000	0.000	0.000	1.000
41	41	3	0.2000	0.000	0.000	0.000	1.000
42	42	3	0.2000	0.000	0.000	0.000	1.000
43	43	3	0.2000	0.000	0.000	0.000	1.000
44	44	3	0.2000	0.000	0.000	0.000	1.000
45	45	3	0.2000	0.000	0.000	0.000	1.000
46	46	3	0.2000	0.000	0.000	0.000	1.000
47	47	3	0.1500	0.000	0.000	0.000	1.000
48	48	3	0.1500	0.000	0.000	0.000	1.000
49	49	3	0.2000	0.000	0.000	0.000	1.000
50	50	3	0.2000	0.000	0.000	0.000	1.000
51	51	3	0.2000	0.000	0.000	0.000	1.000
52	52	3	0.2000	0.000	0.000	0.000	1.000
53	53	3	0.2000	0.000	0.000	0.000	1.000
54	54	3	0.2000	0.000	0.000	0.000	1.000
55	55	3	0.2000	0.000	0.000	0.000	1.000
56	56	3	0.2000	0.000	0.000	0.000	1.000
57	57	3	0.2000	0.000	0.000	0.000	1.000
58	58	3	0.2000	0.000	0.000	0.000	1.000
59	59	3	0.2000	0.000	0.000	0.000	1.000
60	60	3	0.2000	0.000	0.000	0.000	1.000
61	61	3	0.2000	0.000	0.000	0.000	1.000
62	62	3	0.2000	0.000	0.000	0.000	1.000
63	63	3	0.2000	0.000	0.000	0.000	1.000
64	64	3	0.2000	0.000	0.000	0.000	1.000
65	65	3	0.2000	0.000	0.000	0.000	1.000
66	66	3	0.2000	0.000	0.000	0.000	1.000
67	67	3	0.2000	0.000	0.000	0.000	1.000
68	68	3	0.2000	0.000	0.000	0.000	1.000
69	69	3	0.2000	0.000	0.000	0.000	1.000
70	70	3	0.2000	0.000	0.000	0.000	1.000
71	71	3	0.2000	0.000	0.000	0.000	1.000
72	72	3	0.2000	0.000	0.000	0.000	1.000
73	73	3	0.2000	0.000	0.000	0.000	1.000
74	74	3	0.2000	0.000	0.000	0.000	1.000
75	75	3	0.2000	0.000	0.000	0.000	1.000
76	76	3	0.2000	0.000	0.000	0.000	1.000
77	77	3	0.2000	0.000	0.000	0.000	1.000
78	78	3	0.2000	0.000	0.000	0.000	1.000
79	79	3	0.1000	0.000	0.000	0.000	1.000

```
+-----------------------------------------------------------------------------------------------------------------------+
|                   PARATIEPLUS(TM)   NLS ENGINE RELEASE  2018.0    FULL VERSION  *Build date:Nov 13, 2017*              |
|                                                                                                                       |
|                                      NewProject.BaseDesignSection_28.A2M2R1_1213                                      |
|                                  Exe Time : 4 September 2018 18:06:52                                                 |
+-----------------------------------------------------------------------------------------------------------------------+
 ELEMENT GROUP NO.  2

0_R                                                                  :
   5  79   0   1   0   0   0   0   0   0   0   0   0   0   0   3   0   0   0   0
....................................
..........2D PLASTIC SOIL ..........
....................................

element group behaviour throughout stage analysis

stage   status
-------------------
    1   active
    2   active
    3   active
    4   active
    5   active
    6   active

 material set no.    1

 prop( 1) angle              180.000
 prop( 2) layer as foreseen  1.00000


 material set no.    2

 prop( 1) angle              180.000
 prop( 2) layer as foreseen  2.00000


 material set no.    3

 prop( 1) angle              180.000
 prop( 2) layer as foreseen  3.00000


 element data

   el    n  mat      area     .....     .....     .....      flag
-----------------------------------------------------------------

    1    1    2   0.1000     0.000     0.000     0.000     2.000
    2    2    2   0.2000     0.000     0.000     0.000     2.000
    3    3    2   0.2000     0.000     0.000     0.000     2.000
    4    4    2   0.2000     0.000     0.000     0.000     2.000
    5    5    2   0.2000     0.000     0.000     0.000     2.000
    6    6    2   0.2000     0.000     0.000     0.000     2.000
    7    7    2   0.2000     0.000     0.000     0.000     2.000
    8    8    2   0.2000     0.000     0.000     0.000     2.000
    9    9    2   0.2000     0.000     0.000     0.000     2.000
   10   10    2   0.2000     0.000     0.000     0.000     2.000
   11   11    2   0.2000     0.000     0.000     0.000     2.000
   12   12    2   0.2000     0.000     0.000     0.000     2.000
   13   13    2   0.2000     0.000     0.000     0.000     2.000
   14   14    2   0.2000     0.000     0.000     0.000     2.000
   15   15    2   0.2000     0.000     0.000     0.000     2.000
   16   16    2   0.2000     0.000     0.000     0.000     2.000
   17   17    2   0.2000     0.000     0.000     0.000     2.000
   18   18    2   0.2000     0.000     0.000     0.000     2.000
   19   19    2   0.2000     0.000     0.000     0.000     2.000
   20   20    2   0.2000     0.000     0.000     0.000     2.000
   21   21    2   0.2000     0.000     0.000     0.000     2.000
   22   22    2   0.2000     0.000     0.000     0.000     2.000
   23   23    2   0.2000     0.000     0.000     0.000     2.000
```

24	24	2	0.2000	0.000	0.000	0.000	2.000
25	25	2	0.2000	0.000	0.000	0.000	2.000
26	26	2	0.2000	0.000	0.000	0.000	2.000
27	27	3	0.2000	0.000	0.000	0.000	2.000
28	28	3	0.2000	0.000	0.000	0.000	2.000
29	29	3	0.2000	0.000	0.000	0.000	2.000
30	30	3	0.2000	0.000	0.000	0.000	2.000
31	31	3	0.2000	0.000	0.000	0.000	2.000
32	32	3	0.2000	0.000	0.000	0.000	2.000
33	33	3	0.2000	0.000	0.000	0.000	2.000
34	34	3	0.2000	0.000	0.000	0.000	2.000
35	35	3	0.2000	0.000	0.000	0.000	2.000
36	36	3	0.2000	0.000	0.000	0.000	2.000
37	37	3	0.2000	0.000	0.000	0.000	2.000
38	38	3	0.2000	0.000	0.000	0.000	2.000
39	39	3	0.2000	0.000	0.000	0.000	2.000
40	40	3	0.2000	0.000	0.000	0.000	2.000
41	41	3	0.2000	0.000	0.000	0.000	2.000
42	42	3	0.2000	0.000	0.000	0.000	2.000
43	43	3	0.2000	0.000	0.000	0.000	2.000
44	44	3	0.2000	0.000	0.000	0.000	2.000
45	45	3	0.2000	0.000	0.000	0.000	2.000
46	46	3	0.2000	0.000	0.000	0.000	2.000
47	47	3	0.1500	0.000	0.000	0.000	2.000
48	48	3	0.1500	0.000	0.000	0.000	2.000
49	49	3	0.2000	0.000	0.000	0.000	2.000
50	50	3	0.2000	0.000	0.000	0.000	2.000
51	51	3	0.2000	0.000	0.000	0.000	2.000
52	52	3	0.2000	0.000	0.000	0.000	2.000
53	53	3	0.2000	0.000	0.000	0.000	2.000
54	54	3	0.2000	0.000	0.000	0.000	2.000
55	55	3	0.2000	0.000	0.000	0.000	2.000
56	56	3	0.2000	0.000	0.000	0.000	2.000
57	57	3	0.2000	0.000	0.000	0.000	2.000
58	58	3	0.2000	0.000	0.000	0.000	2.000
59	59	3	0.2000	0.000	0.000	0.000	2.000
60	60	3	0.2000	0.000	0.000	0.000	2.000
61	61	3	0.2000	0.000	0.000	0.000	2.000
62	62	3	0.2000	0.000	0.000	0.000	2.000
63	63	3	0.2000	0.000	0.000	0.000	2.000
64	64	3	0.2000	0.000	0.000	0.000	2.000
65	65	3	0.2000	0.000	0.000	0.000	2.000
66	66	3	0.2000	0.000	0.000	0.000	2.000
67	67	3	0.2000	0.000	0.000	0.000	2.000
68	68	3	0.2000	0.000	0.000	0.000	2.000
69	69	3	0.2000	0.000	0.000	0.000	2.000
70	70	3	0.2000	0.000	0.000	0.000	2.000
71	71	3	0.2000	0.000	0.000	0.000	2.000
72	72	3	0.2000	0.000	0.000	0.000	2.000
73	73	3	0.2000	0.000	0.000	0.000	2.000
74	74	3	0.2000	0.000	0.000	0.000	2.000
75	75	3	0.2000	0.000	0.000	0.000	2.000
76	76	3	0.2000	0.000	0.000	0.000	2.000
77	77	3	0.2000	0.000	0.000	0.000	2.000
78	78	3	0.2000	0.000	0.000	0.000	2.000
79	79	3	0.1000	0.000	0.000	0.000	2.000

```
+-------------------------------------------------------------------------------------------------------------------------------+
|                   PARATIEPLUS(TM)   NLS ENGINE RELEASE  2018.0    FULL VERSION  *Build date:Nov 13, 2017*                    |
|                                                                                                                               |
|                                     NewProject.BaseDesignSection_28.A2M2R1_1213                                               |
|                                  Exe Time : 4 September 2018 18:06:52                                                         |
+-------------------------------------------------------------------------------------------------------------------------------+
 ELEMENT GROUP NO.  3

WallElement_33                                          :
   2  78   0   1   0   0   0   0   0   0   0   0   0   0   1   0   0   1   0
.....................................
.........2D WALL ELEMENT...........
.....................................

element group behaviour throughout stage analysis

stage   status
------------------
    1   active
    2   active
    3   active
    4   active
    5   active
    6   active

 material set no.    1

 prop( 1) young modulus      0.314800E+08
 prop( 2) modification  time  0.00000
 prop( 3) new young modulus   0.00000
 prop( 4) poisson ratio       0.00000
 prop( 5) future ............0.294300E-43

 no. of step variable items:     1
 step  inertia multipier
--------------------------
    1   1.000
    2   1.000
    3   1.000
    4   1.000
    5   1.000
    6   1.000

 element data

   el   na   nb  mat      erc1      erc2     thick      by-i      by-j
-------------------------------------------------------------

    1    1    2    1    0.000     0.000    0.9794     0.000     0.000
    2    2    3    1    0.000     0.000    0.9794     0.000     0.000
    3    3    4    1    0.000     0.000    0.9794     0.000     0.000
    4    4    5    1    0.000     0.000    0.9794     0.000     0.000
    5    5    6    1    0.000     0.000    0.9794     0.000     0.000
    6    6    7    1    0.000     0.000    0.9794     0.000     0.000
    7    7    8    1    0.000     0.000    0.9794     0.000     0.000
    8    8    9    1    0.000     0.000    0.9794     0.000     0.000
    9    9   10    1    0.000     0.000    0.9794     0.000     0.000
   10   10   11    1    0.000     0.000    0.9794     0.000     0.000
   11   11   12    1    0.000     0.000    0.9794     0.000     0.000
   12   12   13    1    0.000     0.000    0.9794     0.000     0.000
   13   13   14    1    0.000     0.000    0.9794     0.000     0.000
   14   14   15    1    0.000     0.000    0.9794     0.000     0.000
   15   15   16    1    0.000     0.000    0.9794     0.000     0.000
   16   16   17    1    0.000     0.000    0.9794     0.000     0.000
   17   17   18    1    0.000     0.000    0.9794     0.000     0.000
   18   18   19    1    0.000     0.000    0.9794     0.000     0.000
   19   19   20    1    0.000     0.000    0.9794     0.000     0.000
   20   20   21    1    0.000     0.000    0.9794     0.000     0.000
   21   21   22    1    0.000     0.000    0.9794     0.000     0.000
   22   22   23    1    0.000     0.000    0.9794     0.000     0.000
   23   23   24    1    0.000     0.000    0.9794     0.000     0.000
```

24	24	25	1	0.000	0.000	0.9794	0.000	0.000
25	25	26	1	0.000	0.000	0.9794	0.000	0.000
26	26	27	1	0.000	0.000	0.9794	0.000	0.000
27	27	28	1	0.000	0.000	0.9794	0.000	0.000
28	28	29	1	0.000	0.000	0.9794	0.000	0.000
29	29	30	1	0.000	0.000	0.9794	0.000	0.000
30	30	31	1	0.000	0.000	0.9794	0.000	0.000
31	31	32	1	0.000	0.000	0.9794	0.000	0.000
32	32	33	1	0.000	0.000	0.9794	0.000	0.000
33	33	34	1	0.000	0.000	0.9794	0.000	0.000
34	34	35	1	0.000	0.000	0.9794	0.000	0.000
35	35	36	1	0.000	0.000	0.9794	0.000	0.000
36	36	37	1	0.000	0.000	0.9794	0.000	0.000
37	37	38	1	0.000	0.000	0.9794	0.000	0.000
38	38	39	1	0.000	0.000	0.9794	0.000	0.000
39	39	40	1	0.000	0.000	0.9794	0.000	0.000
40	40	41	1	0.000	0.000	0.9794	0.000	0.000
41	41	42	1	0.000	0.000	0.9794	0.000	0.000
42	42	43	1	0.000	0.000	0.9794	0.000	0.000
43	43	44	1	0.000	0.000	0.9794	0.000	0.000
44	44	45	1	0.000	0.000	0.9794	0.000	0.000
45	45	46	1	0.000	0.000	0.9794	0.000	0.000
46	46	47	1	0.000	0.000	0.9794	0.000	0.000
47	47	48	1	0.000	0.000	0.9794	0.000	0.000
48	48	49	1	0.000	0.000	0.9794	0.000	0.000
49	49	50	1	0.000	0.000	0.9794	0.000	0.000
50	50	51	1	0.000	0.000	0.9794	0.000	0.000
51	51	52	1	0.000	0.000	0.9794	0.000	0.000
52	52	53	1	0.000	0.000	0.9794	0.000	0.000
53	53	54	1	0.000	0.000	0.9794	0.000	0.000
54	54	55	1	0.000	0.000	0.9794	0.000	0.000
55	55	56	1	0.000	0.000	0.9794	0.000	0.000
56	56	57	1	0.000	0.000	0.9794	0.000	0.000
57	57	58	1	0.000	0.000	0.9794	0.000	0.000
58	58	59	1	0.000	0.000	0.9794	0.000	0.000
59	59	60	1	0.000	0.000	0.9794	0.000	0.000
60	60	61	1	0.000	0.000	0.9794	0.000	0.000
61	61	62	1	0.000	0.000	0.9794	0.000	0.000
62	62	63	1	0.000	0.000	0.9794	0.000	0.000
63	63	64	1	0.000	0.000	0.9794	0.000	0.000
64	64	65	1	0.000	0.000	0.9794	0.000	0.000
65	65	66	1	0.000	0.000	0.9794	0.000	0.000
66	66	67	1	0.000	0.000	0.9794	0.000	0.000
67	67	68	1	0.000	0.000	0.9794	0.000	0.000
68	68	69	1	0.000	0.000	0.9794	0.000	0.000
69	69	70	1	0.000	0.000	0.9794	0.000	0.000
70	70	71	1	0.000	0.000	0.9794	0.000	0.000
71	71	72	1	0.000	0.000	0.9794	0.000	0.000
72	72	73	1	0.000	0.000	0.9794	0.000	0.000
73	73	74	1	0.000	0.000	0.9794	0.000	0.000
74	74	75	1	0.000	0.000	0.9794	0.000	0.000
75	75	76	1	0.000	0.000	0.9794	0.000	0.000
76	76	77	1	0.000	0.000	0.9794	0.000	0.000
77	77	78	1	0.000	0.000	0.9794	0.000	0.000
78	78	79	1	0.000	0.000	0.9794	0.000	0.000

```
+-------------------------------------------------------------------------------------------------------------------------------+
|                   PARATIEPLUS(TM)   NLS ENGINE RELEASE  2018.0    FULL VERSION  *Build date:Nov 13, 2017*                     |
|                                                                                                                               |
|                                     NewProject.BaseDesignSection_28.A2M2R1_1213                                               |
|                                  Exe Time : 4 September 2018 18:06:52                                                         |
+-------------------------------------------------------------------------------------------------------------------------------+
 ELEMENT GROUP NO.  4

WallElement_New_76649                                          :
   2  47   0   1   0   1   0   0   0   0   0   0   0   0   0   1   0   0   1   0
.....................................
.........2D WALL ELEMENT...........
.....................................
** REMARK: ELEMENTS IN THIS GROUP ARE CONNECTED TO SLAVE D.O.F.s **


element group behaviour throughout stage analysis

stage   status
------------------
    1  inactive
    2  inactive
    3  inactive
    4  inactive
    5  inactive
    6   active

 material set no.    1

 prop( 1) young modulus      0.299600E+08
 prop( 2) modification  time  0.00000
 prop( 3) new young modulus   0.00000
 prop( 4) poisson ratio       0.00000
 prop( 5) future ............ 0.00000

 no. of step variable items:     1
 step  inertia multipier
--------------------------
    1   1.000
    2   1.000
    3   1.000
    4   1.000
    5   1.000
    6   1.000

 element data

   el   na   nb  mat      erc1      erc2     thick      by-i      by-j
-------------------------------------------------------------

    1    1    2    1    0.000     0.000    0.2000     0.000     0.000
    2    2    3    1    0.000     0.000    0.2000     0.000     0.000
    3    3    4    1    0.000     0.000    0.2000     0.000     0.000
    4    4    5    1    0.000     0.000    0.2000     0.000     0.000
    5    5    6    1    0.000     0.000    0.2000     0.000     0.000
    6    6    7    1    0.000     0.000    0.2000     0.000     0.000
    7    7    8    1    0.000     0.000    0.2000     0.000     0.000
    8    8    9    1    0.000     0.000    0.2000     0.000     0.000
    9    9   10    1    0.000     0.000    0.2000     0.000     0.000
   10   10   11    1    0.000     0.000    0.2000     0.000     0.000
   11   11   12    1    0.000     0.000    0.2000     0.000     0.000
   12   12   13    1    0.000     0.000    0.2000     0.000     0.000
   13   13   14    1    0.000     0.000    0.2000     0.000     0.000
   14   14   15    1    0.000     0.000    0.2000     0.000     0.000
   15   15   16    1    0.000     0.000    0.2000     0.000     0.000
   16   16   17    1    0.000     0.000    0.2000     0.000     0.000
   17   17   18    1    0.000     0.000    0.2000     0.000     0.000
   18   18   19    1    0.000     0.000    0.2000     0.000     0.000
   19   19   20    1    0.000     0.000    0.2000     0.000     0.000
   20   20   21    1    0.000     0.000    0.2000     0.000     0.000
   21   21   22    1    0.000     0.000    0.2000     0.000     0.000
```

22	22	23	1	0.000	0.000	0.2000	0.000	0.000
23	23	24	1	0.000	0.000	0.2000	0.000	0.000
24	24	25	1	0.000	0.000	0.2000	0.000	0.000
25	25	26	1	0.000	0.000	0.2000	0.000	0.000
26	26	27	1	0.000	0.000	0.2000	0.000	0.000
27	27	28	1	0.000	0.000	0.2000	0.000	0.000
28	28	29	1	0.000	0.000	0.2000	0.000	0.000
29	29	30	1	0.000	0.000	0.2000	0.000	0.000
30	30	31	1	0.000	0.000	0.2000	0.000	0.000
31	31	32	1	0.000	0.000	0.2000	0.000	0.000
32	32	33	1	0.000	0.000	0.2000	0.000	0.000
33	33	34	1	0.000	0.000	0.2000	0.000	0.000
34	34	35	1	0.000	0.000	0.2000	0.000	0.000
35	35	36	1	0.000	0.000	0.2000	0.000	0.000
36	36	37	1	0.000	0.000	0.2000	0.000	0.000
37	37	38	1	0.000	0.000	0.2000	0.000	0.000
38	38	39	1	0.000	0.000	0.2000	0.000	0.000
39	39	40	1	0.000	0.000	0.2000	0.000	0.000
40	40	41	1	0.000	0.000	0.2000	0.000	0.000
41	41	42	1	0.000	0.000	0.2000	0.000	0.000
42	42	43	1	0.000	0.000	0.2000	0.000	0.000
43	43	44	1	0.000	0.000	0.2000	0.000	0.000
44	44	45	1	0.000	0.000	0.2000	0.000	0.000
45	45	46	1	0.000	0.000	0.2000	0.000	0.000
46	46	47	1	0.000	0.000	0.2000	0.000	0.000
47	47	48	1	0.000	0.000	0.2000	0.000	0.000

```
+-------------------------------------------------------------------------------------------------------------------------------+
|                   PARATIEPLUS(TM)   NLS ENGINE RELEASE  2018.0    FULL VERSION  *Build date:Nov 13, 2017*                    |
|                                                                                                                               |
|                                     NewProject.BaseDesignSection_28.A2M2R1_1213                                               |
|                                  Exe Time : 4 September 2018 18:06:52                                                         |
+-------------------------------------------------------------------------------------------------------------------------------+
 ELEMENT GROUP NO.  5

Tieback_175                                                 :
   6   1   0   1   0   0   0   0   0   0   0   0   0   0   0   1   0   0   2   0
.....................................
.........2D POST-TENSION ANCHOR....
.....................................

element group behaviour throughout stage analysis

stage   status
------------------
    1  inactive
    2  inactive
    3   active
    4   active
    5   active
    6   active

 material set no.    1

 prop( 1) angle          30.0000
 prop( 2) young modulus 0.200100E+09
 prop( 3) modification  time  0.00000
 prop( 4) new young modulus   0.00000

 no. of step variable items:     2
 step   -ve lim     +ve lim
-----------------------------
    1   0.000       0.000
    2   0.000       0.000
    3   0.000       0.000
    4   0.000       0.000
    5   0.000       0.000
    6   0.000       0.000

 element data

   el    n  mat       a/l     pinit    yieldc    yieldt
-----------------------------------------------------------

    1    1    1   0.7290E-05 138.5     0.000     0.000
```

```
+-------------------------------------------------------------------------------------------------------------------------+
|                   PARATIEPLUS(TM)   NLS ENGINE RELEASE  2018.0    FULL VERSION  *Build date:Nov 13, 2017*              |
|                                                                                                                         |
|                                     NewProject.BaseDesignSection_28.A2M2R1_1213                                         |
|                                  Exe Time : 4 September 2018 18:06:52                                                   |
+-------------------------------------------------------------------------------------------------------------------------+


NO. OF NODAL LOADS  (NLOAD) ...................    0
NO. OF LOAD CURVES  (NLCUR) ...................   12
MAXIMUM POINTS/LCURVE (NPTM)...................    5
```

```
+-------------------------------------------------------------------------------------------------------------------------+
|                  PARATIEPLUS(TM)   NLS ENGINE RELEASE  2018.0    FULL VERSION  *Build date:Nov 13, 2017*              |
|                                                                                                                         |
|                                    NewProject.BaseDesignSection_28.A2M2R1_1213                                          |
|                                 Exe Time : 4 September 2018 18:06:52                                                    |
+-------------------------------------------------------------------------------------------------------------------------+
L O A D     D A T A


    LOAD FUNCTION NUMBER   =    1
    NUMBER OF TIME POINTS  =    5

    TIME VALUE      FUNCTION

       0.00000    0.0000E+00
       0.80000    0.0000E+00
       1.00000    0.1000E+01
       1.20000    0.0000E+00
       7.00000    0.0000E+00


    LOAD FUNCTION NUMBER   =    2
    NUMBER OF TIME POINTS  =    5

    TIME VALUE      FUNCTION

       0.00000    0.0000E+00
       1.80000    0.0000E+00
       2.00000    0.1000E+01
       2.20000    0.0000E+00
       7.00000    0.0000E+00


    LOAD FUNCTION NUMBER   =    3
    NUMBER OF TIME POINTS  =    5

    TIME VALUE      FUNCTION

       0.00000    0.0000E+00
       2.80000    0.0000E+00
       3.00000    0.1000E+01
       3.20000    0.0000E+00
       7.00000    0.0000E+00


    LOAD FUNCTION NUMBER   =    4
    NUMBER OF TIME POINTS  =    5

    TIME VALUE      FUNCTION

       0.00000    0.0000E+00
       3.80000    0.0000E+00
       4.00000    0.1000E+01
       4.20000    0.0000E+00
       7.00000    0.0000E+00


    LOAD FUNCTION NUMBER   =    5
    NUMBER OF TIME POINTS  =    5

    TIME VALUE      FUNCTION

       0.00000    0.0000E+00
       4.80000    0.0000E+00
       5.00000    0.1000E+01
       5.20000    0.0000E+00
```

```
   7.00000    0.0000E+00


LOAD FUNCTION NUMBER   =    6
NUMBER OF TIME POINTS  =    5

TIME VALUE      FUNCTION

   0.00000    0.0000E+00
   5.80000    0.0000E+00
   6.00000    0.1000E+01
   6.20000    0.0000E+00
   7.00000    0.0000E+00


LOAD FUNCTION NUMBER   =    7
NUMBER OF TIME POINTS  =    4

TIME VALUE      FUNCTION

   0.00000    0.0000E+00
   0.80000    0.0000E+00
   1.00000    0.1000E+01
   7.00000    0.1000E+01


LOAD FUNCTION NUMBER   =    8
NUMBER OF TIME POINTS  =    4

TIME VALUE      FUNCTION

   0.00000    0.0000E+00
   1.80000    0.0000E+00
   2.00000    0.1000E+01
   7.00000    0.1000E+01


LOAD FUNCTION NUMBER   =    9
NUMBER OF TIME POINTS  =    4

TIME VALUE      FUNCTION

   0.00000    0.0000E+00
   2.80000    0.0000E+00
   3.00000    0.1000E+01
   7.00000    0.1000E+01


LOAD FUNCTION NUMBER   =   10
NUMBER OF TIME POINTS  =    4

TIME VALUE      FUNCTION

   0.00000    0.0000E+00
   3.80000    0.0000E+00
   4.00000    0.1000E+01
   7.00000    0.1000E+01


LOAD FUNCTION NUMBER   =   11
NUMBER OF TIME POINTS  =    4

TIME VALUE      FUNCTION

   0.00000    0.0000E+00
   4.80000    0.0000E+00
   5.00000    0.1000E+01
   7.00000    0.1000E+01
```

```
     LOAD FUNCTION NUMBER   =   12
     NUMBER OF TIME POINTS  =    4

     TIME VALUE      FUNCTION

        0.00000    0.0000E+00
        5.80000    0.0000E+00
        6.00000    0.1000E+01
        7.00000    0.1000E+01


 NO. OF DISTRIBUTED LOAD CARDS     0
```

```
+-------------------------------------------------------------------------------------------------------------------------+
|                   PARATIEPLUS(TM)   NLS ENGINE RELEASE  2018.0    FULL VERSION  *Build date:Nov 13, 2017*              |
|                                                                                                                         |
|                                      NewProject.BaseDesignSection_28.A2M2R1_1213                                        |
|                                    Exe Time : 4 September 2018 18:06:52                                                 |
+-------------------------------------------------------------------------------------------------------------------------+
L O A D     B A L A N C E

STEP     1 TOTAL APPLIED LOAD IN DIR.  2  Y-DISPL.F       0.0000000
STEP     1 TOTAL APPLIED LOAD IN DIR.  4   X-ROT. F       0.0000000
STEP     1 TOTAL APPLIED LOAD IN DIR.  8  Y-DISPL.S       0.0000000
STEP     1 TOTAL APPLIED LOAD IN DIR. 10   X-ROT. S       0.0000000
STEP     1 TOTAL APPLIED LOAD IN DIR. 14  Y-FORCE         0.0000000

STEP     2 TOTAL APPLIED LOAD IN DIR.  2  Y-DISPL.F       0.0000000
STEP     2 TOTAL APPLIED LOAD IN DIR.  4   X-ROT. F       0.0000000
STEP     2 TOTAL APPLIED LOAD IN DIR.  8  Y-DISPL.S       0.0000000
STEP     2 TOTAL APPLIED LOAD IN DIR. 10   X-ROT. S       0.0000000
STEP     2 TOTAL APPLIED LOAD IN DIR. 14  Y-FORCE         0.0000000

STEP     3 TOTAL APPLIED LOAD IN DIR.  2  Y-DISPL.F       0.0000000
STEP     3 TOTAL APPLIED LOAD IN DIR.  4   X-ROT. F       0.0000000
STEP     3 TOTAL APPLIED LOAD IN DIR.  8  Y-DISPL.S       0.0000000
STEP     3 TOTAL APPLIED LOAD IN DIR. 10   X-ROT. S       0.0000000
STEP     3 TOTAL APPLIED LOAD IN DIR. 14  Y-FORCE         0.0000000

STEP     4 TOTAL APPLIED LOAD IN DIR.  2  Y-DISPL.F       0.0000000
STEP     4 TOTAL APPLIED LOAD IN DIR.  4   X-ROT. F       0.0000000
STEP     4 TOTAL APPLIED LOAD IN DIR.  8  Y-DISPL.S       0.0000000
STEP     4 TOTAL APPLIED LOAD IN DIR. 10   X-ROT. S       0.0000000
STEP     4 TOTAL APPLIED LOAD IN DIR. 14  Y-FORCE         0.0000000

STEP     5 TOTAL APPLIED LOAD IN DIR.  2  Y-DISPL.F       0.0000000
STEP     5 TOTAL APPLIED LOAD IN DIR.  4   X-ROT. F       0.0000000
STEP     5 TOTAL APPLIED LOAD IN DIR.  8  Y-DISPL.S       0.0000000
STEP     5 TOTAL APPLIED LOAD IN DIR. 10   X-ROT. S       0.0000000
STEP     5 TOTAL APPLIED LOAD IN DIR. 14  Y-FORCE         0.0000000

STEP     6 TOTAL APPLIED LOAD IN DIR.  2  Y-DISPL.F       0.0000000
STEP     6 TOTAL APPLIED LOAD IN DIR.  4   X-ROT. F       0.0000000
STEP     6 TOTAL APPLIED LOAD IN DIR.  8  Y-DISPL.S       0.0000000
STEP     6 TOTAL APPLIED LOAD IN DIR. 10   X-ROT. S       0.0000000
STEP     6 TOTAL APPLIED LOAD IN DIR. 14  Y-FORCE         0.0000000


                    LOAD INPUT SECTION COMPLETED
```

```
+-----------------------------------------------------------------------------------------------------------------------+
|                  PARATIEPLUS(TM)   NLS ENGINE RELEASE  2018.0    FULL VERSION  *Build date:Nov 13, 2017*              |
|                                                                                                                       |
|                                     NewProject.BaseDesignSection_28.A2M2R1_1213                                       |
|                                 Exe Time : 4 September 2018 18:06:52                                                  |
+-----------------------------------------------------------------------------------------------------------------------+


NO. OF LAYERS ................................    3
NO. OF DATA PER LAYER.........................  100
```

```
+-------------------------------------------------------------------------------------------------------------------------+
|                   PARATIEPLUS(TM)   NLS ENGINE RELEASE  2018.0    FULL VERSION  *Build date:Nov 13, 2017*              |
|                                                                                                                         |
|                                     NewProject.BaseDesignSection_28.A2M2R1_1213                                         |
|                                  Exe Time : 4 September 2018 18:06:52                                                   |
+-------------------------------------------------------------------------------------------------------------------------+

LAYER DESCRIPTORS FOR STEP NO.    1


 NON ZERO LAYER DESCRIPTORS FOR LAYER NO.    1 FOR STEP NO.    1

ITEM NO.   1<NAME    >=  16.000     (BOTH WALLS)
ITEM NO.   2<NATURE  >=  1.0000     (BOTH WALLS)
ITEM NO.   3<LEVEL   >=  3.0000     (BOTH WALLS)
ITEM NO.   4<WALL    >=  1.0000     (BOTH WALLS)
ITEM NO.   5<GAMMAD  >=  19.000     (BOTH WALLS)
ITEM NO.   6<GAMMAB  >=  10.000     (BOTH WALLS)
ITEM NO.   7<GAMMAW  >=  10.000     (BOTH WALLS)
ITEM NO.   9<U-FRICT >=  32.010     WALL NO.        1
ITEM NO.   9<U-FRICT >=  38.000     WALL NO.        2
ITEM NO.  10<U-KA    >= 0.30700     WALL NO.        1
ITEM NO.  11<U-KP    >=  4.8470     WALL NO.        1
ITEM NO.  12<K0-NC   >= 0.50000     (BOTH WALLS)
ITEM NO.  13<NEXP    >= 0.50000     (BOTH WALLS)
ITEM NO.  14<OCR     >=  1.0000     (BOTH WALLS)
ITEM NO.  16<MODEL   >=  1.0000     (BOTH WALLS)
ITEM NO.  17<EVC     >=  15000.     (BOTH WALLS)
ITEM NO.  18<EUR     >=  45000.     (BOTH WALLS)
ITEM NO.  27<U-PERM  >= 0.10000E-03 (BOTH WALLS)
ITEM NO.  52<D-NATURE>=  1.0000     (BOTH WALLS)
ITEM NO.  53<D-LEVEL >=  0.0000     (BOTH WALLS)
ITEM NO.  59<D-FRICT >=  32.010     WALL NO.        1
ITEM NO.  59<D-FRICT >=  38.000     WALL NO.        2
ITEM NO.  60<D-KA    >= 0.30700     WALL NO.        1
ITEM NO.  61<D-KP    >=  4.8470     WALL NO.        1
ITEM NO.  77<D-PERM  >= 0.10000E-03 (BOTH WALLS)

 NON ZERO LAYER DESCRIPTORS FOR LAYER NO.    2 FOR STEP NO.    1

ITEM NO.   1<NAME    >=  17.000     (BOTH WALLS)
ITEM NO.   2<NATURE  >=  1.0000     (BOTH WALLS)
ITEM NO.   3<LEVEL   >=  0.0000     (BOTH WALLS)
ITEM NO.   4<WALL    >=  1.0000     (BOTH WALLS)
ITEM NO.   5<GAMMAD  >=  16.000     (BOTH WALLS)
ITEM NO.   6<GAMMAB  >=  6.0000     (BOTH WALLS)
ITEM NO.   7<GAMMAW  >=  10.000     (BOTH WALLS)
ITEM NO.   9<U-FRICT >=  24.790     WALL NO.        1
ITEM NO.   9<U-FRICT >=  30.000     WALL NO.        2
ITEM NO.  10<U-KA    >= 0.40900     WALL NO.        1
ITEM NO.  11<U-KP    >=  3.1850     WALL NO.        1
ITEM NO.  12<K0-NC   >= 0.50000     (BOTH WALLS)
ITEM NO.  13<NEXP    >= 0.50000     (BOTH WALLS)
ITEM NO.  14<OCR     >=  1.0000     (BOTH WALLS)
ITEM NO.  16<MODEL   >=  1.0000     (BOTH WALLS)
ITEM NO.  17<EVC     >=  30000.     (BOTH WALLS)
ITEM NO.  18<EUR     >=  48000.     (BOTH WALLS)
ITEM NO.  27<U-PERM  >= 0.10000E-04 (BOTH WALLS)
ITEM NO.  52<D-NATURE>=  1.0000     (BOTH WALLS)
ITEM NO.  53<D-LEVEL >=  0.0000     (BOTH WALLS)
ITEM NO.  59<D-FRICT >=  24.790     WALL NO.        1
ITEM NO.  59<D-FRICT >=  30.000     WALL NO.        2
ITEM NO.  60<D-KA    >= 0.40900     WALL NO.        1
ITEM NO.  61<D-KP    >=  3.1850     WALL NO.        1
ITEM NO.  77<D-PERM  >= 0.10000E-04 (BOTH WALLS)

 NON ZERO LAYER DESCRIPTORS FOR LAYER NO.    3 FOR STEP NO.    1

ITEM NO.   1<NAME    >=  18.000     (BOTH WALLS)
ITEM NO.   2<NATURE  >=  1.0000     (BOTH WALLS)
ITEM NO.   3<LEVEL   >= -5.0000     (BOTH WALLS)
```

```
ITEM NO.   4<WALL    >=  1.0000     (BOTH WALLS)
ITEM NO.   5<GAMMAD  >=  16.000     (BOTH WALLS)
ITEM NO.   6<GAMMAB  >=  6.0000     (BOTH WALLS)
ITEM NO.   7<GAMMAW  >=  10.000     (BOTH WALLS)
ITEM NO.   8<U-COHE  >= 0.80000     WALL NO.        1
ITEM NO.   8<U-COHE  >=  1.0000     WALL NO.        2
ITEM NO.   9<U-FRICT >=  27.450     WALL NO.        1
ITEM NO.   9<U-FRICT >=  33.000     WALL NO.        2
ITEM NO.  10<U-KA    >= 0.36900     WALL NO.        1
ITEM NO.  11<U-KP    >=  4.1260     WALL NO.        1
ITEM NO.  12<K0-NC   >= 0.50000     (BOTH WALLS)
ITEM NO.  13<NEXP    >= 0.50000     (BOTH WALLS)
ITEM NO.  14<OCR     >=  1.0000     (BOTH WALLS)
ITEM NO.  16<MODEL   >=  1.0000     (BOTH WALLS)
ITEM NO.  17<EVC     >=  68000.     (BOTH WALLS)
ITEM NO.  18<EUR     >= 0.10880E+06 (BOTH WALLS)
ITEM NO.  27<U-PERM  >= 0.10000E-04 (BOTH WALLS)
ITEM NO.  52<D-NATURE>=  1.0000     (BOTH WALLS)
ITEM NO.  53<D-LEVEL >=  0.0000     (BOTH WALLS)
ITEM NO.  58<D-COHE  >= 0.80000     WALL NO.        1
ITEM NO.  58<D-COHE  >=  1.0000     WALL NO.        2
ITEM NO.  59<D-FRICT >=  27.450     WALL NO.        1
ITEM NO.  59<D-FRICT >=  33.000     WALL NO.        2
ITEM NO.  60<D-KA    >= 0.36900     WALL NO.        1
ITEM NO.  61<D-KP    >=  3.6950     WALL NO.        1
ITEM NO.  77<D-PERM  >= 0.10000E-04 (BOTH WALLS)

LAYER DESCRIPTORS FOR STEP NO.    2


 NON ZERO LAYER DESCRIPTORS FOR LAYER NO.    1 FOR STEP NO.    2

ITEM NO.   1<NAME    >=  16.000     (BOTH WALLS)
ITEM NO.   2<NATURE  >=  1.0000     (BOTH WALLS)
ITEM NO.   3<LEVEL   >=  3.0000     (BOTH WALLS)
ITEM NO.   4<WALL    >=  1.0000     (BOTH WALLS)
ITEM NO.   5<GAMMAD  >=  19.000     (BOTH WALLS)
ITEM NO.   6<GAMMAB  >=  10.000     (BOTH WALLS)
ITEM NO.   7<GAMMAW  >=  10.000     (BOTH WALLS)
ITEM NO.   9<U-FRICT >=  32.010     WALL NO.        1
ITEM NO.   9<U-FRICT >=  38.000     WALL NO.        2
ITEM NO.  10<U-KA    >= 0.30700     WALL NO.        1
ITEM NO.  11<U-KP    >=  4.8470     WALL NO.        1
ITEM NO.  12<K0-NC   >= 0.50000     (BOTH WALLS)
ITEM NO.  13<NEXP    >= 0.50000     (BOTH WALLS)
ITEM NO.  14<OCR     >=  1.0000     (BOTH WALLS)
ITEM NO.  16<MODEL   >=  1.0000     (BOTH WALLS)
ITEM NO.  17<EVC     >=  15000.     (BOTH WALLS)
ITEM NO.  18<EUR     >=  45000.     (BOTH WALLS)
ITEM NO.  27<U-PERM  >= 0.10000E-03 (BOTH WALLS)
ITEM NO.  52<D-NATURE>=  1.0000     (BOTH WALLS)
ITEM NO.  53<D-LEVEL >=  0.0000     (BOTH WALLS)
ITEM NO.  59<D-FRICT >=  32.010     WALL NO.        1
ITEM NO.  59<D-FRICT >=  38.000     WALL NO.        2
ITEM NO.  60<D-KA    >= 0.30700     WALL NO.        1
ITEM NO.  61<D-KP    >=  4.8470     WALL NO.        1
ITEM NO.  77<D-PERM  >= 0.10000E-03 (BOTH WALLS)

 NON ZERO LAYER DESCRIPTORS FOR LAYER NO.    2 FOR STEP NO.    2

ITEM NO.   1<NAME    >=  17.000     (BOTH WALLS)
ITEM NO.   2<NATURE  >=  1.0000     (BOTH WALLS)
ITEM NO.   3<LEVEL   >=  0.0000     (BOTH WALLS)
ITEM NO.   4<WALL    >=  1.0000     (BOTH WALLS)
ITEM NO.   5<GAMMAD  >=  16.000     (BOTH WALLS)
ITEM NO.   6<GAMMAB  >=  6.0000     (BOTH WALLS)
ITEM NO.   7<GAMMAW  >=  10.000     (BOTH WALLS)
ITEM NO.   9<U-FRICT >=  24.790     WALL NO.        1
ITEM NO.   9<U-FRICT >=  30.000     WALL NO.        2
ITEM NO.  10<U-KA    >= 0.40900     WALL NO.        1
ITEM NO.  11<U-KP    >=  3.1850     WALL NO.        1
ITEM NO.  12<K0-NC   >= 0.50000     (BOTH WALLS)
ITEM NO.  13<NEXP    >= 0.50000     (BOTH WALLS)
ITEM NO.  14<OCR     >=  1.0000     (BOTH WALLS)
```

```
ITEM NO.  16<MODEL   >=  1.0000     (BOTH WALLS)
ITEM NO.  17<EVC     >=  30000.     (BOTH WALLS)
ITEM NO.  18<EUR     >=  48000.     (BOTH WALLS)
ITEM NO.  27<U-PERM  >= 0.10000E-04 (BOTH WALLS)
ITEM NO.  52<D-NATURE>=  1.0000     (BOTH WALLS)
ITEM NO.  53<D-LEVEL >=  0.0000     (BOTH WALLS)
ITEM NO.  59<D-FRICT >=  24.790     WALL NO.        1
ITEM NO.  59<D-FRICT >=  30.000     WALL NO.        2
ITEM NO.  60<D-KA    >= 0.40900     WALL NO.        1
ITEM NO.  61<D-KP    >=  3.1850     WALL NO.        1
ITEM NO.  77<D-PERM  >= 0.10000E-04 (BOTH WALLS)

 NON ZERO LAYER DESCRIPTORS FOR LAYER NO.    3 FOR STEP NO.    2

ITEM NO.   1<NAME    >=  18.000     (BOTH WALLS)
ITEM NO.   2<NATURE  >=  1.0000     (BOTH WALLS)
ITEM NO.   3<LEVEL   >= -5.0000     (BOTH WALLS)
ITEM NO.   4<WALL    >=  1.0000     (BOTH WALLS)
ITEM NO.   5<GAMMAD  >=  16.000     (BOTH WALLS)
ITEM NO.   6<GAMMAB  >=  6.0000     (BOTH WALLS)
ITEM NO.   7<GAMMAW  >=  10.000     (BOTH WALLS)
ITEM NO.   8<U-COHE  >= 0.80000     WALL NO.        1
ITEM NO.   8<U-COHE  >=  1.0000     WALL NO.        2
ITEM NO.   9<U-FRICT >=  27.450     WALL NO.        1
ITEM NO.   9<U-FRICT >=  33.000     WALL NO.        2
ITEM NO.  10<U-KA    >= 0.36900     WALL NO.        1
ITEM NO.  11<U-KP    >=  4.1260     WALL NO.        1
ITEM NO.  12<K0-NC   >= 0.50000     (BOTH WALLS)
ITEM NO.  13<NEXP    >= 0.50000     (BOTH WALLS)
ITEM NO.  14<OCR     >=  1.0000     (BOTH WALLS)
ITEM NO.  16<MODEL   >=  1.0000     (BOTH WALLS)
ITEM NO.  17<EVC     >=  68000.     (BOTH WALLS)
ITEM NO.  18<EUR     >= 0.10880E+06 (BOTH WALLS)
ITEM NO.  27<U-PERM  >= 0.10000E-04 (BOTH WALLS)
ITEM NO.  52<D-NATURE>=  1.0000     (BOTH WALLS)
ITEM NO.  53<D-LEVEL >=  0.0000     (BOTH WALLS)
ITEM NO.  58<D-COHE  >= 0.80000     WALL NO.        1
ITEM NO.  58<D-COHE  >=  1.0000     WALL NO.        2
ITEM NO.  59<D-FRICT >=  27.450     WALL NO.        1
ITEM NO.  59<D-FRICT >=  33.000     WALL NO.        2
ITEM NO.  60<D-KA    >= 0.36900     WALL NO.        1
ITEM NO.  61<D-KP    >=  3.6950     WALL NO.        1
ITEM NO.  77<D-PERM  >= 0.10000E-04 (BOTH WALLS)

LAYER DESCRIPTORS FOR STEP NO.    3


 NON ZERO LAYER DESCRIPTORS FOR LAYER NO.    1 FOR STEP NO.    3

ITEM NO.   1<NAME    >=  16.000     (BOTH WALLS)
ITEM NO.   2<NATURE  >=  1.0000     (BOTH WALLS)
ITEM NO.   3<LEVEL   >=  3.0000     (BOTH WALLS)
ITEM NO.   4<WALL    >=  1.0000     (BOTH WALLS)
ITEM NO.   5<GAMMAD  >=  19.000     (BOTH WALLS)
ITEM NO.   6<GAMMAB  >=  10.000     (BOTH WALLS)
ITEM NO.   7<GAMMAW  >=  10.000     (BOTH WALLS)
ITEM NO.   9<U-FRICT >=  32.010     WALL NO.        1
ITEM NO.   9<U-FRICT >=  38.000     WALL NO.        2
ITEM NO.  10<U-KA    >= 0.30700     WALL NO.        1
ITEM NO.  11<U-KP    >=  4.8470     WALL NO.        1
ITEM NO.  12<K0-NC   >= 0.50000     (BOTH WALLS)
ITEM NO.  13<NEXP    >= 0.50000     (BOTH WALLS)
ITEM NO.  14<OCR     >=  1.0000     (BOTH WALLS)
ITEM NO.  16<MODEL   >=  1.0000     (BOTH WALLS)
ITEM NO.  17<EVC     >=  15000.     (BOTH WALLS)
ITEM NO.  18<EUR     >=  45000.     (BOTH WALLS)
ITEM NO.  27<U-PERM  >= 0.10000E-03 (BOTH WALLS)
ITEM NO.  52<D-NATURE>=  1.0000     (BOTH WALLS)
ITEM NO.  53<D-LEVEL >=  0.0000     (BOTH WALLS)
ITEM NO.  59<D-FRICT >=  32.010     WALL NO.        1
ITEM NO.  59<D-FRICT >=  38.000     WALL NO.        2
ITEM NO.  60<D-KA    >= 0.30700     WALL NO.        1
ITEM NO.  61<D-KP    >=  4.8470     WALL NO.        1
ITEM NO.  77<D-PERM  >= 0.10000E-03 (BOTH WALLS)
```

```
 NON ZERO LAYER DESCRIPTORS FOR LAYER NO.    2 FOR STEP NO.    3

ITEM NO.   1<NAME    >=  17.000     (BOTH WALLS)
ITEM NO.   2<NATURE  >=  1.0000     (BOTH WALLS)
ITEM NO.   3<LEVEL   >=  0.0000     (BOTH WALLS)
ITEM NO.   4<WALL    >=  1.0000     (BOTH WALLS)
ITEM NO.   5<GAMMAD  >=  16.000     (BOTH WALLS)
ITEM NO.   6<GAMMAB  >=  6.0000     (BOTH WALLS)
ITEM NO.   7<GAMMAW  >=  10.000     (BOTH WALLS)
ITEM NO.   9<U-FRICT >=  24.790     WALL NO.        1
ITEM NO.   9<U-FRICT >=  30.000     WALL NO.        2
ITEM NO.  10<U-KA    >= 0.40900     WALL NO.        1
ITEM NO.  11<U-KP    >=  3.1850     WALL NO.        1
ITEM NO.  12<K0-NC   >= 0.50000     (BOTH WALLS)
ITEM NO.  13<NEXP    >= 0.50000     (BOTH WALLS)
ITEM NO.  14<OCR     >=  1.0000     (BOTH WALLS)
ITEM NO.  16<MODEL   >=  1.0000     (BOTH WALLS)
ITEM NO.  17<EVC     >=  30000.     (BOTH WALLS)
ITEM NO.  18<EUR     >=  48000.     (BOTH WALLS)
ITEM NO.  27<U-PERM  >= 0.10000E-04 (BOTH WALLS)
ITEM NO.  52<D-NATURE>=  1.0000     (BOTH WALLS)
ITEM NO.  53<D-LEVEL >=  0.0000     (BOTH WALLS)
ITEM NO.  59<D-FRICT >=  24.790     WALL NO.        1
ITEM NO.  59<D-FRICT >=  30.000     WALL NO.        2
ITEM NO.  60<D-KA    >= 0.40900     WALL NO.        1
ITEM NO.  61<D-KP    >=  3.1850     WALL NO.        1
ITEM NO.  77<D-PERM  >= 0.10000E-04 (BOTH WALLS)

 NON ZERO LAYER DESCRIPTORS FOR LAYER NO.    3 FOR STEP NO.    3

ITEM NO.   1<NAME    >=  18.000     (BOTH WALLS)
ITEM NO.   2<NATURE  >=  1.0000     (BOTH WALLS)
ITEM NO.   3<LEVEL   >= -5.0000     (BOTH WALLS)
ITEM NO.   4<WALL    >=  1.0000     (BOTH WALLS)
ITEM NO.   5<GAMMAD  >=  16.000     (BOTH WALLS)
ITEM NO.   6<GAMMAB  >=  6.0000     (BOTH WALLS)
ITEM NO.   7<GAMMAW  >=  10.000     (BOTH WALLS)
ITEM NO.   8<U-COHE  >= 0.80000     WALL NO.        1
ITEM NO.   8<U-COHE  >=  1.0000     WALL NO.        2
ITEM NO.   9<U-FRICT >=  27.450     WALL NO.        1
ITEM NO.   9<U-FRICT >=  33.000     WALL NO.        2
ITEM NO.  10<U-KA    >= 0.36900     WALL NO.        1
ITEM NO.  11<U-KP    >=  4.1260     WALL NO.        1
ITEM NO.  12<K0-NC   >= 0.50000     (BOTH WALLS)
ITEM NO.  13<NEXP    >= 0.50000     (BOTH WALLS)
ITEM NO.  14<OCR     >=  1.0000     (BOTH WALLS)
ITEM NO.  16<MODEL   >=  1.0000     (BOTH WALLS)
ITEM NO.  17<EVC     >=  68000.     (BOTH WALLS)
ITEM NO.  18<EUR     >= 0.10880E+06 (BOTH WALLS)
ITEM NO.  27<U-PERM  >= 0.10000E-04 (BOTH WALLS)
ITEM NO.  52<D-NATURE>=  1.0000     (BOTH WALLS)
ITEM NO.  53<D-LEVEL >=  0.0000     (BOTH WALLS)
ITEM NO.  58<D-COHE  >= 0.80000     WALL NO.        1
ITEM NO.  58<D-COHE  >=  1.0000     WALL NO.        2
ITEM NO.  59<D-FRICT >=  27.450     WALL NO.        1
ITEM NO.  59<D-FRICT >=  33.000     WALL NO.        2
ITEM NO.  60<D-KA    >= 0.36900     WALL NO.        1
ITEM NO.  61<D-KP    >=  3.6950     WALL NO.        1
ITEM NO.  77<D-PERM  >= 0.10000E-04 (BOTH WALLS)

LAYER DESCRIPTORS FOR STEP NO.    4

 NON ZERO LAYER DESCRIPTORS FOR LAYER NO.    1 FOR STEP NO.    4

ITEM NO.   1<NAME    >=  16.000     (BOTH WALLS)
ITEM NO.   2<NATURE  >=  1.0000     (BOTH WALLS)
ITEM NO.   3<LEVEL   >=  3.0000     (BOTH WALLS)
ITEM NO.   4<WALL    >=  1.0000     (BOTH WALLS)
ITEM NO.   5<GAMMAD  >=  19.000     (BOTH WALLS)
ITEM NO.   6<GAMMAB  >=  10.000     (BOTH WALLS)
ITEM NO.   7<GAMMAW  >=  10.000     (BOTH WALLS)
ITEM NO.   9<U-FRICT >=  32.010     WALL NO.        1
```

```
ITEM NO.   9<U-FRICT >=  38.000     WALL NO.        2
ITEM NO.  10<U-KA    >= 0.30700     WALL NO.        1
ITEM NO.  11<U-KP    >=  4.8470     WALL NO.        1
ITEM NO.  12<K0-NC   >= 0.50000     (BOTH WALLS)
ITEM NO.  13<NEXP    >= 0.50000     (BOTH WALLS)
ITEM NO.  14<OCR     >=  1.0000     (BOTH WALLS)
ITEM NO.  16<MODEL   >=  1.0000     (BOTH WALLS)
ITEM NO.  17<EVC     >=  15000.     (BOTH WALLS)
ITEM NO.  18<EUR     >=  45000.     (BOTH WALLS)
ITEM NO.  27<U-PERM  >= 0.10000E-03 (BOTH WALLS)
ITEM NO.  52<D-NATURE>=  1.0000     (BOTH WALLS)
ITEM NO.  53<D-LEVEL >=  0.0000     (BOTH WALLS)
ITEM NO.  59<D-FRICT >=  32.010     WALL NO.        1
ITEM NO.  59<D-FRICT >=  38.000     WALL NO.        2
ITEM NO.  60<D-KA    >= 0.30700     WALL NO.        1
ITEM NO.  61<D-KP    >=  4.8470     WALL NO.        1
ITEM NO.  77<D-PERM  >= 0.10000E-03 (BOTH WALLS)

 NON ZERO LAYER DESCRIPTORS FOR LAYER NO.    2 FOR STEP NO.    4

ITEM NO.   1<NAME    >=  17.000     (BOTH WALLS)
ITEM NO.   2<NATURE  >=  1.0000     (BOTH WALLS)
ITEM NO.   3<LEVEL   >=  0.0000     (BOTH WALLS)
ITEM NO.   4<WALL    >=  1.0000     (BOTH WALLS)
ITEM NO.   5<GAMMAD  >=  16.000     (BOTH WALLS)
ITEM NO.   6<GAMMAB  >=  6.0000     (BOTH WALLS)
ITEM NO.   7<GAMMAW  >=  10.000     (BOTH WALLS)
ITEM NO.   9<U-FRICT >=  24.790     WALL NO.        1
ITEM NO.   9<U-FRICT >=  30.000     WALL NO.        2
ITEM NO.  10<U-KA    >= 0.40900     WALL NO.        1
ITEM NO.  11<U-KP    >=  3.1850     WALL NO.        1
ITEM NO.  12<K0-NC   >= 0.50000     (BOTH WALLS)
ITEM NO.  13<NEXP    >= 0.50000     (BOTH WALLS)
ITEM NO.  14<OCR     >=  1.0000     (BOTH WALLS)
ITEM NO.  16<MODEL   >=  1.0000     (BOTH WALLS)
ITEM NO.  17<EVC     >=  30000.     (BOTH WALLS)
ITEM NO.  18<EUR     >=  48000.     (BOTH WALLS)
ITEM NO.  27<U-PERM  >= 0.10000E-04 (BOTH WALLS)
ITEM NO.  52<D-NATURE>=  1.0000     (BOTH WALLS)
ITEM NO.  53<D-LEVEL >=  0.0000     (BOTH WALLS)
ITEM NO.  59<D-FRICT >=  24.790     WALL NO.        1
ITEM NO.  59<D-FRICT >=  30.000     WALL NO.        2
ITEM NO.  60<D-KA    >= 0.40900     WALL NO.        1
ITEM NO.  61<D-KP    >=  3.1850     WALL NO.        1
ITEM NO.  77<D-PERM  >= 0.10000E-04 (BOTH WALLS)

 NON ZERO LAYER DESCRIPTORS FOR LAYER NO.    3 FOR STEP NO.    4

ITEM NO.   1<NAME    >=  18.000     (BOTH WALLS)
ITEM NO.   2<NATURE  >=  1.0000     (BOTH WALLS)
ITEM NO.   3<LEVEL   >= -5.0000     (BOTH WALLS)
ITEM NO.   4<WALL    >=  1.0000     (BOTH WALLS)
ITEM NO.   5<GAMMAD  >=  16.000     (BOTH WALLS)
ITEM NO.   6<GAMMAB  >=  6.0000     (BOTH WALLS)
ITEM NO.   7<GAMMAW  >=  10.000     (BOTH WALLS)
ITEM NO.   8<U-COHE  >= 0.80000     WALL NO.        1
ITEM NO.   8<U-COHE  >=  1.0000     WALL NO.        2
ITEM NO.   9<U-FRICT >=  27.450     WALL NO.        1
ITEM NO.   9<U-FRICT >=  33.000     WALL NO.        2
ITEM NO.  10<U-KA    >= 0.36900     WALL NO.        1
ITEM NO.  11<U-KP    >=  4.1260     WALL NO.        1
ITEM NO.  12<K0-NC   >= 0.50000     (BOTH WALLS)
ITEM NO.  13<NEXP    >= 0.50000     (BOTH WALLS)
ITEM NO.  14<OCR     >=  1.0000     (BOTH WALLS)
ITEM NO.  16<MODEL   >=  1.0000     (BOTH WALLS)
ITEM NO.  17<EVC     >=  68000.     (BOTH WALLS)
ITEM NO.  18<EUR     >= 0.10880E+06 (BOTH WALLS)
ITEM NO.  27<U-PERM  >= 0.10000E-04 (BOTH WALLS)
ITEM NO.  52<D-NATURE>=  1.0000     (BOTH WALLS)
ITEM NO.  53<D-LEVEL >=  0.0000     (BOTH WALLS)
ITEM NO.  58<D-COHE  >= 0.80000     WALL NO.        1
ITEM NO.  58<D-COHE  >=  1.0000     WALL NO.        2
ITEM NO.  59<D-FRICT >=  27.450     WALL NO.        1
ITEM NO.  59<D-FRICT >=  33.000     WALL NO.        2
```

```
ITEM NO.  60<D-KA    >= 0.36900     WALL NO.        1
ITEM NO.  61<D-KP    >=  3.6950     WALL NO.        1
ITEM NO.  77<D-PERM  >= 0.10000E-04 (BOTH WALLS)

LAYER DESCRIPTORS FOR STEP NO.    5


 NON ZERO LAYER DESCRIPTORS FOR LAYER NO.    1 FOR STEP NO.    5

ITEM NO.   1<NAME    >=  16.000     (BOTH WALLS)
ITEM NO.   2<NATURE  >=  1.0000     (BOTH WALLS)
ITEM NO.   3<LEVEL   >=  3.0000     (BOTH WALLS)
ITEM NO.   4<WALL    >=  1.0000     (BOTH WALLS)
ITEM NO.   5<GAMMAD  >=  19.000     (BOTH WALLS)
ITEM NO.   6<GAMMAB  >=  10.000     (BOTH WALLS)
ITEM NO.   7<GAMMAW  >=  10.000     (BOTH WALLS)
ITEM NO.   9<U-FRICT >=  32.010     WALL NO.        1
ITEM NO.   9<U-FRICT >=  38.000     WALL NO.        2
ITEM NO.  10<U-KA    >= 0.30700     WALL NO.        1
ITEM NO.  11<U-KP    >=  4.8470     WALL NO.        1
ITEM NO.  12<K0-NC   >= 0.50000     (BOTH WALLS)
ITEM NO.  13<NEXP    >= 0.50000     (BOTH WALLS)
ITEM NO.  14<OCR     >=  1.0000     (BOTH WALLS)
ITEM NO.  16<MODEL   >=  1.0000     (BOTH WALLS)
ITEM NO.  17<EVC     >=  15000.     (BOTH WALLS)
ITEM NO.  18<EUR     >=  45000.     (BOTH WALLS)
ITEM NO.  27<U-PERM  >= 0.10000E-03 (BOTH WALLS)
ITEM NO.  52<D-NATURE>=  1.0000     (BOTH WALLS)
ITEM NO.  53<D-LEVEL >=  0.0000     (BOTH WALLS)
ITEM NO.  59<D-FRICT >=  32.010     WALL NO.        1
ITEM NO.  59<D-FRICT >=  38.000     WALL NO.        2
ITEM NO.  60<D-KA    >= 0.30700     WALL NO.        1
ITEM NO.  61<D-KP    >=  4.8470     WALL NO.        1
ITEM NO.  77<D-PERM  >= 0.10000E-03 (BOTH WALLS)

 NON ZERO LAYER DESCRIPTORS FOR LAYER NO.    2 FOR STEP NO.    5

ITEM NO.   1<NAME    >=  17.000     (BOTH WALLS)
ITEM NO.   2<NATURE  >=  1.0000     (BOTH WALLS)
ITEM NO.   3<LEVEL   >=  0.0000     (BOTH WALLS)
ITEM NO.   4<WALL    >=  1.0000     (BOTH WALLS)
ITEM NO.   5<GAMMAD  >=  16.000     (BOTH WALLS)
ITEM NO.   6<GAMMAB  >=  6.0000     (BOTH WALLS)
ITEM NO.   7<GAMMAW  >=  10.000     (BOTH WALLS)
ITEM NO.   9<U-FRICT >=  24.790     WALL NO.        1
ITEM NO.   9<U-FRICT >=  30.000     WALL NO.        2
ITEM NO.  10<U-KA    >= 0.40900     WALL NO.        1
ITEM NO.  11<U-KP    >=  3.1850     WALL NO.        1
ITEM NO.  12<K0-NC   >= 0.50000     (BOTH WALLS)
ITEM NO.  13<NEXP    >= 0.50000     (BOTH WALLS)
ITEM NO.  14<OCR     >=  1.0000     (BOTH WALLS)
ITEM NO.  16<MODEL   >=  1.0000     (BOTH WALLS)
ITEM NO.  17<EVC     >=  30000.     (BOTH WALLS)
ITEM NO.  18<EUR     >=  48000.     (BOTH WALLS)
ITEM NO.  27<U-PERM  >= 0.10000E-04 (BOTH WALLS)
ITEM NO.  52<D-NATURE>=  1.0000     (BOTH WALLS)
ITEM NO.  53<D-LEVEL >=  0.0000     (BOTH WALLS)
ITEM NO.  59<D-FRICT >=  24.790     WALL NO.        1
ITEM NO.  59<D-FRICT >=  30.000     WALL NO.        2
ITEM NO.  60<D-KA    >= 0.40900     WALL NO.        1
ITEM NO.  61<D-KP    >=  3.1850     WALL NO.        1
ITEM NO.  77<D-PERM  >= 0.10000E-04 (BOTH WALLS)

 NON ZERO LAYER DESCRIPTORS FOR LAYER NO.    3 FOR STEP NO.    5

ITEM NO.   1<NAME    >=  18.000     (BOTH WALLS)
ITEM NO.   2<NATURE  >=  1.0000     (BOTH WALLS)
ITEM NO.   3<LEVEL   >= -5.0000     (BOTH WALLS)
ITEM NO.   4<WALL    >=  1.0000     (BOTH WALLS)
ITEM NO.   5<GAMMAD  >=  16.000     (BOTH WALLS)
ITEM NO.   6<GAMMAB  >=  6.0000     (BOTH WALLS)
ITEM NO.   7<GAMMAW  >=  10.000     (BOTH WALLS)
ITEM NO.   8<U-COHE  >= 0.80000     WALL NO.        1
ITEM NO.   8<U-COHE  >=  1.0000     WALL NO.        2
```

```
ITEM NO.   9<U-FRICT >=  27.450     WALL NO.        1
ITEM NO.   9<U-FRICT >=  33.000     WALL NO.        2
ITEM NO.  10<U-KA    >= 0.36900     WALL NO.        1
ITEM NO.  11<U-KP    >=  4.1260     WALL NO.        1
ITEM NO.  12<K0-NC   >= 0.50000     (BOTH WALLS)
ITEM NO.  13<NEXP    >= 0.50000     (BOTH WALLS)
ITEM NO.  14<OCR     >=  1.0000     (BOTH WALLS)
ITEM NO.  16<MODEL   >=  1.0000     (BOTH WALLS)
ITEM NO.  17<EVC     >=  68000.     (BOTH WALLS)
ITEM NO.  18<EUR     >= 0.10880E+06 (BOTH WALLS)
ITEM NO.  27<U-PERM  >= 0.10000E-04 (BOTH WALLS)
ITEM NO.  52<D-NATURE>=  1.0000     (BOTH WALLS)
ITEM NO.  53<D-LEVEL >=  0.0000     (BOTH WALLS)
ITEM NO.  58<D-COHE  >= 0.80000     WALL NO.        1
ITEM NO.  58<D-COHE  >=  1.0000     WALL NO.        2
ITEM NO.  59<D-FRICT >=  27.450     WALL NO.        1
ITEM NO.  59<D-FRICT >=  33.000     WALL NO.        2
ITEM NO.  60<D-KA    >= 0.36900     WALL NO.        1
ITEM NO.  61<D-KP    >=  3.6950     WALL NO.        1
ITEM NO.  77<D-PERM  >= 0.10000E-04 (BOTH WALLS)

LAYER DESCRIPTORS FOR STEP NO.    6


 NON ZERO LAYER DESCRIPTORS FOR LAYER NO.    1 FOR STEP NO.    6

ITEM NO.   1<NAME    >=  16.000     (BOTH WALLS)
ITEM NO.   2<NATURE  >=  1.0000     (BOTH WALLS)
ITEM NO.   3<LEVEL   >=  3.0000     (BOTH WALLS)
ITEM NO.   4<WALL    >=  1.0000     (BOTH WALLS)
ITEM NO.   5<GAMMAD  >=  19.000     (BOTH WALLS)
ITEM NO.   6<GAMMAB  >=  10.000     (BOTH WALLS)
ITEM NO.   7<GAMMAW  >=  10.000     (BOTH WALLS)
ITEM NO.   9<U-FRICT >=  32.010     WALL NO.        1
ITEM NO.   9<U-FRICT >=  38.000     WALL NO.        2
ITEM NO.  10<U-KA    >= 0.30700     WALL NO.        1
ITEM NO.  11<U-KP    >=  4.8470     WALL NO.        1
ITEM NO.  12<K0-NC   >= 0.50000     (BOTH WALLS)
ITEM NO.  13<NEXP    >= 0.50000     (BOTH WALLS)
ITEM NO.  14<OCR     >=  1.0000     (BOTH WALLS)
ITEM NO.  16<MODEL   >=  1.0000     (BOTH WALLS)
ITEM NO.  17<EVC     >=  15000.     (BOTH WALLS)
ITEM NO.  18<EUR     >=  45000.     (BOTH WALLS)
ITEM NO.  27<U-PERM  >= 0.10000E-03 (BOTH WALLS)
ITEM NO.  52<D-NATURE>=  1.0000     (BOTH WALLS)
ITEM NO.  53<D-LEVEL >=  0.0000     (BOTH WALLS)
ITEM NO.  59<D-FRICT >=  32.010     WALL NO.        1
ITEM NO.  59<D-FRICT >=  38.000     WALL NO.        2
ITEM NO.  60<D-KA    >= 0.30700     WALL NO.        1
ITEM NO.  61<D-KP    >=  4.8470     WALL NO.        1
ITEM NO.  77<D-PERM  >= 0.10000E-03 (BOTH WALLS)

 NON ZERO LAYER DESCRIPTORS FOR LAYER NO.    2 FOR STEP NO.    6

ITEM NO.   1<NAME    >=  17.000     (BOTH WALLS)
ITEM NO.   2<NATURE  >=  1.0000     (BOTH WALLS)
ITEM NO.   3<LEVEL   >=  0.0000     (BOTH WALLS)
ITEM NO.   4<WALL    >=  1.0000     (BOTH WALLS)
ITEM NO.   5<GAMMAD  >=  16.000     (BOTH WALLS)
ITEM NO.   6<GAMMAB  >=  6.0000     (BOTH WALLS)
ITEM NO.   7<GAMMAW  >=  10.000     (BOTH WALLS)
ITEM NO.   9<U-FRICT >=  24.790     WALL NO.        1
ITEM NO.   9<U-FRICT >=  30.000     WALL NO.        2
ITEM NO.  10<U-KA    >= 0.40900     WALL NO.        1
ITEM NO.  11<U-KP    >=  3.1850     WALL NO.        1
ITEM NO.  12<K0-NC   >= 0.50000     (BOTH WALLS)
ITEM NO.  13<NEXP    >= 0.50000     (BOTH WALLS)
ITEM NO.  14<OCR     >=  1.0000     (BOTH WALLS)
ITEM NO.  16<MODEL   >=  1.0000     (BOTH WALLS)
ITEM NO.  17<EVC     >=  30000.     (BOTH WALLS)
ITEM NO.  18<EUR     >=  48000.     (BOTH WALLS)
ITEM NO.  27<U-PERM  >= 0.10000E-04 (BOTH WALLS)
ITEM NO.  52<D-NATURE>=  1.0000     (BOTH WALLS)
ITEM NO.  53<D-LEVEL >=  0.0000     (BOTH WALLS)
```

```
ITEM NO.  59<D-FRICT >=  24.790     WALL NO.        1
ITEM NO.  59<D-FRICT >=  30.000     WALL NO.        2
ITEM NO.  60<D-KA    >= 0.40900     WALL NO.        1
ITEM NO.  61<D-KP    >=  3.1850     WALL NO.        1
ITEM NO.  77<D-PERM  >= 0.10000E-04 (BOTH WALLS)

 NON ZERO LAYER DESCRIPTORS FOR LAYER NO.    3 FOR STEP NO.    6

ITEM NO.   1<NAME    >=  18.000     (BOTH WALLS)
ITEM NO.   2<NATURE  >=  1.0000     (BOTH WALLS)
ITEM NO.   3<LEVEL   >= -5.0000     (BOTH WALLS)
ITEM NO.   4<WALL    >=  1.0000     (BOTH WALLS)
ITEM NO.   5<GAMMAD  >=  16.000     (BOTH WALLS)
ITEM NO.   6<GAMMAB  >=  6.0000     (BOTH WALLS)
ITEM NO.   7<GAMMAW  >=  10.000     (BOTH WALLS)
ITEM NO.   8<U-COHE  >= 0.80000     WALL NO.        1
ITEM NO.   8<U-COHE  >=  1.0000     WALL NO.        2
ITEM NO.   9<U-FRICT >=  27.450     WALL NO.        1
ITEM NO.   9<U-FRICT >=  33.000     WALL NO.        2
ITEM NO.  10<U-KA    >= 0.36900     WALL NO.        1
ITEM NO.  11<U-KP    >=  4.1260     WALL NO.        1
ITEM NO.  12<K0-NC   >= 0.50000     (BOTH WALLS)
ITEM NO.  13<NEXP    >= 0.50000     (BOTH WALLS)
ITEM NO.  14<OCR     >=  1.0000     (BOTH WALLS)
ITEM NO.  16<MODEL   >=  1.0000     (BOTH WALLS)
ITEM NO.  17<EVC     >=  68000.     (BOTH WALLS)
ITEM NO.  18<EUR     >= 0.10880E+06 (BOTH WALLS)
ITEM NO.  27<U-PERM  >= 0.10000E-04 (BOTH WALLS)
ITEM NO.  52<D-NATURE>=  1.0000     (BOTH WALLS)
ITEM NO.  53<D-LEVEL >=  0.0000     (BOTH WALLS)
ITEM NO.  58<D-COHE  >= 0.80000     WALL NO.        1
ITEM NO.  58<D-COHE  >=  1.0000     WALL NO.        2
ITEM NO.  59<D-FRICT >=  27.450     WALL NO.        1
ITEM NO.  59<D-FRICT >=  33.000     WALL NO.        2
ITEM NO.  60<D-KA    >= 0.36900     WALL NO.        1
ITEM NO.  61<D-KP    >=  3.6950     WALL NO.        1
ITEM NO.  77<D-PERM  >= 0.10000E-04 (BOTH WALLS)


DEFAULT WATER UNIT WEIGHT =  10.000
AVERAGED ON    18 VALUES
```

```
+-----------------------------------------------------------------------------------------------------------------------+
|                   PARATIEPLUS(TM)   NLS ENGINE RELEASE  2018.0    FULL VERSION  *Build date:Nov 13, 2017*              |
|                                                                                                                       |
|                                      NewProject.BaseDesignSection_28.A2M2R1_1213                                      |
|                                  Exe Time : 4 September 2018 18:06:52                                                 |
+-----------------------------------------------------------------------------------------------------------------------+

PHASE DESCRIPTORS


STEP  NO.     1
                                        LEFT WALL    RIGHT WALL
Y                                        0.000       -0.9990E+30
Z-PC                                     0.000         0.000
Z-EXCAVATION                             0.000         0.000
Z-WATER_TABLE                           -18.00       -0.9990E+30
Q_AT_THE_FREE_FIELD_LEVEL                0.000         0.000
ZQ                                       0.000         0.000
DZW_OF_THE_WATER_TABLE                   0.000         0.000
QS_ON_THE_EXCAVATION_SIDE                0.000         0.000
ZQS                                    -0.9990E+30   -0.9990E+30
ZCUT                                     0.000         0.000
BALANCE LEVEL FOR PORE PRESSURES        -15.50        -15.50
WATER_BEHAVIOUR_FLAG (LINING OPT)        0.000         0.000
PORE_UPDATE_FLAG                         0.000         0.000
PORE_TAB. _FLAG (gt.0= use tabs)         0.000         0.000
lateral thrusts reduction elevatio       0.000         0.000
Downhill reduction factor for effe       0.000         0.000
Downhill reduction factor for pore       0.000         0.000
Uphill reduction factor for effect       0.000         0.000
Uphill reduction factor for pore p       0.000         0.000
SEISMIC HORIZONTAL ACCEL. Kh [g]         0.000         0.000
UPHILL VERTICAL ACCEL.  Kv_uh [g]        0.000         0.000
DOWNHILL VERTICAL ACCEL.Kv_dh [g]        0.000         0.000
UPHILL BETA ANGLE (SLOPE) [deg]          0.000         0.000
UPHILL DELTA/PHI RATIO                   0.000         0.000
DOWNHILL BETA ANGLE (SLOPE) [deg]        0.000         0.000
DOWNHILL DELTA/PHI RATIO                 0.000         0.000
DYN.WATER BEHAVIOUR                      0.000         0.000
Excess pore pressure RATIO Ru            0.000         0.000
SEISMIC PRESSURE LOWER VALUE             0.000         0.000
SEISMIC PRESSURE UPPER VALUE             0.000         0.000
SEISMIC PRESSURE LOWER LEVEL             0.000         0.000
SEISMIC PRESSURE UPPER LEVEL             0.000         0.000

=========================================================================================================end of step    1


STEP  NO.     2
                                        LEFT WALL    RIGHT WALL
Y                                        0.000       -0.9990E+30
Z-PC                                     0.000         0.000
Z-EXCAVATION                            -1.000         0.000
Z-WATER_TABLE                           -18.00       -0.9990E+30
Q_AT_THE_FREE_FIELD_LEVEL                0.000         0.000
ZQ                                       0.000         0.000
DZW_OF_THE_WATER_TABLE                   0.000         0.000
QS_ON_THE_EXCAVATION_SIDE                0.000         0.000
ZQS                                    -0.9990E+30   -0.9990E+30
ZCUT                                     0.000         0.000
BALANCE LEVEL FOR PORE PRESSURES        -15.50        -15.50
WATER_BEHAVIOUR_FLAG (LINING OPT)        0.000         0.000
PORE_UPDATE_FLAG                         0.000         0.000
PORE_TAB. _FLAG (gt.0= use tabs)         0.000         0.000
lateral thrusts reduction elevatio       0.000         0.000
Downhill reduction factor for effe       0.000         0.000
Downhill reduction factor for pore       0.000         0.000
Uphill reduction factor for effect       0.000         0.000
Uphill reduction factor for pore p       0.000         0.000
SEISMIC HORIZONTAL ACCEL. Kh [g]         0.000         0.000
UPHILL VERTICAL ACCEL.  Kv_uh [g]        0.000         0.000
```

DOWNHILL VERTICAL ACCEL.Kv_dh [g]	0.000	0.000
UPHILL BETA ANGLE (SLOPE) [deg]	0.000	0.000
UPHILL DELTA/PHI RATIO	0.000	0.000
DOWNHILL BETA ANGLE (SLOPE) [deg]	0.000	0.000
DOWNHILL DELTA/PHI RATIO	0.000	0.000
DYN.WATER BEHAVIOUR	0.000	0.000
Excess pore pressure RATIO Ru	0.000	0.000
SEISMIC PRESSURE LOWER VALUE	0.000	0.000
SEISMIC PRESSURE UPPER VALUE	0.000	0.000
SEISMIC PRESSURE LOWER LEVEL	0.000	0.000
SEISMIC PRESSURE UPPER LEVEL	0.000	0.000

==========end of step 2

STEP NO. 3

	LEFT WALL	RIGHT WALL
Y	0.000	-0.9990E+30
Z-PC	0.000	0.000
Z-EXCAVATION	-1.000	0.000
Z-WATER_TABLE	-18.00	-0.9990E+30
Q_AT_THE_FREE_FIELD_LEVEL	0.000	0.000
ZQ	0.000	0.000
DZW_OF_THE_WATER_TABLE	0.000	0.000
QS_ON_THE_EXCAVATION_SIDE	0.000	0.000
ZQS	-0.9990E+30	-0.9990E+30
ZCUT	0.000	0.000
BALANCE LEVEL FOR PORE PRESSURES	-15.50	-15.50
WATER_BEHAVIOUR_FLAG (LINING OPT)	0.000	0.000
PORE_UPDATE_FLAG	0.000	0.000
PORE_TAB. _FLAG (gt.0= use tabs)	0.000	0.000
lateral thrusts reduction elevatio	0.000	0.000
Downhill reduction factor for effe	0.000	0.000
Downhill reduction factor for pore	0.000	0.000
Uphill reduction factor for effect	0.000	0.000
Uphill reduction factor for pore p	0.000	0.000
SEISMIC HORIZONTAL ACCEL. Kh [g]	0.000	0.000
UPHILL VERTICAL ACCEL. Kv_uh [g]	0.000	0.000
DOWNHILL VERTICAL ACCEL.Kv_dh [g]	0.000	0.000
UPHILL BETA ANGLE (SLOPE) [deg]	0.000	0.000
UPHILL DELTA/PHI RATIO	0.000	0.000
DOWNHILL BETA ANGLE (SLOPE) [deg]	0.000	0.000
DOWNHILL DELTA/PHI RATIO	0.000	0.000
DYN.WATER BEHAVIOUR	0.000	0.000
Excess pore pressure RATIO Ru	0.000	0.000
SEISMIC PRESSURE LOWER VALUE	0.000	0.000
SEISMIC PRESSURE UPPER VALUE	0.000	0.000
SEISMIC PRESSURE LOWER LEVEL	0.000	0.000
SEISMIC PRESSURE UPPER LEVEL	0.000	0.000

==========end of step 3

STEP NO. 4

	LEFT WALL	RIGHT WALL
Y	0.000	-0.9990E+30
Z-PC	0.000	0.000
Z-EXCAVATION	-9.800	0.000
Z-WATER_TABLE	-18.00	-0.9990E+30
Q_AT_THE_FREE_FIELD_LEVEL	0.000	0.000
ZQ	0.000	0.000
DZW_OF_THE_WATER_TABLE	0.000	0.000
QS_ON_THE_EXCAVATION_SIDE	0.000	0.000
ZQS	-0.9990E+30	-0.9990E+30
ZCUT	0.000	0.000
BALANCE LEVEL FOR PORE PRESSURES	-15.50	-15.50
WATER_BEHAVIOUR_FLAG (LINING OPT)	0.000	0.000
PORE_UPDATE_FLAG	0.000	0.000
PORE_TAB. _FLAG (gt.0= use tabs)	0.000	0.000
lateral thrusts reduction elevatio	0.000	0.000
Downhill reduction factor for effe	0.000	0.000
Downhill reduction factor for pore	0.000	0.000
Uphill reduction factor for effect	0.000	0.000
Uphill reduction factor for pore p	0.000	0.000

SEISMIC HORIZONTAL ACCEL. Kh [g]	0.000	0.000
UPHILL VERTICAL ACCEL. Kv_uh [g]	0.000	0.000
DOWNHILL VERTICAL ACCEL.Kv_dh [g]	0.000	0.000
UPHILL BETA ANGLE (SLOPE) [deg]	0.000	0.000
UPHILL DELTA/PHI RATIO	0.000	0.000
DOWNHILL BETA ANGLE (SLOPE) [deg]	0.000	0.000
DOWNHILL DELTA/PHI RATIO	0.000	0.000
DYN.WATER BEHAVIOUR	0.000	0.000
Excess pore pressure RATIO Ru	0.000	0.000
SEISMIC PRESSURE LOWER VALUE	0.000	0.000
SEISMIC PRESSURE UPPER VALUE	0.000	0.000
SEISMIC PRESSURE LOWER LEVEL	0.000	0.000
SEISMIC PRESSURE UPPER LEVEL	0.000	0.000

==========end of step 4

STEP NO. 5

	LEFT WALL	RIGHT WALL
Y	0.000	-0.9990E+30
Z-PC	0.000	0.000
Z-EXCAVATION	-9.300	0.000
Z-WATER_TABLE	-18.00	-0.9990E+30
Q_AT_THE_FREE_FIELD_LEVEL	0.000	0.000
ZQ	0.000	0.000
DZW_OF_THE_WATER_TABLE	0.000	0.000
QS_ON_THE_EXCAVATION_SIDE	0.000	0.000
ZQS	-0.9990E+30	-0.9990E+30
ZCUT	0.000	0.000
BALANCE LEVEL FOR PORE PRESSURES	-15.50	-15.50
WATER_BEHAVIOUR_FLAG (LINING OPT)	0.000	0.000
PORE_UPDATE_FLAG	0.000	0.000
PORE_TAB. _FLAG (gt.0= use tabs)	0.000	0.000
lateral thrusts reduction elevatio	0.000	0.000
Downhill reduction factor for effe	0.000	0.000
Downhill reduction factor for pore	0.000	0.000
Uphill reduction factor for effect	0.000	0.000
Uphill reduction factor for pore p	0.000	0.000
SEISMIC HORIZONTAL ACCEL. Kh [g]	0.000	0.000
UPHILL VERTICAL ACCEL. Kv_uh [g]	0.000	0.000
DOWNHILL VERTICAL ACCEL.Kv_dh [g]	0.000	0.000
UPHILL BETA ANGLE (SLOPE) [deg]	0.000	0.000
UPHILL DELTA/PHI RATIO	0.000	0.000
DOWNHILL BETA ANGLE (SLOPE) [deg]	0.000	0.000
DOWNHILL DELTA/PHI RATIO	0.000	0.000
DYN.WATER BEHAVIOUR	0.000	0.000
Excess pore pressure RATIO Ru	0.000	0.000
SEISMIC PRESSURE LOWER VALUE	0.000	0.000
SEISMIC PRESSURE UPPER VALUE	0.000	0.000
SEISMIC PRESSURE LOWER LEVEL	0.000	0.000
SEISMIC PRESSURE UPPER LEVEL	0.000	0.000

==========end of step 5

STEP NO. 6

	LEFT WALL	RIGHT WALL
Y	0.000	-0.9990E+30
Z-PC	0.000	0.000
Z-EXCAVATION	-9.300	0.000
Z-WATER_TABLE	-18.00	-0.9990E+30
Q_AT_THE_FREE_FIELD_LEVEL	0.000	0.000
ZQ	0.000	0.000
DZW_OF_THE_WATER_TABLE	0.000	0.000
QS_ON_THE_EXCAVATION_SIDE	0.000	0.000
ZQS	-0.9990E+30	-0.9990E+30
ZCUT	0.000	0.000
BALANCE LEVEL FOR PORE PRESSURES	-15.50	-15.50
WATER_BEHAVIOUR_FLAG (LINING OPT)	0.000	0.000
PORE_UPDATE_FLAG	0.000	0.000
PORE_TAB. _FLAG (gt.0= use tabs)	0.000	0.000
lateral thrusts reduction elevatio	0.000	0.000
Downhill reduction factor for effe	0.000	0.000
Downhill reduction factor for pore	0.000	0.000

Uphill reduction factor for effect	0.000	0.000
Uphill reduction factor for pore p	0.000	0.000
SEISMIC HORIZONTAL ACCEL. Kh [g]	0.000	0.000
UPHILL VERTICAL ACCEL. Kv_uh [g]	0.000	0.000
DOWNHILL VERTICAL ACCEL.Kv_dh [g]	0.000	0.000
UPHILL BETA ANGLE (SLOPE) [deg]	0.000	0.000
UPHILL DELTA/PHI RATIO	0.000	0.000
DOWNHILL BETA ANGLE (SLOPE) [deg]	0.000	0.000
DOWNHILL DELTA/PHI RATIO	0.000	0.000
DYN.WATER BEHAVIOUR	0.000	0.000
Excess pore pressure RATIO Ru	0.000	0.000
SEISMIC PRESSURE LOWER VALUE	0.000	0.000
SEISMIC PRESSURE UPPER VALUE	0.000	0.000
SEISMIC PRESSURE LOWER LEVEL	0.000	0.000
SEISMIC PRESSURE UPPER LEVEL	0.000	0.000

==========end of step 6

LEFT-HAND WALL

LOWER LEVEL -15.50000
UPPER LEVEL 0.00000

RIGHT-HAND WALL

LOWER LEVEL -15.50000
UPPER LEVEL 0.00000

```
+-------------------------------------------------------------------------------------------------------------------------+
|                  PARATIEPLUS(TM)   NLS ENGINE RELEASE  2018.0    FULL VERSION  *Build date:Nov 13, 2017*              |
|                                                                                                                         |
|                                    NewProject.BaseDesignSection_28.A2M2R1_1213                                          |
|                                  Exe Time : 4 September 2018 18:06:52                                                   |
+-------------------------------------------------------------------------------------------------------------------------+
 I N I T I A L   S T R E S S   T A B L E S

            S E C T I O N

 NUMBER OF DEFINED TABLES             2


INPUT DATA FOR INITIAL STRESS SET NO.    1
PERTAINING SOIL ELEMENTS AT Y-COORD    0.0000

ACTIVATION TIME                              1.0000
END TIME (TIME BEYOND WHICH IT IS REMOVED)   6.0000

TYPE BOUSSINESQ

 HORIZONTAL DISTANCE (DY)           1.00000000000000
 FOUNDATION WIDTH    (B)            15.0000000000000
 ZETA-F.....                   0.000000000000000E+000
 Q-F .....                      26.0000000000000
 BETA .....                     45.0000000000000
 BEHAVIOUR (0=FREE, 1=REFLECTING)  0.000000000000000E+000


INPUT DATA FOR INITIAL STRESS SET NO.    2
PERTAINING SOIL ELEMENTS AT Y-COORD    0.0000

ACTIVATION TIME                              1.0000
END TIME (TIME BEYOND WHICH IT IS REMOVED)   6.0000

TYPE BOUSSINESQ

 HORIZONTAL DISTANCE (DY)           22.0000000000000
 FOUNDATION WIDTH    (B)            17.0000000000000
 ZETA-F.....                    2.70000000000000
 Q-F .....                      26.0000000000000
 BETA .....                     45.0000000000000
 BEHAVIOUR (0=FREE, 1=REFLECTING)  0.000000000000000E+000


 ELEMENT GROUPS BACKUP AREA CAN STAY IN CORE AT
 POSITION        7318

 NO. OF D.P.W  FOR THIS AREA      12023
 MAX NO. OF D.P.W. AVAILABLE      81920
 ** MAX NO OF ITERATIONS SET TO          40

ITER     0 RNORM = 0.000     RMNORM= 0.000
           RINORM=0.3754E+05 RIMNOR= 0.000
           RENORM=0.6863E-28 REMNOR= 0.000     RATIO =0.4276E-16 TOLER =0.1000E-03      CONVERGED !
           RFMAX = 25.59     RMMAX = 0.000
           RTSMAL=0.1000E-03 RMSMAL= 0.000
           RDT   =0.3754E+05 RDR   = 0.000
           RATIOT=0.4276E-16 RATIOR= 0.000
           MAX UN=0.3553E-14 IEQ=   201 NODE     41 DOF   1  Y-DISPL.F
           MIN UN=-.3553E-14 IEQ=   186 NODE     38 DOF   1  Y-DISPL.F
           NO. OF CONTACT CONSTRAINT VIOLATIONS     0
```

```
+-------------------------------------------------------------------------------------------------------------------------+
|                   PARATIEPLUS(TM)   NLS ENGINE RELEASE  2018.0    FULL VERSION  *Build date:Nov 13, 2017*               |
|                                                                                                                         |
|                                     NewProject.BaseDesignSection_28.A2M2R1_1213                                         |
|                                  Exe Time : 4 September 2018 18:06:52                                                   |
+-------------------------------------------------------------------------------------------------------------------------+
New Project
SOLUTION REACHED USING     0 ITERATIONS ON   40

no equilibrium iterations were performed to
obtain current solution

P R I N T   O U T   F O R   T I M E   S T E P   1     ( AT TIME   1.000     )

PRINT OUT OF ACTIVE COMPONENTS (FIXED NODES ARE NOT PRINTED OUT)
```

	Y-DISPL.F (02)	X-ROT. F (04)	Y-DISPL.S (08)	X-ROT. S (10)	Y-FORCE (14)	GAP	C-FORCE
1	0.000000	0.000000	0.000000	0.000000	0.000000	0.000000	0.000000
2	0.000000	0.000000	0.000000	0.000000	0.000000	0.000000	0.000000
3	0.000000	0.000000	0.000000	0.000000	0.000000	0.000000	0.000000
4	0.000000	0.000000	0.000000	0.000000	0.000000	0.000000	0.000000
5	0.000000	0.000000	0.000000	0.000000	0.000000	0.000000	0.000000
6	0.000000	0.000000	0.000000	0.000000	0.000000	0.000000	0.000000
7	0.000000	0.000000	0.000000	0.000000	0.000000	0.000000	0.000000
8	0.000000	0.000000	0.000000	0.000000	0.000000	0.000000	0.000000
9	0.000000	0.000000	0.000000	0.000000	0.000000	0.000000	0.000000
10	0.000000	0.000000	0.000000	0.000000	0.000000	0.000000	0.000000
11	0.000000	0.000000	0.000000	0.000000	0.000000	0.000000	0.000000
12	0.000000	0.000000	0.000000	0.000000	0.000000	0.000000	0.000000
13	0.000000	0.000000	0.000000	0.000000	0.000000	0.000000	0.000000
14	0.000000	0.000000	0.000000	0.000000	0.000000	0.000000	0.000000
15	0.000000	0.000000	0.000000	0.000000	0.000000	0.000000	0.000000
16	0.000000	0.000000	0.000000	0.000000	0.000000	0.000000	0.000000
17	0.000000	0.000000	0.000000	0.000000	0.000000	0.000000	0.000000
18	0.000000	0.000000	0.000000	0.000000	0.000000	0.000000	0.000000
19	0.000000	0.000000	0.000000	0.000000	0.000000	0.000000	0.000000
20	0.000000	0.000000	0.000000	0.000000	0.000000	0.000000	0.000000
21	0.000000	0.000000	0.000000	0.000000	0.000000	0.000000	0.000000
22	0.000000	0.000000	0.000000	0.000000	0.000000	0.000000	0.000000
23	0.000000	0.000000	0.000000	0.000000	0.000000	0.000000	0.000000
24	0.000000	0.000000	0.000000	0.000000	0.000000	0.000000	0.000000
25	0.000000	0.000000	0.000000	0.000000	0.000000	0.000000	0.000000
26	0.000000	0.000000	0.000000	0.000000	0.000000	0.000000	0.000000
27	0.000000	0.000000	0.000000	0.000000	0.000000	0.000000	0.000000
28	0.000000	0.000000	0.000000	0.000000	0.000000	0.000000	0.000000
29	0.000000	0.000000	0.000000	0.000000	0.000000	0.000000	0.000000
30	0.000000	0.000000	0.000000	0.000000	0.000000	0.000000	0.000000
31	0.000000	0.000000	0.000000	0.000000	0.000000	0.000000	0.000000
32	0.000000	0.000000	0.000000	0.000000	0.000000	0.000000	0.000000
33	0.000000	0.000000	0.000000	0.000000	0.000000	0.000000	0.000000
34	0.000000	0.000000	0.000000	0.000000	0.000000	0.000000	0.000000
35	0.000000	0.000000	0.000000	0.000000	0.000000	0.000000	0.000000
36	0.000000	0.000000	0.000000	0.000000	0.000000	0.000000	0.000000
37	0.000000	0.000000	0.000000	0.000000	0.000000	0.000000	0.000000
38	0.000000	0.000000	0.000000	0.000000	0.000000	0.000000	0.000000
39	0.000000	0.000000	0.000000	0.000000	0.000000	0.000000	0.000000
40	0.000000	0.000000	0.000000	0.000000	0.000000	0.000000	0.000000
41	0.000000	0.000000	0.000000	0.000000	0.000000	0.000000	0.000000
42	0.000000	0.000000	0.000000	0.000000	0.000000	0.000000	0.000000
43	0.000000	0.000000	0.000000	0.000000	0.000000	0.000000	0.000000
44	0.000000	0.000000	0.000000	0.000000	0.000000	0.000000	0.000000
45	0.000000	0.000000	0.000000	0.000000	0.000000	0.000000	0.000000
46	0.000000	0.000000	0.000000	0.000000	0.000000	0.000000	0.000000
47	0.000000	0.000000	0.000000	0.000000	0.000000	0.000000	0.000000
48	0.000000	0.000000	0.000000	0.000000	0.000000	0.000000	0.000000
49	0.000000	0.000000	0.000000	0.000000	0.000000	0.000000	0.000000
50	0.000000	0.000000	0.000000	0.000000	0.000000	0.000000	0.000000
51	0.000000	0.000000	0.000000	0.000000	0.000000	0.000000	0.000000
52	0.000000	0.000000	0.000000	0.000000	0.000000	0.000000	0.000000

53	0.000000	0.000000	0.000000	0.000000	0.000000	0.000000	0.000000
54	0.000000	0.000000	0.000000	0.000000	0.000000	0.000000	0.000000
55	0.000000	0.000000	0.000000	0.000000	0.000000	0.000000	0.000000
56	0.000000	0.000000	0.000000	0.000000	0.000000	0.000000	0.000000
57	0.000000	0.000000	0.000000	0.000000	0.000000	0.000000	0.000000
58	0.000000	0.000000	0.000000	0.000000	0.000000	0.000000	0.000000
59	0.000000	0.000000	0.000000	0.000000	0.000000	0.000000	0.000000
60	0.000000	0.000000	0.000000	0.000000	0.000000	0.000000	0.000000
61	0.000000	0.000000	0.000000	0.000000	0.000000	0.000000	0.000000
62	0.000000	0.000000	0.000000	0.000000	0.000000	0.000000	0.000000
63	0.000000	0.000000	0.000000	0.000000	0.000000	0.000000	0.000000
64	0.000000	0.000000	0.000000	0.000000	0.000000	0.000000	0.000000
65	0.000000	0.000000	0.000000	0.000000	0.000000	0.000000	0.000000
66	0.000000	0.000000	0.000000	0.000000	0.000000	0.000000	0.000000
67	0.000000	0.000000	0.000000	0.000000	0.000000	0.000000	0.000000
68	0.000000	0.000000	0.000000	0.000000	0.000000	0.000000	0.000000
69	0.000000	0.000000	0.000000	0.000000	0.000000	0.000000	0.000000
70	0.000000	0.000000	0.000000	0.000000	0.000000	0.000000	0.000000
71	0.000000	0.000000	0.000000	0.000000	0.000000	0.000000	0.000000
72	0.000000	0.000000	0.000000	0.000000	0.000000	0.000000	0.000000
73	0.000000	0.000000	0.000000	0.000000	0.000000	0.000000	0.000000
74	0.000000	0.000000	0.000000	0.000000	0.000000	0.000000	0.000000
75	0.000000	0.000000	0.000000	0.000000	0.000000	0.000000	0.000000
76	0.000000	0.000000	0.000000	0.000000	0.000000	0.000000	0.000000
77	0.000000	0.000000	0.000000	0.000000	0.000000	0.000000	0.000000
78	0.000000	0.000000	0.000000	0.000000	0.000000	0.000000	0.000000
79	0.000000	0.000000	0.000000	0.000000	0.000000	0.000000	0.000000

```
+-------------------------------------------------------------------------------------------------------------------------------+
|                  PARATIEPLUS(TM)   NLS ENGINE RELEASE  2018.0    FULL VERSION  *Build date:Nov 13, 2017*                    |
|                                                                                                                               |
|                                    NewProject.BaseDesignSection_28.A2M2R1_1213                                                |
|                                  Exe Time : 4 September 2018 18:06:52                                                         |
+-------------------------------------------------------------------------------------------------------------------------------+
New Project


S T R E S S   R E S U L T S   F O R   G R O U P   N O.   1

0_L                                                              :
ELEMENT TYPE    5 NO.OF ELEMENTS. IN THIS GROUP   79
C U R R E N T   T I M E   I S      1.0000

 HARDENING 2D SOIL ELEMENT

 ****** TOTAL STRESS FORMULATION *****

  EL *   FORCE     DISPL-Y  VERTICAL-P  HORIZON.-P     MAX-V-P     MAX-H-P           STATE   STIFFNESS Z-LEVEL      PORE
E FACTOR    UFACTOR       Peq           Su_a         Su_p     LAYER
 ------------------------------------------------------------------------------------------------------------------------------
-------------------------------------------------------------------------------------------
   1 D  8.6900E-02   0.000      8.1973E-03  0.8690      8.1973E-03  0.8690            V-C  2.2694E+04   0.000       0.000
1.000       1.000       0.8690       0.000       0.000     DI1_164_167_L_0
   2 D   1.110       0.000       3.252       5.549       3.252       5.549            V-C  2.2694E+04 -0.2000       0.000
1.000       1.000       5.549       0.000       0.000     DI1_164_167_L_0
   3 D   1.956       0.000       6.708       9.781       6.708       9.781            V-C  2.2694E+04 -0.4000       0.000
1.000       1.000       9.781       0.000       0.000     DI1_164_167_L_0
   4 D   2.671       0.000       10.44       13.36       10.44       13.36            V-C  2.2694E+04 -0.6000       0.000
1.000       1.000       13.36       0.000       0.000     DI1_164_167_L_0
   5 D   3.261       0.000       14.36       16.31       14.36       16.31            V-C  2.2694E+04 -0.8000       0.000
1.000       1.000       16.31       0.000       0.000     DI1_164_167_L_0
   6 D   3.756       0.000       18.38       18.78       18.38       18.78            V-C  2.2694E+04  -1.000       0.000
1.000       1.000       18.78       0.000       0.000     DI1_164_167_L_0
   7 D   4.183       0.000       22.44       20.91       22.44       20.91            V-C  2.2694E+04  -1.200       0.000
1.000       1.000       20.91       0.000       0.000     DI1_164_167_L_0
   8 D   4.566       0.000       26.77       22.83       26.77       22.83            V-C  2.2694E+04  -1.400       0.000
1.000       1.000       22.83       0.000       0.000     DI1_164_167_L_0
   9 D   4.919       0.000       30.89       24.60       30.89       24.60            V-C  2.2694E+04  -1.600       0.000
1.000       1.000       24.60       0.000       0.000     DI1_164_167_L_0
  10 D   5.254       0.000       35.92       26.27       35.92       26.27            V-C  2.2694E+04  -1.800       0.000
1.000       1.000       26.27       0.000       0.000     DI1_164_167_L_0
  11 D   5.577       0.000       39.68       27.88       39.68       27.88            V-C  2.2694E+04  -2.000       0.000
1.000       1.000       27.88       0.000       0.000     DI1_164_167_L_0
  12 D   5.890       0.000       43.36       29.45       43.36       29.45            V-C  2.2694E+04  -2.200       0.000
1.000       1.000       29.45       0.000       0.000     DI1_164_167_L_0
  13 D   6.198       0.000       47.78       30.99       47.78       30.99            V-C  2.2694E+04  -2.400       0.000
1.000       1.000       30.99       0.000       0.000     DI1_164_167_L_0
  14 D   6.502       0.000       51.30       32.51       51.30       32.51            V-C  2.2694E+04  -2.600       0.000
1.000       1.000       32.51       0.000       0.000     DI1_164_167_L_0
  15 D   6.803       0.000       54.78       34.01       54.78       34.01            V-C  2.2694E+04  -2.800       0.000
1.000       1.000       34.01       0.000       0.000     DI1_164_167_L_0
  16 D   7.102       0.000       58.88       35.51       58.88       35.51            V-C  2.2694E+04  -3.000       0.000
1.000       1.000       35.51       0.000       0.000     DI1_164_167_L_0
  17 D   7.399       0.000       62.27       37.00       62.27       37.00            V-C  2.2694E+04  -3.200       0.000
1.000       1.000       37.00       0.000       0.000     DI1_164_167_L_0
  18 D   7.696       0.000       66.21       38.48       66.21       38.48            V-C  2.2694E+04  -3.400       0.000
1.000       1.000       38.48       0.000       0.000     DI1_164_167_L_0
  19 D   7.992       0.000       69.55       39.96       69.55       39.96            V-C  2.2694E+04  -3.600       0.000
1.000       1.000       39.96       0.000       0.000     DI1_164_167_L_0
  20 D   8.287       0.000       72.87       41.43       72.87       41.43            V-C  2.2694E+04  -3.800       0.000
1.000       1.000       41.43       0.000       0.000     DI1_164_167_L_0
  21 D   8.582       0.000       76.19       42.91       76.19       42.91            V-C  2.2694E+04  -4.000       0.000
1.000       1.000       42.91       0.000       0.000     DI1_164_167_L_0
  22 D   8.877       0.000       79.95       44.38       79.95       44.38            V-C  2.2694E+04  -4.200       0.000
1.000       1.000       44.38       0.000       0.000     DI1_164_167_L_0
  23 D   9.171       0.000       83.24       45.86       83.24       45.86            V-C  2.2694E+04  -4.400       0.000
1.000       1.000       45.86       0.000       0.000     DI1_164_167_L_0
  24 D   9.466       0.000       86.52       47.33       86.52       47.33            V-C  2.2694E+04  -4.600       0.000
1.000       1.000       47.33       0.000       0.000     DI1_164_167_L_0
```

25 D	9.760	0.000	90.19	48.80	90.19	48.80	V-C	2.2694E+04	-4.800	0.000		
1.000	1.000	48.80	0.000	0.000	DI1_164_167_L_0							
26 D	10.06	0.000	93.45	50.28	93.45	50.28	V-C	5.4170E+04	-5.000	0.000		
1.000	1.000	50.28	0.000	0.000	DI2_165_168_L_0							
27 D	10.35	0.000	96.70	51.75	96.70	51.75	V-C	5.4170E+04	-5.200	0.000		
1.000	1.000	51.75	0.000	0.000	DI2_165_168_L_0							
28 D	10.65	0.000	100.3	53.23	100.3	53.23	V-C	5.4170E+04	-5.400	0.000		
1.000	1.000	53.23	0.000	0.000	DI2_165_168_L_0							
29 D	10.94	0.000	103.5	54.70	103.5	54.70	V-C	5.4170E+04	-5.600	0.000		
1.000	1.000	54.70	0.000	0.000	DI2_165_168_L_0							
30 D	11.24	0.000	106.8	56.18	106.8	56.18	V-C	5.4170E+04	-5.800	0.000		
1.000	1.000	56.18	0.000	0.000	DI2_165_168_L_0							
31 D	11.53	0.000	110.3	57.66	110.3	57.66	V-C	5.4170E+04	-6.000	0.000		
1.000	1.000	57.66	0.000	0.000	DI2_165_168_L_0							
32 D	11.83	0.000	113.6	59.14	113.6	59.14	V-C	5.4170E+04	-6.200	0.000		
1.000	1.000	59.14	0.000	0.000	DI2_165_168_L_0							
33 D	12.12	0.000	116.8	60.62	116.8	60.62	V-C	5.4170E+04	-6.400	0.000		
1.000	1.000	60.62	0.000	0.000	DI2_165_168_L_0							
34 D	12.42	0.000	120.3	62.10	120.3	62.10	V-C	5.4170E+04	-6.600	0.000		
1.000	1.000	62.10	0.000	0.000	DI2_165_168_L_0							
35 D	12.72	0.000	123.5	63.58	123.5	63.58	V-C	5.4170E+04	-6.800	0.000		
1.000	1.000	63.58	0.000	0.000	DI2_165_168_L_0							
36 D	13.01	0.000	126.7	65.07	126.7	65.07	V-C	5.4170E+04	-7.000	0.000		
1.000	1.000	65.07	0.000	0.000	DI2_165_168_L_0							
37 D	13.31	0.000	130.2	66.55	130.2	66.55	V-C	5.4170E+04	-7.200	0.000		
1.000	1.000	66.55	0.000	0.000	DI2_165_168_L_0							
38 D	13.61	0.000	133.4	68.04	133.4	68.04	V-C	5.4170E+04	-7.400	0.000		
1.000	1.000	68.04	0.000	0.000	DI2_165_168_L_0							
39 D	13.91	0.000	136.7	69.53	136.7	69.53	V-C	5.4170E+04	-7.600	0.000		
1.000	1.000	69.53	0.000	0.000	DI2_165_168_L_0							
40 D	14.20	0.000	140.1	71.02	140.1	71.02	V-C	5.4170E+04	-7.800	0.000		
1.000	1.000	71.02	0.000	0.000	DI2_165_168_L_0							
41 D	14.50	0.000	143.3	72.52	143.3	72.52	V-C	5.4170E+04	-8.000	0.000		
1.000	1.000	72.52	0.000	0.000	DI2_165_168_L_0							
42 D	14.80	0.000	146.5	74.01	146.5	74.01	V-C	5.4170E+04	-8.200	0.000		
1.000	1.000	74.01	0.000	0.000	DI2_165_168_L_0							
43 D	15.10	0.000	150.0	75.51	150.0	75.51	V-C	5.4170E+04	-8.400	0.000		
1.000	1.000	75.51	0.000	0.000	DI2_165_168_L_0							
44 D	15.40	0.000	153.2	77.00	153.2	77.00	V-C	5.4170E+04	-8.600	0.000		
1.000	1.000	77.00	0.000	0.000	DI2_165_168_L_0							
45 D	15.70	0.000	156.4	78.50	156.4	78.50	V-C	5.4170E+04	-8.800	0.000		
1.000	1.000	78.50	0.000	0.000	DI2_165_168_L_0							
46 D	16.00	0.000	159.8	80.00	159.8	80.00	V-C	5.4170E+04	-9.000	0.000		
1.000	1.000	80.00	0.000	0.000	DI2_165_168_L_0							
47 D	12.23	0.000	163.0	81.50	163.0	81.50	V-C	5.4170E+04	-9.200	0.000		
1.000	1.000	81.50	0.000	0.000	DI2_165_168_L_0							
48 D	12.34	0.000	164.7	82.26	164.7	82.26	V-C	5.4170E+04	-9.300	0.000		
1.000	1.000	82.26	0.000	0.000	DI2_165_168_L_0							
49 D	16.75	0.000	167.9	83.76	167.9	83.76	V-C	5.4170E+04	-9.500	0.000		
1.000	1.000	83.76	0.000	0.000	DI2_165_168_L_0							
50 D	17.05	0.000	171.1	85.26	171.1	85.26	V-C	5.4170E+04	-9.700	0.000		
1.000	1.000	85.26	0.000	0.000	DI2_165_168_L_0							
51 D	17.35	0.000	174.5	86.77	174.5	86.77	V-C	5.4170E+04	-9.900	0.000		
1.000	1.000	86.77	0.000	0.000	DI2_165_168_L_0							
52 D	17.66	0.000	177.7	88.28	177.7	88.28	V-C	5.4170E+04	-10.10	0.000		
1.000	1.000	88.28	0.000	0.000	DI2_165_168_L_0							
53 D	17.96	0.000	180.9	89.79	180.9	89.79	V-C	5.4170E+04	-10.30	0.000		
1.000	1.000	89.79	0.000	0.000	DI2_165_168_L_0							
54 D	18.26	0.000	184.3	91.30	184.3	91.30	V-C	5.4170E+04	-10.50	0.000		
1.000	1.000	91.30	0.000	0.000	DI2_165_168_L_0							
55 D	18.56	0.000	187.5	92.82	187.5	92.82	V-C	5.4170E+04	-10.70	0.000		
1.000	1.000	92.82	0.000	0.000	DI2_165_168_L_0							
56 D	18.87	0.000	190.7	94.33	190.7	94.33	V-C	5.4170E+04	-10.90	0.000		
1.000	1.000	94.33	0.000	0.000	DI2_165_168_L_0							
57 D	19.17	0.000	194.1	95.85	194.1	95.85	V-C	5.4170E+04	-11.10	0.000		
1.000	1.000	95.85	0.000	0.000	DI2_165_168_L_0							
58 D	19.47	0.000	197.3	97.36	197.3	97.36	V-C	5.4170E+04	-11.30	0.000		
1.000	1.000	97.36	0.000	0.000	DI2_165_168_L_0							
59 D	19.78	0.000	200.5	98.88	200.5	98.88	V-C	5.4170E+04	-11.50	0.000		
1.000	1.000	98.88	0.000	0.000	DI2_165_168_L_0							
60 D	20.08	0.000	203.9	100.4	203.9	100.4	V-C	5.4170E+04	-11.70	0.000		
1.000	1.000	100.4	0.000	0.000	DI2_165_168_L_0							
61 D	20.38	0.000	207.1	101.9	207.1	101.9	V-C	5.4170E+04	-11.90	0.000		
1.000	1.000	101.9	0.000	0.000	DI2_165_168_L_0							

62 D	20.69	0.000	210.3	103.4	210.3	103.4	V-C	5.4170E+04	-12.10	0.000	
1.000	1.000	103.4	0.000	0.000	DI2_165_168_L_0						
63 D	20.99	0.000	213.7	105.0	213.7	105.0	V-C	5.4170E+04	-12.30	0.000	
1.000	1.000	105.0	0.000	0.000	DI2_165_168_L_0						
64 D	21.30	0.000	216.9	106.5	216.9	106.5	V-C	5.4170E+04	-12.50	0.000	
1.000	1.000	106.5	0.000	0.000	DI2_165_168_L_0						
65 D	21.60	0.000	220.1	108.0	220.1	108.0	V-C	5.4170E+04	-12.70	0.000	
1.000	1.000	108.0	0.000	0.000	DI2_165_168_L_0						
66 D	21.91	0.000	223.4	109.5	223.4	109.5	V-C	5.4170E+04	-12.90	0.000	
1.000	1.000	109.5	0.000	0.000	DI2_165_168_L_0						
67 D	22.21	0.000	226.6	111.1	226.6	111.1	V-C	5.4170E+04	-13.10	0.000	
1.000	1.000	111.1	0.000	0.000	DI2_165_168_L_0						
68 D	22.52	0.000	229.8	112.6	229.8	112.6	V-C	5.4170E+04	-13.30	0.000	
1.000	1.000	112.6	0.000	0.000	DI2_165_168_L_0						
69 D	22.83	0.000	233.2	114.1	233.2	114.1	V-C	5.4170E+04	-13.50	0.000	
1.000	1.000	114.1	0.000	0.000	DI2_165_168_L_0						
70 D	23.13	0.000	236.4	115.7	236.4	115.7	V-C	5.4170E+04	-13.70	0.000	
1.000	1.000	115.7	0.000	0.000	DI2_165_168_L_0						
71 D	23.44	0.000	239.6	117.2	239.6	117.2	V-C	5.4170E+04	-13.90	0.000	
1.000	1.000	117.2	0.000	0.000	DI2_165_168_L_0						
72 D	23.75	0.000	242.9	118.7	242.9	118.7	V-C	5.4170E+04	-14.10	0.000	
1.000	1.000	118.7	0.000	0.000	DI2_165_168_L_0						
73 D	24.05	0.000	246.1	120.3	246.1	120.3	V-C	5.4170E+04	-14.30	0.000	
1.000	1.000	120.3	0.000	0.000	DI2_165_168_L_0						
74 D	24.36	0.000	249.3	121.8	249.3	121.8	V-C	5.4170E+04	-14.50	0.000	
1.000	1.000	121.8	0.000	0.000	DI2_165_168_L_0						
75 D	24.67	0.000	252.7	123.3	252.7	123.3	V-C	5.4170E+04	-14.70	0.000	
1.000	1.000	123.3	0.000	0.000	DI2_165_168_L_0						
76 D	24.98	0.000	255.9	124.9	255.9	124.9	V-C	5.4170E+04	-14.90	0.000	
1.000	1.000	124.9	0.000	0.000	DI2_165_168_L_0						
77 D	25.28	0.000	259.1	126.4	259.1	126.4	V-C	5.4170E+04	-15.10	0.000	
1.000	1.000	126.4	0.000	0.000	DI2_165_168_L_0						
78 D	25.59	0.000	262.4	128.0	262.4	128.0	V-C	5.4170E+04	-15.30	0.000	
1.000	1.000	128.0	0.000	0.000	DI2_165_168_L_0						
79 D	12.95	0.000	265.6	129.5	265.6	129.5	V-C	5.4170E+04	-15.50	0.000	
1.000	1.000	129.5	0.000	0.000	DI2_165_168_L_0						

```
+-------------------------------------------------------------------------------------------------------------------------------+
|                  PARATIEPLUS(TM)   NLS ENGINE RELEASE  2018.0    FULL VERSION  *Build date:Nov 13, 2017*                    |
|                                                                                                                               |
|                                    NewProject.BaseDesignSection_28.A2M2R1_1213                                                |
|                                  Exe Time : 4 September 2018 18:06:52                                                         |
+-------------------------------------------------------------------------------------------------------------------------------+
New Project


S T R E S S   R E S U L T S   F O R   G R O U P   N O.   2

0_R                                                              :
ELEMENT TYPE    5 NO.OF ELEMENTS. IN THIS GROUP   79
C U R R E N T   T I M E   I S      1.0000

 HARDENING 2D SOIL ELEMENT

 ****** TOTAL STRESS FORMULATION *****

  EL *   FORCE     DISPL-Y  VERTICAL-P  HORIZON.-P     MAX-V-P     MAX-H-P           STATE   STIFFNESS Z-LEVEL      PORE
E FACTOR    UFACTOR       Peq           Su_a         Su_p     LAYER
 ------------------------------------------------------------------------------------------------------------------------------
-------------------------------------------------------------------------------------------
   1 D  8.6900E-02   0.000       0.000      0.8690       0.000      0.8690            V-C  1.8570E+04   0.000       0.000
1.000       1.000      0.8690       0.000       0.000     DI1_164_167_L_0
   2 D   1.110       0.000       3.200       5.549       3.200       5.549            V-C  1.8570E+04 -0.2000       0.000
1.000       1.000       5.549       0.000       0.000     DI1_164_167_L_0
   3 D   1.956       0.000       6.400       9.781       6.400       9.781            V-C  1.8570E+04 -0.4000       0.000
1.000       1.000       9.781       0.000       0.000     DI1_164_167_L_0
   4 D   2.671       0.000       9.600       13.36       9.600       13.36            V-C  1.8570E+04 -0.6000       0.000
1.000       1.000       13.36       0.000       0.000     DI1_164_167_L_0
   5 D   3.261       0.000       12.80       16.31       12.80       16.31            V-C  1.8570E+04 -0.8000       0.000
1.000       1.000       16.31       0.000       0.000     DI1_164_167_L_0
   6 D   3.756       0.000       16.00       18.78       16.00       18.78            V-C  1.8570E+04  -1.000       0.000
1.000       1.000       18.78       0.000       0.000     DI1_164_167_L_0
   7 D   4.183       0.000       19.20       20.91       19.20       20.91            V-C  1.8570E+04  -1.200       0.000
1.000       1.000       20.91       0.000       0.000     DI1_164_167_L_0
   8 D   4.566       0.000       22.40       22.83       22.40       22.83            V-C  1.8570E+04  -1.400       0.000
1.000       1.000       22.83       0.000       0.000     DI1_164_167_L_0
   9 D   4.919       0.000       25.60       24.60       25.60       24.60            V-C  1.8570E+04  -1.600       0.000
1.000       1.000       24.60       0.000       0.000     DI1_164_167_L_0
  10 D   5.254       0.000       28.80       26.27       28.80       26.27            V-C  1.8570E+04  -1.800       0.000
1.000       1.000       26.27       0.000       0.000     DI1_164_167_L_0
  11 D   5.577       0.000       32.00       27.88       32.00       27.88            V-C  1.8570E+04  -2.000       0.000
1.000       1.000       27.88       0.000       0.000     DI1_164_167_L_0
  12 D   5.890       0.000       35.20       29.45       35.20       29.45            V-C  1.8570E+04  -2.200       0.000
1.000       1.000       29.45       0.000       0.000     DI1_164_167_L_0
  13 D   6.198       0.000       38.40       30.99       38.40       30.99            V-C  1.8570E+04  -2.400       0.000
1.000       1.000       30.99       0.000       0.000     DI1_164_167_L_0
  14 D   6.502       0.000       41.60       32.51       41.60       32.51            V-C  1.8570E+04  -2.600       0.000
1.000       1.000       32.51       0.000       0.000     DI1_164_167_L_0
  15 D   6.803       0.000       44.80       34.01       44.80       34.01            V-C  1.8570E+04  -2.800       0.000
1.000       1.000       34.01       0.000       0.000     DI1_164_167_L_0
  16 D   7.102       0.000       48.00       35.51       48.00       35.51            V-C  1.8570E+04  -3.000       0.000
1.000       1.000       35.51       0.000       0.000     DI1_164_167_L_0
  17 D   7.399       0.000       51.20       37.00       51.20       37.00            V-C  1.8570E+04  -3.200       0.000
1.000       1.000       37.00       0.000       0.000     DI1_164_167_L_0
  18 D   7.696       0.000       54.40       38.48       54.40       38.48            V-C  1.8570E+04  -3.400       0.000
1.000       1.000       38.48       0.000       0.000     DI1_164_167_L_0
  19 D   7.992       0.000       57.60       39.96       57.60       39.96            V-C  1.8570E+04  -3.600       0.000
1.000       1.000       39.96       0.000       0.000     DI1_164_167_L_0
  20 D   8.287       0.000       60.80       41.43       60.80       41.43            V-C  1.8570E+04  -3.800       0.000
1.000       1.000       41.43       0.000       0.000     DI1_164_167_L_0
  21 D   8.582       0.000       64.00       42.91       64.00       42.91            V-C  1.8570E+04  -4.000       0.000
1.000       1.000       42.91       0.000       0.000     DI1_164_167_L_0
  22 D   8.877       0.000       67.20       44.38       67.20       44.38            V-C  1.8570E+04  -4.200       0.000
1.000       1.000       44.38       0.000       0.000     DI1_164_167_L_0
  23 D   9.171       0.000       70.40       45.86       70.40       45.86            V-C  1.8570E+04  -4.400       0.000
1.000       1.000       45.86       0.000       0.000     DI1_164_167_L_0
  24 D   9.466       0.000       73.60       47.33       73.60       47.33            V-C  1.8570E+04  -4.600       0.000
1.000       1.000       47.33       0.000       0.000     DI1_164_167_L_0
```

25 D	9.760	0.000	76.80	48.80	76.80	48.80	V-C	1.8570E+04	-4.800	0.000	1.000	1.000
48.80	0.000	0.000	DI1_164_167_L_0									
26 D	10.06	0.000	80.00	50.28	80.00	50.28	V-C	3.9972E+04	-5.000	0.000	1.000	1.000
50.28	0.000	0.000	DI2_165_168_L_0									
27 D	10.35	0.000	83.20	51.75	83.20	51.75	V-C	3.9972E+04	-5.200	0.000	1.000	1.000
51.75	0.000	0.000	DI2_165_168_L_0									
28 D	10.65	0.000	86.40	53.23	86.40	53.23	V-C	3.9972E+04	-5.400	0.000	1.000	1.000
53.23	0.000	0.000	DI2_165_168_L_0									
29 D	10.94	0.000	89.60	54.70	89.60	54.70	V-C	3.9972E+04	-5.600	0.000	1.000	1.000
54.70	0.000	0.000	DI2_165_168_L_0									
30 D	11.24	0.000	92.80	56.18	92.80	56.18	V-C	3.9972E+04	-5.800	0.000	1.000	1.000
56.18	0.000	0.000	DI2_165_168_L_0									
31 D	11.53	0.000	96.00	57.66	96.00	57.66	V-C	3.9972E+04	-6.000	0.000	1.000	1.000
57.66	0.000	0.000	DI2_165_168_L_0									
32 D	11.83	0.000	99.20	59.14	99.20	59.14	V-C	3.9972E+04	-6.200	0.000	1.000	1.000
59.14	0.000	0.000	DI2_165_168_L_0									
33 D	12.12	0.000	102.4	60.62	102.4	60.62	V-C	3.9972E+04	-6.400	0.000	1.000	1.000
60.62	0.000	0.000	DI2_165_168_L_0									
34 D	12.42	0.000	105.6	62.10	105.6	62.10	V-C	3.9972E+04	-6.600	0.000	1.000	1.000
62.10	0.000	0.000	DI2_165_168_L_0									
35 D	12.72	0.000	108.8	63.58	108.8	63.58	V-C	3.9972E+04	-6.800	0.000	1.000	1.000
63.58	0.000	0.000	DI2_165_168_L_0									
36 D	13.01	0.000	112.0	65.07	112.0	65.07	V-C	3.9972E+04	-7.000	0.000	1.000	1.000
65.07	0.000	0.000	DI2_165_168_L_0									
37 D	13.31	0.000	115.2	66.55	115.2	66.55	V-C	3.9972E+04	-7.200	0.000	1.000	1.000
66.55	0.000	0.000	DI2_165_168_L_0									
38 D	13.61	0.000	118.4	68.04	118.4	68.04	V-C	3.9972E+04	-7.400	0.000	1.000	1.000
68.04	0.000	0.000	DI2_165_168_L_0									
39 D	13.91	0.000	121.6	69.53	121.6	69.53	V-C	3.9972E+04	-7.600	0.000	1.000	1.000
69.53	0.000	0.000	DI2_165_168_L_0									
40 D	14.20	0.000	124.8	71.02	124.8	71.02	V-C	3.9972E+04	-7.800	0.000	1.000	1.000
71.02	0.000	0.000	DI2_165_168_L_0									
41 D	14.50	0.000	128.0	72.52	128.0	72.52	V-C	3.9972E+04	-8.000	0.000	1.000	1.000
72.52	0.000	0.000	DI2_165_168_L_0									
42 D	14.80	0.000	131.2	74.01	131.2	74.01	V-C	3.9972E+04	-8.200	0.000	1.000	1.000
74.01	0.000	0.000	DI2_165_168_L_0									
43 D	15.10	0.000	134.4	75.51	134.4	75.51	V-C	3.9972E+04	-8.400	0.000	1.000	1.000
75.51	0.000	0.000	DI2_165_168_L_0									
44 D	15.40	0.000	137.6	77.00	137.6	77.00	V-C	3.9972E+04	-8.600	0.000	1.000	1.000
77.00	0.000	0.000	DI2_165_168_L_0									
45 D	15.70	0.000	140.8	78.50	140.8	78.50	V-C	3.9972E+04	-8.800	0.000	1.000	1.000
78.50	0.000	0.000	DI2_165_168_L_0									
46 D	16.00	0.000	144.0	80.00	144.0	80.00	V-C	3.9972E+04	-9.000	0.000	1.000	1.000
80.00	0.000	0.000	DI2_165_168_L_0									
47 D	12.23	0.000	147.2	81.50	147.2	81.50	V-C	3.9972E+04	-9.200	0.000	1.000	1.000
81.50	0.000	0.000	DI2_165_168_L_0									
48 D	12.34	0.000	148.8	82.26	148.8	82.26	V-C	3.9972E+04	-9.300	0.000	1.000	1.000
82.26	0.000	0.000	DI2_165_168_L_0									
49 D	16.75	0.000	152.0	83.76	152.0	83.76	V-C	3.9972E+04	-9.500	0.000	1.000	1.000
83.76	0.000	0.000	DI2_165_168_L_0									
50 D	17.05	0.000	155.2	85.26	155.2	85.26	V-C	3.9972E+04	-9.700	0.000	1.000	1.000
85.26	0.000	0.000	DI2_165_168_L_0									
51 D	17.35	0.000	158.4	86.77	158.4	86.77	V-C	3.9972E+04	-9.900	0.000	1.000	1.000
86.77	0.000	0.000	DI2_165_168_L_0									
52 D	17.66	0.000	161.6	88.28	161.6	88.28	V-C	3.9972E+04	-10.10	0.000	1.000	1.000
88.28	0.000	0.000	DI2_165_168_L_0									
53 D	17.96	0.000	164.8	89.79	164.8	89.79	V-C	3.9972E+04	-10.30	0.000	1.000	1.000
89.79	0.000	0.000	DI2_165_168_L_0									
54 D	18.26	0.000	168.0	91.30	168.0	91.30	V-C	3.9972E+04	-10.50	0.000	1.000	1.000
91.30	0.000	0.000	DI2_165_168_L_0									
55 D	18.56	0.000	171.2	92.82	171.2	92.82	V-C	3.9972E+04	-10.70	0.000	1.000	1.000
92.82	0.000	0.000	DI2_165_168_L_0									
56 D	18.87	0.000	174.4	94.33	174.4	94.33	V-C	3.9972E+04	-10.90	0.000	1.000	1.000
94.33	0.000	0.000	DI2_165_168_L_0									
57 D	19.17	0.000	177.6	95.85	177.6	95.85	V-C	3.9972E+04	-11.10	0.000	1.000	1.000
95.85	0.000	0.000	DI2_165_168_L_0									
58 D	19.47	0.000	180.8	97.36	180.8	97.36	V-C	3.9972E+04	-11.30	0.000	1.000	1.000
97.36	0.000	0.000	DI2_165_168_L_0									
59 D	19.78	0.000	184.0	98.88	184.0	98.88	V-C	3.9972E+04	-11.50	0.000	1.000	1.000
98.88	0.000	0.000	DI2_165_168_L_0									
60 D	20.08	0.000	187.2	100.4	187.2	100.4	V-C	3.9972E+04	-11.70	0.000	1.000	1.000
100.4	0.000	0.000	DI2_165_168_L_0									
61 D	20.38	0.000	190.4	101.9	190.4	101.9	V-C	3.9972E+04	-11.90	0.000	1.000	1.000
101.9	0.000	0.000	DI2_165_168_L_0									

62 D	20.69	0.000	193.6	103.4	193.6	103.4	V-C	3.9972E+04	-12.10	0.000		
1.000	1.000	103.4	0.000	0.000	DI2_165_168_L_0							
63 D	20.99	0.000	196.8	105.0	196.8	105.0	V-C	3.9972E+04	-12.30	0.000		
1.000	1.000	105.0	0.000	0.000	DI2_165_168_L_0							
64 D	21.30	0.000	200.0	106.5	200.0	106.5	V-C	3.9972E+04	-12.50	0.000		
1.000	1.000	106.5	0.000	0.000	DI2_165_168_L_0							
65 D	21.60	0.000	203.2	108.0	203.2	108.0	V-C	3.9972E+04	-12.70	0.000		
1.000	1.000	108.0	0.000	0.000	DI2_165_168_L_0							
66 D	21.91	0.000	206.4	109.5	206.4	109.5	V-C	3.9972E+04	-12.90	0.000		
1.000	1.000	109.5	0.000	0.000	DI2_165_168_L_0							
67 D	22.21	0.000	209.6	111.1	209.6	111.1	V-C	3.9972E+04	-13.10	0.000		
1.000	1.000	111.1	0.000	0.000	DI2_165_168_L_0							
68 D	22.52	0.000	212.8	112.6	212.8	112.6	V-C	3.9972E+04	-13.30	0.000		
1.000	1.000	112.6	0.000	0.000	DI2_165_168_L_0							
69 D	22.83	0.000	216.0	114.1	216.0	114.1	V-C	3.9972E+04	-13.50	0.000		
1.000	1.000	114.1	0.000	0.000	DI2_165_168_L_0							
70 D	23.13	0.000	219.2	115.7	219.2	115.7	V-C	3.9972E+04	-13.70	0.000		
1.000	1.000	115.7	0.000	0.000	DI2_165_168_L_0							
71 D	23.44	0.000	222.4	117.2	222.4	117.2	V-C	3.9972E+04	-13.90	0.000		
1.000	1.000	117.2	0.000	0.000	DI2_165_168_L_0							
72 D	23.75	0.000	225.6	118.7	225.6	118.7	V-C	3.9972E+04	-14.10	0.000		
1.000	1.000	118.7	0.000	0.000	DI2_165_168_L_0							
73 D	24.05	0.000	228.8	120.3	228.8	120.3	V-C	3.9972E+04	-14.30	0.000		
1.000	1.000	120.3	0.000	0.000	DI2_165_168_L_0							
74 D	24.36	0.000	232.0	121.8	232.0	121.8	V-C	3.9972E+04	-14.50	0.000		
1.000	1.000	121.8	0.000	0.000	DI2_165_168_L_0							
75 D	24.67	0.000	235.2	123.3	235.2	123.3	V-C	3.9972E+04	-14.70	0.000		
1.000	1.000	123.3	0.000	0.000	DI2_165_168_L_0							
76 D	24.98	0.000	238.4	124.9	238.4	124.9	V-C	3.9972E+04	-14.90	0.000		
1.000	1.000	124.9	0.000	0.000	DI2_165_168_L_0							
77 D	25.28	0.000	241.6	126.4	241.6	126.4	V-C	3.9972E+04	-15.10	0.000		
1.000	1.000	126.4	0.000	0.000	DI2_165_168_L_0							
78 D	25.59	0.000	244.8	128.0	244.8	128.0	V-C	3.9972E+04	-15.30	0.000		
1.000	1.000	128.0	0.000	0.000	DI2_165_168_L_0							
79 D	12.95	0.000	248.0	129.5	248.0	129.5	V-C	3.9972E+04	-15.50	0.000		
1.000	1.000	129.5	0.000	0.000	DI2_165_168_L_0							

```
+-------------------------------------------------------------------------------------------------------------------------+
|                   PARATIEPLUS(TM)   NLS ENGINE RELEASE  2018.0    FULL VERSION  *Build date:Nov 13, 2017*               |
|                                                                                                                         |
|                                     NewProject.BaseDesignSection_28.A2M2R1_1213                                         |
|                                  Exe Time : 4 September 2018 18:06:52                                                   |
+-------------------------------------------------------------------------------------------------------------------------+
New Project


S T R E S S   R E S U L T S   F O R   G R O U P   N O.   3

WallElement_33                                                :
ELEMENT TYPE    2 NO.OF ELEMENTS. IN THIS GROUP   78
C U R R E N T   T I M E   I S     1.0000

 WALL2D ELEMENT

   EL      TA          TB          MA          MB
-------------------------------------------------------
    1  0.0000      0.0000      0.0000      0.0000
    2  0.0000      0.0000      0.0000      0.0000
    3  0.0000      0.0000      0.0000      0.0000
    4  0.0000      0.0000      0.0000      0.0000
    5  0.0000      0.0000      0.0000      0.0000
    6  0.0000      0.0000      0.0000      0.0000
    7  0.0000      0.0000      0.0000      0.0000
    8  0.0000      0.0000      0.0000      0.0000
    9  0.0000      0.0000      0.0000      0.0000
   10  0.0000      0.0000      0.0000      0.0000
   11  0.0000      0.0000      0.0000      0.0000
   12  0.0000      0.0000      0.0000      0.0000
   13  0.0000      0.0000      0.0000      0.0000
   14  0.0000      0.0000      0.0000      0.0000
   15  0.0000      0.0000      0.0000      0.0000
   16  0.0000      0.0000      0.0000      0.0000
   17  0.0000      0.0000      0.0000      0.0000
   18  0.0000      0.0000      0.0000      0.0000
   19  0.0000      0.0000      0.0000      0.0000
   20  0.0000      0.0000      0.0000      0.0000
   21  0.0000      0.0000      0.0000      0.0000
   22  0.0000      0.0000      0.0000      0.0000
   23  0.0000      0.0000      0.0000      0.0000
   24  0.0000      0.0000      0.0000      0.0000
   25  0.0000      0.0000      0.0000      0.0000
   26  0.0000      0.0000      0.0000      0.0000
   27  0.0000      0.0000      0.0000      0.0000
   28  0.0000      0.0000      0.0000      0.0000
   29  0.0000      0.0000      0.0000      0.0000
   30  0.0000      0.0000      0.0000      0.0000
   31  0.0000      0.0000      0.0000      0.0000
   32  0.0000      0.0000      0.0000      0.0000
   33  0.0000      0.0000      0.0000      0.0000
   34  0.0000      0.0000      0.0000      0.0000
   35  0.0000      0.0000      0.0000      0.0000
   36  0.0000      0.0000      0.0000      0.0000
   37  0.0000      0.0000      0.0000      0.0000
   38  0.0000      0.0000      0.0000      0.0000
   39  0.0000      0.0000      0.0000      0.0000
   40  0.0000      0.0000      0.0000      0.0000
   41  0.0000      0.0000      0.0000      0.0000
   42  0.0000      0.0000      0.0000      0.0000
   43  0.0000      0.0000      0.0000      0.0000
   44  0.0000      0.0000      0.0000      0.0000
   45  0.0000      0.0000      0.0000      0.0000
   46  0.0000      0.0000      0.0000      0.0000
   47  0.0000      0.0000      0.0000      0.0000
   48  0.0000      0.0000      0.0000      0.0000
   49  0.0000      0.0000      0.0000      0.0000
   50  0.0000      0.0000      0.0000      0.0000
   51  0.0000      0.0000      0.0000      0.0000
   52  0.0000      0.0000      0.0000      0.0000
```

53	0.0000	0.0000	0.0000	0.0000
54	0.0000	0.0000	0.0000	0.0000
55	0.0000	0.0000	0.0000	0.0000
56	0.0000	0.0000	0.0000	0.0000
57	0.0000	0.0000	0.0000	0.0000
58	0.0000	0.0000	0.0000	0.0000
59	0.0000	0.0000	0.0000	0.0000
60	0.0000	0.0000	0.0000	0.0000
61	0.0000	0.0000	0.0000	0.0000
62	0.0000	0.0000	0.0000	0.0000
63	0.0000	0.0000	0.0000	0.0000
64	0.0000	0.0000	0.0000	0.0000
65	0.0000	0.0000	0.0000	0.0000
66	0.0000	0.0000	0.0000	0.0000
67	0.0000	0.0000	0.0000	0.0000
68	0.0000	0.0000	0.0000	0.0000
69	0.0000	0.0000	0.0000	0.0000
70	0.0000	0.0000	0.0000	0.0000
71	0.0000	0.0000	0.0000	0.0000
72	0.0000	0.0000	0.0000	0.0000
73	0.0000	0.0000	0.0000	0.0000
74	0.0000	0.0000	0.0000	0.0000
75	0.0000	0.0000	0.0000	0.0000
76	0.0000	0.0000	0.0000	0.0000
77	0.0000	0.0000	0.0000	0.0000
78	0.0000	0.0000	0.0000	0.0000

```
+-------------------------------------------------------------------------------------------------------------------------+
|                   PARATIEPLUS(TM)   NLS ENGINE RELEASE  2018.0    FULL VERSION  *Build date:Nov 13, 2017*              |
|                                                                                                                         |
|                                     NewProject.BaseDesignSection_28.A2M2R1_1213                                         |
|                                  Exe Time : 4 September 2018 18:06:52                                                   |
+-------------------------------------------------------------------------------------------------------------------------+
New Project


S T R E S S   R E S U L T S   F O R   G R O U P   N O.   4

WallElement_New_76649                                          :
ELEMENT TYPE    2 NO.OF ELEMENTS. IN THIS GROUP   47
C U R R E N T   T I M E   I S     1.0000

 WALL2D ELEMENT

   EL      TA          TB          MA          MB
-----------------------------------------------------

***** NO ONE ELEMENT ACTIVE AT CURRENT STEP *****
```

```
+-------------------------------------------------------------------------------------------------------------------------------+
|                   PARATIEPLUS(TM)   NLS ENGINE RELEASE  2018.0    FULL VERSION  *Build date:Nov 13, 2017*                    |
|                                                                                                                               |
|                                      NewProject.BaseDesignSection_28.A2M2R1_1213                                              |
|                                    Exe Time : 4 September 2018 18:06:52                                                       |
+-------------------------------------------------------------------------------------------------------------------------------+
New Project


S T R E S S    R E S U L T S    F O R    G R O U P    N O.    5

Tieback_175                                                 :
ELEMENT TYPE    6 NO.OF ELEMENTS. IN THIS GROUP    1
C U R R E N T    T I M E    I S      1.0000

 POST-TENSION 2D-BOUNDARY ELEMENT

         EL    FORCE          d0          EDISPL     pl. eps          K     -ve limit   +ve limit
-------------------------------------------------------------------------------------------------------

***** NO ONE ELEMENT ACTIVE AT CURRENT STEP *****

ITER     0 RNORM = 0.000     RMNORM= 0.000
           RINORM=0.3578E+05 RIMNOR= 0.000
           RENORM= 91.58     REMNOR= 0.000     RATIO =0.5059E-01 TOLER =0.1000E-03  NOT CONVERGED
           RFMAX = 25.59     RMMAX = 0.000
           RTSMAL=0.1000E-03 RMSMAL= 0.000
           RDT   =0.3578E+05 RDR   = 0.000
           RATIOT=0.5059E-01 RATIOR= 0.000
           MAX UN= 3.756     IEQ=    26 NODE      6 DOF   1  Y-DISPL.F
           MIN UN= 0.000     IEQ=     2 NODE      1 DOF   2   X-ROT. F
           NO. OF CONTACT CONSTRAINT VIOLATIONS     0


ITER     2 RNORM = 0.000     RMNORM= 0.000
           RINORM=0.3578E+05 RIMNOR= 0.000
           RENORM=0.6867     REMNOR=0.1845E-20 RATIO =0.4381E-02 TOLER =0.1000E-03  NOT CONVERGED
           RFMAX = 25.59     RMMAX = 0.000
           RTSMAL=0.1000E-03 RMSMAL= 0.000
           RDT   =0.3578E+05 RDR   = 0.000
           RATIOT=0.4381E-02 RATIOR= 0.000
           MAX UN=0.6558     IEQ=     1 NODE      1 DOF   1  Y-DISPL.F
           MIN UN=-.1877E-09 IEQ=    16 NODE      4 DOF   1  Y-DISPL.F
           NO. OF CONTACT CONSTRAINT VIOLATIONS     0


ITER     3 RNORM = 0.000     RMNORM= 0.000
           RINORM=0.3578E+05 RIMNOR= 0.000
           RENORM=0.1936E-08 REMNOR=0.4187E-21 RATIO =0.2326E-06 TOLER =0.1000E-03      CONVERGED !
           RFMAX = 25.59     RMMAX = 0.000
           RTSMAL=0.1000E-03 RMSMAL= 0.000
           RDT   =0.3578E+05 RDR   = 0.000
           RATIOT=0.2326E-06 RATIOR= 0.000
           MAX UN=0.1595E-04 IEQ=     3 NODE      1 DOF   3  Y-DISPL.S
           MIN UN=-.6039E-06 IEQ=   213 NODE     43 DOF   3  Y-DISPL.S
           NO. OF CONTACT CONSTRAINT VIOLATIONS     0
```

PARATIEPLUS(TM) NLS ENGINE RELEASE 2018.0 FULL VERSION *Build date:Nov 13, 2017*

NewProject.BaseDesignSection_28.A2M2R1_1213

Exe Time : 4 September 2018 18:06:52

New Project

SOLUTION REACHED USING 3 ITERATIONS ON 40

P R I N T O U T F O R T I M E S T E P 2 (AT TIME 2.000)

PRINT OUT OF ACTIVE COMPONENTS (FIXED NODES ARE NOT PRINTED OUT)

	Y-DISPL.F (02)	X-ROT. F (04)	Y-DISPL.S (08)	X-ROT. S (10)	Y-FORCE (14)	GAP	C-FORCE
1	1.9717008E-04	-3.4446380E-05	1.9717008E-04	0.000000	-4.3135926E-15	0.000000	-1.5946473E-05
2	1.9028080E-04	-3.4446377E-05	1.9028080E-04	0.000000	-2.0457849E-15	0.000000	-1.5125700E-05
3	1.8339167E-04	-3.4444211E-05	1.8339167E-04	0.000000	-1.9350929E-15	2.7105054E-20	-1.4307289E-05
4	1.7650374E-04	-3.4432654E-05	1.7650374E-04	0.000000	-1.8251573E-15	-5.4210109E-20	-1.3494470E-05
5	1.6962032E-04	-3.4395365E-05	1.6962032E-04	0.000000	-1.7164091E-15	0.000000	-1.2690429E-05
6	1.6274916E-04	-3.4304598E-05	1.6274916E-04	0.000000	-1.6092361E-15	0.000000	-1.1898036E-05
7	1.5590454E-04	-3.4122995E-05	1.5590454E-04	0.000000	-1.5039861E-15	2.7105054E-20	-1.1119860E-05
8	1.4910796E-04	-3.3821457E-05	1.4910796E-04	0.000000	-1.4009685E-15	-2.7105054E-20	-1.0358190E-05
9	1.4238418E-04	-3.3396590E-05	1.4238418E-04	0.000000	-1.3004776E-15	0.000000	-9.6152016E-06
10	1.3575674E-04	-3.2860420E-05	1.3575674E-04	0.000000	-1.2028495E-15	-2.7105054E-20	-8.8933789E-06
11	1.2924650E-04	-3.2226907E-05	1.2924650E-04	0.000000	-1.1083889E-15	2.7105054E-20	-8.1949756E-06
12	1.2287160E-04	-3.1509053E-05	1.2287160E-04	0.000000	-1.0173490E-15	0.000000	-7.5218641E-06
13	1.1664771E-04	-3.0718800E-05	1.1664771E-04	0.000000	-9.2993566E-16	0.000000	-6.8755654E-06
14	1.1058819E-04	-2.9866983E-05	1.1058819E-04	0.000000	-8.4631098E-16	-1.3552527E-20	-6.2572786E-06
15	1.0470437E-04	-2.8963315E-05	1.0470437E-04	0.000000	-7.6659728E-16	-1.3552527E-20	-5.6679080E-06
16	9.9005746E-05	-2.8016383E-05	9.9005746E-05	0.000000	-6.9088579E-16	0.000000	-5.1080898E-06
17	9.3500176E-05	-2.7033658E-05	9.3500176E-05	0.000000	-6.1921849E-16	1.3552527E-20	-4.5782149E-06
18	8.8194215E-05	-2.6021531E-05	8.8194215E-05	0.000000	-5.5162131E-16	1.3552527E-20	-4.0784633E-06
19	8.3093169E-05	-2.4985312E-05	8.3093169E-05	0.000000	-4.8809971E-16	0.000000	-3.6088104E-06
20	7.8201411E-05	-2.3929282E-05	7.8201411E-05	0.000000	-4.2861926E-16	0.000000	-3.1690600E-06
21	7.3522582E-05	-2.2856724E-05	7.3522582E-05	0.000000	-3.7313960E-16	0.000000	-2.7588629E-06
22	6.9059694E-05	-2.1769940E-05	6.9059694E-05	0.000000	-3.2159307E-16	0.000000	-2.3777282E-06
23	6.4815461E-05	-2.0670324E-05	6.4815461E-05	0.000000	-2.7389295E-16	-1.3552527E-20	-2.0250529E-06
24	6.0792386E-05	-1.9558378E-05	6.0792386E-05	0.000000	-2.2994640E-16	-1.3552527E-20	-1.7001300E-06
25	5.6992955E-05	-1.8433762E-05	5.6992955E-05	0.000000	-1.8964607E-16	-6.7762636E-21	-1.4021658E-06
26	5.3419802E-05	-1.7295339E-05	5.3419802E-05	0.000000	-1.5287335E-16	-6.7762636E-21	-1.1302934E-06
27	5.0075393E-05	-1.6148556E-05	5.0075393E-05	0.000000	-1.1950470E-16	0.000000	-8.8357695E-07
28	4.6960180E-05	-1.5005009E-05	4.6960180E-05	0.000000	-8.9398752E-17	-6.7762636E-21	-6.6097890E-07
29	4.4072502E-05	-1.3874766E-05	4.4072502E-05	0.000000	-6.2402429E-17	0.000000	-4.6137880E-07
30	4.1408812E-05	-1.2766445E-05	4.1408812E-05	0.000000	-3.8356139E-17	6.7762636E-21	-2.8359007E-07
31	3.8963977E-05	-1.1687334E-05	3.8963977E-05	0.000000	-1.7093132E-17	0.000000	-1.2638078E-07
32	3.6731538E-05	-1.0643499E-05	3.6731538E-05	0.000000	1.5565045E-18	0.000000	1.1508263E-08
33	3.4703908E-05	-9.6398709E-06	3.4703908E-05	0.000000	1.7765472E-17	-2.0328791E-20	1.3135085E-07
34	3.2872648E-05	-8.6803732E-06	3.2872648E-05	0.000000	3.1705473E-17	-6.7762636E-21	2.3441769E-07
35	3.1228617E-05	-7.7680000E-06	3.1228617E-05	0.000000	4.3546771E-17	0.000000	3.2196754E-07
36	2.9762162E-05	-6.9049133E-06	2.9762162E-05	0.000000	5.3456134E-17	3.3881318E-21	3.9523640E-07
37	2.8463278E-05	-6.0925353E-06	2.8463278E-05	0.000000	6.1597195E-17	1.0164395E-20	4.5542863E-07
38	2.7321724E-05	-5.3316153E-06	2.7321724E-05	0.000000	6.8127936E-17	3.3881318E-21	5.0371093E-07
39	2.6327189E-05	-4.6223329E-06	2.6327189E-05	0.000000	7.3199034E-17	-6.7762636E-21	5.4120461E-07
40	2.5469371E-05	-3.9643549E-06	2.5469371E-05	0.000000	7.6956005E-17	-6.7762636E-21	5.6898216E-07
41	2.4738078E-05	-3.3569085E-06	2.4738078E-05	0.000000	7.9536759E-17	6.7762636E-21	5.8806323E-07
42	2.4123315E-05	-2.7988443E-06	2.4123315E-05	0.000000	8.1071683E-17	-6.7762636E-21	5.9941185E-07
43	2.3615346E-05	-2.2886956E-06	2.3615346E-05	0.000000	8.1683397E-17	-1.6940659E-20	6.0393462E-07
44	2.3204758E-05	-1.8247321E-06	2.3204758E-05	0.000000	8.1485981E-17	6.7762636E-21	6.0247953E-07
45	2.2882505E-05	-1.4050116E-06	2.2882505E-05	0.000000	8.0587380E-17	6.7762636E-21	5.9583558E-07
46	2.2639947E-05	-1.0274162E-06	2.2639947E-05	0.000000	7.9086304E-17	-6.7762636E-21	5.8473275E-07
47	2.2468880E-05	-6.8970597E-07	2.2468880E-05	0.000000	1.7129066E-17	3.3881318E-21	5.6984284E-07
48	2.2407712E-05	-5.3514879E-07	2.2407712E-05	0.000000	1.6868429E-17	-1.0164395E-20	5.6117205E-07
49	2.2329496E-05	-2.5286658E-07	2.2329496E-05	0.000000	7.3271192E-17	0.000000	5.4173812E-07
50	2.2304302E-05	-4.5305743E-09	2.2304302E-05	0.000000	7.0324253E-17	3.3881318E-21	5.1994962E-07
51	2.2325583E-05	2.1228887E-07	2.2325583E-05	0.000000	6.7123578E-17	0.000000	4.9628510E-07
52	2.2387278E-05	4.0001465E-07	2.2387278E-05	0.000000	6.3727008E-17	0.000000	4.7117221E-07
53	2.2483809E-05	5.6104201E-07	2.2483809E-05	0.000000	6.0185812E-17	3.3881318E-21	4.4499001E-07
54	2.2610072E-05	6.9772045E-07	2.2610072E-05	0.000000	5.6545020E-17	0.000000	4.1807144E-07
55	2.2761426E-05	8.1233823E-07	2.2761426E-05	0.000000	5.2843768E-17	0.000000	3.9070585E-07

56	2.2933684E-05	9.0710924E-07	2.2933684E-05	0.000000	4.9115653E-17	-3.3881318E-21	3.6314164E-07
57	2.3123089E-05	9.8416198E-07	2.3123089E-05	0.000000	4.5389094E-17	3.3881318E-21	3.3558895E-07
58	2.3326303E-05	1.0455305E-06	2.3326303E-05	0.000000	4.1687697E-17	0.000000	3.0822229E-07
59	2.3540384E-05	1.0931472E-06	2.3540384E-05	0.000000	3.8030621E-17	0.000000	2.8118332E-07
60	2.3762767E-05	1.1288368E-06	2.3762767E-05	0.000000	3.4432933E-17	0.000000	2.5458344E-07
61	2.3991238E-05	1.1543118E-06	2.3991238E-05	0.000000	3.0905972E-17	0.000000	2.2850650E-07
62	2.4223917E-05	1.1711696E-06	2.4223917E-05	0.000000	2.7457699E-17	3.3881318E-21	2.0301133E-07
63	2.4459230E-05	1.1808895E-06	2.4459230E-05	0.000000	2.4093039E-17	0.000000	1.7813437E-07
64	2.4695888E-05	1.1848319E-06	2.4695888E-05	0.000000	2.0814219E-17	-3.3881318E-21	1.5389207E-07
65	2.4932860E-05	1.1842370E-06	2.4932860E-05	0.000000	1.7621100E-17	-6.7762636E-21	1.3028342E-07
66	2.5169354E-05	1.1802246E-06	2.5169354E-05	0.000000	1.4511493E-17	0.000000	1.0729222E-07
67	2.5404789E-05	1.1737945E-06	2.5404789E-05	0.000000	1.1481477E-17	-3.3881318E-21	8.4889484E-08
68	2.5638770E-05	1.1658269E-06	2.5638770E-05	0.000000	8.5256952E-18	3.3881318E-21	6.3035607E-08
69	2.5871068E-05	1.1570831E-06	2.5871068E-05	0.000000	5.6376580E-18	-6.7762636E-21	4.1682606E-08
70	2.6101594E-05	1.1482065E-06	2.6101594E-05	0.000000	2.8100294E-18	0.000000	2.0776242E-08
71	2.6330377E-05	1.1397234E-06	2.6330377E-05	0.000000	3.4909437E-20	6.7762636E-21	2.5810652E-10
72	2.6557537E-05	1.1320441E-06	2.6557537E-05	0.000000	-2.6958889E-18	-6.7762636E-21	-1.9932332E-08
73	2.6783268E-05	1.1254640E-06	2.6783268E-05	0.000000	-5.3905682E-18	0.000000	-3.9855722E-08
74	2.7007808E-05	1.1201640E-06	2.7007808E-05	0.000000	-8.0570798E-18	3.3881318E-21	-5.9570850E-08
75	2.7231423E-05	1.1162118E-06	2.7231423E-05	0.000000	-1.0702057E-17	3.3881318E-21	-7.9132699E-08
76	2.7454368E-05	1.1135619E-06	2.7454368E-05	0.000000	-1.3333438E-17	-6.7762636E-21	-9.8589543E-08
77	2.7676913E-05	1.1120566E-06	2.7676913E-05	0.000000	-1.5957703E-17	-3.3881318E-21	-1.1798492E-07
78	2.7899249E-05	1.1114260E-06	2.7899249E-05	0.000000	-1.8578250E-17	0.000000	-1.3734991E-07
79	2.8121527E-05	1.1112888E-06	2.8121527E-05	0.000000	-4.2395993E-17	6.7762636E-21	-1.5670607E-07

```
+-------------------------------------------------------------------------------------------------------------------------------+
|                   PARATIEPLUS(TM)   NLS ENGINE RELEASE  2018.0    FULL VERSION  *Build date:Nov 13, 2017*                    |
|                                                                                                                               |
|                                    NewProject.BaseDesignSection_28.A2M2R1_1213                                                |
|                                  Exe Time : 4 September 2018 18:06:52                                                         |
+-------------------------------------------------------------------------------------------------------------------------------+
New Project


S T R E S S   R E S U L T S   F O R   G R O U P   N O.   1

0_L                                                              :
ELEMENT TYPE    5 NO.OF ELEMENTS. IN THIS GROUP   79
C U R R E N T   T I M E   I S      2.0000

 HARDENING 2D SOIL ELEMENT

 ****** TOTAL STRESS FORMULATION *****

  EL *   FORCE     DISPL-Y  VERTICAL-P  HORIZON.-P     MAX-V-P     MAX-H-P           STATE   STIFFNESS Z-LEVEL      PORE
E FACTOR    UFACTOR       Peq           Su_a         Su_p     LAYER
 ------------------------------------------------------------------------------------------------------------------------------
-------------------------------------------------------------------------------------------
   1 D  3.3527E-04 -1.9717E-04  8.1973E-03  3.3527E-04  8.1973E-03  0.8690          ACTIVE   0.000       0.000       0.000
1.000       1.000      3.3527E-03   0.000       0.000     DI1_164_167_L_0
   2 D  0.2660     -1.9028E-04   3.252       1.330       3.252       5.549          ACTIVE   0.000     -0.2000       0.000
1.000       1.000       1.330       0.000       0.000     DI1_164_167_L_0
   3 D  0.6244     -1.8339E-04   6.708       3.122       6.708       9.781           UL-RL  3.6310E+04 -0.4000       0.000
1.000       1.000       3.122       0.000       0.000     DI1_164_167_L_0
   4 D   1.389     -1.7650E-04   10.44       6.947       10.44       13.36           UL-RL  3.6310E+04 -0.6000       0.000
1.000       1.000       6.947       0.000       0.000     DI1_164_167_L_0
   5 D   2.030     -1.6962E-04   14.36       10.15       14.36       16.31           UL-RL  3.6310E+04 -0.8000       0.000
1.000       1.000       10.15       0.000       0.000     DI1_164_167_L_0
   6 D   2.574     -1.6275E-04   18.38       12.87       18.38       18.78           UL-RL  3.6310E+04  -1.000       0.000
1.000       1.000       12.87       0.000       0.000     DI1_164_167_L_0
   7 D   3.051     -1.5590E-04   22.44       15.25       22.44       20.91           UL-RL  3.6310E+04  -1.200       0.000
1.000       1.000       15.25       0.000       0.000     DI1_164_167_L_0
   8 D   3.483     -1.4911E-04   26.77       17.41       26.77       22.83           UL-RL  3.6310E+04  -1.400       0.000
1.000       1.000       17.41       0.000       0.000     DI1_164_167_L_0
   9 D   3.885     -1.4238E-04   30.89       19.43       30.89       24.60           UL-RL  3.6310E+04  -1.600       0.000
1.000       1.000       19.43       0.000       0.000     DI1_164_167_L_0
  10 D   4.268     -1.3576E-04   35.92       21.34       35.92       26.27           UL-RL  3.6310E+04  -1.800       0.000
1.000       1.000       21.34       0.000       0.000     DI1_164_167_L_0
  11 D   4.638     -1.2925E-04   39.68       23.19       39.68       27.88           UL-RL  3.6310E+04  -2.000       0.000
1.000       1.000       23.19       0.000       0.000     DI1_164_167_L_0
  12 D   4.998     -1.2287E-04   43.36       24.99       43.36       29.45           UL-RL  3.6310E+04  -2.200       0.000
1.000       1.000       24.99       0.000       0.000     DI1_164_167_L_0
  13 D   5.351     -1.1665E-04   47.78       26.75       47.78       30.99           UL-RL  3.6310E+04  -2.400       0.000
1.000       1.000       26.75       0.000       0.000     DI1_164_167_L_0
  14 D   5.699     -1.1059E-04   51.30       28.49       51.30       32.51           UL-RL  3.6310E+04  -2.600       0.000
1.000       1.000       28.49       0.000       0.000     DI1_164_167_L_0
  15 D   6.042     -1.0470E-04   54.78       30.21       54.78       34.01           UL-RL  3.6310E+04  -2.800       0.000
1.000       1.000       30.21       0.000       0.000     DI1_164_167_L_0
  16 D   6.383     -9.9006E-05   58.88       31.91       58.88       35.51           UL-RL  3.6310E+04  -3.000       0.000
1.000       1.000       31.91       0.000       0.000     DI1_164_167_L_0
  17 D   6.720     -9.3500E-05   62.27       33.60       62.27       37.00           UL-RL  3.6310E+04  -3.200       0.000
1.000       1.000       33.60       0.000       0.000     DI1_164_167_L_0
  18 D   7.055     -8.8194E-05   66.21       35.28       66.21       38.48           UL-RL  3.6310E+04  -3.400       0.000
1.000       1.000       35.28       0.000       0.000     DI1_164_167_L_0
  19 D   7.388     -8.3093E-05   69.55       36.94       69.55       39.96           UL-RL  3.6310E+04  -3.600       0.000
1.000       1.000       36.94       0.000       0.000     DI1_164_167_L_0
  20 D   7.719     -7.8201E-05   72.87       38.59       72.87       41.43           UL-RL  3.6310E+04  -3.800       0.000
1.000       1.000       38.59       0.000       0.000     DI1_164_167_L_0
  21 D   8.048     -7.3523E-05   76.19       40.24       76.19       42.91           UL-RL  3.6310E+04  -4.000       0.000
1.000       1.000       40.24       0.000       0.000     DI1_164_167_L_0
  22 D   8.375     -6.9060E-05   79.95       41.88       79.95       44.38           UL-RL  3.6310E+04  -4.200       0.000
1.000       1.000       41.88       0.000       0.000     DI1_164_167_L_0
  23 D   8.701     -6.4815E-05   83.24       43.50       83.24       45.86           UL-RL  3.6310E+04  -4.400       0.000
1.000       1.000       43.50       0.000       0.000     DI1_164_167_L_0
  24 D   9.024     -6.0792E-05   86.52       45.12       86.52       47.33           UL-RL  3.6310E+04  -4.600       0.000
1.000       1.000       45.12       0.000       0.000     DI1_164_167_L_0
```

25 D	9.347	-5.6993E-05	90.19	46.73	90.19	48.80	UL-RL	3.6310E+04	-4.800	0.000		
1.000	1.000	46.73	0.000	0.000	DI1_164_167_L_0							
26 D	9.129	-5.3420E-05	93.45	45.65	93.45	50.28	UL-RL	8.6671E+04	-5.000	0.000		
1.000	1.000	45.65	0.000	0.000	DI2_165_168_L_0							
27 D	9.482	-5.0075E-05	96.70	47.41	96.70	51.75	UL-RL	8.6671E+04	-5.200	0.000		
1.000	1.000	47.41	0.000	0.000	DI2_165_168_L_0							
28 D	9.831	-4.6960E-05	100.3	49.16	100.3	53.23	UL-RL	8.6671E+04	-5.400	0.000		
1.000	1.000	49.16	0.000	0.000	DI2_165_168_L_0							
29 D	10.18	-4.4073E-05	103.5	50.88	103.5	54.70	UL-RL	8.6671E+04	-5.600	0.000		
1.000	1.000	50.88	0.000	0.000	DI2_165_168_L_0							
30 D	10.52	-4.1409E-05	106.8	52.59	106.8	56.18	UL-RL	8.6671E+04	-5.800	0.000		
1.000	1.000	52.59	0.000	0.000	DI2_165_168_L_0							
31 D	10.86	-3.8964E-05	110.3	54.28	110.3	57.66	UL-RL	8.6671E+04	-6.000	0.000		
1.000	1.000	54.28	0.000	0.000	DI2_165_168_L_0							
32 D	11.19	-3.6732E-05	113.6	55.95	113.6	59.14	UL-RL	8.6671E+04	-6.200	0.000		
1.000	1.000	55.95	0.000	0.000	DI2_165_168_L_0							
33 D	11.52	-3.4704E-05	116.8	57.61	116.8	60.62	UL-RL	8.6671E+04	-6.400	0.000		
1.000	1.000	57.61	0.000	0.000	DI2_165_168_L_0							
34 D	11.85	-3.2873E-05	120.3	59.25	120.3	62.10	UL-RL	8.6671E+04	-6.600	0.000		
1.000	1.000	59.25	0.000	0.000	DI2_165_168_L_0							
35 D	12.18	-3.1229E-05	123.5	60.88	123.5	63.58	UL-RL	8.6671E+04	-6.800	0.000		
1.000	1.000	60.88	0.000	0.000	DI2_165_168_L_0							
36 D	12.50	-2.9762E-05	126.7	62.49	126.7	65.07	UL-RL	8.6671E+04	-7.000	0.000		
1.000	1.000	62.49	0.000	0.000	DI2_165_168_L_0							
37 D	12.82	-2.8463E-05	130.2	64.09	130.2	66.55	UL-RL	8.6671E+04	-7.200	0.000		
1.000	1.000	64.09	0.000	0.000	DI2_165_168_L_0							
38 D	13.13	-2.7322E-05	133.4	65.67	133.4	68.04	UL-RL	8.6671E+04	-7.400	0.000		
1.000	1.000	65.67	0.000	0.000	DI2_165_168_L_0							
39 D	13.45	-2.6327E-05	136.7	67.25	136.7	69.53	UL-RL	8.6671E+04	-7.600	0.000		
1.000	1.000	67.25	0.000	0.000	DI2_165_168_L_0							
40 D	13.76	-2.5469E-05	140.1	68.82	140.1	71.02	UL-RL	8.6671E+04	-7.800	0.000		
1.000	1.000	68.82	0.000	0.000	DI2_165_168_L_0							
41 D	14.07	-2.4738E-05	143.3	70.37	143.3	72.52	UL-RL	8.6671E+04	-8.000	0.000		
1.000	1.000	70.37	0.000	0.000	DI2_165_168_L_0							
42 D	14.38	-2.4123E-05	146.5	71.92	146.5	74.01	UL-RL	8.6671E+04	-8.200	0.000		
1.000	1.000	71.92	0.000	0.000	DI2_165_168_L_0							
43 D	14.69	-2.3615E-05	150.0	73.46	150.0	75.51	UL-RL	8.6671E+04	-8.400	0.000		
1.000	1.000	73.46	0.000	0.000	DI2_165_168_L_0							
44 D	15.00	-2.3205E-05	153.2	74.99	153.2	77.00	UL-RL	8.6671E+04	-8.600	0.000		
1.000	1.000	74.99	0.000	0.000	DI2_165_168_L_0							
45 D	15.30	-2.2883E-05	156.4	76.52	156.4	78.50	UL-RL	8.6671E+04	-8.800	0.000		
1.000	1.000	76.52	0.000	0.000	DI2_165_168_L_0							
46 D	15.61	-2.2640E-05	159.8	78.04	159.8	80.00	UL-RL	8.6671E+04	-9.000	0.000		
1.000	1.000	78.04	0.000	0.000	DI2_165_168_L_0							
47 D	11.93	-2.2469E-05	163.0	79.56	163.0	81.50	UL-RL	8.6671E+04	-9.200	0.000		
1.000	1.000	79.56	0.000	0.000	DI2_165_168_L_0							
48 D	12.05	-2.2408E-05	164.7	80.31	164.7	82.26	UL-RL	8.6671E+04	-9.300	0.000		
1.000	1.000	80.31	0.000	0.000	DI2_165_168_L_0							
49 D	16.36	-2.2329E-05	167.9	81.82	167.9	83.76	UL-RL	8.6671E+04	-9.500	0.000		
1.000	1.000	81.82	0.000	0.000	DI2_165_168_L_0							
50 D	16.67	-2.2304E-05	171.1	83.33	171.1	85.26	UL-RL	8.6671E+04	-9.700	0.000		
1.000	1.000	83.33	0.000	0.000	DI2_165_168_L_0							
51 D	16.97	-2.2326E-05	174.5	84.84	174.5	86.77	UL-RL	8.6671E+04	-9.900	0.000		
1.000	1.000	84.84	0.000	0.000	DI2_165_168_L_0							
52 D	17.27	-2.2387E-05	177.7	86.34	177.7	88.28	UL-RL	8.6671E+04	-10.10	0.000		
1.000	1.000	86.34	0.000	0.000	DI2_165_168_L_0							
53 D	17.57	-2.2484E-05	180.9	87.84	180.9	89.79	UL-RL	8.6671E+04	-10.30	0.000		
1.000	1.000	87.84	0.000	0.000	DI2_165_168_L_0							
54 D	17.87	-2.2610E-05	184.3	89.34	184.3	91.30	UL-RL	8.6671E+04	-10.50	0.000		
1.000	1.000	89.34	0.000	0.000	DI2_165_168_L_0							
55 D	18.17	-2.2761E-05	187.5	90.84	187.5	92.82	UL-RL	8.6671E+04	-10.70	0.000		
1.000	1.000	90.84	0.000	0.000	DI2_165_168_L_0							
56 D	18.47	-2.2934E-05	190.7	92.34	190.7	94.33	UL-RL	8.6671E+04	-10.90	0.000		
1.000	1.000	92.34	0.000	0.000	DI2_165_168_L_0							
57 D	18.77	-2.3123E-05	194.1	93.84	194.1	95.85	UL-RL	8.6671E+04	-11.10	0.000		
1.000	1.000	93.84	0.000	0.000	DI2_165_168_L_0							
58 D	19.07	-2.3326E-05	197.3	95.34	197.3	97.36	UL-RL	8.6671E+04	-11.30	0.000		
1.000	1.000	95.34	0.000	0.000	DI2_165_168_L_0							
59 D	19.37	-2.3540E-05	200.5	96.84	200.5	98.88	UL-RL	8.6671E+04	-11.50	0.000		
1.000	1.000	96.84	0.000	0.000	DI2_165_168_L_0							
60 D	19.67	-2.3763E-05	203.9	98.34	203.9	100.4	UL-RL	8.6671E+04	-11.70	0.000		
1.000	1.000	98.34	0.000	0.000	DI2_165_168_L_0							
61 D	19.97	-2.3991E-05	207.1	99.84	207.1	101.9	UL-RL	8.6671E+04	-11.90	0.000		
1.000	1.000	99.84	0.000	0.000	DI2_165_168_L_0							

```
  62 D   20.27     -2.4224E-05   210.3       101.3       210.3       103.4          UL-RL  8.6671E+04  -12.10       0.000
1.000       1.000       101.3       0.000       0.000     DI2_165_168_L_0
  63 D   20.57     -2.4459E-05   213.7       102.8       213.7       105.0          UL-RL  8.6671E+04  -12.30       0.000
1.000       1.000       102.8       0.000       0.000     DI2_165_168_L_0
  64 D   20.87     -2.4696E-05   216.9       104.4       216.9       106.5          UL-RL  8.6671E+04  -12.50       0.000
1.000       1.000       104.4       0.000       0.000     DI2_165_168_L_0
  65 D   21.17     -2.4933E-05   220.1       105.9       220.1       108.0          UL-RL  8.6671E+04  -12.70       0.000
1.000       1.000       105.9       0.000       0.000     DI2_165_168_L_0
  66 D   21.47     -2.5169E-05   223.4       107.4       223.4       109.5          UL-RL  8.6671E+04  -12.90       0.000
1.000       1.000       107.4       0.000       0.000     DI2_165_168_L_0
  67 D   21.77     -2.5405E-05   226.6       108.9       226.6       111.1          UL-RL  8.6671E+04  -13.10       0.000
1.000       1.000       108.9       0.000       0.000     DI2_165_168_L_0
  68 D   22.08     -2.5639E-05   229.8       110.4       229.8       112.6          UL-RL  8.6671E+04  -13.30       0.000
1.000       1.000       110.4       0.000       0.000     DI2_165_168_L_0
  69 D   22.38     -2.5871E-05   233.2       111.9       233.2       114.1          UL-RL  8.6671E+04  -13.50       0.000
1.000       1.000       111.9       0.000       0.000     DI2_165_168_L_0
  70 D   22.68     -2.6102E-05   236.4       113.4       236.4       115.7          UL-RL  8.6671E+04  -13.70       0.000
1.000       1.000       113.4       0.000       0.000     DI2_165_168_L_0
  71 D   22.98     -2.6330E-05   239.6       114.9       239.6       117.2          UL-RL  8.6671E+04  -13.90       0.000
1.000       1.000       114.9       0.000       0.000     DI2_165_168_L_0
  72 D   23.29     -2.6558E-05   242.9       116.4       242.9       118.7          UL-RL  8.6671E+04  -14.10       0.000
1.000       1.000       116.4       0.000       0.000     DI2_165_168_L_0
  73 D   23.59     -2.6783E-05   246.1       117.9       246.1       120.3          UL-RL  8.6671E+04  -14.30       0.000
1.000       1.000       117.9       0.000       0.000     DI2_165_168_L_0
  74 D   23.89     -2.7008E-05   249.3       119.5       249.3       121.8          UL-RL  8.6671E+04  -14.50       0.000
1.000       1.000       119.5       0.000       0.000     DI2_165_168_L_0
  75 D   24.20     -2.7231E-05   252.7       121.0       252.7       123.3          UL-RL  8.6671E+04  -14.70       0.000
1.000       1.000       121.0       0.000       0.000     DI2_165_168_L_0
  76 D   24.50     -2.7454E-05   255.9       122.5       255.9       124.9          UL-RL  8.6671E+04  -14.90       0.000
1.000       1.000       122.5       0.000       0.000     DI2_165_168_L_0
  77 D   24.80     -2.7677E-05   259.1       124.0       259.1       126.4          UL-RL  8.6671E+04  -15.10       0.000
1.000       1.000       124.0       0.000       0.000     DI2_165_168_L_0
  78 D   25.11     -2.7899E-05   262.4       125.5       262.4       128.0          UL-RL  8.6671E+04  -15.30       0.000
1.000       1.000       125.5       0.000       0.000     DI2_165_168_L_0
  79 D   12.71     -2.8122E-05   265.6       127.1       265.6       129.5          UL-RL  8.6671E+04  -15.50       0.000
1.000       1.000       127.1       0.000       0.000     DI2_165_168_L_0
```

```
+-------------------------------------------------------------------------------------------------------------------------------+
|                   PARATIEPLUS(TM)   NLS ENGINE RELEASE  2018.0    FULL VERSION  *Build date:Nov 13, 2017*                    |
|                                                                                                                               |
|                                    NewProject.BaseDesignSection_28.A2M2R1_1213                                                |
|                                  Exe Time : 4 September 2018 18:06:52                                                         |
+-------------------------------------------------------------------------------------------------------------------------------+
New Project


S T R E S S   R E S U L T S   F O R   G R O U P   N O.   2

0_R                                                              :
ELEMENT TYPE    5 NO.OF ELEMENTS. IN THIS GROUP   79
C U R R E N T   T I M E   I S      2.0000

 HARDENING 2D SOIL ELEMENT

 ****** TOTAL STRESS FORMULATION *****

  EL *   FORCE     DISPL-Y  VERTICAL-P  HORIZON.-P     MAX-V-P     MAX-H-P           STATE   STIFFNESS Z-LEVEL      PORE
E FACTOR    UFACTOR       Peq           Su_a         Su_p     LAYER
 ------------------------------------------------------------------------------------------------------------------------------
-------------------------------------------------------------------------------------------
   1     0.000         --          --          --          --          --          REMOVED     --        0.000       0.000
1.000       1.000       0.000       0.000       0.000     not available
   2     0.000         --          --          --          --          --          REMOVED     --      -0.2000       0.000
1.000       1.000       0.000       0.000       0.000     not available
   3     0.000         --          --          --          --          --          REMOVED     --      -0.4000       0.000
1.000       1.000       0.000       0.000       0.000     not available
   4     0.000         --          --          --          --          --          REMOVED     --      -0.6000       0.000
1.000       1.000       0.000       0.000       0.000     not available
   5     0.000         --          --          --          --          --          REMOVED     --      -0.8000       0.000
1.000       1.000       0.000       0.000       0.000     not available
   6 D   0.000      1.6275E-04   0.000       0.000       16.00       18.78         PASSIVE   0.000      -1.000       0.000
1.000       1.000       0.000       0.000       0.000     DI1_164_167_L_0
   7 D   2.038      1.5590E-04   3.200       10.19       19.20       20.91         PASSIVE   0.000      -1.200       0.000
1.000       1.000       10.19       0.000       0.000     DI1_164_167_L_0
   8 D   4.077      1.4911E-04   6.400       20.38       22.40       22.83         PASSIVE   0.000      -1.400       0.000
1.000       1.000       20.38       0.000       0.000     DI1_164_167_L_0
   9 D   4.773      1.4238E-04   9.600       23.87       25.60       24.60           UL-RL  2.9713E+04  -1.600       0.000
1.000       1.000       23.87       0.000       0.000     DI1_164_167_L_0
  10 D   5.101      1.3576E-04   12.80       25.51       28.80       26.27           UL-RL  2.9713E+04  -1.800       0.000
1.000       1.000       25.51       0.000       0.000     DI1_164_167_L_0
  11 D   5.407      1.2925E-04   16.00       27.04       32.00       27.88           UL-RL  2.9713E+04  -2.000       0.000
1.000       1.000       27.04       0.000       0.000     DI1_164_167_L_0
  12 D   5.700      1.2287E-04   19.20       28.50       35.20       29.45           UL-RL  2.9713E+04  -2.200       0.000
1.000       1.000       28.50       0.000       0.000     DI1_164_167_L_0
  13 D   5.984      1.1665E-04   22.40       29.92       38.40       30.99           UL-RL  2.9713E+04  -2.400       0.000
1.000       1.000       29.92       0.000       0.000     DI1_164_167_L_0
  14 D   6.262      1.1059E-04   25.60       31.31       41.60       32.51           UL-RL  2.9713E+04  -2.600       0.000
1.000       1.000       31.31       0.000       0.000     DI1_164_167_L_0
  15 D   6.537      1.0470E-04   28.80       32.69       44.80       34.01           UL-RL  2.9713E+04  -2.800       0.000
1.000       1.000       32.69       0.000       0.000     DI1_164_167_L_0
  16 D   6.809      9.9006E-05   32.00       34.05       48.00       35.51           UL-RL  2.9713E+04  -3.000       0.000
1.000       1.000       34.05       0.000       0.000     DI1_164_167_L_0
  17 D   7.080      9.3500E-05   35.20       35.40       51.20       37.00           UL-RL  2.9713E+04  -3.200       0.000
1.000       1.000       35.40       0.000       0.000     DI1_164_167_L_0
  18 D   7.350      8.8194E-05   38.40       36.75       54.40       38.48           UL-RL  2.9713E+04  -3.400       0.000
1.000       1.000       36.75       0.000       0.000     DI1_164_167_L_0
  19 D   7.620      8.3093E-05   41.60       38.10       57.60       39.96           UL-RL  2.9713E+04  -3.600       0.000
1.000       1.000       38.10       0.000       0.000     DI1_164_167_L_0
  20 D   7.891      7.8201E-05   44.80       39.45       60.80       41.43           UL-RL  2.9713E+04  -3.800       0.000
1.000       1.000       39.45       0.000       0.000     DI1_164_167_L_0
  21 D   8.161      7.3523E-05   48.00       40.81       64.00       42.91           UL-RL  2.9713E+04  -4.000       0.000
1.000       1.000       40.81       0.000       0.000     DI1_164_167_L_0
  22 D   8.433      6.9060E-05   51.20       42.16       67.20       44.38           UL-RL  2.9713E+04  -4.200       0.000
1.000       1.000       42.16       0.000       0.000     DI1_164_167_L_0
  23 D   8.705      6.4815E-05   54.40       43.52       70.40       45.86           UL-RL  2.9713E+04  -4.400       0.000
1.000       1.000       43.52       0.000       0.000     DI1_164_167_L_0
  24 D   8.978      6.0792E-05   57.60       44.89       73.60       47.33           UL-RL  2.9713E+04  -4.600       0.000
1.000       1.000       44.89       0.000       0.000     DI1_164_167_L_0
```

25 D	9.252	5.6993E-05	60.80	46.26	76.80	48.80	UL-RL	2.9713E+04	-4.800	0.000	
1.000	1.000	46.26	0.000	0.000	DI1_164_167_L_0						
26 D	9.894	5.3420E-05	64.00	49.47	80.00	50.28	UL-RL	6.3955E+04	-5.000	0.000	
1.000	1.000	49.47	0.000	0.000	DI2_165_168_L_0						
27 D	10.15	5.0075E-05	67.20	50.74	83.20	51.75	UL-RL	6.3955E+04	-5.200	0.000	
1.000	1.000	50.74	0.000	0.000	DI2_165_168_L_0						
28 D	10.40	4.6960E-05	70.40	52.02	86.40	53.23	UL-RL	6.3955E+04	-5.400	0.000	
1.000	1.000	52.02	0.000	0.000	DI2_165_168_L_0						
29 D	10.66	4.4073E-05	73.60	53.32	89.60	54.70	UL-RL	6.3955E+04	-5.600	0.000	
1.000	1.000	53.32	0.000	0.000	DI2_165_168_L_0						
30 D	10.93	4.1409E-05	76.80	54.64	92.80	56.18	UL-RL	6.3955E+04	-5.800	0.000	
1.000	1.000	54.64	0.000	0.000	DI2_165_168_L_0						
31 D	11.19	3.8964E-05	80.00	55.97	96.00	57.66	UL-RL	6.3955E+04	-6.000	0.000	
1.000	1.000	55.97	0.000	0.000	DI2_165_168_L_0						
32 D	11.46	3.6732E-05	83.20	57.31	99.20	59.14	UL-RL	6.3955E+04	-6.200	0.000	
1.000	1.000	57.31	0.000	0.000	DI2_165_168_L_0						
33 D	11.73	3.4704E-05	86.40	58.67	102.4	60.62	UL-RL	6.3955E+04	-6.400	0.000	
1.000	1.000	58.67	0.000	0.000	DI2_165_168_L_0						
34 D	12.01	3.2873E-05	89.60	60.04	105.6	62.10	UL-RL	6.3955E+04	-6.600	0.000	
1.000	1.000	60.04	0.000	0.000	DI2_165_168_L_0						
35 D	12.28	3.1229E-05	92.80	61.42	108.8	63.58	UL-RL	6.3955E+04	-6.800	0.000	
1.000	1.000	61.42	0.000	0.000	DI2_165_168_L_0						
36 D	12.56	2.9762E-05	96.00	62.82	112.0	65.07	UL-RL	6.3955E+04	-7.000	0.000	
1.000	1.000	62.82	0.000	0.000	DI2_165_168_L_0						
37 D	12.85	2.8463E-05	99.20	64.23	115.2	66.55	UL-RL	6.3955E+04	-7.200	0.000	
1.000	1.000	64.23	0.000	0.000	DI2_165_168_L_0						
38 D	13.13	2.7322E-05	102.4	65.64	118.4	68.04	UL-RL	6.3955E+04	-7.400	0.000	
1.000	1.000	65.64	0.000	0.000	DI2_165_168_L_0						
39 D	13.41	2.6327E-05	105.6	67.07	121.6	69.53	UL-RL	6.3955E+04	-7.600	0.000	
1.000	1.000	67.07	0.000	0.000	DI2_165_168_L_0						
40 D	13.70	2.5469E-05	108.8	68.51	124.8	71.02	UL-RL	6.3955E+04	-7.800	0.000	
1.000	1.000	68.51	0.000	0.000	DI2_165_168_L_0						
41 D	13.99	2.4738E-05	112.0	69.96	128.0	72.52	UL-RL	6.3955E+04	-8.000	0.000	
1.000	1.000	69.96	0.000	0.000	DI2_165_168_L_0						
42 D	14.28	2.4123E-05	115.2	71.42	131.2	74.01	UL-RL	6.3955E+04	-8.200	0.000	
1.000	1.000	71.42	0.000	0.000	DI2_165_168_L_0						
43 D	14.58	2.3615E-05	118.4	72.89	134.4	75.51	UL-RL	6.3955E+04	-8.400	0.000	
1.000	1.000	72.89	0.000	0.000	DI2_165_168_L_0						
44 D	14.87	2.3205E-05	121.6	74.36	137.6	77.00	UL-RL	6.3955E+04	-8.600	0.000	
1.000	1.000	74.36	0.000	0.000	DI2_165_168_L_0						
45 D	15.17	2.2883E-05	124.8	75.84	140.8	78.50	UL-RL	6.3955E+04	-8.800	0.000	
1.000	1.000	75.84	0.000	0.000	DI2_165_168_L_0						
46 D	15.47	2.2640E-05	128.0	77.33	144.0	80.00	UL-RL	6.3955E+04	-9.000	0.000	
1.000	1.000	77.33	0.000	0.000	DI2_165_168_L_0						
47 D	11.82	2.2469E-05	131.2	78.83	147.2	81.50	UL-RL	6.3955E+04	-9.200	0.000	
1.000	1.000	78.83	0.000	0.000	DI2_165_168_L_0						
48 D	11.94	2.2408E-05	132.8	79.57	148.8	82.26	UL-RL	6.3955E+04	-9.300	0.000	
1.000	1.000	79.57	0.000	0.000	DI2_165_168_L_0						
49 D	16.22	2.2329E-05	136.0	81.08	152.0	83.76	UL-RL	6.3955E+04	-9.500	0.000	
1.000	1.000	81.08	0.000	0.000	DI2_165_168_L_0						
50 D	16.52	2.2304E-05	139.2	82.58	155.2	85.26	UL-RL	6.3955E+04	-9.700	0.000	
1.000	1.000	82.58	0.000	0.000	DI2_165_168_L_0						
51 D	16.82	2.2326E-05	142.4	84.09	158.4	86.77	UL-RL	6.3955E+04	-9.900	0.000	
1.000	1.000	84.09	0.000	0.000	DI2_165_168_L_0						
52 D	17.12	2.2387E-05	145.6	85.61	161.6	88.28	UL-RL	6.3955E+04	-10.10	0.000	
1.000	1.000	85.61	0.000	0.000	DI2_165_168_L_0						
53 D	17.43	2.2484E-05	148.8	87.13	164.8	89.79	UL-RL	6.3955E+04	-10.30	0.000	
1.000	1.000	87.13	0.000	0.000	DI2_165_168_L_0						
54 D	17.73	2.2610E-05	152.0	88.65	168.0	91.30	UL-RL	6.3955E+04	-10.50	0.000	
1.000	1.000	88.65	0.000	0.000	DI2_165_168_L_0						
55 D	18.03	2.2761E-05	155.2	90.17	171.2	92.82	UL-RL	6.3955E+04	-10.70	0.000	
1.000	1.000	90.17	0.000	0.000	DI2_165_168_L_0						
56 D	18.34	2.2934E-05	158.4	91.70	174.4	94.33	UL-RL	6.3955E+04	-10.90	0.000	
1.000	1.000	91.70	0.000	0.000	DI2_165_168_L_0						
57 D	18.65	2.3123E-05	161.6	93.23	177.6	95.85	UL-RL	6.3955E+04	-11.10	0.000	
1.000	1.000	93.23	0.000	0.000	DI2_165_168_L_0						
58 D	18.95	2.3326E-05	164.8	94.76	180.8	97.36	UL-RL	6.3955E+04	-11.30	0.000	
1.000	1.000	94.76	0.000	0.000	DI2_165_168_L_0						
59 D	19.26	2.3540E-05	168.0	96.30	184.0	98.88	UL-RL	6.3955E+04	-11.50	0.000	
1.000	1.000	96.30	0.000	0.000	DI2_165_168_L_0						
60 D	19.57	2.3763E-05	171.2	97.83	187.2	100.4	UL-RL	6.3955E+04	-11.70	0.000	
1.000	1.000	97.83	0.000	0.000	DI2_165_168_L_0						
61 D	19.87	2.3991E-05	174.4	99.37	190.4	101.9	UL-RL	6.3955E+04	-11.90	0.000	
1.000	1.000	99.37	0.000	0.000	DI2_165_168_L_0						

62 D	20.18	2.4224E-05	177.6	100.9	193.6	103.4	UL-RL	6.3955E+04	-12.10	0.000	
1.000	1.000	100.9	0.000	0.000	DI2_165_168_L_0						
63 D	20.49	2.4459E-05	180.8	102.4	196.8	105.0	UL-RL	6.3955E+04	-12.30	0.000	
1.000	1.000	102.4	0.000	0.000	DI2_165_168_L_0						
64 D	20.80	2.4696E-05	184.0	104.0	200.0	106.5	UL-RL	6.3955E+04	-12.50	0.000	
1.000	1.000	104.0	0.000	0.000	DI2_165_168_L_0						
65 D	21.11	2.4933E-05	187.2	105.5	203.2	108.0	UL-RL	6.3955E+04	-12.70	0.000	
1.000	1.000	105.5	0.000	0.000	DI2_165_168_L_0						
66 D	21.41	2.5169E-05	190.4	107.1	206.4	109.5	UL-RL	6.3955E+04	-12.90	0.000	
1.000	1.000	107.1	0.000	0.000	DI2_165_168_L_0						
67 D	21.72	2.5405E-05	193.6	108.6	209.6	111.1	UL-RL	6.3955E+04	-13.10	0.000	
1.000	1.000	108.6	0.000	0.000	DI2_165_168_L_0						
68 D	22.03	2.5639E-05	196.8	110.2	212.8	112.6	UL-RL	6.3955E+04	-13.30	0.000	
1.000	1.000	110.2	0.000	0.000	DI2_165_168_L_0						
69 D	22.34	2.5871E-05	200.0	111.7	216.0	114.1	UL-RL	6.3955E+04	-13.50	0.000	
1.000	1.000	111.7	0.000	0.000	DI2_165_168_L_0						
70 D	22.65	2.6102E-05	203.2	113.3	219.2	115.7	UL-RL	6.3955E+04	-13.70	0.000	
1.000	1.000	113.3	0.000	0.000	DI2_165_168_L_0						
71 D	22.96	2.6330E-05	206.4	114.8	222.4	117.2	UL-RL	6.3955E+04	-13.90	0.000	
1.000	1.000	114.8	0.000	0.000	DI2_165_168_L_0						
72 D	23.27	2.6558E-05	209.6	116.4	225.6	118.7	UL-RL	6.3955E+04	-14.10	0.000	
1.000	1.000	116.4	0.000	0.000	DI2_165_168_L_0						
73 D	23.58	2.6783E-05	212.8	117.9	228.8	120.3	UL-RL	6.3955E+04	-14.30	0.000	
1.000	1.000	117.9	0.000	0.000	DI2_165_168_L_0						
74 D	23.89	2.7008E-05	216.0	119.5	232.0	121.8	UL-RL	6.3955E+04	-14.50	0.000	
1.000	1.000	119.5	0.000	0.000	DI2_165_168_L_0						
75 D	24.20	2.7231E-05	219.2	121.0	235.2	123.3	UL-RL	6.3955E+04	-14.70	0.000	
1.000	1.000	121.0	0.000	0.000	DI2_165_168_L_0						
76 D	24.51	2.7454E-05	222.4	122.6	238.4	124.9	UL-RL	6.3955E+04	-14.90	0.000	
1.000	1.000	122.6	0.000	0.000	DI2_165_168_L_0						
77 D	24.82	2.7677E-05	225.6	124.1	241.6	126.4	UL-RL	6.3955E+04	-15.10	0.000	
1.000	1.000	124.1	0.000	0.000	DI2_165_168_L_0						
78 D	25.13	2.7899E-05	228.8	125.7	244.8	128.0	UL-RL	6.3955E+04	-15.30	0.000	
1.000	1.000	125.7	0.000	0.000	DI2_165_168_L_0						
79 D	12.72	2.8122E-05	232.0	127.2	248.0	129.5	UL-RL	6.3955E+04	-15.50	0.000	
1.000	1.000	127.2	0.000	0.000	DI2_165_168_L_0						

```
+-------------------------------------------------------------------------------------------------------------------------+
|                   PARATIEPLUS(TM)   NLS ENGINE RELEASE  2018.0    FULL VERSION  *Build date:Nov 13, 2017*              |
|                                                                                                                         |
|                                      NewProject.BaseDesignSection_28.A2M2R1_1213                                        |
|                                    Exe Time : 4 September 2018 18:06:52                                                 |
+-------------------------------------------------------------------------------------------------------------------------+
New Project


S T R E S S   R E S U L T S   F O R   G R O U P   N O.   3

WallElement_33                                                :
ELEMENT TYPE    2 NO.OF ELEMENTS. IN THIS GROUP   78
C U R R E N T   T I M E   I S     2.0000

 WALL2D ELEMENT

   EL      TA          TB          MA          MB
-------------------------------------------------------
    1 3.19322E-04-3.19322E-04-4.47642E-12 6.38643E-05
    2 0.26634    -0.26634    -6.38643E-05 5.33311E-02
    3 0.89075    -0.89075    -5.33311E-02 0.23148
    4  2.2802     -2.2802    -0.23148     0.68751
    5  4.3098     -4.3098    -0.68751      1.5495
    6  6.8835     -6.8835     -1.5495      2.9262
    7  7.8957     -7.8957     -2.9262      4.5053
    8  7.3017     -7.3017     -4.5053      5.9656
    9  6.4139     -6.4139     -5.9656      7.2484
   10  5.5812     -5.5812     -7.2484      8.3647
   11  4.8119     -4.8119     -8.3647      9.3270
   12  4.1097     -4.1097     -9.3270      10.149
   13  3.4765     -3.4765     -10.149      10.844
   14  2.9129     -2.9129     -10.844      11.427
   15  2.4183     -2.4183     -11.427      11.911
   16  1.9918     -1.9918     -11.911      12.309
   17  1.6319     -1.6319     -12.309      12.635
   18  1.3368     -1.3368     -12.635      12.903
   19  1.1045     -1.1045     -12.903      13.124
   20 0.93286    -0.93286     -13.124      13.310
   21 0.81946    -0.81946     -13.310      13.474
   22 0.76185    -0.76185     -13.474      13.626
   23 0.75748    -0.75748     -13.626      13.778
   24 0.80371    -0.80371     -13.778      13.939
   25 0.89781    -0.89781     -13.939      14.118
   26 0.13311    -0.13311     -14.118      14.145
   27-0.53275     0.53275     -14.145      14.038
   28 -1.1065      1.1065     -14.038      13.817
   29 -1.5949      1.5949     -13.817      13.498
   30 -2.0045      2.0045     -13.498      13.097
   31 -2.3419      2.3419     -13.097      12.629
   32 -2.6133      2.6133     -12.629      12.106
   33 -2.8248      2.8248     -12.106      11.541
   34 -2.9822      2.9822     -11.541      10.945
   35 -3.0912      3.0912     -10.945      10.326
   36 -3.1570      3.1570     -10.326      9.6950
   37 -3.1845      3.1845     -9.6950      9.0581
   38 -3.1786      3.1786     -9.0581      8.4224
   39 -3.1435      3.1435     -8.4224      7.7937
   40 -3.0833      3.0833     -7.7937      7.1770
   41 -3.0019      3.0019     -7.1770      6.5766
   42 -2.9026      2.9026     -6.5766      5.9961
   43 -2.7887      2.7887     -5.9961      5.4384
   44 -2.6630      2.6630     -5.4384      4.9058
   45 -2.5282      2.5282     -4.9058      4.4002
   46 -2.3867      2.3867     -4.4002      3.9228
   47 -2.2771      2.2771     -3.9228      3.6951
   48 -2.1663      2.1663     -3.6951      3.2618
   49 -2.0168      2.0168     -3.2618      2.8585
   50 -1.8669      1.8669     -2.8585      2.4851
   51 -1.7182      1.7182     -2.4851      2.1415
   52 -1.5718      1.5718     -2.1415      1.8271
```

```
53 -1.4287      1.4287     -1.8271      1.5414
54 -1.2898      1.2898     -1.5414      1.2834
55 -1.1559      1.1559     -1.2834      1.0522
56 -1.0275      1.0275     -1.0522     0.84674
57-0.90521     0.90521    -0.84674     0.66570
58-0.78939     0.78939    -0.66570     0.50782
59-0.68035     0.68035    -0.50782     0.37175
60-0.57834     0.57834    -0.37175     0.25609
61-0.48353     0.48353    -0.25609     0.15938
62-0.39603     0.39603    -0.15938     8.01723E-02
63-0.31591     0.31591    -8.01723E-02 1.69896E-02
64-0.24321     0.24321    -1.69896E-02-3.16519E-02
65-0.17791     0.17791     3.16519E-02-6.72347E-02
66-0.12001     0.12001     6.72347E-02-9.12365E-02
67-6.94535E-02 6.94535E-02 9.12365E-02-0.10513
68-2.61948E-02 2.61948E-02 0.10513    -0.11037
69 9.82518E-03-9.82518E-03 0.11037    -0.10840
70 3.86671E-02-3.86671E-02 0.10840    -0.10067
71 6.03906E-02-6.03906E-02 0.10067    -8.85896E-02
72 7.50510E-02-7.50510E-02 8.85896E-02-7.35794E-02
73 8.26980E-02-8.26980E-02 7.35794E-02-5.70398E-02
74 8.33733E-02-8.33733E-02 5.70398E-02-4.03651E-02
75 7.71108E-02-7.71108E-02 4.03651E-02-2.49437E-02
76 6.39362E-02-6.39362E-02 2.49437E-02-1.21565E-02
77 4.38670E-02-4.38670E-02 1.21565E-02-3.38308E-03
78 1.69146E-02-1.69146E-02 3.38308E-03 4.68958E-13
```

```
+-------------------------------------------------------------------------------------------------------------------------+
|                   PARATIEPLUS(TM)   NLS ENGINE RELEASE  2018.0    FULL VERSION  *Build date:Nov 13, 2017*              |
|                                                                                                                         |
|                                     NewProject.BaseDesignSection_28.A2M2R1_1213                                         |
|                                  Exe Time : 4 September 2018 18:06:52                                                   |
+-------------------------------------------------------------------------------------------------------------------------+
New Project


S T R E S S   R E S U L T S   F O R   G R O U P   N O.   4

WallElement_New_76649                                          :
ELEMENT TYPE    2 NO.OF ELEMENTS. IN THIS GROUP   47
C U R R E N T   T I M E   I S     2.0000

 WALL2D ELEMENT

   EL      TA          TB          MA          MB
-----------------------------------------------------

***** NO ONE ELEMENT ACTIVE AT CURRENT STEP *****
```

```
+-------------------------------------------------------------------------------------------------------------------------+
|                   PARATIEPLUS(TM)   NLS ENGINE RELEASE  2018.0    FULL VERSION  *Build date:Nov 13, 2017*              |
|                                                                                                                         |
|                                     NewProject.BaseDesignSection_28.A2M2R1_1213                                         |
|                                  Exe Time : 4 September 2018 18:06:52                                                   |
+-------------------------------------------------------------------------------------------------------------------------+
New Project


S T R E S S   R E S U L T S   F O R   G R O U P   N O.   5

Tieback_175                                                :
ELEMENT TYPE    6 NO.OF ELEMENTS. IN THIS GROUP    1
C U R R E N T   T I M E   I S      2.0000

 POST-TENSION 2D-BOUNDARY ELEMENT

         EL    FORCE          d0          EDISPL     pl. eps          K     -ve limit   +ve limit
-----------------------------------------------------------------------------------------------------

***** NO ONE ELEMENT ACTIVE AT CURRENT STEP *****

ITER     0 RNORM = 0.000     RMNORM= 0.000
           RINORM=0.5088E+05 RIMNOR= 9471.
           RENORM=0.1439E+05 REMNOR=0.4187E-21 RATIO =0.5317     TOLER =0.1000E-03  NOT CONVERGED
           RFMAX = 119.9     RMMAX = 14.14
           RTSMAL=0.1000E-02 RMSMAL=0.1000E-03
           RDT   =0.5088E+05 RDR   = 9471.
           RATIOT=0.5317     RATIOR= 0.000
           MAX UN=0.1595E-04 IEQ=     3 NODE      1 DOF   3  Y-DISPL.S
           MIN UN=-119.9     IEQ=     1 NODE      1 DOF   1  Y-DISPL.F
           NO. OF CONTACT CONSTRAINT VIOLATIONS     0


ITER     2 RNORM = 0.000     RMNORM= 0.000
           RINORM=0.5088E+05 RIMNOR= 9471.
           RENORM= 162.4     REMNOR=0.3073E-19 RATIO =0.5650E-01 TOLER =0.1000E-03  NOT CONVERGED
           RFMAX = 119.9     RMMAX = 14.14
           RTSMAL=0.1000E-02 RMSMAL=0.1000E-03
           RDT   =0.5088E+05 RDR   = 9471.
           RATIOT=0.5650E-01 RATIOR= 0.000
           MAX UN=0.6927E-01 IEQ=   201 NODE     41 DOF   1  Y-DISPL.F
           MIN UN=-7.443     IEQ=     6 NODE      2 DOF   1  Y-DISPL.F
           NO. OF CONTACT CONSTRAINT VIOLATIONS     0


ITER     3 RNORM = 0.000     RMNORM= 0.000
           RINORM=0.5088E+05 RIMNOR= 9471.
           RENORM= 6.579     REMNOR=0.3588E-19 RATIO =0.1137E-01 TOLER =0.1000E-03  NOT CONVERGED
           RFMAX = 119.9     RMMAX = 14.14
           RTSMAL=0.1000E-02 RMSMAL=0.1000E-03
           RDT   =0.5088E+05 RDR   = 9471.
           RATIOT=0.1137E-01 RATIOR= 0.000
           MAX UN=0.9308E-01 IEQ=   251 NODE     51 DOF   1  Y-DISPL.F
           MIN UN=-1.874     IEQ=    51 NODE     11 DOF   1  Y-DISPL.F
           NO. OF CONTACT CONSTRAINT VIOLATIONS     0


ITER     4 RNORM = 0.000     RMNORM= 0.000
           RINORM=0.5088E+05 RIMNOR= 9471.
           RENORM=0.3225E-01 REMNOR=0.1258E-19 RATIO =0.7962E-03 TOLER =0.1000E-03  NOT CONVERGED
           RFMAX = 119.9     RMMAX = 14.14
           RTSMAL=0.1000E-02 RMSMAL=0.1000E-03
           RDT   =0.5088E+05 RDR   = 9471.
           RATIOT=0.7962E-03 RATIOR= 0.000
           MAX UN=0.6590E-02 IEQ=   181 NODE     37 DOF   1  Y-DISPL.F
           MIN UN=-.1794     IEQ=    71 NODE     15 DOF   1  Y-DISPL.F
           NO. OF CONTACT CONSTRAINT VIOLATIONS     0


ITER     5 RNORM = 0.000     RMNORM= 0.000
```

```
RINORM=0.5088E+05 RIMNOR= 9471.
RENORM=0.2367E-08 REMNOR=0.9134E-20 RATIO =0.2157E-06 TOLER =0.1000E-03      CONVERGED !
RFMAX = 119.9     RMMAX = 14.14
RTSMAL=0.1000E-02 RMSMAL=0.1000E-03
RDT   =0.5088E+05 RDR   = 9471.
RATIOT=0.2157E-06 RATIOR= 0.000
MAX UN=0.4828E-04 IEQ=   196 NODE     40 DOF   1  Y-DISPL.F
MIN UN=-.1753E-05 IEQ=     3 NODE      1 DOF   3  Y-DISPL.S
NO. OF CONTACT CONSTRAINT VIOLATIONS     0
```

```
+-------------------------------------------------------------------------------------------------------------------------+
|                  PARATIEPLUS(TM)   NLS ENGINE RELEASE  2018.0    FULL VERSION  *Build date:Nov 13, 2017*              |
|                                                                                                                         |
|                                    NewProject.BaseDesignSection_28.A2M2R1_1213                                          |
|                                 Exe Time : 4 September 2018 18:06:52                                                    |
+-------------------------------------------------------------------------------------------------------------------------+
New Project
SOLUTION REACHED USING     5 ITERATIONS ON   40

P R I N T   O U T   F O R   T I M E   S T E P    3     ( AT TIME   3.000     )

PRINT OUT OF ACTIVE COMPONENTS (FIXED NODES ARE NOT PRINTED OUT)
```

	Y-DISPL.F (02)	X-ROT. F (04)	Y-DISPL.S (08)	X-ROT. S (10)	Y-FORCE (14)	GAP	C-FORCE
1	-1.8095242E-03	4.7532306E-04	-1.8095242E-03	0.000000	4.7432338E-16	-4.3368087E-19	1.7534769E-06
2	-1.7145245E-03	4.7434972E-04	-1.7145245E-03	0.000000	2.3010352E-16	6.5052130E-19	1.7012917E-06
3	-1.6199130E-03	4.7144649E-04	-1.6199130E-03	0.000000	2.2304538E-16	-2.1684043E-19	1.6491067E-06
4	-1.5260711E-03	4.6666487E-04	-1.5260711E-03	0.000000	2.1598732E-16	-4.3368087E-19	1.5969223E-06
5	-1.4333663E-03	4.6009348E-04	-1.4333663E-03	0.000000	2.0892943E-16	-2.1684043E-19	1.5447391E-06
6	-1.3421445E-03	4.5186051E-04	-1.3421445E-03	0.000000	2.0187179E-16	0.000000	1.4925578E-06
7	-1.2527226E-03	4.4212013E-04	-1.2527226E-03	0.000000	1.9481405E-16	0.000000	1.4403757E-06
8	-1.1653864E-03	4.3103021E-04	-1.1653864E-03	0.000000	1.8775338E-16	0.000000	1.3881720E-06
9	-1.0803903E-03	4.1874444E-04	-1.0803903E-03	0.000000	1.8068414E-16	0.000000	1.3359049E-06
10	-9.9795840E-04	4.0541190E-04	-9.9795840E-04	0.000000	1.7359791E-16	0.000000	1.2835123E-06
11	-9.1828567E-04	3.9117681E-04	-9.1828567E-04	0.000000	1.6648366E-16	-1.0842022E-19	1.2309123E-06
12	-8.4153856E-04	3.7617855E-04	-8.4153856E-04	0.000000	1.5932778E-16	0.000000	1.1780047E-06
13	-7.6785616E-04	3.6055162E-04	-7.6785616E-04	0.000000	1.5211426E-16	0.000000	1.1246709E-06
14	-6.9735117E-04	3.4442577E-04	-6.9735117E-04	0.000000	1.4482475E-16	0.000000	1.0707752E-06
15	-6.3011077E-04	3.2792619E-04	-6.3011077E-04	0.000000	1.3743866E-16	0.000000	1.0161655E-06
16	-5.6619756E-04	3.1117361E-04	-5.6619756E-04	0.000000	1.2994741E-16	0.000000	9.6077102E-07
17	-5.0565026E-04	2.9428256E-04	-5.0565026E-04	0.000000	1.2238947E-16	0.000000	9.0489107E-07
18	-4.4848643E-04	2.7735862E-04	-4.4848643E-04	0.000000	1.1481475E-16	1.6263033E-19	8.4889350E-07
19	-3.9470266E-04	2.6049702E-04	-3.9470266E-04	0.000000	1.0727053E-16	5.4210109E-20	7.9311460E-07
20	-3.4427774E-04	2.4378355E-04	-3.4427774E-04	0.000000	9.9796769E-17	0.000000	7.3786219E-07
21	-2.9717446E-04	2.2729516E-04	-2.9717446E-04	0.000000	9.2433045E-17	-5.4210109E-20	6.8341740E-07
22	-2.5334036E-04	2.1110019E-04	-2.5334036E-04	0.000000	8.5213723E-17	0.000000	6.3003555E-07
23	-2.1271077E-04	1.9525944E-04	-2.1271077E-04	0.000000	7.8168977E-17	-2.7105054E-20	5.7794957E-07
24	-1.7520940E-04	1.7982638E-04	-1.7520940E-04	0.000000	7.1328074E-17	-2.7105054E-20	5.2737072E-07
25	-1.4074992E-04	1.6484782E-04	-1.4074992E-04	0.000000	6.4716936E-17	-2.7105054E-20	4.7849066E-07
26	-1.0923726E-04	1.5036440E-04	-1.0923726E-04	0.000000	5.8358543E-17	-1.3552527E-20	4.3148314E-07
27	-8.0568179E-05	1.3642281E-04	-8.0568179E-05	0.000000	5.2274907E-17	-1.3552527E-20	3.8650282E-07
28	-5.4628833E-05	1.2307300E-04	-5.4628833E-05	0.000000	4.6482613E-17	-1.3552527E-20	3.4367400E-07
29	-3.1296882E-05	1.1035463E-04	-3.1296882E-05	0.000000	4.0993821E-17	6.7762636E-21	3.0309204E-07
30	-1.0442878E-05	9.8297801E-05	-1.0442878E-05	0.000000	3.5818224E-17	1.5246593E-20	2.6482573E-07
31	8.0677820E-06	8.6924128E-05	8.0677820E-06	0.000000	3.0961748E-17	3.3881318E-21	2.2892060E-07
32	2.4373148E-05	7.6247279E-05	2.4373148E-05	0.000000	2.6428215E-17	6.7762636E-21	1.9540120E-07
33	3.8613434E-05	6.6272782E-05	3.8613434E-05	0.000000	2.2217876E-17	-1.3552527E-20	1.6427016E-07
34	5.0928965E-05	5.6998839E-05	5.0928965E-05	0.000000	1.8328199E-17	0.000000	1.3551143E-07
35	6.1459115E-05	4.8417085E-05	6.1459115E-05	0.000000	1.4755019E-17	1.3552527E-20	1.0909275E-07
36	7.0341025E-05	4.0513727E-05	7.0341025E-05	0.000000	1.1492085E-17	0.000000	8.4968551E-08
37	7.7708583E-05	3.3270554E-05	7.7708583E-05	0.000000	8.5319975E-18	2.7105054E-20	6.3082677E-08
38	8.3691759E-05	2.6665643E-05	8.3691759E-05	0.000000	5.8654417E-18	0.000000	4.3366748E-08
39	8.8415749E-05	2.0674358E-05	8.8415749E-05	0.000000	3.4800622E-18	-2.7105054E-20	2.5730199E-08
40	9.2000616E-05	1.5269775E-05	9.2000616E-05	0.000000	1.3613894E-18	2.7105054E-20	1.0065573E-08
41	9.4560860E-05	1.0423218E-05	9.4560860E-05	0.000000	-5.0611264E-19	0.000000	-3.7419960E-09
42	9.6205108E-05	6.1047297E-06	9.6205108E-05	0.000000	-2.1382002E-18	-1.3552527E-20	-1.5809004E-08
43	9.7035902E-05	2.2834819E-06	9.7035902E-05	0.000000	-3.5505913E-18	-2.7105054E-20	-2.6251663E-08
44	9.7149560E-05	-1.0718697E-06	9.7149560E-05	0.000000	-4.7587960E-18	1.3552527E-20	-3.5184913E-08
45	9.6636114E-05	-3.9928563E-06	9.6636114E-05	0.000000	-5.7781306E-18	2.7105054E-20	-4.2721525E-08
46	9.5579278E-05	-6.5109761E-06	9.5579278E-05	0.000000	-6.6234971E-18	0.000000	-4.8971509E-08
47	9.4056506E-05	-8.6573653E-06	9.4056506E-05	0.000000	-1.6244418E-18	1.3552527E-20	-5.4041272E-08
48	9.3142914E-05	-9.5998400E-06	9.3142914E-05	0.000000	-1.6883056E-18	-2.7105054E-20	-5.6165867E-08
49	9.1053166E-05	-1.1245797E-05	9.1053166E-05	0.000000	-8.0686120E-18	4.0657581E-20	-5.9656115E-08
50	8.8664364E-05	-1.2595233E-05	8.8664364E-05	0.000000	-8.4145486E-18	1.3552527E-20	-6.2213833E-08
51	8.6032934E-05	-1.3676751E-05	8.6032934E-05	0.000000	-8.6466390E-18	1.3552527E-20	-6.3929817E-08
52	8.3209686E-05	-1.4517925E-05	8.3209686E-05	0.000000	-8.7764744E-18	0.000000	-6.4889769E-08
53	8.0240023E-05	-1.5145212E-05	8.0240023E-05	0.000000	-8.8149375E-18	1.3552527E-20	-6.5174150E-08
54	7.7164175E-05	-1.5583886E-05	7.7164175E-05	0.000000	-8.7721918E-18	0.000000	-6.4858105E-08
55	7.4017441E-05	-1.5857979E-05	7.4017441E-05	0.000000	-8.6576779E-18	-1.3552527E-20	-6.4011434E-08

56	7.0830439E-05	-1.5990250E-05	7.0830439E-05	0.000000	-8.4801173E-18	0.000000	-6.2698622E-08
57	6.7629365E-05	-1.6002159E-05	6.7629365E-05	0.000000	-8.2475217E-18	0.000000	-6.0978902E-08
58	6.4436256E-05	-1.5913858E-05	6.4436256E-05	0.000000	-7.9672070E-18	0.000000	-5.8906367E-08
59	6.1269247E-05	-1.5744186E-05	6.1269247E-05	0.000000	-7.6459477E-18	0.000000	-5.6531103E-08
60	5.8142844E-05	-1.5510577E-05	5.8142844E-05	0.000000	-7.2903845E-18	1.3552527E-20	-5.3902210E-08
61	5.5068217E-05	-1.5228945E-05	5.5068217E-05	0.000000	-6.9065674E-18	-6.7762636E-21	-5.1064419E-08
62	5.2053507E-05	-1.4913697E-05	5.2053507E-05	0.000000	-6.4998349E-18	-6.7762636E-21	-4.8057200E-08
63	4.9104118E-05	-1.4577752E-05	4.9104118E-05	0.000000	-6.0748511E-18	0.000000	-4.4915038E-08
64	4.6223021E-05	-1.4232580E-05	4.6223021E-05	0.000000	-5.6356456E-18	-6.7762636E-21	-4.1667727E-08
65	4.3411032E-05	-1.3888227E-05	4.3411032E-05	0.000000	-5.1856548E-18	-6.7762636E-21	-3.8340673E-08
66	4.0667098E-05	-1.3553355E-05	4.0667098E-05	0.000000	-4.7277648E-18	0.000000	-3.4955217E-08
67	3.7988571E-05	-1.3235269E-05	3.7988571E-05	0.000000	-4.2643553E-18	0.000000	-3.1528951E-08
68	3.5371472E-05	-1.2939955E-05	3.5371472E-05	0.000000	-3.7973444E-18	0.000000	-2.8076057E-08
69	3.2810757E-05	-1.2672106E-05	3.2810757E-05	0.000000	-3.3282334E-18	-6.7762636E-21	-2.4607637E-08
70	3.0300570E-05	-1.2435156E-05	3.0300570E-05	0.000000	-2.8581531E-18	0.000000	-2.1132050E-08
71	2.7834489E-05	-1.2231301E-05	2.7834489E-05	0.000000	-2.3879090E-18	6.7762636E-21	-1.7655251E-08
72	2.5405777E-05	-1.2061524E-05	2.5405777E-05	0.000000	-1.9180273E-18	-6.7762636E-21	-1.4181132E-08
73	2.3007621E-05	-1.1925617E-05	2.3007621E-05	0.000000	-1.4488011E-18	0.000000	-1.0711860E-08
74	2.0633365E-05	-1.1822195E-05	2.0633365E-05	0.000000	-9.8033606E-19	3.3881318E-21	-7.2482158E-09
75	1.8276748E-05	-1.1748708E-05	1.8276748E-05	0.000000	-5.1255790E-19	3.3881318E-21	-3.7899340E-09
76	1.5932250E-05	-1.1701455E-05	1.5932250E-05	0.000000	-4.5470198E-20	-1.0164395E-20	-3.3621381E-10
77	1.3594857E-05	-1.1675584E-05	1.3594857E-05	0.000000	4.2126064E-19	-1.0164395E-20	3.1146340E-09
78	1.1260990E-05	-1.1665109E-05	1.1260990E-05	0.000000	8.8783585E-19	0.000000	6.5638137E-09
79	8.9281462E-06	-1.1662900E-05	8.9281462E-06	0.000000	2.7088478E-18	1.0164395E-20	1.0012571E-08

```
+-------------------------------------------------------------------------------------------------------------------------------+
|                   PARATIEPLUS(TM)   NLS ENGINE RELEASE  2018.0    FULL VERSION  *Build date:Nov 13, 2017*                    |
|                                                                                                                               |
|                                    NewProject.BaseDesignSection_28.A2M2R1_1213                                                |
|                                  Exe Time : 4 September 2018 18:06:52                                                         |
+-------------------------------------------------------------------------------------------------------------------------------+
New Project


S T R E S S   R E S U L T S   F O R   G R O U P   N O.   1

0_L                                                              :
ELEMENT TYPE    5 NO.OF ELEMENTS. IN THIS GROUP   79
C U R R E N T   T I M E   I S      3.0000

 HARDENING 2D SOIL ELEMENT

 ****** TOTAL STRESS FORMULATION *****

  EL *   FORCE     DISPL-Y  VERTICAL-P  HORIZON.-P     MAX-V-P     MAX-H-P           STATE   STIFFNESS Z-LEVEL      PORE
E FACTOR    UFACTOR       Peq           Su_a         Su_p     LAYER
 ------------------------------------------------------------------------------------------------------------------------------
-------------------------------------------------------------------------------------------
   1 D  2.6108E-03  1.8095E-03  8.1973E-03  2.6108E-02  8.1973E-03  0.8690         PASSIVE   0.000       0.000       0.000
1.000       1.000      2.6108E-02   0.000       0.000     DI1_164_167_L_0
   2 D   2.072      1.7145E-03   3.252       10.36       3.252       10.36         PASSIVE   0.000      -0.2000      0.000
1.000       1.000       10.36       0.000       0.000     DI1_164_167_L_0
   3 D   4.273      1.6199E-03   6.708       21.36       6.708       21.36         PASSIVE   0.000      -0.4000      0.000
1.000       1.000       21.36       0.000       0.000     DI1_164_167_L_0
   4 D   6.648      1.5261E-03   10.44       33.24       10.44       33.24         PASSIVE   0.000      -0.6000      0.000
1.000       1.000       33.24       0.000       0.000     DI1_164_167_L_0
   5 D   9.150      1.4334E-03   14.36       45.75       14.36       45.75         PASSIVE   0.000      -0.8000      0.000
1.000       1.000       45.75       0.000       0.000     DI1_164_167_L_0
   6 D   9.847      1.3421E-03   18.38       49.24       18.38       49.24             V-C  2.2694E+04  -1.000       0.000
1.000       1.000       49.24       0.000       0.000     DI1_164_167_L_0
   7 D   9.869      1.2527E-03   22.44       49.34       22.44       49.34             V-C  2.2694E+04  -1.200       0.000
1.000       1.000       49.34       0.000       0.000     DI1_164_167_L_0
   8 D   9.855      1.1654E-03   26.77       49.28       26.77       49.28             V-C  2.2694E+04  -1.400       0.000
1.000       1.000       49.28       0.000       0.000     DI1_164_167_L_0
   9 D   9.823      1.0804E-03   30.89       49.12       30.89       49.12             V-C  2.2694E+04  -1.600       0.000
1.000       1.000       49.12       0.000       0.000     DI1_164_167_L_0
  10 D   9.784      9.9796E-04   35.92       48.92       35.92       48.92             V-C  2.2694E+04  -1.800       0.000
1.000       1.000       48.92       0.000       0.000     DI1_164_167_L_0
  11 D   9.744      9.1829E-04   39.68       48.72       39.68       48.72             V-C  2.2694E+04  -2.000       0.000
1.000       1.000       48.72       0.000       0.000     DI1_164_167_L_0
  12 D   9.710      8.4154E-04   43.36       48.55       43.36       48.55             V-C  2.2694E+04  -2.200       0.000
1.000       1.000       48.55       0.000       0.000     DI1_164_167_L_0
  13 D   9.683      7.6786E-04   47.78       48.42       47.78       48.42             V-C  2.2694E+04  -2.400       0.000
1.000       1.000       48.42       0.000       0.000     DI1_164_167_L_0
  14 D   9.667      6.9735E-04   51.30       48.34       51.30       48.34             V-C  2.2694E+04  -2.600       0.000
1.000       1.000       48.34       0.000       0.000     DI1_164_167_L_0
  15 D   9.663      6.3011E-04   54.78       48.31       54.78       48.31             V-C  2.2694E+04  -2.800       0.000
1.000       1.000       48.31       0.000       0.000     DI1_164_167_L_0
  16 D   9.672      5.6620E-04   58.88       48.36       58.88       48.36             V-C  2.2694E+04  -3.000       0.000
1.000       1.000       48.36       0.000       0.000     DI1_164_167_L_0
  17 D   9.694      5.0565E-04   62.27       48.47       62.27       48.47             V-C  2.2694E+04  -3.200       0.000
1.000       1.000       48.47       0.000       0.000     DI1_164_167_L_0
  18 D   9.731      4.4849E-04   66.21       48.66       66.21       48.66             V-C  2.2694E+04  -3.400       0.000
1.000       1.000       48.66       0.000       0.000     DI1_164_167_L_0
  19 D   9.783      3.9470E-04   69.55       48.92       69.55       48.92             V-C  2.2694E+04  -3.600       0.000
1.000       1.000       48.92       0.000       0.000     DI1_164_167_L_0
  20 D   9.849      3.4428E-04   72.87       49.25       72.87       49.25             V-C  2.2694E+04  -3.800       0.000
1.000       1.000       49.25       0.000       0.000     DI1_164_167_L_0
  21 D   9.931      2.9717E-04   76.19       49.65       76.19       49.65             V-C  2.2694E+04  -4.000       0.000
1.000       1.000       49.65       0.000       0.000     DI1_164_167_L_0
  22 D   10.03      2.5334E-04   79.95       50.13       79.95       50.13             V-C  2.2694E+04  -4.200       0.000
1.000       1.000       50.13       0.000       0.000     DI1_164_167_L_0
  23 D   10.14      2.1271E-04   83.24       50.68       83.24       50.68             V-C  2.2694E+04  -4.400       0.000
1.000       1.000       50.68       0.000       0.000     DI1_164_167_L_0
  24 D   10.26      1.7521E-04   86.52       51.31       86.52       51.31             V-C  2.2694E+04  -4.600       0.000
1.000       1.000       51.31       0.000       0.000     DI1_164_167_L_0
```

25 D	10.40	1.4075E-04	90.19	52.00	90.19	52.00	V-C	2.2694E+04	-4.800	0.000	1.000	1.000
52.00	0.000	0.000	DI1_164_167_L_0									
26 D	11.24	1.0924E-04	93.45	56.19	93.45	56.19	V-C	5.4170E+04	-5.000	0.000	1.000	1.000
56.19	0.000	0.000	DI2_165_168_L_0									
27 D	11.22	8.0568E-05	96.70	56.11	96.70	56.11	V-C	5.4170E+04	-5.200	0.000	1.000	1.000
56.11	0.000	0.000	DI2_165_168_L_0									
28 D	11.24	5.4629E-05	100.3	56.18	100.3	56.18	V-C	5.4170E+04	-5.400	0.000	1.000	1.000
56.18	0.000	0.000	DI2_165_168_L_0									
29 D	11.28	3.1297E-05	103.5	56.40	103.5	56.40	V-C	5.4170E+04	-5.600	0.000	1.000	1.000
56.40	0.000	0.000	DI2_165_168_L_0									
30 D	11.35	1.0443E-05	106.8	56.74	106.8	56.74	V-C	5.4170E+04	-5.800	0.000	1.000	1.000
56.74	0.000	0.000	DI2_165_168_L_0									
31 D	11.39	-8.0678E-06	110.3	56.96	110.3	57.66	UL-RL	8.6671E+04	-6.000	0.000	1.000	1.000
56.96	0.000	0.000	DI2_165_168_L_0									
32 D	11.40	-2.4373E-05	113.6	57.02	113.6	59.14	UL-RL	8.6671E+04	-6.200	0.000	1.000	1.000
57.02	0.000	0.000	DI2_165_168_L_0									
33 D	11.45	-3.8613E-05	116.8	57.27	116.8	60.62	UL-RL	8.6671E+04	-6.400	0.000	1.000	1.000
57.27	0.000	0.000	DI2_165_168_L_0									
34 D	11.54	-5.0929E-05	120.3	57.69	120.3	62.10	UL-RL	8.6671E+04	-6.600	0.000	1.000	1.000
57.69	0.000	0.000	DI2_165_168_L_0									
35 D	11.65	-6.1459E-05	123.5	58.26	123.5	63.58	UL-RL	8.6671E+04	-6.800	0.000	1.000	1.000
58.26	0.000	0.000	DI2_165_168_L_0									
36 D	11.79	-7.0341E-05	126.7	58.97	126.7	65.07	UL-RL	8.6671E+04	-7.000	0.000	1.000	1.000
58.97	0.000	0.000	DI2_165_168_L_0									
37 D	11.96	-7.7709E-05	130.2	59.82	130.2	66.55	UL-RL	8.6671E+04	-7.200	0.000	1.000	1.000
59.82	0.000	0.000	DI2_165_168_L_0									
38 D	12.16	-8.3692E-05	133.4	60.79	133.4	68.04	UL-RL	8.6671E+04	-7.400	0.000	1.000	1.000
60.79	0.000	0.000	DI2_165_168_L_0									
39 D	12.37	-8.8416E-05	136.7	61.87	136.7	69.53	UL-RL	8.6671E+04	-7.600	0.000	1.000	1.000
61.87	0.000	0.000	DI2_165_168_L_0									
40 D	12.61	-9.2001E-05	140.1	63.05	140.1	71.02	UL-RL	8.6671E+04	-7.800	0.000	1.000	1.000
63.05	0.000	0.000	DI2_165_168_L_0									
41 D	12.86	-9.4561E-05	143.3	64.32	143.3	72.52	UL-RL	8.6671E+04	-8.000	0.000	1.000	1.000
64.32	0.000	0.000	DI2_165_168_L_0									
42 D	13.13	-9.6205E-05	146.5	65.67	146.5	74.01	UL-RL	8.6671E+04	-8.200	0.000	1.000	1.000
65.67	0.000	0.000	DI2_165_168_L_0									
43 D	13.42	-9.7036E-05	150.0	67.10	150.0	75.51	UL-RL	8.6671E+04	-8.400	0.000	1.000	1.000
67.10	0.000	0.000	DI2_165_168_L_0									
44 D	13.72	-9.7150E-05	153.2	68.58	153.2	77.00	UL-RL	8.6671E+04	-8.600	0.000	1.000	1.000
68.58	0.000	0.000	DI2_165_168_L_0									
45 D	14.03	-9.6636E-05	156.4	70.13	156.4	78.50	UL-RL	8.6671E+04	-8.800	0.000	1.000	1.000
70.13	0.000	0.000	DI2_165_168_L_0									
46 D	14.34	-9.5579E-05	159.8	71.72	159.8	80.00	UL-RL	8.6671E+04	-9.000	0.000	1.000	1.000
71.72	0.000	0.000	DI2_165_168_L_0									
47 D	11.00	-9.4057E-05	163.0	73.35	163.0	81.50	UL-RL	8.6671E+04	-9.200	0.000	1.000	1.000
73.35	0.000	0.000	DI2_165_168_L_0									
48 D	11.13	-9.3143E-05	164.7	74.18	164.7	82.26	UL-RL	8.6671E+04	-9.300	0.000	1.000	1.000
74.18	0.000	0.000	DI2_165_168_L_0									
49 D	15.17	-9.1053E-05	167.9	75.87	167.9	83.76	UL-RL	8.6671E+04	-9.500	0.000	1.000	1.000
75.87	0.000	0.000	DI2_165_168_L_0									
50 D	15.52	-8.8664E-05	171.1	77.58	171.1	85.26	UL-RL	8.6671E+04	-9.700	0.000	1.000	1.000
77.58	0.000	0.000	DI2_165_168_L_0									
51 D	15.86	-8.6033E-05	174.5	79.32	174.5	86.77	UL-RL	8.6671E+04	-9.900	0.000	1.000	1.000
79.32	0.000	0.000	DI2_165_168_L_0									
52 D	16.21	-8.3210E-05	177.7	81.07	177.7	88.28	UL-RL	8.6671E+04	-10.10	0.000	1.000	1.000
81.07	0.000	0.000	DI2_165_168_L_0									
53 D	16.57	-8.0240E-05	180.9	82.84	180.9	89.79	UL-RL	8.6671E+04	-10.30	0.000	1.000	1.000
82.84	0.000	0.000	DI2_165_168_L_0									
54 D	16.92	-7.7164E-05	184.3	84.61	184.3	91.30	UL-RL	8.6671E+04	-10.50	0.000	1.000	1.000
84.61	0.000	0.000	DI2_165_168_L_0									
55 D	17.28	-7.4017E-05	187.5	86.40	187.5	92.82	UL-RL	8.6671E+04	-10.70	0.000	1.000	1.000
86.40	0.000	0.000	DI2_165_168_L_0									
56 D	17.64	-7.0830E-05	190.7	88.19	190.7	94.33	UL-RL	8.6671E+04	-10.90	0.000	1.000	1.000
88.19	0.000	0.000	DI2_165_168_L_0									
57 D	18.00	-6.7629E-05	194.1	89.98	194.1	95.85	UL-RL	8.6671E+04	-11.10	0.000	1.000	1.000
89.98	0.000	0.000	DI2_165_168_L_0									
58 D	18.36	-6.4436E-05	197.3	91.78	197.3	97.36	UL-RL	8.6671E+04	-11.30	0.000	1.000	1.000
91.78	0.000	0.000	DI2_165_168_L_0									
59 D	18.71	-6.1269E-05	200.5	93.57	200.5	98.88	UL-RL	8.6671E+04	-11.50	0.000	1.000	1.000
93.57	0.000	0.000	DI2_165_168_L_0									
60 D	19.07	-5.8143E-05	203.9	95.36	203.9	100.4	UL-RL	8.6671E+04	-11.70	0.000	1.000	1.000
95.36	0.000	0.000	DI2_165_168_L_0									
61 D	19.43	-5.5068E-05	207.1	97.15	207.1	101.9	UL-RL	8.6671E+04	-11.90	0.000	1.000	1.000
97.15	0.000	0.000	DI2_165_168_L_0									

62 D	19.79	-5.2054E-05	210.3	98.93	210.3	103.4	UL-RL	8.6671E+04	-12.10	0.000
1.000	1.000	98.93	0.000	0.000	DI2_165_168_L_0					
63 D	20.14	-4.9104E-05	213.7	100.7	213.7	105.0	UL-RL	8.6671E+04	-12.30	0.000
1.000	1.000	100.7	0.000	0.000	DI2_165_168_L_0					
64 D	20.50	-4.6223E-05	216.9	102.5	216.9	106.5	UL-RL	8.6671E+04	-12.50	0.000
1.000	1.000	102.5	0.000	0.000	DI2_165_168_L_0					
65 D	20.85	-4.3411E-05	220.1	104.3	220.1	108.0	UL-RL	8.6671E+04	-12.70	0.000
1.000	1.000	104.3	0.000	0.000	DI2_165_168_L_0					
66 D	21.20	-4.0667E-05	223.4	106.0	223.4	109.5	UL-RL	8.6671E+04	-12.90	0.000
1.000	1.000	106.0	0.000	0.000	DI2_165_168_L_0					
67 D	21.56	-3.7989E-05	226.6	107.8	226.6	111.1	UL-RL	8.6671E+04	-13.10	0.000
1.000	1.000	107.8	0.000	0.000	DI2_165_168_L_0					
68 D	21.91	-3.5371E-05	229.8	109.5	229.8	112.6	UL-RL	8.6671E+04	-13.30	0.000
1.000	1.000	109.5	0.000	0.000	DI2_165_168_L_0					
69 D	22.26	-3.2811E-05	233.2	111.3	233.2	114.1	UL-RL	8.6671E+04	-13.50	0.000
1.000	1.000	111.3	0.000	0.000	DI2_165_168_L_0					
70 D	22.61	-3.0301E-05	236.4	113.0	236.4	115.7	UL-RL	8.6671E+04	-13.70	0.000
1.000	1.000	113.0	0.000	0.000	DI2_165_168_L_0					
71 D	22.96	-2.7834E-05	239.6	114.8	239.6	117.2	UL-RL	8.6671E+04	-13.90	0.000
1.000	1.000	114.8	0.000	0.000	DI2_165_168_L_0					
72 D	23.31	-2.5406E-05	242.9	116.5	242.9	118.7	UL-RL	8.6671E+04	-14.10	0.000
1.000	1.000	116.5	0.000	0.000	DI2_165_168_L_0					
73 D	23.65	-2.3008E-05	246.1	118.3	246.1	120.3	UL-RL	8.6671E+04	-14.30	0.000
1.000	1.000	118.3	0.000	0.000	DI2_165_168_L_0					
74 D	24.00	-2.0633E-05	249.3	120.0	249.3	121.8	UL-RL	8.6671E+04	-14.50	0.000
1.000	1.000	120.0	0.000	0.000	DI2_165_168_L_0					
75 D	24.35	-1.8277E-05	252.7	121.8	252.7	123.3	UL-RL	8.6671E+04	-14.70	0.000
1.000	1.000	121.8	0.000	0.000	DI2_165_168_L_0					
76 D	24.70	-1.5932E-05	255.9	123.5	255.9	124.9	UL-RL	8.6671E+04	-14.90	0.000
1.000	1.000	123.5	0.000	0.000	DI2_165_168_L_0					
77 D	25.05	-1.3595E-05	259.1	125.2	259.1	126.4	UL-RL	8.6671E+04	-15.10	0.000
1.000	1.000	125.2	0.000	0.000	DI2_165_168_L_0					
78 D	25.40	-1.1261E-05	262.4	127.0	262.4	128.0	UL-RL	8.6671E+04	-15.30	0.000
1.000	1.000	127.0	0.000	0.000	DI2_165_168_L_0					
79 D	12.87	-8.9281E-06	265.6	128.7	265.6	129.5	UL-RL	8.6671E+04	-15.50	0.000
1.000	1.000	128.7	0.000	0.000	DI2_165_168_L_0					

```
+-------------------------------------------------------------------------------------------------------------------------------+
|                   PARATIEPLUS(TM)   NLS ENGINE RELEASE  2018.0    FULL VERSION  *Build date:Nov 13, 2017*                    |
|                                                                                                                               |
|                                     NewProject.BaseDesignSection_28.A2M2R1_1213                                               |
|                                  Exe Time : 4 September 2018 18:06:52                                                         |
+-------------------------------------------------------------------------------------------------------------------------------+
New Project


S T R E S S   R E S U L T S   F O R   G R O U P   N O.   2

0_R                                                              :
ELEMENT TYPE    5 NO.OF ELEMENTS. IN THIS GROUP   79
C U R R E N T   T I M E   I S      3.0000

 HARDENING 2D SOIL ELEMENT

 ****** TOTAL STRESS FORMULATION *****

  EL *   FORCE     DISPL-Y  VERTICAL-P  HORIZON.-P     MAX-V-P     MAX-H-P           STATE   STIFFNESS Z-LEVEL      PORE
E FACTOR    UFACTOR       Peq           Su_a         Su_p     LAYER
 ------------------------------------------------------------------------------------------------------------------------------
-------------------------------------------------------------------------------------------
   1     0.000         --          --          --          --          --          REMOVED     --        0.000       0.000
1.000       1.000       0.000       0.000       0.000     not available
   2     0.000         --          --          --          --          --          REMOVED     --      -0.2000       0.000
1.000       1.000       0.000       0.000       0.000     not available
   3     0.000         --          --          --          --          --          REMOVED     --      -0.4000       0.000
1.000       1.000       0.000       0.000       0.000     not available
   4     0.000         --          --          --          --          --          REMOVED     --      -0.6000       0.000
1.000       1.000       0.000       0.000       0.000     not available
   5     0.000         --          --          --          --          --          REMOVED     --      -0.8000       0.000
1.000       1.000       0.000       0.000       0.000     not available
   6 D   0.000     -1.3421E-03   0.000       0.000       16.00       18.78         ACTIVE   0.000      -1.000       0.000
1.000       1.000       0.000       0.000       0.000     DI1_164_167_L_0
   7 D  0.2618     -1.2527E-03   3.200       1.309       19.20       20.91         ACTIVE   0.000      -1.200       0.000
1.000       1.000       1.309       0.000       0.000     DI1_164_167_L_0
   8 D  0.5235     -1.1654E-03   6.400       2.618       22.40       22.83         ACTIVE   0.000      -1.400       0.000
1.000       1.000       2.618       0.000       0.000     DI1_164_167_L_0
   9 D  0.7853     -1.0804E-03   9.600       3.926       25.60       24.60         ACTIVE   0.000      -1.600       0.000
1.000       1.000       3.926       0.000       0.000     DI1_164_167_L_0
  10 D   1.047     -9.9796E-04   12.80       5.235       28.80       26.27         ACTIVE   0.000      -1.800       0.000
1.000       1.000       5.235       0.000       0.000     DI1_164_167_L_0
  11 D   1.309     -9.1829E-04   16.00       6.544       32.00       27.88         ACTIVE   0.000      -2.000       0.000
1.000       1.000       6.544       0.000       0.000     DI1_164_167_L_0
  12 D   1.571     -8.4154E-04   19.20       7.853       35.20       29.45         ACTIVE   0.000      -2.200       0.000
1.000       1.000       7.853       0.000       0.000     DI1_164_167_L_0
  13 D   1.832     -7.6786E-04   22.40       9.162       38.40       30.99         ACTIVE   0.000      -2.400       0.000
1.000       1.000       9.162       0.000       0.000     DI1_164_167_L_0
  14 D   2.094     -6.9735E-04   25.60       10.47       41.60       32.51         ACTIVE   0.000      -2.600       0.000
1.000       1.000       10.47       0.000       0.000     DI1_164_167_L_0
  15 D   2.356     -6.3011E-04   28.80       11.78       44.80       34.01         ACTIVE   0.000      -2.800       0.000
1.000       1.000       11.78       0.000       0.000     DI1_164_167_L_0
  16 D   2.856     -5.6620E-04   32.00       14.28       48.00       35.51          UL-RL  2.9713E+04  -3.000       0.000
1.000       1.000       14.28       0.000       0.000     DI1_164_167_L_0
  17 D   3.520     -5.0565E-04   35.20       17.60       51.20       37.00          UL-RL  2.9713E+04  -3.200       0.000
1.000       1.000       17.60       0.000       0.000     DI1_164_167_L_0
  18 D   4.161     -4.4849E-04   38.40       20.81       54.40       38.48          UL-RL  2.9713E+04  -3.400       0.000
1.000       1.000       20.81       0.000       0.000     DI1_164_167_L_0
  19 D   4.781     -3.9470E-04   41.60       23.91       57.60       39.96          UL-RL  2.9713E+04  -3.600       0.000
1.000       1.000       23.91       0.000       0.000     DI1_164_167_L_0
  20 D   5.380     -3.4428E-04   44.80       26.90       60.80       41.43          UL-RL  2.9713E+04  -3.800       0.000
1.000       1.000       26.90       0.000       0.000     DI1_164_167_L_0
  21 D   5.958     -2.9717E-04   48.00       29.79       64.00       42.91          UL-RL  2.9713E+04  -4.000       0.000
1.000       1.000       29.79       0.000       0.000     DI1_164_167_L_0
  22 D   6.517     -2.5334E-04   51.20       32.58       67.20       44.38          UL-RL  2.9713E+04  -4.200       0.000
1.000       1.000       32.58       0.000       0.000     DI1_164_167_L_0
  23 D   7.056     -2.1271E-04   54.40       35.28       70.40       45.86          UL-RL  2.9713E+04  -4.400       0.000
1.000       1.000       35.28       0.000       0.000     DI1_164_167_L_0
  24 D   7.576     -1.7521E-04   57.60       37.88       73.60       47.33          UL-RL  2.9713E+04  -4.600       0.000
1.000       1.000       37.88       0.000       0.000     DI1_164_167_L_0
```

25 D	8.077	-1.4075E-04	60.80	40.39	76.80	48.80	UL-RL	2.9713E+04	-4.800	0.000	
1.000	1.000	40.39	0.000	0.000	DI1_164_167_L_0						
26 D	7.813	-1.0924E-04	64.00	39.07	80.00	50.28	UL-RL	6.3955E+04	-5.000	0.000	
1.000	1.000	39.07	0.000	0.000	DI2_165_168_L_0						
27 D	8.477	-8.0568E-05	67.20	42.38	83.20	51.75	UL-RL	6.3955E+04	-5.200	0.000	
1.000	1.000	42.38	0.000	0.000	DI2_165_168_L_0						
28 D	9.105	-5.4629E-05	70.40	45.53	86.40	53.23	UL-RL	6.3955E+04	-5.400	0.000	
1.000	1.000	45.53	0.000	0.000	DI2_165_168_L_0						
29 D	9.701	-3.1297E-05	73.60	48.50	89.60	54.70	UL-RL	6.3955E+04	-5.600	0.000	
1.000	1.000	48.50	0.000	0.000	DI2_165_168_L_0						
30 D	10.26	-1.0443E-05	76.80	51.32	92.80	56.18	UL-RL	6.3955E+04	-5.800	0.000	
1.000	1.000	51.32	0.000	0.000	DI2_165_168_L_0						
31 D	10.80	8.0678E-06	80.00	53.99	96.00	57.66	UL-RL	6.3955E+04	-6.000	0.000	
1.000	1.000	53.99	0.000	0.000	DI2_165_168_L_0						
32 D	11.30	2.4373E-05	83.20	56.52	99.20	59.14	UL-RL	6.3955E+04	-6.200	0.000	
1.000	1.000	56.52	0.000	0.000	DI2_165_168_L_0						
33 D	11.78	3.8613E-05	86.40	58.92	102.4	60.62	UL-RL	6.3955E+04	-6.400	0.000	
1.000	1.000	58.92	0.000	0.000	DI2_165_168_L_0						
34 D	12.24	5.0929E-05	89.60	61.19	105.6	62.10	UL-RL	6.3955E+04	-6.600	0.000	
1.000	1.000	61.19	0.000	0.000	DI2_165_168_L_0						
35 D	12.65	6.1459E-05	92.80	63.25	108.8	63.76	UL-RL	6.3955E+04	-6.800	0.000	
1.000	1.000	63.25	0.000	0.000	DI2_165_168_L_0						
36 D	13.04	7.0341E-05	96.00	65.22	112.0	65.39	UL-RL	6.3955E+04	-7.000	0.000	
1.000	1.000	65.22	0.000	0.000	DI2_165_168_L_0						
37 D	13.41	7.7709E-05	99.20	67.03	115.2	67.12	UL-RL	6.3955E+04	-7.200	0.000	
1.000	1.000	67.03	0.000	0.000	DI2_165_168_L_0						
38 D	13.76	8.3692E-05	102.4	68.78	118.4	68.83	UL-RL	6.3955E+04	-7.400	0.000	
1.000	1.000	68.78	0.000	0.000	DI2_165_168_L_0						
39 D	14.09	8.8416E-05	105.6	70.47	121.6	70.49	UL-RL	6.3955E+04	-7.600	0.000	
1.000	1.000	70.47	0.000	0.000	DI2_165_168_L_0						
40 D	14.42	9.2001E-05	108.8	72.11	124.8	72.12	UL-RL	6.3955E+04	-7.800	0.000	
1.000	1.000	72.11	0.000	0.000	DI2_165_168_L_0						
41 D	14.74	9.4561E-05	112.0	73.71	128.0	73.71	V-C	3.9972E+04	-8.000	0.000	
1.000	1.000	73.71	0.000	0.000	DI2_165_168_L_0						
42 D	15.05	9.6205E-05	115.2	75.27	131.2	75.27	V-C	3.9972E+04	-8.200	0.000	
1.000	1.000	75.27	0.000	0.000	DI2_165_168_L_0						
43 D	15.36	9.7036E-05	118.4	76.80	134.4	76.80	V-C	3.9972E+04	-8.400	0.000	
1.000	1.000	76.80	0.000	0.000	DI2_165_168_L_0						
44 D	15.66	9.7150E-05	121.6	78.31	137.6	78.31	V-C	3.9972E+04	-8.600	0.000	
1.000	1.000	78.31	0.000	0.000	DI2_165_168_L_0						
45 D	15.96	9.6636E-05	124.8	79.79	140.8	79.79	V-C	3.9972E+04	-8.800	0.000	
1.000	1.000	79.79	0.000	0.000	DI2_165_168_L_0						
46 D	16.25	9.5579E-05	128.0	81.25	144.0	81.25	V-C	3.9972E+04	-9.000	0.000	
1.000	1.000	81.25	0.000	0.000	DI2_165_168_L_0						
47 D	12.40	9.4057E-05	131.2	82.69	147.2	82.69	V-C	3.9972E+04	-9.200	0.000	
1.000	1.000	82.69	0.000	0.000	DI2_165_168_L_0						
48 D	12.51	9.3143E-05	132.8	83.41	148.8	83.41	V-C	3.9972E+04	-9.300	0.000	
1.000	1.000	83.41	0.000	0.000	DI2_165_168_L_0						
49 D	16.97	9.1053E-05	136.0	84.83	152.0	84.83	V-C	3.9972E+04	-9.500	0.000	
1.000	1.000	84.83	0.000	0.000	DI2_165_168_L_0						
50 D	17.25	8.8664E-05	139.2	86.24	155.2	86.24	V-C	3.9972E+04	-9.700	0.000	
1.000	1.000	86.24	0.000	0.000	DI2_165_168_L_0						
51 D	17.53	8.6033E-05	142.4	87.64	158.4	87.64	V-C	3.9972E+04	-9.900	0.000	
1.000	1.000	87.64	0.000	0.000	DI2_165_168_L_0						
52 D	17.81	8.3210E-05	145.6	89.04	161.6	89.04	V-C	3.9972E+04	-10.10	0.000	
1.000	1.000	89.04	0.000	0.000	DI2_165_168_L_0						
53 D	18.09	8.0240E-05	148.8	90.43	164.8	90.43	V-C	3.9972E+04	-10.30	0.000	
1.000	1.000	90.43	0.000	0.000	DI2_165_168_L_0						
54 D	18.36	7.7164E-05	152.0	91.82	168.0	91.82	V-C	3.9972E+04	-10.50	0.000	
1.000	1.000	91.82	0.000	0.000	DI2_165_168_L_0						
55 D	18.64	7.4017E-05	155.2	93.21	171.2	93.21	V-C	3.9972E+04	-10.70	0.000	
1.000	1.000	93.21	0.000	0.000	DI2_165_168_L_0						
56 D	18.92	7.0830E-05	158.4	94.60	174.4	94.60	V-C	3.9972E+04	-10.90	0.000	
1.000	1.000	94.60	0.000	0.000	DI2_165_168_L_0						
57 D	19.20	6.7629E-05	161.6	95.99	177.6	95.99	V-C	3.9972E+04	-11.10	0.000	
1.000	1.000	95.99	0.000	0.000	DI2_165_168_L_0						
58 D	19.48	6.4436E-05	164.8	97.38	180.8	97.38	V-C	3.9972E+04	-11.30	0.000	
1.000	1.000	97.38	0.000	0.000	DI2_165_168_L_0						
59 D	19.74	6.1269E-05	168.0	98.71	184.0	98.88	UL-RL	6.3955E+04	-11.50	0.000	
1.000	1.000	98.71	0.000	0.000	DI2_165_168_L_0						
60 D	20.01	5.8143E-05	171.2	100.0	187.2	100.4	UL-RL	6.3955E+04	-11.70	0.000	
1.000	1.000	100.0	0.000	0.000	DI2_165_168_L_0						
61 D	20.27	5.5068E-05	174.4	101.4	190.4	101.9	UL-RL	6.3955E+04	-11.90	0.000	
1.000	1.000	101.4	0.000	0.000	DI2_165_168_L_0						

```
  62 D   20.54      5.2054E-05   177.6       102.7       193.6       103.4          UL-RL  6.3955E+04  -12.10       0.000
1.000       1.000       102.7       0.000       0.000     DI2_165_168_L_0
  63 D   20.80      4.9104E-05   180.8       104.0       196.8       105.0          UL-RL  6.3955E+04  -12.30       0.000
1.000       1.000       104.0       0.000       0.000     DI2_165_168_L_0
  64 D   21.07      4.6223E-05   184.0       105.4       200.0       106.5          UL-RL  6.3955E+04  -12.50       0.000
1.000       1.000       105.4       0.000       0.000     DI2_165_168_L_0
  65 D   21.34      4.3411E-05   187.2       106.7       203.2       108.0          UL-RL  6.3955E+04  -12.70       0.000
1.000       1.000       106.7       0.000       0.000     DI2_165_168_L_0
  66 D   21.61      4.0667E-05   190.4       108.1       206.4       109.5          UL-RL  6.3955E+04  -12.90       0.000
1.000       1.000       108.1       0.000       0.000     DI2_165_168_L_0
  67 D   21.88      3.7989E-05   193.6       109.4       209.6       111.1          UL-RL  6.3955E+04  -13.10       0.000
1.000       1.000       109.4       0.000       0.000     DI2_165_168_L_0
  68 D   22.16      3.5371E-05   196.8       110.8       212.8       112.6          UL-RL  6.3955E+04  -13.30       0.000
1.000       1.000       110.8       0.000       0.000     DI2_165_168_L_0
  69 D   22.43      3.2811E-05   200.0       112.2       216.0       114.1          UL-RL  6.3955E+04  -13.50       0.000
1.000       1.000       112.2       0.000       0.000     DI2_165_168_L_0
  70 D   22.71      3.0301E-05   203.2       113.5       219.2       115.7          UL-RL  6.3955E+04  -13.70       0.000
1.000       1.000       113.5       0.000       0.000     DI2_165_168_L_0
  71 D   22.98      2.7834E-05   206.4       114.9       222.4       117.2          UL-RL  6.3955E+04  -13.90       0.000
1.000       1.000       114.9       0.000       0.000     DI2_165_168_L_0
  72 D   23.26      2.5406E-05   209.6       116.3       225.6       118.7          UL-RL  6.3955E+04  -14.10       0.000
1.000       1.000       116.3       0.000       0.000     DI2_165_168_L_0
  73 D   23.53      2.3008E-05   212.8       117.7       228.8       120.3          UL-RL  6.3955E+04  -14.30       0.000
1.000       1.000       117.7       0.000       0.000     DI2_165_168_L_0
  74 D   23.81      2.0633E-05   216.0       119.0       232.0       121.8          UL-RL  6.3955E+04  -14.50       0.000
1.000       1.000       119.0       0.000       0.000     DI2_165_168_L_0
  75 D   24.09      1.8277E-05   219.2       120.4       235.2       123.3          UL-RL  6.3955E+04  -14.70       0.000
1.000       1.000       120.4       0.000       0.000     DI2_165_168_L_0
  76 D   24.36      1.5932E-05   222.4       121.8       238.4       124.9          UL-RL  6.3955E+04  -14.90       0.000
1.000       1.000       121.8       0.000       0.000     DI2_165_168_L_0
  77 D   24.64      1.3595E-05   225.6       123.2       241.6       126.4          UL-RL  6.3955E+04  -15.10       0.000
1.000       1.000       123.2       0.000       0.000     DI2_165_168_L_0
  78 D   24.92      1.1261E-05   228.8       124.6       244.8       128.0          UL-RL  6.3955E+04  -15.30       0.000
1.000       1.000       124.6       0.000       0.000     DI2_165_168_L_0
  79 D   12.60      8.9281E-06   232.0       126.0       248.0       129.5          UL-RL  6.3955E+04  -15.50       0.000
1.000       1.000       126.0       0.000       0.000     DI2_165_168_L_0
```

```
+-----------------------------------------------------------------------------------------------------------------------+
|                  PARATIEPLUS(TM)   NLS ENGINE RELEASE  2018.0    FULL VERSION  *Build date:Nov 13, 2017*              |
|                                                                                                                       |
|                                    NewProject.BaseDesignSection_28.A2M2R1_1213                                        |
|                                 Exe Time : 4 September 2018 18:06:52                                                  |
+-----------------------------------------------------------------------------------------------------------------------+
New Project


S T R E S S   R E S U L T S   F O R   G R O U P   N O.   3

WallElement_33                                                  :
ELEMENT TYPE    2 NO.OF ELEMENTS. IN THIS GROUP   78
C U R R E N T   T I M E   I S     3.0000

 WALL2D ELEMENT

   EL      TA          TB          MA          MB
-----------------------------------------------------
    1 -119.94      119.94    -1.80052E-11 -23.988
    2 -117.87      117.87      23.988     -47.562
    3 -113.60      113.60      47.562     -70.282
    4 -106.95      106.95      70.282     -91.672
    5 -97.800      97.800      91.672     -111.23
    6 -87.953      87.953      111.23     -128.82
    7 -78.346      78.346      128.82     -144.49
    8 -69.014      69.014      144.49     -158.29
    9 -59.977      59.977      158.29     -170.29
   10 -51.240      51.240      170.29     -180.54
   11 -42.804      42.804      180.54     -189.10
   12 -34.665      34.665      189.10     -196.03
   13 -26.814      26.814      196.03     -201.39
   14 -19.241      19.241      201.39     -205.24
   15 -11.934      11.934      205.24     -207.63
   16 -5.1188      5.1188      207.63     -208.65
   17  1.0558     -1.0558      208.65     -208.44
   18  6.6260     -6.6260      208.44     -207.12
   19  11.628     -11.628      207.12     -204.79
   20  16.097     -16.097      204.79     -201.57
   21  20.070     -20.070      201.57     -197.56
   22  23.579     -23.579      197.56     -192.84
   23  26.660     -26.660      192.84     -187.51
   24  29.346     -29.346      187.51     -181.64
   25  31.668     -31.668      181.64     -175.31
   26  35.093     -35.093      175.31     -168.29
   27  37.839     -37.839      168.29     -160.72
   28  39.970     -39.970      160.72     -152.73
   29  41.549     -41.549      152.73     -144.42
   30  42.634     -42.634      144.42     -135.89
   31  43.227     -43.227      135.89     -127.24
   32  43.328     -43.328      127.24     -118.58
   33  42.999     -42.999      118.58     -109.98
   34  42.297     -42.297      109.98     -101.52
   35  41.299     -41.299      101.52     -93.260
   36  40.049     -40.049      93.260     -85.251
   37  38.606     -38.606      85.251     -77.529
   38  37.009     -37.009      77.529     -70.128
   39  35.288     -35.288      70.128     -63.070
   40  33.475     -33.475      63.070     -56.375
   41  31.597     -31.597      56.375     -50.055
   42  29.676     -29.676      50.055     -44.120
   43  27.734     -27.734      44.120     -38.573
   44  25.789     -25.789      38.573     -33.416
   45  23.857     -23.857      33.416     -28.644
   46  21.950     -21.950      28.644     -24.254
   47  20.549     -20.549      24.254     -22.199
   48  19.166     -19.166      22.199     -18.366
   49  17.373     -17.373      18.366     -14.891
   50  15.641     -15.641      14.891     -11.763
   51  13.975     -13.975      11.763     -8.9679
   52  12.381     -12.381      8.9679     -6.4917
```

53	10.861	-10.861	6.4917	-4.3195
54	9.4194	-9.4194	4.3195	-2.4356
55	8.0569	-8.0569	2.4356	-0.82424
56	6.7749	-6.7749	0.82424	0.53073
57	5.5737	-5.5737	-0.53073	1.6455
58	4.4532	-4.4532	-1.6455	2.5361
59	3.4257	-3.4257	-2.5361	3.2212
60	2.4920	-2.4920	-3.2212	3.7196
61	1.6506	-1.6506	-3.7196	4.0498
62	0.89970	-0.89970	-4.0498	4.2297
63	0.23739	-0.23739	-4.2297	4.2772
64	-0.33842	0.33842	-4.2772	4.2095
65	-0.82978	0.82978	-4.2095	4.0435
66	-1.2387	1.2387	-4.0435	3.7958
67	-1.5673	1.5673	-3.7958	3.4823
68	-1.8172	1.8172	-3.4823	3.1189
69	-1.9903	1.9903	-3.1189	2.7208
70	-2.0879	2.0879	-2.7208	2.3032
71	-2.1115	2.1115	-2.3032	1.8809
72	-2.0621	2.0621	-1.8809	1.4685
73	-1.9408	1.9408	-1.4685	1.0804
74	-1.7481	1.7481	-1.0804	0.73075
75	-1.4846	1.4846	-0.73075	0.43386
76	-1.1506	1.1506	-0.43386	0.20373
77	-0.74647	0.74647	-0.20373	5.44402E-02
78	-0.27219	0.27219	-5.44402E-02	4.44089E-16

```
+-------------------------------------------------------------------------------------------------------------------------+
|                   PARATIEPLUS(TM)   NLS ENGINE RELEASE  2018.0    FULL VERSION  *Build date:Nov 13, 2017*              |
|                                                                                                                         |
|                                     NewProject.BaseDesignSection_28.A2M2R1_1213                                         |
|                                  Exe Time : 4 September 2018 18:06:52                                                   |
+-------------------------------------------------------------------------------------------------------------------------+
New Project


S T R E S S   R E S U L T S   F O R   G R O U P   N O.   4

WallElement_New_76649                                          :
ELEMENT TYPE    2 NO.OF ELEMENTS. IN THIS GROUP   47
C U R R E N T   T I M E   I S      3.0000

 WALL2D ELEMENT

   EL      TA          TB          MA          MB
-----------------------------------------------------

***** NO ONE ELEMENT ACTIVE AT CURRENT STEP *****
```

```
+-------------------------------------------------------------------------------------------------------------------------------+
|                   PARATIEPLUS(TM)   NLS ENGINE RELEASE  2018.0    FULL VERSION  *Build date:Nov 13, 2017*                    |
|                                                                                                                               |
|                                     NewProject.BaseDesignSection_28.A2M2R1_1213                                               |
|                                  Exe Time : 4 September 2018 18:06:52                                                         |
+-------------------------------------------------------------------------------------------------------------------------------+
New Project


S T R E S S    R E S U L T S    F O R    G R O U P    N O.    5

Tieback_175                                                  :
ELEMENT TYPE    6 NO.OF ELEMENTS. IN THIS GROUP    1
C U R R E N T    T I M E    I S      3.0000

 POST-TENSION 2D-BOUNDARY ELEMENT

         EL    FORCE          d0          EDISPL     pl. eps          K     -ve limit   +ve limit
-------------------------------------------------------------------------------------------------------
 ANCHOR    1   138.50     -1.73785E-03 -1.73785E-03   0.0000       0.0000       0.0000       0.0000     BORN NOW JUST
ACTIVATED

 ITER     0 RNORM = 0.000     RMNORM= 0.000
            RINORM=0.2874E+06 RIMNOR=0.1907E+07
            RENORM= 7816.     REMNOR=0.9134E-20 RATIO =0.1649     TOLER =0.1000E-03  NOT CONVERGED
            RFMAX = 119.9     RMMAX = 208.7
            RTSMAL=0.1000E-02 RMSMAL=0.1000E-02
            RDT   =0.2874E+06 RDR   =0.1907E+07
            RATIOT=0.1649     RATIOR= 0.000
            MAX UN= 17.25     IEQ=   246 NODE     50 DOF   1  Y-DISPL.F
            MIN UN=-.1753E-05 IEQ=     3 NODE      1 DOF   3  Y-DISPL.S
            NO. OF CONTACT CONSTRAINT VIOLATIONS     0


 ITER     2 RNORM = 0.000     RMNORM= 0.000
            RINORM=0.2874E+06 RIMNOR=0.1907E+07
            RENORM= 1774.     REMNOR=0.3934E-17 RATIO =0.7856E-01 TOLER =0.1000E-03  NOT CONVERGED
            RFMAX = 119.9     RMMAX = 208.7
            RTSMAL=0.1000E-02 RMSMAL=0.1000E-02
            RDT   =0.2874E+06 RDR   =0.1907E+07
            RATIOT=0.7856E-01 RATIOR= 0.000
            MAX UN= 13.53     IEQ=   261 NODE     53 DOF   1  Y-DISPL.F
            MIN UN=-.2707E-08 IEQ=    81 NODE     17 DOF   1  Y-DISPL.F
            NO. OF CONTACT CONSTRAINT VIOLATIONS     0


 ITER     3 RNORM = 0.000     RMNORM= 0.000
            RINORM=0.2874E+06 RIMNOR=0.1907E+07
            RENORM= 524.4     REMNOR=0.1564E-16 RATIO =0.4271E-01 TOLER =0.1000E-03  NOT CONVERGED
            RFMAX = 119.9     RMMAX = 208.7
            RTSMAL=0.1000E-02 RMSMAL=0.1000E-02
            RDT   =0.2874E+06 RDR   =0.1907E+07
            RATIOT=0.4271E-01 RATIOR= 0.000
            MAX UN= 10.26     IEQ=   286 NODE     58 DOF   1  Y-DISPL.F
            MIN UN=-.3721E-04 IEQ=   393 NODE     79 DOF   3  Y-DISPL.S
            NO. OF CONTACT CONSTRAINT VIOLATIONS     0


 ITER     4 RNORM = 0.000     RMNORM= 0.000
            RINORM=0.2874E+06 RIMNOR=0.1907E+07
            RENORM= 351.9     REMNOR=0.2913E-15 RATIO =0.3499E-01 TOLER =0.1000E-03  NOT CONVERGED
            RFMAX = 119.9     RMMAX = 208.7
            RTSMAL=0.1000E-02 RMSMAL=0.1000E-02
            RDT   =0.2874E+06 RDR   =0.1907E+07
            RATIOT=0.3499E-01 RATIOR= 0.000
            MAX UN= 13.64     IEQ=   301 NODE     61 DOF   1  Y-DISPL.F
            MIN UN=-.7830     IEQ=   391 NODE     79 DOF   1  Y-DISPL.F
            NO. OF CONTACT CONSTRAINT VIOLATIONS     0


 ITER     5 RNORM = 0.000     RMNORM= 0.000
```

```
  RINORM=0.2874E+06 RIMNOR=0.1907E+07
  RENORM= 5.313     REMNOR=0.5979E-16 RATIO =0.4299E-02 TOLER =0.1000E-03  NOT CONVERGED
  RFMAX = 119.9     RMMAX = 208.7
  RTSMAL=0.1000E-02 RMSMAL=0.1000E-02
  RDT   =0.2874E+06 RDR   =0.1907E+07
  RATIOT=0.4299E-02 RATIOR= 0.000
  MAX UN= 2.189     IEQ=   321 NODE     65 DOF   1  Y-DISPL.F
  MIN UN=-.3932     IEQ=   386 NODE     78 DOF   1  Y-DISPL.F
  NO. OF CONTACT CONSTRAINT VIOLATIONS     0


ITER      6 RNORM = 0.000     RMNORM= 0.000
  RINORM=0.2874E+06 RIMNOR=0.1907E+07
  RENORM=0.3672E-05 REMNOR=0.2898E-16 RATIO =0.3574E-05 TOLER =0.1000E-03      CONVERGED !
  RFMAX = 119.9     RMMAX = 208.7
  RTSMAL=0.1000E-02 RMSMAL=0.1000E-02
  RDT   =0.2874E+06 RDR   =0.1907E+07
  RATIOT=0.3574E-05 RATIOR= 0.000
  MAX UN=0.3374E-03 IEQ=     3 NODE      1 DOF   3  Y-DISPL.S
  MIN UN=-.3093E-07 IEQ=   236 NODE     48 DOF   1  Y-DISPL.F
  NO. OF CONTACT CONSTRAINT VIOLATIONS     0
```

```
+-------------------------------------------------------------------------------------------------------------------------+
|                   PARATIEPLUS(TM)   NLS ENGINE RELEASE  2018.0    FULL VERSION  *Build date:Nov 13, 2017*               |
|                                                                                                                         |
|                                      NewProject.BaseDesignSection_28.A2M2R1_1213                                        |
|                                   Exe Time : 4 September 2018 18:06:52                                                  |
+-------------------------------------------------------------------------------------------------------------------------+
New Project
SOLUTION REACHED USING     6 ITERATIONS ON   40

P R I N T   O U T   F O R   T I M E   S T E P    4     ( AT TIME   4.000     )

PRINT OUT OF ACTIVE COMPONENTS (FIXED NODES ARE NOT PRINTED OUT)
```

	Y-DISPL.F (02)	X-ROT. F (04)	Y-DISPL.S (08)	X-ROT. S (10)	Y-FORCE (14)	GAP	C-FORCE
1	4.4505967E-02	-1.4900416E-03	4.4505967E-02	0.000000	-9.1272320E-14	-6.9388939E-18	-3.3741517E-04
2	4.4207867E-02	-1.4914261E-03	4.4207867E-02	0.000000	-4.5207901E-14	6.9388939E-18	-3.3424881E-04
3	4.3909212E-02	-1.4955777E-03	4.3909212E-02	0.000000	-4.4779483E-14	-6.9388939E-18	-3.3108126E-04
4	4.3609451E-02	-1.5024896E-03	4.3609451E-02	0.000000	-4.4350747E-14	0.000000	-3.2791136E-04
5	4.3308033E-02	-1.5121506E-03	4.3308033E-02	0.000000	-4.3921537E-14	0.000000	-3.2473795E-04
6	4.3004409E-02	-1.5245441E-03	4.3004409E-02	0.000000	-4.3491697E-14	-6.9388939E-18	-3.2155989E-04
7	4.2698035E-02	-1.5396484E-03	4.2698035E-02	0.000000	-4.3061077E-14	0.000000	-3.1837606E-04
8	4.2388371E-02	-1.5574364E-03	4.2388371E-02	0.000000	-4.2629524E-14	-6.9388939E-18	-3.1518534E-04
9	4.2074884E-02	-1.5778755E-03	4.2074884E-02	0.000000	-4.2196891E-14	6.9388939E-18	-3.1198662E-04
10	4.1757046E-02	-1.6009274E-03	4.1757046E-02	0.000000	-4.1763030E-14	0.000000	-3.0877883E-04
11	4.1434341E-02	-1.6265477E-03	4.1434341E-02	0.000000	-4.1327796E-14	-1.3877788E-17	-3.0556089E-04
12	4.1106259E-02	-1.6546863E-03	4.1106259E-02	0.000000	-4.0891046E-14	6.9388939E-18	-3.0233173E-04
13	4.0772303E-02	-1.6852881E-03	4.0772303E-02	0.000000	-4.0452637E-14	0.000000	-2.9909032E-04
14	4.0431984E-02	-1.7182925E-03	4.0431984E-02	0.000000	-4.0012430E-14	0.000000	-2.9583561E-04
15	4.0084830E-02	-1.7536337E-03	4.0084830E-02	0.000000	-3.9570287E-14	-1.3877788E-17	-2.9256658E-04
16	3.9730379E-02	-1.7912415E-03	3.9730379E-02	0.000000	-3.9126364E-14	0.000000	-2.8928223E-04
17	3.9368185E-02	-1.8310404E-03	3.9368185E-02	0.000000	-3.8679934E-14	0.000000	-2.8598153E-04
18	3.8997821E-02	-1.8729498E-03	3.8997821E-02	0.000000	-3.8230880E-14	0.000000	-2.8266355E-04
19	3.8618870E-02	-1.9168845E-03	3.8618870E-02	0.000000	-3.7779642E-14	1.3877788E-17	-2.7932728E-04
20	3.8230938E-02	-1.9627544E-03	3.8230938E-02	0.000000	-3.7325523E-14	6.9388939E-18	-2.7597178E-04
21	3.7833648E-02	-2.0104647E-03	3.7833648E-02	0.000000	-3.6868959E-14	-6.9388939E-18	-2.7259611E-04
22	3.7426638E-02	-2.0599170E-03	3.7426638E-02	0.000000	-3.6409808E-14	-6.9388939E-18	-2.6919929E-04
23	3.7009572E-02	-2.1110073E-03	3.7009572E-02	0.000000	-3.5947399E-14	0.000000	-2.6578042E-04
24	3.6582133E-02	-2.1636274E-03	3.6582133E-02	0.000000	-3.5481883E-14	0.000000	-2.6233859E-04
25	3.6144026E-02	-2.2176646E-03	3.6144026E-02	0.000000	-3.5013140E-14	-6.9388939E-18	-2.5887289E-04
26	3.5694981E-02	-2.2730015E-03	3.5694981E-02	0.000000	-3.4540740E-14	1.3877788E-17	-2.5538244E-04
27	3.5234749E-02	-2.3295237E-03	3.5234749E-02	0.000000	-3.4065188E-14	0.000000	-2.5186637E-04
28	3.4763102E-02	-2.3871209E-03	3.4763102E-02	0.000000	-3.3586300E-14	0.000000	-2.4832378E-04
29	3.4279837E-02	-2.4456782E-03	3.4279837E-02	0.000000	-3.3103456E-14	0.000000	-2.4475382E-04
30	3.3784774E-02	-2.5050764E-03	3.3784774E-02	0.000000	-3.2616797E-14	0.000000	-2.4115565E-04
31	3.3277758E-02	-2.5651929E-03	3.3277758E-02	0.000000	-3.2125968E-14	-6.9388939E-18	-2.3752844E-04
32	3.2758660E-02	-2.6259005E-03	3.2758660E-02	0.000000	-3.1631345E-14	-6.9388939E-18	-2.3387137E-04
33	3.2227370E-02	-2.6870688E-03	3.2227370E-02	0.000000	-3.1132802E-14	0.000000	-2.3018359E-04
34	3.1683811E-02	-2.7485627E-03	3.1683811E-02	0.000000	-3.0629762E-14	0.000000	-2.2646431E-04
35	3.1127932E-02	-2.8102434E-03	3.1127932E-02	0.000000	-3.0122354E-14	0.000000	-2.2271273E-04
36	3.0559711E-02	-2.8719679E-03	3.0559711E-02	0.000000	-2.9610250E-14	-3.4694470E-18	-2.1892808E-04
37	2.9979155E-02	-2.9335893E-03	2.9979155E-02	0.000000	-2.9093794E-14	6.9388939E-18	-2.1510958E-04
38	2.9386295E-02	-2.9949575E-03	2.9386295E-02	0.000000	-2.8572867E-14	6.9388939E-18	-2.1125644E-04
39	2.8781199E-02	-3.0559173E-03	2.8781199E-02	0.000000	-2.8046935E-14	0.000000	-2.0736791E-04
40	2.8163966E-02	-3.1163101E-03	2.8163966E-02	0.000000	-2.7516116E-14	-3.4694470E-18	-2.0344325E-04
41	2.7534724E-02	-3.1759734E-03	2.7534724E-02	0.000000	-2.6980310E-14	-3.4694470E-18	-1.9948170E-04
42	2.6893636E-02	-3.2347404E-03	2.6893636E-02	0.000000	-2.6439416E-14	0.000000	-1.9548255E-04
43	2.6240899E-02	-3.2924409E-03	2.6240899E-02	0.000000	-2.5893337E-14	-1.0408341E-17	-1.9144506E-04
44	2.5576743E-02	-3.3489003E-03	2.5576743E-02	0.000000	-2.5341787E-14	0.000000	-1.8736852E-04
45	2.4901437E-02	-3.4039400E-03	2.4901437E-02	0.000000	-2.4785057E-14	-3.4694470E-18	-1.8325225E-04
46	2.4215277E-02	-3.4573783E-03	2.4215277E-02	0.000000	-2.4223034E-14	0.000000	-1.7909550E-04
47	2.3518605E-02	-3.5090286E-03	2.3518605E-02	0.000000	-5.2572961E-15	0.000000	-1.7489760E-04
48	2.3166428E-02	-3.5341309E-03	2.3166428E-02	0.000000	-5.1937304E-15	0.000000	-1.7278292E-04
49	2.2454705E-02	-3.5827412E-03	2.2454705E-02	0.000000	-2.2792949E-14	3.4694470E-18	-1.6852202E-04
50	2.1733483E-02	-3.6290807E-03	2.1733483E-02	0.000000	-2.2210859E-14	6.9388939E-18	-1.6421828E-04
51	2.1003237E-02	-3.6729495E-03	2.1003237E-02	0.000000	-2.1622885E-14	3.4694470E-18	-1.5987103E-04
52	2.0264481E-02	-3.7141584E-03	2.0264481E-02	0.000000	-2.1028940E-14	-6.9388939E-18	-1.5547964E-04
53	1.9517762E-02	-3.7525479E-03	1.9517762E-02	0.000000	-2.0428934E-14	3.4694470E-18	-1.5104343E-04
54	1.8763658E-02	-3.7879930E-03	1.8763658E-02	0.000000	-1.9822782E-14	0.000000	-1.4656178E-04
55	1.8002767E-02	-3.8204033E-03	1.8002767E-02	0.000000	-1.9210397E-14	-3.4694470E-18	-1.4203405E-04

56	1.7235703E-02	-3.8497227E-03	1.7235703E-02	0.000000	-1.8591695E-14	3.4694470E-18	-1.3745962E-04
57	1.6463086E-02	-3.8759297E-03	1.6463086E-02	0.000000	-1.7966591E-14	-3.4694470E-18	-1.3283784E-04
58	1.5685537E-02	-3.8990373E-03	1.5685537E-02	0.000000	-1.7335001E-14	3.4694470E-18	-1.2816812E-04
59	1.4903674E-02	-3.9190929E-03	1.4903674E-02	0.000000	-1.6696844E-14	-1.7347235E-18	-1.2344984E-04
60	1.4118098E-02	-3.9361783E-03	1.4118098E-02	0.000000	-1.6052037E-14	1.7347235E-18	-1.1868239E-04
61	1.3329393E-02	-3.9504099E-03	1.3329393E-02	0.000000	-1.5400498E-14	0.000000	-1.1386517E-04
62	1.2538115E-02	-3.9619386E-03	1.2538115E-02	0.000000	-1.4742148E-14	0.000000	-1.0899759E-04
63	1.1744785E-02	-3.9709496E-03	1.1744785E-02	0.000000	-1.4076906E-14	3.4694470E-18	-1.0407905E-04
64	1.0949888E-02	-3.9776628E-03	1.0949888E-02	0.000000	-1.3404693E-14	-1.7347235E-18	-9.9108979E-05
65	1.0153857E-02	-3.9823325E-03	1.0153857E-02	0.000000	-1.2725430E-14	0.000000	-9.4086779E-05
66	9.3570719E-03	-3.9852475E-03	9.3570719E-03	0.000000	-1.2039199E-14	1.7347235E-18	-8.9013063E-05
67	8.5598537E-03	-3.9867199E-03	8.5598537E-03	0.000000	-1.1346710E-14	0.000000	-8.3893073E-05
68	7.7624597E-03	-3.9870550E-03	7.7624597E-03	0.000000	-1.0648762E-14	-8.6736174E-19	-7.8732723E-05
69	6.9650890E-03	-3.9865314E-03	6.9650890E-03	0.000000	-9.9460759E-15	0.000000	-7.3537339E-05
70	6.1678876E-03	-3.9854014E-03	6.1678876E-03	0.000000	-9.2392965E-15	0.000000	-6.8311692E-05
71	5.3709538E-03	-3.9838904E-03	5.3709538E-03	0.000000	-8.5289997E-15	8.6736174E-19	-6.3060039E-05
72	4.5743435E-03	-3.9821974E-03	4.5743435E-03	0.000000	-7.8156965E-15	0.000000	-5.7786159E-05
73	3.7780755E-03	-3.9804947E-03	3.7780755E-03	0.000000	-7.0998381E-15	0.000000	-5.2493386E-05
74	2.9821366E-03	-3.9789280E-03	2.9821366E-03	0.000000	-6.3818207E-15	0.000000	-4.7184650E-05
75	2.1864873E-03	-3.9776161E-03	2.1864873E-03	0.000000	-5.6615772E-15	0.000000	-4.1862595E-05
76	1.3911072E-03	-3.9766450E-03	1.3911072E-03	0.000000	-4.9404424E-15	0.000000	-3.6530410E-05
77	5.9584412E-04	-3.9760483E-03	5.9584412E-04	0.000000	-4.2186854E-15	-7.5894152E-19	-3.1191286E-05
78	-1.9933425E-04	-3.9757834E-03	-1.9933425E-04	0.000000	-3.4963620E-15	4.3368087E-19	-2.5848774E-05
79	-9.9452262E-04	-3.9757229E-03	-9.9452262E-04	0.000000	-5.5475132E-15	-4.3368087E-19	-2.0504980E-05

```
+-------------------------------------------------------------------------------------------------------------------------------+
|                   PARATIEPLUS(TM)   NLS ENGINE RELEASE  2018.0    FULL VERSION  *Build date:Nov 13, 2017*                    |
|                                                                                                                               |
|                                    NewProject.BaseDesignSection_28.A2M2R1_1213                                                |
|                                  Exe Time : 4 September 2018 18:06:52                                                         |
+-------------------------------------------------------------------------------------------------------------------------------+
New Project


S T R E S S   R E S U L T S   F O R   G R O U P   N O.   1

0_L                                                              :
ELEMENT TYPE    5 NO.OF ELEMENTS. IN THIS GROUP   79
C U R R E N T   T I M E   I S      4.0000

 HARDENING 2D SOIL ELEMENT

 ****** TOTAL STRESS FORMULATION *****

  EL *   FORCE     DISPL-Y  VERTICAL-P  HORIZON.-P     MAX-V-P     MAX-H-P           STATE   STIFFNESS Z-LEVEL      PORE
E FACTOR    UFACTOR       Peq           Su_a         Su_p     LAYER
 ------------------------------------------------------------------------------------------------------------------------------
-------------------------------------------------------------------------------------------
   1 D  3.3527E-04 -4.4506E-02  8.1973E-03  3.3527E-02  8.1973E-03  0.8690          ACTIVE   0.000       0.000       0.000
1.000       1.000      3.3527E-03   0.000       0.000     DI1_164_167_L_0
   2 D  0.2660     -4.4208E-02   3.252       1.330       3.252       10.36          ACTIVE   0.000     -0.2000       0.000
1.000       1.000       1.330       0.000       0.000     DI1_164_167_L_0
   3 D  0.5487     -4.3909E-02   6.708       2.743       6.708       21.36          ACTIVE   0.000     -0.4000       0.000
1.000       1.000       2.743       0.000       0.000     DI1_164_167_L_0
   4 D  0.8537     -4.3609E-02   10.44       4.268       10.44       33.24          ACTIVE   0.000     -0.6000       0.000
1.000       1.000       4.268       0.000       0.000     DI1_164_167_L_0
   5 D   1.175     -4.3308E-02   14.36       5.875       14.36       45.75          ACTIVE   0.000     -0.8000       0.000
1.000       1.000       5.875       0.000       0.000     DI1_164_167_L_0
   6 D   1.504     -4.3004E-02   18.38       7.518       18.38       49.24          ACTIVE   0.000      -1.000       0.000
1.000       1.000       7.518       0.000       0.000     DI1_164_167_L_0
   7 D   1.836     -4.2698E-02   22.44       9.179       22.44       49.34          ACTIVE   0.000      -1.200       0.000
1.000       1.000       9.179       0.000       0.000     DI1_164_167_L_0
   8 D   2.190     -4.2388E-02   26.77       10.95       26.77       49.28          ACTIVE   0.000      -1.400       0.000
1.000       1.000       10.95       0.000       0.000     DI1_164_167_L_0
   9 D   2.527     -4.2075E-02   30.89       12.64       30.89       49.12          ACTIVE   0.000      -1.600       0.000
1.000       1.000       12.64       0.000       0.000     DI1_164_167_L_0
  10 D   2.938     -4.1757E-02   35.92       14.69       35.92       48.92          ACTIVE   0.000      -1.800       0.000
1.000       1.000       14.69       0.000       0.000     DI1_164_167_L_0
  11 D   3.246     -4.1434E-02   39.68       16.23       39.68       48.72          ACTIVE   0.000      -2.000       0.000
1.000       1.000       16.23       0.000       0.000     DI1_164_167_L_0
  12 D   3.547     -4.1106E-02   43.36       17.74       43.36       48.55          ACTIVE   0.000      -2.200       0.000
1.000       1.000       17.74       0.000       0.000     DI1_164_167_L_0
  13 D   3.908     -4.0772E-02   47.78       19.54       47.78       48.42          ACTIVE   0.000      -2.400       0.000
1.000       1.000       19.54       0.000       0.000     DI1_164_167_L_0
  14 D   4.196     -4.0432E-02   51.30       20.98       51.30       48.34          ACTIVE   0.000      -2.600       0.000
1.000       1.000       20.98       0.000       0.000     DI1_164_167_L_0
  15 D   4.481     -4.0085E-02   54.78       22.41       54.78       48.31          ACTIVE   0.000      -2.800       0.000
1.000       1.000       22.41       0.000       0.000     DI1_164_167_L_0
  16 D   4.816     -3.9730E-02   58.88       24.08       58.88       48.36          ACTIVE   0.000      -3.000       0.000
1.000       1.000       24.08       0.000       0.000     DI1_164_167_L_0
  17 D   5.094     -3.9368E-02   62.27       25.47       62.27       48.47          ACTIVE   0.000      -3.200       0.000
1.000       1.000       25.47       0.000       0.000     DI1_164_167_L_0
  18 D   5.416     -3.8998E-02   66.21       27.08       66.21       48.66          ACTIVE   0.000      -3.400       0.000
1.000       1.000       27.08       0.000       0.000     DI1_164_167_L_0
  19 D   5.689     -3.8619E-02   69.55       28.44       69.55       48.92          ACTIVE   0.000      -3.600       0.000
1.000       1.000       28.44       0.000       0.000     DI1_164_167_L_0
  20 D   5.961     -3.8231E-02   72.87       29.80       72.87       49.25          ACTIVE   0.000      -3.800       0.000
1.000       1.000       29.80       0.000       0.000     DI1_164_167_L_0
  21 D   6.232     -3.7834E-02   76.19       31.16       76.19       49.65          ACTIVE   0.000      -4.000       0.000
1.000       1.000       31.16       0.000       0.000     DI1_164_167_L_0
  22 D   6.540     -3.7427E-02   79.95       32.70       79.95       50.13          ACTIVE   0.000      -4.200       0.000
1.000       1.000       32.70       0.000       0.000     DI1_164_167_L_0
  23 D   6.809     -3.7010E-02   83.24       34.04       83.24       50.68          ACTIVE   0.000      -4.400       0.000
1.000       1.000       34.04       0.000       0.000     DI1_164_167_L_0
  24 D   7.077     -3.6582E-02   86.52       35.38       86.52       51.31          ACTIVE   0.000      -4.600       0.000
1.000       1.000       35.38       0.000       0.000     DI1_164_167_L_0
```

25 D	7.378	-3.6144E-02	90.19	36.89	90.19	52.00	ACTIVE	0.000	-4.800	0.000
1.000	1.000	36.89	0.000	0.000	DI1_164_167_L_0					
26 D	6.702	-3.5695E-02	93.45	33.51	93.45	56.19	ACTIVE	0.000	-5.000	0.000
1.000	1.000	33.51	0.000	0.000	DI2_165_168_L_0					
27 D	6.942	-3.5235E-02	96.70	34.71	96.70	56.11	ACTIVE	0.000	-5.200	0.000
1.000	1.000	34.71	0.000	0.000	DI2_165_168_L_0					
28 D	7.208	-3.4763E-02	100.3	36.04	100.3	56.18	ACTIVE	0.000	-5.400	0.000
1.000	1.000	36.04	0.000	0.000	DI2_165_168_L_0					
29 D	7.447	-3.4280E-02	103.5	37.24	103.5	56.40	ACTIVE	0.000	-5.600	0.000
1.000	1.000	37.24	0.000	0.000	DI2_165_168_L_0					
30 D	7.686	-3.3785E-02	106.8	38.43	106.8	56.74	ACTIVE	0.000	-5.800	0.000
1.000	1.000	38.43	0.000	0.000	DI2_165_168_L_0					
31 D	7.949	-3.3278E-02	110.3	39.74	110.3	57.66	ACTIVE	0.000	-6.000	0.000
1.000	1.000	39.74	0.000	0.000	DI2_165_168_L_0					
32 D	8.187	-3.2759E-02	113.6	40.93	113.6	59.14	ACTIVE	0.000	-6.200	0.000
1.000	1.000	40.93	0.000	0.000	DI2_165_168_L_0					
33 D	8.425	-3.2227E-02	116.8	42.12	116.8	60.62	ACTIVE	0.000	-6.400	0.000
1.000	1.000	42.12	0.000	0.000	DI2_165_168_L_0					
34 D	8.685	-3.1684E-02	120.3	43.42	120.3	62.10	ACTIVE	0.000	-6.600	0.000
1.000	1.000	43.42	0.000	0.000	DI2_165_168_L_0					
35 D	8.922	-3.1128E-02	123.5	44.61	123.5	63.58	ACTIVE	0.000	-6.800	0.000
1.000	1.000	44.61	0.000	0.000	DI2_165_168_L_0					
36 D	9.160	-3.0560E-02	126.7	45.80	126.7	65.07	ACTIVE	0.000	-7.000	0.000
1.000	1.000	45.80	0.000	0.000	DI2_165_168_L_0					
37 D	9.417	-2.9979E-02	130.2	47.09	130.2	66.55	ACTIVE	0.000	-7.200	0.000
1.000	1.000	47.09	0.000	0.000	DI2_165_168_L_0					
38 D	9.654	-2.9386E-02	133.4	48.27	133.4	68.04	ACTIVE	0.000	-7.400	0.000
1.000	1.000	48.27	0.000	0.000	DI2_165_168_L_0					
39 D	9.891	-2.8781E-02	136.7	49.46	136.7	69.53	ACTIVE	0.000	-7.600	0.000
1.000	1.000	49.46	0.000	0.000	DI2_165_168_L_0					
40 D	10.15	-2.8164E-02	140.1	50.73	140.1	71.02	ACTIVE	0.000	-7.800	0.000
1.000	1.000	50.73	0.000	0.000	DI2_165_168_L_0					
41 D	10.38	-2.7535E-02	143.3	51.92	143.3	72.52	ACTIVE	0.000	-8.000	0.000
1.000	1.000	51.92	0.000	0.000	DI2_165_168_L_0					
42 D	10.62	-2.6894E-02	146.5	53.10	146.5	74.01	ACTIVE	0.000	-8.200	0.000
1.000	1.000	53.10	0.000	0.000	DI2_165_168_L_0					
43 D	10.87	-2.6241E-02	150.0	54.37	150.0	75.51	ACTIVE	0.000	-8.400	0.000
1.000	1.000	54.37	0.000	0.000	DI2_165_168_L_0					
44 D	11.11	-2.5577E-02	153.2	55.55	153.2	77.00	ACTIVE	0.000	-8.600	0.000
1.000	1.000	55.55	0.000	0.000	DI2_165_168_L_0					
45 D	11.35	-2.4901E-02	156.4	56.74	156.4	78.50	ACTIVE	0.000	-8.800	0.000
1.000	1.000	56.74	0.000	0.000	DI2_165_168_L_0					
46 D	11.60	-2.4215E-02	159.8	58.00	159.8	80.00	ACTIVE	0.000	-9.000	0.000
1.000	1.000	58.00	0.000	0.000	DI2_165_168_L_0					
47 D	8.878	-2.3519E-02	163.0	59.18	163.0	81.50	ACTIVE	0.000	-9.200	0.000
1.000	1.000	59.18	0.000	0.000	DI2_165_168_L_0					
48 D	8.972	-2.3166E-02	164.7	59.81	164.7	82.26	ACTIVE	0.000	-9.300	0.000
1.000	1.000	59.81	0.000	0.000	DI2_165_168_L_0					
49 D	12.20	-2.2455E-02	167.9	61.00	167.9	83.76	ACTIVE	0.000	-9.500	0.000
1.000	1.000	61.00	0.000	0.000	DI2_165_168_L_0					
50 D	12.44	-2.1733E-02	171.1	62.18	171.1	85.26	ACTIVE	0.000	-9.700	0.000
1.000	1.000	62.18	0.000	0.000	DI2_165_168_L_0					
51 D	12.69	-2.1003E-02	174.5	63.43	174.5	86.77	ACTIVE	0.000	-9.900	0.000
1.000	1.000	63.43	0.000	0.000	DI2_165_168_L_0					
52 D	12.92	-2.0264E-02	177.7	64.62	177.7	88.28	ACTIVE	0.000	-10.10	0.000
1.000	1.000	64.62	0.000	0.000	DI2_165_168_L_0					
53 D	13.16	-1.9518E-02	180.9	65.80	180.9	89.79	ACTIVE	0.000	-10.30	0.000
1.000	1.000	65.80	0.000	0.000	DI2_165_168_L_0					
54 D	13.41	-1.8764E-02	184.3	67.05	184.3	91.30	ACTIVE	0.000	-10.50	0.000
1.000	1.000	67.05	0.000	0.000	DI2_165_168_L_0					
55 D	13.65	-1.8003E-02	187.5	68.23	187.5	92.82	ACTIVE	0.000	-10.70	0.000
1.000	1.000	68.23	0.000	0.000	DI2_165_168_L_0					
56 D	13.88	-1.7236E-02	190.7	69.41	190.7	94.33	ACTIVE	0.000	-10.90	0.000
1.000	1.000	69.41	0.000	0.000	DI2_165_168_L_0					
57 D	14.13	-1.6463E-02	194.1	70.66	194.1	95.85	ACTIVE	0.000	-11.10	0.000
1.000	1.000	70.66	0.000	0.000	DI2_165_168_L_0					
58 D	14.37	-1.5686E-02	197.3	71.84	197.3	97.36	ACTIVE	0.000	-11.30	0.000
1.000	1.000	71.84	0.000	0.000	DI2_165_168_L_0					
59 D	14.60	-1.4904E-02	200.5	73.02	200.5	98.88	ACTIVE	0.000	-11.50	0.000
1.000	1.000	73.02	0.000	0.000	DI2_165_168_L_0					
60 D	14.85	-1.4118E-02	203.9	74.27	203.9	100.4	ACTIVE	0.000	-11.70	0.000
1.000	1.000	74.27	0.000	0.000	DI2_165_168_L_0					
61 D	15.09	-1.3329E-02	207.1	75.45	207.1	101.9	ACTIVE	0.000	-11.90	0.000
1.000	1.000	75.45	0.000	0.000	DI2_165_168_L_0					

62 D	15.33	-1.2538E-02	210.3	76.63	210.3	103.4	ACTIVE	0.000	-12.10	0.000	
1.000	1.000	76.63	0.000	0.000	DI2_165_168_L_0						
63 D	15.57	-1.1745E-02	213.7	77.87	213.7	105.0	ACTIVE	0.000	-12.30	0.000	
1.000	1.000	77.87	0.000	0.000	DI2_165_168_L_0						
64 D	15.81	-1.0950E-02	216.9	79.05	216.9	106.5	ACTIVE	0.000	-12.50	0.000	
1.000	1.000	79.05	0.000	0.000	DI2_165_168_L_0						
65 D	16.05	-1.0154E-02	220.1	80.23	220.1	108.0	ACTIVE	0.000	-12.70	0.000	
1.000	1.000	80.23	0.000	0.000	DI2_165_168_L_0						
66 D	16.29	-9.3571E-03	223.4	81.47	223.4	109.5	ACTIVE	0.000	-12.90	0.000	
1.000	1.000	81.47	0.000	0.000	DI2_165_168_L_0						
67 D	16.53	-8.5599E-03	226.6	82.65	226.6	111.1	ACTIVE	0.000	-13.10	0.000	
1.000	1.000	82.65	0.000	0.000	DI2_165_168_L_0						
68 D	16.77	-7.7625E-03	229.8	83.83	229.8	112.6	ACTIVE	0.000	-13.30	0.000	
1.000	1.000	83.83	0.000	0.000	DI2_165_168_L_0						
69 D	17.01	-6.9651E-03	233.2	85.07	233.2	114.1	ACTIVE	0.000	-13.50	0.000	
1.000	1.000	85.07	0.000	0.000	DI2_165_168_L_0						
70 D	17.25	-6.1679E-03	236.4	86.25	236.4	115.7	ACTIVE	0.000	-13.70	0.000	
1.000	1.000	86.25	0.000	0.000	DI2_165_168_L_0						
71 D	17.49	-5.3710E-03	239.6	87.43	239.6	117.2	ACTIVE	0.000	-13.90	0.000	
1.000	1.000	87.43	0.000	0.000	DI2_165_168_L_0						
72 D	17.73	-4.5743E-03	242.9	88.66	242.9	118.7	ACTIVE	0.000	-14.10	0.000	
1.000	1.000	88.66	0.000	0.000	DI2_165_168_L_0						
73 D	17.97	-3.7781E-03	246.1	89.85	246.1	120.3	ACTIVE	0.000	-14.30	0.000	
1.000	1.000	89.85	0.000	0.000	DI2_165_168_L_0						
74 D	18.21	-2.9821E-03	249.3	91.03	249.3	121.8	ACTIVE	0.000	-14.50	0.000	
1.000	1.000	91.03	0.000	0.000	DI2_165_168_L_0						
75 D	18.45	-2.1865E-03	252.7	92.26	252.7	123.3	ACTIVE	0.000	-14.70	0.000	
1.000	1.000	92.26	0.000	0.000	DI2_165_168_L_0						
76 D	19.94	-1.3911E-03	255.9	99.72	255.9	124.9	UL-RL	1.7334E+04	-14.90	0.000	
1.000	1.000	99.72	0.000	0.000	DI2_165_168_L_0						
77 D	23.03	-5.9584E-04	259.1	115.1	259.1	126.4	UL-RL	1.7334E+04	-15.10	0.000	
1.000	1.000	115.1	0.000	0.000	DI2_165_168_L_0						
78 D	25.50	1.9933E-04	262.4	127.5	262.4	133.2	UL-RL	1.7334E+04	-15.30	0.000	
1.000	1.000	127.5	0.000	0.000	DI2_165_168_L_0						
79 D	13.83	9.9452E-04	265.6	138.3	265.6	142.5	UL-RL	1.7334E+04	-15.50	0.000	
1.000	1.000	138.3	0.000	0.000	DI2_165_168_L_0						

```
+-----------------------------------------------------------------------------------------------------------------------+
|                  PARATIEPLUS(TM)   NLS ENGINE RELEASE  2018.0    FULL VERSION  *Build date:Nov 13, 2017*              |
|                                                                                                                       |
|                                    NewProject.BaseDesignSection_28.A2M2R1_1213                                        |
|                                 Exe Time : 4 September 2018 18:06:52                                                  |
+-----------------------------------------------------------------------------------------------------------------------+
New Project


S T R E S S   R E S U L T S   F O R   G R O U P   N O.   2

0_R                                                                :
ELEMENT TYPE    5 NO.OF ELEMENTS. IN THIS GROUP   79
C U R R E N T   T I M E   I S     4.0000

 HARDENING 2D SOIL ELEMENT

 ****** TOTAL STRESS FORMULATION *****

 EL *   FORCE     DISPL-Y  VERTICAL-P  HORIZON.-P     MAX-V-P     MAX-H-P          STATE   STIFFNESS Z-LEVEL      PORE
E FACTOR    UFACTOR       Peq          Su_a        Su_p     LAYER
 ---------------------------------------------------------------------------------------------------------------------------
-----------------------------------------------------------------------------------------------
   1     0.000         --          --          --          --          --          REMOVED     --        0.000       0.000
1.000       1.000       0.000       0.000       0.000     not available
   2     0.000         --          --          --          --          --          REMOVED     --      -0.2000       0.000
1.000       1.000       0.000       0.000       0.000     not available
   3     0.000         --          --          --          --          --          REMOVED     --      -0.4000       0.000
1.000       1.000       0.000       0.000       0.000     not available
   4     0.000         --          --          --          --          --          REMOVED     --      -0.6000       0.000
1.000       1.000       0.000       0.000       0.000     not available
   5     0.000         --          --          --          --          --          REMOVED     --      -0.8000       0.000
1.000       1.000       0.000       0.000       0.000     not available
   6     0.000         --          --          --          --          --          REMOVED     --       -1.000       0.000
1.000       1.000       0.000       0.000       0.000     not available
   7     0.000         --          --          --          --          --          REMOVED     --       -1.200       0.000
1.000       1.000       0.000       0.000       0.000     not available
   8     0.000         --          --          --          --          --          REMOVED     --       -1.400       0.000
1.000       1.000       0.000       0.000       0.000     not available
   9     0.000         --          --          --          --          --          REMOVED     --       -1.600       0.000
1.000       1.000       0.000       0.000       0.000     not available
  10     0.000         --          --          --          --          --          REMOVED     --       -1.800       0.000
1.000       1.000       0.000       0.000       0.000     not available
  11     0.000         --          --          --          --          --          REMOVED     --       -2.000       0.000
1.000       1.000       0.000       0.000       0.000     not available
  12     0.000         --          --          --          --          --          REMOVED     --       -2.200       0.000
1.000       1.000       0.000       0.000       0.000     not available
  13     0.000         --          --          --          --          --          REMOVED     --       -2.400       0.000
1.000       1.000       0.000       0.000       0.000     not available
  14     0.000         --          --          --          --          --          REMOVED     --       -2.600       0.000
1.000       1.000       0.000       0.000       0.000     not available
  15     0.000         --          --          --          --          --          REMOVED     --       -2.800       0.000
1.000       1.000       0.000       0.000       0.000     not available
  16     0.000         --          --          --          --          --          REMOVED     --       -3.000       0.000
1.000       1.000       0.000       0.000       0.000     not available
  17     0.000         --          --          --          --          --          REMOVED     --       -3.200       0.000
1.000       1.000       0.000       0.000       0.000     not available
  18     0.000         --          --          --          --          --          REMOVED     --       -3.400       0.000
1.000       1.000       0.000       0.000       0.000     not available
  19     0.000         --          --          --          --          --          REMOVED     --       -3.600       0.000
1.000       1.000       0.000       0.000       0.000     not available
  20     0.000         --          --          --          --          --          REMOVED     --       -3.800       0.000
1.000       1.000       0.000       0.000       0.000     not available
  21     0.000         --          --          --          --          --          REMOVED     --       -4.000       0.000
1.000       1.000       0.000       0.000       0.000     not available
  22     0.000         --          --          --          --          --          REMOVED     --       -4.200       0.000
1.000       1.000       0.000       0.000       0.000     not available
  23     0.000         --          --          --          --          --          REMOVED     --       -4.400       0.000
1.000       1.000       0.000       0.000       0.000     not available
  24     0.000         --          --          --          --          --          REMOVED     --       -4.600       0.000
1.000       1.000       0.000       0.000       0.000     not available
```

25	0.000	--	--	--	--	--	REMOVED	--	-4.800	0.000	
1.000	1.000	0.000	0.000	0.000	not available						
26	0.000	--	--	--	--	--	REMOVED	--	-5.000	0.000	
1.000	1.000	0.000	0.000	0.000	not available						
27	0.000	--	--	--	--	--	REMOVED	--	-5.200	0.000	
1.000	1.000	0.000	0.000	0.000	not available						
28	0.000	--	--	--	--	--	REMOVED	--	-5.400	0.000	
1.000	1.000	0.000	0.000	0.000	not available						
29	0.000	--	--	--	--	--	REMOVED	--	-5.600	0.000	
1.000	1.000	0.000	0.000	0.000	not available						
30	0.000	--	--	--	--	--	REMOVED	--	-5.800	0.000	
1.000	1.000	0.000	0.000	0.000	not available						
31	0.000	--	--	--	--	--	REMOVED	--	-6.000	0.000	
1.000	1.000	0.000	0.000	0.000	not available						
32	0.000	--	--	--	--	--	REMOVED	--	-6.200	0.000	
1.000	1.000	0.000	0.000	0.000	not available						
33	0.000	--	--	--	--	--	REMOVED	--	-6.400	0.000	
1.000	1.000	0.000	0.000	0.000	not available						
34	0.000	--	--	--	--	--	REMOVED	--	-6.600	0.000	
1.000	1.000	0.000	0.000	0.000	not available						
35	0.000	--	--	--	--	--	REMOVED	--	-6.800	0.000	
1.000	1.000	0.000	0.000	0.000	not available						
36	0.000	--	--	--	--	--	REMOVED	--	-7.000	0.000	
1.000	1.000	0.000	0.000	0.000	not available						
37	0.000	--	--	--	--	--	REMOVED	--	-7.200	0.000	
1.000	1.000	0.000	0.000	0.000	not available						
38	0.000	--	--	--	--	--	REMOVED	--	-7.400	0.000	
1.000	1.000	0.000	0.000	0.000	not available						
39	0.000	--	--	--	--	--	REMOVED	--	-7.600	0.000	
1.000	1.000	0.000	0.000	0.000	not available						
40	0.000	--	--	--	--	--	REMOVED	--	-7.800	0.000	
1.000	1.000	0.000	0.000	0.000	not available						
41	0.000	--	--	--	--	--	REMOVED	--	-8.000	0.000	
1.000	1.000	0.000	0.000	0.000	not available						
42	0.000	--	--	--	--	--	REMOVED	--	-8.200	0.000	
1.000	1.000	0.000	0.000	0.000	not available						
43	0.000	--	--	--	--	--	REMOVED	--	-8.400	0.000	
1.000	1.000	0.000	0.000	0.000	not available						
44	0.000	--	--	--	--	--	REMOVED	--	-8.600	0.000	
1.000	1.000	0.000	0.000	0.000	not available						
45	0.000	--	--	--	--	--	REMOVED	--	-8.800	0.000	
1.000	1.000	0.000	0.000	0.000	not available						
46	0.000	--	--	--	--	--	REMOVED	--	-9.000	0.000	
1.000	1.000	0.000	0.000	0.000	not available						
47	0.000	--	--	--	--	--	REMOVED	--	-9.200	0.000	
1.000	1.000	0.000	0.000	0.000	not available						
48	0.000	--	--	--	--	--	REMOVED	--	-9.300	0.000	
1.000	1.000	0.000	0.000	0.000	not available						
49	0.000	--	--	--	--	--	REMOVED	--	-9.500	0.000	
1.000	1.000	0.000	0.000	0.000	not available						
50	0.000	--	--	--	--	--	REMOVED	--	-9.700	0.000	
1.000	1.000	0.000	0.000	0.000	not available						
51 D	1.798	2.1003E-02	1.600	8.988	158.4	87.64	PASSIVE	0.000	-9.900	0.000	
1.000	1.000	8.988	0.000	0.000	DI2_165_168_L_0						
52 D	4.162	2.0264E-02	4.800	20.81	161.6	89.04	PASSIVE	0.000	-10.10	0.000	
1.000	1.000	20.81	0.000	0.000	DI2_165_168_L_0						
53 D	6.527	1.9518E-02	8.000	32.64	164.8	90.43	PASSIVE	0.000	-10.30	0.000	
1.000	1.000	32.64	0.000	0.000	DI2_165_168_L_0						
54 D	8.892	1.8764E-02	11.20	44.46	168.0	91.82	PASSIVE	0.000	-10.50	0.000	
1.000	1.000	44.46	0.000	0.000	DI2_165_168_L_0						
55 D	11.26	1.8003E-02	14.40	56.28	171.2	93.21	PASSIVE	0.000	-10.70	0.000	
1.000	1.000	56.28	0.000	0.000	DI2_165_168_L_0						
56 D	13.62	1.7236E-02	17.60	68.11	174.4	94.60	PASSIVE	0.000	-10.90	0.000	
1.000	1.000	68.11	0.000	0.000	DI2_165_168_L_0						
57 D	15.99	1.6463E-02	20.80	79.93	177.6	95.99	PASSIVE	0.000	-11.10	0.000	
1.000	1.000	79.93	0.000	0.000	DI2_165_168_L_0						
58 D	18.35	1.5686E-02	24.00	91.76	180.8	97.38	PASSIVE	0.000	-11.30	0.000	
1.000	1.000	91.76	0.000	0.000	DI2_165_168_L_0						
59 D	20.72	1.4904E-02	27.20	103.6	184.0	103.6	PASSIVE	0.000	-11.50	0.000	
1.000	1.000	103.6	0.000	0.000	DI2_165_168_L_0						
60 D	23.08	1.4118E-02	30.40	115.4	187.2	115.4	PASSIVE	0.000	-11.70	0.000	
1.000	1.000	115.4	0.000	0.000	DI2_165_168_L_0						
61 D	25.45	1.3329E-02	33.60	127.2	190.4	127.2	PASSIVE	0.000	-11.90	0.000	
1.000	1.000	127.2	0.000	0.000	DI2_165_168_L_0						

62	D	27.81	1.2538E-02	36.80	139.1	193.6	139.1	PASSIVE	0.000	-12.10	0.000
1.000		1.000	139.1	0.000	0.000	DI2_165_168_L_0					
63	D	30.18	1.1745E-02	40.00	150.9	196.8	150.9	PASSIVE	0.000	-12.30	0.000
1.000		1.000	150.9	0.000	0.000	DI2_165_168_L_0					
64	D	32.54	1.0950E-02	43.20	162.7	200.0	162.7	PASSIVE	0.000	-12.50	0.000
1.000		1.000	162.7	0.000	0.000	DI2_165_168_L_0					
65	D	34.90	1.0154E-02	46.40	174.5	203.2	174.5	PASSIVE	0.000	-12.70	0.000
1.000		1.000	174.5	0.000	0.000	DI2_165_168_L_0					
66	D	35.91	9.3571E-03	49.60	179.6	206.4	179.6	V-C	1.0869E+04	-12.90	0.000
1.000		1.000	179.6	0.000	0.000	DI2_165_168_L_0					
67	D	34.52	8.5599E-03	52.80	172.6	209.6	172.6	V-C	1.0869E+04	-13.10	0.000
1.000		1.000	172.6	0.000	0.000	DI2_165_168_L_0					
68	D	33.12	7.7625E-03	56.00	165.6	212.8	165.6	V-C	1.0869E+04	-13.30	0.000
1.000		1.000	165.6	0.000	0.000	DI2_165_168_L_0					
69	D	31.73	6.9651E-03	59.20	158.6	216.0	158.6	V-C	1.0869E+04	-13.50	0.000
1.000		1.000	158.6	0.000	0.000	DI2_165_168_L_0					
70	D	30.33	6.1679E-03	62.40	151.6	219.2	151.6	V-C	1.0869E+04	-13.70	0.000
1.000		1.000	151.6	0.000	0.000	DI2_165_168_L_0					
71	D	28.93	5.3710E-03	65.60	144.6	222.4	144.6	V-C	1.0869E+04	-13.90	0.000
1.000		1.000	144.6	0.000	0.000	DI2_165_168_L_0					
72	D	27.52	4.5743E-03	68.80	137.6	225.6	137.6	V-C	1.0869E+04	-14.10	0.000
1.000		1.000	137.6	0.000	0.000	DI2_165_168_L_0					
73	D	26.12	3.7781E-03	72.00	130.6	228.8	130.6	V-C	1.0869E+04	-14.30	0.000
1.000		1.000	130.6	0.000	0.000	DI2_165_168_L_0					
74	D	24.72	2.9821E-03	75.20	123.6	232.0	123.6	V-C	1.0869E+04	-14.50	0.000
1.000		1.000	123.6	0.000	0.000	DI2_165_168_L_0					
75	D	22.50	2.1865E-03	78.40	112.5	235.2	123.3	UL-RL	1.7391E+04	-14.70	0.000
1.000		1.000	112.5	0.000	0.000	DI2_165_168_L_0					
76	D	20.07	1.3911E-03	81.60	100.3	238.4	124.9	UL-RL	1.7391E+04	-14.90	0.000
1.000		1.000	100.3	0.000	0.000	DI2_165_168_L_0					
77	D	17.64	5.9584E-04	84.80	88.18	241.6	126.4	UL-RL	1.7391E+04	-15.10	0.000
1.000		1.000	88.18	0.000	0.000	DI2_165_168_L_0					
78	D	15.20	-1.9933E-04	88.00	76.00	244.8	128.0	UL-RL	1.7391E+04	-15.30	0.000
1.000		1.000	76.00	0.000	0.000	DI2_165_168_L_0					
79	D	6.381	-9.9452E-04	91.20	63.81	248.0	129.5	UL-RL	1.7391E+04	-15.50	0.000
1.000		1.000	63.81	0.000	0.000	DI2_165_168_L_0					

```
+-----------------------------------------------------------------------------------------------------------------------+
|                  PARATIEPLUS(TM)   NLS ENGINE RELEASE  2018.0    FULL VERSION  *Build date:Nov 13, 2017*              |
|                                                                                                                       |
|                                    NewProject.BaseDesignSection_28.A2M2R1_1213                                        |
|                                 Exe Time : 4 September 2018 18:06:52                                                  |
+-----------------------------------------------------------------------------------------------------------------------+
New Project


S T R E S S   R E S U L T S   F O R   G R O U P   N O.   3

WallElement_33                                                  :
ELEMENT TYPE    2 NO.OF ELEMENTS. IN THIS GROUP   78
C U R R E N T   T I M E   I S     4.0000

 WALL2D ELEMENT

   EL      TA          TB          MA          MB
-----------------------------------------------------
    1 -170.62      170.62     3.46645E-10 -34.123
    2 -170.35      170.35      34.123     -68.193
    3 -169.80      169.80      68.193     -102.15
    4 -168.95      168.95      102.15     -135.94
    5 -167.77      167.77      135.94     -169.50
    6 -166.27      166.27      169.50     -202.75
    7 -164.43      164.43      202.75     -235.64
    8 -162.25      162.25      235.64     -268.09
    9 -159.72      159.72      268.09     -300.03
   10 -156.78      156.78      300.03     -331.39
   11 -153.54      153.54      331.39     -362.10
   12 -149.99      149.99      362.10     -392.09
   13 -146.08      146.08      392.09     -421.31
   14 -141.88      141.88      421.31     -449.69
   15 -137.40      137.40      449.69     -477.17
   16 -132.59      132.59      477.17     -503.68
   17 -127.49      127.49      503.68     -529.18
   18 -122.08      122.08      529.18     -553.60
   19 -116.39      116.39      553.60     -576.88
   20 -110.43      110.43      576.88     -598.96
   21 -104.20      104.20      598.96     -619.80
   22 -97.657      97.657      619.80     -639.33
   23 -90.849      90.849      639.33     -657.50
   24 -83.772      83.772      657.50     -674.26
   25 -76.395      76.395      674.26     -689.54
   26 -69.693      69.693      689.54     -703.48
   27 -62.751      62.751      703.48     -716.03
   28 -55.543      55.543      716.03     -727.13
   29 -48.096      48.096      727.13     -736.75
   30 -40.410      40.410      736.75     -744.84
   31 -32.461      32.461      744.84     -751.33
   32 -24.275      24.275      751.33     -756.18
   33 -15.850      15.850      756.18     -759.35
   34 -7.1654      7.1654      759.35     -760.79
   35  1.7565     -1.7565      760.79     -760.43
   36  10.916     -10.916      760.43     -758.25
   37  20.333     -20.333      758.25     -754.18
   38  29.987     -29.987      754.18     -748.19
   39  39.878     -39.878      748.19     -740.21
   40  50.024     -50.024      740.21     -730.21
   41  60.408     -60.408      730.21     -718.12
   42  71.028     -71.028      718.12     -703.92
   43  81.902     -81.902      703.92     -687.54
   44  93.013     -93.013      687.54     -668.94
   45  104.36     -104.36      668.94     -648.06
   46  115.96     -115.96      648.06     -624.87
   47  124.84     -124.84      624.87     -612.39
   48  133.81     -133.81      612.39     -585.63
   49  146.01     -146.01      585.63     -556.42
   50  158.44     -158.44      556.42     -524.74
   51  169.33     -169.33      524.74     -490.87
   52  178.09     -178.09      490.87     -455.25
```

53	184.73	-184.73	455.25	-418.30
54	189.24	-189.24	418.30	-380.46
55	191.63	-191.63	380.46	-342.13
56	191.89	-191.89	342.13	-303.75
57	190.04	-190.04	303.75	-265.74
58	186.06	-186.06	265.74	-228.53
59	179.94	-179.94	228.53	-192.54
60	171.72	-171.72	192.54	-158.20
61	161.36	-161.36	158.20	-125.93
62	148.88	-148.88	125.93	-96.152
63	134.27	-134.27	96.152	-69.297
64	117.54	-117.54	69.297	-45.788
65	98.686	-98.686	45.788	-26.051
66	79.070	-79.070	26.051	-10.237
67	61.081	-61.081	10.237	1.9790
68	44.724	-44.724	-1.9790	10.924
69	30.011	-30.011	-10.924	16.926
70	16.934	-16.934	-16.926	20.313
71	5.4938	-5.4938	-20.313	21.412
72	-4.2979	4.2979	-21.412	20.552
73	-12.451	12.451	-20.552	18.062
74	-18.963	18.963	-18.062	14.269
75	-23.014	23.014	-14.269	9.6666
76	-23.139	23.139	-9.6666	5.0388
77	-17.746	17.746	-5.0388	1.4896
78	-7.4474	7.4474	-1.4896	-5.27502E-11

```
+-------------------------------------------------------------------------------------------------------------------------+
|                   PARATIEPLUS(TM)   NLS ENGINE RELEASE  2018.0    FULL VERSION  *Build date:Nov 13, 2017*              |
|                                                                                                                         |
|                                     NewProject.BaseDesignSection_28.A2M2R1_1213                                         |
|                                  Exe Time : 4 September 2018 18:06:52                                                   |
+-------------------------------------------------------------------------------------------------------------------------+
New Project


S T R E S S   R E S U L T S   F O R   G R O U P   N O.   4

WallElement_New_76649                                          :
ELEMENT TYPE    2 NO.OF ELEMENTS. IN THIS GROUP   47
C U R R E N T   T I M E   I S      4.0000

 WALL2D ELEMENT

   EL      TA          TB          MA          MB
-----------------------------------------------------

***** NO ONE ELEMENT ACTIVE AT CURRENT STEP *****
```

```
+-------------------------------------------------------------------------------------------------------------------------------+
|                   PARATIEPLUS(TM)   NLS ENGINE RELEASE  2018.0    FULL VERSION  *Build date:Nov 13, 2017*                    |
|                                                                                                                               |
|                                     NewProject.BaseDesignSection_28.A2M2R1_1213                                               |
|                                  Exe Time : 4 September 2018 18:06:52                                                         |
+-------------------------------------------------------------------------------------------------------------------------------+
New Project


S T R E S S    R E S U L T S    F O R    G R O U P    N O.    5

Tieback_175                                                  :
ELEMENT TYPE    6 NO.OF ELEMENTS. IN THIS GROUP    1
C U R R E N T    T I M E    I S      4.0000

 POST-TENSION 2D-BOUNDARY ELEMENT

         EL    FORCE          d0          EDISPL     pl. eps          K     -ve limit   +ve limit
-----------------------------------------------------------------------------------------------------------
 ANCHOR    1   197.01     -1.73785E-03  3.83725E-02   0.0000       1458.7       0.0000       0.0000     ELASTIC  ORIGINAL
YOUNG MODULUS

 ITER     0 RNORM = 0.000     RMNORM= 0.000
            RINORM=0.2238E+07 RIMNOR=0.3708E+08
            RENORM= 30.12     REMNOR=0.2898E-16 RATIO =0.3669E-02 TOLER =0.1000E-03  NOT CONVERGED
            RFMAX = 191.9     RMMAX = 760.8
            RTSMAL=0.1000E-02 RMSMAL=0.1000E-02
            RDT   =0.2238E+07 RDR   =0.3708E+08
            RATIOT=0.3669E-02 RATIOR= 0.000
            MAX UN=0.3374E-03 IEQ=     3 NODE      1 DOF   3  Y-DISPL.S
            MIN UN=-2.308     IEQ=   251 NODE     51 DOF   1  Y-DISPL.F
            NO. OF CONTACT CONSTRAINT VIOLATIONS     0


 ITER     2 RNORM = 0.000     RMNORM= 0.000
            RINORM=0.2238E+07 RIMNOR=0.3708E+08
            RENORM=0.1012E-02 REMNOR=0.4167E-16 RATIO =0.2127E-04 TOLER =0.1000E-03      CONVERGED !
            RFMAX = 191.9     RMMAX = 760.8
            RTSMAL=0.1000E-02 RMSMAL=0.1000E-02
            RDT   =0.2238E+07 RDR   =0.3708E+08
            RATIOT=0.2127E-04 RATIOR= 0.000
            MAX UN=0.2226E-01 IEQ=    91 NODE     19 DOF   1  Y-DISPL.F
            MIN UN=-.4727E-02 IEQ=   241 NODE     49 DOF   1  Y-DISPL.F
            NO. OF CONTACT CONSTRAINT VIOLATIONS     0
```

```
+-------------------------------------------------------------------------------------------------------------------------+
|                   PARATIEPLUS(TM)   NLS ENGINE RELEASE  2018.0    FULL VERSION  *Build date:Nov 13, 2017*               |
|                                                                                                                         |
|                                      NewProject.BaseDesignSection_28.A2M2R1_1213                                        |
|                                   Exe Time : 4 September 2018 18:06:52                                                  |
+-------------------------------------------------------------------------------------------------------------------------+
New Project
SOLUTION REACHED USING     2 ITERATIONS ON   40

P R I N T   O U T   F O R   T I M E   S T E P    5     ( AT TIME   5.000     )

PRINT OUT OF ACTIVE COMPONENTS (FIXED NODES ARE NOT PRINTED OUT)
```

	Y-DISPL.F (02)	X-ROT. F (04)	Y-DISPL.S (08)	X-ROT. S (10)	Y-FORCE (14)	GAP	C-FORCE
1	4.4583675E-02	-1.5072970E-03	4.4583675E-02	0.000000	-2.1020321E-14	-6.9388939E-18	-7.7707846E-05
2	4.4282123E-02	-1.5086822E-03	4.4282123E-02	0.000000	-1.0043388E-14	6.9388939E-18	-7.4256722E-05
3	4.3980018E-02	-1.5128358E-03	4.3980018E-02	0.000000	-9.5765788E-15	-6.9388939E-18	-7.0805322E-05
4	4.3676805E-02	-1.5197512E-03	4.3676805E-02	0.000000	-9.1096949E-15	0.000000	-6.7353373E-05
5	4.3371934E-02	-1.5294169E-03	4.3371934E-02	0.000000	-8.6426998E-15	0.000000	-6.3900601E-05
6	4.3064856E-02	-1.5418166E-03	4.3064856E-02	0.000000	-8.1755565E-15	-6.9388939E-18	-6.0446734E-05
7	4.2755026E-02	-1.5569284E-03	4.2755026E-02	0.000000	-7.7082284E-15	0.000000	-5.6991500E-05
8	4.2441905E-02	-1.5747253E-03	4.2441905E-02	0.000000	-7.2406787E-15	-6.9388939E-18	-5.3534628E-05
9	4.2124959E-02	-1.5951746E-03	4.2124959E-02	0.000000	-6.7728710E-15	6.9388939E-18	-5.0075849E-05
10	4.1803661E-02	-1.6182381E-03	4.1803661E-02	0.000000	-6.3047687E-15	0.000000	-4.6614891E-05
11	4.1477493E-02	-1.6438713E-03	4.1477493E-02	0.000000	-5.8363358E-15	-1.3877788E-17	-4.3151489E-05
12	4.1145945E-02	-1.6720241E-03	4.1145945E-02	0.000000	-5.3675359E-15	6.9388939E-18	-3.9685373E-05
13	4.0808519E-02	-1.7026414E-03	4.0808519E-02	0.000000	-4.8983329E-15	0.000000	-3.6216278E-05
14	4.0464728E-02	-1.7356627E-03	4.0464728E-02	0.000000	-4.4286911E-15	0.000000	-3.2743937E-05
15	4.0114098E-02	-1.7710222E-03	4.0114098E-02	0.000000	-3.9585744E-15	-1.3877788E-17	-2.9268086E-05
16	3.9756168E-02	-1.8086495E-03	3.9756168E-02	0.000000	-3.4879734E-15	0.000000	-2.5788461E-05
17	3.9390490E-02	-1.8484693E-03	3.9390490E-02	0.000000	-3.0167942E-15	0.000000	-2.2304780E-05
18	3.9016638E-02	-1.8904008E-03	3.9016638E-02	0.000000	-2.5450167E-15	0.000000	-1.8816817E-05
19	3.8634195E-02	-1.9343590E-03	3.8634195E-02	0.000000	-2.0726449E-15	1.3877788E-17	-1.5324292E-05
20	3.8242765E-02	-1.9802538E-03	3.8242765E-02	0.000000	-1.5996072E-15	6.9388939E-18	-1.1826933E-05
21	3.7841972E-02	-2.0279908E-03	3.7841972E-02	0.000000	-1.1258891E-15	-6.9388939E-18	-8.3244275E-06
22	3.7431454E-02	-2.0774719E-03	3.7431454E-02	0.000000	-6.5142309E-16	-6.9388939E-18	-4.8163569E-06
23	3.7010874E-02	-2.1285932E-03	3.7010874E-02	0.000000	-1.7614116E-16	0.000000	-1.3023160E-06
24	3.6579915E-02	-2.1812465E-03	3.6579915E-02	0.000000	3.0000839E-16	0.000000	2.2181398E-06
25	3.6138281E-02	-2.2353191E-03	3.6138281E-02	0.000000	7.7708638E-16	-6.9388939E-18	5.7454601E-06
26	3.5685700E-02	-2.2906936E-03	3.5685700E-02	0.000000	1.2551409E-15	1.3877788E-17	9.2800833E-06
27	3.5221927E-02	-2.3472551E-03	3.5221927E-02	0.000000	1.7342418E-15	0.000000	1.2822392E-05
28	3.4746729E-02	-2.4048929E-03	3.4746729E-02	0.000000	2.2144444E-15	0.000000	1.6372723E-05
29	3.4259906E-02	-2.4634911E-03	3.4259906E-02	0.000000	2.6957377E-15	0.000000	1.9931214E-05
30	3.3761277E-02	-2.5229296E-03	3.3761277E-02	0.000000	3.1781307E-15	0.000000	2.3497838E-05
31	3.3250686E-02	-2.5830844E-03	3.3250686E-02	0.000000	3.6615618E-15	-6.9388939E-18	2.7072338E-05
32	3.2728006E-02	-2.6438270E-03	3.2728006E-02	0.000000	4.1460094E-15	-6.9388939E-18	3.0654178E-05
33	3.2193127E-02	-2.7050253E-03	3.2193127E-02	0.000000	4.6313778E-15	0.000000	3.4242570E-05
34	3.1645975E-02	-2.7665424E-03	3.1645975E-02	0.000000	5.1174403E-15	0.000000	3.7836323E-05
35	3.1086499E-02	-2.8282375E-03	3.1086499E-02	0.000000	5.6040174E-15	0.000000	4.1433881E-05
36	3.0514678E-02	-2.8899655E-03	3.0514678E-02	0.000000	6.0907951E-15	-3.4694470E-18	4.5033260E-05
37	2.9930523E-02	-2.9515768E-03	2.9930523E-02	0.000000	6.5775272E-15	6.9388939E-18	4.8631991E-05
38	2.9334068E-02	-3.0129187E-03	2.9334068E-02	0.000000	7.0638295E-15	6.9388939E-18	5.2227152E-05
39	2.8725384E-02	-3.0738333E-03	2.8725384E-02	0.000000	7.5491227E-15	0.000000	5.5815218E-05
40	2.8104574E-02	-3.1341589E-03	2.8104574E-02	0.000000	8.0329025E-15	-3.4694470E-18	5.9392093E-05
41	2.7471771E-02	-3.1937297E-03	2.7471771E-02	0.000000	8.5145298E-15	-3.4694470E-18	6.2953054E-05
42	2.6827144E-02	-3.2523756E-03	2.6827144E-02	0.000000	8.9932752E-15	0.000000	6.6492708E-05
43	2.6170894E-02	-3.3099225E-03	2.6170894E-02	0.000000	9.4683132E-15	-1.0408341E-17	7.0004950E-05
44	2.5503260E-02	-3.3661922E-03	2.5503260E-02	0.000000	9.9386426E-15	0.000000	7.3482931E-05
45	2.4824518E-02	-3.4210019E-03	2.4824518E-02	0.000000	1.0403373E-14	-3.4694470E-18	7.6918991E-05
46	2.4134972E-02	-3.4741657E-03	2.4134972E-02	0.000000	1.0861375E-14	0.000000	8.0304698E-05
47	2.3434974E-02	-3.5254926E-03	2.3434974E-02	0.000000	2.5138787E-15	0.000000	8.3630700E-05
48	2.3081160E-02	-3.5504137E-03	2.3081160E-02	0.000000	2.5631014E-15	0.000000	8.5268221E-05
49	2.2366220E-02	-3.5986185E-03	2.2366220E-02	0.000000	1.1967805E-14	3.4694470E-18	8.8485201E-05
50	2.1641868E-02	-3.6444921E-03	2.1641868E-02	0.000000	1.2391133E-14	6.9388939E-18	9.1615117E-05
51	2.0908592E-02	-3.6878326E-03	2.0908592E-02	0.000000	1.2801011E-14	3.4694470E-18	9.4645597E-05
52	2.0166916E-02	-3.7284645E-03	2.0166916E-02	0.000000	1.3195879E-14	-6.9388939E-18	9.7565089E-05
53	1.9417396E-02	-3.7662510E-03	1.9417396E-02	0.000000	1.3574747E-14	3.4694470E-18	1.0036629E-04
54	1.8660612E-02	-3.8010830E-03	1.8660612E-02	0.000000	1.3937137E-14	0.000000	1.0304566E-04
55	1.7897165E-02	-3.8328821E-03	1.7897165E-02	0.000000	1.4282944E-14	-3.4694470E-18	1.0560242E-04

56	1.7127665E-02	-3.8616018E-03	1.7127665E-02	0.000000	1.4612355E-14	3.4694470E-18	1.0803796E-04
57	1.6352730E-02	-3.8872283E-03	1.6352730E-02	0.000000	1.4925787E-14	-3.4694470E-18	1.1035535E-04
58	1.5572978E-02	-3.9097807E-03	1.5572978E-02	0.000000	1.5223845E-14	3.4694470E-18	1.1255907E-04
59	1.4789019E-02	-3.9293112E-03	1.4789019E-02	0.000000	1.5507283E-14	-1.7347235E-18	1.1465470E-04
60	1.4001450E-02	-3.9459043E-03	1.4001450E-02	0.000000	1.5776960E-14	1.7347235E-18	1.1664858E-04
61	1.3210846E-02	-3.9596768E-03	1.3210846E-02	0.000000	1.6033768E-14	0.000000	1.1854732E-04
62	1.2417757E-02	-3.9707798E-03	1.2417757E-02	0.000000	1.6278608E-14	0.000000	1.2035757E-04
63	1.1622699E-02	-3.9793986E-03	1.1622699E-02	0.000000	1.6512387E-14	3.4694470E-18	1.2208603E-04
64	1.0826148E-02	-3.9857530E-03	1.0826148E-02	0.000000	1.6736008E-14	-1.7347235E-18	1.2373940E-04
65	1.0028532E-02	-3.9900969E-03	1.0028532E-02	0.000000	1.6950371E-14	0.000000	1.2532432E-04
66	9.2302245E-03	-3.9927187E-03	9.2302245E-03	0.000000	1.7156363E-14	1.7347235E-18	1.2684734E-04
67	8.4315388E-03	-3.9939298E-03	8.4315388E-03	0.000000	1.7354857E-14	0.000000	1.2831493E-04
68	7.6327263E-03	-3.9940346E-03	7.6327263E-03	0.000000	1.7546705E-14	-8.6736174E-19	1.2973337E-04
69	6.8339802E-03	-3.9933110E-03	6.8339802E-03	0.000000	1.7732734E-14	0.000000	1.3110880E-04
70	6.0354405E-03	-3.9920098E-03	6.0354405E-03	0.000000	1.7913745E-14	0.000000	1.3244712E-04
71	5.2371998E-03	-3.9903554E-03	5.2371998E-03	0.000000	1.8090504E-14	8.6736174E-19	1.3375401E-04
72	4.4393087E-03	-3.9885453E-03	4.4393087E-03	0.000000	1.8263743E-14	0.000000	1.3503487E-04
73	3.6417807E-03	-3.9867502E-03	3.6417807E-03	0.000000	1.8434151E-14	0.000000	1.3629479E-04
74	2.8445980E-03	-3.9851140E-03	2.8445980E-03	0.000000	1.8602374E-14	0.000000	1.3753857E-04
75	2.0477167E-03	-3.9837540E-03	2.0477167E-03	0.000000	1.8767605E-14	0.000000	1.3877064E-04
76	1.2511123E-03	-3.9827530E-03	1.2511123E-03	0.000000	1.8933177E-14	0.000000	1.3999490E-04
77	4.5462940E-04	-3.9821405E-03	4.5462940E-04	0.000000	1.9099580E-14	-8.1315163E-19	1.4121472E-04
78	-3.4176665E-04	-3.9818694E-03	-3.4176665E-04	0.000000	1.9265720E-14	3.7947076E-19	1.4243241E-04
79	-1.1381721E-03	-3.9818077E-03	-1.1381721E-03	0.000000	3.8863607E-14	-4.3368087E-19	1.4364949E-04

```
+-------------------------------------------------------------------------------------------------------------------------------+
|                   PARATIEPLUS(TM)   NLS ENGINE RELEASE  2018.0    FULL VERSION  *Build date:Nov 13, 2017*                    |
|                                                                                                                               |
|                                    NewProject.BaseDesignSection_28.A2M2R1_1213                                                |
|                                  Exe Time : 4 September 2018 18:06:52                                                         |
+-------------------------------------------------------------------------------------------------------------------------------+
New Project


S T R E S S   R E S U L T S   F O R   G R O U P   N O.   1

0_L                                                              :
ELEMENT TYPE    5 NO.OF ELEMENTS. IN THIS GROUP   79
C U R R E N T   T I M E   I S      5.0000

 HARDENING 2D SOIL ELEMENT

 ****** TOTAL STRESS FORMULATION *****

  EL *   FORCE     DISPL-Y  VERTICAL-P  HORIZON.-P     MAX-V-P     MAX-H-P           STATE   STIFFNESS Z-LEVEL      PORE
E FACTOR    UFACTOR       Peq           Su_a         Su_p     LAYER
 ------------------------------------------------------------------------------------------------------------------------------
-------------------------------------------------------------------------------------------
   1 D  3.3527E-04 -4.4584E-02  8.1973E-03  3.3527E-03  8.1973E-03  0.8690          ACTIVE   0.000       0.000       0.000
1.000       1.000      3.3527E-03   0.000       0.000     DI1_164_167_L_0
   2 D  0.2660     -4.4282E-02   3.252       1.330       3.252       10.36          ACTIVE   0.000     -0.2000       0.000
1.000       1.000       1.330       0.000       0.000     DI1_164_167_L_0
   3 D  0.5487     -4.3980E-02   6.708       2.743       6.708       21.36          ACTIVE   0.000     -0.4000       0.000
1.000       1.000       2.743       0.000       0.000     DI1_164_167_L_0
   4 D  0.8537     -4.3677E-02   10.44       4.268       10.44       33.24          ACTIVE   0.000     -0.6000       0.000
1.000       1.000       4.268       0.000       0.000     DI1_164_167_L_0
   5 D   1.175     -4.3372E-02   14.36       5.875       14.36       45.75          ACTIVE   0.000     -0.8000       0.000
1.000       1.000       5.875       0.000       0.000     DI1_164_167_L_0
   6 D   1.504     -4.3065E-02   18.38       7.518       18.38       49.24          ACTIVE   0.000      -1.000       0.000
1.000       1.000       7.518       0.000       0.000     DI1_164_167_L_0
   7 D   1.836     -4.2755E-02   22.44       9.179       22.44       49.34          ACTIVE   0.000      -1.200       0.000
1.000       1.000       9.179       0.000       0.000     DI1_164_167_L_0
   8 D   2.190     -4.2442E-02   26.77       10.95       26.77       49.28          ACTIVE   0.000      -1.400       0.000
1.000       1.000       10.95       0.000       0.000     DI1_164_167_L_0
   9 D   2.527     -4.2125E-02   30.89       12.64       30.89       49.12          ACTIVE   0.000      -1.600       0.000
1.000       1.000       12.64       0.000       0.000     DI1_164_167_L_0
  10 D   2.938     -4.1804E-02   35.92       14.69       35.92       48.92          ACTIVE   0.000      -1.800       0.000
1.000       1.000       14.69       0.000       0.000     DI1_164_167_L_0
  11 D   3.246     -4.1477E-02   39.68       16.23       39.68       48.72          ACTIVE   0.000      -2.000       0.000
1.000       1.000       16.23       0.000       0.000     DI1_164_167_L_0
  12 D   3.547     -4.1146E-02   43.36       17.74       43.36       48.55          ACTIVE   0.000      -2.200       0.000
1.000       1.000       17.74       0.000       0.000     DI1_164_167_L_0
  13 D   3.908     -4.0809E-02   47.78       19.54       47.78       48.42          ACTIVE   0.000      -2.400       0.000
1.000       1.000       19.54       0.000       0.000     DI1_164_167_L_0
  14 D   4.196     -4.0465E-02   51.30       20.98       51.30       48.34          ACTIVE   0.000      -2.600       0.000
1.000       1.000       20.98       0.000       0.000     DI1_164_167_L_0
  15 D   4.481     -4.0114E-02   54.78       22.41       54.78       48.31          ACTIVE   0.000      -2.800       0.000
1.000       1.000       22.41       0.000       0.000     DI1_164_167_L_0
  16 D   4.816     -3.9756E-02   58.88       24.08       58.88       48.36          ACTIVE   0.000      -3.000       0.000
1.000       1.000       24.08       0.000       0.000     DI1_164_167_L_0
  17 D   5.094     -3.9390E-02   62.27       25.47       62.27       48.47          ACTIVE   0.000      -3.200       0.000
1.000       1.000       25.47       0.000       0.000     DI1_164_167_L_0
  18 D   5.416     -3.9017E-02   66.21       27.08       66.21       48.66          ACTIVE   0.000      -3.400       0.000
1.000       1.000       27.08       0.000       0.000     DI1_164_167_L_0
  19 D   5.689     -3.8634E-02   69.55       28.44       69.55       48.92          ACTIVE   0.000      -3.600       0.000
1.000       1.000       28.44       0.000       0.000     DI1_164_167_L_0
  20 D   5.961     -3.8243E-02   72.87       29.80       72.87       49.25          ACTIVE   0.000      -3.800       0.000
1.000       1.000       29.80       0.000       0.000     DI1_164_167_L_0
  21 D   6.232     -3.7842E-02   76.19       31.16       76.19       49.65          ACTIVE   0.000      -4.000       0.000
1.000       1.000       31.16       0.000       0.000     DI1_164_167_L_0
  22 D   6.540     -3.7431E-02   79.95       32.70       79.95       50.13          ACTIVE   0.000      -4.200       0.000
1.000       1.000       32.70       0.000       0.000     DI1_164_167_L_0
  23 D   6.809     -3.7011E-02   83.24       34.04       83.24       50.68          ACTIVE   0.000      -4.400       0.000
1.000       1.000       34.04       0.000       0.000     DI1_164_167_L_0
  24 D   7.080     -3.6580E-02   86.52       35.40       86.52       51.31           UL-RL   7262.      -4.600       0.000
1.000       1.000       35.40       0.000       0.000     DI1_164_167_L_0
```

25 D	7.386	-3.6138E-02	90.19	36.93	90.19	52.00	UL-RL	7262.	-4.800	0.000		
1.000	1.000	36.93	0.000	0.000	DI1_164_167_L_0							
26 D	6.734	-3.5686E-02	93.45	33.67	93.45	56.19	UL-RL	1.7334E+04	-5.000	0.000		
1.000	1.000	33.67	0.000	0.000	DI2_165_168_L_0							
27 D	6.986	-3.5222E-02	96.70	34.93	96.70	56.11	UL-RL	1.7334E+04	-5.200	0.000		
1.000	1.000	34.93	0.000	0.000	DI2_165_168_L_0							
28 D	7.265	-3.4747E-02	100.3	36.33	100.3	56.18	UL-RL	1.7334E+04	-5.400	0.000		
1.000	1.000	36.33	0.000	0.000	DI2_165_168_L_0							
29 D	7.516	-3.4260E-02	103.5	37.58	103.5	56.40	UL-RL	1.7334E+04	-5.600	0.000		
1.000	1.000	37.58	0.000	0.000	DI2_165_168_L_0							
30 D	7.768	-3.3761E-02	106.8	38.84	106.8	56.74	UL-RL	1.7334E+04	-5.800	0.000		
1.000	1.000	38.84	0.000	0.000	DI2_165_168_L_0							
31 D	8.043	-3.3251E-02	110.3	40.21	110.3	57.66	UL-RL	1.7334E+04	-6.000	0.000		
1.000	1.000	40.21	0.000	0.000	DI2_165_168_L_0							
32 D	8.293	-3.2728E-02	113.6	41.47	113.6	59.14	UL-RL	1.7334E+04	-6.200	0.000		
1.000	1.000	41.47	0.000	0.000	DI2_165_168_L_0							
33 D	8.544	-3.2193E-02	116.8	42.72	116.8	60.62	UL-RL	1.7334E+04	-6.400	0.000		
1.000	1.000	42.72	0.000	0.000	DI2_165_168_L_0							
34 D	8.816	-3.1646E-02	120.3	44.08	120.3	62.10	UL-RL	1.7334E+04	-6.600	0.000		
1.000	1.000	44.08	0.000	0.000	DI2_165_168_L_0							
35 D	9.066	-3.1086E-02	123.5	45.33	123.5	63.58	UL-RL	1.7334E+04	-6.800	0.000		
1.000	1.000	45.33	0.000	0.000	DI2_165_168_L_0							
36 D	9.316	-3.0515E-02	126.7	46.58	126.7	65.07	UL-RL	1.7334E+04	-7.000	0.000		
1.000	1.000	46.58	0.000	0.000	DI2_165_168_L_0							
37 D	9.586	-2.9931E-02	130.2	47.93	130.2	66.55	UL-RL	1.7334E+04	-7.200	0.000		
1.000	1.000	47.93	0.000	0.000	DI2_165_168_L_0							
38 D	9.835	-2.9334E-02	133.4	49.18	133.4	68.04	UL-RL	1.7334E+04	-7.400	0.000		
1.000	1.000	49.18	0.000	0.000	DI2_165_168_L_0							
39 D	10.08	-2.8725E-02	136.7	50.42	136.7	69.53	UL-RL	1.7334E+04	-7.600	0.000		
1.000	1.000	50.42	0.000	0.000	DI2_165_168_L_0							
40 D	10.35	-2.8105E-02	140.1	51.76	140.1	71.02	UL-RL	1.7334E+04	-7.800	0.000		
1.000	1.000	51.76	0.000	0.000	DI2_165_168_L_0							
41 D	10.60	-2.7472E-02	143.3	53.01	143.3	72.52	UL-RL	1.7334E+04	-8.000	0.000		
1.000	1.000	53.01	0.000	0.000	DI2_165_168_L_0							
42 D	10.85	-2.6827E-02	146.5	54.25	146.5	74.01	UL-RL	1.7334E+04	-8.200	0.000		
1.000	1.000	54.25	0.000	0.000	DI2_165_168_L_0							
43 D	11.12	-2.6171E-02	150.0	55.59	150.0	75.51	UL-RL	1.7334E+04	-8.400	0.000		
1.000	1.000	55.59	0.000	0.000	DI2_165_168_L_0							
44 D	11.37	-2.5503E-02	153.2	56.83	153.2	77.00	UL-RL	1.7334E+04	-8.600	0.000		
1.000	1.000	56.83	0.000	0.000	DI2_165_168_L_0							
45 D	11.61	-2.4825E-02	156.4	58.07	156.4	78.50	UL-RL	1.7334E+04	-8.800	0.000		
1.000	1.000	58.07	0.000	0.000	DI2_165_168_L_0							
46 D	11.88	-2.4135E-02	159.8	59.39	159.8	80.00	UL-RL	1.7334E+04	-9.000	0.000		
1.000	1.000	59.39	0.000	0.000	DI2_165_168_L_0							
47 D	9.095	-2.3435E-02	163.0	60.63	163.0	81.50	UL-RL	1.7334E+04	-9.200	0.000		
1.000	1.000	60.63	0.000	0.000	DI2_165_168_L_0							
48 D	9.194	-2.3081E-02	164.7	61.29	164.7	82.26	UL-RL	1.7334E+04	-9.300	0.000		
1.000	1.000	61.29	0.000	0.000	DI2_165_168_L_0							
49 D	12.51	-2.2366E-02	167.9	62.53	167.9	83.76	UL-RL	1.7334E+04	-9.500	0.000		
1.000	1.000	62.53	0.000	0.000	DI2_165_168_L_0							
50 D	12.75	-2.1642E-02	171.1	63.77	171.1	85.26	UL-RL	1.7334E+04	-9.700	0.000		
1.000	1.000	63.77	0.000	0.000	DI2_165_168_L_0							
51 D	13.01	-2.0909E-02	174.5	65.07	174.5	86.77	UL-RL	1.7334E+04	-9.900	0.000		
1.000	1.000	65.07	0.000	0.000	DI2_165_168_L_0							
52 D	13.26	-2.0167E-02	177.7	66.31	177.7	88.28	UL-RL	1.7334E+04	-10.10	0.000		
1.000	1.000	66.31	0.000	0.000	DI2_165_168_L_0							
53 D	13.51	-1.9417E-02	180.9	67.54	180.9	89.79	UL-RL	1.7334E+04	-10.30	0.000		
1.000	1.000	67.54	0.000	0.000	DI2_165_168_L_0							
54 D	13.77	-1.8661E-02	184.3	68.83	184.3	91.30	UL-RL	1.7334E+04	-10.50	0.000		
1.000	1.000	68.83	0.000	0.000	DI2_165_168_L_0							
55 D	14.01	-1.7897E-02	187.5	70.06	187.5	92.82	UL-RL	1.7334E+04	-10.70	0.000		
1.000	1.000	70.06	0.000	0.000	DI2_165_168_L_0							
56 D	14.26	-1.7128E-02	190.7	71.28	190.7	94.33	UL-RL	1.7334E+04	-10.90	0.000		
1.000	1.000	71.28	0.000	0.000	DI2_165_168_L_0							
57 D	14.51	-1.6353E-02	194.1	72.57	194.1	95.85	UL-RL	1.7334E+04	-11.10	0.000		
1.000	1.000	72.57	0.000	0.000	DI2_165_168_L_0							
58 D	14.76	-1.5573E-02	197.3	73.79	197.3	97.36	UL-RL	1.7334E+04	-11.30	0.000		
1.000	1.000	73.79	0.000	0.000	DI2_165_168_L_0							
59 D	15.00	-1.4789E-02	200.5	75.01	200.5	98.88	UL-RL	1.7334E+04	-11.50	0.000		
1.000	1.000	75.01	0.000	0.000	DI2_165_168_L_0							
60 D	15.26	-1.4001E-02	203.9	76.29	203.9	100.4	UL-RL	1.7334E+04	-11.70	0.000		
1.000	1.000	76.29	0.000	0.000	DI2_165_168_L_0							
61 D	15.50	-1.3211E-02	207.1	77.50	207.1	101.9	UL-RL	1.7334E+04	-11.90	0.000		
1.000	1.000	77.50	0.000	0.000	DI2_165_168_L_0							

```
  62 D   15.74     -1.2418E-02   210.3       78.72       210.3       103.4          UL-RL  1.7334E+04  -12.10       0.000
1.000       1.000       78.72       0.000       0.000     DI2_165_168_L_0
  63 D   16.00     -1.1623E-02   213.7       79.99       213.7       105.0          UL-RL  1.7334E+04  -12.30       0.000
1.000       1.000       79.99       0.000       0.000     DI2_165_168_L_0
  64 D   16.24     -1.0826E-02   216.9       81.20       216.9       106.5          UL-RL  1.7334E+04  -12.50       0.000
1.000       1.000       81.20       0.000       0.000     DI2_165_168_L_0
  65 D   16.48     -1.0029E-02   220.1       82.41       220.1       108.0          UL-RL  1.7334E+04  -12.70       0.000
1.000       1.000       82.41       0.000       0.000     DI2_165_168_L_0
  66 D   16.73     -9.2302E-03   223.4       83.67       223.4       109.5          UL-RL  1.7334E+04  -12.90       0.000
1.000       1.000       83.67       0.000       0.000     DI2_165_168_L_0
  67 D   16.98     -8.4315E-03   226.6       84.88       226.6       111.1          UL-RL  1.7334E+04  -13.10       0.000
1.000       1.000       84.88       0.000       0.000     DI2_165_168_L_0
  68 D   17.22     -7.6327E-03   229.8       86.08       229.8       112.6          UL-RL  1.7334E+04  -13.30       0.000
1.000       1.000       86.08       0.000       0.000     DI2_165_168_L_0
  69 D   17.47     -6.8340E-03   233.2       87.34       233.2       114.1          UL-RL  1.7334E+04  -13.50       0.000
1.000       1.000       87.34       0.000       0.000     DI2_165_168_L_0
  70 D   17.71     -6.0354E-03   236.4       88.55       236.4       115.7          UL-RL  1.7334E+04  -13.70       0.000
1.000       1.000       88.55       0.000       0.000     DI2_165_168_L_0
  71 D   17.95     -5.2372E-03   239.6       89.75       239.6       117.2          UL-RL  1.7334E+04  -13.90       0.000
1.000       1.000       89.75       0.000       0.000     DI2_165_168_L_0
  72 D   18.20     -4.4393E-03   242.9       91.01       242.9       118.7          UL-RL  1.7334E+04  -14.10       0.000
1.000       1.000       91.01       0.000       0.000     DI2_165_168_L_0
  73 D   18.44     -3.6418E-03   246.1       92.21       246.1       120.3          UL-RL  1.7334E+04  -14.30       0.000
1.000       1.000       92.21       0.000       0.000     DI2_165_168_L_0
  74 D   18.68     -2.8446E-03   249.3       93.41       249.3       121.8          UL-RL  1.7334E+04  -14.50       0.000
1.000       1.000       93.41       0.000       0.000     DI2_165_168_L_0
  75 D   18.93     -2.0477E-03   252.7       94.66       252.7       123.3          UL-RL  1.7334E+04  -14.70       0.000
1.000       1.000       94.66       0.000       0.000     DI2_165_168_L_0
  76 D   20.43     -1.2511E-03   255.9       102.1       255.9       124.9          UL-RL  1.7334E+04  -14.90       0.000
1.000       1.000       102.1       0.000       0.000     DI2_165_168_L_0
  77 D   23.52     -4.5463E-04   259.1       117.6       259.1       126.4          UL-RL  1.7334E+04  -15.10       0.000
1.000       1.000       117.6       0.000       0.000     DI2_165_168_L_0
  78 D   25.99      3.4177E-04   262.4       130.0       262.4       133.2          UL-RL  1.7334E+04  -15.30       0.000
1.000       1.000       130.0       0.000       0.000     DI2_165_168_L_0
  79 D   14.08      1.1382E-03   265.6       140.8       265.6       142.5          UL-RL  1.7334E+04  -15.50       0.000
1.000       1.000       140.8       0.000       0.000     DI2_165_168_L_0
```

```
+-----------------------------------------------------------------------------------------------------------------------+
|                  PARATIEPLUS(TM)   NLS ENGINE RELEASE  2018.0    FULL VERSION  *Build date:Nov 13, 2017*              |
|                                                                                                                       |
|                                    NewProject.BaseDesignSection_28.A2M2R1_1213                                        |
|                                 Exe Time : 4 September 2018 18:06:52                                                  |
+-----------------------------------------------------------------------------------------------------------------------+
New Project


S T R E S S   R E S U L T S   F O R   G R O U P   N O.   2

0_R                                                                  :
ELEMENT TYPE    5 NO.OF ELEMENTS. IN THIS GROUP   79
C U R R E N T   T I M E   I S     5.0000

 HARDENING 2D SOIL ELEMENT

 ****** TOTAL STRESS FORMULATION *****

 EL *   FORCE     DISPL-Y  VERTICAL-P  HORIZON.-P     MAX-V-P     MAX-H-P          STATE   STIFFNESS Z-LEVEL      PORE
E FACTOR    UFACTOR       Peq          Su_a        Su_p     LAYER
 ---------------------------------------------------------------------------------------------------------------------------
-----------------------------------------------------------------------------------------------
   1     0.000         --          --          --          --          --          REMOVED     --        0.000       0.000
1.000       1.000       0.000       0.000       0.000     not available
   2     0.000         --          --          --          --          --          REMOVED     --      -0.2000       0.000
1.000       1.000       0.000       0.000       0.000     not available
   3     0.000         --          --          --          --          --          REMOVED     --      -0.4000       0.000
1.000       1.000       0.000       0.000       0.000     not available
   4     0.000         --          --          --          --          --          REMOVED     --      -0.6000       0.000
1.000       1.000       0.000       0.000       0.000     not available
   5     0.000         --          --          --          --          --          REMOVED     --      -0.8000       0.000
1.000       1.000       0.000       0.000       0.000     not available
   6     0.000         --          --          --          --          --          REMOVED     --       -1.000       0.000
1.000       1.000       0.000       0.000       0.000     not available
   7     0.000         --          --          --          --          --          REMOVED     --       -1.200       0.000
1.000       1.000       0.000       0.000       0.000     not available
   8     0.000         --          --          --          --          --          REMOVED     --       -1.400       0.000
1.000       1.000       0.000       0.000       0.000     not available
   9     0.000         --          --          --          --          --          REMOVED     --       -1.600       0.000
1.000       1.000       0.000       0.000       0.000     not available
  10     0.000         --          --          --          --          --          REMOVED     --       -1.800       0.000
1.000       1.000       0.000       0.000       0.000     not available
  11     0.000         --          --          --          --          --          REMOVED     --       -2.000       0.000
1.000       1.000       0.000       0.000       0.000     not available
  12     0.000         --          --          --          --          --          REMOVED     --       -2.200       0.000
1.000       1.000       0.000       0.000       0.000     not available
  13     0.000         --          --          --          --          --          REMOVED     --       -2.400       0.000
1.000       1.000       0.000       0.000       0.000     not available
  14     0.000         --          --          --          --          --          REMOVED     --       -2.600       0.000
1.000       1.000       0.000       0.000       0.000     not available
  15     0.000         --          --          --          --          --          REMOVED     --       -2.800       0.000
1.000       1.000       0.000       0.000       0.000     not available
  16     0.000         --          --          --          --          --          REMOVED     --       -3.000       0.000
1.000       1.000       0.000       0.000       0.000     not available
  17     0.000         --          --          --          --          --          REMOVED     --       -3.200       0.000
1.000       1.000       0.000       0.000       0.000     not available
  18     0.000         --          --          --          --          --          REMOVED     --       -3.400       0.000
1.000       1.000       0.000       0.000       0.000     not available
  19     0.000         --          --          --          --          --          REMOVED     --       -3.600       0.000
1.000       1.000       0.000       0.000       0.000     not available
  20     0.000         --          --          --          --          --          REMOVED     --       -3.800       0.000
1.000       1.000       0.000       0.000       0.000     not available
  21     0.000         --          --          --          --          --          REMOVED     --       -4.000       0.000
1.000       1.000       0.000       0.000       0.000     not available
  22     0.000         --          --          --          --          --          REMOVED     --       -4.200       0.000
1.000       1.000       0.000       0.000       0.000     not available
  23     0.000         --          --          --          --          --          REMOVED     --       -4.400       0.000
1.000       1.000       0.000       0.000       0.000     not available
  24     0.000         --          --          --          --          --          REMOVED     --       -4.600       0.000
1.000       1.000       0.000       0.000       0.000     not available
```

25	0.000	--	--	--	--	--	REMOVED	--	-4.800	0.000	
1.000	1.000	0.000	0.000	0.000	not available						
26	0.000	--	--	--	--	--	REMOVED	--	-5.000	0.000	
1.000	1.000	0.000	0.000	0.000	not available						
27	0.000	--	--	--	--	--	REMOVED	--	-5.200	0.000	
1.000	1.000	0.000	0.000	0.000	not available						
28	0.000	--	--	--	--	--	REMOVED	--	-5.400	0.000	
1.000	1.000	0.000	0.000	0.000	not available						
29	0.000	--	--	--	--	--	REMOVED	--	-5.600	0.000	
1.000	1.000	0.000	0.000	0.000	not available						
30	0.000	--	--	--	--	--	REMOVED	--	-5.800	0.000	
1.000	1.000	0.000	0.000	0.000	not available						
31	0.000	--	--	--	--	--	REMOVED	--	-6.000	0.000	
1.000	1.000	0.000	0.000	0.000	not available						
32	0.000	--	--	--	--	--	REMOVED	--	-6.200	0.000	
1.000	1.000	0.000	0.000	0.000	not available						
33	0.000	--	--	--	--	--	REMOVED	--	-6.400	0.000	
1.000	1.000	0.000	0.000	0.000	not available						
34	0.000	--	--	--	--	--	REMOVED	--	-6.600	0.000	
1.000	1.000	0.000	0.000	0.000	not available						
35	0.000	--	--	--	--	--	REMOVED	--	-6.800	0.000	
1.000	1.000	0.000	0.000	0.000	not available						
36	0.000	--	--	--	--	--	REMOVED	--	-7.000	0.000	
1.000	1.000	0.000	0.000	0.000	not available						
37	0.000	--	--	--	--	--	REMOVED	--	-7.200	0.000	
1.000	1.000	0.000	0.000	0.000	not available						
38	0.000	--	--	--	--	--	REMOVED	--	-7.400	0.000	
1.000	1.000	0.000	0.000	0.000	not available						
39	0.000	--	--	--	--	--	REMOVED	--	-7.600	0.000	
1.000	1.000	0.000	0.000	0.000	not available						
40	0.000	--	--	--	--	--	REMOVED	--	-7.800	0.000	
1.000	1.000	0.000	0.000	0.000	not available						
41	0.000	--	--	--	--	--	REMOVED	--	-8.000	0.000	
1.000	1.000	0.000	0.000	0.000	not available						
42	0.000	--	--	--	--	--	REMOVED	--	-8.200	0.000	
1.000	1.000	0.000	0.000	0.000	not available						
43	0.000	--	--	--	--	--	REMOVED	--	-8.400	0.000	
1.000	1.000	0.000	0.000	0.000	not available						
44	0.000	--	--	--	--	--	REMOVED	--	-8.600	0.000	
1.000	1.000	0.000	0.000	0.000	not available						
45	0.000	--	--	--	--	--	REMOVED	--	-8.800	0.000	
1.000	1.000	0.000	0.000	0.000	not available						
46	0.000	--	--	--	--	--	REMOVED	--	-9.000	0.000	
1.000	1.000	0.000	0.000	0.000	not available						
47	0.000	--	--	--	--	--	REMOVED	--	-9.200	0.000	
1.000	1.000	0.000	0.000	0.000	not available						
48 D	0.000	2.3081E-02	0.000	0.000	0.000	0.000	ACTIVE	0.000	-9.300	0.000	
1.000	1.000	0.000	0.000	0.000	DI2_165_168_L_0						
49 D	4.1775E-02	2.2366E-02	3.200	0.2089	3.200	1.600	ACTIVE	0.000	-9.500	0.000	
1.000	1.000	0.2089	0.000	0.000	DI2_165_168_L_0						
50 D	0.3470	2.1642E-02	6.400	1.735	6.400	3.200	UL-RL	1.5989E+04	-9.700	0.000	
1.000	1.000	1.735	0.000	0.000	DI2_165_168_L_0						
51 D	3.802	2.0909E-02	9.600	19.01	158.4	87.64	UL-RL	1.5989E+04	-9.900	0.000	
1.000	1.000	19.01	0.000	0.000	DI2_165_168_L_0						
52 D	5.613	2.0167E-02	12.80	28.07	161.6	89.04	UL-RL	1.5989E+04	-10.10	0.000	
1.000	1.000	28.07	0.000	0.000	DI2_165_168_L_0						
53 D	7.710	1.9417E-02	16.00	38.55	164.8	90.43	UL-RL	1.5989E+04	-10.30	0.000	
1.000	1.000	38.55	0.000	0.000	DI2_165_168_L_0						
54 D	9.904	1.8661E-02	19.20	49.52	168.0	91.82	UL-RL	1.5989E+04	-10.50	0.000	
1.000	1.000	49.52	0.000	0.000	DI2_165_168_L_0						
55 D	12.15	1.7897E-02	22.40	60.73	171.2	93.21	UL-RL	1.5989E+04	-10.70	0.000	
1.000	1.000	60.73	0.000	0.000	DI2_165_168_L_0						
56 D	14.42	1.7128E-02	25.60	72.09	174.4	94.60	UL-RL	1.5989E+04	-10.90	0.000	
1.000	1.000	72.09	0.000	0.000	DI2_165_168_L_0						
57 D	16.71	1.6353E-02	28.80	83.54	177.6	95.99	UL-RL	1.5989E+04	-11.10	0.000	
1.000	1.000	83.54	0.000	0.000	DI2_165_168_L_0						
58 D	19.01	1.5573E-02	32.00	95.05	180.8	97.38	UL-RL	1.5989E+04	-11.30	0.000	
1.000	1.000	95.05	0.000	0.000	DI2_165_168_L_0						
59 D	21.15	1.4789E-02	35.20	105.7	184.0	107.6	UL-RL	1.5989E+04	-11.50	0.000	
1.000	1.000	105.7	0.000	0.000	DI2_165_168_L_0						
60 D	23.51	1.4001E-02	38.40	117.5	187.2	119.4	UL-RL	1.5989E+04	-11.70	0.000	
1.000	1.000	117.5	0.000	0.000	DI2_165_168_L_0						
61 D	25.87	1.3211E-02	41.60	129.3	190.4	131.2	UL-RL	1.5989E+04	-11.90	0.000	
1.000	1.000	129.3	0.000	0.000	DI2_165_168_L_0						

62 D	28.23	1.2418E-02	44.80	141.1	193.6	143.1	UL-RL	1.5989E+04	-12.10	0.000	
1.000	1.000	141.1	0.000	0.000	DI2_165_168_L_0						
63 D	30.58	1.1623E-02	48.00	152.9	196.8	154.9	UL-RL	1.5989E+04	-12.30	0.000	
1.000	1.000	152.9	0.000	0.000	DI2_165_168_L_0						
64 D	32.94	1.0826E-02	51.20	164.7	200.0	166.7	UL-RL	1.5989E+04	-12.50	0.000	
1.000	1.000	164.7	0.000	0.000	DI2_165_168_L_0						
65 D	35.30	1.0029E-02	54.40	176.5	203.2	178.5	UL-RL	1.5989E+04	-12.70	0.000	
1.000	1.000	176.5	0.000	0.000	DI2_165_168_L_0						
66 D	36.31	9.2302E-03	57.60	181.5	206.4	183.6	UL-RL	1.5989E+04	-12.90	0.000	
1.000	1.000	181.5	0.000	0.000	DI2_165_168_L_0						
67 D	34.91	8.4315E-03	60.80	174.5	209.6	176.6	UL-RL	1.5989E+04	-13.10	0.000	
1.000	1.000	174.5	0.000	0.000	DI2_165_168_L_0						
68 D	33.51	7.6327E-03	64.00	167.5	212.8	169.6	UL-RL	1.5989E+04	-13.30	0.000	
1.000	1.000	167.5	0.000	0.000	DI2_165_168_L_0						
69 D	32.11	6.8340E-03	67.20	160.5	216.0	162.6	UL-RL	1.5989E+04	-13.50	0.000	
1.000	1.000	160.5	0.000	0.000	DI2_165_168_L_0						
70 D	30.70	6.0354E-03	70.40	153.5	219.2	155.6	UL-RL	1.5989E+04	-13.70	0.000	
1.000	1.000	153.5	0.000	0.000	DI2_165_168_L_0						
71 D	29.30	5.2372E-03	73.60	146.5	222.4	148.6	UL-RL	1.5989E+04	-13.90	0.000	
1.000	1.000	146.5	0.000	0.000	DI2_165_168_L_0						
72 D	27.89	4.4393E-03	76.80	139.5	225.6	141.6	UL-RL	1.5989E+04	-14.10	0.000	
1.000	1.000	139.5	0.000	0.000	DI2_165_168_L_0						
73 D	26.49	3.6418E-03	80.00	132.4	228.8	134.6	UL-RL	1.5989E+04	-14.30	0.000	
1.000	1.000	132.4	0.000	0.000	DI2_165_168_L_0						
74 D	25.08	2.8446E-03	83.20	125.4	232.0	127.6	UL-RL	1.5989E+04	-14.50	0.000	
1.000	1.000	125.4	0.000	0.000	DI2_165_168_L_0						
75 D	22.73	2.0477E-03	86.40	113.7	235.2	123.3	UL-RL	1.5989E+04	-14.70	0.000	
1.000	1.000	113.7	0.000	0.000	DI2_165_168_L_0						
76 D	20.29	1.2511E-03	89.60	101.4	238.4	124.9	UL-RL	1.5989E+04	-14.90	0.000	
1.000	1.000	101.4	0.000	0.000	DI2_165_168_L_0						
77 D	17.84	4.5463E-04	92.80	89.22	241.6	126.4	UL-RL	1.5989E+04	-15.10	0.000	
1.000	1.000	89.22	0.000	0.000	DI2_165_168_L_0						
78 D	15.40	-3.4177E-04	96.00	76.98	244.8	128.0	UL-RL	1.5989E+04	-15.30	0.000	
1.000	1.000	76.98	0.000	0.000	DI2_165_168_L_0						
79 D	6.474	-1.1382E-03	99.20	64.74	248.0	129.5	UL-RL	1.5989E+04	-15.50	0.000	
1.000	1.000	64.74	0.000	0.000	DI2_165_168_L_0						

```
+-----------------------------------------------------------------------------------------------------------------------+
|                  PARATIEPLUS(TM)   NLS ENGINE RELEASE  2018.0    FULL VERSION  *Build date:Nov 13, 2017*              |
|                                                                                                                       |
|                                    NewProject.BaseDesignSection_28.A2M2R1_1213                                        |
|                                 Exe Time : 4 September 2018 18:06:52                                                  |
+-----------------------------------------------------------------------------------------------------------------------+
New Project


S T R E S S   R E S U L T S   F O R   G R O U P   N O.   3

WallElement_33                                                  :
ELEMENT TYPE    2 NO.OF ELEMENTS. IN THIS GROUP   78
C U R R E N T   T I M E   I S     5.0000

 WALL2D ELEMENT

   EL      TA          TB          MA          MB
-----------------------------------------------------
    1 -170.70      170.70    -3.48095E-10 -34.140
    2 -170.43      170.43      34.140     -68.227
    3 -169.89      169.89      68.227     -102.20
    4 -169.03      169.03      102.20     -136.01
    5 -167.86      167.86      136.01     -169.58
    6 -166.35      166.35      169.58     -202.85
    7 -164.52      164.52      202.85     -235.76
    8 -162.33      162.33      235.76     -268.22
    9 -159.80      159.80      268.22     -300.18
   10 -156.86      156.86      300.18     -331.56
   11 -153.62      153.62      331.56     -362.28
   12 -150.07      150.07      362.28     -392.29
   13 -146.16      146.16      392.29     -421.53
   14 -141.97      141.97      421.53     -449.92
   15 -137.48      137.48      449.92     -477.42
   16 -132.67      132.67      477.42     -503.95
   17 -127.57      127.57      503.95     -529.46
   18 -122.16      122.16      529.46     -553.90
   19 -116.49      116.49      553.90     -577.19
   20 -110.55      110.55      577.19     -599.30
   21 -104.33      104.33      599.30     -620.17
   22 -97.795      97.795      620.17     -639.73
   23 -90.988      90.988      639.73     -657.93
   24 -83.908      83.908      657.93     -674.71
   25 -76.522      76.522      674.71     -690.01
   26 -69.788      69.788      690.01     -703.97
   27 -62.801      62.801      703.97     -716.53
   28 -55.536      55.536      716.53     -727.64
   29 -48.020      48.020      727.64     -737.24
   30 -40.252      40.252      737.24     -745.29
   31 -32.209      32.209      745.29     -751.73
   32 -23.916      23.916      751.73     -756.52
   33 -15.372      15.372      756.52     -759.59
   34 -6.5564      6.5564      759.59     -760.90
   35  2.5095     -2.5095      760.90     -760.40
   36  11.825     -11.825      760.40     -758.04
   37  21.411     -21.411      758.04     -753.75
   38  31.246     -31.246      753.75     -747.50
   39  41.331     -41.331      747.50     -739.24
   40  51.684     -51.684      739.24     -728.90
   41  62.286     -62.286      728.90     -716.44
   42  73.137     -73.137      716.44     -701.82
   43  84.254     -84.254      701.82     -684.97
   44  95.620     -95.620      684.97     -665.84
   45  107.23     -107.23      665.84     -644.39
   46  119.11     -119.11      644.39     -620.57
   47  128.21     -128.21      620.57     -607.75
   48  137.40     -137.40      607.75     -580.27
   49  149.87     -149.87      580.27     -550.30
   50  162.28     -162.28      550.30     -517.84
   51  171.49     -171.49      517.84     -483.54
   52  179.14     -179.14      483.54     -447.72
```

53	184.94	-184.94	447.72	-410.73
54	188.80	-188.80	410.73	-372.97
55	190.66	-190.66	372.97	-334.84
56	190.50	-190.50	334.84	-296.74
57	188.31	-188.31	296.74	-259.07
58	184.06	-184.06	259.07	-222.26
59	177.91	-177.91	222.26	-186.68
60	169.66	-169.66	186.68	-152.75
61	159.30	-159.30	152.75	-120.89
62	146.81	-146.81	120.89	-91.526
63	132.23	-132.23	91.526	-65.081
64	115.52	-115.52	65.081	-41.976
65	96.698	-96.698	41.976	-22.637
66	77.127	-77.127	22.637	-7.2115
67	59.194	-59.194	7.2115	4.6273
68	42.901	-42.901	-4.6273	13.208
69	28.262	-28.262	-13.208	18.860
70	15.268	-15.268	-18.860	21.914
71	3.9197	-3.9197	-21.914	22.698
72	-5.7719	5.7719	-22.698	21.543
73	-13.816	13.816	-21.543	18.780
74	-20.212	20.212	-18.780	14.738
75	-24.013	24.013	-14.738	9.9351
76	-23.873	23.873	-9.9351	5.1605
77	-18.199	18.199	-5.1605	1.5208
78	-7.6034	7.6034	-1.5208	5.40057E-12

```
+-------------------------------------------------------------------------------------------------------------------------+
|                   PARATIEPLUS(TM)   NLS ENGINE RELEASE  2018.0    FULL VERSION  *Build date:Nov 13, 2017*              |
|                                                                                                                         |
|                                     NewProject.BaseDesignSection_28.A2M2R1_1213                                         |
|                                  Exe Time : 4 September 2018 18:06:52                                                   |
+-------------------------------------------------------------------------------------------------------------------------+
New Project


S T R E S S   R E S U L T S   F O R   G R O U P   N O.   4

WallElement_New_76649                                        :
ELEMENT TYPE    2 NO.OF ELEMENTS. IN THIS GROUP   47
C U R R E N T   T I M E   I S     5.0000

 WALL2D ELEMENT

   EL      TA          TB          MA          MB
-----------------------------------------------------

***** NO ONE ELEMENT ACTIVE AT CURRENT STEP *****
```

```
+-------------------------------------------------------------------------------------------------------------------------------+
|                   PARATIEPLUS(TM)   NLS ENGINE RELEASE  2018.0    FULL VERSION  *Build date:Nov 13, 2017*                    |
|                                                                                                                               |
|                                      NewProject.BaseDesignSection_28.A2M2R1_1213                                              |
|                                   Exe Time : 4 September 2018 18:06:52                                                        |
+-------------------------------------------------------------------------------------------------------------------------------+
New Project


S T R E S S    R E S U L T S    F O R    G R O U P    N O.    5

Tieback_175                                                 :
ELEMENT TYPE    6 NO.OF ELEMENTS. IN THIS GROUP    1
C U R R E N T    T I M E    I S      5.0000

 POST-TENSION 2D-BOUNDARY ELEMENT

         EL    FORCE          d0          EDISPL     pl. eps          K     -ve limit   +ve limit
-------------------------------------------------------------------------------------------------------
 ANCHOR    1   197.11     -1.73785E-03  3.84398E-02   0.0000       1458.7       0.0000       0.0000     ELASTIC  ORIGINAL
YOUNG MODULUS

 ITER     0 RNORM = 0.000     RMNORM= 0.000
            RINORM=0.2242E+07 RIMNOR=0.3690E+08
            RENORM=0.1012E-02 REMNOR=0.4167E-16 RATIO =0.2125E-04 TOLER =0.1000E-03      CONVERGED !
            RFMAX = 190.7     RMMAX = 760.9
            RTSMAL=0.1000E-02 RMSMAL=0.1000E-02
            RDT   =0.2242E+07 RDR   =0.3690E+08
            RATIOT=0.2125E-04 RATIOR= 0.000
            MAX UN=0.2226E-01 IEQ=    91 NODE     19 DOF   1  Y-DISPL.F
            MIN UN=-.4727E-02 IEQ=   241 NODE     49 DOF   1  Y-DISPL.F
            NO. OF CONTACT CONSTRAINT VIOLATIONS     0
```

```
+-------------------------------------------------------------------------------------------------------------------------+
|                   PARATIEPLUS(TM)   NLS ENGINE RELEASE  2018.0    FULL VERSION  *Build date:Nov 13, 2017*               |
|                                                                                                                         |
|                                      NewProject.BaseDesignSection_28.A2M2R1_1213                                        |
|                                    Exe Time : 4 September 2018 18:06:52                                                 |
+-------------------------------------------------------------------------------------------------------------------------+
New Project
SOLUTION REACHED USING     0 ITERATIONS ON   40

no equilibrium iterations were performed to
obtain current solution

P R I N T   O U T   F O R   T I M E   S T E P    6     ( AT TIME   6.000     )

PRINT OUT OF ACTIVE COMPONENTS (FIXED NODES ARE NOT PRINTED OUT)
```

	Y-DISPL.F (02)	X-ROT. F (04)	Y-DISPL.S (08)	X-ROT. S (10)	Y-FORCE (14)	GAP	C-FORCE
1	4.4583675E-02	-1.5072970E-03	4.4583675E-02	0.000000	-2.1020321E-14	-6.9388939E-18	-7.7707846E-05
2	4.4282123E-02	-1.5086822E-03	4.4282123E-02	0.000000	-1.0043388E-14	6.9388939E-18	-7.4256722E-05
3	4.3980018E-02	-1.5128358E-03	4.3980018E-02	0.000000	-9.5765788E-15	-6.9388939E-18	-7.0805322E-05
4	4.3676805E-02	-1.5197512E-03	4.3676805E-02	0.000000	-9.1096949E-15	0.000000	-6.7353373E-05
5	4.3371934E-02	-1.5294169E-03	4.3371934E-02	0.000000	-8.6426998E-15	0.000000	-6.3900601E-05
6	4.3064856E-02	-1.5418166E-03	4.3064856E-02	0.000000	-8.1755565E-15	-6.9388939E-18	-6.0446734E-05
7	4.2755026E-02	-1.5569284E-03	4.2755026E-02	0.000000	-7.7082284E-15	0.000000	-5.6991500E-05
8	4.2441905E-02	-1.5747253E-03	4.2441905E-02	0.000000	-7.2406787E-15	-6.9388939E-18	-5.3534628E-05
9	4.2124959E-02	-1.5951746E-03	4.2124959E-02	0.000000	-6.7728710E-15	6.9388939E-18	-5.0075849E-05
10	4.1803661E-02	-1.6182381E-03	4.1803661E-02	0.000000	-6.3047687E-15	0.000000	-4.6614891E-05
11	4.1477493E-02	-1.6438713E-03	4.1477493E-02	0.000000	-5.8363358E-15	-1.3877788E-17	-4.3151489E-05
12	4.1145945E-02	-1.6720241E-03	4.1145945E-02	0.000000	-5.3675359E-15	6.9388939E-18	-3.9685373E-05
13	4.0808519E-02	-1.7026414E-03	4.0808519E-02	0.000000	-4.8983329E-15	0.000000	-3.6216278E-05
14	4.0464728E-02	-1.7356627E-03	4.0464728E-02	0.000000	-4.4286911E-15	0.000000	-3.2743937E-05
15	4.0114098E-02	-1.7710222E-03	4.0114098E-02	0.000000	-3.9585744E-15	-1.3877788E-17	-2.9268086E-05
16	3.9756168E-02	-1.8086495E-03	3.9756168E-02	0.000000	-3.4879734E-15	0.000000	-2.5788461E-05
17	3.9390490E-02	-1.8484693E-03	3.9390490E-02	0.000000	-3.0167942E-15	0.000000	-2.2304780E-05
18	3.9016638E-02	-1.8904008E-03	3.9016638E-02	0.000000	-2.5450167E-15	0.000000	-1.8816817E-05
19	3.8634195E-02	-1.9343590E-03	3.8634195E-02	0.000000	-2.0726449E-15	1.3877788E-17	-1.5324292E-05
20	3.8242765E-02	-1.9802538E-03	3.8242765E-02	0.000000	-1.5996072E-15	6.9388939E-18	-1.1826933E-05
21	3.7841972E-02	-2.0279908E-03	3.7841972E-02	0.000000	-1.1258891E-15	-6.9388939E-18	-8.3244275E-06
22	3.7431454E-02	-2.0774719E-03	3.7431454E-02	0.000000	-6.5142309E-16	-6.9388939E-18	-4.8163569E-06
23	3.7010874E-02	-2.1285932E-03	3.7010874E-02	0.000000	-1.7614116E-16	0.000000	-1.3023160E-06
24	3.6579915E-02	-2.1812465E-03	3.6579915E-02	0.000000	3.0000839E-16	0.000000	2.2181398E-06
25	3.6138281E-02	-2.2353191E-03	3.6138281E-02	0.000000	7.7708638E-16	-6.9388939E-18	5.7454601E-06
26	3.5685700E-02	-2.2906936E-03	3.5685700E-02	0.000000	1.2551409E-15	1.3877788E-17	9.2800833E-06
27	3.5221927E-02	-2.3472551E-03	3.5221927E-02	0.000000	1.7342418E-15	0.000000	1.2822392E-05
28	3.4746729E-02	-2.4048929E-03	3.4746729E-02	0.000000	2.2144444E-15	0.000000	1.6372723E-05
29	3.4259906E-02	-2.4634911E-03	3.4259906E-02	0.000000	2.6957377E-15	0.000000	1.9931214E-05
30	3.3761277E-02	-2.5229296E-03	3.3761277E-02	0.000000	3.1781307E-15	0.000000	2.3497838E-05
31	3.3250686E-02	-2.5830844E-03	3.3250686E-02	0.000000	3.6615618E-15	-6.9388939E-18	2.7072338E-05
32	3.2728006E-02	-2.6438270E-03	3.2728006E-02	0.000000	4.1460094E-15	-6.9388939E-18	3.0654178E-05
33	3.2193127E-02	-2.7050253E-03	3.2193127E-02	0.000000	4.6313778E-15	0.000000	3.4242570E-05
34	3.1645975E-02	-2.7665424E-03	3.1645975E-02	0.000000	5.1174403E-15	0.000000	3.7836323E-05
35	3.1086499E-02	-2.8282375E-03	3.1086499E-02	0.000000	5.6040174E-15	0.000000	4.1433881E-05
36	3.0514678E-02	-2.8899655E-03	3.0514678E-02	0.000000	6.0907951E-15	-3.4694470E-18	4.5033260E-05
37	2.9930523E-02	-2.9515768E-03	2.9930523E-02	0.000000	6.5775272E-15	6.9388939E-18	4.8631991E-05
38	2.9334068E-02	-3.0129187E-03	2.9334068E-02	0.000000	7.0638295E-15	6.9388939E-18	5.2227152E-05
39	2.8725384E-02	-3.0738333E-03	2.8725384E-02	0.000000	7.5491227E-15	0.000000	5.5815218E-05
40	2.8104574E-02	-3.1341589E-03	2.8104574E-02	0.000000	8.0329025E-15	-3.4694470E-18	5.9392093E-05
41	2.7471771E-02	-3.1937297E-03	2.7471771E-02	0.000000	8.5145298E-15	-3.4694470E-18	6.2953054E-05
42	2.6827144E-02	-3.2523756E-03	2.6827144E-02	0.000000	8.9932752E-15	0.000000	6.6492708E-05
43	2.6170894E-02	-3.3099225E-03	2.6170894E-02	0.000000	9.4683132E-15	-1.0408341E-17	7.0004950E-05
44	2.5503260E-02	-3.3661922E-03	2.5503260E-02	0.000000	9.9386426E-15	0.000000	7.3482931E-05
45	2.4824518E-02	-3.4210019E-03	2.4824518E-02	0.000000	1.0403373E-14	-3.4694470E-18	7.6918991E-05
46	2.4134972E-02	-3.4741657E-03	2.4134972E-02	0.000000	1.0861375E-14	0.000000	8.0304698E-05
47	2.3434974E-02	-3.5254926E-03	2.3434974E-02	0.000000	2.5138787E-15	0.000000	8.3630700E-05
48	2.3081160E-02	-3.5504137E-03	2.3081160E-02	0.000000	2.5631014E-15	0.000000	8.5268221E-05
49	2.2366220E-02	-3.5986185E-03	2.2366220E-02	0.000000	1.1967805E-14	3.4694470E-18	8.8485201E-05
50	2.1641868E-02	-3.6444921E-03	2.1641868E-02	0.000000	1.2391133E-14	6.9388939E-18	9.1615117E-05
51	2.0908592E-02	-3.6878326E-03	2.0908592E-02	0.000000	1.2801011E-14	3.4694470E-18	9.4645597E-05
52	2.0166916E-02	-3.7284645E-03	2.0166916E-02	0.000000	1.3195879E-14	-6.9388939E-18	9.7565089E-05

53	1.9417396E-02	-3.7662510E-03	1.9417396E-02	0.000000	1.3574747E-14	3.4694470E-18	1.0036629E-04
54	1.8660612E-02	-3.8010830E-03	1.8660612E-02	0.000000	1.3937137E-14	0.000000	1.0304566E-04
55	1.7897165E-02	-3.8328821E-03	1.7897165E-02	0.000000	1.4282944E-14	-3.4694470E-18	1.0560242E-04
56	1.7127665E-02	-3.8616018E-03	1.7127665E-02	0.000000	1.4612355E-14	3.4694470E-18	1.0803796E-04
57	1.6352730E-02	-3.8872283E-03	1.6352730E-02	0.000000	1.4925787E-14	-3.4694470E-18	1.1035535E-04
58	1.5572978E-02	-3.9097807E-03	1.5572978E-02	0.000000	1.5223845E-14	3.4694470E-18	1.1255907E-04
59	1.4789019E-02	-3.9293112E-03	1.4789019E-02	0.000000	1.5507283E-14	-1.7347235E-18	1.1465470E-04
60	1.4001450E-02	-3.9459043E-03	1.4001450E-02	0.000000	1.5776960E-14	1.7347235E-18	1.1664858E-04
61	1.3210846E-02	-3.9596768E-03	1.3210846E-02	0.000000	1.6033768E-14	0.000000	1.1854732E-04
62	1.2417757E-02	-3.9707798E-03	1.2417757E-02	0.000000	1.6278608E-14	0.000000	1.2035757E-04
63	1.1622699E-02	-3.9793986E-03	1.1622699E-02	0.000000	1.6512387E-14	3.4694470E-18	1.2208603E-04
64	1.0826148E-02	-3.9857530E-03	1.0826148E-02	0.000000	1.6736008E-14	-1.7347235E-18	1.2373940E-04
65	1.0028532E-02	-3.9900969E-03	1.0028532E-02	0.000000	1.6950371E-14	0.000000	1.2532432E-04
66	9.2302245E-03	-3.9927187E-03	9.2302245E-03	0.000000	1.7156363E-14	1.7347235E-18	1.2684734E-04
67	8.4315388E-03	-3.9939298E-03	8.4315388E-03	0.000000	1.7354857E-14	0.000000	1.2831493E-04
68	7.6327263E-03	-3.9940346E-03	7.6327263E-03	0.000000	1.7546705E-14	-8.6736174E-19	1.2973337E-04
69	6.8339802E-03	-3.9933110E-03	6.8339802E-03	0.000000	1.7732734E-14	0.000000	1.3110880E-04
70	6.0354405E-03	-3.9920098E-03	6.0354405E-03	0.000000	1.7913745E-14	0.000000	1.3244712E-04
71	5.2371998E-03	-3.9903554E-03	5.2371998E-03	0.000000	1.8090504E-14	8.6736174E-19	1.3375401E-04
72	4.4393087E-03	-3.9885453E-03	4.4393087E-03	0.000000	1.8263743E-14	0.000000	1.3503487E-04
73	3.6417807E-03	-3.9867502E-03	3.6417807E-03	0.000000	1.8434151E-14	0.000000	1.3629479E-04
74	2.8445980E-03	-3.9851140E-03	2.8445980E-03	0.000000	1.8602374E-14	0.000000	1.3753857E-04
75	2.0477167E-03	-3.9837540E-03	2.0477167E-03	0.000000	1.8767605E-14	0.000000	1.3877064E-04
76	1.2511123E-03	-3.9827530E-03	1.2511123E-03	0.000000	1.8933177E-14	0.000000	1.3999490E-04
77	4.5462940E-04	-3.9821405E-03	4.5462940E-04	0.000000	1.9099580E-14	-8.1315163E-19	1.4121472E-04
78	-3.4176665E-04	-3.9818694E-03	-3.4176665E-04	0.000000	1.9265720E-14	3.7947076E-19	1.4243241E-04
79	-1.1381721E-03	-3.9818077E-03	-1.1381721E-03	0.000000	3.8863607E-14	-4.3368087E-19	1.4364949E-04

```
+-------------------------------------------------------------------------------------------------------------------------------+
|                   PARATIEPLUS(TM)   NLS ENGINE RELEASE  2018.0    FULL VERSION  *Build date:Nov 13, 2017*                    |
|                                                                                                                               |
|                                    NewProject.BaseDesignSection_28.A2M2R1_1213                                                |
|                                  Exe Time : 4 September 2018 18:06:52                                                         |
+-------------------------------------------------------------------------------------------------------------------------------+
New Project


S T R E S S   R E S U L T S   F O R   G R O U P   N O.   1

0_L                                                              :
ELEMENT TYPE    5 NO.OF ELEMENTS. IN THIS GROUP   79
C U R R E N T   T I M E   I S      6.0000

 HARDENING 2D SOIL ELEMENT

 ****** TOTAL STRESS FORMULATION *****

  EL *   FORCE     DISPL-Y  VERTICAL-P  HORIZON.-P     MAX-V-P     MAX-H-P           STATE   STIFFNESS Z-LEVEL      PORE
E FACTOR    UFACTOR       Peq           Su_a         Su_p     LAYER
 ------------------------------------------------------------------------------------------------------------------------------
-------------------------------------------------------------------------------------------
   1 D  3.3527E-04 -4.4584E-02  8.1973E-03  3.3527E-02  8.1973E-03  0.8690           UL-RL   7262.       0.000       0.000
1.000       1.000      3.3527E-03    0.000       0.000     DI1_164_167_L_0
   2 D  0.2660     -4.4282E-02   3.252       1.330       3.252       10.36           UL-RL   7262.     -0.2000       0.000
1.000       1.000        1.330       0.000       0.000     DI1_164_167_L_0
   3 D  0.5487     -4.3980E-02   6.708       2.743       6.708       21.36           UL-RL   7262.     -0.4000       0.000
1.000       1.000        2.743       0.000       0.000     DI1_164_167_L_0
   4 D  0.8537     -4.3677E-02   10.44       4.268       10.44       33.24           UL-RL   7262.     -0.6000       0.000
1.000       1.000        4.268       0.000       0.000     DI1_164_167_L_0
   5 D   1.175     -4.3372E-02   14.36       5.875       14.36       45.75           UL-RL   7262.     -0.8000       0.000
1.000       1.000        5.875       0.000       0.000     DI1_164_167_L_0
   6 D   1.504     -4.3065E-02   18.38       7.518       18.38       49.24           UL-RL   7262.      -1.000       0.000
1.000       1.000        7.518       0.000       0.000     DI1_164_167_L_0
   7 D   1.836     -4.2755E-02   22.44       9.179       22.44       49.34           UL-RL   7262.      -1.200       0.000
1.000       1.000        9.179       0.000       0.000     DI1_164_167_L_0
   8 D   2.190     -4.2442E-02   26.77       10.95       26.77       49.28           UL-RL   7262.      -1.400       0.000
1.000       1.000        10.95       0.000       0.000     DI1_164_167_L_0
   9 D   2.527     -4.2125E-02   30.89       12.64       30.89       49.12           UL-RL   7262.      -1.600       0.000
1.000       1.000        12.64       0.000       0.000     DI1_164_167_L_0
  10 D   2.938     -4.1804E-02   35.92       14.69       35.92       48.92           UL-RL   7262.      -1.800       0.000
1.000       1.000        14.69       0.000       0.000     DI1_164_167_L_0
  11 D   3.246     -4.1477E-02   39.68       16.23       39.68       48.72           UL-RL   7262.      -2.000       0.000
1.000       1.000        16.23       0.000       0.000     DI1_164_167_L_0
  12 D   3.547     -4.1146E-02   43.36       17.74       43.36       48.55           UL-RL   7262.      -2.200       0.000
1.000       1.000        17.74       0.000       0.000     DI1_164_167_L_0
  13 D   3.908     -4.0809E-02   47.78       19.54       47.78       48.42           UL-RL   7262.      -2.400       0.000
1.000       1.000        19.54       0.000       0.000     DI1_164_167_L_0
  14 D   4.196     -4.0465E-02   51.30       20.98       51.30       48.34           UL-RL   7262.      -2.600       0.000
1.000       1.000        20.98       0.000       0.000     DI1_164_167_L_0
  15 D   4.481     -4.0114E-02   54.78       22.41       54.78       48.31           UL-RL   7262.      -2.800       0.000
1.000       1.000        22.41       0.000       0.000     DI1_164_167_L_0
  16 D   4.816     -3.9756E-02   58.88       24.08       58.88       48.36           UL-RL   7262.      -3.000       0.000
1.000       1.000        24.08       0.000       0.000     DI1_164_167_L_0
  17 D   5.094     -3.9390E-02   62.27       25.47       62.27       48.47           UL-RL   7262.      -3.200       0.000
1.000       1.000        25.47       0.000       0.000     DI1_164_167_L_0
  18 D   5.416     -3.9017E-02   66.21       27.08       66.21       48.66           UL-RL   7262.      -3.400       0.000
1.000       1.000        27.08       0.000       0.000     DI1_164_167_L_0
  19 D   5.689     -3.8634E-02   69.55       28.44       69.55       48.92           UL-RL   7262.      -3.600       0.000
1.000       1.000        28.44       0.000       0.000     DI1_164_167_L_0
  20 D   5.961     -3.8243E-02   72.87       29.80       72.87       49.25           UL-RL   7262.      -3.800       0.000
1.000       1.000        29.80       0.000       0.000     DI1_164_167_L_0
  21 D   6.232     -3.7842E-02   76.19       31.16       76.19       49.65           UL-RL   7262.      -4.000       0.000
1.000       1.000        31.16       0.000       0.000     DI1_164_167_L_0
  22 D   6.540     -3.7431E-02   79.95       32.70       79.95       50.13           UL-RL   7262.      -4.200       0.000
1.000       1.000        32.70       0.000       0.000     DI1_164_167_L_0
  23 D   6.809     -3.7011E-02   83.24       34.04       83.24       50.68           UL-RL   7262.      -4.400       0.000
1.000       1.000        34.04       0.000       0.000     DI1_164_167_L_0
  24 D   7.080     -3.6580E-02   86.52       35.40       86.52       51.31           UL-RL   7262.      -4.600       0.000
1.000       1.000        35.40       0.000       0.000     DI1_164_167_L_0
```

25 D	7.386	-3.6138E-02	90.19	36.93	90.19	52.00	UL-RL	7262.	-4.800	0.000		
1.000	1.000	36.93	0.000	0.000	DI1_164_167_L_0							
26 D	6.734	-3.5686E-02	93.45	33.67	93.45	56.19	UL-RL	1.7334E+04	-5.000	0.000		
1.000	1.000	33.67	0.000	0.000	DI2_165_168_L_0							
27 D	6.986	-3.5222E-02	96.70	34.93	96.70	56.11	UL-RL	1.7334E+04	-5.200	0.000		
1.000	1.000	34.93	0.000	0.000	DI2_165_168_L_0							
28 D	7.265	-3.4747E-02	100.3	36.33	100.3	56.18	UL-RL	1.7334E+04	-5.400	0.000		
1.000	1.000	36.33	0.000	0.000	DI2_165_168_L_0							
29 D	7.516	-3.4260E-02	103.5	37.58	103.5	56.40	UL-RL	1.7334E+04	-5.600	0.000		
1.000	1.000	37.58	0.000	0.000	DI2_165_168_L_0							
30 D	7.768	-3.3761E-02	106.8	38.84	106.8	56.74	UL-RL	1.7334E+04	-5.800	0.000		
1.000	1.000	38.84	0.000	0.000	DI2_165_168_L_0							
31 D	8.043	-3.3251E-02	110.3	40.21	110.3	57.66	UL-RL	1.7334E+04	-6.000	0.000		
1.000	1.000	40.21	0.000	0.000	DI2_165_168_L_0							
32 D	8.293	-3.2728E-02	113.6	41.47	113.6	59.14	UL-RL	1.7334E+04	-6.200	0.000		
1.000	1.000	41.47	0.000	0.000	DI2_165_168_L_0							
33 D	8.544	-3.2193E-02	116.8	42.72	116.8	60.62	UL-RL	1.7334E+04	-6.400	0.000		
1.000	1.000	42.72	0.000	0.000	DI2_165_168_L_0							
34 D	8.816	-3.1646E-02	120.3	44.08	120.3	62.10	UL-RL	1.7334E+04	-6.600	0.000		
1.000	1.000	44.08	0.000	0.000	DI2_165_168_L_0							
35 D	9.066	-3.1086E-02	123.5	45.33	123.5	63.58	UL-RL	1.7334E+04	-6.800	0.000		
1.000	1.000	45.33	0.000	0.000	DI2_165_168_L_0							
36 D	9.316	-3.0515E-02	126.7	46.58	126.7	65.07	UL-RL	1.7334E+04	-7.000	0.000		
1.000	1.000	46.58	0.000	0.000	DI2_165_168_L_0							
37 D	9.586	-2.9931E-02	130.2	47.93	130.2	66.55	UL-RL	1.7334E+04	-7.200	0.000		
1.000	1.000	47.93	0.000	0.000	DI2_165_168_L_0							
38 D	9.835	-2.9334E-02	133.4	49.18	133.4	68.04	UL-RL	1.7334E+04	-7.400	0.000		
1.000	1.000	49.18	0.000	0.000	DI2_165_168_L_0							
39 D	10.08	-2.8725E-02	136.7	50.42	136.7	69.53	UL-RL	1.7334E+04	-7.600	0.000		
1.000	1.000	50.42	0.000	0.000	DI2_165_168_L_0							
40 D	10.35	-2.8105E-02	140.1	51.76	140.1	71.02	UL-RL	1.7334E+04	-7.800	0.000		
1.000	1.000	51.76	0.000	0.000	DI2_165_168_L_0							
41 D	10.60	-2.7472E-02	143.3	53.01	143.3	72.52	UL-RL	1.7334E+04	-8.000	0.000		
1.000	1.000	53.01	0.000	0.000	DI2_165_168_L_0							
42 D	10.85	-2.6827E-02	146.5	54.25	146.5	74.01	UL-RL	1.7334E+04	-8.200	0.000		
1.000	1.000	54.25	0.000	0.000	DI2_165_168_L_0							
43 D	11.12	-2.6171E-02	150.0	55.59	150.0	75.51	UL-RL	1.7334E+04	-8.400	0.000		
1.000	1.000	55.59	0.000	0.000	DI2_165_168_L_0							
44 D	11.37	-2.5503E-02	153.2	56.83	153.2	77.00	UL-RL	1.7334E+04	-8.600	0.000		
1.000	1.000	56.83	0.000	0.000	DI2_165_168_L_0							
45 D	11.61	-2.4825E-02	156.4	58.07	156.4	78.50	UL-RL	1.7334E+04	-8.800	0.000		
1.000	1.000	58.07	0.000	0.000	DI2_165_168_L_0							
46 D	11.88	-2.4135E-02	159.8	59.39	159.8	80.00	UL-RL	1.7334E+04	-9.000	0.000		
1.000	1.000	59.39	0.000	0.000	DI2_165_168_L_0							
47 D	9.095	-2.3435E-02	163.0	60.63	163.0	81.50	UL-RL	1.7334E+04	-9.200	0.000		
1.000	1.000	60.63	0.000	0.000	DI2_165_168_L_0							
48 D	9.194	-2.3081E-02	164.7	61.29	164.7	82.26	UL-RL	1.7334E+04	-9.300	0.000		
1.000	1.000	61.29	0.000	0.000	DI2_165_168_L_0							
49 D	12.51	-2.2366E-02	167.9	62.53	167.9	83.76	UL-RL	1.7334E+04	-9.500	0.000		
1.000	1.000	62.53	0.000	0.000	DI2_165_168_L_0							
50 D	12.75	-2.1642E-02	171.1	63.77	171.1	85.26	UL-RL	1.7334E+04	-9.700	0.000		
1.000	1.000	63.77	0.000	0.000	DI2_165_168_L_0							
51 D	13.01	-2.0909E-02	174.5	65.07	174.5	86.77	UL-RL	1.7334E+04	-9.900	0.000		
1.000	1.000	65.07	0.000	0.000	DI2_165_168_L_0							
52 D	13.26	-2.0167E-02	177.7	66.31	177.7	88.28	UL-RL	1.7334E+04	-10.10	0.000		
1.000	1.000	66.31	0.000	0.000	DI2_165_168_L_0							
53 D	13.51	-1.9417E-02	180.9	67.54	180.9	89.79	UL-RL	1.7334E+04	-10.30	0.000		
1.000	1.000	67.54	0.000	0.000	DI2_165_168_L_0							
54 D	13.77	-1.8661E-02	184.3	68.83	184.3	91.30	UL-RL	1.7334E+04	-10.50	0.000		
1.000	1.000	68.83	0.000	0.000	DI2_165_168_L_0							
55 D	14.01	-1.7897E-02	187.5	70.06	187.5	92.82	UL-RL	1.7334E+04	-10.70	0.000		
1.000	1.000	70.06	0.000	0.000	DI2_165_168_L_0							
56 D	14.26	-1.7128E-02	190.7	71.28	190.7	94.33	UL-RL	1.7334E+04	-10.90	0.000		
1.000	1.000	71.28	0.000	0.000	DI2_165_168_L_0							
57 D	14.51	-1.6353E-02	194.1	72.57	194.1	95.85	UL-RL	1.7334E+04	-11.10	0.000		
1.000	1.000	72.57	0.000	0.000	DI2_165_168_L_0							
58 D	14.76	-1.5573E-02	197.3	73.79	197.3	97.36	UL-RL	1.7334E+04	-11.30	0.000		
1.000	1.000	73.79	0.000	0.000	DI2_165_168_L_0							
59 D	15.00	-1.4789E-02	200.5	75.01	200.5	98.88	UL-RL	1.7334E+04	-11.50	0.000		
1.000	1.000	75.01	0.000	0.000	DI2_165_168_L_0							
60 D	15.26	-1.4001E-02	203.9	76.29	203.9	100.4	UL-RL	1.7334E+04	-11.70	0.000		
1.000	1.000	76.29	0.000	0.000	DI2_165_168_L_0							
61 D	15.50	-1.3211E-02	207.1	77.50	207.1	101.9	UL-RL	1.7334E+04	-11.90	0.000		
1.000	1.000	77.50	0.000	0.000	DI2_165_168_L_0							

62 D	15.74	-1.2418E-02	210.3	78.72	210.3	103.4	UL-RL	1.7334E+04	-12.10	0.000
1.000	1.000	78.72	0.000	0.000	DI2_165_168_L_0					
63 D	16.00	-1.1623E-02	213.7	79.99	213.7	105.0	UL-RL	1.7334E+04	-12.30	0.000
1.000	1.000	79.99	0.000	0.000	DI2_165_168_L_0					
64 D	16.24	-1.0826E-02	216.9	81.20	216.9	106.5	UL-RL	1.7334E+04	-12.50	0.000
1.000	1.000	81.20	0.000	0.000	DI2_165_168_L_0					
65 D	16.48	-1.0029E-02	220.1	82.41	220.1	108.0	UL-RL	1.7334E+04	-12.70	0.000
1.000	1.000	82.41	0.000	0.000	DI2_165_168_L_0					
66 D	16.73	-9.2302E-03	223.4	83.67	223.4	109.5	UL-RL	1.7334E+04	-12.90	0.000
1.000	1.000	83.67	0.000	0.000	DI2_165_168_L_0					
67 D	16.98	-8.4315E-03	226.6	84.88	226.6	111.1	UL-RL	1.7334E+04	-13.10	0.000
1.000	1.000	84.88	0.000	0.000	DI2_165_168_L_0					
68 D	17.22	-7.6327E-03	229.8	86.08	229.8	112.6	UL-RL	1.7334E+04	-13.30	0.000
1.000	1.000	86.08	0.000	0.000	DI2_165_168_L_0					
69 D	17.47	-6.8340E-03	233.2	87.34	233.2	114.1	UL-RL	1.7334E+04	-13.50	0.000
1.000	1.000	87.34	0.000	0.000	DI2_165_168_L_0					
70 D	17.71	-6.0354E-03	236.4	88.55	236.4	115.7	UL-RL	1.7334E+04	-13.70	0.000
1.000	1.000	88.55	0.000	0.000	DI2_165_168_L_0					
71 D	17.95	-5.2372E-03	239.6	89.75	239.6	117.2	UL-RL	1.7334E+04	-13.90	0.000
1.000	1.000	89.75	0.000	0.000	DI2_165_168_L_0					
72 D	18.20	-4.4393E-03	242.9	91.01	242.9	118.7	UL-RL	1.7334E+04	-14.10	0.000
1.000	1.000	91.01	0.000	0.000	DI2_165_168_L_0					
73 D	18.44	-3.6418E-03	246.1	92.21	246.1	120.3	UL-RL	1.7334E+04	-14.30	0.000
1.000	1.000	92.21	0.000	0.000	DI2_165_168_L_0					
74 D	18.68	-2.8446E-03	249.3	93.41	249.3	121.8	UL-RL	1.7334E+04	-14.50	0.000
1.000	1.000	93.41	0.000	0.000	DI2_165_168_L_0					
75 D	18.93	-2.0477E-03	252.7	94.66	252.7	123.3	UL-RL	1.7334E+04	-14.70	0.000
1.000	1.000	94.66	0.000	0.000	DI2_165_168_L_0					
76 D	20.43	-1.2511E-03	255.9	102.1	255.9	124.9	UL-RL	1.7334E+04	-14.90	0.000
1.000	1.000	102.1	0.000	0.000	DI2_165_168_L_0					
77 D	23.52	-4.5463E-04	259.1	117.6	259.1	126.4	UL-RL	1.7334E+04	-15.10	0.000
1.000	1.000	117.6	0.000	0.000	DI2_165_168_L_0					
78 D	25.99	3.4177E-04	262.4	130.0	262.4	133.2	UL-RL	1.7334E+04	-15.30	0.000
1.000	1.000	130.0	0.000	0.000	DI2_165_168_L_0					
79 D	14.08	1.1382E-03	265.6	140.8	265.6	142.5	UL-RL	1.7334E+04	-15.50	0.000
1.000	1.000	140.8	0.000	0.000	DI2_165_168_L_0					

```
+-----------------------------------------------------------------------------------------------------------------------+
|                  PARATIEPLUS(TM)   NLS ENGINE RELEASE  2018.0    FULL VERSION  *Build date:Nov 13, 2017*              |
|                                                                                                                       |
|                                    NewProject.BaseDesignSection_28.A2M2R1_1213                                        |
|                                 Exe Time : 4 September 2018 18:06:52                                                  |
+-----------------------------------------------------------------------------------------------------------------------+
New Project


S T R E S S   R E S U L T S   F O R   G R O U P   N O.   2

0_R                                                                :
ELEMENT TYPE    5 NO.OF ELEMENTS. IN THIS GROUP   79
C U R R E N T   T I M E   I S     6.0000

 HARDENING 2D SOIL ELEMENT

 ****** TOTAL STRESS FORMULATION *****

 EL *   FORCE     DISPL-Y  VERTICAL-P  HORIZON.-P     MAX-V-P     MAX-H-P          STATE   STIFFNESS Z-LEVEL      PORE
E FACTOR    UFACTOR       Peq          Su_a        Su_p     LAYER
 ---------------------------------------------------------------------------------------------------------------------------
-----------------------------------------------------------------------------------------------
   1     0.000         --          --          --          --          --          REMOVED     --        0.000       0.000
1.000       1.000       0.000       0.000       0.000     not available
   2     0.000         --          --          --          --          --          REMOVED     --      -0.2000       0.000
1.000       1.000       0.000       0.000       0.000     not available
   3     0.000         --          --          --          --          --          REMOVED     --      -0.4000       0.000
1.000       1.000       0.000       0.000       0.000     not available
   4     0.000         --          --          --          --          --          REMOVED     --      -0.6000       0.000
1.000       1.000       0.000       0.000       0.000     not available
   5     0.000         --          --          --          --          --          REMOVED     --      -0.8000       0.000
1.000       1.000       0.000       0.000       0.000     not available
   6     0.000         --          --          --          --          --          REMOVED     --       -1.000       0.000
1.000       1.000       0.000       0.000       0.000     not available
   7     0.000         --          --          --          --          --          REMOVED     --       -1.200       0.000
1.000       1.000       0.000       0.000       0.000     not available
   8     0.000         --          --          --          --          --          REMOVED     --       -1.400       0.000
1.000       1.000       0.000       0.000       0.000     not available
   9     0.000         --          --          --          --          --          REMOVED     --       -1.600       0.000
1.000       1.000       0.000       0.000       0.000     not available
  10     0.000         --          --          --          --          --          REMOVED     --       -1.800       0.000
1.000       1.000       0.000       0.000       0.000     not available
  11     0.000         --          --          --          --          --          REMOVED     --       -2.000       0.000
1.000       1.000       0.000       0.000       0.000     not available
  12     0.000         --          --          --          --          --          REMOVED     --       -2.200       0.000
1.000       1.000       0.000       0.000       0.000     not available
  13     0.000         --          --          --          --          --          REMOVED     --       -2.400       0.000
1.000       1.000       0.000       0.000       0.000     not available
  14     0.000         --          --          --          --          --          REMOVED     --       -2.600       0.000
1.000       1.000       0.000       0.000       0.000     not available
  15     0.000         --          --          --          --          --          REMOVED     --       -2.800       0.000
1.000       1.000       0.000       0.000       0.000     not available
  16     0.000         --          --          --          --          --          REMOVED     --       -3.000       0.000
1.000       1.000       0.000       0.000       0.000     not available
  17     0.000         --          --          --          --          --          REMOVED     --       -3.200       0.000
1.000       1.000       0.000       0.000       0.000     not available
  18     0.000         --          --          --          --          --          REMOVED     --       -3.400       0.000
1.000       1.000       0.000       0.000       0.000     not available
  19     0.000         --          --          --          --          --          REMOVED     --       -3.600       0.000
1.000       1.000       0.000       0.000       0.000     not available
  20     0.000         --          --          --          --          --          REMOVED     --       -3.800       0.000
1.000       1.000       0.000       0.000       0.000     not available
  21     0.000         --          --          --          --          --          REMOVED     --       -4.000       0.000
1.000       1.000       0.000       0.000       0.000     not available
  22     0.000         --          --          --          --          --          REMOVED     --       -4.200       0.000
1.000       1.000       0.000       0.000       0.000     not available
  23     0.000         --          --          --          --          --          REMOVED     --       -4.400       0.000
1.000       1.000       0.000       0.000       0.000     not available
  24     0.000         --          --          --          --          --          REMOVED     --       -4.600       0.000
1.000       1.000       0.000       0.000       0.000     not available
```

25	0.000	--	--	--	--	--	REMOVED	--	-4.800	0.000		
1.000	1.000	0.000	0.000	0.000	not available							
26	0.000	--	--	--	--	--	REMOVED	--	-5.000	0.000		
1.000	1.000	0.000	0.000	0.000	not available							
27	0.000	--	--	--	--	--	REMOVED	--	-5.200	0.000		
1.000	1.000	0.000	0.000	0.000	not available							
28	0.000	--	--	--	--	--	REMOVED	--	-5.400	0.000		
1.000	1.000	0.000	0.000	0.000	not available							
29	0.000	--	--	--	--	--	REMOVED	--	-5.600	0.000		
1.000	1.000	0.000	0.000	0.000	not available							
30	0.000	--	--	--	--	--	REMOVED	--	-5.800	0.000		
1.000	1.000	0.000	0.000	0.000	not available							
31	0.000	--	--	--	--	--	REMOVED	--	-6.000	0.000		
1.000	1.000	0.000	0.000	0.000	not available							
32	0.000	--	--	--	--	--	REMOVED	--	-6.200	0.000		
1.000	1.000	0.000	0.000	0.000	not available							
33	0.000	--	--	--	--	--	REMOVED	--	-6.400	0.000		
1.000	1.000	0.000	0.000	0.000	not available							
34	0.000	--	--	--	--	--	REMOVED	--	-6.600	0.000		
1.000	1.000	0.000	0.000	0.000	not available							
35	0.000	--	--	--	--	--	REMOVED	--	-6.800	0.000		
1.000	1.000	0.000	0.000	0.000	not available							
36	0.000	--	--	--	--	--	REMOVED	--	-7.000	0.000		
1.000	1.000	0.000	0.000	0.000	not available							
37	0.000	--	--	--	--	--	REMOVED	--	-7.200	0.000		
1.000	1.000	0.000	0.000	0.000	not available							
38	0.000	--	--	--	--	--	REMOVED	--	-7.400	0.000		
1.000	1.000	0.000	0.000	0.000	not available							
39	0.000	--	--	--	--	--	REMOVED	--	-7.600	0.000		
1.000	1.000	0.000	0.000	0.000	not available							
40	0.000	--	--	--	--	--	REMOVED	--	-7.800	0.000		
1.000	1.000	0.000	0.000	0.000	not available							
41	0.000	--	--	--	--	--	REMOVED	--	-8.000	0.000		
1.000	1.000	0.000	0.000	0.000	not available							
42	0.000	--	--	--	--	--	REMOVED	--	-8.200	0.000		
1.000	1.000	0.000	0.000	0.000	not available							
43	0.000	--	--	--	--	--	REMOVED	--	-8.400	0.000		
1.000	1.000	0.000	0.000	0.000	not available							
44	0.000	--	--	--	--	--	REMOVED	--	-8.600	0.000		
1.000	1.000	0.000	0.000	0.000	not available							
45	0.000	--	--	--	--	--	REMOVED	--	-8.800	0.000		
1.000	1.000	0.000	0.000	0.000	not available							
46	0.000	--	--	--	--	--	REMOVED	--	-9.000	0.000		
1.000	1.000	0.000	0.000	0.000	not available							
47	0.000	--	--	--	--	--	REMOVED	--	-9.200	0.000		
1.000	1.000	0.000	0.000	0.000	not available							
48 D	0.000	2.3081E-02	0.000	0.000	0.000	0.000	UL-RL	1.5989E+04	-9.300	0.000		
1.000	1.000	0.000	0.000	0.000	DI2_165_168_L_0							
49 D	4.1775E-02	2.2366E-02	3.200	0.2089	3.200	1.600	UL-RL	1.5989E+04	-9.500	0.000		
1.000	1.000	0.2089	0.000	0.000	DI2_165_168_L_0							
50 D	0.3470	2.1642E-02	6.400	1.735	6.400	3.200	UL-RL	1.5989E+04	-9.700	0.000		
1.000	1.000	1.735	0.000	0.000	DI2_165_168_L_0							
51 D	3.802	2.0909E-02	9.600	19.01	158.4	87.64	UL-RL	1.5989E+04	-9.900	0.000		
1.000	1.000	19.01	0.000	0.000	DI2_165_168_L_0							
52 D	5.613	2.0167E-02	12.80	28.07	161.6	89.04	UL-RL	1.5989E+04	-10.10	0.000		
1.000	1.000	28.07	0.000	0.000	DI2_165_168_L_0							
53 D	7.710	1.9417E-02	16.00	38.55	164.8	90.43	UL-RL	1.5989E+04	-10.30	0.000		
1.000	1.000	38.55	0.000	0.000	DI2_165_168_L_0							
54 D	9.904	1.8661E-02	19.20	49.52	168.0	91.82	UL-RL	1.5989E+04	-10.50	0.000		
1.000	1.000	49.52	0.000	0.000	DI2_165_168_L_0							
55 D	12.15	1.7897E-02	22.40	60.73	171.2	93.21	UL-RL	1.5989E+04	-10.70	0.000		
1.000	1.000	60.73	0.000	0.000	DI2_165_168_L_0							
56 D	14.42	1.7128E-02	25.60	72.09	174.4	94.60	UL-RL	1.5989E+04	-10.90	0.000		
1.000	1.000	72.09	0.000	0.000	DI2_165_168_L_0							
57 D	16.71	1.6353E-02	28.80	83.54	177.6	95.99	UL-RL	1.5989E+04	-11.10	0.000		
1.000	1.000	83.54	0.000	0.000	DI2_165_168_L_0							
58 D	19.01	1.5573E-02	32.00	95.05	180.8	97.38	UL-RL	1.5989E+04	-11.30	0.000		
1.000	1.000	95.05	0.000	0.000	DI2_165_168_L_0							
59 D	21.15	1.4789E-02	35.20	105.7	184.0	107.6	UL-RL	1.5989E+04	-11.50	0.000		
1.000	1.000	105.7	0.000	0.000	DI2_165_168_L_0							
60 D	23.51	1.4001E-02	38.40	117.5	187.2	119.4	UL-RL	1.5989E+04	-11.70	0.000		
1.000	1.000	117.5	0.000	0.000	DI2_165_168_L_0							
61 D	25.87	1.3211E-02	41.60	129.3	190.4	131.2	UL-RL	1.5989E+04	-11.90	0.000		
1.000	1.000	129.3	0.000	0.000	DI2_165_168_L_0							

62 D	28.23	1.2418E-02	44.80	141.1	193.6	143.1	UL-RL	1.5989E+04	-12.10	0.000	
1.000	1.000	141.1	0.000	0.000	DI2_165_168_L_0						
63 D	30.58	1.1623E-02	48.00	152.9	196.8	154.9	UL-RL	1.5989E+04	-12.30	0.000	
1.000	1.000	152.9	0.000	0.000	DI2_165_168_L_0						
64 D	32.94	1.0826E-02	51.20	164.7	200.0	166.7	UL-RL	1.5989E+04	-12.50	0.000	
1.000	1.000	164.7	0.000	0.000	DI2_165_168_L_0						
65 D	35.30	1.0029E-02	54.40	176.5	203.2	178.5	UL-RL	1.5989E+04	-12.70	0.000	
1.000	1.000	176.5	0.000	0.000	DI2_165_168_L_0						
66 D	36.31	9.2302E-03	57.60	181.5	206.4	183.6	UL-RL	1.5989E+04	-12.90	0.000	
1.000	1.000	181.5	0.000	0.000	DI2_165_168_L_0						
67 D	34.91	8.4315E-03	60.80	174.5	209.6	176.6	UL-RL	1.5989E+04	-13.10	0.000	
1.000	1.000	174.5	0.000	0.000	DI2_165_168_L_0						
68 D	33.51	7.6327E-03	64.00	167.5	212.8	169.6	UL-RL	1.5989E+04	-13.30	0.000	
1.000	1.000	167.5	0.000	0.000	DI2_165_168_L_0						
69 D	32.11	6.8340E-03	67.20	160.5	216.0	162.6	UL-RL	1.5989E+04	-13.50	0.000	
1.000	1.000	160.5	0.000	0.000	DI2_165_168_L_0						
70 D	30.70	6.0354E-03	70.40	153.5	219.2	155.6	UL-RL	1.5989E+04	-13.70	0.000	
1.000	1.000	153.5	0.000	0.000	DI2_165_168_L_0						
71 D	29.30	5.2372E-03	73.60	146.5	222.4	148.6	UL-RL	1.5989E+04	-13.90	0.000	
1.000	1.000	146.5	0.000	0.000	DI2_165_168_L_0						
72 D	27.89	4.4393E-03	76.80	139.5	225.6	141.6	UL-RL	1.5989E+04	-14.10	0.000	
1.000	1.000	139.5	0.000	0.000	DI2_165_168_L_0						
73 D	26.49	3.6418E-03	80.00	132.4	228.8	134.6	UL-RL	1.5989E+04	-14.30	0.000	
1.000	1.000	132.4	0.000	0.000	DI2_165_168_L_0						
74 D	25.08	2.8446E-03	83.20	125.4	232.0	127.6	UL-RL	1.5989E+04	-14.50	0.000	
1.000	1.000	125.4	0.000	0.000	DI2_165_168_L_0						
75 D	22.73	2.0477E-03	86.40	113.7	235.2	123.3	UL-RL	1.5989E+04	-14.70	0.000	
1.000	1.000	113.7	0.000	0.000	DI2_165_168_L_0						
76 D	20.29	1.2511E-03	89.60	101.4	238.4	124.9	UL-RL	1.5989E+04	-14.90	0.000	
1.000	1.000	101.4	0.000	0.000	DI2_165_168_L_0						
77 D	17.84	4.5463E-04	92.80	89.22	241.6	126.4	UL-RL	1.5989E+04	-15.10	0.000	
1.000	1.000	89.22	0.000	0.000	DI2_165_168_L_0						
78 D	15.40	-3.4177E-04	96.00	76.98	244.8	128.0	UL-RL	1.5989E+04	-15.30	0.000	
1.000	1.000	76.98	0.000	0.000	DI2_165_168_L_0						
79 D	6.474	-1.1382E-03	99.20	64.74	248.0	129.5	UL-RL	1.5989E+04	-15.50	0.000	
1.000	1.000	64.74	0.000	0.000	DI2_165_168_L_0						

```
+-----------------------------------------------------------------------------------------------------------------------+
|                  PARATIEPLUS(TM)   NLS ENGINE RELEASE  2018.0    FULL VERSION  *Build date:Nov 13, 2017*              |
|                                                                                                                       |
|                                     NewProject.BaseDesignSection_28.A2M2R1_1213                                       |
|                                 Exe Time : 4 September 2018 18:06:52                                                  |
+-----------------------------------------------------------------------------------------------------------------------+
New Project


S T R E S S   R E S U L T S   F O R   G R O U P   N O.   3

WallElement_33                                                  :
ELEMENT TYPE    2 NO.OF ELEMENTS. IN THIS GROUP   78
C U R R E N T   T I M E   I S     6.0000

 WALL2D ELEMENT

   EL      TA          TB          MA          MB
-----------------------------------------------------
    1 -170.70      170.70    -3.48095E-10 -34.140
    2 -170.43      170.43      34.140     -68.227
    3 -169.89      169.89      68.227     -102.20
    4 -169.03      169.03      102.20     -136.01
    5 -167.86      167.86      136.01     -169.58
    6 -166.35      166.35      169.58     -202.85
    7 -164.52      164.52      202.85     -235.76
    8 -162.33      162.33      235.76     -268.22
    9 -159.80      159.80      268.22     -300.18
   10 -156.86      156.86      300.18     -331.56
   11 -153.62      153.62      331.56     -362.28
   12 -150.07      150.07      362.28     -392.29
   13 -146.16      146.16      392.29     -421.53
   14 -141.97      141.97      421.53     -449.92
   15 -137.48      137.48      449.92     -477.42
   16 -132.67      132.67      477.42     -503.95
   17 -127.57      127.57      503.95     -529.46
   18 -122.16      122.16      529.46     -553.90
   19 -116.49      116.49      553.90     -577.19
   20 -110.55      110.55      577.19     -599.30
   21 -104.33      104.33      599.30     -620.17
   22 -97.795      97.795      620.17     -639.73
   23 -90.988      90.988      639.73     -657.93
   24 -83.908      83.908      657.93     -674.71
   25 -76.522      76.522      674.71     -690.01
   26 -69.788      69.788      690.01     -703.97
   27 -62.801      62.801      703.97     -716.53
   28 -55.536      55.536      716.53     -727.64
   29 -48.020      48.020      727.64     -737.24
   30 -40.252      40.252      737.24     -745.29
   31 -32.209      32.209      745.29     -751.73
   32 -23.916      23.916      751.73     -756.52
   33 -15.372      15.372      756.52     -759.59
   34 -6.5564      6.5564      759.59     -760.90
   35  2.5095     -2.5095      760.90     -760.40
   36  11.825     -11.825      760.40     -758.04
   37  21.411     -21.411      758.04     -753.75
   38  31.246     -31.246      753.75     -747.50
   39  41.331     -41.331      747.50     -739.24
   40  51.684     -51.684      739.24     -728.90
   41  62.286     -62.286      728.90     -716.44
   42  73.137     -73.137      716.44     -701.82
   43  84.254     -84.254      701.82     -684.97
   44  95.620     -95.620      684.97     -665.84
   45  107.23     -107.23      665.84     -644.39
   46  119.11     -119.11      644.39     -620.57
   47  128.21     -128.21      620.57     -607.75
   48  137.40     -137.40      607.75     -580.27
   49  149.87     -149.87      580.27     -550.30
   50  162.28     -162.28      550.30     -517.84
   51  171.49     -171.49      517.84     -483.54
   52  179.14     -179.14      483.54     -447.72
```

53	184.94	-184.94	447.72	-410.73
54	188.80	-188.80	410.73	-372.97
55	190.66	-190.66	372.97	-334.84
56	190.50	-190.50	334.84	-296.74
57	188.31	-188.31	296.74	-259.07
58	184.06	-184.06	259.07	-222.26
59	177.91	-177.91	222.26	-186.68
60	169.66	-169.66	186.68	-152.75
61	159.30	-159.30	152.75	-120.89
62	146.81	-146.81	120.89	-91.526
63	132.23	-132.23	91.526	-65.081
64	115.52	-115.52	65.081	-41.976
65	96.698	-96.698	41.976	-22.637
66	77.127	-77.127	22.637	-7.2115
67	59.194	-59.194	7.2115	4.6273
68	42.901	-42.901	-4.6273	13.208
69	28.262	-28.262	-13.208	18.860
70	15.268	-15.268	-18.860	21.914
71	3.9197	-3.9197	-21.914	22.698
72	-5.7719	5.7719	-22.698	21.543
73	-13.816	13.816	-21.543	18.780
74	-20.212	20.212	-18.780	14.738
75	-24.013	24.013	-14.738	9.9351
76	-23.873	23.873	-9.9351	5.1605
77	-18.199	18.199	-5.1605	1.5208
78	-7.6034	7.6034	-1.5208	5.40057E-12

```
+-------------------------------------------------------------------------------------------------------------------------+
|                   PARATIEPLUS(TM)   NLS ENGINE RELEASE  2018.0    FULL VERSION  *Build date:Nov 13, 2017*              |
|                                                                                                                         |
|                                     NewProject.BaseDesignSection_28.A2M2R1_1213                                         |
|                                  Exe Time : 4 September 2018 18:06:52                                                   |
+-------------------------------------------------------------------------------------------------------------------------+
New Project


S T R E S S   R E S U L T S   F O R   G R O U P   N O.   4

WallElement_New_76649                                          :
ELEMENT TYPE    2 NO.OF ELEMENTS. IN THIS GROUP   47
C U R R E N T   T I M E   I S     6.0000

 WALL2D ELEMENT

   EL      TA          TB          MA          MB
-------------------------------------------------------
    1  0.0000      0.0000      0.0000      0.0000
    2  0.0000      0.0000      0.0000      0.0000
    3  0.0000      0.0000      0.0000      0.0000
    4  0.0000      0.0000      0.0000      0.0000
    5  0.0000      0.0000      0.0000      0.0000
    6  0.0000      0.0000      0.0000      0.0000
    7  0.0000      0.0000      0.0000      0.0000
    8  0.0000      0.0000      0.0000      0.0000
    9  0.0000      0.0000      0.0000      0.0000
   10  0.0000      0.0000      0.0000      0.0000
   11  0.0000      0.0000      0.0000      0.0000
   12  0.0000      0.0000      0.0000      0.0000
   13  0.0000      0.0000      0.0000      0.0000
   14  0.0000      0.0000      0.0000      0.0000
   15  0.0000      0.0000      0.0000      0.0000
   16  0.0000      0.0000      0.0000      0.0000
   17  0.0000      0.0000      0.0000      0.0000
   18  0.0000      0.0000      0.0000      0.0000
   19  0.0000      0.0000      0.0000      0.0000
   20  0.0000      0.0000      0.0000      0.0000
   21  0.0000      0.0000      0.0000      0.0000
   22  0.0000      0.0000      0.0000      0.0000
   23  0.0000      0.0000      0.0000      0.0000
   24  0.0000      0.0000      0.0000      0.0000
   25  0.0000      0.0000      0.0000      0.0000
   26  0.0000      0.0000      0.0000      0.0000
   27  0.0000      0.0000      0.0000      0.0000
   28  0.0000      0.0000      0.0000      0.0000
   29  0.0000      0.0000      0.0000      0.0000
   30  0.0000      0.0000      0.0000      0.0000
   31  0.0000      0.0000      0.0000      0.0000
   32  0.0000      0.0000      0.0000      0.0000
   33  0.0000      0.0000      0.0000      0.0000
   34  0.0000      0.0000      0.0000      0.0000
   35  0.0000      0.0000      0.0000      0.0000
   36  0.0000      0.0000      0.0000      0.0000
   37  0.0000      0.0000      0.0000      0.0000
   38  0.0000      0.0000      0.0000      0.0000
   39  0.0000      0.0000      0.0000      0.0000
   40  0.0000      0.0000      0.0000      0.0000
   41  0.0000      0.0000      0.0000      0.0000
   42  0.0000      0.0000      0.0000      0.0000
   43  0.0000      0.0000      0.0000      0.0000
   44  0.0000      0.0000      0.0000      0.0000
   45  0.0000      0.0000      0.0000      0.0000
   46  0.0000      0.0000      0.0000      0.0000
   47  0.0000      0.0000      0.0000      0.0000
```

```
+-------------------------------------------------------------------------------------------------------------------------------+
|                   PARATIEPLUS(TM)   NLS ENGINE RELEASE  2018.0    FULL VERSION  *Build date:Nov 13, 2017*                    |
|                                                                                                                               |
|                                      NewProject.BaseDesignSection_28.A2M2R1_1213                                              |
|                                    Exe Time : 4 September 2018 18:06:53                                                       |
+-------------------------------------------------------------------------------------------------------------------------------+
New Project


S T R E S S    R E S U L T S    F O R    G R O U P    N O.    5

Tieback_175                                                 :
ELEMENT TYPE    6 NO.OF ELEMENTS. IN THIS GROUP    1
C U R R E N T    T I M E    I S      6.0000

 POST-TENSION 2D-BOUNDARY ELEMENT

         EL    FORCE          d0          EDISPL     pl. eps          K     -ve limit   +ve limit
-------------------------------------------------------------------------------------------------------------
 ANCHOR    1   197.11     -1.73785E-03  3.84398E-02   0.0000       1458.7       0.0000       0.0000     ELASTIC  ORIGINAL
YOUNG MODULUS
```

```
+-----------------------------------------------------------------------------------------------------------------------+
|                  PARATIEPLUS(TM)   NLS ENGINE RELEASE  2018.0    FULL VERSION  *Build date:Nov 13, 2017*              |
|                                                                                                                       |
|                                    NewProject.BaseDesignSection_28.A2M2R1_1213                                        |
|                                 Exe Time : 4 September 2018 18:06:53                                                  |
+-----------------------------------------------------------------------------------------------------------------------+


    F I N A L   I N C R E M E N T A L   A N A L Y S I S

                    S U M M A R Y

    STEP                                   NO. OF ITERATIONS

       1          CONVERGENCE :YES                        0
       2          CONVERGENCE :YES                        3
       3          CONVERGENCE :YES                        5
       4          CONVERGENCE :YES                        6
       5          CONVERGENCE :YES                        2
       6          CONVERGENCE :YES                        0


 END OF PROCESS FOR PROBLEM
New Project
NONLINEAR SOLUTION CPU TIME ....    0.14 [sec]
DATABASE  CREATION CPU TIME.....    0.52 [sec]
```

Design Assumption : SISMICA STR - File di Paratie - File di input (.d)

```
* PARATIE ANALYSIS FOR DESIGN SECTION:Base Design Section USING ASSUMPTION: SISMICA STR
 * Time:martedì 4 settembre 2018 18:06:53
 * 1: Defining general settings
 UNIT  m kN
 TITLE New Project
 DELTA 0.2
 option param itemax 40
 option control hinges 0 0.0001 0.001

 * 2: Defining wall(s)
 WALL LeftWall_32 0 -15.5 0 1

 * 3: Defining surfaces for wall(s)
 SOIL 0_L LeftWall_32 -15.5 0 1 0
 SOIL 0_R LeftWall_32 -15.5 0 2 180

 * 4: Defining soil layers
 *
 * Soil Profile (Rilevato_2_8_L_0)
 *
 LDATA Rilevato_2_8_L_0 3 LeftWall_32
 ATREST 0.5 0.5 1
 WEIGHT 19 10 10
 PERMEABILITY 0.0001
 RESISTANCE 0 38 0 0 0
 YOUNG 1.5E+04 4.5E+04
 ENDL
 *
 * Soil Profile (DI1_164_167_L_0)
 *
 LDATA DI1_164_167_L_0 0 LeftWall_32
 ATREST 0.5 0.5 1
 WEIGHT 16 6 10
 PERMEABILITY 1E-05
 RESISTANCE 0 30 0 0 0
 YOUNG 3E+04 4.8E+04
 ENDL
 *
 * Soil Profile (DI2_165_168_L_0)
 *
 LDATA DI2_165_168_L_0 -5 LeftWall_32
 ATREST 0.5 0.5 1
 WEIGHT 16 6 10
 PERMEABILITY 1E-05
 RESISTANCE 1 33 0 0 0
 YOUNG 6.8E+04 1.088E+05
 ENDL

 * 5: Defining structural materials
 * Steel material: 108 Name=Fe360 E=206000200 kPa
 MATERIAL Fe360_108 2.06E+08
 * Concrete material: 104 Name=C25/30 E=31475800 kPa
 MATERIAL C2530_104 3.148E+07
 * Rebar material: 124 Name=acciaio armonico E=200100000 kPa
 MATERIAL acciaioarmonico_124 2.001E+08
 * Concrete material: 103 Name=C20/25 E=29962000 kPa
 MATERIAL C2025_103 2.996E+07

 * 6: Defining structural elements
 * 6.1: Beams and combined Wall Elements
 BEAM WallElement_33 LeftWall_32 -15.5 0 C2530_104 0.9794 00 00 0
 BEAM WallElement_New_76649 LeftWall_32 -9.3 0 C2025_103 0.2 00 00 0 slave


 * 6.2: Supports
 WIRE Tieback_175 LeftWall_32 0 acciaioarmonico_124 7.29E-06 138.5 30 0 0
```

```
* 6.3: Strips
STRIP LeftWall_32 1 6 1 15 0 20 45
STRIP LeftWall_32 1 6 22 17 2.7 20 45

* 7: Defining Steps
STEP Stage1_31
CHANGE Rilevato_2_8_L_0 U-FRICT=38 LeftWall_32
CHANGE Rilevato_2_8_L_0 D-FRICT=38 LeftWall_32
CHANGE Rilevato_2_8_L_0 U-KA=0.238 LeftWall_32
CHANGE Rilevato_2_8_L_0 U-KP=7.232 LeftWall_32
CHANGE Rilevato_2_8_L_0 D-KA=0.238 LeftWall_32
CHANGE Rilevato_2_8_L_0 D-KP=7.232 LeftWall_32
CHANGE DI1_164_167_L_0 U-FRICT=30 LeftWall_32
CHANGE DI1_164_167_L_0 D-FRICT=30 LeftWall_32
CHANGE DI1_164_167_L_0 U-KA=0.333 LeftWall_32
CHANGE DI1_164_167_L_0 U-KP=4.288 LeftWall_32
CHANGE DI1_164_167_L_0 D-KA=0.333 LeftWall_32
CHANGE DI1_164_167_L_0 D-KP=4.288 LeftWall_32
CHANGE DI2_165_168_L_0 U-FRICT=33 LeftWall_32
CHANGE DI2_165_168_L_0 D-FRICT=33 LeftWall_32
CHANGE DI2_165_168_L_0 U-KA=0.295 LeftWall_32
CHANGE DI2_165_168_L_0 U-KP=5.849 LeftWall_32
CHANGE DI2_165_168_L_0 D-KA=0.295 LeftWall_32
CHANGE DI2_165_168_L_0 D-KP=5.16 LeftWall_32
CHANGE Rilevato_2_8_L_0 U-COHE=0 LeftWall_32
CHANGE Rilevato_2_8_L_0 U-ADHES=0 LeftWall_32
CHANGE Rilevato_2_8_L_0 D-COHE=0 LeftWall_32
CHANGE Rilevato_2_8_L_0 D-ADHES=0 LeftWall_32
CHANGE DI1_164_167_L_0 U-COHE=0 LeftWall_32
CHANGE DI1_164_167_L_0 U-ADHES=0 LeftWall_32
CHANGE DI1_164_167_L_0 D-COHE=0 LeftWall_32
CHANGE DI1_164_167_L_0 D-ADHES=0 LeftWall_32
CHANGE DI2_165_168_L_0 U-COHE=1 LeftWall_32
CHANGE DI2_165_168_L_0 U-ADHES=0 LeftWall_32
CHANGE DI2_165_168_L_0 D-COHE=1 LeftWall_32
CHANGE DI2_165_168_L_0 D-ADHES=0 LeftWall_32
SETWALL LeftWall_32
GEOM 0 0
WATER -18 0 -15.5 0 0
ADD WallElement_33
ENDSTEP

STEP Stage2_183
SETWALL LeftWall_32
GEOM 0 -1
WATER -18 0 -15.5 0 0
ENDSTEP

STEP Stage3_283
SETWALL LeftWall_32
GEOM 0 -1
WATER -18 0 -15.5 0 0
ADD Tieback_175
ENDSTEP

STEP Stage4_383
SETWALL LeftWall_32
GEOM 0 -9.8
WATER -18 0 -15.5 0 0
ENDSTEP

STEP Stage5_744
SETWALL LeftWall_32
GEOM 0 -9.3
WATER -18 0 -15.5 0 0
ENDSTEP

STEP Stage6_2841
SETWALL LeftWall_32
GEOM 0 -9.3
```

```
WATER -18 0 -15.5 0 0
CHANGE Rilevato_2_8_L_0 U-KAED=0.317 LeftWall_32
CHANGE Rilevato_2_8_L_0 U-KAEW=0.3954 LeftWall_32
CHANGE Rilevato_2_8_L_0 U-KPED=7.177 LeftWall_32
CHANGE Rilevato_2_8_L_0 U-KPEW=6.569 LeftWall_32
CHANGE Rilevato_2_8_L_0 D-KAED=0.2895 LeftWall_32
CHANGE Rilevato_2_8_L_0 D-KAEW=0.3712 LeftWall_32
CHANGE Rilevato_2_8_L_0 D-KPED=6.299 LeftWall_32
CHANGE Rilevato_2_8_L_0 D-KPEW=5.671 LeftWall_32
CHANGE DI1_164_167_L_0 U-KAED=0.4304 LeftWall_32
CHANGE DI1_164_167_L_0 U-KAEW=0.6064 LeftWall_32
CHANGE DI1_164_167_L_0 U-KPED=4.2 LeftWall_32
CHANGE DI1_164_167_L_0 U-KPEW=3.43 LeftWall_32
CHANGE DI1_164_167_L_0 D-KAED=0.391 LeftWall_32
CHANGE DI1_164_167_L_0 D-KAEW=0.5799 LeftWall_32
CHANGE DI1_164_167_L_0 D-KPED=3.679 LeftWall_32
CHANGE DI1_164_167_L_0 D-KPEW=2.876 LeftWall_32
CHANGE DI2_165_168_L_0 U-KAED=0.3848 LeftWall_32
CHANGE DI2_165_168_L_0 U-KAEW=0.546 LeftWall_32
CHANGE DI2_165_168_L_0 U-KPED=5.85 LeftWall_32
CHANGE DI2_165_168_L_0 U-KPEW=5.039 LeftWall_32
CHANGE DI2_165_168_L_0 D-KAED=0.3506 LeftWall_32
CHANGE DI2_165_168_L_0 D-KAEW=0.5216 LeftWall_32
CHANGE DI2_165_168_L_0 D-KPED=4.454 LeftWall_32
CHANGE DI2_165_168_L_0 D-KPEW=3.565 LeftWall_32
EQK 0.1203 0.06016 -0.06016 0 0.5 0 0.5 0 0
WOOD 43.08 43.08 -9.3 0
* Include pressure contribution from wall: LeftWall_32
* Include wall contribution
DLOAD step LeftWall_32 -9.3 2.617 0 2.617
DLOAD step LeftWall_32 -9.3 0.6016 0 0.6016
ADD WallElement_New_76649
ENDSTEP
```

Design Assumption : SISMICA STR - File di Paratie - File di output (.out)

```
+-------------------------------------------------------------------------------------------------------------------------+
|                   PARATIEPLUS(TM)   NLS ENGINE RELEASE  2018.0    FULL VERSION  *Build date:Nov 13, 2017*               |
|                                                                                                                         |
|                                    NewProject.BaseDesignSection_28.SISMICASTR_1243                                      |
|                                   Exe Time : 4 September 2018 18:06:54                                                  |
+-------------------------------------------------------------------------------------------------------------------------+

                  ********************************************************
                  *                                                      *
                  *  PARATIE PLUS Non-Linear Spring Engine               *
                  *                                                      *
                  *          AN ELASTOPLASTIC FINITE ELEMENT PROGRAM     *
                  *          FOR FLEXIBLE EARTH-RETAINING STRUCTURES     *
                  *                                                      *
                  *          Written by Ce.A.S. s.r.l. (ITALY)           *
                  *          with the scientific supervision of          *
                  *          Roberto Nova - full professor SOIL MECHANICS*
                  *          at Politecnico di Milano (ITALY)            *
                  *                                                      *
                  ********************************************************
                  *                                                      *
                  *  RELEASE   2018.0     *Build date:Nov 13, 2017*    *
                  *                                                      *
                  *                                                      *
                  *  Ce.A.S.     S.R.L   CENTRO DI ANALISI STRUTTURALE   *
                  *              VIALE   GIUSTINIANO 10                  *
                  *              20129   M I L A N O  (ITALIA)           *
                  *  TEL.        +39 02 2020221                          *
                  *                                                      *
                  *  email       bruno.becci@ceas.it                     *
                  *  Web Page    www.ceas.it     www.paratieplus.com     *
                  ********************************************************
```

```
 JOB : NewProject.BaseDesignSection_28.SISMICASTR_1243
 STARTING
ACCEPTED   <FILE,GENW                                                    >
ACCEPTED   <FILE,PLOTTER,BINARY                                          >
ACCEPTED   <SOLVE TOTAL_STRESS                                           >
ACCEPTED   <PARAM ITEMAX 40                                              >
ACCEPTED   <CONTROL HINGES 0 0.0001 0.001                                >


                ********************************************************
                *                                                      *
                *  WARNING : PORE PRESSURES ARE AUTOMATICALLY COMPUTED  *
                *    BY THE PROGRAM.                                   *
                ********************************************************

PRELIMINARY OPERATIONS CPU TIME     0.00 [sec]
```

```
+-------------------------------------------------------------------------------------------------------------------------+
|                   PARATIEPLUS(TM)   NLS ENGINE RELEASE  2018.0    FULL VERSION  *Build date:Nov 13, 2017*              |
|                                                                                                                         |
|                                    NewProject.BaseDesignSection_28.SISMICASTR_1243                                      |
|                                   Exe Time : 4 September 2018 18:06:54                                                  |
+-------------------------------------------------------------------------------------------------------------------------+


INPUT FILE HAS BEEN GENERATED BY WALGEN PROGRAM


New Project


NO. OF NODAL POINTS (NUMNP) ...................   79
NO. OF COORDINATES  (NCOORD)...................    2
NO. OF NODE DOFS    (NDOF).....................    5
NO. OF EQUATIONS    (NEQ)...................... 395
NO. OF CONSTRAINTS CARDS (NVINC)...............    0
NO. OF ELEMENT GROUPS (NEG)....................    5
NO. OF SOLUTION STEPS (NSTE)...................    6
NO. OF ELEMENT SETS ATTACHED TO SLAVE NODES ...    1 ** SLAVE DOFS HAVE BEEN ACTIVATED **
NO. OF RECORD FROM WALGEN .....................  129
NO. OF LONG NAMES (LASTNAME) ..................   25
LENGTH UNIT CHOICE ............................    3 (M   )
FORCE  UNIT CHOICE ............................    3 (KN  )
MAX PORE PRESSURE TABLE LENGTH.................    1
NO. OF ELEMENT GROUPS REQUIRING ADD. SLIP DOF .    0


IDOFA (01) =  2  Y-DISPL.F
IDOFA (02) =  4   X-ROT. F
IDOFA (03) =  8  Y-DISPL.S
IDOFA (04) = 10   X-ROT. S
IDOFA (05) = 14  Y-FORCE

 RELEVANT ITEMS UNITS

 STRESSES                  kPa
 Y-DISPLACEMENTS           m
 ROTATIONS                 RADIANS
 BEAM AND SLAB MOMENTS     kN*m/m
 BEAM SHEAR FORCES         kN/m
 ANCHOR FORCES             kN/m
 AXIAL FORCES IN TRUSSES   kN/m
 AXIAL FORCES SPRINGS      kN/m
 Y-REACTIONS               kN/m
 X-MOMENT REACTIONS        kN*m/m
 ETC.
```

```
+-------------------------------------------------------------------------------------------------------------------------+
|                  PARATIEPLUS(TM)   NLS ENGINE RELEASE  2018.0    FULL VERSION  *Build date:Nov 13, 2017*              |
|                                                                                                                         |
|                                  NewProject.BaseDesignSection_28.SISMICASTR_1243                                        |
|                                 Exe Time : 4 September 2018 18:06:54                                                    |
+-------------------------------------------------------------------------------------------------------------------------+
                  P R E P R O C E S S O R     D A T A

                  N O.  O F   C O M M A N D S    129

   1 : UNIT  m kN
   2 : TITLE New Project
   3 : DELTA 0.2
   4 : option param itemax 40
   5 : option control hinges 0 0.0001 0.001
   6 : WALL LeftWall_32 0 -15.5 0 1
   7 : SOIL 0_L LeftWall_32 -15.5 0 1 0
   8 : SOIL 0_R LeftWall_32 -15.5 0 2 180
   9 : LDATA Rilevato_2_8_L_0 3 LeftWall_32
  10 : ATREST 0.5 0.5 1
  11 : WEIGHT 19 10 10
  12 : PERMEABILITY 0.0001
  13 : RESISTANCE 0 38 0 0 0
  14 : YOUNG 1.5E+04 4.5E+04
  15 : ENDL
  16 : LDATA DI1_164_167_L_0 0 LeftWall_32
  17 : ATREST 0.5 0.5 1
  18 : WEIGHT 16 6 10
  19 : PERMEABILITY 1E-05
  20 : RESISTANCE 0 30 0 0 0
  21 : YOUNG 3E+04 4.8E+04
  22 : ENDL
  23 : LDATA DI2_165_168_L_0 -5 LeftWall_32
  24 : ATREST 0.5 0.5 1
  25 : WEIGHT 16 6 10
  26 : PERMEABILITY 1E-05
  27 : RESISTANCE 1 33 0 0 0
  28 : YOUNG 6.8E+04 1.088E+05
  29 : ENDL
  30 : MATERIAL Fe360_108 2.06E+08
  31 : MATERIAL C2530_104 3.148E+07
  32 : MATERIAL acciaioarmonico_124 2.001E+08
  33 : MATERIAL C2025_103 2.996E+07
  34 : BEAM WallElement_33 LeftWall_32 -15.5 0 C2530_104 0.9794 00 00 0
  35 : BEAM WallElement_New_76649 LeftWall_32 -9.3 0 C2025_103 0.2 00 00 0 slave
  36 : WIRE Tieback_175 LeftWall_32 0 acciaioarmonico_124 7.29E-06 138.5 30 0 0
  37 : STRIP LeftWall_32 1 6 1 15 0 20 45
  38 : STRIP LeftWall_32 1 6 22 17 2.7 20 45
  39 : STEP Stage1_31
  40 : CHANGE Rilevato_2_8_L_0 U-FRICT=38 LeftWall_32
  41 : CHANGE Rilevato_2_8_L_0 D-FRICT=38 LeftWall_32
  42 : CHANGE Rilevato_2_8_L_0 U-KA=0.238 LeftWall_32
  43 : CHANGE Rilevato_2_8_L_0 U-KP=7.232 LeftWall_32
  44 : CHANGE Rilevato_2_8_L_0 D-KA=0.238 LeftWall_32
  45 : CHANGE Rilevato_2_8_L_0 D-KP=7.232 LeftWall_32
  46 : CHANGE DI1_164_167_L_0 U-FRICT=30 LeftWall_32
  47 : CHANGE DI1_164_167_L_0 D-FRICT=30 LeftWall_32
  48 : CHANGE DI1_164_167_L_0 U-KA=0.333 LeftWall_32
  49 : CHANGE DI1_164_167_L_0 U-KP=4.288 LeftWall_32
  50 : CHANGE DI1_164_167_L_0 D-KA=0.333 LeftWall_32
  51 : CHANGE DI1_164_167_L_0 D-KP=4.288 LeftWall_32
  52 : CHANGE DI2_165_168_L_0 U-FRICT=33 LeftWall_32
  53 : CHANGE DI2_165_168_L_0 D-FRICT=33 LeftWall_32
  54 : CHANGE DI2_165_168_L_0 U-KA=0.295 LeftWall_32
  55 : CHANGE DI2_165_168_L_0 U-KP=5.849 LeftWall_32
  56 : CHANGE DI2_165_168_L_0 D-KA=0.295 LeftWall_32
  57 : CHANGE DI2_165_168_L_0 D-KP=5.16 LeftWall_32
  58 : CHANGE Rilevato_2_8_L_0 U-COHE=0 LeftWall_32
  59 : CHANGE Rilevato_2_8_L_0 U-ADHES=0 LeftWall_32
  60 : CHANGE Rilevato_2_8_L_0 D-COHE=0 LeftWall_32
  61 : CHANGE Rilevato_2_8_L_0 D-ADHES=0 LeftWall_32
```

```
 62 : CHANGE DI1_164_167_L_0 U-COHE=0 LeftWall_32
 63 : CHANGE DI1_164_167_L_0 U-ADHES=0 LeftWall_32
 64 : CHANGE DI1_164_167_L_0 D-COHE=0 LeftWall_32
 65 : CHANGE DI1_164_167_L_0 D-ADHES=0 LeftWall_32
 66 : CHANGE DI2_165_168_L_0 U-COHE=1 LeftWall_32
 67 : CHANGE DI2_165_168_L_0 U-ADHES=0 LeftWall_32
 68 : CHANGE DI2_165_168_L_0 D-COHE=1 LeftWall_32
 69 : CHANGE DI2_165_168_L_0 D-ADHES=0 LeftWall_32
 70 : SETWALL LeftWall_32
 71 : GEOM 0 0
 72 : WATER -18 0 -15.5 0 0
 73 : ADD WallElement_33
 74 : ENDSTEP
 75 : STEP Stage2_183
 76 : SETWALL LeftWall_32
 77 : GEOM 0 -1
 78 : WATER -18 0 -15.5 0 0
 79 : ENDSTEP
 80 : STEP Stage3_283
 81 : SETWALL LeftWall_32
 82 : GEOM 0 -1
 83 : WATER -18 0 -15.5 0 0
 84 : ADD Tieback_175
 85 : ENDSTEP
 86 : STEP Stage4_383
 87 : SETWALL LeftWall_32
 88 : GEOM 0 -9.8
 89 : WATER -18 0 -15.5 0 0
 90 : ENDSTEP
 91 : STEP Stage5_744
 92 : SETWALL LeftWall_32
 93 : GEOM 0 -9.3
 94 : WATER -18 0 -15.5 0 0
 95 : ENDSTEP
 96 : STEP Stage6_2841
 97 : SETWALL LeftWall_32
 98 : GEOM 0 -9.3
 99 : WATER -18 0 -15.5 0 0
100 : CHANGE Rilevato_2_8_L_0 U-KAED=0.317 LeftWall_32
101 : CHANGE Rilevato_2_8_L_0 U-KAEW=0.3954 LeftWall_32
102 : CHANGE Rilevato_2_8_L_0 U-KPED=7.177 LeftWall_32
103 : CHANGE Rilevato_2_8_L_0 U-KPEW=6.569 LeftWall_32
104 : CHANGE Rilevato_2_8_L_0 D-KAED=0.2895 LeftWall_32
105 : CHANGE Rilevato_2_8_L_0 D-KAEW=0.3712 LeftWall_32
106 : CHANGE Rilevato_2_8_L_0 D-KPED=6.299 LeftWall_32
107 : CHANGE Rilevato_2_8_L_0 D-KPEW=5.671 LeftWall_32
108 : CHANGE DI1_164_167_L_0 U-KAED=0.4304 LeftWall_32
109 : CHANGE DI1_164_167_L_0 U-KAEW=0.6064 LeftWall_32
110 : CHANGE DI1_164_167_L_0 U-KPED=4.2 LeftWall_32
111 : CHANGE DI1_164_167_L_0 U-KPEW=3.43 LeftWall_32
112 : CHANGE DI1_164_167_L_0 D-KAED=0.391 LeftWall_32
113 : CHANGE DI1_164_167_L_0 D-KAEW=0.5799 LeftWall_32
114 : CHANGE DI1_164_167_L_0 D-KPED=3.679 LeftWall_32
115 : CHANGE DI1_164_167_L_0 D-KPEW=2.876 LeftWall_32
116 : CHANGE DI2_165_168_L_0 U-KAED=0.3848 LeftWall_32
117 : CHANGE DI2_165_168_L_0 U-KAEW=0.546 LeftWall_32
118 : CHANGE DI2_165_168_L_0 U-KPED=5.85 LeftWall_32
119 : CHANGE DI2_165_168_L_0 U-KPEW=5.039 LeftWall_32
120 : CHANGE DI2_165_168_L_0 D-KAED=0.3506 LeftWall_32
121 : CHANGE DI2_165_168_L_0 D-KAEW=0.5216 LeftWall_32
122 : CHANGE DI2_165_168_L_0 D-KPED=4.454 LeftWall_32
123 : CHANGE DI2_165_168_L_0 D-KPEW=3.565 LeftWall_32
124 : EQK 0.1203 0.06016 -0.06016 0 0.5 0 0.5 0 0
125 : WOOD 43.08 43.08 -9.3 0
126 : DLOAD step LeftWall_32 -9.3 2.617 0 2.617
127 : DLOAD step LeftWall_32 -9.3 0.6016 0 0.6016
128 : ADD WallElement_New_76649
129 : ENDSTEP
```

```
+-----------------------------------------------------------------------------------------------------------------------+
|                  PARATIEPLUS(TM)   NLS ENGINE RELEASE  2018.0    FULL VERSION  *Build date:Nov 13, 2017*              |
|                                                                                                                       |
|                                   NewProject.BaseDesignSection_28.SISMICASTR_1243                                     |
|                                  Exe Time : 4 September 2018 18:06:54                                                 |
+-----------------------------------------------------------------------------------------------------------------------+
N O D A L   P O I N T   D A T A
--------------------------------

NODE     Y-COORD     Z-COORD normal cos.

   1  0.0000      0.0000      1.0000
   2  0.0000    -0.20000      1.0000
   3  0.0000    -0.40000      1.0000
   4  0.0000    -0.60000      1.0000
   5  0.0000    -0.80000      1.0000
   6  0.0000     -1.0000      1.0000
   7  0.0000     -1.2000      1.0000
   8  0.0000     -1.4000      1.0000
   9  0.0000     -1.6000      1.0000
  10  0.0000     -1.8000      1.0000
  11  0.0000     -2.0000      1.0000
  12  0.0000     -2.2000      1.0000
  13  0.0000     -2.4000      1.0000
  14  0.0000     -2.6000      1.0000
  15  0.0000     -2.8000      1.0000
  16  0.0000     -3.0000      1.0000
  17  0.0000     -3.2000      1.0000
  18  0.0000     -3.4000      1.0000
  19  0.0000     -3.6000      1.0000
  20  0.0000     -3.8000      1.0000
  21  0.0000     -4.0000      1.0000
  22  0.0000     -4.2000      1.0000
  23  0.0000     -4.4000      1.0000
  24  0.0000     -4.6000      1.0000
  25  0.0000     -4.8000      1.0000
  26  0.0000     -5.0000      1.0000
  27  0.0000     -5.2000      1.0000
  28  0.0000     -5.4000      1.0000
  29  0.0000     -5.6000      1.0000
  30  0.0000     -5.8000      1.0000
  31  0.0000     -6.0000      1.0000
  32  0.0000     -6.2000      1.0000
  33  0.0000     -6.4000      1.0000
  34  0.0000     -6.6000      1.0000
  35  0.0000     -6.8000      1.0000
  36  0.0000     -7.0000      1.0000
  37  0.0000     -7.2000      1.0000
  38  0.0000     -7.4000      1.0000
  39  0.0000     -7.6000      1.0000
  40  0.0000     -7.8000      1.0000
  41  0.0000     -8.0000      1.0000
  42  0.0000     -8.2000      1.0000
  43  0.0000     -8.4000      1.0000
  44  0.0000     -8.6000      1.0000
  45  0.0000     -8.8000      1.0000
  46  0.0000     -9.0000      1.0000
  47  0.0000     -9.2000      1.0000
  48  0.0000     -9.3000      1.0000
  49  0.0000     -9.5000      1.0000
  50  0.0000     -9.7000      1.0000
  51  0.0000     -9.9000      1.0000
  52  0.0000     -10.100      1.0000
  53  0.0000     -10.300      1.0000
  54  0.0000     -10.500      1.0000
  55  0.0000     -10.700      1.0000
  56  0.0000     -10.900      1.0000
  57  0.0000     -11.100      1.0000
  58  0.0000     -11.300      1.0000
  59  0.0000     -11.500      1.0000
  60  0.0000     -11.700      1.0000
```

61	0.0000	-11.900	1.0000
62	0.0000	-12.100	1.0000
63	0.0000	-12.300	1.0000
64	0.0000	-12.500	1.0000
65	0.0000	-12.700	1.0000
66	0.0000	-12.900	1.0000
67	0.0000	-13.100	1.0000
68	0.0000	-13.300	1.0000
69	0.0000	-13.500	1.0000
70	0.0000	-13.700	1.0000
71	0.0000	-13.900	1.0000
72	0.0000	-14.100	1.0000
73	0.0000	-14.300	1.0000
74	0.0000	-14.500	1.0000
75	0.0000	-14.700	1.0000
76	0.0000	-14.900	1.0000
77	0.0000	-15.100	1.0000
78	0.0000	-15.300	1.0000
79	0.0000	-15.500	1.0000

```
+-------------------------------------------------------------------------------------------------------------------------------+
|                   PARATIEPLUS(TM)   NLS ENGINE RELEASE  2018.0    FULL VERSION  *Build date:Nov 13, 2017*                     |
|                                                                                                                               |
|                                    NewProject.BaseDesignSection_28.SISMICASTR_1243                                            |
|                                   Exe Time : 4 September 2018 18:06:54                                                        |
+-------------------------------------------------------------------------------------------------------------------------------+
 ELEMENT GROUP NO.  1

0_L                                                          :
   5  79   0   1   0   0   0   0   0   0   0   0   0   0   0   3   0   0   0   0
.....................................
.........2D PLASTIC SOIL ..........
.....................................

element group behaviour throughout stage analysis

stage   status
------------------
    1   active
    2   active
    3   active
    4   active
    5   active
    6   active

 material set no.    1

 prop( 1) angle              0.00000
 prop( 2) layer as foreseen  1.00000


 material set no.    2

 prop( 1) angle              0.00000
 prop( 2) layer as foreseen  2.00000


 material set no.    3

 prop( 1) angle              0.00000
 prop( 2) layer as foreseen  3.00000


 element data

   el    n  mat      area      .....     .....     .....      flag
-------------------------------------------------------------------

    1    1    2   0.1000     0.000     0.000     0.000     1.000
    2    2    2   0.2000     0.000     0.000     0.000     1.000
    3    3    2   0.2000     0.000     0.000     0.000     1.000
    4    4    2   0.2000     0.000     0.000     0.000     1.000
    5    5    2   0.2000     0.000     0.000     0.000     1.000
    6    6    2   0.2000     0.000     0.000     0.000     1.000
    7    7    2   0.2000     0.000     0.000     0.000     1.000
    8    8    2   0.2000     0.000     0.000     0.000     1.000
    9    9    2   0.2000     0.000     0.000     0.000     1.000
   10   10    2   0.2000     0.000     0.000     0.000     1.000
   11   11    2   0.2000     0.000     0.000     0.000     1.000
   12   12    2   0.2000     0.000     0.000     0.000     1.000
   13   13    2   0.2000     0.000     0.000     0.000     1.000
   14   14    2   0.2000     0.000     0.000     0.000     1.000
   15   15    2   0.2000     0.000     0.000     0.000     1.000
   16   16    2   0.2000     0.000     0.000     0.000     1.000
   17   17    2   0.2000     0.000     0.000     0.000     1.000
   18   18    2   0.2000     0.000     0.000     0.000     1.000
   19   19    2   0.2000     0.000     0.000     0.000     1.000
   20   20    2   0.2000     0.000     0.000     0.000     1.000
   21   21    2   0.2000     0.000     0.000     0.000     1.000
   22   22    2   0.2000     0.000     0.000     0.000     1.000
   23   23    2   0.2000     0.000     0.000     0.000     1.000
```

24	24	2	0.2000	0.000	0.000	0.000	1.000
25	25	2	0.2000	0.000	0.000	0.000	1.000
26	26	2	0.2000	0.000	0.000	0.000	1.000
27	27	3	0.2000	0.000	0.000	0.000	1.000
28	28	3	0.2000	0.000	0.000	0.000	1.000
29	29	3	0.2000	0.000	0.000	0.000	1.000
30	30	3	0.2000	0.000	0.000	0.000	1.000
31	31	3	0.2000	0.000	0.000	0.000	1.000
32	32	3	0.2000	0.000	0.000	0.000	1.000
33	33	3	0.2000	0.000	0.000	0.000	1.000
34	34	3	0.2000	0.000	0.000	0.000	1.000
35	35	3	0.2000	0.000	0.000	0.000	1.000
36	36	3	0.2000	0.000	0.000	0.000	1.000
37	37	3	0.2000	0.000	0.000	0.000	1.000
38	38	3	0.2000	0.000	0.000	0.000	1.000
39	39	3	0.2000	0.000	0.000	0.000	1.000
40	40	3	0.2000	0.000	0.000	0.000	1.000
41	41	3	0.2000	0.000	0.000	0.000	1.000
42	42	3	0.2000	0.000	0.000	0.000	1.000
43	43	3	0.2000	0.000	0.000	0.000	1.000
44	44	3	0.2000	0.000	0.000	0.000	1.000
45	45	3	0.2000	0.000	0.000	0.000	1.000
46	46	3	0.2000	0.000	0.000	0.000	1.000
47	47	3	0.1500	0.000	0.000	0.000	1.000
48	48	3	0.1500	0.000	0.000	0.000	1.000
49	49	3	0.2000	0.000	0.000	0.000	1.000
50	50	3	0.2000	0.000	0.000	0.000	1.000
51	51	3	0.2000	0.000	0.000	0.000	1.000
52	52	3	0.2000	0.000	0.000	0.000	1.000
53	53	3	0.2000	0.000	0.000	0.000	1.000
54	54	3	0.2000	0.000	0.000	0.000	1.000
55	55	3	0.2000	0.000	0.000	0.000	1.000
56	56	3	0.2000	0.000	0.000	0.000	1.000
57	57	3	0.2000	0.000	0.000	0.000	1.000
58	58	3	0.2000	0.000	0.000	0.000	1.000
59	59	3	0.2000	0.000	0.000	0.000	1.000
60	60	3	0.2000	0.000	0.000	0.000	1.000
61	61	3	0.2000	0.000	0.000	0.000	1.000
62	62	3	0.2000	0.000	0.000	0.000	1.000
63	63	3	0.2000	0.000	0.000	0.000	1.000
64	64	3	0.2000	0.000	0.000	0.000	1.000
65	65	3	0.2000	0.000	0.000	0.000	1.000
66	66	3	0.2000	0.000	0.000	0.000	1.000
67	67	3	0.2000	0.000	0.000	0.000	1.000
68	68	3	0.2000	0.000	0.000	0.000	1.000
69	69	3	0.2000	0.000	0.000	0.000	1.000
70	70	3	0.2000	0.000	0.000	0.000	1.000
71	71	3	0.2000	0.000	0.000	0.000	1.000
72	72	3	0.2000	0.000	0.000	0.000	1.000
73	73	3	0.2000	0.000	0.000	0.000	1.000
74	74	3	0.2000	0.000	0.000	0.000	1.000
75	75	3	0.2000	0.000	0.000	0.000	1.000
76	76	3	0.2000	0.000	0.000	0.000	1.000
77	77	3	0.2000	0.000	0.000	0.000	1.000
78	78	3	0.2000	0.000	0.000	0.000	1.000
79	79	3	0.1000	0.000	0.000	0.000	1.000

```
+-------------------------------------------------------------------------------------------------------------------------------+
|                   PARATIEPLUS(TM)   NLS ENGINE RELEASE  2018.0    FULL VERSION  *Build date:Nov 13, 2017*                    |
|                                                                                                                               |
|                                    NewProject.BaseDesignSection_28.SISMICASTR_1243                                            |
|                                   Exe Time : 4 September 2018 18:06:54                                                        |
+-------------------------------------------------------------------------------------------------------------------------------+
 ELEMENT GROUP NO.  2

0_R                                                          :
   5  79   0   1   0   0   0   0   0   0   0   0   0   0   0   3   0   0   0   0
.....................................
.........2D PLASTIC SOIL ..........
.....................................

element group behaviour throughout stage analysis

stage   status
------------------
    1   active
    2   active
    3   active
    4   active
    5   active
    6   active

 material set no.    1

 prop( 1) angle              180.000
 prop( 2) layer as foreseen  1.00000


 material set no.    2

 prop( 1) angle              180.000
 prop( 2) layer as foreseen  2.00000


 material set no.    3

 prop( 1) angle              180.000
 prop( 2) layer as foreseen  3.00000


 element data

   el    n  mat      area      .....     .....     .....      flag
-------------------------------------------------------------------

    1    1    2   0.1000     0.000     0.000     0.000     2.000
    2    2    2   0.2000     0.000     0.000     0.000     2.000
    3    3    2   0.2000     0.000     0.000     0.000     2.000
    4    4    2   0.2000     0.000     0.000     0.000     2.000
    5    5    2   0.2000     0.000     0.000     0.000     2.000
    6    6    2   0.2000     0.000     0.000     0.000     2.000
    7    7    2   0.2000     0.000     0.000     0.000     2.000
    8    8    2   0.2000     0.000     0.000     0.000     2.000
    9    9    2   0.2000     0.000     0.000     0.000     2.000
   10   10    2   0.2000     0.000     0.000     0.000     2.000
   11   11    2   0.2000     0.000     0.000     0.000     2.000
   12   12    2   0.2000     0.000     0.000     0.000     2.000
   13   13    2   0.2000     0.000     0.000     0.000     2.000
   14   14    2   0.2000     0.000     0.000     0.000     2.000
   15   15    2   0.2000     0.000     0.000     0.000     2.000
   16   16    2   0.2000     0.000     0.000     0.000     2.000
   17   17    2   0.2000     0.000     0.000     0.000     2.000
   18   18    2   0.2000     0.000     0.000     0.000     2.000
   19   19    2   0.2000     0.000     0.000     0.000     2.000
   20   20    2   0.2000     0.000     0.000     0.000     2.000
   21   21    2   0.2000     0.000     0.000     0.000     2.000
   22   22    2   0.2000     0.000     0.000     0.000     2.000
   23   23    2   0.2000     0.000     0.000     0.000     2.000
```

24	24	2	0.2000	0.000	0.000	0.000	2.000
25	25	2	0.2000	0.000	0.000	0.000	2.000
26	26	2	0.2000	0.000	0.000	0.000	2.000
27	27	3	0.2000	0.000	0.000	0.000	2.000
28	28	3	0.2000	0.000	0.000	0.000	2.000
29	29	3	0.2000	0.000	0.000	0.000	2.000
30	30	3	0.2000	0.000	0.000	0.000	2.000
31	31	3	0.2000	0.000	0.000	0.000	2.000
32	32	3	0.2000	0.000	0.000	0.000	2.000
33	33	3	0.2000	0.000	0.000	0.000	2.000
34	34	3	0.2000	0.000	0.000	0.000	2.000
35	35	3	0.2000	0.000	0.000	0.000	2.000
36	36	3	0.2000	0.000	0.000	0.000	2.000
37	37	3	0.2000	0.000	0.000	0.000	2.000
38	38	3	0.2000	0.000	0.000	0.000	2.000
39	39	3	0.2000	0.000	0.000	0.000	2.000
40	40	3	0.2000	0.000	0.000	0.000	2.000
41	41	3	0.2000	0.000	0.000	0.000	2.000
42	42	3	0.2000	0.000	0.000	0.000	2.000
43	43	3	0.2000	0.000	0.000	0.000	2.000
44	44	3	0.2000	0.000	0.000	0.000	2.000
45	45	3	0.2000	0.000	0.000	0.000	2.000
46	46	3	0.2000	0.000	0.000	0.000	2.000
47	47	3	0.1500	0.000	0.000	0.000	2.000
48	48	3	0.1500	0.000	0.000	0.000	2.000
49	49	3	0.2000	0.000	0.000	0.000	2.000
50	50	3	0.2000	0.000	0.000	0.000	2.000
51	51	3	0.2000	0.000	0.000	0.000	2.000
52	52	3	0.2000	0.000	0.000	0.000	2.000
53	53	3	0.2000	0.000	0.000	0.000	2.000
54	54	3	0.2000	0.000	0.000	0.000	2.000
55	55	3	0.2000	0.000	0.000	0.000	2.000
56	56	3	0.2000	0.000	0.000	0.000	2.000
57	57	3	0.2000	0.000	0.000	0.000	2.000
58	58	3	0.2000	0.000	0.000	0.000	2.000
59	59	3	0.2000	0.000	0.000	0.000	2.000
60	60	3	0.2000	0.000	0.000	0.000	2.000
61	61	3	0.2000	0.000	0.000	0.000	2.000
62	62	3	0.2000	0.000	0.000	0.000	2.000
63	63	3	0.2000	0.000	0.000	0.000	2.000
64	64	3	0.2000	0.000	0.000	0.000	2.000
65	65	3	0.2000	0.000	0.000	0.000	2.000
66	66	3	0.2000	0.000	0.000	0.000	2.000
67	67	3	0.2000	0.000	0.000	0.000	2.000
68	68	3	0.2000	0.000	0.000	0.000	2.000
69	69	3	0.2000	0.000	0.000	0.000	2.000
70	70	3	0.2000	0.000	0.000	0.000	2.000
71	71	3	0.2000	0.000	0.000	0.000	2.000
72	72	3	0.2000	0.000	0.000	0.000	2.000
73	73	3	0.2000	0.000	0.000	0.000	2.000
74	74	3	0.2000	0.000	0.000	0.000	2.000
75	75	3	0.2000	0.000	0.000	0.000	2.000
76	76	3	0.2000	0.000	0.000	0.000	2.000
77	77	3	0.2000	0.000	0.000	0.000	2.000
78	78	3	0.2000	0.000	0.000	0.000	2.000
79	79	3	0.1000	0.000	0.000	0.000	2.000

```
+-----------------------------------------------------------------------------------------------------------------------+
|                   PARATIEPLUS(TM)   NLS ENGINE RELEASE  2018.0    FULL VERSION  *Build date:Nov 13, 2017*              |
|                                                                                                                       |
|                                    NewProject.BaseDesignSection_28.SISMICASTR_1243                                    |
|                                   Exe Time : 4 September 2018 18:06:54                                                |
+-----------------------------------------------------------------------------------------------------------------------+
 ELEMENT GROUP NO.  3

WallElement_33                                          :
   2  78   0   1   0   0   0   0   0   0   0   0   0   0   1   0   0   1   0
.....................................
.........2D WALL ELEMENT...........
.....................................

element group behaviour throughout stage analysis

stage   status
------------------
    1   active
    2   active
    3   active
    4   active
    5   active
    6   active

 material set no.    1

 prop( 1) young modulus      0.314800E+08
 prop( 2) modification  time  0.00000
 prop( 3) new young modulus   0.00000
 prop( 4) poisson ratio       0.00000
 prop( 5) future ............0.294300E-43

 no. of step variable items:     1
 step  inertia multipier
--------------------------
    1   1.000
    2   1.000
    3   1.000
    4   1.000
    5   1.000
    6   1.000

 element data

   el   na   nb  mat      erc1      erc2     thick      by-i      by-j
-------------------------------------------------------------

    1    1    2    1    0.000     0.000    0.9794     0.000     0.000
    2    2    3    1    0.000     0.000    0.9794     0.000     0.000
    3    3    4    1    0.000     0.000    0.9794     0.000     0.000
    4    4    5    1    0.000     0.000    0.9794     0.000     0.000
    5    5    6    1    0.000     0.000    0.9794     0.000     0.000
    6    6    7    1    0.000     0.000    0.9794     0.000     0.000
    7    7    8    1    0.000     0.000    0.9794     0.000     0.000
    8    8    9    1    0.000     0.000    0.9794     0.000     0.000
    9    9   10    1    0.000     0.000    0.9794     0.000     0.000
   10   10   11    1    0.000     0.000    0.9794     0.000     0.000
   11   11   12    1    0.000     0.000    0.9794     0.000     0.000
   12   12   13    1    0.000     0.000    0.9794     0.000     0.000
   13   13   14    1    0.000     0.000    0.9794     0.000     0.000
   14   14   15    1    0.000     0.000    0.9794     0.000     0.000
   15   15   16    1    0.000     0.000    0.9794     0.000     0.000
   16   16   17    1    0.000     0.000    0.9794     0.000     0.000
   17   17   18    1    0.000     0.000    0.9794     0.000     0.000
   18   18   19    1    0.000     0.000    0.9794     0.000     0.000
   19   19   20    1    0.000     0.000    0.9794     0.000     0.000
   20   20   21    1    0.000     0.000    0.9794     0.000     0.000
   21   21   22    1    0.000     0.000    0.9794     0.000     0.000
   22   22   23    1    0.000     0.000    0.9794     0.000     0.000
   23   23   24    1    0.000     0.000    0.9794     0.000     0.000
```

24	24	25	1	0.000	0.000	0.9794	0.000	0.000
25	25	26	1	0.000	0.000	0.9794	0.000	0.000
26	26	27	1	0.000	0.000	0.9794	0.000	0.000
27	27	28	1	0.000	0.000	0.9794	0.000	0.000
28	28	29	1	0.000	0.000	0.9794	0.000	0.000
29	29	30	1	0.000	0.000	0.9794	0.000	0.000
30	30	31	1	0.000	0.000	0.9794	0.000	0.000
31	31	32	1	0.000	0.000	0.9794	0.000	0.000
32	32	33	1	0.000	0.000	0.9794	0.000	0.000
33	33	34	1	0.000	0.000	0.9794	0.000	0.000
34	34	35	1	0.000	0.000	0.9794	0.000	0.000
35	35	36	1	0.000	0.000	0.9794	0.000	0.000
36	36	37	1	0.000	0.000	0.9794	0.000	0.000
37	37	38	1	0.000	0.000	0.9794	0.000	0.000
38	38	39	1	0.000	0.000	0.9794	0.000	0.000
39	39	40	1	0.000	0.000	0.9794	0.000	0.000
40	40	41	1	0.000	0.000	0.9794	0.000	0.000
41	41	42	1	0.000	0.000	0.9794	0.000	0.000
42	42	43	1	0.000	0.000	0.9794	0.000	0.000
43	43	44	1	0.000	0.000	0.9794	0.000	0.000
44	44	45	1	0.000	0.000	0.9794	0.000	0.000
45	45	46	1	0.000	0.000	0.9794	0.000	0.000
46	46	47	1	0.000	0.000	0.9794	0.000	0.000
47	47	48	1	0.000	0.000	0.9794	0.000	0.000
48	48	49	1	0.000	0.000	0.9794	0.000	0.000
49	49	50	1	0.000	0.000	0.9794	0.000	0.000
50	50	51	1	0.000	0.000	0.9794	0.000	0.000
51	51	52	1	0.000	0.000	0.9794	0.000	0.000
52	52	53	1	0.000	0.000	0.9794	0.000	0.000
53	53	54	1	0.000	0.000	0.9794	0.000	0.000
54	54	55	1	0.000	0.000	0.9794	0.000	0.000
55	55	56	1	0.000	0.000	0.9794	0.000	0.000
56	56	57	1	0.000	0.000	0.9794	0.000	0.000
57	57	58	1	0.000	0.000	0.9794	0.000	0.000
58	58	59	1	0.000	0.000	0.9794	0.000	0.000
59	59	60	1	0.000	0.000	0.9794	0.000	0.000
60	60	61	1	0.000	0.000	0.9794	0.000	0.000
61	61	62	1	0.000	0.000	0.9794	0.000	0.000
62	62	63	1	0.000	0.000	0.9794	0.000	0.000
63	63	64	1	0.000	0.000	0.9794	0.000	0.000
64	64	65	1	0.000	0.000	0.9794	0.000	0.000
65	65	66	1	0.000	0.000	0.9794	0.000	0.000
66	66	67	1	0.000	0.000	0.9794	0.000	0.000
67	67	68	1	0.000	0.000	0.9794	0.000	0.000
68	68	69	1	0.000	0.000	0.9794	0.000	0.000
69	69	70	1	0.000	0.000	0.9794	0.000	0.000
70	70	71	1	0.000	0.000	0.9794	0.000	0.000
71	71	72	1	0.000	0.000	0.9794	0.000	0.000
72	72	73	1	0.000	0.000	0.9794	0.000	0.000
73	73	74	1	0.000	0.000	0.9794	0.000	0.000
74	74	75	1	0.000	0.000	0.9794	0.000	0.000
75	75	76	1	0.000	0.000	0.9794	0.000	0.000
76	76	77	1	0.000	0.000	0.9794	0.000	0.000
77	77	78	1	0.000	0.000	0.9794	0.000	0.000
78	78	79	1	0.000	0.000	0.9794	0.000	0.000

```
+-------------------------------------------------------------------------------------------------------------------------------+
|                   PARATIEPLUS(TM)   NLS ENGINE RELEASE  2018.0    FULL VERSION  *Build date:Nov 13, 2017*                     |
|                                                                                                                               |
|                                    NewProject.BaseDesignSection_28.SISMICASTR_1243                                            |
|                                   Exe Time : 4 September 2018 18:06:54                                                        |
+-------------------------------------------------------------------------------------------------------------------------------+
 ELEMENT GROUP NO.  4

WallElement_New_76649                                          :
   2  47   0   1   0   1   0   0   0   0   0   0   0   0   0   1   0   0   1   0
.....................................
.........2D WALL ELEMENT...........
.....................................
** REMARK: ELEMENTS IN THIS GROUP ARE CONNECTED TO SLAVE D.O.F.s **


element group behaviour throughout stage analysis

stage   status
------------------
    1  inactive
    2  inactive
    3  inactive
    4  inactive
    5  inactive
    6   active

 material set no.    1

 prop( 1) young modulus      0.299600E+08
 prop( 2) modification  time  0.00000
 prop( 3) new young modulus   0.00000
 prop( 4) poisson ratio       0.00000
 prop( 5) future ............ 0.00000

 no. of step variable items:     1
 step  inertia multipier
--------------------------
    1   1.000
    2   1.000
    3   1.000
    4   1.000
    5   1.000
    6   1.000

 element data

   el   na   nb  mat      erc1      erc2     thick      by-i      by-j
-------------------------------------------------------------

    1    1    2    1    0.000     0.000    0.2000     0.000     0.000
    2    2    3    1    0.000     0.000    0.2000     0.000     0.000
    3    3    4    1    0.000     0.000    0.2000     0.000     0.000
    4    4    5    1    0.000     0.000    0.2000     0.000     0.000
    5    5    6    1    0.000     0.000    0.2000     0.000     0.000
    6    6    7    1    0.000     0.000    0.2000     0.000     0.000
    7    7    8    1    0.000     0.000    0.2000     0.000     0.000
    8    8    9    1    0.000     0.000    0.2000     0.000     0.000
    9    9   10    1    0.000     0.000    0.2000     0.000     0.000
   10   10   11    1    0.000     0.000    0.2000     0.000     0.000
   11   11   12    1    0.000     0.000    0.2000     0.000     0.000
   12   12   13    1    0.000     0.000    0.2000     0.000     0.000
   13   13   14    1    0.000     0.000    0.2000     0.000     0.000
   14   14   15    1    0.000     0.000    0.2000     0.000     0.000
   15   15   16    1    0.000     0.000    0.2000     0.000     0.000
   16   16   17    1    0.000     0.000    0.2000     0.000     0.000
   17   17   18    1    0.000     0.000    0.2000     0.000     0.000
   18   18   19    1    0.000     0.000    0.2000     0.000     0.000
   19   19   20    1    0.000     0.000    0.2000     0.000     0.000
   20   20   21    1    0.000     0.000    0.2000     0.000     0.000
   21   21   22    1    0.000     0.000    0.2000     0.000     0.000
```

22	22	23	1	0.000	0.000	0.2000	0.000	0.000
23	23	24	1	0.000	0.000	0.2000	0.000	0.000
24	24	25	1	0.000	0.000	0.2000	0.000	0.000
25	25	26	1	0.000	0.000	0.2000	0.000	0.000
26	26	27	1	0.000	0.000	0.2000	0.000	0.000
27	27	28	1	0.000	0.000	0.2000	0.000	0.000
28	28	29	1	0.000	0.000	0.2000	0.000	0.000
29	29	30	1	0.000	0.000	0.2000	0.000	0.000
30	30	31	1	0.000	0.000	0.2000	0.000	0.000
31	31	32	1	0.000	0.000	0.2000	0.000	0.000
32	32	33	1	0.000	0.000	0.2000	0.000	0.000
33	33	34	1	0.000	0.000	0.2000	0.000	0.000
34	34	35	1	0.000	0.000	0.2000	0.000	0.000
35	35	36	1	0.000	0.000	0.2000	0.000	0.000
36	36	37	1	0.000	0.000	0.2000	0.000	0.000
37	37	38	1	0.000	0.000	0.2000	0.000	0.000
38	38	39	1	0.000	0.000	0.2000	0.000	0.000
39	39	40	1	0.000	0.000	0.2000	0.000	0.000
40	40	41	1	0.000	0.000	0.2000	0.000	0.000
41	41	42	1	0.000	0.000	0.2000	0.000	0.000
42	42	43	1	0.000	0.000	0.2000	0.000	0.000
43	43	44	1	0.000	0.000	0.2000	0.000	0.000
44	44	45	1	0.000	0.000	0.2000	0.000	0.000
45	45	46	1	0.000	0.000	0.2000	0.000	0.000
46	46	47	1	0.000	0.000	0.2000	0.000	0.000
47	47	48	1	0.000	0.000	0.2000	0.000	0.000

```
+-------------------------------------------------------------------------------------------------------------------------------+
|                   PARATIEPLUS(TM)   NLS ENGINE RELEASE  2018.0    FULL VERSION  *Build date:Nov 13, 2017*                    |
|                                                                                                                               |
|                                    NewProject.BaseDesignSection_28.SISMICASTR_1243                                            |
|                                   Exe Time : 4 September 2018 18:06:54                                                        |
+-------------------------------------------------------------------------------------------------------------------------------+
 ELEMENT GROUP NO.  5

Tieback_175                                                 :
   6   1   0   1   0   0   0   0   0   0   0   0   0   0   0   1   0   0   2   0
.....................................
.........2D POST-TENSION ANCHOR....
.....................................

element group behaviour throughout stage analysis

stage   status
------------------
    1  inactive
    2  inactive
    3   active
    4   active
    5   active
    6   active

 material set no.    1

 prop( 1) angle          30.0000
 prop( 2) young modulus 0.200100E+09
 prop( 3) modification  time  0.00000
 prop( 4) new young modulus   0.00000

 no. of step variable items:     2
 step   -ve lim     +ve lim
-----------------------------
    1   0.000       0.000
    2   0.000       0.000
    3   0.000       0.000
    4   0.000       0.000
    5   0.000       0.000
    6   0.000       0.000

 element data

   el    n  mat       a/l     pinit    yieldc    yieldt
-----------------------------------------------------------

    1    1    1   0.7290E-05 138.5     0.000     0.000
```

```
+-------------------------------------------------------------------------------------------------------------------------+
|                   PARATIEPLUS(TM)   NLS ENGINE RELEASE  2018.0    FULL VERSION  *Build date:Nov 13, 2017*              |
|                                                                                                                         |
|                                    NewProject.BaseDesignSection_28.SISMICASTR_1243                                      |
|                                   Exe Time : 4 September 2018 18:06:54                                                  |
+-------------------------------------------------------------------------------------------------------------------------+


NO. OF NODAL LOADS  (NLOAD) ...................    0
NO. OF LOAD CURVES  (NLCUR) ...................   12
MAXIMUM POINTS/LCURVE (NPTM)...................    5
```

```
+-------------------------------------------------------------------------------------------------------------------------+
|                  PARATIEPLUS(TM)   NLS ENGINE RELEASE  2018.0    FULL VERSION  *Build date:Nov 13, 2017*              |
|                                                                                                                         |
|                                    NewProject.BaseDesignSection_28.SISMICASTR_1243                                      |
|                                   Exe Time : 4 September 2018 18:06:54                                                  |
+-------------------------------------------------------------------------------------------------------------------------+
L O A D     D A T A


    LOAD FUNCTION NUMBER   =    1
    NUMBER OF TIME POINTS  =    5

    TIME VALUE      FUNCTION

       0.00000    0.0000E+00
       0.80000    0.0000E+00
       1.00000    0.1000E+01
       1.20000    0.0000E+00
       7.00000    0.0000E+00


    LOAD FUNCTION NUMBER   =    2
    NUMBER OF TIME POINTS  =    5

    TIME VALUE      FUNCTION

       0.00000    0.0000E+00
       1.80000    0.0000E+00
       2.00000    0.1000E+01
       2.20000    0.0000E+00
       7.00000    0.0000E+00


    LOAD FUNCTION NUMBER   =    3
    NUMBER OF TIME POINTS  =    5

    TIME VALUE      FUNCTION

       0.00000    0.0000E+00
       2.80000    0.0000E+00
       3.00000    0.1000E+01
       3.20000    0.0000E+00
       7.00000    0.0000E+00


    LOAD FUNCTION NUMBER   =    4
    NUMBER OF TIME POINTS  =    5

    TIME VALUE      FUNCTION

       0.00000    0.0000E+00
       3.80000    0.0000E+00
       4.00000    0.1000E+01
       4.20000    0.0000E+00
       7.00000    0.0000E+00


    LOAD FUNCTION NUMBER   =    5
    NUMBER OF TIME POINTS  =    5

    TIME VALUE      FUNCTION

       0.00000    0.0000E+00
       4.80000    0.0000E+00
       5.00000    0.1000E+01
       5.20000    0.0000E+00
```

```
   7.00000    0.0000E+00


LOAD FUNCTION NUMBER   =    6
NUMBER OF TIME POINTS  =    5

TIME VALUE      FUNCTION

   0.00000    0.0000E+00
   5.80000    0.0000E+00
   6.00000    0.1000E+01
   6.20000    0.0000E+00
   7.00000    0.0000E+00


LOAD FUNCTION NUMBER   =    7
NUMBER OF TIME POINTS  =    4

TIME VALUE      FUNCTION

   0.00000    0.0000E+00
   0.80000    0.0000E+00
   1.00000    0.1000E+01
   7.00000    0.1000E+01


LOAD FUNCTION NUMBER   =    8
NUMBER OF TIME POINTS  =    4

TIME VALUE      FUNCTION

   0.00000    0.0000E+00
   1.80000    0.0000E+00
   2.00000    0.1000E+01
   7.00000    0.1000E+01


LOAD FUNCTION NUMBER   =    9
NUMBER OF TIME POINTS  =    4

TIME VALUE      FUNCTION

   0.00000    0.0000E+00
   2.80000    0.0000E+00
   3.00000    0.1000E+01
   7.00000    0.1000E+01


LOAD FUNCTION NUMBER   =   10
NUMBER OF TIME POINTS  =    4

TIME VALUE      FUNCTION

   0.00000    0.0000E+00
   3.80000    0.0000E+00
   4.00000    0.1000E+01
   7.00000    0.1000E+01


LOAD FUNCTION NUMBER   =   11
NUMBER OF TIME POINTS  =    4

TIME VALUE      FUNCTION

   0.00000    0.0000E+00
   4.80000    0.0000E+00
   5.00000    0.1000E+01
   7.00000    0.1000E+01
```

```
     LOAD FUNCTION NUMBER   =   12
     NUMBER OF TIME POINTS  =    4

     TIME VALUE      FUNCTION

        0.00000    0.0000E+00
        5.80000    0.0000E+00
        6.00000    0.1000E+01
        7.00000    0.1000E+01


 PROCESSING DISTRIBUTED LOADS CARD NO.    1
  AT Y-COORD  0.000     Z-COORD -9.300     PRESSURE  2.617
                        Z-COORD  0.000     PRESSURE  2.617
  L.CURVE        6

 NO. OF GENERATED NODAL FORCES    48
 NODE          Z-LVL               FORCE /  NODE          Z-LVL               FORCE /  NODE          Z-LVL
FORCE /

   48     -.9300E+01       0.1308552E+00 /    47     -.9200E+01       0.3925552E+00 /    46     -.9000E+01
0.5234000E+00 /
   45     -.8800E+01       0.5233987E+00 /    44     -.8600E+01       0.5233987E+00 /    43     -.8400E+01
0.5234000E+00 /
   42     -.8200E+01       0.5234000E+00 /    41     -.8000E+01       0.5234000E+00 /    40     -.7800E+01
0.5234000E+00 /
   39     -.7600E+01       0.5234000E+00 /    38     -.7400E+01       0.5234000E+00 /    37     -.7200E+01
0.5233987E+00 /
   36     -.7000E+01       0.5233987E+00 /    35     -.6800E+01       0.5234000E+00 /    34     -.6600E+01
0.5234000E+00 /
   33     -.6400E+01       0.5234000E+00 /    32     -.6200E+01       0.5233987E+00 /    31     -.6000E+01
0.5233987E+00 /
   30     -.5800E+01       0.5234000E+00 /    29     -.5600E+01       0.5234000E+00 /    28     -.5400E+01
0.5234000E+00 /
   27     -.5200E+01       0.5233987E+00 /    26     -.5000E+01       0.5233987E+00 /    25     -.4800E+01
0.5234000E+00 /
   24     -.4600E+01       0.5234000E+00 /    23     -.4400E+01       0.5234000E+00 /    22     -.4200E+01
0.5234000E+00 /
   21     -.4000E+01       0.5233987E+00 /    20     -.3800E+01       0.5233987E+00 /    19     -.3600E+01
0.5234000E+00 /
   18     -.3400E+01       0.5234000E+00 /    17     -.3200E+01       0.5234013E+00 /    16     -.3000E+01
0.5234013E+00 /
   15     -.2800E+01       0.5234000E+00 /    14     -.2600E+01       0.5234000E+00 /    13     -.2400E+01
0.5234000E+00 /
   12     -.2200E+01       0.5234000E+00 /    11     -.2000E+01       0.5234000E+00 /    10     -.1800E+01
0.5234000E+00 /
    9     -.1600E+01       0.5234000E+00 /     8     -.1400E+01       0.5234000E+00 /     7     -.1200E+01
0.5234000E+00 /
    6     -.1000E+01       0.5234000E+00 /     5     -.8000E+00       0.5234000E+00 /     4     -.6000E+00
0.5234000E+00 /
    3     -.4000E+00       0.5234000E+00 /     2     -.2000E+00       0.5234000E+00 /     1     0.0000E+00
0.2617000E+00 /

  OVERALL APPLIED Y FORCE FOR CURRENT DISTRIBUTED LOAD               24.338


 PROCESSING DISTRIBUTED LOADS CARD NO.    2
  AT Y-COORD  0.000     Z-COORD -9.300     PRESSURE 0.6016
                        Z-COORD  0.000     PRESSURE 0.6016
  L.CURVE        6

 NO. OF GENERATED NODAL FORCES    48
 NODE          Z-LVL               FORCE /  NODE          Z-LVL               FORCE /  NODE          Z-LVL
FORCE /

   48     -.9300E+01       0.3008120E-01 /    47     -.9200E+01       0.9024120E-01 /    46     -.9000E+01
0.1203200E+00 /
   45     -.8800E+01       0.1203197E+00 /    44     -.8600E+01       0.1203197E+00 /    43     -.8400E+01
0.1203200E+00 /
   42     -.8200E+01       0.1203200E+00 /    41     -.8000E+01       0.1203200E+00 /    40     -.7800E+01
```

```
0.1203200E+00 /
   39     -.7600E+01       0.1203200E+00 /    38     -.7400E+01       0.1203200E+00 /    37     -.7200E+01
0.1203197E+00 /
   36     -.7000E+01       0.1203197E+00 /    35     -.6800E+01       0.1203200E+00 /    34     -.6600E+01
0.1203200E+00 /
   33     -.6400E+01       0.1203200E+00 /    32     -.6200E+01       0.1203197E+00 /    31     -.6000E+01
0.1203197E+00 /
   30     -.5800E+01       0.1203200E+00 /    29     -.5600E+01       0.1203200E+00 /    28     -.5400E+01
0.1203200E+00 /
   27     -.5200E+01       0.1203197E+00 /    26     -.5000E+01       0.1203197E+00 /    25     -.4800E+01
0.1203200E+00 /
   24     -.4600E+01       0.1203200E+00 /    23     -.4400E+01       0.1203200E+00 /    22     -.4200E+01
0.1203200E+00 /
   21     -.4000E+01       0.1203197E+00 /    20     -.3800E+01       0.1203197E+00 /    19     -.3600E+01
0.1203200E+00 /
   18     -.3400E+01       0.1203200E+00 /    17     -.3200E+01       0.1203203E+00 /    16     -.3000E+01
0.1203203E+00 /
   15     -.2800E+01       0.1203200E+00 /    14     -.2600E+01       0.1203200E+00 /    13     -.2400E+01
0.1203200E+00 /
   12     -.2200E+01       0.1203200E+00 /    11     -.2000E+01       0.1203200E+00 /    10     -.1800E+01
0.1203200E+00 /
    9     -.1600E+01       0.1203200E+00 /     8     -.1400E+01       0.1203200E+00 /     7     -.1200E+01
0.1203200E+00 /
    6     -.1000E+01       0.1203200E+00 /     5     -.8000E+00       0.1203200E+00 /     4     -.6000E+00
0.1203200E+00 /
    3     -.4000E+00       0.1203200E+00 /     2     -.2000E+00       0.1203200E+00 /     1     0.0000E+00       0.6016000E-
01 /

  OVERALL APPLIED Y FORCE FOR CURRENT DISTRIBUTED LOAD               5.5949


 NO. OF DISTRIBUTED LOAD CARDS     2
```

```
+-------------------------------------------------------------------------------------------------------------------------+
|                   PARATIEPLUS(TM)   NLS ENGINE RELEASE  2018.0    FULL VERSION  *Build date:Nov 13, 2017*              |
|                                                                                                                         |
|                                    NewProject.BaseDesignSection_28.SISMICASTR_1243                                      |
|                                   Exe Time : 4 September 2018 18:06:54                                                  |
+-------------------------------------------------------------------------------------------------------------------------+
L O A D     B A L A N C E

STEP     1 TOTAL APPLIED LOAD IN DIR.  2  Y-DISPL.F       0.0000000
STEP     1 TOTAL APPLIED LOAD IN DIR.  4   X-ROT. F       0.0000000
STEP     1 TOTAL APPLIED LOAD IN DIR.  8  Y-DISPL.S       0.0000000
STEP     1 TOTAL APPLIED LOAD IN DIR. 10   X-ROT. S       0.0000000
STEP     1 TOTAL APPLIED LOAD IN DIR. 14  Y-FORCE         0.0000000

STEP     2 TOTAL APPLIED LOAD IN DIR.  2  Y-DISPL.F       0.0000000
STEP     2 TOTAL APPLIED LOAD IN DIR.  4   X-ROT. F       0.0000000
STEP     2 TOTAL APPLIED LOAD IN DIR.  8  Y-DISPL.S       0.0000000
STEP     2 TOTAL APPLIED LOAD IN DIR. 10   X-ROT. S       0.0000000
STEP     2 TOTAL APPLIED LOAD IN DIR. 14  Y-FORCE         0.0000000

STEP     3 TOTAL APPLIED LOAD IN DIR.  2  Y-DISPL.F       0.0000000
STEP     3 TOTAL APPLIED LOAD IN DIR.  4   X-ROT. F       0.0000000
STEP     3 TOTAL APPLIED LOAD IN DIR.  8  Y-DISPL.S       0.0000000
STEP     3 TOTAL APPLIED LOAD IN DIR. 10   X-ROT. S       0.0000000
STEP     3 TOTAL APPLIED LOAD IN DIR. 14  Y-FORCE         0.0000000

STEP     4 TOTAL APPLIED LOAD IN DIR.  2  Y-DISPL.F       0.0000000
STEP     4 TOTAL APPLIED LOAD IN DIR.  4   X-ROT. F       0.0000000
STEP     4 TOTAL APPLIED LOAD IN DIR.  8  Y-DISPL.S       0.0000000
STEP     4 TOTAL APPLIED LOAD IN DIR. 10   X-ROT. S       0.0000000
STEP     4 TOTAL APPLIED LOAD IN DIR. 14  Y-FORCE         0.0000000

STEP     5 TOTAL APPLIED LOAD IN DIR.  2  Y-DISPL.F       0.0000000
STEP     5 TOTAL APPLIED LOAD IN DIR.  4   X-ROT. F       0.0000000
STEP     5 TOTAL APPLIED LOAD IN DIR.  8  Y-DISPL.S       0.0000000
STEP     5 TOTAL APPLIED LOAD IN DIR. 10   X-ROT. S       0.0000000
STEP     5 TOTAL APPLIED LOAD IN DIR. 14  Y-FORCE         0.0000000

STEP     6 TOTAL APPLIED LOAD IN DIR.  2  Y-DISPL.F       29.932980
STEP     6 TOTAL APPLIED LOAD IN DIR.  4   X-ROT. F       0.0000000
STEP     6 TOTAL APPLIED LOAD IN DIR.  8  Y-DISPL.S       0.0000000
STEP     6 TOTAL APPLIED LOAD IN DIR. 10   X-ROT. S       0.0000000
STEP     6 TOTAL APPLIED LOAD IN DIR. 14  Y-FORCE         0.0000000


                    LOAD INPUT SECTION COMPLETED
```

```
+-------------------------------------------------------------------------------------------------------------------------+
|                   PARATIEPLUS(TM)   NLS ENGINE RELEASE  2018.0    FULL VERSION  *Build date:Nov 13, 2017*              |
|                                                                                                                         |
|                                    NewProject.BaseDesignSection_28.SISMICASTR_1243                                      |
|                                   Exe Time : 4 September 2018 18:06:54                                                  |
+-------------------------------------------------------------------------------------------------------------------------+


NO. OF LAYERS ..............................    3
NO. OF DATA PER LAYER.......................  100
```

```
+-------------------------------------------------------------------------------------------------------------------------+
|                   PARATIEPLUS(TM)   NLS ENGINE RELEASE  2018.0    FULL VERSION  *Build date:Nov 13, 2017*              |
|                                                                                                                         |
|                                    NewProject.BaseDesignSection_28.SISMICASTR_1243                                      |
|                                   Exe Time : 4 September 2018 18:06:54                                                  |
+-------------------------------------------------------------------------------------------------------------------------+

LAYER DESCRIPTORS FOR STEP NO.    1


 NON ZERO LAYER DESCRIPTORS FOR LAYER NO.    1 FOR STEP NO.    1

ITEM NO.   1<NAME    >=  16.000     (BOTH WALLS)
ITEM NO.   2<NATURE  >=  1.0000     (BOTH WALLS)
ITEM NO.   3<LEVEL   >=  3.0000     (BOTH WALLS)
ITEM NO.   4<WALL    >=  1.0000     (BOTH WALLS)
ITEM NO.   5<GAMMAD  >=  19.000     (BOTH WALLS)
ITEM NO.   6<GAMMAB  >=  10.000     (BOTH WALLS)
ITEM NO.   7<GAMMAW  >=  10.000     (BOTH WALLS)
ITEM NO.   9<U-FRICT >=  38.000     (BOTH WALLS)
ITEM NO.  10<U-KA    >= 0.23800     WALL NO.        1
ITEM NO.  11<U-KP    >=  7.2320     WALL NO.        1
ITEM NO.  12<K0-NC   >= 0.50000     (BOTH WALLS)
ITEM NO.  13<NEXP    >= 0.50000     (BOTH WALLS)
ITEM NO.  14<OCR     >=  1.0000     (BOTH WALLS)
ITEM NO.  16<MODEL   >=  1.0000     (BOTH WALLS)
ITEM NO.  17<EVC     >=  15000.     (BOTH WALLS)
ITEM NO.  18<EUR     >=  45000.     (BOTH WALLS)
ITEM NO.  27<U-PERM  >= 0.10000E-03 (BOTH WALLS)
ITEM NO.  52<D-NATURE>=  1.0000     (BOTH WALLS)
ITEM NO.  53<D-LEVEL >=  0.0000     (BOTH WALLS)
ITEM NO.  59<D-FRICT >=  38.000     (BOTH WALLS)
ITEM NO.  60<D-KA    >= 0.23800     WALL NO.        1
ITEM NO.  61<D-KP    >=  7.2320     WALL NO.        1
ITEM NO.  77<D-PERM  >= 0.10000E-03 (BOTH WALLS)

 NON ZERO LAYER DESCRIPTORS FOR LAYER NO.    2 FOR STEP NO.    1

ITEM NO.   1<NAME    >=  17.000     (BOTH WALLS)
ITEM NO.   2<NATURE  >=  1.0000     (BOTH WALLS)
ITEM NO.   3<LEVEL   >=  0.0000     (BOTH WALLS)
ITEM NO.   4<WALL    >=  1.0000     (BOTH WALLS)
ITEM NO.   5<GAMMAD  >=  16.000     (BOTH WALLS)
ITEM NO.   6<GAMMAB  >=  6.0000     (BOTH WALLS)
ITEM NO.   7<GAMMAW  >=  10.000     (BOTH WALLS)
ITEM NO.   9<U-FRICT >=  30.000     (BOTH WALLS)
ITEM NO.  10<U-KA    >= 0.33300     WALL NO.        1
ITEM NO.  11<U-KP    >=  4.2880     WALL NO.        1
ITEM NO.  12<K0-NC   >= 0.50000     (BOTH WALLS)
ITEM NO.  13<NEXP    >= 0.50000     (BOTH WALLS)
ITEM NO.  14<OCR     >=  1.0000     (BOTH WALLS)
ITEM NO.  16<MODEL   >=  1.0000     (BOTH WALLS)
ITEM NO.  17<EVC     >=  30000.     (BOTH WALLS)
ITEM NO.  18<EUR     >=  48000.     (BOTH WALLS)
ITEM NO.  27<U-PERM  >= 0.10000E-04 (BOTH WALLS)
ITEM NO.  52<D-NATURE>=  1.0000     (BOTH WALLS)
ITEM NO.  53<D-LEVEL >=  0.0000     (BOTH WALLS)
ITEM NO.  59<D-FRICT >=  30.000     (BOTH WALLS)
ITEM NO.  60<D-KA    >= 0.33300     WALL NO.        1
ITEM NO.  61<D-KP    >=  4.2880     WALL NO.        1
ITEM NO.  77<D-PERM  >= 0.10000E-04 (BOTH WALLS)

 NON ZERO LAYER DESCRIPTORS FOR LAYER NO.    3 FOR STEP NO.    1

ITEM NO.   1<NAME    >=  18.000     (BOTH WALLS)
ITEM NO.   2<NATURE  >=  1.0000     (BOTH WALLS)
ITEM NO.   3<LEVEL   >= -5.0000     (BOTH WALLS)
ITEM NO.   4<WALL    >=  1.0000     (BOTH WALLS)
ITEM NO.   5<GAMMAD  >=  16.000     (BOTH WALLS)
ITEM NO.   6<GAMMAB  >=  6.0000     (BOTH WALLS)
ITEM NO.   7<GAMMAW  >=  10.000     (BOTH WALLS)
```

```
ITEM NO.   8<U-COHE  >=  1.0000     (BOTH WALLS)
ITEM NO.   9<U-FRICT >=  33.000     (BOTH WALLS)
ITEM NO.  10<U-KA    >= 0.29500     WALL NO.        1
ITEM NO.  11<U-KP    >=  5.8490     WALL NO.        1
ITEM NO.  12<K0-NC   >= 0.50000     (BOTH WALLS)
ITEM NO.  13<NEXP    >= 0.50000     (BOTH WALLS)
ITEM NO.  14<OCR     >=  1.0000     (BOTH WALLS)
ITEM NO.  16<MODEL   >=  1.0000     (BOTH WALLS)
ITEM NO.  17<EVC     >=  68000.     (BOTH WALLS)
ITEM NO.  18<EUR     >= 0.10880E+06 (BOTH WALLS)
ITEM NO.  27<U-PERM  >= 0.10000E-04 (BOTH WALLS)
ITEM NO.  52<D-NATURE>=  1.0000     (BOTH WALLS)
ITEM NO.  53<D-LEVEL >=  0.0000     (BOTH WALLS)
ITEM NO.  58<D-COHE  >=  1.0000     (BOTH WALLS)
ITEM NO.  59<D-FRICT >=  33.000     (BOTH WALLS)
ITEM NO.  60<D-KA    >= 0.29500     WALL NO.        1
ITEM NO.  61<D-KP    >=  5.1600     WALL NO.        1
ITEM NO.  77<D-PERM  >= 0.10000E-04 (BOTH WALLS)

LAYER DESCRIPTORS FOR STEP NO.    2


 NON ZERO LAYER DESCRIPTORS FOR LAYER NO.    1 FOR STEP NO.    2

ITEM NO.   1<NAME    >=  16.000     (BOTH WALLS)
ITEM NO.   2<NATURE  >=  1.0000     (BOTH WALLS)
ITEM NO.   3<LEVEL   >=  3.0000     (BOTH WALLS)
ITEM NO.   4<WALL    >=  1.0000     (BOTH WALLS)
ITEM NO.   5<GAMMAD  >=  19.000     (BOTH WALLS)
ITEM NO.   6<GAMMAB  >=  10.000     (BOTH WALLS)
ITEM NO.   7<GAMMAW  >=  10.000     (BOTH WALLS)
ITEM NO.   9<U-FRICT >=  38.000     (BOTH WALLS)
ITEM NO.  10<U-KA    >= 0.23800     WALL NO.        1
ITEM NO.  11<U-KP    >=  7.2320     WALL NO.        1
ITEM NO.  12<K0-NC   >= 0.50000     (BOTH WALLS)
ITEM NO.  13<NEXP    >= 0.50000     (BOTH WALLS)
ITEM NO.  14<OCR     >=  1.0000     (BOTH WALLS)
ITEM NO.  16<MODEL   >=  1.0000     (BOTH WALLS)
ITEM NO.  17<EVC     >=  15000.     (BOTH WALLS)
ITEM NO.  18<EUR     >=  45000.     (BOTH WALLS)
ITEM NO.  27<U-PERM  >= 0.10000E-03 (BOTH WALLS)
ITEM NO.  52<D-NATURE>=  1.0000     (BOTH WALLS)
ITEM NO.  53<D-LEVEL >=  0.0000     (BOTH WALLS)
ITEM NO.  59<D-FRICT >=  38.000     (BOTH WALLS)
ITEM NO.  60<D-KA    >= 0.23800     WALL NO.        1
ITEM NO.  61<D-KP    >=  7.2320     WALL NO.        1
ITEM NO.  77<D-PERM  >= 0.10000E-03 (BOTH WALLS)

 NON ZERO LAYER DESCRIPTORS FOR LAYER NO.    2 FOR STEP NO.    2

ITEM NO.   1<NAME    >=  17.000     (BOTH WALLS)
ITEM NO.   2<NATURE  >=  1.0000     (BOTH WALLS)
ITEM NO.   3<LEVEL   >=  0.0000     (BOTH WALLS)
ITEM NO.   4<WALL    >=  1.0000     (BOTH WALLS)
ITEM NO.   5<GAMMAD  >=  16.000     (BOTH WALLS)
ITEM NO.   6<GAMMAB  >=  6.0000     (BOTH WALLS)
ITEM NO.   7<GAMMAW  >=  10.000     (BOTH WALLS)
ITEM NO.   9<U-FRICT >=  30.000     (BOTH WALLS)
ITEM NO.  10<U-KA    >= 0.33300     WALL NO.        1
ITEM NO.  11<U-KP    >=  4.2880     WALL NO.        1
ITEM NO.  12<K0-NC   >= 0.50000     (BOTH WALLS)
ITEM NO.  13<NEXP    >= 0.50000     (BOTH WALLS)
ITEM NO.  14<OCR     >=  1.0000     (BOTH WALLS)
ITEM NO.  16<MODEL   >=  1.0000     (BOTH WALLS)
ITEM NO.  17<EVC     >=  30000.     (BOTH WALLS)
ITEM NO.  18<EUR     >=  48000.     (BOTH WALLS)
ITEM NO.  27<U-PERM  >= 0.10000E-04 (BOTH WALLS)
ITEM NO.  52<D-NATURE>=  1.0000     (BOTH WALLS)
ITEM NO.  53<D-LEVEL >=  0.0000     (BOTH WALLS)
ITEM NO.  59<D-FRICT >=  30.000     (BOTH WALLS)
ITEM NO.  60<D-KA    >= 0.33300     WALL NO.        1
ITEM NO.  61<D-KP    >=  4.2880     WALL NO.        1
ITEM NO.  77<D-PERM  >= 0.10000E-04 (BOTH WALLS)
```

```
 NON ZERO LAYER DESCRIPTORS FOR LAYER NO.    3 FOR STEP NO.    2

ITEM NO.   1<NAME    >=  18.000     (BOTH WALLS)
ITEM NO.   2<NATURE  >=  1.0000     (BOTH WALLS)
ITEM NO.   3<LEVEL   >= -5.0000     (BOTH WALLS)
ITEM NO.   4<WALL    >=  1.0000     (BOTH WALLS)
ITEM NO.   5<GAMMAD  >=  16.000     (BOTH WALLS)
ITEM NO.   6<GAMMAB  >=  6.0000     (BOTH WALLS)
ITEM NO.   7<GAMMAW  >=  10.000     (BOTH WALLS)
ITEM NO.   8<U-COHE  >=  1.0000     (BOTH WALLS)
ITEM NO.   9<U-FRICT >=  33.000     (BOTH WALLS)
ITEM NO.  10<U-KA    >= 0.29500     WALL NO.        1
ITEM NO.  11<U-KP    >=  5.8490     WALL NO.        1
ITEM NO.  12<K0-NC   >= 0.50000     (BOTH WALLS)
ITEM NO.  13<NEXP    >= 0.50000     (BOTH WALLS)
ITEM NO.  14<OCR     >=  1.0000     (BOTH WALLS)
ITEM NO.  16<MODEL   >=  1.0000     (BOTH WALLS)
ITEM NO.  17<EVC     >=  68000.     (BOTH WALLS)
ITEM NO.  18<EUR     >= 0.10880E+06 (BOTH WALLS)
ITEM NO.  27<U-PERM  >= 0.10000E-04 (BOTH WALLS)
ITEM NO.  52<D-NATURE>=  1.0000     (BOTH WALLS)
ITEM NO.  53<D-LEVEL >=  0.0000     (BOTH WALLS)
ITEM NO.  58<D-COHE  >=  1.0000     (BOTH WALLS)
ITEM NO.  59<D-FRICT >=  33.000     (BOTH WALLS)
ITEM NO.  60<D-KA    >= 0.29500     WALL NO.        1
ITEM NO.  61<D-KP    >=  5.1600     WALL NO.        1
ITEM NO.  77<D-PERM  >= 0.10000E-04 (BOTH WALLS)

LAYER DESCRIPTORS FOR STEP NO.    3


 NON ZERO LAYER DESCRIPTORS FOR LAYER NO.    1 FOR STEP NO.    3

ITEM NO.   1<NAME    >=  16.000     (BOTH WALLS)
ITEM NO.   2<NATURE  >=  1.0000     (BOTH WALLS)
ITEM NO.   3<LEVEL   >=  3.0000     (BOTH WALLS)
ITEM NO.   4<WALL    >=  1.0000     (BOTH WALLS)
ITEM NO.   5<GAMMAD  >=  19.000     (BOTH WALLS)
ITEM NO.   6<GAMMAB  >=  10.000     (BOTH WALLS)
ITEM NO.   7<GAMMAW  >=  10.000     (BOTH WALLS)
ITEM NO.   9<U-FRICT >=  38.000     (BOTH WALLS)
ITEM NO.  10<U-KA    >= 0.23800     WALL NO.        1
ITEM NO.  11<U-KP    >=  7.2320     WALL NO.        1
ITEM NO.  12<K0-NC   >= 0.50000     (BOTH WALLS)
ITEM NO.  13<NEXP    >= 0.50000     (BOTH WALLS)
ITEM NO.  14<OCR     >=  1.0000     (BOTH WALLS)
ITEM NO.  16<MODEL   >=  1.0000     (BOTH WALLS)
ITEM NO.  17<EVC     >=  15000.     (BOTH WALLS)
ITEM NO.  18<EUR     >=  45000.     (BOTH WALLS)
ITEM NO.  27<U-PERM  >= 0.10000E-03 (BOTH WALLS)
ITEM NO.  52<D-NATURE>=  1.0000     (BOTH WALLS)
ITEM NO.  53<D-LEVEL >=  0.0000     (BOTH WALLS)
ITEM NO.  59<D-FRICT >=  38.000     (BOTH WALLS)
ITEM NO.  60<D-KA    >= 0.23800     WALL NO.        1
ITEM NO.  61<D-KP    >=  7.2320     WALL NO.        1
ITEM NO.  77<D-PERM  >= 0.10000E-03 (BOTH WALLS)

 NON ZERO LAYER DESCRIPTORS FOR LAYER NO.    2 FOR STEP NO.    3

ITEM NO.   1<NAME    >=  17.000     (BOTH WALLS)
ITEM NO.   2<NATURE  >=  1.0000     (BOTH WALLS)
ITEM NO.   3<LEVEL   >=  0.0000     (BOTH WALLS)
ITEM NO.   4<WALL    >=  1.0000     (BOTH WALLS)
ITEM NO.   5<GAMMAD  >=  16.000     (BOTH WALLS)
ITEM NO.   6<GAMMAB  >=  6.0000     (BOTH WALLS)
ITEM NO.   7<GAMMAW  >=  10.000     (BOTH WALLS)
ITEM NO.   9<U-FRICT >=  30.000     (BOTH WALLS)
ITEM NO.  10<U-KA    >= 0.33300     WALL NO.        1
ITEM NO.  11<U-KP    >=  4.2880     WALL NO.        1
ITEM NO.  12<K0-NC   >= 0.50000     (BOTH WALLS)
ITEM NO.  13<NEXP    >= 0.50000     (BOTH WALLS)
ITEM NO.  14<OCR     >=  1.0000     (BOTH WALLS)
ITEM NO.  16<MODEL   >=  1.0000     (BOTH WALLS)
ITEM NO.  17<EVC     >=  30000.     (BOTH WALLS)
```

```
ITEM NO.  18<EUR     >=  48000.     (BOTH WALLS)
ITEM NO.  27<U-PERM  >= 0.10000E-04 (BOTH WALLS)
ITEM NO.  52<D-NATURE>=  1.0000     (BOTH WALLS)
ITEM NO.  53<D-LEVEL >=  0.0000     (BOTH WALLS)
ITEM NO.  59<D-FRICT >=  30.000     (BOTH WALLS)
ITEM NO.  60<D-KA    >= 0.33300     WALL NO.        1
ITEM NO.  61<D-KP    >=  4.2880     WALL NO.        1
ITEM NO.  77<D-PERM  >= 0.10000E-04 (BOTH WALLS)

 NON ZERO LAYER DESCRIPTORS FOR LAYER NO.    3 FOR STEP NO.    3

ITEM NO.   1<NAME    >=  18.000     (BOTH WALLS)
ITEM NO.   2<NATURE  >=  1.0000     (BOTH WALLS)
ITEM NO.   3<LEVEL   >= -5.0000     (BOTH WALLS)
ITEM NO.   4<WALL    >=  1.0000     (BOTH WALLS)
ITEM NO.   5<GAMMAD  >=  16.000     (BOTH WALLS)
ITEM NO.   6<GAMMAB  >=  6.0000     (BOTH WALLS)
ITEM NO.   7<GAMMAW  >=  10.000     (BOTH WALLS)
ITEM NO.   8<U-COHE  >=  1.0000     (BOTH WALLS)
ITEM NO.   9<U-FRICT >=  33.000     (BOTH WALLS)
ITEM NO.  10<U-KA    >= 0.29500     WALL NO.        1
ITEM NO.  11<U-KP    >=  5.8490     WALL NO.        1
ITEM NO.  12<K0-NC   >= 0.50000     (BOTH WALLS)
ITEM NO.  13<NEXP    >= 0.50000     (BOTH WALLS)
ITEM NO.  14<OCR     >=  1.0000     (BOTH WALLS)
ITEM NO.  16<MODEL   >=  1.0000     (BOTH WALLS)
ITEM NO.  17<EVC     >=  68000.     (BOTH WALLS)
ITEM NO.  18<EUR     >= 0.10880E+06 (BOTH WALLS)
ITEM NO.  27<U-PERM  >= 0.10000E-04 (BOTH WALLS)
ITEM NO.  52<D-NATURE>=  1.0000     (BOTH WALLS)
ITEM NO.  53<D-LEVEL >=  0.0000     (BOTH WALLS)
ITEM NO.  58<D-COHE  >=  1.0000     (BOTH WALLS)
ITEM NO.  59<D-FRICT >=  33.000     (BOTH WALLS)
ITEM NO.  60<D-KA    >= 0.29500     WALL NO.        1
ITEM NO.  61<D-KP    >=  5.1600     WALL NO.        1
ITEM NO.  77<D-PERM  >= 0.10000E-04 (BOTH WALLS)

LAYER DESCRIPTORS FOR STEP NO.    4


 NON ZERO LAYER DESCRIPTORS FOR LAYER NO.    1 FOR STEP NO.    4

ITEM NO.   1<NAME    >=  16.000     (BOTH WALLS)
ITEM NO.   2<NATURE  >=  1.0000     (BOTH WALLS)
ITEM NO.   3<LEVEL   >=  3.0000     (BOTH WALLS)
ITEM NO.   4<WALL    >=  1.0000     (BOTH WALLS)
ITEM NO.   5<GAMMAD  >=  19.000     (BOTH WALLS)
ITEM NO.   6<GAMMAB  >=  10.000     (BOTH WALLS)
ITEM NO.   7<GAMMAW  >=  10.000     (BOTH WALLS)
ITEM NO.   9<U-FRICT >=  38.000     (BOTH WALLS)
ITEM NO.  10<U-KA    >= 0.23800     WALL NO.        1
ITEM NO.  11<U-KP    >=  7.2320     WALL NO.        1
ITEM NO.  12<K0-NC   >= 0.50000     (BOTH WALLS)
ITEM NO.  13<NEXP    >= 0.50000     (BOTH WALLS)
ITEM NO.  14<OCR     >=  1.0000     (BOTH WALLS)
ITEM NO.  16<MODEL   >=  1.0000     (BOTH WALLS)
ITEM NO.  17<EVC     >=  15000.     (BOTH WALLS)
ITEM NO.  18<EUR     >=  45000.     (BOTH WALLS)
ITEM NO.  27<U-PERM  >= 0.10000E-03 (BOTH WALLS)
ITEM NO.  52<D-NATURE>=  1.0000     (BOTH WALLS)
ITEM NO.  53<D-LEVEL >=  0.0000     (BOTH WALLS)
ITEM NO.  59<D-FRICT >=  38.000     (BOTH WALLS)
ITEM NO.  60<D-KA    >= 0.23800     WALL NO.        1
ITEM NO.  61<D-KP    >=  7.2320     WALL NO.        1
ITEM NO.  77<D-PERM  >= 0.10000E-03 (BOTH WALLS)

 NON ZERO LAYER DESCRIPTORS FOR LAYER NO.    2 FOR STEP NO.    4

ITEM NO.   1<NAME    >=  17.000     (BOTH WALLS)
ITEM NO.   2<NATURE  >=  1.0000     (BOTH WALLS)
ITEM NO.   3<LEVEL   >=  0.0000     (BOTH WALLS)
ITEM NO.   4<WALL    >=  1.0000     (BOTH WALLS)
ITEM NO.   5<GAMMAD  >=  16.000     (BOTH WALLS)
ITEM NO.   6<GAMMAB  >=  6.0000     (BOTH WALLS)
```

```
ITEM NO.   7<GAMMAW  >=  10.000     (BOTH WALLS)
ITEM NO.   9<U-FRICT >=  30.000     (BOTH WALLS)
ITEM NO.  10<U-KA    >= 0.33300     WALL NO.        1
ITEM NO.  11<U-KP    >=  4.2880     WALL NO.        1
ITEM NO.  12<K0-NC   >= 0.50000     (BOTH WALLS)
ITEM NO.  13<NEXP    >= 0.50000     (BOTH WALLS)
ITEM NO.  14<OCR     >=  1.0000     (BOTH WALLS)
ITEM NO.  16<MODEL   >=  1.0000     (BOTH WALLS)
ITEM NO.  17<EVC     >=  30000.     (BOTH WALLS)
ITEM NO.  18<EUR     >=  48000.     (BOTH WALLS)
ITEM NO.  27<U-PERM  >= 0.10000E-04 (BOTH WALLS)
ITEM NO.  52<D-NATURE>=  1.0000     (BOTH WALLS)
ITEM NO.  53<D-LEVEL >=  0.0000     (BOTH WALLS)
ITEM NO.  59<D-FRICT >=  30.000     (BOTH WALLS)
ITEM NO.  60<D-KA    >= 0.33300     WALL NO.        1
ITEM NO.  61<D-KP    >=  4.2880     WALL NO.        1
ITEM NO.  77<D-PERM  >= 0.10000E-04 (BOTH WALLS)

 NON ZERO LAYER DESCRIPTORS FOR LAYER NO.    3 FOR STEP NO.    4

ITEM NO.   1<NAME    >=  18.000     (BOTH WALLS)
ITEM NO.   2<NATURE  >=  1.0000     (BOTH WALLS)
ITEM NO.   3<LEVEL   >= -5.0000     (BOTH WALLS)
ITEM NO.   4<WALL    >=  1.0000     (BOTH WALLS)
ITEM NO.   5<GAMMAD  >=  16.000     (BOTH WALLS)
ITEM NO.   6<GAMMAB  >=  6.0000     (BOTH WALLS)
ITEM NO.   7<GAMMAW  >=  10.000     (BOTH WALLS)
ITEM NO.   8<U-COHE  >=  1.0000     (BOTH WALLS)
ITEM NO.   9<U-FRICT >=  33.000     (BOTH WALLS)
ITEM NO.  10<U-KA    >= 0.29500     WALL NO.        1
ITEM NO.  11<U-KP    >=  5.8490     WALL NO.        1
ITEM NO.  12<K0-NC   >= 0.50000     (BOTH WALLS)
ITEM NO.  13<NEXP    >= 0.50000     (BOTH WALLS)
ITEM NO.  14<OCR     >=  1.0000     (BOTH WALLS)
ITEM NO.  16<MODEL   >=  1.0000     (BOTH WALLS)
ITEM NO.  17<EVC     >=  68000.     (BOTH WALLS)
ITEM NO.  18<EUR     >= 0.10880E+06 (BOTH WALLS)
ITEM NO.  27<U-PERM  >= 0.10000E-04 (BOTH WALLS)
ITEM NO.  52<D-NATURE>=  1.0000     (BOTH WALLS)
ITEM NO.  53<D-LEVEL >=  0.0000     (BOTH WALLS)
ITEM NO.  58<D-COHE  >=  1.0000     (BOTH WALLS)
ITEM NO.  59<D-FRICT >=  33.000     (BOTH WALLS)
ITEM NO.  60<D-KA    >= 0.29500     WALL NO.        1
ITEM NO.  61<D-KP    >=  5.1600     WALL NO.        1
ITEM NO.  77<D-PERM  >= 0.10000E-04 (BOTH WALLS)

LAYER DESCRIPTORS FOR STEP NO.    5

 NON ZERO LAYER DESCRIPTORS FOR LAYER NO.    1 FOR STEP NO.    5

ITEM NO.   1<NAME    >=  16.000     (BOTH WALLS)
ITEM NO.   2<NATURE  >=  1.0000     (BOTH WALLS)
ITEM NO.   3<LEVEL   >=  3.0000     (BOTH WALLS)
ITEM NO.   4<WALL    >=  1.0000     (BOTH WALLS)
ITEM NO.   5<GAMMAD  >=  19.000     (BOTH WALLS)
ITEM NO.   6<GAMMAB  >=  10.000     (BOTH WALLS)
ITEM NO.   7<GAMMAW  >=  10.000     (BOTH WALLS)
ITEM NO.   9<U-FRICT >=  38.000     (BOTH WALLS)
ITEM NO.  10<U-KA    >= 0.23800     WALL NO.        1
ITEM NO.  11<U-KP    >=  7.2320     WALL NO.        1
ITEM NO.  12<K0-NC   >= 0.50000     (BOTH WALLS)
ITEM NO.  13<NEXP    >= 0.50000     (BOTH WALLS)
ITEM NO.  14<OCR     >=  1.0000     (BOTH WALLS)
ITEM NO.  16<MODEL   >=  1.0000     (BOTH WALLS)
ITEM NO.  17<EVC     >=  15000.     (BOTH WALLS)
ITEM NO.  18<EUR     >=  45000.     (BOTH WALLS)
ITEM NO.  27<U-PERM  >= 0.10000E-03 (BOTH WALLS)
ITEM NO.  52<D-NATURE>=  1.0000     (BOTH WALLS)
ITEM NO.  53<D-LEVEL >=  0.0000     (BOTH WALLS)
ITEM NO.  59<D-FRICT >=  38.000     (BOTH WALLS)
ITEM NO.  60<D-KA    >= 0.23800     WALL NO.        1
ITEM NO.  61<D-KP    >=  7.2320     WALL NO.        1
ITEM NO.  77<D-PERM  >= 0.10000E-03 (BOTH WALLS)
```

```
 NON ZERO LAYER DESCRIPTORS FOR LAYER NO.    2 FOR STEP NO.    5

ITEM NO.   1<NAME    >=  17.000     (BOTH WALLS)
ITEM NO.   2<NATURE  >=  1.0000     (BOTH WALLS)
ITEM NO.   3<LEVEL   >=  0.0000     (BOTH WALLS)
ITEM NO.   4<WALL    >=  1.0000     (BOTH WALLS)
ITEM NO.   5<GAMMAD  >=  16.000     (BOTH WALLS)
ITEM NO.   6<GAMMAB  >=  6.0000     (BOTH WALLS)
ITEM NO.   7<GAMMAW  >=  10.000     (BOTH WALLS)
ITEM NO.   9<U-FRICT >=  30.000     (BOTH WALLS)
ITEM NO.  10<U-KA    >= 0.33300     WALL NO.        1
ITEM NO.  11<U-KP    >=  4.2880     WALL NO.        1
ITEM NO.  12<K0-NC   >= 0.50000     (BOTH WALLS)
ITEM NO.  13<NEXP    >= 0.50000     (BOTH WALLS)
ITEM NO.  14<OCR     >=  1.0000     (BOTH WALLS)
ITEM NO.  16<MODEL   >=  1.0000     (BOTH WALLS)
ITEM NO.  17<EVC     >=  30000.     (BOTH WALLS)
ITEM NO.  18<EUR     >=  48000.     (BOTH WALLS)
ITEM NO.  27<U-PERM  >= 0.10000E-04 (BOTH WALLS)
ITEM NO.  52<D-NATURE>=  1.0000     (BOTH WALLS)
ITEM NO.  53<D-LEVEL >=  0.0000     (BOTH WALLS)
ITEM NO.  59<D-FRICT >=  30.000     (BOTH WALLS)
ITEM NO.  60<D-KA    >= 0.33300     WALL NO.        1
ITEM NO.  61<D-KP    >=  4.2880     WALL NO.        1
ITEM NO.  77<D-PERM  >= 0.10000E-04 (BOTH WALLS)

 NON ZERO LAYER DESCRIPTORS FOR LAYER NO.    3 FOR STEP NO.    5

ITEM NO.   1<NAME    >=  18.000     (BOTH WALLS)
ITEM NO.   2<NATURE  >=  1.0000     (BOTH WALLS)
ITEM NO.   3<LEVEL   >= -5.0000     (BOTH WALLS)
ITEM NO.   4<WALL    >=  1.0000     (BOTH WALLS)
ITEM NO.   5<GAMMAD  >=  16.000     (BOTH WALLS)
ITEM NO.   6<GAMMAB  >=  6.0000     (BOTH WALLS)
ITEM NO.   7<GAMMAW  >=  10.000     (BOTH WALLS)
ITEM NO.   8<U-COHE  >=  1.0000     (BOTH WALLS)
ITEM NO.   9<U-FRICT >=  33.000     (BOTH WALLS)
ITEM NO.  10<U-KA    >= 0.29500     WALL NO.        1
ITEM NO.  11<U-KP    >=  5.8490     WALL NO.        1
ITEM NO.  12<K0-NC   >= 0.50000     (BOTH WALLS)
ITEM NO.  13<NEXP    >= 0.50000     (BOTH WALLS)
ITEM NO.  14<OCR     >=  1.0000     (BOTH WALLS)
ITEM NO.  16<MODEL   >=  1.0000     (BOTH WALLS)
ITEM NO.  17<EVC     >=  68000.     (BOTH WALLS)
ITEM NO.  18<EUR     >= 0.10880E+06 (BOTH WALLS)
ITEM NO.  27<U-PERM  >= 0.10000E-04 (BOTH WALLS)
ITEM NO.  52<D-NATURE>=  1.0000     (BOTH WALLS)
ITEM NO.  53<D-LEVEL >=  0.0000     (BOTH WALLS)
ITEM NO.  58<D-COHE  >=  1.0000     (BOTH WALLS)
ITEM NO.  59<D-FRICT >=  33.000     (BOTH WALLS)
ITEM NO.  60<D-KA    >= 0.29500     WALL NO.        1
ITEM NO.  61<D-KP    >=  5.1600     WALL NO.        1
ITEM NO.  77<D-PERM  >= 0.10000E-04 (BOTH WALLS)

LAYER DESCRIPTORS FOR STEP NO.    6

 NON ZERO LAYER DESCRIPTORS FOR LAYER NO.    1 FOR STEP NO.    6

ITEM NO.   1<NAME    >=  16.000     (BOTH WALLS)
ITEM NO.   2<NATURE  >=  1.0000     (BOTH WALLS)
ITEM NO.   3<LEVEL   >=  3.0000     (BOTH WALLS)
ITEM NO.   4<WALL    >=  1.0000     (BOTH WALLS)
ITEM NO.   5<GAMMAD  >=  19.000     (BOTH WALLS)
ITEM NO.   6<GAMMAB  >=  10.000     (BOTH WALLS)
ITEM NO.   7<GAMMAW  >=  10.000     (BOTH WALLS)
ITEM NO.   9<U-FRICT >=  38.000     (BOTH WALLS)
ITEM NO.  10<U-KA    >= 0.23800     WALL NO.        1
ITEM NO.  11<U-KP    >=  7.2320     WALL NO.        1
ITEM NO.  12<K0-NC   >= 0.50000     (BOTH WALLS)
ITEM NO.  13<NEXP    >= 0.50000     (BOTH WALLS)
ITEM NO.  14<OCR     >=  1.0000     (BOTH WALLS)
ITEM NO.  16<MODEL   >=  1.0000     (BOTH WALLS)
```

```
ITEM NO.  17<EVC     >=  15000.     (BOTH WALLS)
ITEM NO.  18<EUR     >=  45000.     (BOTH WALLS)
ITEM NO.  27<U-PERM  >= 0.10000E-03 (BOTH WALLS)
ITEM NO.  45<U-KAED  >= 0.31700     WALL NO.        1
ITEM NO.  46<U-KAEW  >= 0.39540     WALL NO.        1
ITEM NO.  47<U-KPED  >=  7.1770     WALL NO.        1
ITEM NO.  48<U-KPEW  >=  6.5690     WALL NO.        1
ITEM NO.  52<D-NATURE>=  1.0000     (BOTH WALLS)
ITEM NO.  53<D-LEVEL >=  0.0000     (BOTH WALLS)
ITEM NO.  59<D-FRICT >=  38.000     (BOTH WALLS)
ITEM NO.  60<D-KA    >= 0.23800     WALL NO.        1
ITEM NO.  61<D-KP    >=  7.2320     WALL NO.        1
ITEM NO.  77<D-PERM  >= 0.10000E-03 (BOTH WALLS)
ITEM NO.  95<D-KAED  >= 0.28950     WALL NO.        1
ITEM NO.  96<D-KAEW  >= 0.37120     WALL NO.        1
ITEM NO.  97<D-KPED  >=  6.2990     WALL NO.        1
ITEM NO.  98<D-KPEW  >=  5.6710     WALL NO.        1

 NON ZERO LAYER DESCRIPTORS FOR LAYER NO.    2 FOR STEP NO.    6

ITEM NO.   1<NAME    >=  17.000     (BOTH WALLS)
ITEM NO.   2<NATURE  >=  1.0000     (BOTH WALLS)
ITEM NO.   3<LEVEL   >=  0.0000     (BOTH WALLS)
ITEM NO.   4<WALL    >=  1.0000     (BOTH WALLS)
ITEM NO.   5<GAMMAD  >=  16.000     (BOTH WALLS)
ITEM NO.   6<GAMMAB  >=  6.0000     (BOTH WALLS)
ITEM NO.   7<GAMMAW  >=  10.000     (BOTH WALLS)
ITEM NO.   9<U-FRICT >=  30.000     (BOTH WALLS)
ITEM NO.  10<U-KA    >= 0.33300     WALL NO.        1
ITEM NO.  11<U-KP    >=  4.2880     WALL NO.        1
ITEM NO.  12<K0-NC   >= 0.50000     (BOTH WALLS)
ITEM NO.  13<NEXP    >= 0.50000     (BOTH WALLS)
ITEM NO.  14<OCR     >=  1.0000     (BOTH WALLS)
ITEM NO.  16<MODEL   >=  1.0000     (BOTH WALLS)
ITEM NO.  17<EVC     >=  30000.     (BOTH WALLS)
ITEM NO.  18<EUR     >=  48000.     (BOTH WALLS)
ITEM NO.  27<U-PERM  >= 0.10000E-04 (BOTH WALLS)
ITEM NO.  45<U-KAED  >= 0.43040     WALL NO.        1
ITEM NO.  46<U-KAEW  >= 0.60640     WALL NO.        1
ITEM NO.  47<U-KPED  >=  4.2000     WALL NO.        1
ITEM NO.  48<U-KPEW  >=  3.4300     WALL NO.        1
ITEM NO.  52<D-NATURE>=  1.0000     (BOTH WALLS)
ITEM NO.  53<D-LEVEL >=  0.0000     (BOTH WALLS)
ITEM NO.  59<D-FRICT >=  30.000     (BOTH WALLS)
ITEM NO.  60<D-KA    >= 0.33300     WALL NO.        1
ITEM NO.  61<D-KP    >=  4.2880     WALL NO.        1
ITEM NO.  77<D-PERM  >= 0.10000E-04 (BOTH WALLS)
ITEM NO.  95<D-KAED  >= 0.39100     WALL NO.        1
ITEM NO.  96<D-KAEW  >= 0.57990     WALL NO.        1
ITEM NO.  97<D-KPED  >=  3.6790     WALL NO.        1
ITEM NO.  98<D-KPEW  >=  2.8760     WALL NO.        1

 NON ZERO LAYER DESCRIPTORS FOR LAYER NO.    3 FOR STEP NO.    6

ITEM NO.   1<NAME    >=  18.000     (BOTH WALLS)
ITEM NO.   2<NATURE  >=  1.0000     (BOTH WALLS)
ITEM NO.   3<LEVEL   >= -5.0000     (BOTH WALLS)
ITEM NO.   4<WALL    >=  1.0000     (BOTH WALLS)
ITEM NO.   5<GAMMAD  >=  16.000     (BOTH WALLS)
ITEM NO.   6<GAMMAB  >=  6.0000     (BOTH WALLS)
ITEM NO.   7<GAMMAW  >=  10.000     (BOTH WALLS)
ITEM NO.   8<U-COHE  >=  1.0000     (BOTH WALLS)
ITEM NO.   9<U-FRICT >=  33.000     (BOTH WALLS)
ITEM NO.  10<U-KA    >= 0.29500     WALL NO.        1
ITEM NO.  11<U-KP    >=  5.8490     WALL NO.        1
ITEM NO.  12<K0-NC   >= 0.50000     (BOTH WALLS)
ITEM NO.  13<NEXP    >= 0.50000     (BOTH WALLS)
ITEM NO.  14<OCR     >=  1.0000     (BOTH WALLS)
ITEM NO.  16<MODEL   >=  1.0000     (BOTH WALLS)
ITEM NO.  17<EVC     >=  68000.     (BOTH WALLS)
ITEM NO.  18<EUR     >= 0.10880E+06 (BOTH WALLS)
ITEM NO.  27<U-PERM  >= 0.10000E-04 (BOTH WALLS)
ITEM NO.  45<U-KAED  >= 0.38480     WALL NO.        1
ITEM NO.  46<U-KAEW  >= 0.54600     WALL NO.        1
```

```
ITEM NO.  47<U-KPED  >=  5.8500     WALL NO.        1
ITEM NO.  48<U-KPEW  >=  5.0390     WALL NO.        1
ITEM NO.  52<D-NATURE>=  1.0000     (BOTH WALLS)
ITEM NO.  53<D-LEVEL >=  0.0000     (BOTH WALLS)
ITEM NO.  58<D-COHE  >=  1.0000     (BOTH WALLS)
ITEM NO.  59<D-FRICT >=  33.000     (BOTH WALLS)
ITEM NO.  60<D-KA    >= 0.29500     WALL NO.        1
ITEM NO.  61<D-KP    >=  5.1600     WALL NO.        1
ITEM NO.  77<D-PERM  >= 0.10000E-04 (BOTH WALLS)
ITEM NO.  95<D-KAED  >= 0.35060     WALL NO.        1
ITEM NO.  96<D-KAEW  >= 0.52160     WALL NO.        1
ITEM NO.  97<D-KPED  >=  4.4540     WALL NO.        1
ITEM NO.  98<D-KPEW  >=  3.5650     WALL NO.        1


DEFAULT WATER UNIT WEIGHT =  10.000
AVERAGED ON    18 VALUES
```

```
+-----------------------------------------------------------------------------------------------------------------------+
|                   PARATIEPLUS(TM)   NLS ENGINE RELEASE  2018.0    FULL VERSION  *Build date:Nov 13, 2017*              |
|                                                                                                                       |
|                                    NewProject.BaseDesignSection_28.SISMICASTR_1243                                    |
|                                  Exe Time : 4 September 2018 18:06:54                                                 |
+-----------------------------------------------------------------------------------------------------------------------+

PHASE DESCRIPTORS


STEP  NO.     1
                                        LEFT WALL    RIGHT WALL
Y                                        0.000       -0.9990E+30
Z-PC                                     0.000         0.000
Z-EXCAVATION                             0.000         0.000
Z-WATER_TABLE                           -18.00       -0.9990E+30
Q_AT_THE_FREE_FIELD_LEVEL                0.000         0.000
ZQ                                       0.000         0.000
DZW_OF_THE_WATER_TABLE                   0.000         0.000
QS_ON_THE_EXCAVATION_SIDE                0.000         0.000
ZQS                                     -0.9990E+30   -0.9990E+30
ZCUT                                     0.000         0.000
BALANCE LEVEL FOR PORE PRESSURES        -15.50        -15.50
WATER_BEHAVIOUR_FLAG (LINING OPT)        0.000         0.000
PORE_UPDATE_FLAG                         0.000         0.000
PORE_TAB. _FLAG (gt.0= use tabs)         0.000         0.000
lateral thrusts reduction elevatio       0.000         0.000
Downhill reduction factor for effe       0.000         0.000
Downhill reduction factor for pore       0.000         0.000
Uphill reduction factor for effect       0.000         0.000
Uphill reduction factor for pore p       0.000         0.000
SEISMIC HORIZONTAL ACCEL. Kh [g]         0.000         0.000
UPHILL VERTICAL ACCEL.  Kv_uh [g]        0.000         0.000
DOWNHILL VERTICAL ACCEL.Kv_dh [g]        0.000         0.000
UPHILL BETA ANGLE (SLOPE) [deg]          0.000         0.000
UPHILL DELTA/PHI RATIO                   0.000         0.000
DOWNHILL BETA ANGLE (SLOPE) [deg]        0.000         0.000
DOWNHILL DELTA/PHI RATIO                 0.000         0.000
DYN.WATER BEHAVIOUR                      0.000         0.000
Excess pore pressure RATIO Ru            0.000         0.000
SEISMIC PRESSURE LOWER VALUE             0.000         0.000
SEISMIC PRESSURE UPPER VALUE             0.000         0.000
SEISMIC PRESSURE LOWER LEVEL             0.000         0.000
SEISMIC PRESSURE UPPER LEVEL             0.000         0.000

=========================================================================================================end of step    1


STEP  NO.     2
                                        LEFT WALL    RIGHT WALL
Y                                        0.000       -0.9990E+30
Z-PC                                     0.000         0.000
Z-EXCAVATION                            -1.000         0.000
Z-WATER_TABLE                           -18.00       -0.9990E+30
Q_AT_THE_FREE_FIELD_LEVEL                0.000         0.000
ZQ                                       0.000         0.000
DZW_OF_THE_WATER_TABLE                   0.000         0.000
QS_ON_THE_EXCAVATION_SIDE                0.000         0.000
ZQS                                     -0.9990E+30   -0.9990E+30
ZCUT                                     0.000         0.000
BALANCE LEVEL FOR PORE PRESSURES        -15.50        -15.50
WATER_BEHAVIOUR_FLAG (LINING OPT)        0.000         0.000
PORE_UPDATE_FLAG                         0.000         0.000
PORE_TAB. _FLAG (gt.0= use tabs)         0.000         0.000
lateral thrusts reduction elevatio       0.000         0.000
Downhill reduction factor for effe       0.000         0.000
Downhill reduction factor for pore       0.000         0.000
Uphill reduction factor for effect       0.000         0.000
Uphill reduction factor for pore p       0.000         0.000
SEISMIC HORIZONTAL ACCEL. Kh [g]         0.000         0.000
UPHILL VERTICAL ACCEL.  Kv_uh [g]        0.000         0.000
```

DOWNHILL VERTICAL ACCEL.Kv_dh [g]	0.000	0.000
UPHILL BETA ANGLE (SLOPE) [deg]	0.000	0.000
UPHILL DELTA/PHI RATIO	0.000	0.000
DOWNHILL BETA ANGLE (SLOPE) [deg]	0.000	0.000
DOWNHILL DELTA/PHI RATIO	0.000	0.000
DYN.WATER BEHAVIOUR	0.000	0.000
Excess pore pressure RATIO Ru	0.000	0.000
SEISMIC PRESSURE LOWER VALUE	0.000	0.000
SEISMIC PRESSURE UPPER VALUE	0.000	0.000
SEISMIC PRESSURE LOWER LEVEL	0.000	0.000
SEISMIC PRESSURE UPPER LEVEL	0.000	0.000

==========end of step 2

STEP NO. 3

	LEFT WALL	RIGHT WALL
Y	0.000	-0.9990E+30
Z-PC	0.000	0.000
Z-EXCAVATION	-1.000	0.000
Z-WATER_TABLE	-18.00	-0.9990E+30
Q_AT_THE_FREE_FIELD_LEVEL	0.000	0.000
ZQ	0.000	0.000
DZW_OF_THE_WATER_TABLE	0.000	0.000
QS_ON_THE_EXCAVATION_SIDE	0.000	0.000
ZQS	-0.9990E+30	-0.9990E+30
ZCUT	0.000	0.000
BALANCE LEVEL FOR PORE PRESSURES	-15.50	-15.50
WATER_BEHAVIOUR_FLAG (LINING OPT)	0.000	0.000
PORE_UPDATE_FLAG	0.000	0.000
PORE_TAB. _FLAG (gt.0= use tabs)	0.000	0.000
lateral thrusts reduction elevatio	0.000	0.000
Downhill reduction factor for effe	0.000	0.000
Downhill reduction factor for pore	0.000	0.000
Uphill reduction factor for effect	0.000	0.000
Uphill reduction factor for pore p	0.000	0.000
SEISMIC HORIZONTAL ACCEL. Kh [g]	0.000	0.000
UPHILL VERTICAL ACCEL. Kv_uh [g]	0.000	0.000
DOWNHILL VERTICAL ACCEL.Kv_dh [g]	0.000	0.000
UPHILL BETA ANGLE (SLOPE) [deg]	0.000	0.000
UPHILL DELTA/PHI RATIO	0.000	0.000
DOWNHILL BETA ANGLE (SLOPE) [deg]	0.000	0.000
DOWNHILL DELTA/PHI RATIO	0.000	0.000
DYN.WATER BEHAVIOUR	0.000	0.000
Excess pore pressure RATIO Ru	0.000	0.000
SEISMIC PRESSURE LOWER VALUE	0.000	0.000
SEISMIC PRESSURE UPPER VALUE	0.000	0.000
SEISMIC PRESSURE LOWER LEVEL	0.000	0.000
SEISMIC PRESSURE UPPER LEVEL	0.000	0.000

==========end of step 3

STEP NO. 4

	LEFT WALL	RIGHT WALL
Y	0.000	-0.9990E+30
Z-PC	0.000	0.000
Z-EXCAVATION	-9.800	0.000
Z-WATER_TABLE	-18.00	-0.9990E+30
Q_AT_THE_FREE_FIELD_LEVEL	0.000	0.000
ZQ	0.000	0.000
DZW_OF_THE_WATER_TABLE	0.000	0.000
QS_ON_THE_EXCAVATION_SIDE	0.000	0.000
ZQS	-0.9990E+30	-0.9990E+30
ZCUT	0.000	0.000
BALANCE LEVEL FOR PORE PRESSURES	-15.50	-15.50
WATER_BEHAVIOUR_FLAG (LINING OPT)	0.000	0.000
PORE_UPDATE_FLAG	0.000	0.000
PORE_TAB. _FLAG (gt.0= use tabs)	0.000	0.000
lateral thrusts reduction elevatio	0.000	0.000
Downhill reduction factor for effe	0.000	0.000
Downhill reduction factor for pore	0.000	0.000
Uphill reduction factor for effect	0.000	0.000
Uphill reduction factor for pore p	0.000	0.000

SEISMIC HORIZONTAL ACCEL. Kh [g]	0.000	0.000
UPHILL VERTICAL ACCEL. Kv_uh [g]	0.000	0.000
DOWNHILL VERTICAL ACCEL.Kv_dh [g]	0.000	0.000
UPHILL BETA ANGLE (SLOPE) [deg]	0.000	0.000
UPHILL DELTA/PHI RATIO	0.000	0.000
DOWNHILL BETA ANGLE (SLOPE) [deg]	0.000	0.000
DOWNHILL DELTA/PHI RATIO	0.000	0.000
DYN.WATER BEHAVIOUR	0.000	0.000
Excess pore pressure RATIO Ru	0.000	0.000
SEISMIC PRESSURE LOWER VALUE	0.000	0.000
SEISMIC PRESSURE UPPER VALUE	0.000	0.000
SEISMIC PRESSURE LOWER LEVEL	0.000	0.000
SEISMIC PRESSURE UPPER LEVEL	0.000	0.000

==========end of step 4

STEP NO. 5

	LEFT WALL	RIGHT WALL
Y	0.000	-0.9990E+30
Z-PC	0.000	0.000
Z-EXCAVATION	-9.300	0.000
Z-WATER_TABLE	-18.00	-0.9990E+30
Q_AT_THE_FREE_FIELD_LEVEL	0.000	0.000
ZQ	0.000	0.000
DZW_OF_THE_WATER_TABLE	0.000	0.000
QS_ON_THE_EXCAVATION_SIDE	0.000	0.000
ZQS	-0.9990E+30	-0.9990E+30
ZCUT	0.000	0.000
BALANCE LEVEL FOR PORE PRESSURES	-15.50	-15.50
WATER_BEHAVIOUR_FLAG (LINING OPT)	0.000	0.000
PORE_UPDATE_FLAG	0.000	0.000
PORE_TAB. _FLAG (gt.0= use tabs)	0.000	0.000
lateral thrusts reduction elevatio	0.000	0.000
Downhill reduction factor for effe	0.000	0.000
Downhill reduction factor for pore	0.000	0.000
Uphill reduction factor for effect	0.000	0.000
Uphill reduction factor for pore p	0.000	0.000
SEISMIC HORIZONTAL ACCEL. Kh [g]	0.000	0.000
UPHILL VERTICAL ACCEL. Kv_uh [g]	0.000	0.000
DOWNHILL VERTICAL ACCEL.Kv_dh [g]	0.000	0.000
UPHILL BETA ANGLE (SLOPE) [deg]	0.000	0.000
UPHILL DELTA/PHI RATIO	0.000	0.000
DOWNHILL BETA ANGLE (SLOPE) [deg]	0.000	0.000
DOWNHILL DELTA/PHI RATIO	0.000	0.000
DYN.WATER BEHAVIOUR	0.000	0.000
Excess pore pressure RATIO Ru	0.000	0.000
SEISMIC PRESSURE LOWER VALUE	0.000	0.000
SEISMIC PRESSURE UPPER VALUE	0.000	0.000
SEISMIC PRESSURE LOWER LEVEL	0.000	0.000
SEISMIC PRESSURE UPPER LEVEL	0.000	0.000

==========end of step 5

STEP NO. 6

	LEFT WALL	RIGHT WALL
Y	0.000	-0.9990E+30
Z-PC	0.000	0.000
Z-EXCAVATION	-9.300	0.000
Z-WATER_TABLE	-18.00	-0.9990E+30
Q_AT_THE_FREE_FIELD_LEVEL	0.000	0.000
ZQ	0.000	0.000
DZW_OF_THE_WATER_TABLE	0.000	0.000
QS_ON_THE_EXCAVATION_SIDE	0.000	0.000
ZQS	-0.9990E+30	-0.9990E+30
ZCUT	0.000	0.000
BALANCE LEVEL FOR PORE PRESSURES	-15.50	-15.50
WATER_BEHAVIOUR_FLAG (LINING OPT)	0.000	0.000
PORE_UPDATE_FLAG	0.000	0.000
PORE_TAB. _FLAG (gt.0= use tabs)	0.000	0.000
lateral thrusts reduction elevatio	0.000	0.000
Downhill reduction factor for effe	0.000	0.000
Downhill reduction factor for pore	0.000	0.000

```
Uphill reduction factor for effect      0.000         0.000
Uphill reduction factor for pore p      0.000         0.000
SEISMIC HORIZONTAL ACCEL. Kh [g]       0.1203         0.000
UPHILL VERTICAL ACCEL.  Kv_uh [g]     0.6016E-01      0.000
DOWNHILL VERTICAL ACCEL.Kv_dh [g]    -0.6016E-01      0.000
UPHILL BETA ANGLE (SLOPE) [deg]         0.000         0.000
UPHILL DELTA/PHI RATIO                 0.5000         0.000
DOWNHILL BETA ANGLE (SLOPE) [deg]       0.000         0.000
DOWNHILL DELTA/PHI RATIO               0.5000         0.000
DYN.WATER BEHAVIOUR                     0.000         0.000
Excess pore pressure RATIO Ru           0.000         0.000
SEISMIC PRESSURE LOWER VALUE            43.08         0.000
SEISMIC PRESSURE UPPER VALUE            43.08         0.000
SEISMIC PRESSURE LOWER LEVEL           -9.300         0.000
SEISMIC PRESSURE UPPER LEVEL            0.000         0.000

================================================================================================================end of step    6


 LEFT-HAND WALL

 LOWER  LEVEL         -15.50000
 UPPER  LEVEL           0.00000

 RIGHT-HAND WALL

 LOWER  LEVEL         -15.50000
 UPPER  LEVEL           0.00000
```

```
+-------------------------------------------------------------------------------------------------------------------------+
|                  PARATIEPLUS(TM)   NLS ENGINE RELEASE  2018.0    FULL VERSION  *Build date:Nov 13, 2017*              |
|                                                                                                                         |
|                                  NewProject.BaseDesignSection_28.SISMICASTR_1243                                        |
|                                 Exe Time : 4 September 2018 18:06:54                                                    |
+-------------------------------------------------------------------------------------------------------------------------+
 I N I T I A L   S T R E S S   T A B L E S

            S E C T I O N

 NUMBER OF DEFINED TABLES             2


INPUT DATA FOR INITIAL STRESS SET NO.    1
PERTAINING SOIL ELEMENTS AT Y-COORD    0.0000

ACTIVATION TIME                              1.0000
END TIME (TIME BEYOND WHICH IT IS REMOVED)   6.0000

TYPE BOUSSINESQ

 HORIZONTAL DISTANCE (DY)           1.00000000000000
 FOUNDATION WIDTH    (B)            15.0000000000000
 ZETA-F.....                   0.000000000000000E+000
 Q-F .....                      20.0000000000000
 BETA .....                     45.0000000000000
 BEHAVIOUR (0=FREE, 1=REFLECTING)  0.000000000000000E+000


INPUT DATA FOR INITIAL STRESS SET NO.    2
PERTAINING SOIL ELEMENTS AT Y-COORD    0.0000

ACTIVATION TIME                              1.0000
END TIME (TIME BEYOND WHICH IT IS REMOVED)   6.0000

TYPE BOUSSINESQ

 HORIZONTAL DISTANCE (DY)           22.0000000000000
 FOUNDATION WIDTH    (B)            17.0000000000000
 ZETA-F.....                    2.70000000000000
 Q-F .....                      20.0000000000000
 BETA .....                     45.0000000000000
 BEHAVIOUR (0=FREE, 1=REFLECTING)  0.000000000000000E+000


 ELEMENT GROUPS BACKUP AREA CAN STAY IN CORE AT
 POSITION        7318

 NO. OF D.P.W  FOR THIS AREA      12023
 MAX NO. OF D.P.W. AVAILABLE      81920
 ** MAX NO OF ITERATIONS SET TO          40

ITER     0 RNORM = 0.000     RMNORM= 0.000
           RINORM=0.3602E+05 RIMNOR= 0.000
           RENORM=0.2603E-28 REMNOR= 0.000     RATIO =0.2688E-16 TOLER =0.1000E-03      CONVERGED !
           RFMAX = 25.33     RMMAX = 0.000
           RTSMAL=0.1000E-03 RMSMAL= 0.000
           RDT   =0.3602E+05 RDR   = 0.000
           RATIOT=0.2688E-16 RATIOR= 0.000
           MAX UN=0.1776E-14 IEQ=   391 NODE     79 DOF   1  Y-DISPL.F
           MIN UN=-.3553E-14 IEQ=   186 NODE     38 DOF   1  Y-DISPL.F
           NO. OF CONTACT CONSTRAINT VIOLATIONS     0
```

```
+-------------------------------------------------------------------------------------------------------------------------+
|                   PARATIEPLUS(TM)   NLS ENGINE RELEASE  2018.0    FULL VERSION  *Build date:Nov 13, 2017*               |
|                                                                                                                         |
|                                    NewProject.BaseDesignSection_28.SISMICASTR_1243                                      |
|                                   Exe Time : 4 September 2018 18:06:54                                                  |
+-------------------------------------------------------------------------------------------------------------------------+
New Project
SOLUTION REACHED USING     0 ITERATIONS ON   40

no equilibrium iterations were performed to
obtain current solution

P R I N T   O U T   F O R   T I M E   S T E P    1     ( AT TIME   1.000     )

PRINT OUT OF ACTIVE COMPONENTS (FIXED NODES ARE NOT PRINTED OUT)
```

	Y-DISPL.F (02)	X-ROT. F (04)	Y-DISPL.S (08)	X-ROT. S (10)	Y-FORCE (14)	GAP	C-FORCE
1	0.000000	0.000000	0.000000	0.000000	0.000000	0.000000	0.000000
2	0.000000	0.000000	0.000000	0.000000	0.000000	0.000000	0.000000
3	0.000000	0.000000	0.000000	0.000000	0.000000	0.000000	0.000000
4	0.000000	0.000000	0.000000	0.000000	0.000000	0.000000	0.000000
5	0.000000	0.000000	0.000000	0.000000	0.000000	0.000000	0.000000
6	0.000000	0.000000	0.000000	0.000000	0.000000	0.000000	0.000000
7	0.000000	0.000000	0.000000	0.000000	0.000000	0.000000	0.000000
8	0.000000	0.000000	0.000000	0.000000	0.000000	0.000000	0.000000
9	0.000000	0.000000	0.000000	0.000000	0.000000	0.000000	0.000000
10	0.000000	0.000000	0.000000	0.000000	0.000000	0.000000	0.000000
11	0.000000	0.000000	0.000000	0.000000	0.000000	0.000000	0.000000
12	0.000000	0.000000	0.000000	0.000000	0.000000	0.000000	0.000000
13	0.000000	0.000000	0.000000	0.000000	0.000000	0.000000	0.000000
14	0.000000	0.000000	0.000000	0.000000	0.000000	0.000000	0.000000
15	0.000000	0.000000	0.000000	0.000000	0.000000	0.000000	0.000000
16	0.000000	0.000000	0.000000	0.000000	0.000000	0.000000	0.000000
17	0.000000	0.000000	0.000000	0.000000	0.000000	0.000000	0.000000
18	0.000000	0.000000	0.000000	0.000000	0.000000	0.000000	0.000000
19	0.000000	0.000000	0.000000	0.000000	0.000000	0.000000	0.000000
20	0.000000	0.000000	0.000000	0.000000	0.000000	0.000000	0.000000
21	0.000000	0.000000	0.000000	0.000000	0.000000	0.000000	0.000000
22	0.000000	0.000000	0.000000	0.000000	0.000000	0.000000	0.000000
23	0.000000	0.000000	0.000000	0.000000	0.000000	0.000000	0.000000
24	0.000000	0.000000	0.000000	0.000000	0.000000	0.000000	0.000000
25	0.000000	0.000000	0.000000	0.000000	0.000000	0.000000	0.000000
26	0.000000	0.000000	0.000000	0.000000	0.000000	0.000000	0.000000
27	0.000000	0.000000	0.000000	0.000000	0.000000	0.000000	0.000000
28	0.000000	0.000000	0.000000	0.000000	0.000000	0.000000	0.000000
29	0.000000	0.000000	0.000000	0.000000	0.000000	0.000000	0.000000
30	0.000000	0.000000	0.000000	0.000000	0.000000	0.000000	0.000000
31	0.000000	0.000000	0.000000	0.000000	0.000000	0.000000	0.000000
32	0.000000	0.000000	0.000000	0.000000	0.000000	0.000000	0.000000
33	0.000000	0.000000	0.000000	0.000000	0.000000	0.000000	0.000000
34	0.000000	0.000000	0.000000	0.000000	0.000000	0.000000	0.000000
35	0.000000	0.000000	0.000000	0.000000	0.000000	0.000000	0.000000
36	0.000000	0.000000	0.000000	0.000000	0.000000	0.000000	0.000000
37	0.000000	0.000000	0.000000	0.000000	0.000000	0.000000	0.000000
38	0.000000	0.000000	0.000000	0.000000	0.000000	0.000000	0.000000
39	0.000000	0.000000	0.000000	0.000000	0.000000	0.000000	0.000000
40	0.000000	0.000000	0.000000	0.000000	0.000000	0.000000	0.000000
41	0.000000	0.000000	0.000000	0.000000	0.000000	0.000000	0.000000
42	0.000000	0.000000	0.000000	0.000000	0.000000	0.000000	0.000000
43	0.000000	0.000000	0.000000	0.000000	0.000000	0.000000	0.000000
44	0.000000	0.000000	0.000000	0.000000	0.000000	0.000000	0.000000
45	0.000000	0.000000	0.000000	0.000000	0.000000	0.000000	0.000000
46	0.000000	0.000000	0.000000	0.000000	0.000000	0.000000	0.000000
47	0.000000	0.000000	0.000000	0.000000	0.000000	0.000000	0.000000
48	0.000000	0.000000	0.000000	0.000000	0.000000	0.000000	0.000000
49	0.000000	0.000000	0.000000	0.000000	0.000000	0.000000	0.000000
50	0.000000	0.000000	0.000000	0.000000	0.000000	0.000000	0.000000
51	0.000000	0.000000	0.000000	0.000000	0.000000	0.000000	0.000000
52	0.000000	0.000000	0.000000	0.000000	0.000000	0.000000	0.000000

53	0.000000	0.000000	0.000000	0.000000	0.000000	0.000000	0.000000
54	0.000000	0.000000	0.000000	0.000000	0.000000	0.000000	0.000000
55	0.000000	0.000000	0.000000	0.000000	0.000000	0.000000	0.000000
56	0.000000	0.000000	0.000000	0.000000	0.000000	0.000000	0.000000
57	0.000000	0.000000	0.000000	0.000000	0.000000	0.000000	0.000000
58	0.000000	0.000000	0.000000	0.000000	0.000000	0.000000	0.000000
59	0.000000	0.000000	0.000000	0.000000	0.000000	0.000000	0.000000
60	0.000000	0.000000	0.000000	0.000000	0.000000	0.000000	0.000000
61	0.000000	0.000000	0.000000	0.000000	0.000000	0.000000	0.000000
62	0.000000	0.000000	0.000000	0.000000	0.000000	0.000000	0.000000
63	0.000000	0.000000	0.000000	0.000000	0.000000	0.000000	0.000000
64	0.000000	0.000000	0.000000	0.000000	0.000000	0.000000	0.000000
65	0.000000	0.000000	0.000000	0.000000	0.000000	0.000000	0.000000
66	0.000000	0.000000	0.000000	0.000000	0.000000	0.000000	0.000000
67	0.000000	0.000000	0.000000	0.000000	0.000000	0.000000	0.000000
68	0.000000	0.000000	0.000000	0.000000	0.000000	0.000000	0.000000
69	0.000000	0.000000	0.000000	0.000000	0.000000	0.000000	0.000000
70	0.000000	0.000000	0.000000	0.000000	0.000000	0.000000	0.000000
71	0.000000	0.000000	0.000000	0.000000	0.000000	0.000000	0.000000
72	0.000000	0.000000	0.000000	0.000000	0.000000	0.000000	0.000000
73	0.000000	0.000000	0.000000	0.000000	0.000000	0.000000	0.000000
74	0.000000	0.000000	0.000000	0.000000	0.000000	0.000000	0.000000
75	0.000000	0.000000	0.000000	0.000000	0.000000	0.000000	0.000000
76	0.000000	0.000000	0.000000	0.000000	0.000000	0.000000	0.000000
77	0.000000	0.000000	0.000000	0.000000	0.000000	0.000000	0.000000
78	0.000000	0.000000	0.000000	0.000000	0.000000	0.000000	0.000000
79	0.000000	0.000000	0.000000	0.000000	0.000000	0.000000	0.000000

```
+-------------------------------------------------------------------------------------------------------------------------------+
|                  PARATIEPLUS(TM)   NLS ENGINE RELEASE  2018.0    FULL VERSION  *Build date:Nov 13, 2017*                    |
|                                                                                                                               |
|                                    NewProject.BaseDesignSection_28.SISMICASTR_1243                                            |
|                                   Exe Time : 4 September 2018 18:06:54                                                        |
+-------------------------------------------------------------------------------------------------------------------------------+
New Project


S T R E S S   R E S U L T S   F O R   G R O U P   N O.   1

0_L                                                              :
ELEMENT TYPE    5 NO.OF ELEMENTS. IN THIS GROUP   79
C U R R E N T   T I M E   I S      1.0000

 HARDENING 2D SOIL ELEMENT

 ****** TOTAL STRESS FORMULATION *****

  EL *   FORCE     DISPL-Y  VERTICAL-P  HORIZON.-P     MAX-V-P     MAX-H-P           STATE   STIFFNESS Z-LEVEL      PORE
E FACTOR    UFACTOR       Peq           Su_a         Su_p     LAYER
 ------------------------------------------------------------------------------------------------------------------------------
-------------------------------------------------------------------------------------------
   1 D  6.6846E-02   0.000      6.3056E-03  0.6685      6.3056E-03  0.6685            V-C  2.5143E+04   0.000       0.000
1.000       1.000      0.6685       0.000       0.000     DI1_164_167_L_0
   2 D  0.9275       0.000       3.240       4.638       3.240       4.638            V-C  2.5143E+04 -0.2000       0.000
1.000       1.000       4.638       0.000       0.000     DI1_164_167_L_0
   3 D   1.652       0.000       6.637       8.262       6.637       8.262            V-C  2.5143E+04 -0.4000       0.000
1.000       1.000       8.262       0.000       0.000     DI1_164_167_L_0
   4 D   2.276       0.000       10.24       11.38       10.24       11.38            V-C  2.5143E+04 -0.6000       0.000
1.000       1.000       11.38       0.000       0.000     DI1_164_167_L_0
   5 D   2.804       0.000       14.00       14.02       14.00       14.02            V-C  2.5143E+04 -0.8000       0.000
1.000       1.000       14.02       0.000       0.000     DI1_164_167_L_0
   6 D   3.258       0.000       17.83       16.29       17.83       16.29            V-C  2.5143E+04  -1.000       0.000
1.000       1.000       16.29       0.000       0.000     DI1_164_167_L_0
   7 D   3.661       0.000       21.70       18.30       21.70       18.30            V-C  2.5143E+04  -1.200       0.000
1.000       1.000       18.30       0.000       0.000     DI1_164_167_L_0
   8 D   4.029       0.000       25.76       20.14       25.76       20.14            V-C  2.5143E+04  -1.400       0.000
1.000       1.000       20.14       0.000       0.000     DI1_164_167_L_0
   9 D   4.375       0.000       29.67       21.87       29.67       21.87            V-C  2.5143E+04  -1.600       0.000
1.000       1.000       21.87       0.000       0.000     DI1_164_167_L_0
  10 D   4.706       0.000       34.27       23.53       34.27       23.53            V-C  2.5143E+04  -1.800       0.000
1.000       1.000       23.53       0.000       0.000     DI1_164_167_L_0
  11 D   5.028       0.000       37.91       25.14       37.91       25.14            V-C  2.5143E+04  -2.000       0.000
1.000       1.000       25.14       0.000       0.000     DI1_164_167_L_0
  12 D   5.343       0.000       41.48       26.72       41.48       26.72            V-C  2.5143E+04  -2.200       0.000
1.000       1.000       26.72       0.000       0.000     DI1_164_167_L_0
  13 D   5.654       0.000       45.62       28.27       45.62       28.27            V-C  2.5143E+04  -2.400       0.000
1.000       1.000       28.27       0.000       0.000     DI1_164_167_L_0
  14 D   5.961       0.000       49.06       29.81       49.06       29.81            V-C  2.5143E+04  -2.600       0.000
1.000       1.000       29.81       0.000       0.000     DI1_164_167_L_0
  15 D   6.267       0.000       52.48       31.33       52.48       31.33            V-C  2.5143E+04  -2.800       0.000
1.000       1.000       31.33       0.000       0.000     DI1_164_167_L_0
  16 D   6.571       0.000       56.37       32.85       56.37       32.85            V-C  2.5143E+04  -3.000       0.000
1.000       1.000       32.85       0.000       0.000     DI1_164_167_L_0
  17 D   6.873       0.000       59.72       34.37       59.72       34.37            V-C  2.5143E+04  -3.200       0.000
1.000       1.000       34.37       0.000       0.000     DI1_164_167_L_0
  18 D   7.175       0.000       63.49       35.88       63.49       35.88            V-C  2.5143E+04  -3.400       0.000
1.000       1.000       35.88       0.000       0.000     DI1_164_167_L_0
  19 D   7.477       0.000       66.79       37.38       66.79       37.38            V-C  2.5143E+04  -3.600       0.000
1.000       1.000       37.38       0.000       0.000     DI1_164_167_L_0
  20 D   7.778       0.000       70.09       38.89       70.09       38.89            V-C  2.5143E+04  -3.800       0.000
1.000       1.000       38.89       0.000       0.000     DI1_164_167_L_0
  21 D   8.078       0.000       73.38       40.39       73.38       40.39            V-C  2.5143E+04  -4.000       0.000
1.000       1.000       40.39       0.000       0.000     DI1_164_167_L_0
  22 D   8.379       0.000       77.01       41.89       77.01       41.89            V-C  2.5143E+04  -4.200       0.000
1.000       1.000       41.89       0.000       0.000     DI1_164_167_L_0
  23 D   8.679       0.000       80.27       43.40       80.27       43.40            V-C  2.5143E+04  -4.400       0.000
1.000       1.000       43.40       0.000       0.000     DI1_164_167_L_0
  24 D   8.980       0.000       83.53       44.90       83.53       44.90            V-C  2.5143E+04  -4.600       0.000
1.000       1.000       44.90       0.000       0.000     DI1_164_167_L_0
```

25 D	9.280	0.000	87.10	46.40	87.10	46.40	V-C	2.5143E+04	-4.800	0.000	
1.000	1.000	46.40	0.000	0.000	DI1_164_167_L_0						
26 D	9.581	0.000	90.34	47.90	90.34	47.90	V-C	6.0600E+04	-5.000	0.000	
1.000	1.000	47.90	0.000	0.000	DI2_165_168_L_0						
27 D	9.882	0.000	93.58	49.41	93.58	49.41	V-C	6.0600E+04	-5.200	0.000	
1.000	1.000	49.41	0.000	0.000	DI2_165_168_L_0						
28 D	10.18	0.000	97.10	50.91	97.10	50.91	V-C	6.0600E+04	-5.400	0.000	
1.000	1.000	50.91	0.000	0.000	DI2_165_168_L_0						
29 D	10.48	0.000	100.3	52.42	100.3	52.42	V-C	6.0600E+04	-5.600	0.000	
1.000	1.000	52.42	0.000	0.000	DI2_165_168_L_0						
30 D	10.78	0.000	103.6	53.92	103.6	53.92	V-C	6.0600E+04	-5.800	0.000	
1.000	1.000	53.92	0.000	0.000	DI2_165_168_L_0						
31 D	11.09	0.000	107.0	55.43	107.0	55.43	V-C	6.0600E+04	-6.000	0.000	
1.000	1.000	55.43	0.000	0.000	DI2_165_168_L_0						
32 D	11.39	0.000	110.3	56.94	110.3	56.94	V-C	6.0600E+04	-6.200	0.000	
1.000	1.000	56.94	0.000	0.000	DI2_165_168_L_0						
33 D	11.69	0.000	113.5	58.44	113.5	58.44	V-C	6.0600E+04	-6.400	0.000	
1.000	1.000	58.44	0.000	0.000	DI2_165_168_L_0						
34 D	11.99	0.000	116.9	59.95	116.9	59.95	V-C	6.0600E+04	-6.600	0.000	
1.000	1.000	59.95	0.000	0.000	DI2_165_168_L_0						
35 D	12.29	0.000	120.1	61.46	120.1	61.46	V-C	6.0600E+04	-6.800	0.000	
1.000	1.000	61.46	0.000	0.000	DI2_165_168_L_0						
36 D	12.60	0.000	123.3	62.98	123.3	62.98	V-C	6.0600E+04	-7.000	0.000	
1.000	1.000	62.98	0.000	0.000	DI2_165_168_L_0						
37 D	12.90	0.000	126.8	64.49	126.8	64.49	V-C	6.0600E+04	-7.200	0.000	
1.000	1.000	64.49	0.000	0.000	DI2_165_168_L_0						
38 D	13.20	0.000	130.0	66.00	130.0	66.00	V-C	6.0600E+04	-7.400	0.000	
1.000	1.000	66.00	0.000	0.000	DI2_165_168_L_0						
39 D	13.50	0.000	133.2	67.52	133.2	67.52	V-C	6.0600E+04	-7.600	0.000	
1.000	1.000	67.52	0.000	0.000	DI2_165_168_L_0						
40 D	13.81	0.000	136.6	69.03	136.6	69.03	V-C	6.0600E+04	-7.800	0.000	
1.000	1.000	69.03	0.000	0.000	DI2_165_168_L_0						
41 D	14.11	0.000	139.8	70.55	139.8	70.55	V-C	6.0600E+04	-8.000	0.000	
1.000	1.000	70.55	0.000	0.000	DI2_165_168_L_0						
42 D	14.41	0.000	143.0	72.07	143.0	72.07	V-C	6.0600E+04	-8.200	0.000	
1.000	1.000	72.07	0.000	0.000	DI2_165_168_L_0						
43 D	14.72	0.000	146.4	73.59	146.4	73.59	V-C	6.0600E+04	-8.400	0.000	
1.000	1.000	73.59	0.000	0.000	DI2_165_168_L_0						
44 D	15.02	0.000	149.6	75.11	149.6	75.11	V-C	6.0600E+04	-8.600	0.000	
1.000	1.000	75.11	0.000	0.000	DI2_165_168_L_0						
45 D	15.33	0.000	152.8	76.63	152.8	76.63	V-C	6.0600E+04	-8.800	0.000	
1.000	1.000	76.63	0.000	0.000	DI2_165_168_L_0						
46 D	15.63	0.000	156.2	78.16	156.2	78.16	V-C	6.0600E+04	-9.000	0.000	
1.000	1.000	78.16	0.000	0.000	DI2_165_168_L_0						
47 D	11.95	0.000	159.4	79.68	159.4	79.68	V-C	6.0600E+04	-9.200	0.000	
1.000	1.000	79.68	0.000	0.000	DI2_165_168_L_0						
48 D	12.07	0.000	161.1	80.44	161.1	80.44	V-C	6.0600E+04	-9.300	0.000	
1.000	1.000	80.44	0.000	0.000	DI2_165_168_L_0						
49 D	16.39	0.000	164.3	81.97	164.3	81.97	V-C	6.0600E+04	-9.500	0.000	
1.000	1.000	81.97	0.000	0.000	DI2_165_168_L_0						
50 D	16.70	0.000	167.5	83.50	167.5	83.50	V-C	6.0600E+04	-9.700	0.000	
1.000	1.000	83.50	0.000	0.000	DI2_165_168_L_0						
51 D	17.00	0.000	170.8	85.02	170.8	85.02	V-C	6.0600E+04	-9.900	0.000	
1.000	1.000	85.02	0.000	0.000	DI2_165_168_L_0						
52 D	17.31	0.000	174.0	86.55	174.0	86.55	V-C	6.0600E+04	-10.10	0.000	
1.000	1.000	86.55	0.000	0.000	DI2_165_168_L_0						
53 D	17.62	0.000	177.2	88.09	177.2	88.09	V-C	6.0600E+04	-10.30	0.000	
1.000	1.000	88.09	0.000	0.000	DI2_165_168_L_0						
54 D	17.92	0.000	180.6	89.62	180.6	89.62	V-C	6.0600E+04	-10.50	0.000	
1.000	1.000	89.62	0.000	0.000	DI2_165_168_L_0						
55 D	18.23	0.000	183.8	91.15	183.8	91.15	V-C	6.0600E+04	-10.70	0.000	
1.000	1.000	91.15	0.000	0.000	DI2_165_168_L_0						
56 D	18.54	0.000	187.0	92.68	187.0	92.68	V-C	6.0600E+04	-10.90	0.000	
1.000	1.000	92.68	0.000	0.000	DI2_165_168_L_0						
57 D	18.84	0.000	190.3	94.22	190.3	94.22	V-C	6.0600E+04	-11.10	0.000	
1.000	1.000	94.22	0.000	0.000	DI2_165_168_L_0						
58 D	19.15	0.000	193.5	95.76	193.5	95.76	V-C	6.0600E+04	-11.30	0.000	
1.000	1.000	95.76	0.000	0.000	DI2_165_168_L_0						
59 D	19.46	0.000	196.7	97.29	196.7	97.29	V-C	6.0600E+04	-11.50	0.000	
1.000	1.000	97.29	0.000	0.000	DI2_165_168_L_0						
60 D	19.77	0.000	200.0	98.83	200.0	98.83	V-C	6.0600E+04	-11.70	0.000	
1.000	1.000	98.83	0.000	0.000	DI2_165_168_L_0						
61 D	20.07	0.000	203.2	100.4	203.2	100.4	V-C	6.0600E+04	-11.90	0.000	
1.000	1.000	100.4	0.000	0.000	DI2_165_168_L_0						

62 D	20.38	0.000	206.4	101.9	206.4	101.9	V-C	6.0600E+04	-12.10	0.000	1.000	1.000
101.9	0.000	0.000	DI2_165_168_L_0									
63 D	20.69	0.000	209.8	103.5	209.8	103.5	V-C	6.0600E+04	-12.30	0.000	1.000	1.000
103.5	0.000	0.000	DI2_165_168_L_0									
64 D	21.00	0.000	213.0	105.0	213.0	105.0	V-C	6.0600E+04	-12.50	0.000	1.000	1.000
105.0	0.000	0.000	DI2_165_168_L_0									
65 D	21.31	0.000	216.2	106.5	216.2	106.5	V-C	6.0600E+04	-12.70	0.000	1.000	1.000
106.5	0.000	0.000	DI2_165_168_L_0									
66 D	21.62	0.000	219.5	108.1	219.5	108.1	V-C	6.0600E+04	-12.90	0.000	1.000	1.000
108.1	0.000	0.000	DI2_165_168_L_0									
67 D	21.93	0.000	222.7	109.6	222.7	109.6	V-C	6.0600E+04	-13.10	0.000	1.000	1.000
109.6	0.000	0.000	DI2_165_168_L_0									
68 D	22.23	0.000	225.9	111.2	225.9	111.2	V-C	6.0600E+04	-13.30	0.000	1.000	1.000
111.2	0.000	0.000	DI2_165_168_L_0									
69 D	22.54	0.000	229.2	112.7	229.2	112.7	V-C	6.0600E+04	-13.50	0.000	1.000	1.000
112.7	0.000	0.000	DI2_165_168_L_0									
70 D	22.85	0.000	232.4	114.3	232.4	114.3	V-C	6.0600E+04	-13.70	0.000	1.000	1.000
114.3	0.000	0.000	DI2_165_168_L_0									
71 D	23.16	0.000	235.6	115.8	235.6	115.8	V-C	6.0600E+04	-13.90	0.000	1.000	1.000
115.8	0.000	0.000	DI2_165_168_L_0									
72 D	23.47	0.000	238.9	117.4	238.9	117.4	V-C	6.0600E+04	-14.10	0.000	1.000	1.000
117.4	0.000	0.000	DI2_165_168_L_0									
73 D	23.78	0.000	242.1	118.9	242.1	118.9	V-C	6.0600E+04	-14.30	0.000	1.000	1.000
118.9	0.000	0.000	DI2_165_168_L_0									
74 D	24.09	0.000	245.3	120.5	245.3	120.5	V-C	6.0600E+04	-14.50	0.000	1.000	1.000
120.5	0.000	0.000	DI2_165_168_L_0									
75 D	24.40	0.000	248.6	122.0	248.6	122.0	V-C	6.0600E+04	-14.70	0.000	1.000	1.000
122.0	0.000	0.000	DI2_165_168_L_0									
76 D	24.71	0.000	251.8	123.6	251.8	123.6	V-C	6.0600E+04	-14.90	0.000	1.000	1.000
123.6	0.000	0.000	DI2_165_168_L_0									
77 D	25.02	0.000	255.0	125.1	255.0	125.1	V-C	6.0600E+04	-15.10	0.000	1.000	1.000
125.1	0.000	0.000	DI2_165_168_L_0									
78 D	25.33	0.000	258.3	126.7	258.3	126.7	V-C	6.0600E+04	-15.30	0.000	1.000	1.000
126.7	0.000	0.000	DI2_165_168_L_0									
79 D	12.82	0.000	261.5	128.2	261.5	128.2	V-C	6.0600E+04	-15.50	0.000	1.000	1.000
128.2	0.000	0.000	DI2_165_168_L_0									

```
+-------------------------------------------------------------------------------------------------------------------------------+
|                  PARATIEPLUS(TM)   NLS ENGINE RELEASE  2018.0    FULL VERSION  *Build date:Nov 13, 2017*                    |
|                                                                                                                               |
|                                    NewProject.BaseDesignSection_28.SISMICASTR_1243                                            |
|                                   Exe Time : 4 September 2018 18:06:54                                                        |
+-------------------------------------------------------------------------------------------------------------------------------+
New Project


S T R E S S   R E S U L T S   F O R   G R O U P   N O.   2

0_R                                                          :
ELEMENT TYPE    5 NO.OF ELEMENTS. IN THIS GROUP   79
C U R R E N T   T I M E   I S      1.0000

 HARDENING 2D SOIL ELEMENT

 ****** TOTAL STRESS FORMULATION *****

  EL *   FORCE     DISPL-Y  VERTICAL-P  HORIZON.-P     MAX-V-P     MAX-H-P           STATE   STIFFNESS Z-LEVEL      PORE
E FACTOR    UFACTOR       Peq           Su_a         Su_p     LAYER
 ------------------------------------------------------------------------------------------------------------------------------
-------------------------------------------------------------------------------------------
   1 D  6.6846E-02   0.000       0.000      0.6685       0.000      0.6685             V-C  1.6762E+04   0.000       0.000
1.000       1.000      0.6685       0.000       0.000     DI1_164_167_L_0
   2 D  0.9275       0.000       3.200       4.638       3.200       4.638             V-C  1.6762E+04 -0.2000       0.000
1.000       1.000       4.638       0.000       0.000     DI1_164_167_L_0
   3 D   1.652       0.000       6.400       8.262       6.400       8.262             V-C  1.6762E+04 -0.4000       0.000
1.000       1.000       8.262       0.000       0.000     DI1_164_167_L_0
   4 D   2.276       0.000       9.600       11.38       9.600       11.38             V-C  1.6762E+04 -0.6000       0.000
1.000       1.000       11.38       0.000       0.000     DI1_164_167_L_0
   5 D   2.804       0.000       12.80       14.02       12.80       14.02             V-C  1.6762E+04 -0.8000       0.000
1.000       1.000       14.02       0.000       0.000     DI1_164_167_L_0
   6 D   3.258       0.000       16.00       16.29       16.00       16.29             V-C  1.6762E+04  -1.000       0.000
1.000       1.000       16.29       0.000       0.000     DI1_164_167_L_0
   7 D   3.661       0.000       19.20       18.30       19.20       18.30             V-C  1.6762E+04  -1.200       0.000
1.000       1.000       18.30       0.000       0.000     DI1_164_167_L_0
   8 D   4.029       0.000       22.40       20.14       22.40       20.14             V-C  1.6762E+04  -1.400       0.000
1.000       1.000       20.14       0.000       0.000     DI1_164_167_L_0
   9 D   4.375       0.000       25.60       21.87       25.60       21.87             V-C  1.6762E+04  -1.600       0.000
1.000       1.000       21.87       0.000       0.000     DI1_164_167_L_0
  10 D   4.706       0.000       28.80       23.53       28.80       23.53             V-C  1.6762E+04  -1.800       0.000
1.000       1.000       23.53       0.000       0.000     DI1_164_167_L_0
  11 D   5.028       0.000       32.00       25.14       32.00       25.14             V-C  1.6762E+04  -2.000       0.000
1.000       1.000       25.14       0.000       0.000     DI1_164_167_L_0
  12 D   5.343       0.000       35.20       26.72       35.20       26.72             V-C  1.6762E+04  -2.200       0.000
1.000       1.000       26.72       0.000       0.000     DI1_164_167_L_0
  13 D   5.654       0.000       38.40       28.27       38.40       28.27             V-C  1.6762E+04  -2.400       0.000
1.000       1.000       28.27       0.000       0.000     DI1_164_167_L_0
  14 D   5.961       0.000       41.60       29.81       41.60       29.81             V-C  1.6762E+04  -2.600       0.000
1.000       1.000       29.81       0.000       0.000     DI1_164_167_L_0
  15 D   6.267       0.000       44.80       31.33       44.80       31.33             V-C  1.6762E+04  -2.800       0.000
1.000       1.000       31.33       0.000       0.000     DI1_164_167_L_0
  16 D   6.571       0.000       48.00       32.85       48.00       32.85             V-C  1.6762E+04  -3.000       0.000
1.000       1.000       32.85       0.000       0.000     DI1_164_167_L_0
  17 D   6.873       0.000       51.20       34.37       51.20       34.37             V-C  1.6762E+04  -3.200       0.000
1.000       1.000       34.37       0.000       0.000     DI1_164_167_L_0
  18 D   7.175       0.000       54.40       35.88       54.40       35.88             V-C  1.6762E+04  -3.400       0.000
1.000       1.000       35.88       0.000       0.000     DI1_164_167_L_0
  19 D   7.477       0.000       57.60       37.38       57.60       37.38             V-C  1.6762E+04  -3.600       0.000
1.000       1.000       37.38       0.000       0.000     DI1_164_167_L_0
  20 D   7.778       0.000       60.80       38.89       60.80       38.89             V-C  1.6762E+04  -3.800       0.000
1.000       1.000       38.89       0.000       0.000     DI1_164_167_L_0
  21 D   8.078       0.000       64.00       40.39       64.00       40.39             V-C  1.6762E+04  -4.000       0.000
1.000       1.000       40.39       0.000       0.000     DI1_164_167_L_0
  22 D   8.379       0.000       67.20       41.89       67.20       41.89             V-C  1.6762E+04  -4.200       0.000
1.000       1.000       41.89       0.000       0.000     DI1_164_167_L_0
  23 D   8.679       0.000       70.40       43.40       70.40       43.40             V-C  1.6762E+04  -4.400       0.000
1.000       1.000       43.40       0.000       0.000     DI1_164_167_L_0
  24 D   8.980       0.000       73.60       44.90       73.60       44.90             V-C  1.6762E+04  -4.600       0.000
1.000       1.000       44.90       0.000       0.000     DI1_164_167_L_0
```

25	D	9.280	0.000	76.80	46.40	76.80	46.40	V-C	1.6762E+04	-4.800	0.000
1.000		1.000	46.40	0.000	0.000	DI1_164_167_L_0					
26	D	9.581	0.000	80.00	47.90	80.00	47.90	V-C	3.5730E+04	-5.000	0.000
1.000		1.000	47.90	0.000	0.000	DI2_165_168_L_0					
27	D	9.882	0.000	83.20	49.41	83.20	49.41	V-C	3.5730E+04	-5.200	0.000
1.000		1.000	49.41	0.000	0.000	DI2_165_168_L_0					
28	D	10.18	0.000	86.40	50.91	86.40	50.91	V-C	3.5730E+04	-5.400	0.000
1.000		1.000	50.91	0.000	0.000	DI2_165_168_L_0					
29	D	10.48	0.000	89.60	52.42	89.60	52.42	V-C	3.5730E+04	-5.600	0.000
1.000		1.000	52.42	0.000	0.000	DI2_165_168_L_0					
30	D	10.78	0.000	92.80	53.92	92.80	53.92	V-C	3.5730E+04	-5.800	0.000
1.000		1.000	53.92	0.000	0.000	DI2_165_168_L_0					
31	D	11.09	0.000	96.00	55.43	96.00	55.43	V-C	3.5730E+04	-6.000	0.000
1.000		1.000	55.43	0.000	0.000	DI2_165_168_L_0					
32	D	11.39	0.000	99.20	56.94	99.20	56.94	V-C	3.5730E+04	-6.200	0.000
1.000		1.000	56.94	0.000	0.000	DI2_165_168_L_0					
33	D	11.69	0.000	102.4	58.44	102.4	58.44	V-C	3.5730E+04	-6.400	0.000
1.000		1.000	58.44	0.000	0.000	DI2_165_168_L_0					
34	D	11.99	0.000	105.6	59.95	105.6	59.95	V-C	3.5730E+04	-6.600	0.000
1.000		1.000	59.95	0.000	0.000	DI2_165_168_L_0					
35	D	12.29	0.000	108.8	61.46	108.8	61.46	V-C	3.5730E+04	-6.800	0.000
1.000		1.000	61.46	0.000	0.000	DI2_165_168_L_0					
36	D	12.60	0.000	112.0	62.98	112.0	62.98	V-C	3.5730E+04	-7.000	0.000
1.000		1.000	62.98	0.000	0.000	DI2_165_168_L_0					
37	D	12.90	0.000	115.2	64.49	115.2	64.49	V-C	3.5730E+04	-7.200	0.000
1.000		1.000	64.49	0.000	0.000	DI2_165_168_L_0					
38	D	13.20	0.000	118.4	66.00	118.4	66.00	V-C	3.5730E+04	-7.400	0.000
1.000		1.000	66.00	0.000	0.000	DI2_165_168_L_0					
39	D	13.50	0.000	121.6	67.52	121.6	67.52	V-C	3.5730E+04	-7.600	0.000
1.000		1.000	67.52	0.000	0.000	DI2_165_168_L_0					
40	D	13.81	0.000	124.8	69.03	124.8	69.03	V-C	3.5730E+04	-7.800	0.000
1.000		1.000	69.03	0.000	0.000	DI2_165_168_L_0					
41	D	14.11	0.000	128.0	70.55	128.0	70.55	V-C	3.5730E+04	-8.000	0.000
1.000		1.000	70.55	0.000	0.000	DI2_165_168_L_0					
42	D	14.41	0.000	131.2	72.07	131.2	72.07	V-C	3.5730E+04	-8.200	0.000
1.000		1.000	72.07	0.000	0.000	DI2_165_168_L_0					
43	D	14.72	0.000	134.4	73.59	134.4	73.59	V-C	3.5730E+04	-8.400	0.000
1.000		1.000	73.59	0.000	0.000	DI2_165_168_L_0					
44	D	15.02	0.000	137.6	75.11	137.6	75.11	V-C	3.5730E+04	-8.600	0.000
1.000		1.000	75.11	0.000	0.000	DI2_165_168_L_0					
45	D	15.33	0.000	140.8	76.63	140.8	76.63	V-C	3.5730E+04	-8.800	0.000
1.000		1.000	76.63	0.000	0.000	DI2_165_168_L_0					
46	D	15.63	0.000	144.0	78.16	144.0	78.16	V-C	3.5730E+04	-9.000	0.000
1.000		1.000	78.16	0.000	0.000	DI2_165_168_L_0					
47	D	11.95	0.000	147.2	79.68	147.2	79.68	V-C	3.5730E+04	-9.200	0.000
1.000		1.000	79.68	0.000	0.000	DI2_165_168_L_0					
48	D	12.07	0.000	148.8	80.44	148.8	80.44	V-C	3.5730E+04	-9.300	0.000
1.000		1.000	80.44	0.000	0.000	DI2_165_168_L_0					
49	D	16.39	0.000	152.0	81.97	152.0	81.97	V-C	3.5730E+04	-9.500	0.000
1.000		1.000	81.97	0.000	0.000	DI2_165_168_L_0					
50	D	16.70	0.000	155.2	83.50	155.2	83.50	V-C	3.5730E+04	-9.700	0.000
1.000		1.000	83.50	0.000	0.000	DI2_165_168_L_0					
51	D	17.00	0.000	158.4	85.02	158.4	85.02	V-C	3.5730E+04	-9.900	0.000
1.000		1.000	85.02	0.000	0.000	DI2_165_168_L_0					
52	D	17.31	0.000	161.6	86.55	161.6	86.55	V-C	3.5730E+04	-10.10	0.000
1.000		1.000	86.55	0.000	0.000	DI2_165_168_L_0					
53	D	17.62	0.000	164.8	88.09	164.8	88.09	V-C	3.5730E+04	-10.30	0.000
1.000		1.000	88.09	0.000	0.000	DI2_165_168_L_0					
54	D	17.92	0.000	168.0	89.62	168.0	89.62	V-C	3.5730E+04	-10.50	0.000
1.000		1.000	89.62	0.000	0.000	DI2_165_168_L_0					
55	D	18.23	0.000	171.2	91.15	171.2	91.15	V-C	3.5730E+04	-10.70	0.000
1.000		1.000	91.15	0.000	0.000	DI2_165_168_L_0					
56	D	18.54	0.000	174.4	92.68	174.4	92.68	V-C	3.5730E+04	-10.90	0.000
1.000		1.000	92.68	0.000	0.000	DI2_165_168_L_0					
57	D	18.84	0.000	177.6	94.22	177.6	94.22	V-C	3.5730E+04	-11.10	0.000
1.000		1.000	94.22	0.000	0.000	DI2_165_168_L_0					
58	D	19.15	0.000	180.8	95.76	180.8	95.76	V-C	3.5730E+04	-11.30	0.000
1.000		1.000	95.76	0.000	0.000	DI2_165_168_L_0					
59	D	19.46	0.000	184.0	97.29	184.0	97.29	V-C	3.5730E+04	-11.50	0.000
1.000		1.000	97.29	0.000	0.000	DI2_165_168_L_0					
60	D	19.77	0.000	187.2	98.83	187.2	98.83	V-C	3.5730E+04	-11.70	0.000
1.000		1.000	98.83	0.000	0.000	DI2_165_168_L_0					
61	D	20.07	0.000	190.4	100.4	190.4	100.4	V-C	3.5730E+04	-11.90	0.000
1.000		1.000	100.4	0.000	0.000	DI2_165_168_L_0					

62 D	20.38	0.000	193.6	101.9	193.6	101.9	V-C	3.5730E+04	-12.10	0.000	
1.000	1.000	101.9	0.000	0.000	DI2_165_168_L_0						
63 D	20.69	0.000	196.8	103.5	196.8	103.5	V-C	3.5730E+04	-12.30	0.000	
1.000	1.000	103.5	0.000	0.000	DI2_165_168_L_0						
64 D	21.00	0.000	200.0	105.0	200.0	105.0	V-C	3.5730E+04	-12.50	0.000	
1.000	1.000	105.0	0.000	0.000	DI2_165_168_L_0						
65 D	21.31	0.000	203.2	106.5	203.2	106.5	V-C	3.5730E+04	-12.70	0.000	
1.000	1.000	106.5	0.000	0.000	DI2_165_168_L_0						
66 D	21.62	0.000	206.4	108.1	206.4	108.1	V-C	3.5730E+04	-12.90	0.000	
1.000	1.000	108.1	0.000	0.000	DI2_165_168_L_0						
67 D	21.93	0.000	209.6	109.6	209.6	109.6	V-C	3.5730E+04	-13.10	0.000	
1.000	1.000	109.6	0.000	0.000	DI2_165_168_L_0						
68 D	22.23	0.000	212.8	111.2	212.8	111.2	V-C	3.5730E+04	-13.30	0.000	
1.000	1.000	111.2	0.000	0.000	DI2_165_168_L_0						
69 D	22.54	0.000	216.0	112.7	216.0	112.7	V-C	3.5730E+04	-13.50	0.000	
1.000	1.000	112.7	0.000	0.000	DI2_165_168_L_0						
70 D	22.85	0.000	219.2	114.3	219.2	114.3	V-C	3.5730E+04	-13.70	0.000	
1.000	1.000	114.3	0.000	0.000	DI2_165_168_L_0						
71 D	23.16	0.000	222.4	115.8	222.4	115.8	V-C	3.5730E+04	-13.90	0.000	
1.000	1.000	115.8	0.000	0.000	DI2_165_168_L_0						
72 D	23.47	0.000	225.6	117.4	225.6	117.4	V-C	3.5730E+04	-14.10	0.000	
1.000	1.000	117.4	0.000	0.000	DI2_165_168_L_0						
73 D	23.78	0.000	228.8	118.9	228.8	118.9	V-C	3.5730E+04	-14.30	0.000	
1.000	1.000	118.9	0.000	0.000	DI2_165_168_L_0						
74 D	24.09	0.000	232.0	120.5	232.0	120.5	V-C	3.5730E+04	-14.50	0.000	
1.000	1.000	120.5	0.000	0.000	DI2_165_168_L_0						
75 D	24.40	0.000	235.2	122.0	235.2	122.0	V-C	3.5730E+04	-14.70	0.000	
1.000	1.000	122.0	0.000	0.000	DI2_165_168_L_0						
76 D	24.71	0.000	238.4	123.6	238.4	123.6	V-C	3.5730E+04	-14.90	0.000	
1.000	1.000	123.6	0.000	0.000	DI2_165_168_L_0						
77 D	25.02	0.000	241.6	125.1	241.6	125.1	V-C	3.5730E+04	-15.10	0.000	
1.000	1.000	125.1	0.000	0.000	DI2_165_168_L_0						
78 D	25.33	0.000	244.8	126.7	244.8	126.7	V-C	3.5730E+04	-15.30	0.000	
1.000	1.000	126.7	0.000	0.000	DI2_165_168_L_0						
79 D	12.82	0.000	248.0	128.2	248.0	128.2	V-C	3.5730E+04	-15.50	0.000	
1.000	1.000	128.2	0.000	0.000	DI2_165_168_L_0						

```
+-------------------------------------------------------------------------------------------------------------------------+
|                   PARATIEPLUS(TM)   NLS ENGINE RELEASE  2018.0    FULL VERSION  *Build date:Nov 13, 2017*              |
|                                                                                                                         |
|                                    NewProject.BaseDesignSection_28.SISMICASTR_1243                                      |
|                                   Exe Time : 4 September 2018 18:06:54                                                  |
+-------------------------------------------------------------------------------------------------------------------------+
New Project


S T R E S S   R E S U L T S   F O R   G R O U P   N O.   3

WallElement_33                                                :
ELEMENT TYPE    2 NO.OF ELEMENTS. IN THIS GROUP   78
C U R R E N T   T I M E   I S     1.0000

 WALL2D ELEMENT

   EL      TA          TB          MA          MB
-------------------------------------------------------
    1  0.0000      0.0000      0.0000      0.0000
    2  0.0000      0.0000      0.0000      0.0000
    3  0.0000      0.0000      0.0000      0.0000
    4  0.0000      0.0000      0.0000      0.0000
    5  0.0000      0.0000      0.0000      0.0000
    6  0.0000      0.0000      0.0000      0.0000
    7  0.0000      0.0000      0.0000      0.0000
    8  0.0000      0.0000      0.0000      0.0000
    9  0.0000      0.0000      0.0000      0.0000
   10  0.0000      0.0000      0.0000      0.0000
   11  0.0000      0.0000      0.0000      0.0000
   12  0.0000      0.0000      0.0000      0.0000
   13  0.0000      0.0000      0.0000      0.0000
   14  0.0000      0.0000      0.0000      0.0000
   15  0.0000      0.0000      0.0000      0.0000
   16  0.0000      0.0000      0.0000      0.0000
   17  0.0000      0.0000      0.0000      0.0000
   18  0.0000      0.0000      0.0000      0.0000
   19  0.0000      0.0000      0.0000      0.0000
   20  0.0000      0.0000      0.0000      0.0000
   21  0.0000      0.0000      0.0000      0.0000
   22  0.0000      0.0000      0.0000      0.0000
   23  0.0000      0.0000      0.0000      0.0000
   24  0.0000      0.0000      0.0000      0.0000
   25  0.0000      0.0000      0.0000      0.0000
   26  0.0000      0.0000      0.0000      0.0000
   27  0.0000      0.0000      0.0000      0.0000
   28  0.0000      0.0000      0.0000      0.0000
   29  0.0000      0.0000      0.0000      0.0000
   30  0.0000      0.0000      0.0000      0.0000
   31  0.0000      0.0000      0.0000      0.0000
   32  0.0000      0.0000      0.0000      0.0000
   33  0.0000      0.0000      0.0000      0.0000
   34  0.0000      0.0000      0.0000      0.0000
   35  0.0000      0.0000      0.0000      0.0000
   36  0.0000      0.0000      0.0000      0.0000
   37  0.0000      0.0000      0.0000      0.0000
   38  0.0000      0.0000      0.0000      0.0000
   39  0.0000      0.0000      0.0000      0.0000
   40  0.0000      0.0000      0.0000      0.0000
   41  0.0000      0.0000      0.0000      0.0000
   42  0.0000      0.0000      0.0000      0.0000
   43  0.0000      0.0000      0.0000      0.0000
   44  0.0000      0.0000      0.0000      0.0000
   45  0.0000      0.0000      0.0000      0.0000
   46  0.0000      0.0000      0.0000      0.0000
   47  0.0000      0.0000      0.0000      0.0000
   48  0.0000      0.0000      0.0000      0.0000
   49  0.0000      0.0000      0.0000      0.0000
   50  0.0000      0.0000      0.0000      0.0000
   51  0.0000      0.0000      0.0000      0.0000
   52  0.0000      0.0000      0.0000      0.0000
```

53	0.0000	0.0000	0.0000	0.0000
54	0.0000	0.0000	0.0000	0.0000
55	0.0000	0.0000	0.0000	0.0000
56	0.0000	0.0000	0.0000	0.0000
57	0.0000	0.0000	0.0000	0.0000
58	0.0000	0.0000	0.0000	0.0000
59	0.0000	0.0000	0.0000	0.0000
60	0.0000	0.0000	0.0000	0.0000
61	0.0000	0.0000	0.0000	0.0000
62	0.0000	0.0000	0.0000	0.0000
63	0.0000	0.0000	0.0000	0.0000
64	0.0000	0.0000	0.0000	0.0000
65	0.0000	0.0000	0.0000	0.0000
66	0.0000	0.0000	0.0000	0.0000
67	0.0000	0.0000	0.0000	0.0000
68	0.0000	0.0000	0.0000	0.0000
69	0.0000	0.0000	0.0000	0.0000
70	0.0000	0.0000	0.0000	0.0000
71	0.0000	0.0000	0.0000	0.0000
72	0.0000	0.0000	0.0000	0.0000
73	0.0000	0.0000	0.0000	0.0000
74	0.0000	0.0000	0.0000	0.0000
75	0.0000	0.0000	0.0000	0.0000
76	0.0000	0.0000	0.0000	0.0000
77	0.0000	0.0000	0.0000	0.0000
78	0.0000	0.0000	0.0000	0.0000

```
+-------------------------------------------------------------------------------------------------------------------------+
|                   PARATIEPLUS(TM)   NLS ENGINE RELEASE  2018.0    FULL VERSION  *Build date:Nov 13, 2017*              |
|                                                                                                                         |
|                                    NewProject.BaseDesignSection_28.SISMICASTR_1243                                      |
|                                   Exe Time : 4 September 2018 18:06:54                                                  |
+-------------------------------------------------------------------------------------------------------------------------+
New Project


S T R E S S   R E S U L T S   F O R   G R O U P   N O.   4

WallElement_New_76649                                          :
ELEMENT TYPE    2 NO.OF ELEMENTS. IN THIS GROUP   47
C U R R E N T   T I M E   I S      1.0000

 WALL2D ELEMENT

   EL      TA          TB          MA          MB
-----------------------------------------------------

***** NO ONE ELEMENT ACTIVE AT CURRENT STEP *****
```

```
+-------------------------------------------------------------------------------------------------------------------------+
|                   PARATIEPLUS(TM)   NLS ENGINE RELEASE  2018.0    FULL VERSION  *Build date:Nov 13, 2017*              |
|                                                                                                                         |
|                                    NewProject.BaseDesignSection_28.SISMICASTR_1243                                      |
|                                   Exe Time : 4 September 2018 18:06:54                                                  |
+-------------------------------------------------------------------------------------------------------------------------+
New Project


S T R E S S    R E S U L T S    F O R    G R O U P    N O.    5

Tieback_175                                                 :
ELEMENT TYPE    6 NO.OF ELEMENTS. IN THIS GROUP    1
C U R R E N T    T I M E    I S      1.0000

 POST-TENSION 2D-BOUNDARY ELEMENT

         EL    FORCE          d0          EDISPL     pl. eps          K     -ve limit   +ve limit
-----------------------------------------------------------------------------------------------------

***** NO ONE ELEMENT ACTIVE AT CURRENT STEP *****

ITER     0 RNORM = 0.000     RMNORM= 0.000
           RINORM=0.3432E+05 RIMNOR= 0.000
           RENORM= 78.59     REMNOR= 0.000     RATIO =0.4785E-01 TOLER =0.1000E-03  NOT CONVERGED
           RFMAX = 25.33     RMMAX = 0.000
           RTSMAL=0.1000E-03 RMSMAL= 0.000
           RDT   =0.3432E+05 RDR   = 0.000
           RATIOT=0.4785E-01 RATIOR= 0.000
           MAX UN= 3.258     IEQ=    26 NODE      6 DOF   1  Y-DISPL.F
           MIN UN= 0.000     IEQ=     2 NODE      1 DOF   2   X-ROT. F
           NO. OF CONTACT CONSTRAINT VIOLATIONS     0


ITER     2 RNORM = 0.000     RMNORM= 0.000
           RINORM=0.3432E+05 RIMNOR= 0.000
           RENORM=0.6833     REMNOR=0.1170E-20 RATIO =0.4462E-02 TOLER =0.1000E-03  NOT CONVERGED
           RFMAX = 25.33     RMMAX = 0.000
           RTSMAL=0.1000E-03 RMSMAL= 0.000
           RDT   =0.3432E+05 RDR   = 0.000
           RATIOT=0.4462E-02 RATIOR= 0.000
           MAX UN=0.5809     IEQ=     1 NODE      1 DOF   1  Y-DISPL.F
           MIN UN=-.1491E-09 IEQ=    16 NODE      4 DOF   1  Y-DISPL.F
           NO. OF CONTACT CONSTRAINT VIOLATIONS     0


ITER     3 RNORM = 0.000     RMNORM= 0.000
           RINORM=0.3432E+05 RIMNOR= 0.000
           RENORM=0.1762E-08 REMNOR=0.1647E-21 RATIO =0.2266E-06 TOLER =0.1000E-03      CONVERGED !
           RFMAX = 25.33     RMMAX = 0.000
           RTSMAL=0.1000E-03 RMSMAL= 0.000
           RDT   =0.3432E+05 RDR   = 0.000
           RATIOT=0.2266E-06 RATIOR= 0.000
           MAX UN=0.1522E-04 IEQ=     3 NODE      1 DOF   3  Y-DISPL.S
           MIN UN=-.5723E-06 IEQ=   213 NODE     43 DOF   3  Y-DISPL.S
           NO. OF CONTACT CONSTRAINT VIOLATIONS     0
```

```
+-------------------------------------------------------------------------------------------------------------------------+
|                  PARATIEPLUS(TM)   NLS ENGINE RELEASE  2018.0    FULL VERSION  *Build date:Nov 13, 2017*              |
|                                                                                                                         |
|                                    NewProject.BaseDesignSection_28.SISMICASTR_1243                                      |
|                                   Exe Time : 4 September 2018 18:06:54                                                  |
+-------------------------------------------------------------------------------------------------------------------------+
New Project
SOLUTION REACHED USING     3 ITERATIONS ON   40

P R I N T   O U T   F O R   T I M E   S T E P   2     ( AT TIME   2.000     )

PRINT OUT OF ACTIVE COMPONENTS (FIXED NODES ARE NOT PRINTED OUT)
```

	Y-DISPL.F (02)	X-ROT. F (04)	Y-DISPL.S (08)	X-ROT. S (10)	Y-FORCE (14)	GAP	C-FORCE
1	1.6023570E-04	-2.6414339E-05	1.6023570E-04	0.000000	-4.1170668E-15	2.7105054E-20	-1.5219958E-05
2	1.5495283E-04	-2.6414338E-05	1.5495283E-04	0.000000	-1.9527613E-15	0.000000	-1.4437922E-05
3	1.4967008E-04	-2.6412582E-05	1.4967008E-04	0.000000	-1.8472750E-15	0.000000	-1.3657999E-05
4	1.4438828E-04	-2.6403683E-05	1.4438828E-04	0.000000	-1.7424747E-15	0.000000	-1.2883148E-05
5	1.3910993E-04	-2.6374958E-05	1.3910993E-04	0.000000	-1.6387517E-15	2.7105054E-20	-1.2116262E-05
6	1.3384113E-04	-2.6303688E-05	1.3384113E-04	0.000000	-1.5364518E-15	0.000000	-1.1359899E-05
7	1.2859339E-04	-2.6158498E-05	1.2859339E-04	0.000000	-1.4358782E-15	0.000000	-1.0616298E-05
8	1.2338378E-04	-2.5922647E-05	1.2338378E-04	0.000000	-1.3373239E-15	-2.7105054E-20	-9.8876280E-06
9	1.1822998E-04	-2.5602061E-05	1.1822998E-04	0.000000	-1.2411616E-15	1.3552527E-20	-9.1766435E-06
10	1.1314795E-04	-2.5206517E-05	1.1314795E-04	0.000000	-1.1477403E-15	1.3552527E-20	-8.4859246E-06
11	1.0815174E-04	-2.4745351E-05	1.0815174E-04	0.000000	-1.0573549E-15	-1.3552527E-20	-7.8176515E-06
12	1.0325360E-04	-2.4227249E-05	1.0325360E-04	0.000000	-9.7025028E-16	1.3552527E-20	-7.1736354E-06
13	9.8464111E-05	-2.3660140E-05	9.8464111E-05	0.000000	-8.8662540E-16	-2.7105054E-20	-6.5553471E-06
14	9.3792340E-05	-2.3051147E-05	9.3792340E-05	0.000000	-8.0663701E-16	-1.3552527E-20	-5.9639455E-06
15	8.9246026E-05	-2.2406551E-05	8.9246026E-05	0.000000	-7.3040325E-16	0.000000	-5.4003042E-06
16	8.4831731E-05	-2.1731789E-05	8.4831731E-05	0.000000	-6.5801210E-16	4.0657581E-20	-4.8650370E-06
17	8.0554994E-05	-2.1031447E-05	8.0554994E-05	0.000000	-5.8950410E-16	-1.3552527E-20	-4.3585205E-06
18	7.6420585E-05	-2.0309281E-05	7.6420585E-05	0.000000	-5.2490410E-16	1.3552527E-20	-3.8809272E-06
19	7.2432542E-05	-1.9568217E-05	7.2432542E-05	0.000000	-4.6421705E-16	2.7105054E-20	-3.4322318E-06
20	6.8594417E-05	-1.8810376E-05	6.8594417E-05	0.000000	-4.0740958E-16	-2.7105054E-20	-3.0122431E-06
21	6.4909438E-05	-1.8037105E-05	6.4909438E-05	0.000000	-3.5444237E-16	1.3552527E-20	-2.6206222E-06
22	6.1380584E-05	-1.7248977E-05	6.1380584E-05	0.000000	-3.0524988E-16	-4.0657581E-20	-2.2568933E-06
23	5.8010847E-05	-1.6445849E-05	5.8010847E-05	0.000000	-2.5974823E-16	-2.0328791E-20	-1.9204726E-06
24	5.4803301E-05	-1.5626870E-05	5.4803301E-05	0.000000	-2.1784751E-16	0.000000	-1.6106758E-06
25	5.1761258E-05	-1.4790516E-05	5.1761258E-05	0.000000	-1.7944390E-16	0.000000	-1.3267351E-06
26	4.8888397E-05	-1.3934625E-05	4.8888397E-05	0.000000	-1.4442275E-16	-6.7762636E-21	-1.0678126E-06
27	4.6188447E-05	-1.3063337E-05	4.6188447E-05	0.000000	-1.1266460E-16	0.000000	-8.3300366E-07
28	4.3663430E-05	-1.2186735E-05	4.3663430E-05	0.000000	-8.4032845E-17	-6.7762636E-21	-6.2130555E-07
29	4.1313520E-05	-1.1313639E-05	4.1313520E-05	0.000000	-5.8379591E-17	-6.7762636E-21	-4.3163556E-07
30	3.9137233E-05	-1.0451670E-05	3.9137233E-05	0.000000	-3.5550639E-17	-6.7762636E-21	-2.6284733E-07
31	3.7131676E-05	-9.6073429E-06	3.7131676E-05	0.000000	-1.5384954E-17	0.000000	-1.1375111E-07
32	3.5292762E-05	-8.7861545E-06	3.5292762E-05	0.000000	2.2815183E-18	0.000000	1.6868769E-08
33	3.3615378E-05	-7.9926484E-06	3.3615378E-05	0.000000	1.7615420E-17	6.7762636E-21	1.3024143E-07
34	3.2093611E-05	-7.2305213E-06	3.2093611E-05	0.000000	3.0782351E-17	-6.7762636E-21	2.2759250E-07
35	3.0720883E-05	-6.5026844E-06	3.0720883E-05	0.000000	4.1946451E-17	0.000000	3.1013543E-07
36	2.9490104E-05	-5.8113422E-06	2.9490104E-05	0.000000	5.1268394E-17	0.000000	3.7906102E-07
37	2.8393814E-05	-5.1580675E-06	2.8393814E-05	0.000000	5.8905737E-17	-3.3881318E-21	4.3552894E-07
38	2.7424279E-05	-4.5438569E-06	2.7424279E-05	0.000000	6.5010493E-17	-3.3881318E-21	4.8066181E-07
39	2.6573633E-05	-3.9692146E-06	2.6573633E-05	0.000000	6.9727560E-17	-3.3881318E-21	5.1553794E-07
40	2.5833951E-05	-3.4341997E-06	2.5833951E-05	0.000000	7.3196770E-17	0.000000	5.4118790E-07
41	2.5197333E-05	-2.9384865E-06	2.5197333E-05	0.000000	7.5550541E-17	-6.7762636E-21	5.5859075E-07
42	2.4655980E-05	-2.4814174E-06	2.4655980E-05	0.000000	7.6913977E-17	3.3881318E-21	5.6867146E-07
43	2.4202253E-05	-2.0620513E-06	2.4202253E-05	0.000000	7.7404626E-17	6.7762636E-21	5.7229912E-07
44	2.3828725E-05	-1.6792096E-06	2.3828725E-05	0.000000	7.7131763E-17	6.7762636E-21	5.7028596E-07
45	2.3528227E-05	-1.3315185E-06	2.3528227E-05	0.000000	7.6198670E-17	-3.3881318E-21	5.6338699E-07
46	2.3293878E-05	-1.0174408E-06	2.3293878E-05	0.000000	7.4699709E-17	-3.3881318E-21	5.5230004E-07
47	2.3119120E-05	-7.3531977E-07	2.3119120E-05	0.000000	1.6161874E-17	6.7762636E-21	5.3766667E-07
48	2.3052126E-05	-6.0574908E-07	2.3052126E-05	0.000000	1.5907536E-17	0.000000	5.2920546E-07
49	2.2955199E-05	-3.6825383E-07	2.2955199E-05	0.000000	6.9024047E-17	0.000000	5.1033644E-07
50	2.2902994E-05	-1.5822058E-07	2.2902994E-05	0.000000	6.6176966E-17	0.000000	4.8928625E-07
51	2.2890205E-05	2.6220281E-08	2.2890205E-05	0.000000	6.3096414E-17	3.3881318E-21	4.6650987E-07
52	2.2911901E-05	1.8694694E-07	2.2911901E-05	0.000000	5.9837301E-17	0.000000	4.4241328E-07
53	2.2963527E-05	3.2582800E-07	2.2963527E-05	0.000000	5.6448213E-17	-3.3881318E-21	4.1735571E-07
54	2.3040899E-05	4.4470663E-07	2.3040899E-05	0.000000	5.2971743E-17	3.3881318E-21	3.9165207E-07
55	2.3140196E-05	5.4538699E-07	2.3140196E-05	0.000000	4.9444825E-17	3.3881318E-21	3.6557544E-07

56	2.3257957E-05	6.2962251E-07	2.3257957E-05	0.000000	4.5899084E-17	3.3881318E-21	3.3935963E-07
57	2.3391062E-05	6.9910609E-07	2.3391062E-05	0.000000	4.2361186E-17	3.3881318E-21	3.1320182E-07
58	2.3536724E-05	7.5546183E-07	2.3536724E-05	0.000000	3.8853195E-17	3.3881318E-21	2.8726512E-07
59	2.3692475E-05	8.0023833E-07	2.3692475E-05	0.000000	3.5392925E-17	6.7762636E-21	2.6168126E-07
60	2.3856146E-05	8.3490320E-07	2.3856146E-05	0.000000	3.1994289E-17	-3.3881318E-21	2.3655309E-07
61	2.4025854E-05	8.6083878E-07	2.4025854E-05	0.000000	2.8667650E-17	-3.3881318E-21	2.1195724E-07
62	2.4199985E-05	8.7933883E-07	2.4199985E-05	0.000000	2.5420156E-17	-6.7762636E-21	1.8794656E-07
63	2.4377174E-05	8.9160607E-07	2.4377174E-05	0.000000	2.2256073E-17	0.000000	1.6455258E-07
64	2.4556286E-05	8.9875053E-07	2.4556286E-05	0.000000	1.9177115E-17	-3.3881318E-21	1.4178798E-07
65	2.4736401E-05	9.0178842E-07	2.4736401E-05	0.000000	1.6182752E-17	-3.3881318E-21	1.1964885E-07
66	2.4916789E-05	9.0164158E-07	2.4916789E-05	0.000000	1.3270527E-17	3.3881318E-21	9.8117013E-08
67	2.5096900E-05	8.9913730E-07	2.5096900E-05	0.000000	1.0436348E-17	-6.7762636E-21	7.7162222E-08
68	2.5276336E-05	8.9500845E-07	2.5276336E-05	0.000000	7.6747865E-18	3.3881318E-21	5.6744329E-08
69	2.5454838E-05	8.8989388E-07	2.5454838E-05	0.000000	4.9793540E-18	0.000000	3.6815370E-08
70	2.5632264E-05	8.8433892E-07	2.5632264E-05	0.000000	2.3427836E-18	0.000000	1.7321613E-08
71	2.5808574E-05	8.7879601E-07	2.5808574E-05	0.000000	-2.4270264E-19	-3.3881318E-21	-1.7944471E-09
72	2.5983807E-05	8.7362540E-07	2.5983807E-05	0.000000	-2.7851289E-18	-3.3881318E-21	-2.0592139E-08
73	2.6158067E-05	8.6909574E-07	2.6158067E-05	0.000000	-5.2925074E-18	-3.3881318E-21	-3.9130702E-08
74	2.6331500E-05	8.6538476E-07	2.6331500E-05	0.000000	-7.7725834E-18	-3.3881318E-21	-5.7467400E-08
75	2.6504281E-05	8.6257979E-07	2.6504281E-05	0.000000	-1.0231817E-17	3.3881318E-21	-7.5655674E-08
76	2.6676584E-05	8.6067833E-07	2.6676584E-05	0.000000	-1.2677900E-17	1.3552527E-20	-9.3742396E-08
77	2.6848598E-05	8.5958805E-07	2.6848598E-05	0.000000	-1.5117076E-17	3.3881318E-21	-1.1176967E-07
78	2.7020461E-05	8.5912766E-07	2.7020461E-05	0.000000	-1.7552647E-17	-6.7762636E-21	-1.2976758E-07
79	2.7192282E-05	8.5902668E-07	2.7192282E-05	0.000000	-3.9974851E-17	-3.3881318E-21	-1.4775694E-07

```
+-------------------------------------------------------------------------------------------------------------------------------+
|                   PARATIEPLUS(TM)   NLS ENGINE RELEASE  2018.0    FULL VERSION  *Build date:Nov 13, 2017*                    |
|                                                                                                                               |
|                                    NewProject.BaseDesignSection_28.SISMICASTR_1243                                            |
|                                   Exe Time : 4 September 2018 18:06:54                                                        |
+-------------------------------------------------------------------------------------------------------------------------------+
New Project


S T R E S S   R E S U L T S   F O R   G R O U P   N O.   1

0_L                                                              :
ELEMENT TYPE    5 NO.OF ELEMENTS. IN THIS GROUP   79
C U R R E N T   T I M E   I S      2.0000

 HARDENING 2D SOIL ELEMENT

 ****** TOTAL STRESS FORMULATION *****

  EL *   FORCE     DISPL-Y  VERTICAL-P  HORIZON.-P     MAX-V-P     MAX-H-P           STATE   STIFFNESS Z-LEVEL      PORE
E FACTOR    UFACTOR       Peq           Su_a         Su_p     LAYER
 ------------------------------------------------------------------------------------------------------------------------------
-------------------------------------------------------------------------------------------
   1 D  2.0998E-04 -1.6024E-04  6.3056E-03  2.0998E-03  6.3056E-03  0.6685          ACTIVE   0.000       0.000       0.000
1.000       1.000      2.0998E-03   0.000       0.000     DI1_164_167_L_0
   2 D  0.2158     -1.5495E-04   3.240       1.079       3.240       4.638          ACTIVE   0.000     -0.2000       0.000
1.000       1.000       1.079       0.000       0.000     DI1_164_167_L_0
   3 D  0.4483     -1.4967E-04   6.637       2.241       6.637       8.262           UL-RL  4.0228E+04 -0.4000       0.000
1.000       1.000       2.241       0.000       0.000     DI1_164_167_L_0
   4 D  1.115      -1.4439E-04   10.24       5.573       10.24       11.38           UL-RL  4.0228E+04 -0.6000       0.000
1.000       1.000       5.573       0.000       0.000     DI1_164_167_L_0
   5 D  1.685      -1.3911E-04   14.00       8.425       14.00       14.02           UL-RL  4.0228E+04 -0.8000       0.000
1.000       1.000       8.425       0.000       0.000     DI1_164_167_L_0
   6 D  2.181      -1.3384E-04   17.83       10.91       17.83       16.29           UL-RL  4.0228E+04  -1.000       0.000
1.000       1.000       10.91       0.000       0.000     DI1_164_167_L_0
   7 D  2.626      -1.2859E-04   21.70       13.13       21.70       18.30           UL-RL  4.0228E+04  -1.200       0.000
1.000       1.000       13.13       0.000       0.000     DI1_164_167_L_0
   8 D  3.036      -1.2338E-04   25.76       15.18       25.76       20.14           UL-RL  4.0228E+04  -1.400       0.000
1.000       1.000       15.18       0.000       0.000     DI1_164_167_L_0
   9 D  3.424      -1.1823E-04   29.67       17.12       29.67       21.87           UL-RL  4.0228E+04  -1.600       0.000
1.000       1.000       17.12       0.000       0.000     DI1_164_167_L_0
  10 D  3.796      -1.1315E-04   34.27       18.98       34.27       23.53           UL-RL  4.0228E+04  -1.800       0.000
1.000       1.000       18.98       0.000       0.000     DI1_164_167_L_0
  11 D  4.158      -1.0815E-04   37.91       20.79       37.91       25.14           UL-RL  4.0228E+04  -2.000       0.000
1.000       1.000       20.79       0.000       0.000     DI1_164_167_L_0
  12 D  4.512      -1.0325E-04   41.48       22.56       41.48       26.72           UL-RL  4.0228E+04  -2.200       0.000
1.000       1.000       22.56       0.000       0.000     DI1_164_167_L_0
  13 D  4.862      -9.8464E-05   45.62       24.31       45.62       28.27           UL-RL  4.0228E+04  -2.400       0.000
1.000       1.000       24.31       0.000       0.000     DI1_164_167_L_0
  14 D  5.207      -9.3792E-05   49.06       26.03       49.06       29.81           UL-RL  4.0228E+04  -2.600       0.000
1.000       1.000       26.03       0.000       0.000     DI1_164_167_L_0
  15 D  5.549      -8.9246E-05   52.48       27.74       52.48       31.33           UL-RL  4.0228E+04  -2.800       0.000
1.000       1.000       27.74       0.000       0.000     DI1_164_167_L_0
  16 D  5.888      -8.4832E-05   56.37       29.44       56.37       32.85           UL-RL  4.0228E+04  -3.000       0.000
1.000       1.000       29.44       0.000       0.000     DI1_164_167_L_0
  17 D  6.225      -8.0555E-05   59.72       31.13       59.72       34.37           UL-RL  4.0228E+04  -3.200       0.000
1.000       1.000       31.13       0.000       0.000     DI1_164_167_L_0
  18 D  6.560      -7.6421E-05   63.49       32.80       63.49       35.88           UL-RL  4.0228E+04  -3.400       0.000
1.000       1.000       32.80       0.000       0.000     DI1_164_167_L_0
  19 D  6.894      -7.2433E-05   66.79       34.47       66.79       37.38           UL-RL  4.0228E+04  -3.600       0.000
1.000       1.000       34.47       0.000       0.000     DI1_164_167_L_0
  20 D  7.226      -6.8594E-05   70.09       36.13       70.09       38.89           UL-RL  4.0228E+04  -3.800       0.000
1.000       1.000       36.13       0.000       0.000     DI1_164_167_L_0
  21 D  7.556      -6.4909E-05   73.38       37.78       73.38       40.39           UL-RL  4.0228E+04  -4.000       0.000
1.000       1.000       37.78       0.000       0.000     DI1_164_167_L_0
  22 D  7.885      -6.1381E-05   77.01       39.43       77.01       41.89           UL-RL  4.0228E+04  -4.200       0.000
1.000       1.000       39.43       0.000       0.000     DI1_164_167_L_0
  23 D  8.213      -5.8011E-05   80.27       41.06       80.27       43.40           UL-RL  4.0228E+04  -4.400       0.000
1.000       1.000       41.06       0.000       0.000     DI1_164_167_L_0
  24 D  8.539      -5.4803E-05   83.53       42.69       83.53       44.90           UL-RL  4.0228E+04  -4.600       0.000
1.000       1.000       42.69       0.000       0.000     DI1_164_167_L_0
```

25 D	8.864	-5.1761E-05	87.10	44.32	87.10	46.40	UL-RL	4.0228E+04	-4.800	0.000	
1.000	1.000	44.32	0.000	0.000	DI1_164_167_L_0						
26 D	8.633	-4.8888E-05	90.34	43.16	90.34	47.90	UL-RL	9.6960E+04	-5.000	0.000	
1.000	1.000	43.16	0.000	0.000	DI2_165_168_L_0						
27 D	8.986	-4.6188E-05	93.58	44.93	93.58	49.41	UL-RL	9.6960E+04	-5.200	0.000	
1.000	1.000	44.93	0.000	0.000	DI2_165_168_L_0						
28 D	9.336	-4.3663E-05	97.10	46.68	97.10	50.91	UL-RL	9.6960E+04	-5.400	0.000	
1.000	1.000	46.68	0.000	0.000	DI2_165_168_L_0						
29 D	9.682	-4.1314E-05	100.3	48.41	100.3	52.42	UL-RL	9.6960E+04	-5.600	0.000	
1.000	1.000	48.41	0.000	0.000	DI2_165_168_L_0						
30 D	10.03	-3.9137E-05	103.6	50.13	103.6	53.92	UL-RL	9.6960E+04	-5.800	0.000	
1.000	1.000	50.13	0.000	0.000	DI2_165_168_L_0						
31 D	10.37	-3.7132E-05	107.0	51.83	107.0	55.43	UL-RL	9.6960E+04	-6.000	0.000	
1.000	1.000	51.83	0.000	0.000	DI2_165_168_L_0						
32 D	10.70	-3.5293E-05	110.3	53.51	110.3	56.94	UL-RL	9.6960E+04	-6.200	0.000	
1.000	1.000	53.51	0.000	0.000	DI2_165_168_L_0						
33 D	11.04	-3.3615E-05	113.5	55.18	113.5	58.44	UL-RL	9.6960E+04	-6.400	0.000	
1.000	1.000	55.18	0.000	0.000	DI2_165_168_L_0						
34 D	11.37	-3.2094E-05	116.9	56.84	116.9	59.95	UL-RL	9.6960E+04	-6.600	0.000	
1.000	1.000	56.84	0.000	0.000	DI2_165_168_L_0						
35 D	11.70	-3.0721E-05	120.1	58.49	120.1	61.46	UL-RL	9.6960E+04	-6.800	0.000	
1.000	1.000	58.49	0.000	0.000	DI2_165_168_L_0						
36 D	12.02	-2.9490E-05	123.3	60.12	123.3	62.98	UL-RL	9.6960E+04	-7.000	0.000	
1.000	1.000	60.12	0.000	0.000	DI2_165_168_L_0						
37 D	12.35	-2.8394E-05	126.8	61.73	126.8	64.49	UL-RL	9.6960E+04	-7.200	0.000	
1.000	1.000	61.73	0.000	0.000	DI2_165_168_L_0						
38 D	12.67	-2.7424E-05	130.0	63.34	130.0	66.00	UL-RL	9.6960E+04	-7.400	0.000	
1.000	1.000	63.34	0.000	0.000	DI2_165_168_L_0						
39 D	12.99	-2.6574E-05	133.2	64.94	133.2	67.52	UL-RL	9.6960E+04	-7.600	0.000	
1.000	1.000	64.94	0.000	0.000	DI2_165_168_L_0						
40 D	13.31	-2.5834E-05	136.6	66.53	136.6	69.03	UL-RL	9.6960E+04	-7.800	0.000	
1.000	1.000	66.53	0.000	0.000	DI2_165_168_L_0						
41 D	13.62	-2.5197E-05	139.8	68.11	139.8	70.55	UL-RL	9.6960E+04	-8.000	0.000	
1.000	1.000	68.11	0.000	0.000	DI2_165_168_L_0						
42 D	13.94	-2.4656E-05	143.0	69.68	143.0	72.07	UL-RL	9.6960E+04	-8.200	0.000	
1.000	1.000	69.68	0.000	0.000	DI2_165_168_L_0						
43 D	14.25	-2.4202E-05	146.4	71.24	146.4	73.59	UL-RL	9.6960E+04	-8.400	0.000	
1.000	1.000	71.24	0.000	0.000	DI2_165_168_L_0						
44 D	14.56	-2.3829E-05	149.6	72.80	149.6	75.11	UL-RL	9.6960E+04	-8.600	0.000	
1.000	1.000	72.80	0.000	0.000	DI2_165_168_L_0						
45 D	14.87	-2.3528E-05	152.8	74.35	152.8	76.63	UL-RL	9.6960E+04	-8.800	0.000	
1.000	1.000	74.35	0.000	0.000	DI2_165_168_L_0						
46 D	15.18	-2.3294E-05	156.2	75.90	156.2	78.16	UL-RL	9.6960E+04	-9.000	0.000	
1.000	1.000	75.90	0.000	0.000	DI2_165_168_L_0						
47 D	11.62	-2.3119E-05	159.4	77.44	159.4	79.68	UL-RL	9.6960E+04	-9.200	0.000	
1.000	1.000	77.44	0.000	0.000	DI2_165_168_L_0						
48 D	11.73	-2.3052E-05	161.1	78.21	161.1	80.44	UL-RL	9.6960E+04	-9.300	0.000	
1.000	1.000	78.21	0.000	0.000	DI2_165_168_L_0						
49 D	15.95	-2.2955E-05	164.3	79.74	164.3	81.97	UL-RL	9.6960E+04	-9.500	0.000	
1.000	1.000	79.74	0.000	0.000	DI2_165_168_L_0						
50 D	16.26	-2.2903E-05	167.5	81.28	167.5	83.50	UL-RL	9.6960E+04	-9.700	0.000	
1.000	1.000	81.28	0.000	0.000	DI2_165_168_L_0						
51 D	16.56	-2.2890E-05	170.8	82.81	170.8	85.02	UL-RL	9.6960E+04	-9.900	0.000	
1.000	1.000	82.81	0.000	0.000	DI2_165_168_L_0						
52 D	16.87	-2.2912E-05	174.0	84.33	174.0	86.55	UL-RL	9.6960E+04	-10.10	0.000	
1.000	1.000	84.33	0.000	0.000	DI2_165_168_L_0						
53 D	17.17	-2.2964E-05	177.2	85.86	177.2	88.09	UL-RL	9.6960E+04	-10.30	0.000	
1.000	1.000	85.86	0.000	0.000	DI2_165_168_L_0						
54 D	17.48	-2.3041E-05	180.6	87.38	180.6	89.62	UL-RL	9.6960E+04	-10.50	0.000	
1.000	1.000	87.38	0.000	0.000	DI2_165_168_L_0						
55 D	17.78	-2.3140E-05	183.8	88.91	183.8	91.15	UL-RL	9.6960E+04	-10.70	0.000	
1.000	1.000	88.91	0.000	0.000	DI2_165_168_L_0						
56 D	18.09	-2.3258E-05	187.0	90.43	187.0	92.68	UL-RL	9.6960E+04	-10.90	0.000	
1.000	1.000	90.43	0.000	0.000	DI2_165_168_L_0						
57 D	18.39	-2.3391E-05	190.3	91.95	190.3	94.22	UL-RL	9.6960E+04	-11.10	0.000	
1.000	1.000	91.95	0.000	0.000	DI2_165_168_L_0						
58 D	18.69	-2.3537E-05	193.5	93.47	193.5	95.76	UL-RL	9.6960E+04	-11.30	0.000	
1.000	1.000	93.47	0.000	0.000	DI2_165_168_L_0						
59 D	19.00	-2.3692E-05	196.7	95.00	196.7	97.29	UL-RL	9.6960E+04	-11.50	0.000	
1.000	1.000	95.00	0.000	0.000	DI2_165_168_L_0						
60 D	19.30	-2.3856E-05	200.0	96.52	200.0	98.83	UL-RL	9.6960E+04	-11.70	0.000	
1.000	1.000	96.52	0.000	0.000	DI2_165_168_L_0						
61 D	19.61	-2.4026E-05	203.2	98.04	203.2	100.4	UL-RL	9.6960E+04	-11.90	0.000	
1.000	1.000	98.04	0.000	0.000	DI2_165_168_L_0						

62 D	19.91	-2.4200E-05	206.4	99.56	206.4	101.9	UL-RL	9.6960E+04	-12.10	0.000	
1.000	1.000	99.56	0.000	0.000	DI2_165_168_L_0						
63 D	20.22	-2.4377E-05	209.8	101.1	209.8	103.5	UL-RL	9.6960E+04	-12.30	0.000	
1.000	1.000	101.1	0.000	0.000	DI2_165_168_L_0						
64 D	20.52	-2.4556E-05	213.0	102.6	213.0	105.0	UL-RL	9.6960E+04	-12.50	0.000	
1.000	1.000	102.6	0.000	0.000	DI2_165_168_L_0						
65 D	20.83	-2.4736E-05	216.2	104.1	216.2	106.5	UL-RL	9.6960E+04	-12.70	0.000	
1.000	1.000	104.1	0.000	0.000	DI2_165_168_L_0						
66 D	21.13	-2.4917E-05	219.5	105.7	219.5	108.1	UL-RL	9.6960E+04	-12.90	0.000	
1.000	1.000	105.7	0.000	0.000	DI2_165_168_L_0						
67 D	21.44	-2.5097E-05	222.7	107.2	222.7	109.6	UL-RL	9.6960E+04	-13.10	0.000	
1.000	1.000	107.2	0.000	0.000	DI2_165_168_L_0						
68 D	21.74	-2.5276E-05	225.9	108.7	225.9	111.2	UL-RL	9.6960E+04	-13.30	0.000	
1.000	1.000	108.7	0.000	0.000	DI2_165_168_L_0						
69 D	22.05	-2.5455E-05	229.2	110.2	229.2	112.7	UL-RL	9.6960E+04	-13.50	0.000	
1.000	1.000	110.2	0.000	0.000	DI2_165_168_L_0						
70 D	22.36	-2.5632E-05	232.4	111.8	232.4	114.3	UL-RL	9.6960E+04	-13.70	0.000	
1.000	1.000	111.8	0.000	0.000	DI2_165_168_L_0						
71 D	22.66	-2.5809E-05	235.6	113.3	235.6	115.8	UL-RL	9.6960E+04	-13.90	0.000	
1.000	1.000	113.3	0.000	0.000	DI2_165_168_L_0						
72 D	22.97	-2.5984E-05	238.9	114.8	238.9	117.4	UL-RL	9.6960E+04	-14.10	0.000	
1.000	1.000	114.8	0.000	0.000	DI2_165_168_L_0						
73 D	23.28	-2.6158E-05	242.1	116.4	242.1	118.9	UL-RL	9.6960E+04	-14.30	0.000	
1.000	1.000	116.4	0.000	0.000	DI2_165_168_L_0						
74 D	23.58	-2.6332E-05	245.3	117.9	245.3	120.5	UL-RL	9.6960E+04	-14.50	0.000	
1.000	1.000	117.9	0.000	0.000	DI2_165_168_L_0						
75 D	23.89	-2.6504E-05	248.6	119.4	248.6	122.0	UL-RL	9.6960E+04	-14.70	0.000	
1.000	1.000	119.4	0.000	0.000	DI2_165_168_L_0						
76 D	24.20	-2.6677E-05	251.8	121.0	251.8	123.6	UL-RL	9.6960E+04	-14.90	0.000	
1.000	1.000	121.0	0.000	0.000	DI2_165_168_L_0						
77 D	24.50	-2.6849E-05	255.0	122.5	255.0	125.1	UL-RL	9.6960E+04	-15.10	0.000	
1.000	1.000	122.5	0.000	0.000	DI2_165_168_L_0						
78 D	24.81	-2.7020E-05	258.3	124.1	258.3	126.7	UL-RL	9.6960E+04	-15.30	0.000	
1.000	1.000	124.1	0.000	0.000	DI2_165_168_L_0						
79 D	12.56	-2.7192E-05	261.5	125.6	261.5	128.2	UL-RL	9.6960E+04	-15.50	0.000	
1.000	1.000	125.6	0.000	0.000	DI2_165_168_L_0						

```
+-------------------------------------------------------------------------------------------------------------------------------+
|                   PARATIEPLUS(TM)   NLS ENGINE RELEASE  2018.0    FULL VERSION  *Build date:Nov 13, 2017*                    |
|                                                                                                                               |
|                                    NewProject.BaseDesignSection_28.SISMICASTR_1243                                            |
|                                   Exe Time : 4 September 2018 18:06:54                                                        |
+-------------------------------------------------------------------------------------------------------------------------------+
New Project


S T R E S S   R E S U L T S   F O R   G R O U P   N O.   2

0_R                                                              :
ELEMENT TYPE    5 NO.OF ELEMENTS. IN THIS GROUP   79
C U R R E N T   T I M E   I S      2.0000

 HARDENING 2D SOIL ELEMENT

 ****** TOTAL STRESS FORMULATION *****

  EL *   FORCE     DISPL-Y  VERTICAL-P  HORIZON.-P     MAX-V-P     MAX-H-P           STATE   STIFFNESS Z-LEVEL      PORE
E FACTOR    UFACTOR       Peq           Su_a         Su_p     LAYER
 ------------------------------------------------------------------------------------------------------------------------------
-------------------------------------------------------------------------------------------
   1     0.000         --          --          --          --          --          REMOVED     --        0.000       0.000
1.000       1.000       0.000       0.000       0.000     not available
   2     0.000         --          --          --          --          --          REMOVED     --       -0.2000      0.000
1.000       1.000       0.000       0.000       0.000     not available
   3     0.000         --          --          --          --          --          REMOVED     --       -0.4000      0.000
1.000       1.000       0.000       0.000       0.000     not available
   4     0.000         --          --          --          --          --          REMOVED     --       -0.6000      0.000
1.000       1.000       0.000       0.000       0.000     not available
   5     0.000         --          --          --          --          --          REMOVED     --       -0.8000      0.000
1.000       1.000       0.000       0.000       0.000     not available
   6 D   0.000      1.3384E-04   0.000       0.000       16.00       16.29         PASSIVE   0.000      -1.000       0.000
1.000       1.000       0.000       0.000       0.000     DI1_164_167_L_0
   7 D   2.744      1.2859E-04   3.200       13.72       19.20       18.30         PASSIVE   0.000      -1.200       0.000
1.000       1.000       13.72       0.000       0.000     DI1_164_167_L_0
   8 D   3.648      1.2338E-04   6.400       18.24       22.40       20.14           UL-RL  2.6819E+04  -1.400       0.000
1.000       1.000       18.24       0.000       0.000     DI1_164_167_L_0
   9 D   4.017      1.1823E-04   9.600       20.08       25.60       21.87           UL-RL  2.6819E+04  -1.600       0.000
1.000       1.000       20.08       0.000       0.000     DI1_164_167_L_0
  10 D   4.353      1.1315E-04   12.80       21.77       28.80       23.53           UL-RL  2.6819E+04  -1.800       0.000
1.000       1.000       21.77       0.000       0.000     DI1_164_167_L_0
  11 D   4.671      1.0815E-04   16.00       23.35       32.00       25.14           UL-RL  2.6819E+04  -2.000       0.000
1.000       1.000       23.35       0.000       0.000     DI1_164_167_L_0
  12 D   4.977      1.0325E-04   19.20       24.88       35.20       26.72           UL-RL  2.6819E+04  -2.200       0.000
1.000       1.000       24.88       0.000       0.000     DI1_164_167_L_0
  13 D   5.275      9.8464E-05   22.40       26.37       38.40       28.27           UL-RL  2.6819E+04  -2.400       0.000
1.000       1.000       26.37       0.000       0.000     DI1_164_167_L_0
  14 D   5.568      9.3792E-05   25.60       27.84       41.60       29.81           UL-RL  2.6819E+04  -2.600       0.000
1.000       1.000       27.84       0.000       0.000     DI1_164_167_L_0
  15 D   5.858      8.9246E-05   28.80       29.29       44.80       31.33           UL-RL  2.6819E+04  -2.800       0.000
1.000       1.000       29.29       0.000       0.000     DI1_164_167_L_0
  16 D   6.145      8.4832E-05   32.00       30.72       48.00       32.85           UL-RL  2.6819E+04  -3.000       0.000
1.000       1.000       30.72       0.000       0.000     DI1_164_167_L_0
  17 D   6.431      8.0555E-05   35.20       32.15       51.20       34.37           UL-RL  2.6819E+04  -3.200       0.000
1.000       1.000       32.15       0.000       0.000     DI1_164_167_L_0
  18 D   6.716      7.6421E-05   38.40       33.58       54.40       35.88           UL-RL  2.6819E+04  -3.400       0.000
1.000       1.000       33.58       0.000       0.000     DI1_164_167_L_0
  19 D   7.000      7.2433E-05   41.60       35.00       57.60       37.38           UL-RL  2.6819E+04  -3.600       0.000
1.000       1.000       35.00       0.000       0.000     DI1_164_167_L_0
  20 D   7.285      6.8594E-05   44.80       36.42       60.80       38.89           UL-RL  2.6819E+04  -3.800       0.000
1.000       1.000       36.42       0.000       0.000     DI1_164_167_L_0
  21 D   7.569      6.4909E-05   48.00       37.85       64.00       40.39           UL-RL  2.6819E+04  -4.000       0.000
1.000       1.000       37.85       0.000       0.000     DI1_164_167_L_0
  22 D   7.854      6.1381E-05   51.20       39.27       67.20       41.89           UL-RL  2.6819E+04  -4.200       0.000
1.000       1.000       39.27       0.000       0.000     DI1_164_167_L_0
  23 D   8.139      5.8011E-05   54.40       40.70       70.40       43.40           UL-RL  2.6819E+04  -4.400       0.000
1.000       1.000       40.70       0.000       0.000     DI1_164_167_L_0
  24 D   8.425      5.4803E-05   57.60       42.12       73.60       44.90           UL-RL  2.6819E+04  -4.600       0.000
1.000       1.000       42.12       0.000       0.000     DI1_164_167_L_0
```

25 D	8.711	5.1761E-05	60.80	43.56	76.80	46.40	UL-RL	2.6819E+04	-4.800	0.000	
1.000	1.000	43.56	0.000	0.000	DI1_164_167_L_0						
26 D	9.295	4.8888E-05	64.00	46.48	80.00	47.90	UL-RL	5.7168E+04	-5.000	0.000	
1.000	1.000	46.48	0.000	0.000	DI2_165_168_L_0						
27 D	9.567	4.6188E-05	67.20	47.84	83.20	49.41	UL-RL	5.7168E+04	-5.200	0.000	
1.000	1.000	47.84	0.000	0.000	DI2_165_168_L_0						
28 D	9.841	4.3663E-05	70.40	49.20	86.40	50.91	UL-RL	5.7168E+04	-5.400	0.000	
1.000	1.000	49.20	0.000	0.000	DI2_165_168_L_0						
29 D	10.12	4.1314E-05	73.60	50.58	89.60	52.42	UL-RL	5.7168E+04	-5.600	0.000	
1.000	1.000	50.58	0.000	0.000	DI2_165_168_L_0						
30 D	10.39	3.9137E-05	76.80	51.97	92.80	53.92	UL-RL	5.7168E+04	-5.800	0.000	
1.000	1.000	51.97	0.000	0.000	DI2_165_168_L_0						
31 D	10.67	3.7132E-05	80.00	53.37	96.00	55.43	UL-RL	5.7168E+04	-6.000	0.000	
1.000	1.000	53.37	0.000	0.000	DI2_165_168_L_0						
32 D	10.96	3.5293E-05	83.20	54.78	99.20	56.94	UL-RL	5.7168E+04	-6.200	0.000	
1.000	1.000	54.78	0.000	0.000	DI2_165_168_L_0						
33 D	11.24	3.3615E-05	86.40	56.20	102.4	58.44	UL-RL	5.7168E+04	-6.400	0.000	
1.000	1.000	56.20	0.000	0.000	DI2_165_168_L_0						
34 D	11.52	3.2094E-05	89.60	57.62	105.6	59.95	UL-RL	5.7168E+04	-6.600	0.000	
1.000	1.000	57.62	0.000	0.000	DI2_165_168_L_0						
35 D	11.81	3.0721E-05	92.80	59.06	108.8	61.46	UL-RL	5.7168E+04	-6.800	0.000	
1.000	1.000	59.06	0.000	0.000	DI2_165_168_L_0						
36 D	12.10	2.9490E-05	96.00	60.51	112.0	62.98	UL-RL	5.7168E+04	-7.000	0.000	
1.000	1.000	60.51	0.000	0.000	DI2_165_168_L_0						
37 D	12.39	2.8394E-05	99.20	61.96	115.2	64.49	UL-RL	5.7168E+04	-7.200	0.000	
1.000	1.000	61.96	0.000	0.000	DI2_165_168_L_0						
38 D	12.68	2.7424E-05	102.4	63.42	118.4	66.00	UL-RL	5.7168E+04	-7.400	0.000	
1.000	1.000	63.42	0.000	0.000	DI2_165_168_L_0						
39 D	12.98	2.6574E-05	105.6	64.90	121.6	67.52	UL-RL	5.7168E+04	-7.600	0.000	
1.000	1.000	64.90	0.000	0.000	DI2_165_168_L_0						
40 D	13.27	2.5834E-05	108.8	66.37	124.8	69.03	UL-RL	5.7168E+04	-7.800	0.000	
1.000	1.000	66.37	0.000	0.000	DI2_165_168_L_0						
41 D	13.57	2.5197E-05	112.0	67.86	128.0	70.55	UL-RL	5.7168E+04	-8.000	0.000	
1.000	1.000	67.86	0.000	0.000	DI2_165_168_L_0						
42 D	13.87	2.4656E-05	115.2	69.35	131.2	72.07	UL-RL	5.7168E+04	-8.200	0.000	
1.000	1.000	69.35	0.000	0.000	DI2_165_168_L_0						
43 D	14.17	2.4202E-05	118.4	70.85	134.4	73.59	UL-RL	5.7168E+04	-8.400	0.000	
1.000	1.000	70.85	0.000	0.000	DI2_165_168_L_0						
44 D	14.47	2.3829E-05	121.6	72.35	137.6	75.11	UL-RL	5.7168E+04	-8.600	0.000	
1.000	1.000	72.35	0.000	0.000	DI2_165_168_L_0						
45 D	14.77	2.3528E-05	124.8	73.86	140.8	76.63	UL-RL	5.7168E+04	-8.800	0.000	
1.000	1.000	73.86	0.000	0.000	DI2_165_168_L_0						
46 D	15.07	2.3294E-05	128.0	75.37	144.0	78.16	UL-RL	5.7168E+04	-9.000	0.000	
1.000	1.000	75.37	0.000	0.000	DI2_165_168_L_0						
47 D	11.53	2.3119E-05	131.2	76.89	147.2	79.68	UL-RL	5.7168E+04	-9.200	0.000	
1.000	1.000	76.89	0.000	0.000	DI2_165_168_L_0						
48 D	11.65	2.3052E-05	132.8	77.65	148.8	80.44	UL-RL	5.7168E+04	-9.300	0.000	
1.000	1.000	77.65	0.000	0.000	DI2_165_168_L_0						
49 D	15.83	2.2955E-05	136.0	79.17	152.0	81.97	UL-RL	5.7168E+04	-9.500	0.000	
1.000	1.000	79.17	0.000	0.000	DI2_165_168_L_0						
50 D	16.14	2.2903E-05	139.2	80.70	155.2	83.50	UL-RL	5.7168E+04	-9.700	0.000	
1.000	1.000	80.70	0.000	0.000	DI2_165_168_L_0						
51 D	16.45	2.2890E-05	142.4	82.23	158.4	85.02	UL-RL	5.7168E+04	-9.900	0.000	
1.000	1.000	82.23	0.000	0.000	DI2_165_168_L_0						
52 D	16.75	2.2912E-05	145.6	83.76	161.6	86.55	UL-RL	5.7168E+04	-10.10	0.000	
1.000	1.000	83.76	0.000	0.000	DI2_165_168_L_0						
53 D	17.06	2.2964E-05	148.8	85.30	164.8	88.09	UL-RL	5.7168E+04	-10.30	0.000	
1.000	1.000	85.30	0.000	0.000	DI2_165_168_L_0						
54 D	17.37	2.3041E-05	152.0	86.83	168.0	89.62	UL-RL	5.7168E+04	-10.50	0.000	
1.000	1.000	86.83	0.000	0.000	DI2_165_168_L_0						
55 D	17.67	2.3140E-05	155.2	88.37	171.2	91.15	UL-RL	5.7168E+04	-10.70	0.000	
1.000	1.000	88.37	0.000	0.000	DI2_165_168_L_0						
56 D	17.98	2.3258E-05	158.4	89.92	174.4	92.68	UL-RL	5.7168E+04	-10.90	0.000	
1.000	1.000	89.92	0.000	0.000	DI2_165_168_L_0						
57 D	18.29	2.3391E-05	161.6	91.46	177.6	94.22	UL-RL	5.7168E+04	-11.10	0.000	
1.000	1.000	91.46	0.000	0.000	DI2_165_168_L_0						
58 D	18.60	2.3537E-05	164.8	93.01	180.8	95.76	UL-RL	5.7168E+04	-11.30	0.000	
1.000	1.000	93.01	0.000	0.000	DI2_165_168_L_0						
59 D	18.91	2.3692E-05	168.0	94.56	184.0	97.29	UL-RL	5.7168E+04	-11.50	0.000	
1.000	1.000	94.56	0.000	0.000	DI2_165_168_L_0						
60 D	19.22	2.3856E-05	171.2	96.11	187.2	98.83	UL-RL	5.7168E+04	-11.70	0.000	
1.000	1.000	96.11	0.000	0.000	DI2_165_168_L_0						
61 D	19.53	2.4026E-05	174.4	97.66	190.4	100.4	UL-RL	5.7168E+04	-11.90	0.000	
1.000	1.000	97.66	0.000	0.000	DI2_165_168_L_0						

62 D	19.84	2.4200E-05	177.6	99.21	193.6	101.9	UL-RL	5.7168E+04	-12.10	0.000	
1.000	1.000	99.21	0.000	0.000	DI2_165_168_L_0						
63 D	20.15	2.4377E-05	180.8	100.8	196.8	103.5	UL-RL	5.7168E+04	-12.30	0.000	
1.000	1.000	100.8	0.000	0.000	DI2_165_168_L_0						
64 D	20.46	2.4556E-05	184.0	102.3	200.0	105.0	UL-RL	5.7168E+04	-12.50	0.000	
1.000	1.000	102.3	0.000	0.000	DI2_165_168_L_0						
65 D	20.77	2.4736E-05	187.2	103.9	203.2	106.5	UL-RL	5.7168E+04	-12.70	0.000	
1.000	1.000	103.9	0.000	0.000	DI2_165_168_L_0						
66 D	21.08	2.4917E-05	190.4	105.4	206.4	108.1	UL-RL	5.7168E+04	-12.90	0.000	
1.000	1.000	105.4	0.000	0.000	DI2_165_168_L_0						
67 D	21.40	2.5097E-05	193.6	107.0	209.6	109.6	UL-RL	5.7168E+04	-13.10	0.000	
1.000	1.000	107.0	0.000	0.000	DI2_165_168_L_0						
68 D	21.71	2.5276E-05	196.8	108.5	212.8	111.2	UL-RL	5.7168E+04	-13.30	0.000	
1.000	1.000	108.5	0.000	0.000	DI2_165_168_L_0						
69 D	22.02	2.5455E-05	200.0	110.1	216.0	112.7	UL-RL	5.7168E+04	-13.50	0.000	
1.000	1.000	110.1	0.000	0.000	DI2_165_168_L_0						
70 D	22.33	2.5632E-05	203.2	111.7	219.2	114.3	UL-RL	5.7168E+04	-13.70	0.000	
1.000	1.000	111.7	0.000	0.000	DI2_165_168_L_0						
71 D	22.64	2.5809E-05	206.4	113.2	222.4	115.8	UL-RL	5.7168E+04	-13.90	0.000	
1.000	1.000	113.2	0.000	0.000	DI2_165_168_L_0						
72 D	22.95	2.5984E-05	209.6	114.8	225.6	117.4	UL-RL	5.7168E+04	-14.10	0.000	
1.000	1.000	114.8	0.000	0.000	DI2_165_168_L_0						
73 D	23.27	2.6158E-05	212.8	116.3	228.8	118.9	UL-RL	5.7168E+04	-14.30	0.000	
1.000	1.000	116.3	0.000	0.000	DI2_165_168_L_0						
74 D	23.58	2.6332E-05	216.0	117.9	232.0	120.5	UL-RL	5.7168E+04	-14.50	0.000	
1.000	1.000	117.9	0.000	0.000	DI2_165_168_L_0						
75 D	23.89	2.6504E-05	219.2	119.5	235.2	122.0	UL-RL	5.7168E+04	-14.70	0.000	
1.000	1.000	119.5	0.000	0.000	DI2_165_168_L_0						
76 D	24.20	2.6677E-05	222.4	121.0	238.4	123.6	UL-RL	5.7168E+04	-14.90	0.000	
1.000	1.000	121.0	0.000	0.000	DI2_165_168_L_0						
77 D	24.52	2.6849E-05	225.6	122.6	241.6	125.1	UL-RL	5.7168E+04	-15.10	0.000	
1.000	1.000	122.6	0.000	0.000	DI2_165_168_L_0						
78 D	24.83	2.7020E-05	228.8	124.1	244.8	126.7	UL-RL	5.7168E+04	-15.30	0.000	
1.000	1.000	124.1	0.000	0.000	DI2_165_168_L_0						
79 D	12.57	2.7192E-05	232.0	125.7	248.0	128.2	UL-RL	5.7168E+04	-15.50	0.000	
1.000	1.000	125.7	0.000	0.000	DI2_165_168_L_0						

```
+-------------------------------------------------------------------------------------------------------------------------+
|                   PARATIEPLUS(TM)   NLS ENGINE RELEASE  2018.0    FULL VERSION  *Build date:Nov 13, 2017*              |
|                                                                                                                         |
|                                    NewProject.BaseDesignSection_28.SISMICASTR_1243                                      |
|                                   Exe Time : 4 September 2018 18:06:54                                                  |
+-------------------------------------------------------------------------------------------------------------------------+
New Project


S T R E S S   R E S U L T S   F O R   G R O U P   N O.   3

WallElement_33                                                :
ELEMENT TYPE    2 NO.OF ELEMENTS. IN THIS GROUP   78
C U R R E N T   T I M E   I S      2.0000

 WALL2D ELEMENT

   EL      TA          TB          MA          MB
-------------------------------------------------------
    1 1.94756E-04-1.94756E-04 1.32161E-12 3.89512E-05
    2 0.21598    -0.21598    -3.89512E-05 4.32341E-02
    3 0.66425    -0.66425    -4.32341E-02 0.17608
    4  1.7788     -1.7788    -0.17608     0.53185
    5  3.4638     -3.4638    -0.53185      1.2246
    6  5.6451     -5.6451     -1.2246      2.3536
    7  5.5267     -5.5267     -2.3536      3.4590
    8  4.9149     -4.9149     -3.4590      4.4420
    9  4.3218     -4.3218     -4.4420      5.3063
   10  3.7646     -3.7646     -5.3063      6.0592
   11  3.2516     -3.2516     -6.0592      6.7095
   12  2.7873     -2.7873     -6.7095      7.2670
   13  2.3741     -2.3741     -7.2670      7.7418
   14  2.0130     -2.0130     -7.7418      8.1444
   15  1.7043     -1.7043     -8.1444      8.4853
   16  1.4475     -1.4475     -8.4853      8.7748
   17  1.2421     -1.2421     -8.7748      9.0232
   18  1.0868     -1.0868     -9.0232      9.2405
   19 0.98044    -0.98044     -9.2405      9.4366
   20 0.92158    -0.92158     -9.4366      9.6210
   21 0.90862    -0.90862     -9.6210      9.8027
   22 0.93984    -0.93984     -9.8027      9.9906
   23  1.0134     -1.0134     -9.9906      10.193
   24  1.1275     -1.1275     -10.193      10.419
   25  1.2801     -1.2801     -10.419      10.675
   26 0.61767    -0.61767     -10.675      10.798
   27 3.65506E-02-3.65506E-02 -10.798      10.806
   28-0.46848     0.46848     -10.806      10.712
   29-0.90269     0.90269     -10.712      10.531
   30 -1.2713      1.2713     -10.531      10.277
   31 -1.5795      1.5795     -10.277      9.9613
   32 -1.8322      1.8322     -9.9613      9.5949
   33 -2.0345      2.0345     -9.5949      9.1880
   34 -2.1910      2.1910     -9.1880      8.7498
   35 -2.3062      2.3062     -8.7498      8.2885
   36 -2.3844      2.3844     -8.2885      7.8117
   37 -2.4298      2.4298     -7.8117      7.3257
   38 -2.4461      2.4461     -7.3257      6.8365
   39 -2.4370      2.4370     -6.8365      6.3491
   40 -2.4060      2.4060     -6.3491      5.8679
   41 -2.3560      2.3560     -5.8679      5.3967
   42 -2.2900      2.2900     -5.3967      4.9387
   43 -2.2107      2.2107     -4.9387      4.4965
   44 -2.1206      2.1206     -4.4965      4.0724
   45 -2.0217      2.0217     -4.0724      3.6681
   46 -1.9162      1.9162     -3.6681      3.2849
   47 -1.8334      1.8334     -3.2849      3.1015
   48 -1.7493      1.7493     -3.1015      2.7516
   49 -1.6347      1.6347     -2.7516      2.4247
   50 -1.5190      1.5190     -2.4247      2.1209
   51 -1.4033      1.4033     -2.1209      1.8403
   52 -1.2887      1.2887     -1.8403      1.5825
```

53	-1.1761	1.1761	-1.5825	1.3473
54	-1.0664	1.0664	-1.3473	1.1340
55	-0.96007	0.96007	-1.1340	0.94200
56	-0.85776	0.85776	-0.94200	0.77044
57	-0.75993	0.75993	-0.77044	0.61846
58	-0.66694	0.66694	-0.61846	0.48507
59	-0.57908	0.57908	-0.48507	0.36925
60	-0.49660	0.49660	-0.36925	0.26994
61	-0.41966	0.41966	-0.26994	0.18600
62	-0.34839	0.34839	-0.18600	0.11633
63	-0.28287	0.28287	-0.11633	5.97512E-02
64	-0.22316	0.22316	-5.97512E-02	1.51184E-02
65	-0.16928	0.16928	-1.51184E-02	-1.87374E-02
66	-0.12122	0.12122	1.87374E-02	-4.29814E-02
67	-7.89692E-02	7.89692E-02	4.29814E-02	-5.87752E-02
68	-4.24979E-02	4.24979E-02	5.87752E-02	-6.72748E-02
69	-1.17698E-02	1.17698E-02	6.72748E-02	-6.96288E-02
70	1.32557E-02	-1.32557E-02	6.96288E-02	-6.69776E-02
71	3.26199E-02	-3.26199E-02	6.69776E-02	-6.04537E-02
72	4.63627E-02	-4.63627E-02	6.04537E-02	-5.11811E-02
73	5.45205E-02	-5.45205E-02	5.11811E-02	-4.02770E-02
74	5.71248E-02	-5.71248E-02	4.02770E-02	-2.88521E-02
75	5.42016E-02	-5.42016E-02	2.88521E-02	-1.80123E-02
76	4.57712E-02	-4.57712E-02	1.80123E-02	-8.85805E-03
77	3.18480E-02	-3.18480E-02	8.85805E-03	-2.48846E-03
78	1.24417E-02	-1.24417E-02	2.48846E-03	5.79981E-13

```
+-------------------------------------------------------------------------------------------------------------------------------+
|                   PARATIEPLUS(TM)   NLS ENGINE RELEASE  2018.0    FULL VERSION  *Build date:Nov 13, 2017*                    |
|                                                                                                                               |
|                                    NewProject.BaseDesignSection_28.SISMICASTR_1243                                            |
|                                   Exe Time : 4 September 2018 18:06:54                                                        |
+-------------------------------------------------------------------------------------------------------------------------------+
New Project


S T R E S S   R E S U L T S   F O R   G R O U P   N O.   4

WallElement_New_76649                                          :
ELEMENT TYPE    2 NO.OF ELEMENTS. IN THIS GROUP   47
C U R R E N T   T I M E   I S      2.0000

 WALL2D ELEMENT

   EL      TA          TB          MA          MB
-----------------------------------------------------

***** NO ONE ELEMENT ACTIVE AT CURRENT STEP *****
```

```
+-------------------------------------------------------------------------------------------------------------------------+
|                   PARATIEPLUS(TM)   NLS ENGINE RELEASE  2018.0    FULL VERSION  *Build date:Nov 13, 2017*              |
|                                                                                                                         |
|                                    NewProject.BaseDesignSection_28.SISMICASTR_1243                                      |
|                                   Exe Time : 4 September 2018 18:06:54                                                  |
+-------------------------------------------------------------------------------------------------------------------------+
New Project


S T R E S S   R E S U L T S   F O R   G R O U P   N O.   5

Tieback_175                                                :
ELEMENT TYPE    6 NO.OF ELEMENTS. IN THIS GROUP    1
C U R R E N T   T I M E   I S      2.0000

 POST-TENSION 2D-BOUNDARY ELEMENT

         EL    FORCE          d0          EDISPL     pl. eps          K     -ve limit   +ve limit
-----------------------------------------------------------------------------------------------------

***** NO ONE ELEMENT ACTIVE AT CURRENT STEP *****

ITER     0 RNORM = 0.000     RMNORM= 0.000
           RINORM=0.4880E+05 RIMNOR= 5446.
           RENORM=0.1439E+05 REMNOR=0.1647E-21 RATIO =0.5430     TOLER =0.1000E-03  NOT CONVERGED
           RFMAX = 119.9     RMMAX = 10.81
           RTSMAL=0.1000E-02 RMSMAL=0.1000E-03
           RDT   =0.4880E+05 RDR   = 5446.
           RATIOT=0.5430     RATIOR= 0.000
           MAX UN=0.1522E-04 IEQ=     3 NODE      1 DOF   3  Y-DISPL.S
           MIN UN=-119.9     IEQ=     1 NODE      1 DOF   1  Y-DISPL.F
           NO. OF CONTACT CONSTRAINT VIOLATIONS     0


ITER     2 RNORM = 0.000     RMNORM= 0.000
           RINORM=0.4880E+05 RIMNOR= 5446.
           RENORM= 142.1     REMNOR=0.3012E-19 RATIO =0.5397E-01 TOLER =0.1000E-03  NOT CONVERGED
           RFMAX = 119.9     RMMAX = 10.81
           RTSMAL=0.1000E-02 RMSMAL=0.1000E-03
           RDT   =0.4880E+05 RDR   = 5446.
           RATIOT=0.5397E-01 RATIOR= 0.000
           MAX UN=0.2201E-01 IEQ=   201 NODE     41 DOF   1  Y-DISPL.F
           MIN UN=-7.311     IEQ=     6 NODE      2 DOF   1  Y-DISPL.F
           NO. OF CONTACT CONSTRAINT VIOLATIONS     0


ITER     3 RNORM = 0.000     RMNORM= 0.000
           RINORM=0.4880E+05 RIMNOR= 5446.
           RENORM= 3.399     REMNOR=0.1640E-19 RATIO =0.8347E-02 TOLER =0.1000E-03  NOT CONVERGED
           RFMAX = 119.9     RMMAX = 10.81
           RTSMAL=0.1000E-02 RMSMAL=0.1000E-03
           RDT   =0.4880E+05 RDR   = 5446.
           RATIOT=0.8347E-02 RATIOR= 0.000
           MAX UN=0.6689E-01 IEQ=   226 NODE     46 DOF   1  Y-DISPL.F
           MIN UN=-1.415     IEQ=    51 NODE     11 DOF   1  Y-DISPL.F
           NO. OF CONTACT CONSTRAINT VIOLATIONS     0


ITER     4 RNORM = 0.000     RMNORM= 0.000
           RINORM=0.4880E+05 RIMNOR= 5446.
           RENORM=0.1056E-01 REMNOR=0.9530E-20 RATIO =0.4651E-03 TOLER =0.1000E-03  NOT CONVERGED
           RFMAX = 119.9     RMMAX = 10.81
           RTSMAL=0.1000E-02 RMSMAL=0.1000E-03
           RDT   =0.4880E+05 RDR   = 5446.
           RATIOT=0.4651E-03 RATIOR= 0.000
           MAX UN=0.3498E-02 IEQ=   181 NODE     37 DOF   1  Y-DISPL.F
           MIN UN=-.1027     IEQ=    66 NODE     14 DOF   1  Y-DISPL.F
           NO. OF CONTACT CONSTRAINT VIOLATIONS     0


ITER     5 RNORM = 0.000     RMNORM= 0.000
```

```
 RINORM=0.4880E+05 RIMNOR= 5446.
 RENORM=0.2688E-09 REMNOR=0.1359E-19 RATIO =0.7422E-07 TOLER =0.1000E-03      CONVERGED !
 RFMAX = 119.9     RMMAX = 10.81
 RTSMAL=0.1000E-02 RMSMAL=0.1000E-03
 RDT   =0.4880E+05 RDR   = 5446.
 RATIOT=0.7422E-07 RATIOR= 0.000
 MAX UN=0.1608E-04 IEQ=   196 NODE     40 DOF   1  Y-DISPL.F
 MIN UN=-.9372E-06 IEQ=     3 NODE      1 DOF   3  Y-DISPL.S
 NO. OF CONTACT CONSTRAINT VIOLATIONS     0
```

```
+-----------------------------------------------------------------------------------------------------------------------+
|                  PARATIEPLUS(TM)   NLS ENGINE RELEASE  2018.0    FULL VERSION  *Build date:Nov 13, 2017*             |
|                                                                                                                       |
|                                  NewProject.BaseDesignSection_28.SISMICASTR_1243                                      |
|                                 Exe Time : 4 September 2018 18:06:54                                                  |
+-----------------------------------------------------------------------------------------------------------------------+
New Project
SOLUTION REACHED USING     5 ITERATIONS ON   40

P R I N T   O U T   F O R   T I M E   S T E P    3     ( AT TIME   3.000     )

PRINT OUT OF ACTIVE COMPONENTS (FIXED NODES ARE NOT PRINTED OUT)
```

	Y-DISPL.F (02)	X-ROT. F (04)	Y-DISPL.S (08)	X-ROT. S (10)	Y-FORCE (14)	GAP	C-FORCE
1	-1.6970489E-03	4.5069168E-04	-1.6970489E-03	0.000000	2.5352611E-16	2.1684043E-19	9.3723441E-07
2	-1.6069754E-03	4.4971834E-04	-1.6069754E-03	0.000000	1.2296870E-16	4.3368087E-19	9.0918046E-07
3	-1.5172898E-03	4.4682085E-04	-1.5172898E-03	0.000000	1.1917436E-16	6.5052130E-19	8.8112665E-07
4	-1.4283708E-03	4.4206797E-04	-1.4283708E-03	0.000000	1.1538007E-16	4.3368087E-19	8.5307322E-07
5	-1.3405785E-03	4.3557715E-04	-1.3405785E-03	0.000000	1.1158588E-16	0.000000	8.2502054E-07
6	-1.2542459E-03	4.2749715E-04	-1.2542459E-03	0.000000	1.0779155E-16	0.000000	7.9696683E-07
7	-1.1696752E-03	4.1798306E-04	-1.1696752E-03	0.000000	1.0399535E-16	-2.1684043E-19	7.6889928E-07
8	-1.0871380E-03	4.0718820E-04	-1.0871380E-03	0.000000	1.0019380E-16	-2.1684043E-19	7.4079216E-07
9	-1.0068754E-03	3.9526189E-04	-1.0068754E-03	0.000000	9.6381736E-17	2.1684043E-19	7.1260730E-07
10	-9.2909904E-04	3.8234912E-04	-9.2909904E-04	0.000000	9.2552371E-17	2.1684043E-19	6.8429453E-07
11	-8.5399214E-04	3.6859049E-04	-8.5399214E-04	0.000000	8.8697358E-17	0.000000	6.5579214E-07
12	-7.8171016E-04	3.5412219E-04	-7.8171016E-04	0.000000	8.4806851E-17	-1.0842022E-19	6.2702732E-07
13	-7.1238178E-04	3.3907611E-04	-7.1238178E-04	0.000000	8.0869569E-17	0.000000	5.9791665E-07
14	-6.4610971E-04	3.2357999E-04	-6.4610971E-04	0.000000	7.6872853E-17	1.0842022E-19	5.6836656E-07
15	-5.8297154E-04	3.0775756E-04	-5.8297154E-04	0.000000	7.2810249E-17	1.0842022E-19	5.3832933E-07
16	-5.2302062E-04	2.9172613E-04	-5.2302062E-04	0.000000	6.8704413E-17	2.1684043E-19	5.0796864E-07
17	-4.6628757E-04	2.7559322E-04	-4.6628757E-04	0.000000	6.4581689E-17	-5.4210109E-20	4.7748712E-07
18	-4.1278329E-04	2.5945668E-04	-4.1278329E-04	0.000000	6.0467329E-17	1.0842022E-19	4.4707081E-07
19	-3.6249926E-04	2.4340473E-04	-3.6249926E-04	0.000000	5.6385199E-17	5.4210109E-20	4.1688920E-07
20	-3.1541046E-04	2.2751682E-04	-3.1541046E-04	0.000000	5.2355335E-17	0.000000	3.8709692E-07
21	-2.7147706E-04	2.1186421E-04	-2.7147706E-04	0.000000	4.8397588E-17	0.000000	3.5783474E-07
22	-2.3064510E-04	1.9651018E-04	-2.3064510E-04	0.000000	4.4529089E-17	-8.1315163E-20	3.2922995E-07
23	-1.9284933E-04	1.8151104E-04	-1.9284933E-04	0.000000	4.0764790E-17	0.000000	3.0139825E-07
24	-1.5801372E-04	1.6691636E-04	-1.5801372E-04	0.000000	3.7119185E-17	0.000000	2.7444414E-07
25	-1.2605293E-04	1.5276953E-04	-1.2605293E-04	0.000000	3.3605036E-17	-2.7105054E-20	2.4846195E-07
26	-9.6873534E-05	1.3910825E-04	-9.6873534E-05	0.000000	3.0233583E-17	1.3552527E-20	2.2353680E-07
27	-7.0374524E-05	1.2597547E-04	-7.0374524E-05	0.000000	2.7015577E-17	1.3552527E-20	1.9974397E-07
28	-4.6445210E-05	1.1341673E-04	-4.6445210E-05	0.000000	2.3958961E-17	6.7762636E-21	1.7714306E-07
29	-2.4967162E-05	1.0146806E-04	-2.4967162E-05	0.000000	2.1069398E-17	-3.3881318E-21	1.5577878E-07
30	-5.8154943E-06	9.0156769E-05	-5.8154943E-06	0.000000	1.8351291E-17	8.4703295E-22	1.3568217E-07
31	1.1139337E-05	7.9502341E-05	1.1139337E-05	0.000000	1.5807107E-17	0.000000	1.1687236E-07
32	2.6029958E-05	6.9516738E-05	2.6029958E-05	0.000000	1.3438237E-17	6.7762636E-21	9.9357740E-08
33	3.8990822E-05	6.0204127E-05	3.8990822E-05	0.000000	1.1244213E-17	1.3552527E-20	8.3135254E-08
34	5.0156297E-05	5.1561840E-05	5.0156297E-05	0.000000	9.2231300E-18	-2.0328791E-20	6.8192168E-08
35	5.9659662E-05	4.3581103E-05	5.9659662E-05	0.000000	7.3722267E-18	0.000000	5.4507322E-08
36	6.7631911E-05	3.6247953E-05	6.7631911E-05	0.000000	5.6876739E-18	0.000000	4.2052722E-08
37	7.4200763E-05	2.9544072E-05	7.4200763E-05	0.000000	4.1650493E-18	1.3552527E-20	3.0794954E-08
38	7.9489991E-05	2.3447475E-05	7.9489991E-05	0.000000	2.7989499E-18	-1.3552527E-20	2.0694326E-08
39	8.3618598E-05	1.7933559E-05	8.3618598E-05	0.000000	1.5823930E-18	1.3552527E-20	1.1699586E-08
40	8.6700480E-05	1.2975624E-05	8.6700480E-05	0.000000	5.0731586E-19	0.000000	3.7508924E-09
41	8.8844028E-05	8.5453923E-06	8.8844028E-05	0.000000	-4.3484897E-19	-1.3552527E-20	-3.2151009E-09
42	9.0151856E-05	4.6134481E-06	9.0151856E-05	0.000000	-1.2527610E-18	0.000000	-9.2624179E-09
43	9.0720615E-05	1.1496254E-06	9.0720615E-05	0.000000	-1.9550441E-18	1.3552527E-20	-1.4454821E-08
44	9.0640876E-05	-1.8766529E-06	9.0640876E-05	0.000000	-2.5501971E-18	0.000000	-1.8855288E-08
45	8.9997082E-05	-4.4960638E-06	8.9997082E-05	0.000000	-3.0466038E-18	1.3552527E-20	-2.2525550E-08
46	8.8867540E-05	-6.7391729E-06	8.8867540E-05	0.000000	-3.4524139E-18	2.7105054E-20	-2.5525780E-08
47	8.7324490E-05	-8.6361295E-06	8.7324490E-05	0.000000	-8.3907978E-19	1.3552527E-20	-2.7914167E-08
48	8.6418844E-05	-9.4631862E-06	8.6418844E-05	0.000000	-8.6861021E-19	1.3552527E-20	-2.8896573E-08
49	8.4378119E-05	-1.0896127E-05	8.4378119E-05	0.000000	-4.1213402E-18	1.3552527E-20	-3.0471556E-08
50	8.2078632E-05	-1.2055483E-05	8.2078632E-05	0.000000	-4.2699349E-18	-1.3552527E-20	-3.1570206E-08
51	7.9572331E-05	-1.2968765E-05	7.9572331E-05	0.000000	-4.3608347E-18	0.000000	-3.2242283E-08
52	7.6905766E-05	-1.3662451E-05	7.6905766E-05	0.000000	-4.4004032E-18	-1.3552527E-20	-3.2534837E-08
53	7.4120299E-05	-1.4161914E-05	7.4120299E-05	0.000000	-4.3946297E-18	0.000000	-3.2492150E-08
54	7.1252335E-05	-1.4491352E-05	7.1252335E-05	0.000000	-4.3491255E-18	1.3552527E-20	-3.2155710E-08
55	6.8333561E-05	-1.4673738E-05	6.8333561E-05	0.000000	-4.2691147E-18	-1.3552527E-20	-3.1564142E-08

56	6.5391203E-05	-1.4730682E-05	6.5391203E-05	0.000000	-4.1593976E-18	2.7105054E-20	-3.0752937E-08
57	6.2448308E-05	-1.4682339E-05	6.2448308E-05	0.000000	-4.0243481E-18	1.3552527E-20	-2.9754434E-08
58	5.9524041E-05	-1.4547393E-05	5.9524041E-05	0.000000	-3.8679251E-18	1.3552527E-20	-2.8597905E-08
59	5.6633976E-05	-1.4343068E-05	5.6633976E-05	0.000000	-3.6936859E-18	0.000000	-2.7309649E-08
60	5.3790387E-05	-1.4085141E-05	5.3790387E-05	0.000000	-3.5048012E-18	0.000000	-2.5913111E-08
61	5.1002536E-05	-1.3787957E-05	5.1002536E-05	0.000000	-3.3040731E-18	0.000000	-2.4429007E-08
62	4.8276958E-05	-1.3464459E-05	4.8276958E-05	0.000000	-3.0939537E-18	-6.7762636E-21	-2.2875467E-08
63	4.5617736E-05	-1.3126216E-05	4.5617736E-05	0.000000	-2.8765650E-18	0.000000	-2.1268181E-08
64	4.3026773E-05	-1.2783454E-05	4.3026773E-05	0.000000	-2.6537198E-18	0.000000	-1.9620553E-08
65	4.0504061E-05	-1.2445090E-05	4.0504061E-05	0.000000	-2.4269439E-18	0.000000	-1.7943862E-08
66	3.8047934E-05	-1.2118769E-05	3.8047934E-05	0.000000	-2.1974978E-18	0.000000	-1.6247427E-08
67	3.5655324E-05	-1.1810891E-05	3.5655324E-05	0.000000	-1.9663993E-18	-6.7762636E-21	-1.4538777E-08
68	3.3322002E-05	-1.1526650E-05	3.3322002E-05	0.000000	-1.7344470E-18	0.000000	-1.2823814E-08
69	3.1042821E-05	-1.1270061E-05	3.1042821E-05	0.000000	-1.5022428E-18	0.000000	-1.1106988E-08
70	2.8811943E-05	-1.1043989E-05	2.8811943E-05	0.000000	-1.2702153E-18	0.000000	-9.3914685E-09
71	2.6623075E-05	-1.0850175E-05	2.6623075E-05	0.000000	-1.0386430E-18	-3.3881318E-21	-7.6793149E-09
72	2.4469680E-05	-1.0689258E-05	2.4469680E-05	0.000000	-8.0767752E-19	-3.3881318E-21	-5.9716474E-09
73	2.2345208E-05	-1.0560793E-05	2.2345208E-05	0.000000	-5.7736650E-19	-3.3881318E-21	-4.2688190E-09
74	2.0243300E-05	-1.0463272E-05	2.0243300E-05	0.000000	-3.4767697E-19	-6.7762636E-21	-2.5705857E-09
75	1.8158007E-05	-1.0394130E-05	1.8158007E-05	0.000000	-1.1850935E-19	6.7762636E-21	-8.7627686E-10
76	1.6084100E-05	-1.0349759E-05	1.6084100E-05	0.000000	1.1021550E-19	1.6940659E-20	8.1495081E-10
77	1.4016866E-05	-1.0325511E-05	1.4016866E-05	0.000000	3.3870923E-19	0.000000	2.5042818E-09
78	1.1952933E-05	-1.0315710E-05	1.1952933E-05	0.000000	5.6709561E-19	-8.4703295E-21	4.1925657E-09
79	9.8899627E-06	-1.0313647E-05	9.8899627E-06	0.000000	1.5909571E-18	-3.3881318E-21	5.8805708E-09

```
+-------------------------------------------------------------------------------------------------------------------------------+
|                   PARATIEPLUS(TM)   NLS ENGINE RELEASE  2018.0    FULL VERSION  *Build date:Nov 13, 2017*                    |
|                                                                                                                               |
|                                    NewProject.BaseDesignSection_28.SISMICASTR_1243                                            |
|                                   Exe Time : 4 September 2018 18:06:54                                                        |
+-------------------------------------------------------------------------------------------------------------------------------+
New Project


S T R E S S   R E S U L T S   F O R   G R O U P   N O.   1

0_L                                                              :
ELEMENT TYPE    5 NO.OF ELEMENTS. IN THIS GROUP   79
C U R R E N T   T I M E   I S      3.0000

 HARDENING 2D SOIL ELEMENT

 ****** TOTAL STRESS FORMULATION *****

  EL *   FORCE     DISPL-Y  VERTICAL-P  HORIZON.-P     MAX-V-P     MAX-H-P           STATE   STIFFNESS Z-LEVEL      PORE
E FACTOR    UFACTOR       Peq           Su_a         Su_p     LAYER
 ------------------------------------------------------------------------------------------------------------------------------
-------------------------------------------------------------------------------------------
   1 D  2.7038E-03  1.6970E-03  6.3056E-03  2.7038E-02  6.3056E-03  0.6685         PASSIVE   0.000       0.000       0.000
1.000       1.000      2.7038E-02   0.000       0.000     DI1_164_167_L_0
   2 D   2.779      1.6070E-03   3.240       13.89       3.240       13.89         PASSIVE   0.000      -0.2000      0.000
1.000       1.000       13.89       0.000       0.000     DI1_164_167_L_0
   3 D   5.692      1.5173E-03   6.637       28.46       6.637       28.46         PASSIVE   0.000      -0.4000      0.000
1.000       1.000       28.46       0.000       0.000     DI1_164_167_L_0
   4 D   8.784      1.4284E-03   10.24       43.92       10.24       43.92         PASSIVE   0.000      -0.6000      0.000
1.000       1.000       43.92       0.000       0.000     DI1_164_167_L_0
   5 D   9.545      1.3406E-03   14.00       47.73       14.00       47.73            V-C  2.5143E+04 -0.8000      0.000
1.000       1.000       47.73       0.000       0.000     DI1_164_167_L_0
   6 D   9.565      1.2542E-03   17.83       47.83       17.83       47.83            V-C  2.5143E+04  -1.000      0.000
1.000       1.000       47.83       0.000       0.000     DI1_164_167_L_0
   7 D   9.542      1.1697E-03   21.70       47.71       21.70       47.71            V-C  2.5143E+04  -1.200      0.000
1.000       1.000       47.71       0.000       0.000     DI1_164_167_L_0
   8 D   9.496      1.0871E-03   25.76       47.48       25.76       47.48            V-C  2.5143E+04  -1.400      0.000
1.000       1.000       47.48       0.000       0.000     DI1_164_167_L_0
   9 D   9.438      1.0069E-03   29.67       47.19       29.67       47.19            V-C  2.5143E+04  -1.600      0.000
1.000       1.000       47.19       0.000       0.000     DI1_164_167_L_0
  10 D   9.378      9.2910E-04   34.27       46.89       34.27       46.89            V-C  2.5143E+04  -1.800      0.000
1.000       1.000       46.89       0.000       0.000     DI1_164_167_L_0
  11 D   9.322      8.5399E-04   37.91       46.61       37.91       46.61            V-C  2.5143E+04  -2.000      0.000
1.000       1.000       46.61       0.000       0.000     DI1_164_167_L_0
  12 D   9.274      7.8171E-04   41.48       46.37       41.48       46.37            V-C  2.5143E+04  -2.200      0.000
1.000       1.000       46.37       0.000       0.000     DI1_164_167_L_0
  13 D   9.236      7.1238E-04   45.62       46.18       45.62       46.18            V-C  2.5143E+04  -2.400      0.000
1.000       1.000       46.18       0.000       0.000     DI1_164_167_L_0
  14 D   9.210      6.4611E-04   49.06       46.05       49.06       46.05            V-C  2.5143E+04  -2.600      0.000
1.000       1.000       46.05       0.000       0.000     DI1_164_167_L_0
  15 D   9.198      5.8297E-04   52.48       45.99       52.48       45.99            V-C  2.5143E+04  -2.800      0.000
1.000       1.000       45.99       0.000       0.000     DI1_164_167_L_0
  16 D   9.201      5.2302E-04   56.37       46.00       56.37       46.00            V-C  2.5143E+04  -3.000      0.000
1.000       1.000       46.00       0.000       0.000     DI1_164_167_L_0
  17 D   9.218      4.6629E-04   59.72       46.09       59.72       46.09            V-C  2.5143E+04  -3.200      0.000
1.000       1.000       46.09       0.000       0.000     DI1_164_167_L_0
  18 D   9.251      4.1278E-04   63.49       46.25       63.49       46.25            V-C  2.5143E+04  -3.400      0.000
1.000       1.000       46.25       0.000       0.000     DI1_164_167_L_0
  19 D   9.299      3.6250E-04   66.79       46.50       66.79       46.50            V-C  2.5143E+04  -3.600      0.000
1.000       1.000       46.50       0.000       0.000     DI1_164_167_L_0
  20 D   9.364      3.1541E-04   70.09       46.82       70.09       46.82            V-C  2.5143E+04  -3.800      0.000
1.000       1.000       46.82       0.000       0.000     DI1_164_167_L_0
  21 D   9.443      2.7148E-04   73.38       47.22       73.38       47.22            V-C  2.5143E+04  -4.000      0.000
1.000       1.000       47.22       0.000       0.000     DI1_164_167_L_0
  22 D   9.539      2.3065E-04   77.01       47.69       77.01       47.69            V-C  2.5143E+04  -4.200      0.000
1.000       1.000       47.69       0.000       0.000     DI1_164_167_L_0
  23 D   9.649      1.9285E-04   80.27       48.25       80.27       48.25            V-C  2.5143E+04  -4.400      0.000
1.000       1.000       48.25       0.000       0.000     DI1_164_167_L_0
  24 D   9.774      1.5801E-04   83.53       48.87       83.53       48.87            V-C  2.5143E+04  -4.600      0.000
1.000       1.000       48.87       0.000       0.000     DI1_164_167_L_0
```

25 D	9.914	1.2605E-04	87.10	49.57	87.10	49.57	V-C	2.5143E+04	-4.800	0.000
1.000	1.000	49.57	0.000	0.000	DI1_164_167_L_0					
26 D	10.76	9.6874E-05	90.34	53.78	90.34	53.78	V-C	6.0600E+04	-5.000	0.000
1.000	1.000	53.78	0.000	0.000	DI2_165_168_L_0					
27 D	10.73	7.0375E-05	93.58	53.67	93.58	53.67	V-C	6.0600E+04	-5.200	0.000
1.000	1.000	53.67	0.000	0.000	DI2_165_168_L_0					
28 D	10.75	4.6445E-05	97.10	53.73	97.10	53.73	V-C	6.0600E+04	-5.400	0.000
1.000	1.000	53.73	0.000	0.000	DI2_165_168_L_0					
29 D	10.79	2.4967E-05	100.3	53.93	100.3	53.93	V-C	6.0600E+04	-5.600	0.000
1.000	1.000	53.93	0.000	0.000	DI2_165_168_L_0					
30 D	10.85	5.8155E-06	103.6	54.27	103.6	54.27	V-C	6.0600E+04	-5.800	0.000
1.000	1.000	54.27	0.000	0.000	DI2_165_168_L_0					
31 D	10.87	-1.1139E-05	107.0	54.35	107.0	55.43	UL-RL	9.6960E+04	-6.000	0.000
1.000	1.000	54.35	0.000	0.000	DI2_165_168_L_0					
32 D	10.88	-2.6030E-05	110.3	54.41	110.3	56.94	UL-RL	9.6960E+04	-6.200	0.000
1.000	1.000	54.41	0.000	0.000	DI2_165_168_L_0					
33 D	10.93	-3.8991E-05	113.5	54.66	113.5	58.44	UL-RL	9.6960E+04	-6.400	0.000
1.000	1.000	54.66	0.000	0.000	DI2_165_168_L_0					
34 D	11.02	-5.0156E-05	116.9	55.09	116.9	59.95	UL-RL	9.6960E+04	-6.600	0.000
1.000	1.000	55.09	0.000	0.000	DI2_165_168_L_0					
35 D	11.14	-5.9660E-05	120.1	55.68	120.1	61.46	UL-RL	9.6960E+04	-6.800	0.000
1.000	1.000	55.68	0.000	0.000	DI2_165_168_L_0					
36 D	11.28	-6.7632E-05	123.3	56.42	123.3	62.98	UL-RL	9.6960E+04	-7.000	0.000
1.000	1.000	56.42	0.000	0.000	DI2_165_168_L_0					
37 D	11.46	-7.4201E-05	126.8	57.29	126.8	64.49	UL-RL	9.6960E+04	-7.200	0.000
1.000	1.000	57.29	0.000	0.000	DI2_165_168_L_0					
38 D	11.66	-7.9490E-05	130.0	58.29	130.0	66.00	UL-RL	9.6960E+04	-7.400	0.000
1.000	1.000	58.29	0.000	0.000	DI2_165_168_L_0					
39 D	11.88	-8.3619E-05	133.2	59.41	133.2	67.52	UL-RL	9.6960E+04	-7.600	0.000
1.000	1.000	59.41	0.000	0.000	DI2_165_168_L_0					
40 D	12.13	-8.6700E-05	136.6	60.63	136.6	69.03	UL-RL	9.6960E+04	-7.800	0.000
1.000	1.000	60.63	0.000	0.000	DI2_165_168_L_0					
41 D	12.39	-8.8844E-05	139.8	61.94	139.8	70.55	UL-RL	9.6960E+04	-8.000	0.000
1.000	1.000	61.94	0.000	0.000	DI2_165_168_L_0					
42 D	12.67	-9.0152E-05	143.0	63.33	143.0	72.07	UL-RL	9.6960E+04	-8.200	0.000
1.000	1.000	63.33	0.000	0.000	DI2_165_168_L_0					
43 D	12.96	-9.0721E-05	146.4	64.79	146.4	73.59	UL-RL	9.6960E+04	-8.400	0.000
1.000	1.000	64.79	0.000	0.000	DI2_165_168_L_0					
44 D	13.26	-9.0641E-05	149.6	66.32	149.6	75.11	UL-RL	9.6960E+04	-8.600	0.000
1.000	1.000	66.32	0.000	0.000	DI2_165_168_L_0					
45 D	13.58	-8.9997E-05	152.8	67.91	152.8	76.63	UL-RL	9.6960E+04	-8.800	0.000
1.000	1.000	67.91	0.000	0.000	DI2_165_168_L_0					
46 D	13.91	-8.8868E-05	156.2	69.54	156.2	78.16	UL-RL	9.6960E+04	-9.000	0.000
1.000	1.000	69.54	0.000	0.000	DI2_165_168_L_0					
47 D	10.68	-8.7324E-05	159.4	71.21	159.4	79.68	UL-RL	9.6960E+04	-9.200	0.000
1.000	1.000	71.21	0.000	0.000	DI2_165_168_L_0					
48 D	10.81	-8.6419E-05	161.1	72.06	161.1	80.44	UL-RL	9.6960E+04	-9.300	0.000
1.000	1.000	72.06	0.000	0.000	DI2_165_168_L_0					
49 D	14.76	-8.4378E-05	164.3	73.79	164.3	81.97	UL-RL	9.6960E+04	-9.500	0.000
1.000	1.000	73.79	0.000	0.000	DI2_165_168_L_0					
50 D	15.11	-8.2079E-05	167.5	75.54	167.5	83.50	UL-RL	9.6960E+04	-9.700	0.000
1.000	1.000	75.54	0.000	0.000	DI2_165_168_L_0					
51 D	15.46	-7.9572E-05	170.8	77.31	170.8	85.02	UL-RL	9.6960E+04	-9.900	0.000
1.000	1.000	77.31	0.000	0.000	DI2_165_168_L_0					
52 D	15.82	-7.6906E-05	174.0	79.10	174.0	86.55	UL-RL	9.6960E+04	-10.10	0.000
1.000	1.000	79.10	0.000	0.000	DI2_165_168_L_0					
53 D	16.18	-7.4120E-05	177.2	80.90	177.2	88.09	UL-RL	9.6960E+04	-10.30	0.000
1.000	1.000	80.90	0.000	0.000	DI2_165_168_L_0					
54 D	16.54	-7.1252E-05	180.6	82.71	180.6	89.62	UL-RL	9.6960E+04	-10.50	0.000
1.000	1.000	82.71	0.000	0.000	DI2_165_168_L_0					
55 D	16.90	-6.8334E-05	183.8	84.52	183.8	91.15	UL-RL	9.6960E+04	-10.70	0.000
1.000	1.000	84.52	0.000	0.000	DI2_165_168_L_0					
56 D	17.27	-6.5391E-05	187.0	86.34	187.0	92.68	UL-RL	9.6960E+04	-10.90	0.000
1.000	1.000	86.34	0.000	0.000	DI2_165_168_L_0					
57 D	17.63	-6.2448E-05	190.3	88.16	190.3	94.22	UL-RL	9.6960E+04	-11.10	0.000
1.000	1.000	88.16	0.000	0.000	DI2_165_168_L_0					
58 D	18.00	-5.9524E-05	193.5	89.98	193.5	95.76	UL-RL	9.6960E+04	-11.30	0.000
1.000	1.000	89.98	0.000	0.000	DI2_165_168_L_0					
59 D	18.36	-5.6634E-05	196.7	91.80	196.7	97.29	UL-RL	9.6960E+04	-11.50	0.000
1.000	1.000	91.80	0.000	0.000	DI2_165_168_L_0					
60 D	18.72	-5.3790E-05	200.0	93.62	200.0	98.83	UL-RL	9.6960E+04	-11.70	0.000
1.000	1.000	93.62	0.000	0.000	DI2_165_168_L_0					
61 D	19.08	-5.1003E-05	203.2	95.42	203.2	100.4	UL-RL	9.6960E+04	-11.90	0.000
1.000	1.000	95.42	0.000	0.000	DI2_165_168_L_0					

62 D	19.45	-4.8277E-05	206.4	97.23	206.4	101.9	UL-RL	9.6960E+04	-12.10	0.000	
1.000	1.000	97.23	0.000	0.000	DI2_165_168_L_0						
63 D	19.81	-4.5618E-05	209.8	99.03	209.8	103.5	UL-RL	9.6960E+04	-12.30	0.000	
1.000	1.000	99.03	0.000	0.000	DI2_165_168_L_0						
64 D	20.16	-4.3027E-05	213.0	100.8	213.0	105.0	UL-RL	9.6960E+04	-12.50	0.000	
1.000	1.000	100.8	0.000	0.000	DI2_165_168_L_0						
65 D	20.52	-4.0504E-05	216.2	102.6	216.2	106.5	UL-RL	9.6960E+04	-12.70	0.000	
1.000	1.000	102.6	0.000	0.000	DI2_165_168_L_0						
66 D	20.88	-3.8048E-05	219.5	104.4	219.5	108.1	UL-RL	9.6960E+04	-12.90	0.000	
1.000	1.000	104.4	0.000	0.000	DI2_165_168_L_0						
67 D	21.23	-3.5655E-05	222.7	106.2	222.7	109.6	UL-RL	9.6960E+04	-13.10	0.000	
1.000	1.000	106.2	0.000	0.000	DI2_165_168_L_0						
68 D	21.59	-3.3322E-05	225.9	107.9	225.9	111.2	UL-RL	9.6960E+04	-13.30	0.000	
1.000	1.000	107.9	0.000	0.000	DI2_165_168_L_0						
69 D	21.94	-3.1043E-05	229.2	109.7	229.2	112.7	UL-RL	9.6960E+04	-13.50	0.000	
1.000	1.000	109.7	0.000	0.000	DI2_165_168_L_0						
70 D	22.29	-2.8812E-05	232.4	111.5	232.4	114.3	UL-RL	9.6960E+04	-13.70	0.000	
1.000	1.000	111.5	0.000	0.000	DI2_165_168_L_0						
71 D	22.65	-2.6623E-05	235.6	113.2	235.6	115.8	UL-RL	9.6960E+04	-13.90	0.000	
1.000	1.000	113.2	0.000	0.000	DI2_165_168_L_0						
72 D	23.00	-2.4470E-05	238.9	115.0	238.9	117.4	UL-RL	9.6960E+04	-14.10	0.000	
1.000	1.000	115.0	0.000	0.000	DI2_165_168_L_0						
73 D	23.35	-2.2345E-05	242.1	116.7	242.1	118.9	UL-RL	9.6960E+04	-14.30	0.000	
1.000	1.000	116.7	0.000	0.000	DI2_165_168_L_0						
74 D	23.70	-2.0243E-05	245.3	118.5	245.3	120.5	UL-RL	9.6960E+04	-14.50	0.000	
1.000	1.000	118.5	0.000	0.000	DI2_165_168_L_0						
75 D	24.05	-1.8158E-05	248.6	120.3	248.6	122.0	UL-RL	9.6960E+04	-14.70	0.000	
1.000	1.000	120.3	0.000	0.000	DI2_165_168_L_0						
76 D	24.40	-1.6084E-05	251.8	122.0	251.8	123.6	UL-RL	9.6960E+04	-14.90	0.000	
1.000	1.000	122.0	0.000	0.000	DI2_165_168_L_0						
77 D	24.75	-1.4017E-05	255.0	123.8	255.0	125.1	UL-RL	9.6960E+04	-15.10	0.000	
1.000	1.000	123.8	0.000	0.000	DI2_165_168_L_0						
78 D	25.10	-1.1953E-05	258.3	125.5	258.3	126.7	UL-RL	9.6960E+04	-15.30	0.000	
1.000	1.000	125.5	0.000	0.000	DI2_165_168_L_0						
79 D	12.73	-9.8900E-06	261.5	127.3	261.5	128.2	UL-RL	9.6960E+04	-15.50	0.000	
1.000	1.000	127.3	0.000	0.000	DI2_165_168_L_0						

```
+-------------------------------------------------------------------------------------------------------------------------------+
|                   PARATIEPLUS(TM)   NLS ENGINE RELEASE  2018.0    FULL VERSION  *Build date:Nov 13, 2017*                    |
|                                                                                                                               |
|                                    NewProject.BaseDesignSection_28.SISMICASTR_1243                                            |
|                                   Exe Time : 4 September 2018 18:06:54                                                        |
+-------------------------------------------------------------------------------------------------------------------------------+
New Project


S T R E S S   R E S U L T S   F O R   G R O U P   N O.   2

0_R                                                              :
ELEMENT TYPE    5 NO.OF ELEMENTS. IN THIS GROUP   79
C U R R E N T   T I M E   I S      3.0000

 HARDENING 2D SOIL ELEMENT

 ****** TOTAL STRESS FORMULATION *****

  EL *   FORCE     DISPL-Y  VERTICAL-P  HORIZON.-P     MAX-V-P     MAX-H-P           STATE   STIFFNESS Z-LEVEL      PORE
E FACTOR    UFACTOR        Peq           Su_a         Su_p     LAYER
 ------------------------------------------------------------------------------------------------------------------------------
-------------------------------------------------------------------------------------------
   1     0.000         --          --          --          --          --          REMOVED     --        0.000       0.000
1.000       1.000       0.000       0.000       0.000     not available
   2     0.000         --          --          --          --          --          REMOVED     --      -0.2000       0.000
1.000       1.000       0.000       0.000       0.000     not available
   3     0.000         --          --          --          --          --          REMOVED     --      -0.4000       0.000
1.000       1.000       0.000       0.000       0.000     not available
   4     0.000         --          --          --          --          --          REMOVED     --      -0.6000       0.000
1.000       1.000       0.000       0.000       0.000     not available
   5     0.000         --          --          --          --          --          REMOVED     --      -0.8000       0.000
1.000       1.000       0.000       0.000       0.000     not available
   6 D   0.000     -1.2542E-03   0.000       0.000       16.00       16.29          ACTIVE   0.000      -1.000       0.000
1.000       1.000       0.000       0.000       0.000     DI1_164_167_L_0
   7 D  0.2131     -1.1697E-03   3.200       1.066       19.20       18.30          ACTIVE   0.000      -1.200       0.000
1.000       1.000       1.066       0.000       0.000     DI1_164_167_L_0
   8 D  0.4262     -1.0871E-03   6.400       2.131       22.40       20.14          ACTIVE   0.000      -1.400       0.000
1.000       1.000       2.131       0.000       0.000     DI1_164_167_L_0
   9 D  0.6394     -1.0069E-03   9.600       3.197       25.60       21.87          ACTIVE   0.000      -1.600       0.000
1.000       1.000       3.197       0.000       0.000     DI1_164_167_L_0
  10 D  0.8525     -9.2910E-04   12.80       4.262       28.80       23.53          ACTIVE   0.000      -1.800       0.000
1.000       1.000       4.262       0.000       0.000     DI1_164_167_L_0
  11 D   1.066     -8.5399E-04   16.00       5.328       32.00       25.14          ACTIVE   0.000      -2.000       0.000
1.000       1.000       5.328       0.000       0.000     DI1_164_167_L_0
  12 D   1.279     -7.8171E-04   19.20       6.394       35.20       26.72          ACTIVE   0.000      -2.200       0.000
1.000       1.000       6.394       0.000       0.000     DI1_164_167_L_0
  13 D   1.492     -7.1238E-04   22.40       7.459       38.40       28.27          ACTIVE   0.000      -2.400       0.000
1.000       1.000       7.459       0.000       0.000     DI1_164_167_L_0
  14 D   1.705     -6.4611E-04   25.60       8.525       41.60       29.81          ACTIVE   0.000      -2.600       0.000
1.000       1.000       8.525       0.000       0.000     DI1_164_167_L_0
  15 D   2.252     -5.8297E-04   28.80       11.26       44.80       31.33           UL-RL  2.6819E+04  -2.800       0.000
1.000       1.000       11.26       0.000       0.000     DI1_164_167_L_0
  16 D   2.884     -5.2302E-04   32.00       14.42       48.00       32.85           UL-RL  2.6819E+04  -3.000       0.000
1.000       1.000       14.42       0.000       0.000     DI1_164_167_L_0
  17 D   3.498     -4.6629E-04   35.20       17.49       51.20       34.37           UL-RL  2.6819E+04  -3.200       0.000
1.000       1.000       17.49       0.000       0.000     DI1_164_167_L_0
  18 D   4.092     -4.1278E-04   38.40       20.46       54.40       35.88           UL-RL  2.6819E+04  -3.400       0.000
1.000       1.000       20.46       0.000       0.000     DI1_164_167_L_0
  19 D   4.667     -3.6250E-04   41.60       23.34       57.60       37.38           UL-RL  2.6819E+04  -3.600       0.000
1.000       1.000       23.34       0.000       0.000     DI1_164_167_L_0
  20 D   5.225     -3.1541E-04   44.80       26.12       60.80       38.89           UL-RL  2.6819E+04  -3.800       0.000
1.000       1.000       26.12       0.000       0.000     DI1_164_167_L_0
  21 D   5.765     -2.7148E-04   48.00       28.82       64.00       40.39           UL-RL  2.6819E+04  -4.000       0.000
1.000       1.000       28.82       0.000       0.000     DI1_164_167_L_0
  22 D   6.287     -2.3065E-04   51.20       31.44       67.20       41.89           UL-RL  2.6819E+04  -4.200       0.000
1.000       1.000       31.44       0.000       0.000     DI1_164_167_L_0
  23 D   6.793     -1.9285E-04   54.40       33.97       70.40       43.40           UL-RL  2.6819E+04  -4.400       0.000
1.000       1.000       33.97       0.000       0.000     DI1_164_167_L_0
  24 D   7.283     -1.5801E-04   57.60       36.42       73.60       44.90           UL-RL  2.6819E+04  -4.600       0.000
1.000       1.000       36.42       0.000       0.000     DI1_164_167_L_0
```

25 D	7.758	-1.2605E-04	60.80	38.79	76.80	46.40	UL-RL	2.6819E+04	-4.800	0.000	
1.000	1.000	38.79	0.000	0.000	DI1_164_167_L_0						
26 D	7.629	-9.6874E-05	64.00	38.14	80.00	47.90	UL-RL	5.7168E+04	-5.000	0.000	
1.000	1.000	38.14	0.000	0.000	DI2_165_168_L_0						
27 D	8.234	-7.0375E-05	67.20	41.17	83.20	49.41	UL-RL	5.7168E+04	-5.200	0.000	
1.000	1.000	41.17	0.000	0.000	DI2_165_168_L_0						
28 D	8.810	-4.6445E-05	70.40	44.05	86.40	50.91	UL-RL	5.7168E+04	-5.400	0.000	
1.000	1.000	44.05	0.000	0.000	DI2_165_168_L_0						
29 D	9.359	-2.4967E-05	73.60	46.79	89.60	52.42	UL-RL	5.7168E+04	-5.600	0.000	
1.000	1.000	46.79	0.000	0.000	DI2_165_168_L_0						
30 D	9.880	-5.8155E-06	76.80	49.40	92.80	53.92	UL-RL	5.7168E+04	-5.800	0.000	
1.000	1.000	49.40	0.000	0.000	DI2_165_168_L_0						
31 D	10.38	1.1139E-05	80.00	51.88	96.00	55.43	UL-RL	5.7168E+04	-6.000	0.000	
1.000	1.000	51.88	0.000	0.000	DI2_165_168_L_0						
32 D	10.85	2.6030E-05	83.20	54.25	99.20	56.94	UL-RL	5.7168E+04	-6.200	0.000	
1.000	1.000	54.25	0.000	0.000	DI2_165_168_L_0						
33 D	11.30	3.8991E-05	86.40	56.50	102.4	58.44	UL-RL	5.7168E+04	-6.400	0.000	
1.000	1.000	56.50	0.000	0.000	DI2_165_168_L_0						
34 D	11.73	5.0156E-05	89.60	58.66	105.6	59.95	UL-RL	5.7168E+04	-6.600	0.000	
1.000	1.000	58.66	0.000	0.000	DI2_165_168_L_0						
35 D	12.14	5.9660E-05	92.80	60.72	108.8	61.46	UL-RL	5.7168E+04	-6.800	0.000	
1.000	1.000	60.72	0.000	0.000	DI2_165_168_L_0						
36 D	12.54	6.7632E-05	96.00	62.69	112.0	62.98	UL-RL	5.7168E+04	-7.000	0.000	
1.000	1.000	62.69	0.000	0.000	DI2_165_168_L_0						
37 D	12.91	7.4201E-05	99.20	64.53	115.2	64.58	UL-RL	5.7168E+04	-7.200	0.000	
1.000	1.000	64.53	0.000	0.000	DI2_165_168_L_0						
38 D	13.25	7.9490E-05	102.4	66.24	118.4	66.27	UL-RL	5.7168E+04	-7.400	0.000	
1.000	1.000	66.24	0.000	0.000	DI2_165_168_L_0						
39 D	13.58	8.3619E-05	105.6	67.91	121.6	67.92	UL-RL	5.7168E+04	-7.600	0.000	
1.000	1.000	67.91	0.000	0.000	DI2_165_168_L_0						
40 D	13.91	8.6700E-05	108.8	69.55	124.8	69.55	UL-RL	5.7168E+04	-7.800	0.000	
1.000	1.000	69.55	0.000	0.000	DI2_165_168_L_0						
41 D	14.23	8.8844E-05	112.0	71.14	128.0	71.14	V-C	3.5730E+04	-8.000	0.000	
1.000	1.000	71.14	0.000	0.000	DI2_165_168_L_0						
42 D	14.54	9.0152E-05	115.2	72.71	131.2	72.71	V-C	3.5730E+04	-8.200	0.000	
1.000	1.000	72.71	0.000	0.000	DI2_165_168_L_0						
43 D	14.85	9.0721E-05	118.4	74.25	134.4	74.25	V-C	3.5730E+04	-8.400	0.000	
1.000	1.000	74.25	0.000	0.000	DI2_165_168_L_0						
44 D	15.15	9.0641E-05	121.6	75.77	137.6	75.77	V-C	3.5730E+04	-8.600	0.000	
1.000	1.000	75.77	0.000	0.000	DI2_165_168_L_0						
45 D	15.45	8.9997E-05	124.8	77.27	140.8	77.27	V-C	3.5730E+04	-8.800	0.000	
1.000	1.000	77.27	0.000	0.000	DI2_165_168_L_0						
46 D	15.75	8.8868E-05	128.0	78.76	144.0	78.76	V-C	3.5730E+04	-9.000	0.000	
1.000	1.000	78.76	0.000	0.000	DI2_165_168_L_0						
47 D	12.03	8.7324E-05	131.2	80.23	147.2	80.23	V-C	3.5730E+04	-9.200	0.000	
1.000	1.000	80.23	0.000	0.000	DI2_165_168_L_0						
48 D	12.14	8.6419E-05	132.8	80.96	148.8	80.96	V-C	3.5730E+04	-9.300	0.000	
1.000	1.000	80.96	0.000	0.000	DI2_165_168_L_0						
49 D	16.48	8.4378E-05	136.0	82.41	152.0	82.41	V-C	3.5730E+04	-9.500	0.000	
1.000	1.000	82.41	0.000	0.000	DI2_165_168_L_0						
50 D	16.77	8.2079E-05	139.2	83.86	155.2	83.86	V-C	3.5730E+04	-9.700	0.000	
1.000	1.000	83.86	0.000	0.000	DI2_165_168_L_0						
51 D	17.06	7.9572E-05	142.4	85.30	158.4	85.30	V-C	3.5730E+04	-9.900	0.000	
1.000	1.000	85.30	0.000	0.000	DI2_165_168_L_0						
52 D	17.35	7.6906E-05	145.6	86.74	161.6	86.74	V-C	3.5730E+04	-10.10	0.000	
1.000	1.000	86.74	0.000	0.000	DI2_165_168_L_0						
53 D	17.63	7.4120E-05	148.8	88.17	164.8	88.17	V-C	3.5730E+04	-10.30	0.000	
1.000	1.000	88.17	0.000	0.000	DI2_165_168_L_0						
54 D	17.92	7.1252E-05	152.0	89.59	168.0	89.62	UL-RL	5.7168E+04	-10.50	0.000	
1.000	1.000	89.59	0.000	0.000	DI2_165_168_L_0						
55 D	18.19	6.8334E-05	155.2	90.96	171.2	91.15	UL-RL	5.7168E+04	-10.70	0.000	
1.000	1.000	90.96	0.000	0.000	DI2_165_168_L_0						
56 D	18.47	6.5391E-05	158.4	92.33	174.4	92.68	UL-RL	5.7168E+04	-10.90	0.000	
1.000	1.000	92.33	0.000	0.000	DI2_165_168_L_0						
57 D	18.74	6.2448E-05	161.6	93.69	177.6	94.22	UL-RL	5.7168E+04	-11.10	0.000	
1.000	1.000	93.69	0.000	0.000	DI2_165_168_L_0						
58 D	19.01	5.9524E-05	164.8	95.07	180.8	95.76	UL-RL	5.7168E+04	-11.30	0.000	
1.000	1.000	95.07	0.000	0.000	DI2_165_168_L_0						
59 D	19.29	5.6634E-05	168.0	96.44	184.0	97.29	UL-RL	5.7168E+04	-11.50	0.000	
1.000	1.000	96.44	0.000	0.000	DI2_165_168_L_0						
60 D	19.56	5.3790E-05	171.2	97.82	187.2	98.83	UL-RL	5.7168E+04	-11.70	0.000	
1.000	1.000	97.82	0.000	0.000	DI2_165_168_L_0						
61 D	19.84	5.1003E-05	174.4	99.20	190.4	100.4	UL-RL	5.7168E+04	-11.90	0.000	
1.000	1.000	99.20	0.000	0.000	DI2_165_168_L_0						

62 D	20.12	4.8277E-05	177.6	100.6	193.6	101.9	UL-RL	5.7168E+04	-12.10	0.000	
1.000	1.000	100.6	0.000	0.000	DI2_165_168_L_0						
63 D	20.39	4.5618E-05	180.8	102.0	196.8	103.5	UL-RL	5.7168E+04	-12.30	0.000	
1.000	1.000	102.0	0.000	0.000	DI2_165_168_L_0						
64 D	20.67	4.3027E-05	184.0	103.4	200.0	105.0	UL-RL	5.7168E+04	-12.50	0.000	
1.000	1.000	103.4	0.000	0.000	DI2_165_168_L_0						
65 D	20.95	4.0504E-05	187.2	104.8	203.2	106.5	UL-RL	5.7168E+04	-12.70	0.000	
1.000	1.000	104.8	0.000	0.000	DI2_165_168_L_0						
66 D	21.23	3.8048E-05	190.4	106.2	206.4	108.1	UL-RL	5.7168E+04	-12.90	0.000	
1.000	1.000	106.2	0.000	0.000	DI2_165_168_L_0						
67 D	21.52	3.5655E-05	193.6	107.6	209.6	109.6	UL-RL	5.7168E+04	-13.10	0.000	
1.000	1.000	107.6	0.000	0.000	DI2_165_168_L_0						
68 D	21.80	3.3322E-05	196.8	109.0	212.8	111.2	UL-RL	5.7168E+04	-13.30	0.000	
1.000	1.000	109.0	0.000	0.000	DI2_165_168_L_0						
69 D	22.08	3.1043E-05	200.0	110.4	216.0	112.7	UL-RL	5.7168E+04	-13.50	0.000	
1.000	1.000	110.4	0.000	0.000	DI2_165_168_L_0						
70 D	22.37	2.8812E-05	203.2	111.8	219.2	114.3	UL-RL	5.7168E+04	-13.70	0.000	
1.000	1.000	111.8	0.000	0.000	DI2_165_168_L_0						
71 D	22.65	2.6623E-05	206.4	113.3	222.4	115.8	UL-RL	5.7168E+04	-13.90	0.000	
1.000	1.000	113.3	0.000	0.000	DI2_165_168_L_0						
72 D	22.94	2.4470E-05	209.6	114.7	225.6	117.4	UL-RL	5.7168E+04	-14.10	0.000	
1.000	1.000	114.7	0.000	0.000	DI2_165_168_L_0						
73 D	23.22	2.2345E-05	212.8	116.1	228.8	118.9	UL-RL	5.7168E+04	-14.30	0.000	
1.000	1.000	116.1	0.000	0.000	DI2_165_168_L_0						
74 D	23.51	2.0243E-05	216.0	117.5	232.0	120.5	UL-RL	5.7168E+04	-14.50	0.000	
1.000	1.000	117.5	0.000	0.000	DI2_165_168_L_0						
75 D	23.80	1.8158E-05	219.2	119.0	235.2	122.0	UL-RL	5.7168E+04	-14.70	0.000	
1.000	1.000	119.0	0.000	0.000	DI2_165_168_L_0						
76 D	24.08	1.6084E-05	222.4	120.4	238.4	123.6	UL-RL	5.7168E+04	-14.90	0.000	
1.000	1.000	120.4	0.000	0.000	DI2_165_168_L_0						
77 D	24.37	1.4017E-05	225.6	121.9	241.6	125.1	UL-RL	5.7168E+04	-15.10	0.000	
1.000	1.000	121.9	0.000	0.000	DI2_165_168_L_0						
78 D	24.66	1.1953E-05	228.8	123.3	244.8	126.7	UL-RL	5.7168E+04	-15.30	0.000	
1.000	1.000	123.3	0.000	0.000	DI2_165_168_L_0						
79 D	12.47	9.8900E-06	232.0	124.7	248.0	128.2	UL-RL	5.7168E+04	-15.50	0.000	
1.000	1.000	124.7	0.000	0.000	DI2_165_168_L_0						

```
+-----------------------------------------------------------------------------------------------------------------------+
|                  PARATIEPLUS(TM)   NLS ENGINE RELEASE  2018.0    FULL VERSION  *Build date:Nov 13, 2017*              |
|                                                                                                                       |
|                                   NewProject.BaseDesignSection_28.SISMICASTR_1243                                     |
|                                  Exe Time : 4 September 2018 18:06:54                                                 |
+-----------------------------------------------------------------------------------------------------------------------+
New Project


S T R E S S   R E S U L T S   F O R   G R O U P   N O.   3

WallElement_33                                                  :
ELEMENT TYPE    2 NO.OF ELEMENTS. IN THIS GROUP   78
C U R R E N T   T I M E   I S     3.0000

 WALL2D ELEMENT

   EL      TA          TB          MA          MB
-----------------------------------------------------
    1 -119.94      119.94    -3.08433E-11 -23.988
    2 -117.16      117.16      23.988     -47.421
    3 -111.47      111.47      47.421     -69.715
    4 -102.69      102.69      69.715     -90.253
    5 -93.142      93.142      90.253     -108.88
    6 -83.577      83.577      108.88     -125.60
    7 -74.247      74.247      125.60     -140.45
    8 -65.178      65.178      140.45     -153.48
    9 -56.379      56.379      153.48     -164.76
   10 -47.853      47.853      164.76     -174.33
   11 -39.597      39.597      174.33     -182.25
   12 -31.601      31.601      182.25     -188.57
   13 -23.857      23.857      188.57     -193.34
   14 -16.351      16.351      193.34     -196.61
   15 -9.4049      9.4049      196.61     -198.49
   16 -3.0887      3.0887      198.49     -199.11
   17  2.6318     -2.6318      199.11     -198.58
   18  7.7911     -7.7911      198.58     -197.02
   19  12.423     -12.423      197.02     -194.54
   20  16.562     -16.562      194.54     -191.23
   21  20.241     -20.241      191.23     -187.18
   22  23.492     -23.492      187.18     -182.48
   23  26.348     -26.348      182.48     -177.21
   24  28.839     -28.839      177.21     -171.44
   25  30.995     -30.995      171.44     -165.24
   26  34.122     -34.122      165.24     -158.42
   27  36.622     -36.622      158.42     -151.09
   28  38.557     -38.557      151.09     -143.38
   29  39.984     -39.984      143.38     -135.39
   30  40.959     -40.959      135.39     -127.19
   31  41.452     -41.452      127.19     -118.90
   32  41.485     -41.485      118.90     -110.61
   33  41.117     -41.117      110.61     -102.38
   34  40.404     -40.404      102.38     -94.303
   35  39.396     -39.396      94.303     -86.424
   36  38.142     -38.142      86.424     -78.796
   37  36.695     -36.695      78.796     -71.457
   38  35.106     -35.106      71.457     -64.435
   39  33.405     -33.405      64.435     -57.754
   40  31.622     -31.622      57.754     -51.430
   41  29.781     -29.781      51.430     -45.474
   42  27.904     -27.904      45.474     -39.893
   43  26.013     -26.013      39.893     -34.690
   44  24.123     -24.123      34.690     -29.866
   45  22.249     -22.249      29.866     -25.416
   46  20.406     -20.406      25.416     -21.335
   47  19.053     -19.053      21.335     -19.430
   48  17.719     -17.719      19.430     -15.886
   49  15.994     -15.994      15.886     -12.687
   50  14.329     -14.329      12.687     -9.8211
   51  12.731     -12.731      9.8211     -7.2750
   52  11.203     -11.203      7.2750     -5.0344
```

53	9.7486	-9.7486	5.0344	-3.0847
54	8.3722	-8.3722	3.0847	-1.4102
55	7.0854	-7.0854	1.4102	6.83088E-03
56	5.8889	-5.8889	-6.83088E-03	1.1846
57	4.7828	-4.7828	-1.1846	2.1412
58	3.7664	-3.7664	-2.1412	2.8945
59	2.8389	-2.8389	-2.8945	3.4622
60	1.9986	-1.9986	-3.4622	3.8620
61	1.2440	-1.2440	-3.8620	4.1107
62	0.57304	-0.57304	-4.1107	4.2254
63	-1.61956E-02	1.61956E-02	-4.2254	4.2221
64	-0.52585	0.52585	-4.2221	4.1169
65	-0.95801	0.95801	-4.1169	3.9253
66	-1.3147	1.3147	-3.9253	3.6624
67	-1.5980	1.5980	-3.6624	3.3428
68	-1.8095	1.8095	-3.3428	2.9809
69	-1.9510	1.9510	-2.9809	2.5907
70	-2.0240	2.0240	-2.5907	2.1859
71	-2.0298	2.0298	-2.1859	1.7800
72	-1.9693	1.9693	-1.7800	1.3861
73	-1.8436	1.8436	-1.3861	1.0174
74	-1.6534	1.6534	-1.0174	0.68668
75	-1.3990	1.3990	-0.68668	0.40689
76	-1.0809	1.0809	-0.40689	0.19071
77	-0.69930	0.69930	-0.19071	5.08498E-02
78	-0.25424	0.25424	-5.08498E-02	-4.59077E-13

```
+-------------------------------------------------------------------------------------------------------------------------+
|                   PARATIEPLUS(TM)   NLS ENGINE RELEASE  2018.0    FULL VERSION  *Build date:Nov 13, 2017*              |
|                                                                                                                         |
|                                    NewProject.BaseDesignSection_28.SISMICASTR_1243                                      |
|                                   Exe Time : 4 September 2018 18:06:54                                                  |
+-------------------------------------------------------------------------------------------------------------------------+
New Project


S T R E S S   R E S U L T S   F O R   G R O U P   N O.   4

WallElement_New_76649                                        :
ELEMENT TYPE    2 NO.OF ELEMENTS. IN THIS GROUP   47
C U R R E N T   T I M E   I S      3.0000

 WALL2D ELEMENT

   EL      TA          TB          MA          MB
-----------------------------------------------------

***** NO ONE ELEMENT ACTIVE AT CURRENT STEP *****
```

```
+-------------------------------------------------------------------------------------------------------------------------------+
|                   PARATIEPLUS(TM)   NLS ENGINE RELEASE  2018.0    FULL VERSION  *Build date:Nov 13, 2017*                    |
|                                                                                                                               |
|                                    NewProject.BaseDesignSection_28.SISMICASTR_1243                                            |
|                                   Exe Time : 4 September 2018 18:06:54                                                        |
+-------------------------------------------------------------------------------------------------------------------------------+
New Project


S T R E S S   R E S U L T S   F O R   G R O U P   N O.   5

Tieback_175                                                    :
ELEMENT TYPE    6 NO.OF ELEMENTS. IN THIS GROUP    1
C U R R E N T   T I M E   I S      3.0000

 POST-TENSION 2D-BOUNDARY ELEMENT

         EL    FORCE          d0          EDISPL     pl. eps          K     -ve limit   +ve limit
-----------------------------------------------------------------------------------------------------------
 ANCHOR    1   138.50     -1.60846E-03 -1.60846E-03   0.0000       0.0000       0.0000       0.0000     BORN NOW JUST
ACTIVATED

 ITER     0 RNORM = 0.000     RMNORM= 0.000
             RINORM=0.2689E+06 RIMNOR=0.1726E+07
             RENORM= 7430.     REMNOR=0.1359E-19 RATIO =0.1662     TOLER =0.1000E-03  NOT CONVERGED
             RFMAX = 119.9     RMMAX = 199.1
             RTSMAL=0.1000E-02 RMSMAL=0.1000E-02
             RDT   =0.2689E+06 RDR   =0.1726E+07
             RATIOT=0.1662     RATIOR= 0.000
             MAX UN= 16.77     IEQ=   246 NODE     50 DOF   1  Y-DISPL.F
             MIN UN=-.9372E-06 IEQ=     3 NODE      1 DOF   3  Y-DISPL.S
             NO. OF CONTACT CONSTRAINT VIOLATIONS     0


 ITER     2 RNORM = 0.000     RMNORM= 0.000
             RINORM=0.2689E+06 RIMNOR=0.1726E+07
             RENORM= 807.0     REMNOR=0.2411E-17 RATIO =0.5478E-01 TOLER =0.1000E-03  NOT CONVERGED
             RFMAX = 119.9     RMMAX = 199.1
             RTSMAL=0.1000E-02 RMSMAL=0.1000E-02
             RDT   =0.2689E+06 RDR   =0.1726E+07
             RATIOT=0.5478E-01 RATIOR= 0.000
             MAX UN= 9.347     IEQ=   256 NODE     52 DOF   1  Y-DISPL.F
             MIN UN=-.2414E-08 IEQ=   121 NODE     25 DOF   1  Y-DISPL.F
             NO. OF CONTACT CONSTRAINT VIOLATIONS     0


 ITER     3 RNORM = 0.000     RMNORM= 0.000
             RINORM=0.2689E+06 RIMNOR=0.1726E+07
             RENORM= 129.7     REMNOR=0.6398E-17 RATIO =0.2196E-01 TOLER =0.1000E-03  NOT CONVERGED
             RFMAX = 119.9     RMMAX = 199.1
             RTSMAL=0.1000E-02 RMSMAL=0.1000E-02
             RDT   =0.2689E+06 RDR   =0.1726E+07
             RATIOT=0.2196E-01 RATIOR= 0.000
             MAX UN= 4.287     IEQ=   306 NODE     62 DOF   1  Y-DISPL.F
             MIN UN=-.2744E-03 IEQ=   393 NODE     79 DOF   3  Y-DISPL.S
             NO. OF CONTACT CONSTRAINT VIOLATIONS     0


 ITER     4 RNORM = 0.000     RMNORM= 0.000
             RINORM=0.2689E+06 RIMNOR=0.1726E+07
             RENORM= 11.19     REMNOR=0.1664E-17 RATIO =0.6449E-02 TOLER =0.1000E-03  NOT CONVERGED
             RFMAX = 119.9     RMMAX = 199.1
             RTSMAL=0.1000E-02 RMSMAL=0.1000E-02
             RDT   =0.2689E+06 RDR   =0.1726E+07
             RATIOT=0.6449E-02 RATIOR= 0.000
             MAX UN= 1.910     IEQ=    61 NODE     13 DOF   1  Y-DISPL.F
             MIN UN=-.3128E-04 IEQ=   393 NODE     79 DOF   3  Y-DISPL.S
             NO. OF CONTACT CONSTRAINT VIOLATIONS     0


 ITER     5 RNORM = 0.000     RMNORM= 0.000
```

```
  RINORM=0.2689E+06 RIMNOR=0.1726E+07
  RENORM=0.4254     REMNOR=0.1557E-17 RATIO =0.1258E-02 TOLER =0.1000E-03  NOT CONVERGED
  RFMAX = 119.9     RMMAX = 199.1
  RTSMAL=0.1000E-02 RMSMAL=0.1000E-02
  RDT   =0.2689E+06 RDR   =0.1726E+07
  RATIOT=0.1258E-02 RATIOR= 0.000
  MAX UN=0.6230     IEQ=    36 NODE      8 DOF   1  Y-DISPL.F
  MIN UN=-.4604E-04 IEQ=   393 NODE     79 DOF   3  Y-DISPL.S
  NO. OF CONTACT CONSTRAINT VIOLATIONS     0


ITER      6 RNORM = 0.000     RMNORM= 0.000
  RINORM=0.2689E+06 RIMNOR=0.1726E+07
  RENORM=0.2193E-03 REMNOR=0.1264E-17 RATIO =0.2856E-04 TOLER =0.1000E-03      CONVERGED !
  RFMAX = 119.9     RMMAX = 199.1
  RTSMAL=0.1000E-02 RMSMAL=0.1000E-02
  RDT   =0.2689E+06 RDR   =0.1726E+07
  RATIOT=0.2856E-04 RATIOR= 0.000
  MAX UN=0.1480E-01 IEQ=   316 NODE     64 DOF   1  Y-DISPL.F
  MIN UN=-.1016E-04 IEQ=   393 NODE     79 DOF   3  Y-DISPL.S
  NO. OF CONTACT CONSTRAINT VIOLATIONS     0
```

```
+-------------------------------------------------------------------------------------------------------------------------+
|                   PARATIEPLUS(TM)   NLS ENGINE RELEASE  2018.0    FULL VERSION  *Build date:Nov 13, 2017*              |
|                                                                                                                         |
|                                  NewProject.BaseDesignSection_28.SISMICASTR_1243                                        |
|                                 Exe Time : 4 September 2018 18:06:54                                                    |
+-------------------------------------------------------------------------------------------------------------------------+
New Project
SOLUTION REACHED USING     6 ITERATIONS ON   40

P R I N T   O U T   F O R   T I M E   S T E P    4     ( AT TIME   4.000     )

PRINT OUT OF ACTIVE COMPONENTS (FIXED NODES ARE NOT PRINTED OUT)
```

	Y-DISPL.F (02)	X-ROT. F (04)	Y-DISPL.S (08)	X-ROT. S (10)	Y-FORCE (14)	GAP	C-FORCE
1	3.0522219E-03	8.6828714E-04	3.0522219E-03	0.000000	-3.2938960E-14	4.3368087E-19	-1.2176863E-04
2	3.2258116E-03	8.6727161E-04	3.2258116E-03	0.000000	-1.6239343E-14	0.000000	-1.2006709E-04
3	3.3989952E-03	8.6422677E-04	3.3989952E-03	0.000000	-1.6009148E-14	1.3010426E-18	-1.1836512E-04
4	3.5713674E-03	8.5915794E-04	3.5713674E-03	0.000000	-1.5778837E-14	4.3368087E-19	-1.1666229E-04
5	3.7425241E-03	8.5207473E-04	3.7425241E-03	0.000000	-1.5548338E-14	0.000000	-1.1495808E-04
6	3.9120641E-03	8.4299420E-04	3.9120641E-03	0.000000	-1.5317511E-14	-8.6736174E-19	-1.1325144E-04
7	4.0795901E-03	8.3193759E-04	4.0795901E-03	0.000000	-1.5086137E-14	0.000000	-1.1154075E-04
8	4.2447089E-03	8.1892681E-04	4.2447089E-03	0.000000	-1.4853939E-14	-8.6736174E-19	-1.0982398E-04
9	4.4070322E-03	8.0398748E-04	4.4070322E-03	0.000000	-1.4620726E-14	0.000000	-1.0809969E-04
10	4.5661773E-03	7.8714956E-04	4.5661773E-03	0.000000	-1.4386499E-14	8.6736174E-19	-1.0636792E-04
11	4.7217678E-03	7.6844763E-04	4.7217678E-03	0.000000	-1.4151307E-14	8.6736174E-19	-1.0462900E-04
12	4.8734347E-03	7.4792068E-04	4.8734347E-03	0.000000	-1.3915198E-14	8.6736174E-19	-1.0288331E-04
13	5.0208172E-03	7.2561162E-04	5.0208172E-03	0.000000	-1.3678220E-14	0.000000	-1.0113119E-04
14	5.1635636E-03	7.0156752E-04	5.1635636E-03	0.000000	-1.3440422E-14	8.6736174E-19	-9.9373007E-05
15	5.3013320E-03	6.7583954E-04	5.3013320E-03	0.000000	-1.3201853E-14	-8.6736174E-19	-9.7609127E-05
16	5.4337909E-03	6.4848258E-04	5.4337909E-03	0.000000	-1.2962660E-14	0.000000	-9.5839911E-05
17	5.5606210E-03	6.1955530E-04	5.5606210E-03	0.000000	-1.2722694E-14	0.000000	-9.4065715E-05
18	5.6815131E-03	5.8912073E-04	5.6815131E-03	0.000000	-1.2482013E-14	8.6736174E-19	-9.2286923E-05
19	5.7961732E-03	5.5724532E-04	5.7961732E-03	0.000000	-1.2240855E-14	0.000000	-9.0503895E-05
20	5.9043199E-03	5.2399948E-04	5.9043199E-03	0.000000	-1.1999083E-14	1.7347235E-18	-8.8717000E-05
21	6.0056861E-03	4.8945736E-04	6.0056861E-03	0.000000	-1.1756932E-14	8.6736174E-19	-8.6926619E-05
22	6.1000211E-03	4.5369614E-04	6.1000211E-03	0.000000	-1.1514443E-14	-8.6736174E-19	-8.5133105E-05
23	6.1870887E-03	4.1679729E-04	6.1870887E-03	0.000000	-1.1271495E-14	0.000000	-8.3336843E-05
24	6.2666698E-03	3.7884579E-04	6.2666698E-03	0.000000	-1.1028225E-14	8.6736174E-19	-8.1538207E-05
25	6.3385627E-03	3.3993019E-04	6.3385627E-03	0.000000	-1.0784686E-14	0.000000	-7.9737574E-05
26	6.4025838E-03	3.0014271E-04	6.4025838E-03	0.000000	-1.0540833E-14	8.6736174E-19	-7.7935322E-05
27	6.4585673E-03	2.5957212E-04	6.4585673E-03	0.000000	-1.0296910E-14	8.6736174E-19	-7.6131840E-05
28	6.5063657E-03	2.1830255E-04	6.5063657E-03	0.000000	-1.0052945E-14	-8.6736174E-19	-7.4327490E-05
29	6.5458476E-03	1.7642196E-04	6.5458476E-03	0.000000	-9.8088384E-15	0.000000	-7.2522663E-05
30	6.5768998E-03	1.3402137E-04	6.5768998E-03	0.000000	-9.5647193E-15	0.000000	-7.0717743E-05
31	6.5994278E-03	9.1194855E-05	6.5994278E-03	0.000000	-9.3205697E-15	-8.6736174E-19	-6.8913115E-05
32	6.6133558E-03	4.8039940E-05	6.6133558E-03	0.000000	-9.0765846E-15	0.000000	-6.7109172E-05
33	6.6186284E-03	4.6566986E-06	6.6186284E-03	0.000000	-8.8328084E-15	8.6736174E-19	-6.5306284E-05
34	6.6152102E-03	-3.8851064E-05	6.6152102E-03	0.000000	-8.5891604E-15	-8.6736174E-19	-6.3504848E-05
35	6.6030868E-03	-8.2376565E-05	6.6030868E-03	0.000000	-8.3457615E-15	-8.6736174E-19	-6.1705253E-05
36	6.5822657E-03	-1.2580984E-04	6.5822657E-03	0.000000	-8.1026037E-15	0.000000	-5.9907889E-05
37	6.5527767E-03	-1.6903761E-04	6.5527767E-03	0.000000	-7.8598644E-15	2.6020852E-18	-5.8113157E-05
38	6.5146722E-03	-2.1194410E-04	6.5146722E-03	0.000000	-7.6175888E-15	-8.6736174E-19	-5.6321432E-05
39	6.4680285E-03	-2.5440969E-04	6.4680285E-03	0.000000	-7.3757153E-15	-8.6736174E-19	-5.4533115E-05
40	6.4129459E-03	-2.9631190E-04	6.4129459E-03	0.000000	-7.1343562E-15	1.7347235E-18	-5.2748602E-05
41	6.3495497E-03	-3.3752510E-04	6.3495497E-03	0.000000	-6.8935651E-15	-8.6736174E-19	-5.0968288E-05
42	6.2779904E-03	-3.7792047E-04	6.2779904E-03	0.000000	-6.6533954E-15	0.000000	-4.9192569E-05
43	6.1984448E-03	-4.1736616E-04	6.1984448E-03	0.000000	-6.4139011E-15	0.000000	-4.7421842E-05
44	6.1111163E-03	-4.5572713E-04	6.1111163E-03	0.000000	-6.1750895E-15	8.6736174E-19	-4.5656507E-05
45	6.0162360E-03	-4.9286500E-04	6.0162360E-03	0.000000	-5.9371104E-15	-1.7347235E-18	-4.3896970E-05
46	5.9140617E-03	-5.2863890E-04	5.9140617E-03	0.000000	-5.7000101E-15	-1.7347235E-18	-4.2143615E-05
47	5.8048810E-03	-5.6290423E-04	5.8048810E-03	0.000000	-1.2143003E-15	8.6736174E-19	-4.0396851E-05
48	5.7477584E-03	-5.7943049E-04	5.7477584E-03	0.000000	-1.1881241E-15	8.6736174E-19	-3.9526031E-05
49	5.6286698E-03	-6.1115510E-04	5.6286698E-03	0.000000	-5.1111621E-15	-1.7347235E-18	-3.7789907E-05
50	5.5034219E-03	-6.4099641E-04	5.5034219E-03	0.000000	-4.8773753E-15	0.000000	-3.6061380E-05
51	5.3724071E-03	-6.6879914E-04	5.3724071E-03	0.000000	-4.6446706E-15	0.000000	-3.4340854E-05
52	5.2360474E-03	-6.9442561E-04	5.2360474E-03	0.000000	-4.4131028E-15	-8.6736174E-19	-3.2628733E-05
53	5.0947882E-03	-7.1778259E-04	5.0947882E-03	0.000000	-4.1827267E-15	-1.7347235E-18	-3.0925423E-05
54	4.9490885E-03	-7.3882738E-04	4.9490885E-03	0.000000	-3.9535971E-15	-8.6736174E-19	-2.9231330E-05
55	4.7994108E-03	-7.5756775E-04	4.7994108E-03	0.000000	-3.7257691E-15	0.000000	-2.7546860E-05

56	4.6462111E-03	-7.7406192E-04	4.6462111E-03	0.000000	-3.4992977E-15	8.6736174E-19	-2.5872420E-05
57	4.4899286E-03	-7.8841866E-04	4.4899286E-03	0.000000	-3.2742380E-15	-8.6736174E-19	-2.4208418E-05
58	4.3309765E-03	-8.0078273E-04	4.3309765E-03	0.000000	-3.0506420E-15	-8.6736174E-19	-2.2555237E-05
59	4.1697380E-03	-8.1130894E-04	4.1697380E-03	0.000000	-2.8285443E-15	0.000000	-2.0913135E-05
60	4.0065652E-03	-8.2015051E-04	4.0065652E-03	0.000000	-2.6079607E-15	-8.6736174E-19	-1.9282227E-05
61	3.8417800E-03	-8.2745880E-04	3.8417800E-03	0.000000	-2.3888890E-15	0.000000	-1.7662499E-05
62	3.6756740E-03	-8.3338305E-04	3.6756740E-03	0.000000	-2.1713109E-15	4.3368087E-19	-1.6053812E-05
63	3.5085093E-03	-8.3807028E-04	3.5085093E-03	0.000000	-1.9551927E-15	0.000000	-1.4455920E-05
64	3.3405187E-03	-8.4166511E-04	3.3405187E-03	0.000000	-1.7404874E-15	4.3368087E-19	-1.2868474E-05
65	3.1719066E-03	-8.4430973E-04	3.1719066E-03	0.000000	-1.5271343E-15	0.000000	-1.1291026E-05
66	3.0028489E-03	-8.4614249E-04	3.0028489E-03	0.000000	-1.3150567E-15	-4.3368087E-19	-9.7230078E-06
67	2.8334948E-03	-8.4729627E-04	2.8334948E-03	0.000000	-1.1041623E-15	0.000000	-8.1637380E-06
68	2.6639672E-03	-8.4789835E-04	2.6639672E-03	0.000000	-8.9434559E-16	-4.3368087E-19	-6.6124368E-06
69	2.4943642E-03	-8.4807038E-04	2.4943642E-03	0.000000	-6.8549012E-16	0.000000	-5.0682423E-06
70	2.3247600E-03	-8.4792822E-04	2.3247600E-03	0.000000	-4.7747027E-16	4.3368087E-19	-3.5302259E-06
71	2.1552065E-03	-8.4758194E-04	2.1552065E-03	0.000000	-2.7016027E-16	-4.3368087E-19	-1.9974580E-06
72	1.9857343E-03	-8.4712998E-04	1.9857343E-03	0.000000	-6.3455843E-17	0.000000	-4.6916735E-07
73	1.8163562E-03	-8.4665262E-04	1.8163562E-03	0.000000	1.4274571E-16	2.1684043E-19	1.0554052E-06
74	1.6470708E-03	-8.4621102E-04	1.6470708E-03	0.000000	3.4854852E-16	-2.1684043E-19	2.5770296E-06
75	1.4778666E-03	-8.4584720E-04	1.4778666E-03	0.000000	5.5401189E-16	0.000000	4.0964516E-06
76	1.3087337E-03	-8.4558406E-04	1.3087337E-03	0.000000	7.5928626E-16	-2.1684043E-19	5.6142827E-06
77	1.1396345E-03	-8.4542526E-04	1.1396345E-03	0.000000	9.6451875E-16	4.3368087E-19	7.1312693E-06
78	9.7055768E-04	-8.4535528E-04	9.7055768E-04	0.000000	1.1697207E-15	0.000000	8.6478026E-06
79	8.0148029E-04	-8.4533935E-04	8.0148029E-04	0.000000	2.7498873E-15	-2.1684043E-19	1.0164264E-05

```
+-------------------------------------------------------------------------------------------------------------------------------+
|                  PARATIEPLUS(TM)   NLS ENGINE RELEASE  2018.0    FULL VERSION  *Build date:Nov 13, 2017*                    |
|                                                                                                                               |
|                                    NewProject.BaseDesignSection_28.SISMICASTR_1243                                            |
|                                   Exe Time : 4 September 2018 18:06:54                                                        |
+-------------------------------------------------------------------------------------------------------------------------------+
New Project


S T R E S S   R E S U L T S   F O R   G R O U P   N O.   1

0_L                                                              :
ELEMENT TYPE    5 NO.OF ELEMENTS. IN THIS GROUP   79
C U R R E N T   T I M E   I S      4.0000

 HARDENING 2D SOIL ELEMENT

 ****** TOTAL STRESS FORMULATION *****

  EL *   FORCE     DISPL-Y  VERTICAL-P  HORIZON.-P     MAX-V-P     MAX-H-P           STATE   STIFFNESS Z-LEVEL      PORE
E FACTOR    UFACTOR       Peq          Su_a         Su_p     LAYER
 ------------------------------------------------------------------------------------------------------------------------------
-------------------------------------------------------------------------------------------
   1 D  2.0998E-04 -3.0522E-03  6.3056E-03  2.0998E-03  6.3056E-03  0.6685          ACTIVE   0.000       0.000       0.000
1.000       1.000      2.0998E-03   0.000       0.000     DI1_164_167_L_0
   2 D  0.2158     -3.2258E-03   3.240       1.079       3.240       13.89          ACTIVE   0.000     -0.2000       0.000
1.000       1.000       1.079       0.000       0.000     DI1_164_167_L_0
   3 D  0.4420     -3.3990E-03   6.637       2.210       6.637       28.46          ACTIVE   0.000     -0.4000       0.000
1.000       1.000       2.210       0.000       0.000     DI1_164_167_L_0
   4 D  0.7391     -3.5714E-03   10.24       3.696       10.24       43.92           UL-RL   8046.     -0.6000       0.000
1.000       1.000       3.696       0.000       0.000     DI1_164_167_L_0
   5 D   1.366     -3.7425E-03   14.00       6.830       14.00       47.73           UL-RL   8046.     -0.8000       0.000
1.000       1.000       6.830       0.000       0.000     DI1_164_167_L_0
   6 D   1.252     -3.9121E-03   17.83       6.259       17.83       47.83           UL-RL   8046.      -1.000       0.000
1.000       1.000       6.259       0.000       0.000     DI1_164_167_L_0
   7 D   1.445     -4.0796E-03   21.70       7.224       21.70       47.71          ACTIVE   0.000      -1.200       0.000
1.000       1.000       7.224       0.000       0.000     DI1_164_167_L_0
   8 D   1.716     -4.2447E-03   25.76       8.579       25.76       47.48          ACTIVE   0.000      -1.400       0.000
1.000       1.000       8.579       0.000       0.000     DI1_164_167_L_0
   9 D   1.976     -4.4070E-03   29.67       9.881       29.67       47.19          ACTIVE   0.000      -1.600       0.000
1.000       1.000       9.881       0.000       0.000     DI1_164_167_L_0
  10 D   2.283     -4.5662E-03   34.27       11.41       34.27       46.89          ACTIVE   0.000      -1.800       0.000
1.000       1.000       11.41       0.000       0.000     DI1_164_167_L_0
  11 D   2.525     -4.7218E-03   37.91       12.62       37.91       46.61          ACTIVE   0.000      -2.000       0.000
1.000       1.000       12.62       0.000       0.000     DI1_164_167_L_0
  12 D   2.762     -4.8734E-03   41.48       13.81       41.48       46.37          ACTIVE   0.000      -2.200       0.000
1.000       1.000       13.81       0.000       0.000     DI1_164_167_L_0
  13 D   3.038     -5.0208E-03   45.62       15.19       45.62       46.18          ACTIVE   0.000      -2.400       0.000
1.000       1.000       15.19       0.000       0.000     DI1_164_167_L_0
  14 D   3.267     -5.1636E-03   49.06       16.34       49.06       46.05          ACTIVE   0.000      -2.600       0.000
1.000       1.000       16.34       0.000       0.000     DI1_164_167_L_0
  15 D   3.495     -5.3013E-03   52.48       17.48       52.48       45.99          ACTIVE   0.000      -2.800       0.000
1.000       1.000       17.48       0.000       0.000     DI1_164_167_L_0
  16 D   3.754     -5.4338E-03   56.37       18.77       56.37       46.00          ACTIVE   0.000      -3.000       0.000
1.000       1.000       18.77       0.000       0.000     DI1_164_167_L_0
  17 D   3.977     -5.5606E-03   59.72       19.89       59.72       46.09          ACTIVE   0.000      -3.200       0.000
1.000       1.000       19.89       0.000       0.000     DI1_164_167_L_0
  18 D   4.228     -5.6815E-03   63.49       21.14       63.49       46.25          ACTIVE   0.000      -3.400       0.000
1.000       1.000       21.14       0.000       0.000     DI1_164_167_L_0
  19 D   4.448     -5.7962E-03   66.79       22.24       66.79       46.50          ACTIVE   0.000      -3.600       0.000
1.000       1.000       22.24       0.000       0.000     DI1_164_167_L_0
  20 D   4.668     -5.9043E-03   70.09       23.34       70.09       46.82          ACTIVE   0.000      -3.800       0.000
1.000       1.000       23.34       0.000       0.000     DI1_164_167_L_0
  21 D   4.887     -6.0057E-03   73.38       24.43       73.38       47.22          ACTIVE   0.000      -4.000       0.000
1.000       1.000       24.43       0.000       0.000     DI1_164_167_L_0
  22 D   5.129     -6.1000E-03   77.01       25.64       77.01       47.69          ACTIVE   0.000      -4.200       0.000
1.000       1.000       25.64       0.000       0.000     DI1_164_167_L_0
  23 D   5.346     -6.1871E-03   80.27       26.73       80.27       48.25          ACTIVE   0.000      -4.400       0.000
1.000       1.000       26.73       0.000       0.000     DI1_164_167_L_0
  24 D   5.563     -6.2667E-03   83.53       27.82       83.53       48.87          ACTIVE   0.000      -4.600       0.000
1.000       1.000       27.82       0.000       0.000     DI1_164_167_L_0
```

25 D	5.801	-6.3386E-03	87.10	29.00	87.10	49.57	ACTIVE	0.000	-4.800	0.000	
1.000	1.000	29.00	0.000	0.000	DI1_164_167_L_0						
26 D	5.113	-6.4026E-03	90.34	25.57	90.34	53.78	ACTIVE	0.000	-5.000	0.000	
1.000	1.000	25.57	0.000	0.000	DI2_165_168_L_0						
27 D	5.304	-6.4586E-03	93.58	26.52	93.58	53.67	ACTIVE	0.000	-5.200	0.000	
1.000	1.000	26.52	0.000	0.000	DI2_165_168_L_0						
28 D	5.512	-6.5064E-03	97.10	27.56	97.10	53.73	ACTIVE	0.000	-5.400	0.000	
1.000	1.000	27.56	0.000	0.000	DI2_165_168_L_0						
29 D	5.702	-6.5458E-03	100.3	28.51	100.3	53.93	ACTIVE	0.000	-5.600	0.000	
1.000	1.000	28.51	0.000	0.000	DI2_165_168_L_0						
30 D	5.893	-6.5769E-03	103.6	29.46	103.6	54.27	ACTIVE	0.000	-5.800	0.000	
1.000	1.000	29.46	0.000	0.000	DI2_165_168_L_0						
31 D	6.098	-6.5994E-03	107.0	30.49	107.0	55.43	ACTIVE	0.000	-6.000	0.000	
1.000	1.000	30.49	0.000	0.000	DI2_165_168_L_0						
32 D	6.288	-6.6134E-03	110.3	31.44	110.3	56.94	ACTIVE	0.000	-6.200	0.000	
1.000	1.000	31.44	0.000	0.000	DI2_165_168_L_0						
33 D	6.478	-6.6186E-03	113.5	32.39	113.5	58.44	ACTIVE	0.000	-6.400	0.000	
1.000	1.000	32.39	0.000	0.000	DI2_165_168_L_0						
34 D	6.681	-6.6152E-03	116.9	33.40	116.9	59.95	ACTIVE	0.000	-6.600	0.000	
1.000	1.000	33.40	0.000	0.000	DI2_165_168_L_0						
35 D	6.870	-6.6031E-03	120.1	34.35	120.1	61.46	ACTIVE	0.000	-6.800	0.000	
1.000	1.000	34.35	0.000	0.000	DI2_165_168_L_0						
36 D	7.060	-6.5823E-03	123.3	35.30	123.3	62.98	ACTIVE	0.000	-7.000	0.000	
1.000	1.000	35.30	0.000	0.000	DI2_165_168_L_0						
37 D	7.262	-6.5528E-03	126.8	36.31	126.8	64.49	ACTIVE	0.000	-7.200	0.000	
1.000	1.000	36.31	0.000	0.000	DI2_165_168_L_0						
38 D	7.451	-6.5147E-03	130.0	37.26	130.0	66.00	ACTIVE	0.000	-7.400	0.000	
1.000	1.000	37.26	0.000	0.000	DI2_165_168_L_0						
39 D	7.641	-6.4680E-03	133.2	38.20	133.2	67.52	ACTIVE	0.000	-7.600	0.000	
1.000	1.000	38.20	0.000	0.000	DI2_165_168_L_0						
40 D	7.841	-6.4129E-03	136.6	39.21	136.6	69.03	ACTIVE	0.000	-7.800	0.000	
1.000	1.000	39.21	0.000	0.000	DI2_165_168_L_0						
41 D	8.031	-6.3495E-03	139.8	40.15	139.8	70.55	ACTIVE	0.000	-8.000	0.000	
1.000	1.000	40.15	0.000	0.000	DI2_165_168_L_0						
42 D	8.220	-6.2780E-03	143.0	41.10	143.0	72.07	ACTIVE	0.000	-8.200	0.000	
1.000	1.000	41.10	0.000	0.000	DI2_165_168_L_0						
43 D	8.420	-6.1984E-03	146.4	42.10	146.4	73.59	ACTIVE	0.000	-8.400	0.000	
1.000	1.000	42.10	0.000	0.000	DI2_165_168_L_0						
44 D	8.609	-6.1111E-03	149.6	43.04	149.6	75.11	ACTIVE	0.000	-8.600	0.000	
1.000	1.000	43.04	0.000	0.000	DI2_165_168_L_0						
45 D	8.798	-6.0162E-03	152.8	43.99	152.8	76.63	ACTIVE	0.000	-8.800	0.000	
1.000	1.000	43.99	0.000	0.000	DI2_165_168_L_0						
46 D	8.997	-5.9141E-03	156.2	44.98	156.2	78.16	ACTIVE	0.000	-9.000	0.000	
1.000	1.000	44.98	0.000	0.000	DI2_165_168_L_0						
47 D	6.889	-5.8049E-03	159.4	45.93	159.4	79.68	ACTIVE	0.000	-9.200	0.000	
1.000	1.000	45.93	0.000	0.000	DI2_165_168_L_0						
48 D	6.964	-5.7478E-03	161.1	46.42	161.1	80.44	ACTIVE	0.000	-9.300	0.000	
1.000	1.000	46.42	0.000	0.000	DI2_165_168_L_0						
49 D	9.474	-5.6287E-03	164.3	47.37	164.3	81.97	ACTIVE	0.000	-9.500	0.000	
1.000	1.000	47.37	0.000	0.000	DI2_165_168_L_0						
50 D	9.663	-5.5034E-03	167.5	48.31	167.5	83.50	ACTIVE	0.000	-9.700	0.000	
1.000	1.000	48.31	0.000	0.000	DI2_165_168_L_0						
51 D	9.861	-5.3724E-03	170.8	49.30	170.8	85.02	ACTIVE	0.000	-9.900	0.000	
1.000	1.000	49.30	0.000	0.000	DI2_165_168_L_0						
52 D	10.05	-5.2360E-03	174.0	50.25	174.0	86.55	ACTIVE	0.000	-10.10	0.000	
1.000	1.000	50.25	0.000	0.000	DI2_165_168_L_0						
53 D	10.24	-5.0948E-03	177.2	51.19	177.2	88.09	ACTIVE	0.000	-10.30	0.000	
1.000	1.000	51.19	0.000	0.000	DI2_165_168_L_0						
54 D	10.44	-4.9491E-03	180.6	52.18	180.6	89.62	ACTIVE	0.000	-10.50	0.000	
1.000	1.000	52.18	0.000	0.000	DI2_165_168_L_0						
55 D	10.63	-4.7994E-03	183.8	53.13	183.8	91.15	ACTIVE	0.000	-10.70	0.000	
1.000	1.000	53.13	0.000	0.000	DI2_165_168_L_0						
56 D	10.81	-4.6462E-03	187.0	54.07	187.0	92.68	ACTIVE	0.000	-10.90	0.000	
1.000	1.000	54.07	0.000	0.000	DI2_165_168_L_0						
57 D	11.01	-4.4899E-03	190.3	55.05	190.3	94.22	ACTIVE	0.000	-11.10	0.000	
1.000	1.000	55.05	0.000	0.000	DI2_165_168_L_0						
58 D	11.20	-4.3310E-03	193.5	56.00	193.5	95.76	ACTIVE	0.000	-11.30	0.000	
1.000	1.000	56.00	0.000	0.000	DI2_165_168_L_0						
59 D	11.39	-4.1697E-03	196.7	56.94	196.7	97.29	ACTIVE	0.000	-11.50	0.000	
1.000	1.000	56.94	0.000	0.000	DI2_165_168_L_0						
60 D	11.59	-4.0066E-03	200.0	57.93	200.0	98.83	ACTIVE	0.000	-11.70	0.000	
1.000	1.000	57.93	0.000	0.000	DI2_165_168_L_0						
61 D	11.77	-3.8418E-03	203.2	58.87	203.2	100.4	ACTIVE	0.000	-11.90	0.000	
1.000	1.000	58.87	0.000	0.000	DI2_165_168_L_0						

62 D	11.96	-3.6757E-03	206.4	59.82	206.4	101.9	ACTIVE	0.000	-12.10	0.000	
1.000	1.000	59.82	0.000	0.000	DI2_165_168_L_0						
63 D	12.16	-3.5085E-03	209.8	60.80	209.8	103.5	ACTIVE	0.000	-12.30	0.000	
1.000	1.000	60.80	0.000	0.000	DI2_165_168_L_0						
64 D	12.35	-3.3405E-03	213.0	61.74	213.0	105.0	ACTIVE	0.000	-12.50	0.000	
1.000	1.000	61.74	0.000	0.000	DI2_165_168_L_0						
65 D	12.54	-3.1719E-03	216.2	62.69	216.2	106.5	ACTIVE	0.000	-12.70	0.000	
1.000	1.000	62.69	0.000	0.000	DI2_165_168_L_0						
66 D	12.73	-3.0028E-03	219.5	63.66	219.5	108.1	ACTIVE	0.000	-12.90	0.000	
1.000	1.000	63.66	0.000	0.000	DI2_165_168_L_0						
67 D	12.92	-2.8335E-03	222.7	64.61	222.7	109.6	ACTIVE	0.000	-13.10	0.000	
1.000	1.000	64.61	0.000	0.000	DI2_165_168_L_0						
68 D	13.11	-2.6640E-03	225.9	65.55	225.9	111.2	ACTIVE	0.000	-13.30	0.000	
1.000	1.000	65.55	0.000	0.000	DI2_165_168_L_0						
69 D	13.31	-2.4944E-03	229.2	66.53	229.2	112.7	ACTIVE	0.000	-13.50	0.000	
1.000	1.000	66.53	0.000	0.000	DI2_165_168_L_0						
70 D	13.50	-2.3248E-03	232.4	67.48	232.4	114.3	ACTIVE	0.000	-13.70	0.000	
1.000	1.000	67.48	0.000	0.000	DI2_165_168_L_0						
71 D	14.39	-2.1552E-03	235.6	71.95	235.6	115.8	UL-RL	1.9392E+04	-13.90	0.000	
1.000	1.000	71.95	0.000	0.000	DI2_165_168_L_0						
72 D	15.39	-1.9857E-03	238.9	76.96	238.9	117.4	UL-RL	1.9392E+04	-14.10	0.000	
1.000	1.000	76.96	0.000	0.000	DI2_165_168_L_0						
73 D	16.39	-1.8164E-03	242.1	81.96	242.1	118.9	UL-RL	1.9392E+04	-14.30	0.000	
1.000	1.000	81.96	0.000	0.000	DI2_165_168_L_0						
74 D	17.39	-1.6471E-03	245.3	86.95	245.3	120.5	UL-RL	1.9392E+04	-14.50	0.000	
1.000	1.000	86.95	0.000	0.000	DI2_165_168_L_0						
75 D	18.39	-1.4779E-03	248.6	91.95	248.6	122.0	UL-RL	1.9392E+04	-14.70	0.000	
1.000	1.000	91.95	0.000	0.000	DI2_165_168_L_0						
76 D	19.39	-1.3087E-03	251.8	96.94	251.8	123.6	UL-RL	1.9392E+04	-14.90	0.000	
1.000	1.000	96.94	0.000	0.000	DI2_165_168_L_0						
77 D	20.39	-1.1396E-03	255.0	101.9	255.0	125.1	UL-RL	1.9392E+04	-15.10	0.000	
1.000	1.000	101.9	0.000	0.000	DI2_165_168_L_0						
78 D	21.38	-9.7056E-04	258.3	106.9	258.3	126.7	UL-RL	1.9392E+04	-15.30	0.000	
1.000	1.000	106.9	0.000	0.000	DI2_165_168_L_0						
79 D	11.19	-8.0148E-04	261.5	111.9	261.5	128.2	UL-RL	1.9392E+04	-15.50	0.000	
1.000	1.000	111.9	0.000	0.000	DI2_165_168_L_0						

```
+-----------------------------------------------------------------------------------------------------------------------+
|                  PARATIEPLUS(TM)   NLS ENGINE RELEASE  2018.0    FULL VERSION  *Build date:Nov 13, 2017*              |
|                                                                                                                       |
|                                   NewProject.BaseDesignSection_28.SISMICASTR_1243                                     |
|                                  Exe Time : 4 September 2018 18:06:54                                                 |
+-----------------------------------------------------------------------------------------------------------------------+
New Project


S T R E S S   R E S U L T S   F O R   G R O U P   N O.   2

0_R                                                          :
ELEMENT TYPE    5 NO.OF ELEMENTS. IN THIS GROUP   79
C U R R E N T   T I M E   I S     4.0000

 HARDENING 2D SOIL ELEMENT

 ****** TOTAL STRESS FORMULATION *****

 EL *   FORCE     DISPL-Y  VERTICAL-P  HORIZON.-P     MAX-V-P     MAX-H-P          STATE   STIFFNESS Z-LEVEL      PORE
E FACTOR    UFACTOR       Peq          Su_a        Su_p     LAYER
 ---------------------------------------------------------------------------------------------------------------------
-----------------------------------------------------------------------------------------------
   1     0.000         --          --          --          --          --          REMOVED     --        0.000       0.000
1.000       1.000       0.000       0.000       0.000     not available
   2     0.000         --          --          --          --          --          REMOVED     --      -0.2000       0.000
1.000       1.000       0.000       0.000       0.000     not available
   3     0.000         --          --          --          --          --          REMOVED     --      -0.4000       0.000
1.000       1.000       0.000       0.000       0.000     not available
   4     0.000         --          --          --          --          --          REMOVED     --      -0.6000       0.000
1.000       1.000       0.000       0.000       0.000     not available
   5     0.000         --          --          --          --          --          REMOVED     --      -0.8000       0.000
1.000       1.000       0.000       0.000       0.000     not available
   6     0.000         --          --          --          --          --          REMOVED     --       -1.000       0.000
1.000       1.000       0.000       0.000       0.000     not available
   7     0.000         --          --          --          --          --          REMOVED     --       -1.200       0.000
1.000       1.000       0.000       0.000       0.000     not available
   8     0.000         --          --          --          --          --          REMOVED     --       -1.400       0.000
1.000       1.000       0.000       0.000       0.000     not available
   9     0.000         --          --          --          --          --          REMOVED     --       -1.600       0.000
1.000       1.000       0.000       0.000       0.000     not available
  10     0.000         --          --          --          --          --          REMOVED     --       -1.800       0.000
1.000       1.000       0.000       0.000       0.000     not available
  11     0.000         --          --          --          --          --          REMOVED     --       -2.000       0.000
1.000       1.000       0.000       0.000       0.000     not available
  12     0.000         --          --          --          --          --          REMOVED     --       -2.200       0.000
1.000       1.000       0.000       0.000       0.000     not available
  13     0.000         --          --          --          --          --          REMOVED     --       -2.400       0.000
1.000       1.000       0.000       0.000       0.000     not available
  14     0.000         --          --          --          --          --          REMOVED     --       -2.600       0.000
1.000       1.000       0.000       0.000       0.000     not available
  15     0.000         --          --          --          --          --          REMOVED     --       -2.800       0.000
1.000       1.000       0.000       0.000       0.000     not available
  16     0.000         --          --          --          --          --          REMOVED     --       -3.000       0.000
1.000       1.000       0.000       0.000       0.000     not available
  17     0.000         --          --          --          --          --          REMOVED     --       -3.200       0.000
1.000       1.000       0.000       0.000       0.000     not available
  18     0.000         --          --          --          --          --          REMOVED     --       -3.400       0.000
1.000       1.000       0.000       0.000       0.000     not available
  19     0.000         --          --          --          --          --          REMOVED     --       -3.600       0.000
1.000       1.000       0.000       0.000       0.000     not available
  20     0.000         --          --          --          --          --          REMOVED     --       -3.800       0.000
1.000       1.000       0.000       0.000       0.000     not available
  21     0.000         --          --          --          --          --          REMOVED     --       -4.000       0.000
1.000       1.000       0.000       0.000       0.000     not available
  22     0.000         --          --          --          --          --          REMOVED     --       -4.200       0.000
1.000       1.000       0.000       0.000       0.000     not available
  23     0.000         --          --          --          --          --          REMOVED     --       -4.400       0.000
1.000       1.000       0.000       0.000       0.000     not available
  24     0.000         --          --          --          --          --          REMOVED     --       -4.600       0.000
1.000       1.000       0.000       0.000       0.000     not available
```

25	0.000	--	--	--	--	--	REMOVED	--	-4.800	0.000	
1.000	1.000	0.000	0.000	0.000	not available						
26	0.000	--	--	--	--	--	REMOVED	--	-5.000	0.000	
1.000	1.000	0.000	0.000	0.000	not available						
27	0.000	--	--	--	--	--	REMOVED	--	-5.200	0.000	
1.000	1.000	0.000	0.000	0.000	not available						
28	0.000	--	--	--	--	--	REMOVED	--	-5.400	0.000	
1.000	1.000	0.000	0.000	0.000	not available						
29	0.000	--	--	--	--	--	REMOVED	--	-5.600	0.000	
1.000	1.000	0.000	0.000	0.000	not available						
30	0.000	--	--	--	--	--	REMOVED	--	-5.800	0.000	
1.000	1.000	0.000	0.000	0.000	not available						
31	0.000	--	--	--	--	--	REMOVED	--	-6.000	0.000	
1.000	1.000	0.000	0.000	0.000	not available						
32	0.000	--	--	--	--	--	REMOVED	--	-6.200	0.000	
1.000	1.000	0.000	0.000	0.000	not available						
33	0.000	--	--	--	--	--	REMOVED	--	-6.400	0.000	
1.000	1.000	0.000	0.000	0.000	not available						
34	0.000	--	--	--	--	--	REMOVED	--	-6.600	0.000	
1.000	1.000	0.000	0.000	0.000	not available						
35	0.000	--	--	--	--	--	REMOVED	--	-6.800	0.000	
1.000	1.000	0.000	0.000	0.000	not available						
36	0.000	--	--	--	--	--	REMOVED	--	-7.000	0.000	
1.000	1.000	0.000	0.000	0.000	not available						
37	0.000	--	--	--	--	--	REMOVED	--	-7.200	0.000	
1.000	1.000	0.000	0.000	0.000	not available						
38	0.000	--	--	--	--	--	REMOVED	--	-7.400	0.000	
1.000	1.000	0.000	0.000	0.000	not available						
39	0.000	--	--	--	--	--	REMOVED	--	-7.600	0.000	
1.000	1.000	0.000	0.000	0.000	not available						
40	0.000	--	--	--	--	--	REMOVED	--	-7.800	0.000	
1.000	1.000	0.000	0.000	0.000	not available						
41	0.000	--	--	--	--	--	REMOVED	--	-8.000	0.000	
1.000	1.000	0.000	0.000	0.000	not available						
42	0.000	--	--	--	--	--	REMOVED	--	-8.200	0.000	
1.000	1.000	0.000	0.000	0.000	not available						
43	0.000	--	--	--	--	--	REMOVED	--	-8.400	0.000	
1.000	1.000	0.000	0.000	0.000	not available						
44	0.000	--	--	--	--	--	REMOVED	--	-8.600	0.000	
1.000	1.000	0.000	0.000	0.000	not available						
45	0.000	--	--	--	--	--	REMOVED	--	-8.800	0.000	
1.000	1.000	0.000	0.000	0.000	not available						
46	0.000	--	--	--	--	--	REMOVED	--	-9.000	0.000	
1.000	1.000	0.000	0.000	0.000	not available						
47	0.000	--	--	--	--	--	REMOVED	--	-9.200	0.000	
1.000	1.000	0.000	0.000	0.000	not available						
48	0.000	--	--	--	--	--	REMOVED	--	-9.300	0.000	
1.000	1.000	0.000	0.000	0.000	not available						
49	0.000	--	--	--	--	--	REMOVED	--	-9.500	0.000	
1.000	1.000	0.000	0.000	0.000	not available						
50	0.000	--	--	--	--	--	REMOVED	--	-9.700	0.000	
1.000	1.000	0.000	0.000	0.000	not available						
51 D	2.560	5.3724E-03	1.600	12.80	158.4	85.30	PASSIVE	0.000	-9.900	0.000	
1.000	1.000	12.80	0.000	0.000	DI2_165_168_L_0						
52 D	5.862	5.2360E-03	4.800	29.31	161.6	86.74	PASSIVE	0.000	-10.10	0.000	
1.000	1.000	29.31	0.000	0.000	DI2_165_168_L_0						
53 D	9.165	5.0948E-03	8.000	45.82	164.8	88.17	PASSIVE	0.000	-10.30	0.000	
1.000	1.000	45.82	0.000	0.000	DI2_165_168_L_0						
54 D	12.47	4.9491E-03	11.20	62.34	168.0	89.62	PASSIVE	0.000	-10.50	0.000	
1.000	1.000	62.34	0.000	0.000	DI2_165_168_L_0						
55 D	15.77	4.7994E-03	14.40	78.85	171.2	91.15	PASSIVE	0.000	-10.70	0.000	
1.000	1.000	78.85	0.000	0.000	DI2_165_168_L_0						
56 D	19.07	4.6462E-03	17.60	95.36	174.4	95.36	PASSIVE	0.000	-10.90	0.000	
1.000	1.000	95.36	0.000	0.000	DI2_165_168_L_0						
57 D	20.59	4.4899E-03	20.80	103.0	177.6	103.0	V-C	9716.	-11.10	0.000	
1.000	1.000	103.0	0.000	0.000	DI2_165_168_L_0						
58 D	20.69	4.3310E-03	24.00	103.5	180.8	103.5	V-C	9716.	-11.30	0.000	
1.000	1.000	103.5	0.000	0.000	DI2_165_168_L_0						
59 D	20.78	4.1697E-03	27.20	103.9	184.0	103.9	V-C	9716.	-11.50	0.000	
1.000	1.000	103.9	0.000	0.000	DI2_165_168_L_0						
60 D	20.85	4.0066E-03	30.40	104.2	187.2	104.2	V-C	9716.	-11.70	0.000	
1.000	1.000	104.2	0.000	0.000	DI2_165_168_L_0						
61 D	20.90	3.8418E-03	33.60	104.5	190.4	104.5	V-C	9716.	-11.90	0.000	
1.000	1.000	104.5	0.000	0.000	DI2_165_168_L_0						

62 D	20.95	3.6757E-03	36.80	104.8	193.6	104.8	V-C	9716.	-12.10	0.000	
1.000	1.000	104.8	0.000	0.000	DI2_165_168_L_0						
63 D	20.99	3.5085E-03	40.00	105.0	196.8	105.0	V-C	9716.	-12.30	0.000	
1.000	1.000	105.0	0.000	0.000	DI2_165_168_L_0						
64 D	21.02	3.3405E-03	43.20	105.1	200.0	105.1	V-C	9716.	-12.50	0.000	
1.000	1.000	105.1	0.000	0.000	DI2_165_168_L_0						
65 D	20.90	3.1719E-03	46.40	104.5	203.2	106.5	UL-RL	1.5546E+04	-12.70	0.000	
1.000	1.000	104.5	0.000	0.000	DI2_165_168_L_0						
66 D	20.75	3.0028E-03	49.60	103.7	206.4	108.1	UL-RL	1.5546E+04	-12.90	0.000	
1.000	1.000	103.7	0.000	0.000	DI2_165_168_L_0						
67 D	20.59	2.8335E-03	52.80	103.0	209.6	109.6	UL-RL	1.5546E+04	-13.10	0.000	
1.000	1.000	103.0	0.000	0.000	DI2_165_168_L_0						
68 D	20.43	2.6640E-03	56.00	102.2	212.8	111.2	UL-RL	1.5546E+04	-13.30	0.000	
1.000	1.000	102.2	0.000	0.000	DI2_165_168_L_0						
69 D	20.27	2.4944E-03	59.20	101.3	216.0	112.7	UL-RL	1.5546E+04	-13.50	0.000	
1.000	1.000	101.3	0.000	0.000	DI2_165_168_L_0						
70 D	20.10	2.3248E-03	62.40	100.5	219.2	114.3	UL-RL	1.5546E+04	-13.70	0.000	
1.000	1.000	100.5	0.000	0.000	DI2_165_168_L_0						
71 D	19.92	2.1552E-03	65.60	99.62	222.4	115.8	UL-RL	1.5546E+04	-13.90	0.000	
1.000	1.000	99.62	0.000	0.000	DI2_165_168_L_0						
72 D	19.75	1.9857E-03	68.80	98.74	225.6	117.4	UL-RL	1.5546E+04	-14.10	0.000	
1.000	1.000	98.74	0.000	0.000	DI2_165_168_L_0						
73 D	19.57	1.8164E-03	72.00	97.85	228.8	118.9	UL-RL	1.5546E+04	-14.30	0.000	
1.000	1.000	97.85	0.000	0.000	DI2_165_168_L_0						
74 D	19.39	1.6471E-03	75.20	96.95	232.0	120.5	UL-RL	1.5546E+04	-14.50	0.000	
1.000	1.000	96.95	0.000	0.000	DI2_165_168_L_0						
75 D	19.21	1.4779E-03	78.40	96.04	235.2	122.0	UL-RL	1.5546E+04	-14.70	0.000	
1.000	1.000	96.04	0.000	0.000	DI2_165_168_L_0						
76 D	19.02	1.3087E-03	81.60	95.12	238.4	123.6	UL-RL	1.5546E+04	-14.90	0.000	
1.000	1.000	95.12	0.000	0.000	DI2_165_168_L_0						
77 D	18.84	1.1396E-03	84.80	94.19	241.6	125.1	UL-RL	1.5546E+04	-15.10	0.000	
1.000	1.000	94.19	0.000	0.000	DI2_165_168_L_0						
78 D	18.65	9.7056E-04	88.00	93.24	244.8	126.7	UL-RL	1.5546E+04	-15.30	0.000	
1.000	1.000	93.24	0.000	0.000	DI2_165_168_L_0						
79 D	9.229	8.0148E-04	91.20	92.29	248.0	128.2	UL-RL	1.5546E+04	-15.50	0.000	
1.000	1.000	92.29	0.000	0.000	DI2_165_168_L_0						

```
+-------------------------------------------------------------------------------------------------------------------------+
|                   PARATIEPLUS(TM)   NLS ENGINE RELEASE  2018.0    FULL VERSION  *Build date:Nov 13, 2017*              |
|                                                                                                                         |
|                                    NewProject.BaseDesignSection_28.SISMICASTR_1243                                      |
|                                   Exe Time : 4 September 2018 18:06:54                                                  |
+-------------------------------------------------------------------------------------------------------------------------+
New Project


S T R E S S   R E S U L T S   F O R   G R O U P   N O.   3

WallElement_33                                                :
ELEMENT TYPE    2 NO.OF ELEMENTS. IN THIS GROUP   78
C U R R E N T   T I M E   I S     4.0000

 WALL2D ELEMENT

   EL      TA          TB          MA          MB
-------------------------------------------------------
    1 -125.14      125.14     6.00777E-11 -25.028
    2 -124.92      124.92      25.028     -50.013
    3 -124.48      124.48      50.013     -74.910
    4 -123.74      123.74      74.910     -99.658
    5 -122.38      122.38      99.658     -124.13
    6 -121.13      121.13      124.13     -148.36
    7 -119.68      119.68      148.36     -172.30
    8 -117.97      117.97      172.30     -195.89
    9 -115.99      115.99      195.89     -219.09
   10 -113.71      113.71      219.09     -241.83
   11 -111.18      111.18      241.83     -264.06
   12 -108.42      108.42      264.06     -285.75
   13 -105.38      105.38      285.75     -306.83
   14 -102.12      102.12      306.83     -327.25
   15 -98.620      98.620      327.25     -346.97
   16 -94.866      94.866      346.97     -365.95
   17 -90.889      90.889      365.95     -384.12
   18 -86.661      86.661      384.12     -401.46
   19 -82.213      82.213      401.46     -417.90
   20 -77.545      77.545      417.90     -433.41
   21 -72.658      72.658      433.41     -447.94
   22 -67.529      67.529      447.94     -461.44
   23 -62.183      62.183      461.44     -473.88
   24 -56.620      56.620      473.88     -485.20
   25 -50.819      50.819      485.20     -495.37
   26 -45.706      45.706      495.37     -504.51
   27 -40.402      40.402      504.51     -512.59
   28 -34.891      34.891      512.59     -519.57
   29 -29.188      29.188      519.57     -525.41
   30 -23.296      23.296      525.41     -530.07
   31 -17.198      17.198      530.07     -533.50
   32 -10.911      10.911      533.50     -535.69
   33 -4.4334      4.4334      535.69     -536.57
   34  2.2474     -2.2474      536.57     -536.12
   35  9.1178     -9.1178      536.12     -534.30
   36  16.178     -16.178      534.30     -531.07
   37  23.440     -23.440      531.07     -526.38
   38  30.891     -30.891      526.38     -520.20
   39  38.532     -38.532      520.20     -512.49
   40  46.373     -46.373      512.49     -503.22
   41  54.404     -54.404      503.22     -492.34
   42  62.623     -62.623      492.34     -479.81
   43  71.043     -71.043      479.81     -465.60
   44  79.652     -79.652      465.60     -449.67
   45  88.449     -88.449      449.67     -431.98
   46  97.446     -97.446      431.98     -412.49
   47  104.34     -104.34      412.49     -402.06
   48  111.30     -111.30      402.06     -379.80
   49  120.77     -120.77      379.80     -355.65
   50  130.44     -130.44      355.65     -329.56
   51  137.74     -137.74      329.56     -302.01
   52  141.92     -141.92      302.01     -273.63
```

53	143.00	-143.00	273.63	-245.03
54	140.97	-140.97	245.03	-216.83
55	135.82	-135.82	216.83	-189.67
56	127.57	-127.57	189.67	-164.16
57	117.98	-117.98	164.16	-140.56
58	108.49	-108.49	140.56	-118.86
59	99.101	-99.101	118.86	-99.041
60	89.840	-89.840	99.041	-81.073
61	80.710	-80.710	81.073	-64.931
62	71.722	-71.722	64.931	-50.587
63	62.891	-62.891	50.587	-38.009
64	54.201	-54.201	38.009	-27.169
65	45.841	-45.841	27.169	-18.000
66	37.827	-37.827	18.000	-10.435
67	30.157	-30.157	10.435	-4.4035
68	22.837	-22.837	4.4035	0.16391
69	15.878	-15.878	-0.16391	3.3395
70	9.2768	-9.2768	-3.3395	5.1949
71	3.7439	-3.7439	-5.1949	5.9437
72	-0.61327	0.61327	-5.9437	5.8210
73	-3.7928	3.7928	-5.8210	5.0624
74	-5.7928	5.7928	-5.0624	3.9039
75	-6.6116	6.6116	-3.9039	2.5816
76	-6.2474	6.2474	-2.5816	1.3322
77	-4.6983	4.6983	-1.3322	0.39249
78	-1.9624	1.9624	-0.39249	6.13476E-12

```
+-------------------------------------------------------------------------------------------------------------------------+
|                   PARATIEPLUS(TM)   NLS ENGINE RELEASE  2018.0    FULL VERSION  *Build date:Nov 13, 2017*              |
|                                                                                                                         |
|                                    NewProject.BaseDesignSection_28.SISMICASTR_1243                                      |
|                                   Exe Time : 4 September 2018 18:06:54                                                  |
+-------------------------------------------------------------------------------------------------------------------------+
New Project


S T R E S S   R E S U L T S   F O R   G R O U P   N O.   4

WallElement_New_76649                                        :
ELEMENT TYPE    2 NO.OF ELEMENTS. IN THIS GROUP   47
C U R R E N T   T I M E   I S      4.0000

 WALL2D ELEMENT

   EL      TA          TB          MA          MB
-----------------------------------------------------

***** NO ONE ELEMENT ACTIVE AT CURRENT STEP *****
```

```
+-------------------------------------------------------------------------------------------------------------------------------+
|                   PARATIEPLUS(TM)   NLS ENGINE RELEASE  2018.0    FULL VERSION  *Build date:Nov 13, 2017*                    |
|                                                                                                                               |
|                                    NewProject.BaseDesignSection_28.SISMICASTR_1243                                            |
|                                   Exe Time : 4 September 2018 18:06:54                                                        |
+-------------------------------------------------------------------------------------------------------------------------------+
New Project


S T R E S S    R E S U L T S    F O R    G R O U P    N O.    5

Tieback_175                                                  :
ELEMENT TYPE    6 NO.OF ELEMENTS. IN THIS GROUP    1
C U R R E N T    T I M E    I S      4.0000

 POST-TENSION 2D-BOUNDARY ELEMENT

         EL    FORCE          d0          EDISPL     pl. eps          K     -ve limit   +ve limit
-----------------------------------------------------------------------------------------------------------
 ANCHOR    1   144.50     -1.60846E-03  2.50453E-03   0.0000       1458.7       0.0000       0.0000     ELASTIC  ORIGINAL
YOUNG MODULUS

 ITER     0 RNORM = 0.000     RMNORM= 0.000
            RINORM=0.1120E+07 RIMNOR=0.1787E+08
            RENORM= 27.59     REMNOR=0.1264E-17 RATIO =0.4963E-02 TOLER =0.1000E-03  NOT CONVERGED
            RFMAX = 143.0     RMMAX = 536.6
            RTSMAL=0.1000E-02 RMSMAL=0.1000E-02
            RDT   =0.1120E+07 RDR   =0.1787E+08
            RATIOT=0.4963E-02 RATIOR= 0.000
            MAX UN=0.1218E-03 IEQ=     3 NODE      1 DOF   3  Y-DISPL.S
            MIN UN=-2.308     IEQ=   251 NODE     51 DOF   1  Y-DISPL.F
            NO. OF CONTACT CONSTRAINT VIOLATIONS     0


 ITER     2 RNORM = 0.000     RMNORM= 0.000
            RINORM=0.1120E+07 RIMNOR=0.1787E+08
            RENORM=0.9378E-03 REMNOR=0.1189E-17 RATIO =0.2894E-04 TOLER =0.1000E-03      CONVERGED !
            RFMAX = 143.0     RMMAX = 536.6
            RTSMAL=0.1000E-02 RMSMAL=0.1000E-02
            RDT   =0.1120E+07 RDR   =0.1787E+08
            RATIOT=0.2894E-04 RATIOR= 0.000
            MAX UN=0.2104E-01 IEQ=    16 NODE      4 DOF   1  Y-DISPL.F
            MIN UN=-.1334E-03 IEQ=   393 NODE     79 DOF   3  Y-DISPL.S
            NO. OF CONTACT CONSTRAINT VIOLATIONS     0
```

```
+-------------------------------------------------------------------------------------------------------------------------+
|                   PARATIEPLUS(TM)   NLS ENGINE RELEASE  2018.0    FULL VERSION  *Build date:Nov 13, 2017*              |
|                                                                                                                         |
|                                    NewProject.BaseDesignSection_28.SISMICASTR_1243                                      |
|                                   Exe Time : 4 September 2018 18:06:54                                                  |
+-------------------------------------------------------------------------------------------------------------------------+
New Project
SOLUTION REACHED USING     2 ITERATIONS ON   40

P R I N T   O U T   F O R   T I M E   S T E P    5     ( AT TIME   5.000     )

PRINT OUT OF ACTIVE COMPONENTS (FIXED NODES ARE NOT PRINTED OUT)
```

	Y-DISPL.F (02)	X-ROT. F (04)	Y-DISPL.S (08)	X-ROT. S (10)	Y-FORCE (14)	GAP	C-FORCE
1	3.1088095E-03	8.5476152E-04	3.1088095E-03	0.000000	-1.5307199E-14	4.3368087E-19	-5.6587599E-05
2	3.2796940E-03	8.5374548E-04	3.2796940E-03	0.000000	-7.2877209E-15	0.000000	-5.3882440E-05
3	3.4501723E-03	8.5069913E-04	3.4501723E-03	0.000000	-6.9218150E-15	1.3010426E-18	-5.1177081E-05
4	3.6198387E-03	8.4562780E-04	3.6198387E-03	0.000000	-6.5558548E-15	4.3368087E-19	-4.8471320E-05
5	3.7882890E-03	8.3854044E-04	3.7882890E-03	0.000000	-6.1898075E-15	0.000000	-4.5764916E-05
6	3.9551215E-03	8.2945291E-04	3.9551215E-03	0.000000	-5.8236122E-15	-8.6736174E-19	-4.3057416E-05
7	4.1199382E-03	8.1838528E-04	4.1199382E-03	0.000000	-5.4571755E-15	0.000000	-4.0348133E-05
8	4.2823451E-03	8.0535888E-04	4.2823451E-03	0.000000	-5.0903785E-15	-8.6736174E-19	-3.7636186E-05
9	4.4419529E-03	7.9039936E-04	4.4419529E-03	0.000000	-4.7230973E-15	0.000000	-3.4920658E-05
10	4.5983779E-03	7.7353668E-04	4.5983779E-03	0.000000	-4.3552080E-15	8.6736174E-19	-3.2200634E-05
11	4.7512430E-03	7.5480539E-04	4.7512430E-03	0.000000	-3.9865865E-15	8.6736174E-19	-2.9475197E-05
12	4.9001781E-03	7.3424451E-04	4.9001781E-03	0.000000	-3.6171091E-15	8.6736174E-19	-2.6743432E-05
13	5.0448217E-03	7.1189694E-04	5.0448217E-03	0.000000	-3.2466520E-15	0.000000	-2.4004423E-05
14	5.1848209E-03	6.8780975E-04	5.1848209E-03	0.000000	-2.8750913E-15	8.6736174E-19	-2.1257254E-05
15	5.3198330E-03	6.6203412E-04	5.3198330E-03	0.000000	-2.5023032E-15	-8.6736174E-19	-1.8501011E-05
16	5.4495256E-03	6.3462492E-04	5.4495256E-03	0.000000	-2.1281800E-15	0.000000	-1.5734778E-05
17	5.5735786E-03	6.0564083E-04	5.5735786E-03	0.000000	-1.7525614E-15	0.000000	-1.2957628E-05
18	5.6916818E-03	5.7514489E-04	5.6916818E-03	0.000000	-1.3753359E-15	8.6736174E-19	-1.0168673E-05
19	5.8035402E-03	5.4320340E-04	5.8035402E-03	0.000000	-9.9640026E-16	0.000000	-7.3669777E-06
20	5.9088715E-03	5.0988655E-04	5.9088715E-03	0.000000	-6.1560630E-16	1.7347235E-18	-4.5515764E-06
21	6.0074075E-03	4.7526834E-04	6.0074075E-03	0.000000	-2.3283243E-16	8.6736174E-19	-1.7214811E-06
22	6.0988967E-03	4.3942586E-04	6.0988967E-03	0.000000	1.5207259E-16	-8.6736174E-19	1.1243628E-06
23	6.1831017E-03	4.0244058E-04	6.1831017E-03	0.000000	5.3924743E-16	0.000000	3.9869759E-06
24	6.2598024E-03	3.6439755E-04	6.2598024E-03	0.000000	9.2882948E-16	8.6736174E-19	6.8673869E-06
25	6.3287961E-03	3.2538546E-04	6.3287961E-03	0.000000	1.3209550E-15	0.000000	9.7666034E-06
26	6.3898982E-03	2.8549674E-04	6.3898982E-03	0.000000	1.7157400E-15	8.6736174E-19	1.2685597E-05
27	6.4429421E-03	2.4482071E-04	6.4429421E-03	0.000000	2.1133321E-15	8.6736174E-19	1.5625257E-05
28	6.4877793E-03	2.0344236E-04	6.4877793E-03	0.000000	2.5138444E-15	-8.6736174E-19	1.8586369E-05
29	6.5242781E-03	1.6145077E-04	6.5242781E-03	0.000000	2.9173161E-15	0.000000	2.1569479E-05
30	6.5523249E-03	1.1893819E-04	6.5523249E-03	0.000000	3.3238069E-15	0.000000	2.4574910E-05
31	6.5718250E-03	7.6000169E-05	6.5718250E-03	0.000000	3.7332960E-15	-8.6736174E-19	2.7602718E-05
32	6.5827032E-03	3.2735866E-05	6.5827032E-03	0.000000	4.1457995E-15	0.000000	3.0652628E-05
33	6.5849044E-03	-1.0752807E-05	6.5849044E-03	0.000000	4.5612491E-15	8.6736174E-19	3.3724068E-05
34	6.5783942E-03	-5.4360018E-05	6.5783942E-03	0.000000	4.9794435E-15	-8.6736174E-19	3.6816032E-05
35	6.5631597E-03	-9.7976763E-05	6.5631597E-03	0.000000	5.4002223E-15	-8.6736174E-19	3.9927103E-05
36	6.5392103E-03	-1.4149065E-04	6.5392103E-03	0.000000	5.8232875E-15	0.000000	4.3055403E-05
37	6.5065782E-03	-1.8478581E-04	6.5065782E-03	0.000000	6.2483991E-15	2.6020852E-18	4.6198532E-05
38	6.4653186E-03	-2.2774364E-04	6.4653186E-03	0.000000	6.6751751E-15	-8.6736174E-19	4.9353598E-05
39	6.4155114E-03	-2.7024151E-04	6.4155114E-03	0.000000	7.1030422E-15	-8.6736174E-19	5.2517078E-05
40	6.3572611E-03	-3.1215374E-04	6.3572611E-03	0.000000	7.5314889E-15	1.7347235E-18	5.5684843E-05
41	6.2906976E-03	-3.5335128E-04	6.2906976E-03	0.000000	7.9598673E-15	-8.6736174E-19	5.8852103E-05
42	6.2159770E-03	-3.9370173E-04	6.2159770E-03	0.000000	8.3874346E-15	0.000000	6.2013367E-05
43	6.1332824E-03	-4.3306940E-04	6.1332824E-03	0.000000	8.8133479E-15	0.000000	6.5162400E-05
44	6.0428241E-03	-4.7131526E-04	6.0428241E-03	0.000000	9.2365891E-15	8.6736174E-19	6.8292191E-05
45	5.9448411E-03	-5.0829675E-04	5.9448411E-03	0.000000	9.6562321E-15	-1.7347235E-18	7.1394888E-05
46	5.8395998E-03	-5.4386857E-04	5.8395998E-03	0.000000	1.0071114E-14	-1.7347235E-18	7.4461828E-05
47	5.7273976E-03	-5.7788154E-04	5.7273976E-03	0.000000	2.3290953E-15	8.6736174E-19	7.7483402E-05
48	5.6687844E-03	-5.9426141E-04	5.6687844E-03	0.000000	2.3739013E-15	8.6736174E-19	7.8973989E-05
49	5.5467623E-03	-6.2564919E-04	5.5467623E-03	0.000000	1.1078156E-14	-1.7347235E-18	8.1907491E-05
50	5.4186544E-03	-6.5509178E-04	5.4186544E-03	0.000000	1.1464978E-14	0.000000	8.4767499E-05
51	5.2848657E-03	-6.8243255E-04	5.2848657E-03	0.000000	1.1840156E-14	0.000000	8.7541422E-05
52	5.1458298E-03	-7.0754835E-04	5.1458298E-03	0.000000	1.2202117E-14	-8.6736174E-19	9.0217617E-05
53	5.0019993E-03	-7.3036924E-04	5.0019993E-03	0.000000	1.2549878E-14	-1.7347235E-18	9.2788825E-05
54	4.8538368E-03	-7.5086905E-04	4.8538368E-03	0.000000	1.2882985E-14	-8.6736174E-19	9.5251687E-05
55	4.7018051E-03	-7.6906833E-04	4.7018051E-03	0.000000	1.3201377E-14	0.000000	9.7605751E-05

56	4.5463583E-03	-7.8503562E-04	4.5463583E-03	0.000000	1.3505304E-14	8.6736174E-19	9.9852865E-05
57	4.3879320E-03	-7.9888535E-04	4.3879320E-03	0.000000	1.3795243E-14	-8.6736174E-19	1.0199656E-04
58	4.2269355E-03	-8.1076422E-04	4.2269355E-03	0.000000	1.4071757E-14	-8.6736174E-19	1.0404099E-04
59	4.0637473E-03	-8.2082875E-04	4.0637473E-03	0.000000	1.4335461E-14	0.000000	1.0599072E-04
60	3.8987147E-03	-8.2923367E-04	3.8987147E-03	0.000000	1.4587012E-14	-8.6736174E-19	1.0785058E-04
61	3.7321543E-03	-8.3613164E-04	3.7321543E-03	0.000000	1.4827105E-14	0.000000	1.0962574E-04
62	3.5643524E-03	-8.4167297E-04	3.5643524E-03	0.000000	1.5056467E-14	4.3368087E-19	1.1132155E-04
63	3.3955657E-03	-8.4600561E-04	3.3955657E-03	0.000000	1.5275852E-14	0.000000	1.1294359E-04
64	3.2260211E-03	-8.4927488E-04	3.2260211E-03	0.000000	1.5486036E-14	4.3368087E-19	1.1449761E-04
65	3.0559171E-03	-8.5162340E-04	3.0559171E-03	0.000000	1.5687812E-14	0.000000	1.1598947E-04
66	2.8854239E-03	-8.5318988E-04	2.8854239E-03	0.000000	1.5881981E-14	-4.3368087E-19	1.1742507E-04
67	2.7146844E-03	-8.5410737E-04	2.7146844E-03	0.000000	1.6069352E-14	0.000000	1.1881042E-04
68	2.5438157E-03	-8.5450284E-04	2.5438157E-03	0.000000	1.6250734E-14	-4.3368087E-19	1.2015149E-04
69	2.3729100E-03	-8.5449723E-04	2.3729100E-03	0.000000	1.6426922E-14	0.000000	1.2145415E-04
70	2.2020359E-03	-8.5420534E-04	2.2020359E-03	0.000000	1.6598684E-14	4.3368087E-19	1.2272409E-04
71	2.0312397E-03	-8.5373574E-04	2.0312397E-03	0.000000	1.6766757E-14	-4.3368087E-19	1.2396675E-04
72	1.8605470E-03	-8.5318514E-04	1.8605470E-03	0.000000	1.6931832E-14	0.000000	1.2518726E-04
73	1.6899659E-03	-8.5263169E-04	1.6899659E-03	0.000000	1.7094549E-14	2.1684043E-19	1.2639032E-04
74	1.5194906E-03	-8.5213415E-04	1.5194906E-03	0.000000	1.7255487E-14	-2.1684043E-19	1.2758023E-04
75	1.3491058E-03	-8.5173185E-04	1.3491058E-03	0.000000	1.7413847E-14	0.000000	1.2876074E-04
76	1.1787987E-03	-8.5144470E-04	1.1787987E-03	0.000000	1.7572655E-14	0.000000	1.2993499E-04
77	1.0085288E-03	-8.5127313E-04	1.0085288E-03	0.000000	1.7732312E-14	4.3368087E-19	1.3110568E-04
78	8.3828302E-04	-8.5119813E-04	8.3828302E-04	0.000000	1.7891759E-14	0.000000	1.3227466E-04
79	6.6803715E-04	-8.5118118E-04	6.6803715E-04	0.000000	3.6102332E-14	-2.1684043E-19	1.3344315E-04

```
+-------------------------------------------------------------------------------------------------------------------------------+
|                   PARATIEPLUS(TM)   NLS ENGINE RELEASE  2018.0    FULL VERSION  *Build date:Nov 13, 2017*                    |
|                                                                                                                               |
|                                    NewProject.BaseDesignSection_28.SISMICASTR_1243                                            |
|                                   Exe Time : 4 September 2018 18:06:54                                                        |
+-------------------------------------------------------------------------------------------------------------------------------+
New Project


S T R E S S   R E S U L T S   F O R   G R O U P   N O.   1

0_L                                                              :
ELEMENT TYPE    5 NO.OF ELEMENTS. IN THIS GROUP   79
C U R R E N T   T I M E   I S      5.0000

 HARDENING 2D SOIL ELEMENT

 ****** TOTAL STRESS FORMULATION *****

  EL *   FORCE     DISPL-Y  VERTICAL-P  HORIZON.-P     MAX-V-P     MAX-H-P           STATE   STIFFNESS Z-LEVEL      PORE
E FACTOR    UFACTOR       Peq           Su_a         Su_p     LAYER
 ------------------------------------------------------------------------------------------------------------------------------
-------------------------------------------------------------------------------------------
   1 D  2.0998E-04 -3.1088E-03  6.3056E-03  2.0998E-03  6.3056E-03  0.6685          ACTIVE   0.000       0.000       0.000
1.000       1.000      2.0998E-03   0.000       0.000     DI1_164_167_L_0
   2 D  0.2158     -3.2797E-03   3.240       1.079       3.240       13.89          ACTIVE   0.000     -0.2000       0.000
1.000       1.000       1.079       0.000       0.000     DI1_164_167_L_0
   3 D  0.4420     -3.4502E-03   6.637       2.210       6.637       28.46          ACTIVE   0.000     -0.4000       0.000
1.000       1.000       2.210       0.000       0.000     DI1_164_167_L_0
   4 D  0.6822     -3.6198E-03   10.24       3.411       10.24       43.92          ACTIVE   0.000     -0.6000       0.000
1.000       1.000       3.411       0.000       0.000     DI1_164_167_L_0
   5 D   1.292     -3.7883E-03   14.00       6.462       14.00       47.73           UL-RL   8046.     -0.8000       0.000
1.000       1.000       6.462       0.000       0.000     DI1_164_167_L_0
   6 D   1.188     -3.9551E-03   17.83       5.938       17.83       47.83          ACTIVE   0.000      -1.000       0.000
1.000       1.000       5.938       0.000       0.000     DI1_164_167_L_0
   7 D   1.445     -4.1199E-03   21.70       7.224       21.70       47.71          ACTIVE   0.000      -1.200       0.000
1.000       1.000       7.224       0.000       0.000     DI1_164_167_L_0
   8 D   1.716     -4.2823E-03   25.76       8.579       25.76       47.48          ACTIVE   0.000      -1.400       0.000
1.000       1.000       8.579       0.000       0.000     DI1_164_167_L_0
   9 D   1.976     -4.4420E-03   29.67       9.881       29.67       47.19          ACTIVE   0.000      -1.600       0.000
1.000       1.000       9.881       0.000       0.000     DI1_164_167_L_0
  10 D   2.283     -4.5984E-03   34.27       11.41       34.27       46.89          ACTIVE   0.000      -1.800       0.000
1.000       1.000       11.41       0.000       0.000     DI1_164_167_L_0
  11 D   2.525     -4.7512E-03   37.91       12.62       37.91       46.61          ACTIVE   0.000      -2.000       0.000
1.000       1.000       12.62       0.000       0.000     DI1_164_167_L_0
  12 D   2.762     -4.9002E-03   41.48       13.81       41.48       46.37          ACTIVE   0.000      -2.200       0.000
1.000       1.000       13.81       0.000       0.000     DI1_164_167_L_0
  13 D   3.038     -5.0448E-03   45.62       15.19       45.62       46.18          ACTIVE   0.000      -2.400       0.000
1.000       1.000       15.19       0.000       0.000     DI1_164_167_L_0
  14 D   3.267     -5.1848E-03   49.06       16.34       49.06       46.05          ACTIVE   0.000      -2.600       0.000
1.000       1.000       16.34       0.000       0.000     DI1_164_167_L_0
  15 D   3.495     -5.3198E-03   52.48       17.48       52.48       45.99          ACTIVE   0.000      -2.800       0.000
1.000       1.000       17.48       0.000       0.000     DI1_164_167_L_0
  16 D   3.754     -5.4495E-03   56.37       18.77       56.37       46.00          ACTIVE   0.000      -3.000       0.000
1.000       1.000       18.77       0.000       0.000     DI1_164_167_L_0
  17 D   3.977     -5.5736E-03   59.72       19.89       59.72       46.09          ACTIVE   0.000      -3.200       0.000
1.000       1.000       19.89       0.000       0.000     DI1_164_167_L_0
  18 D   4.228     -5.6917E-03   63.49       21.14       63.49       46.25          ACTIVE   0.000      -3.400       0.000
1.000       1.000       21.14       0.000       0.000     DI1_164_167_L_0
  19 D   4.448     -5.8035E-03   66.79       22.24       66.79       46.50          ACTIVE   0.000      -3.600       0.000
1.000       1.000       22.24       0.000       0.000     DI1_164_167_L_0
  20 D   4.668     -5.9089E-03   70.09       23.34       70.09       46.82          ACTIVE   0.000      -3.800       0.000
1.000       1.000       23.34       0.000       0.000     DI1_164_167_L_0
  21 D   4.887     -6.0074E-03   73.38       24.43       73.38       47.22          ACTIVE   0.000      -4.000       0.000
1.000       1.000       24.43       0.000       0.000     DI1_164_167_L_0
  22 D   5.131     -6.0989E-03   77.01       25.65       77.01       47.69           UL-RL   8046.      -4.200       0.000
1.000       1.000       25.65       0.000       0.000     DI1_164_167_L_0
  23 D   5.353     -6.1831E-03   80.27       26.76       80.27       48.25           UL-RL   8046.      -4.400       0.000
1.000       1.000       26.76       0.000       0.000     DI1_164_167_L_0
  24 D   5.574     -6.2598E-03   83.53       27.87       83.53       48.87           UL-RL   8046.      -4.600       0.000
1.000       1.000       27.87       0.000       0.000     DI1_164_167_L_0
```

25 D	5.817	-6.3288E-03	87.10	29.08	87.10	49.57	UL-RL	8046.	-4.800	0.000	
1.000	1.000	29.08	0.000	0.000	DI1_164_167_L_0						
26 D	5.162	-6.3899E-03	90.34	25.81	90.34	53.78	UL-RL	1.9392E+04	-5.000	0.000	
1.000	1.000	25.81	0.000	0.000	DI2_165_168_L_0						
27 D	5.365	-6.4429E-03	93.58	26.82	93.58	53.67	UL-RL	1.9392E+04	-5.200	0.000	
1.000	1.000	26.82	0.000	0.000	DI2_165_168_L_0						
28 D	5.584	-6.4878E-03	97.10	27.92	97.10	53.73	UL-RL	1.9392E+04	-5.400	0.000	
1.000	1.000	27.92	0.000	0.000	DI2_165_168_L_0						
29 D	5.786	-6.5243E-03	100.3	28.93	100.3	53.93	UL-RL	1.9392E+04	-5.600	0.000	
1.000	1.000	28.93	0.000	0.000	DI2_165_168_L_0						
30 D	5.988	-6.5523E-03	103.6	29.94	103.6	54.27	UL-RL	1.9392E+04	-5.800	0.000	
1.000	1.000	29.94	0.000	0.000	DI2_165_168_L_0						
31 D	6.205	-6.5718E-03	107.0	31.02	107.0	55.43	UL-RL	1.9392E+04	-6.000	0.000	
1.000	1.000	31.02	0.000	0.000	DI2_165_168_L_0						
32 D	6.406	-6.5827E-03	110.3	32.03	110.3	56.94	UL-RL	1.9392E+04	-6.200	0.000	
1.000	1.000	32.03	0.000	0.000	DI2_165_168_L_0						
33 D	6.608	-6.5849E-03	113.5	33.04	113.5	58.44	UL-RL	1.9392E+04	-6.400	0.000	
1.000	1.000	33.04	0.000	0.000	DI2_165_168_L_0						
34 D	6.824	-6.5784E-03	116.9	34.12	116.9	59.95	UL-RL	1.9392E+04	-6.600	0.000	
1.000	1.000	34.12	0.000	0.000	DI2_165_168_L_0						
35 D	7.025	-6.5632E-03	120.1	35.13	120.1	61.46	UL-RL	1.9392E+04	-6.800	0.000	
1.000	1.000	35.13	0.000	0.000	DI2_165_168_L_0						
36 D	7.227	-6.5392E-03	123.3	36.14	123.3	62.98	UL-RL	1.9392E+04	-7.000	0.000	
1.000	1.000	36.14	0.000	0.000	DI2_165_168_L_0						
37 D	7.441	-6.5066E-03	126.8	37.21	126.8	64.49	UL-RL	1.9392E+04	-7.200	0.000	
1.000	1.000	37.21	0.000	0.000	DI2_165_168_L_0						
38 D	7.643	-6.4653E-03	130.0	38.21	130.0	66.00	UL-RL	1.9392E+04	-7.400	0.000	
1.000	1.000	38.21	0.000	0.000	DI2_165_168_L_0						
39 D	7.844	-6.4155E-03	133.2	39.22	133.2	67.52	UL-RL	1.9392E+04	-7.600	0.000	
1.000	1.000	39.22	0.000	0.000	DI2_165_168_L_0						
40 D	8.057	-6.3573E-03	136.6	40.29	136.6	69.03	UL-RL	1.9392E+04	-7.800	0.000	
1.000	1.000	40.29	0.000	0.000	DI2_165_168_L_0						
41 D	8.259	-6.2907E-03	139.8	41.29	139.8	70.55	UL-RL	1.9392E+04	-8.000	0.000	
1.000	1.000	41.29	0.000	0.000	DI2_165_168_L_0						
42 D	8.460	-6.2160E-03	143.0	42.30	143.0	72.07	UL-RL	1.9392E+04	-8.200	0.000	
1.000	1.000	42.30	0.000	0.000	DI2_165_168_L_0						
43 D	8.672	-6.1333E-03	146.4	43.36	146.4	73.59	UL-RL	1.9392E+04	-8.400	0.000	
1.000	1.000	43.36	0.000	0.000	DI2_165_168_L_0						
44 D	8.874	-6.0428E-03	149.6	44.37	149.6	75.11	UL-RL	1.9392E+04	-8.600	0.000	
1.000	1.000	44.37	0.000	0.000	DI2_165_168_L_0						
45 D	9.075	-5.9448E-03	152.8	45.37	152.8	76.63	UL-RL	1.9392E+04	-8.800	0.000	
1.000	1.000	45.37	0.000	0.000	DI2_165_168_L_0						
46 D	9.285	-5.8396E-03	156.2	46.43	156.2	78.16	UL-RL	1.9392E+04	-9.000	0.000	
1.000	1.000	46.43	0.000	0.000	DI2_165_168_L_0						
47 D	7.115	-5.7274E-03	159.4	47.43	159.4	79.68	UL-RL	1.9392E+04	-9.200	0.000	
1.000	1.000	47.43	0.000	0.000	DI2_165_168_L_0						
48 D	7.193	-5.6688E-03	161.1	47.96	161.1	80.44	UL-RL	1.9392E+04	-9.300	0.000	
1.000	1.000	47.96	0.000	0.000	DI2_165_168_L_0						
49 D	9.792	-5.5468E-03	164.3	48.96	164.3	81.97	UL-RL	1.9392E+04	-9.500	0.000	
1.000	1.000	48.96	0.000	0.000	DI2_165_168_L_0						
50 D	9.992	-5.4187E-03	167.5	49.96	167.5	83.50	UL-RL	1.9392E+04	-9.700	0.000	
1.000	1.000	49.96	0.000	0.000	DI2_165_168_L_0						
51 D	10.20	-5.2849E-03	170.8	51.00	170.8	85.02	UL-RL	1.9392E+04	-9.900	0.000	
1.000	1.000	51.00	0.000	0.000	DI2_165_168_L_0						
52 D	10.40	-5.1458E-03	174.0	52.00	174.0	86.55	UL-RL	1.9392E+04	-10.10	0.000	
1.000	1.000	52.00	0.000	0.000	DI2_165_168_L_0						
53 D	10.60	-5.0020E-03	177.2	52.99	177.2	88.09	UL-RL	1.9392E+04	-10.30	0.000	
1.000	1.000	52.99	0.000	0.000	DI2_165_168_L_0						
54 D	10.81	-4.8538E-03	180.6	54.03	180.6	89.62	UL-RL	1.9392E+04	-10.50	0.000	
1.000	1.000	54.03	0.000	0.000	DI2_165_168_L_0						
55 D	11.00	-4.7018E-03	183.8	55.02	183.8	91.15	UL-RL	1.9392E+04	-10.70	0.000	
1.000	1.000	55.02	0.000	0.000	DI2_165_168_L_0						
56 D	11.20	-4.5464E-03	187.0	56.01	187.0	92.68	UL-RL	1.9392E+04	-10.90	0.000	
1.000	1.000	56.01	0.000	0.000	DI2_165_168_L_0						
57 D	11.41	-4.3879E-03	190.3	57.03	190.3	94.22	UL-RL	1.9392E+04	-11.10	0.000	
1.000	1.000	57.03	0.000	0.000	DI2_165_168_L_0						
58 D	11.60	-4.2269E-03	193.5	58.02	193.5	95.76	UL-RL	1.9392E+04	-11.30	0.000	
1.000	1.000	58.02	0.000	0.000	DI2_165_168_L_0						
59 D	11.80	-4.0637E-03	196.7	59.00	196.7	97.29	UL-RL	1.9392E+04	-11.50	0.000	
1.000	1.000	59.00	0.000	0.000	DI2_165_168_L_0						
60 D	12.00	-3.8987E-03	200.0	60.02	200.0	98.83	UL-RL	1.9392E+04	-11.70	0.000	
1.000	1.000	60.02	0.000	0.000	DI2_165_168_L_0						
61 D	12.20	-3.7322E-03	203.2	61.00	203.2	100.4	UL-RL	1.9392E+04	-11.90	0.000	
1.000	1.000	61.00	0.000	0.000	DI2_165_168_L_0						

62 D	12.39	-3.5644E-03	206.4	61.97	206.4	101.9	UL-RL	1.9392E+04	-12.10	0.000	
1.000	1.000	61.97	0.000	0.000	DI2_165_168_L_0						
63 D	12.60	-3.3956E-03	209.8	62.99	209.8	103.5	UL-RL	1.9392E+04	-12.30	0.000	
1.000	1.000	62.99	0.000	0.000	DI2_165_168_L_0						
64 D	12.79	-3.2260E-03	213.0	63.96	213.0	105.0	UL-RL	1.9392E+04	-12.50	0.000	
1.000	1.000	63.96	0.000	0.000	DI2_165_168_L_0						
65 D	12.99	-3.0559E-03	216.2	64.93	216.2	106.5	UL-RL	1.9392E+04	-12.70	0.000	
1.000	1.000	64.93	0.000	0.000	DI2_165_168_L_0						
66 D	13.19	-2.8854E-03	219.5	65.94	219.5	108.1	UL-RL	1.9392E+04	-12.90	0.000	
1.000	1.000	65.94	0.000	0.000	DI2_165_168_L_0						
67 D	13.38	-2.7147E-03	222.7	66.91	222.7	109.6	UL-RL	1.9392E+04	-13.10	0.000	
1.000	1.000	66.91	0.000	0.000	DI2_165_168_L_0						
68 D	13.58	-2.5438E-03	225.9	67.88	225.9	111.2	UL-RL	1.9392E+04	-13.30	0.000	
1.000	1.000	67.88	0.000	0.000	DI2_165_168_L_0						
69 D	13.78	-2.3729E-03	229.2	68.89	229.2	112.7	UL-RL	1.9392E+04	-13.50	0.000	
1.000	1.000	68.89	0.000	0.000	DI2_165_168_L_0						
70 D	13.97	-2.2020E-03	232.4	69.85	232.4	114.3	UL-RL	1.9392E+04	-13.70	0.000	
1.000	1.000	69.85	0.000	0.000	DI2_165_168_L_0						
71 D	14.87	-2.0312E-03	235.6	74.36	235.6	115.8	UL-RL	1.9392E+04	-13.90	0.000	
1.000	1.000	74.36	0.000	0.000	DI2_165_168_L_0						
72 D	15.88	-1.8605E-03	238.9	79.38	238.9	117.4	UL-RL	1.9392E+04	-14.10	0.000	
1.000	1.000	79.38	0.000	0.000	DI2_165_168_L_0						
73 D	16.88	-1.6900E-03	242.1	84.41	242.1	118.9	UL-RL	1.9392E+04	-14.30	0.000	
1.000	1.000	84.41	0.000	0.000	DI2_165_168_L_0						
74 D	17.89	-1.5195E-03	245.3	89.43	245.3	120.5	UL-RL	1.9392E+04	-14.50	0.000	
1.000	1.000	89.43	0.000	0.000	DI2_165_168_L_0						
75 D	18.89	-1.3491E-03	248.6	94.44	248.6	122.0	UL-RL	1.9392E+04	-14.70	0.000	
1.000	1.000	94.44	0.000	0.000	DI2_165_168_L_0						
76 D	19.89	-1.1788E-03	251.8	99.46	251.8	123.6	UL-RL	1.9392E+04	-14.90	0.000	
1.000	1.000	99.46	0.000	0.000	DI2_165_168_L_0						
77 D	20.89	-1.0085E-03	255.0	104.5	255.0	125.1	UL-RL	1.9392E+04	-15.10	0.000	
1.000	1.000	104.5	0.000	0.000	DI2_165_168_L_0						
78 D	21.90	-8.3828E-04	258.3	109.5	258.3	126.7	UL-RL	1.9392E+04	-15.30	0.000	
1.000	1.000	109.5	0.000	0.000	DI2_165_168_L_0						
79 D	11.45	-6.6804E-04	261.5	114.5	261.5	128.2	UL-RL	1.9392E+04	-15.50	0.000	
1.000	1.000	114.5	0.000	0.000	DI2_165_168_L_0						

```
+-----------------------------------------------------------------------------------------------------------------------+
|                  PARATIEPLUS(TM)   NLS ENGINE RELEASE  2018.0    FULL VERSION  *Build date:Nov 13, 2017*              |
|                                                                                                                       |
|                                   NewProject.BaseDesignSection_28.SISMICASTR_1243                                     |
|                                  Exe Time : 4 September 2018 18:06:54                                                 |
+-----------------------------------------------------------------------------------------------------------------------+
New Project


S T R E S S   R E S U L T S   F O R   G R O U P   N O.   2

0_R                                                                :
ELEMENT TYPE    5 NO.OF ELEMENTS. IN THIS GROUP   79
C U R R E N T   T I M E   I S     5.0000

 HARDENING 2D SOIL ELEMENT

 ****** TOTAL STRESS FORMULATION *****

 EL *   FORCE     DISPL-Y  VERTICAL-P  HORIZON.-P     MAX-V-P     MAX-H-P          STATE   STIFFNESS Z-LEVEL      PORE
E FACTOR    UFACTOR       Peq          Su_a        Su_p     LAYER
 ---------------------------------------------------------------------------------------------------------------------------
-----------------------------------------------------------------------------------------------
   1     0.000         --          --          --          --          --          REMOVED     --        0.000       0.000
1.000       1.000       0.000       0.000       0.000     not available
   2     0.000         --          --          --          --          --          REMOVED     --      -0.2000       0.000
1.000       1.000       0.000       0.000       0.000     not available
   3     0.000         --          --          --          --          --          REMOVED     --      -0.4000       0.000
1.000       1.000       0.000       0.000       0.000     not available
   4     0.000         --          --          --          --          --          REMOVED     --      -0.6000       0.000
1.000       1.000       0.000       0.000       0.000     not available
   5     0.000         --          --          --          --          --          REMOVED     --      -0.8000       0.000
1.000       1.000       0.000       0.000       0.000     not available
   6     0.000         --          --          --          --          --          REMOVED     --       -1.000       0.000
1.000       1.000       0.000       0.000       0.000     not available
   7     0.000         --          --          --          --          --          REMOVED     --       -1.200       0.000
1.000       1.000       0.000       0.000       0.000     not available
   8     0.000         --          --          --          --          --          REMOVED     --       -1.400       0.000
1.000       1.000       0.000       0.000       0.000     not available
   9     0.000         --          --          --          --          --          REMOVED     --       -1.600       0.000
1.000       1.000       0.000       0.000       0.000     not available
  10     0.000         --          --          --          --          --          REMOVED     --       -1.800       0.000
1.000       1.000       0.000       0.000       0.000     not available
  11     0.000         --          --          --          --          --          REMOVED     --       -2.000       0.000
1.000       1.000       0.000       0.000       0.000     not available
  12     0.000         --          --          --          --          --          REMOVED     --       -2.200       0.000
1.000       1.000       0.000       0.000       0.000     not available
  13     0.000         --          --          --          --          --          REMOVED     --       -2.400       0.000
1.000       1.000       0.000       0.000       0.000     not available
  14     0.000         --          --          --          --          --          REMOVED     --       -2.600       0.000
1.000       1.000       0.000       0.000       0.000     not available
  15     0.000         --          --          --          --          --          REMOVED     --       -2.800       0.000
1.000       1.000       0.000       0.000       0.000     not available
  16     0.000         --          --          --          --          --          REMOVED     --       -3.000       0.000
1.000       1.000       0.000       0.000       0.000     not available
  17     0.000         --          --          --          --          --          REMOVED     --       -3.200       0.000
1.000       1.000       0.000       0.000       0.000     not available
  18     0.000         --          --          --          --          --          REMOVED     --       -3.400       0.000
1.000       1.000       0.000       0.000       0.000     not available
  19     0.000         --          --          --          --          --          REMOVED     --       -3.600       0.000
1.000       1.000       0.000       0.000       0.000     not available
  20     0.000         --          --          --          --          --          REMOVED     --       -3.800       0.000
1.000       1.000       0.000       0.000       0.000     not available
  21     0.000         --          --          --          --          --          REMOVED     --       -4.000       0.000
1.000       1.000       0.000       0.000       0.000     not available
  22     0.000         --          --          --          --          --          REMOVED     --       -4.200       0.000
1.000       1.000       0.000       0.000       0.000     not available
  23     0.000         --          --          --          --          --          REMOVED     --       -4.400       0.000
1.000       1.000       0.000       0.000       0.000     not available
  24     0.000         --          --          --          --          --          REMOVED     --       -4.600       0.000
1.000       1.000       0.000       0.000       0.000     not available
```

25	0.000	--	--	--	--	--	REMOVED	--	-4.800	0.000		
1.000	1.000	0.000	0.000	0.000	not available							
26	0.000	--	--	--	--	--	REMOVED	--	-5.000	0.000		
1.000	1.000	0.000	0.000	0.000	not available							
27	0.000	--	--	--	--	--	REMOVED	--	-5.200	0.000		
1.000	1.000	0.000	0.000	0.000	not available							
28	0.000	--	--	--	--	--	REMOVED	--	-5.400	0.000		
1.000	1.000	0.000	0.000	0.000	not available							
29	0.000	--	--	--	--	--	REMOVED	--	-5.600	0.000		
1.000	1.000	0.000	0.000	0.000	not available							
30	0.000	--	--	--	--	--	REMOVED	--	-5.800	0.000		
1.000	1.000	0.000	0.000	0.000	not available							
31	0.000	--	--	--	--	--	REMOVED	--	-6.000	0.000		
1.000	1.000	0.000	0.000	0.000	not available							
32	0.000	--	--	--	--	--	REMOVED	--	-6.200	0.000		
1.000	1.000	0.000	0.000	0.000	not available							
33	0.000	--	--	--	--	--	REMOVED	--	-6.400	0.000		
1.000	1.000	0.000	0.000	0.000	not available							
34	0.000	--	--	--	--	--	REMOVED	--	-6.600	0.000		
1.000	1.000	0.000	0.000	0.000	not available							
35	0.000	--	--	--	--	--	REMOVED	--	-6.800	0.000		
1.000	1.000	0.000	0.000	0.000	not available							
36	0.000	--	--	--	--	--	REMOVED	--	-7.000	0.000		
1.000	1.000	0.000	0.000	0.000	not available							
37	0.000	--	--	--	--	--	REMOVED	--	-7.200	0.000		
1.000	1.000	0.000	0.000	0.000	not available							
38	0.000	--	--	--	--	--	REMOVED	--	-7.400	0.000		
1.000	1.000	0.000	0.000	0.000	not available							
39	0.000	--	--	--	--	--	REMOVED	--	-7.600	0.000		
1.000	1.000	0.000	0.000	0.000	not available							
40	0.000	--	--	--	--	--	REMOVED	--	-7.800	0.000		
1.000	1.000	0.000	0.000	0.000	not available							
41	0.000	--	--	--	--	--	REMOVED	--	-8.000	0.000		
1.000	1.000	0.000	0.000	0.000	not available							
42	0.000	--	--	--	--	--	REMOVED	--	-8.200	0.000		
1.000	1.000	0.000	0.000	0.000	not available							
43	0.000	--	--	--	--	--	REMOVED	--	-8.400	0.000		
1.000	1.000	0.000	0.000	0.000	not available							
44	0.000	--	--	--	--	--	REMOVED	--	-8.600	0.000		
1.000	1.000	0.000	0.000	0.000	not available							
45	0.000	--	--	--	--	--	REMOVED	--	-8.800	0.000		
1.000	1.000	0.000	0.000	0.000	not available							
46	0.000	--	--	--	--	--	REMOVED	--	-9.000	0.000		
1.000	1.000	0.000	0.000	0.000	not available							
47	0.000	--	--	--	--	--	REMOVED	--	-9.200	0.000		
1.000	1.000	0.000	0.000	0.000	not available							
48 D	0.000	5.6688E-03	0.000	0.000	0.000	0.000	ACTIVE	0.000	-9.300	0.000		
1.000	1.000	0.000	0.000	0.000	DI2_165_168_L_0							
49 D	8.5876E-02	5.5468E-03	3.200	0.4294	3.200	1.600	UL-RL	1.4292E+04	-9.500	0.000		
1.000	1.000	0.4294	0.000	0.000	DI2_165_168_L_0							
50 D	0.3977	5.4187E-03	6.400	1.989	6.400	3.200	UL-RL	1.4292E+04	-9.700	0.000		
1.000	1.000	1.989	0.000	0.000	DI2_165_168_L_0							
51 D	4.617	5.2849E-03	9.600	23.09	158.4	85.30	UL-RL	1.4292E+04	-9.900	0.000		
1.000	1.000	23.09	0.000	0.000	DI2_165_168_L_0							
52 D	7.367	5.1458E-03	12.80	36.84	161.6	86.74	UL-RL	1.4292E+04	-10.10	0.000		
1.000	1.000	36.84	0.000	0.000	DI2_165_168_L_0							
53 D	10.40	5.0020E-03	16.00	52.02	164.8	88.17	UL-RL	1.4292E+04	-10.30	0.000		
1.000	1.000	52.02	0.000	0.000	DI2_165_168_L_0							
54 D	13.54	4.8538E-03	19.20	67.68	168.0	89.62	UL-RL	1.4292E+04	-10.50	0.000		
1.000	1.000	67.68	0.000	0.000	DI2_165_168_L_0							
55 D	16.72	4.7018E-03	22.40	83.59	171.2	91.15	UL-RL	1.4292E+04	-10.70	0.000		
1.000	1.000	83.59	0.000	0.000	DI2_165_168_L_0							
56 D	19.59	4.5464E-03	25.60	97.93	174.4	99.36	UL-RL	1.4292E+04	-10.90	0.000		
1.000	1.000	97.93	0.000	0.000	DI2_165_168_L_0							
57 D	21.10	4.3879E-03	28.80	105.5	177.6	107.0	UL-RL	1.4292E+04	-11.10	0.000		
1.000	1.000	105.5	0.000	0.000	DI2_165_168_L_0							
58 D	21.20	4.2269E-03	32.00	106.0	180.8	107.5	UL-RL	1.4292E+04	-11.30	0.000		
1.000	1.000	106.0	0.000	0.000	DI2_165_168_L_0							
59 D	21.27	4.0637E-03	35.20	106.4	184.0	107.9	UL-RL	1.4292E+04	-11.50	0.000		
1.000	1.000	106.4	0.000	0.000	DI2_165_168_L_0							
60 D	21.34	3.8987E-03	38.40	106.7	187.2	108.2	UL-RL	1.4292E+04	-11.70	0.000		
1.000	1.000	106.7	0.000	0.000	DI2_165_168_L_0							
61 D	21.39	3.7322E-03	41.60	107.0	190.4	108.5	UL-RL	1.4292E+04	-11.90	0.000		
1.000	1.000	107.0	0.000	0.000	DI2_165_168_L_0							

62 D	21.43	3.5644E-03	44.80	107.2	193.6	108.8	UL-RL	1.4292E+04	-12.10	0.000	
1.000	1.000	107.2	0.000	0.000	DI2_165_168_L_0						
63 D	21.47	3.3956E-03	48.00	107.3	196.8	109.0	UL-RL	1.4292E+04	-12.30	0.000	
1.000	1.000	107.3	0.000	0.000	DI2_165_168_L_0						
64 D	21.50	3.2260E-03	51.20	107.5	200.0	109.1	UL-RL	1.4292E+04	-12.50	0.000	
1.000	1.000	107.5	0.000	0.000	DI2_165_168_L_0						
65 D	21.37	3.0559E-03	54.40	106.9	203.2	108.5	UL-RL	1.4292E+04	-12.70	0.000	
1.000	1.000	106.9	0.000	0.000	DI2_165_168_L_0						
66 D	21.20	2.8854E-03	57.60	106.0	206.4	108.1	UL-RL	1.4292E+04	-12.90	0.000	
1.000	1.000	106.0	0.000	0.000	DI2_165_168_L_0						
67 D	21.02	2.7147E-03	60.80	105.1	209.6	109.6	UL-RL	1.4292E+04	-13.10	0.000	
1.000	1.000	105.1	0.000	0.000	DI2_165_168_L_0						
68 D	20.84	2.5438E-03	64.00	104.2	212.8	111.2	UL-RL	1.4292E+04	-13.30	0.000	
1.000	1.000	104.2	0.000	0.000	DI2_165_168_L_0						
69 D	20.66	2.3729E-03	67.20	103.3	216.0	112.7	UL-RL	1.4292E+04	-13.50	0.000	
1.000	1.000	103.3	0.000	0.000	DI2_165_168_L_0						
70 D	20.47	2.2020E-03	70.40	102.4	219.2	114.3	UL-RL	1.4292E+04	-13.70	0.000	
1.000	1.000	102.4	0.000	0.000	DI2_165_168_L_0						
71 D	20.28	2.0312E-03	73.60	101.4	222.4	115.8	UL-RL	1.4292E+04	-13.90	0.000	
1.000	1.000	101.4	0.000	0.000	DI2_165_168_L_0						
72 D	20.10	1.8605E-03	76.80	100.5	225.6	117.4	UL-RL	1.4292E+04	-14.10	0.000	
1.000	1.000	100.5	0.000	0.000	DI2_165_168_L_0						
73 D	19.90	1.6900E-03	80.00	99.52	228.8	118.9	UL-RL	1.4292E+04	-14.30	0.000	
1.000	1.000	99.52	0.000	0.000	DI2_165_168_L_0						
74 D	19.71	1.5195E-03	83.20	98.55	232.0	120.5	UL-RL	1.4292E+04	-14.50	0.000	
1.000	1.000	98.55	0.000	0.000	DI2_165_168_L_0						
75 D	19.52	1.3491E-03	86.40	97.58	235.2	122.0	UL-RL	1.4292E+04	-14.70	0.000	
1.000	1.000	97.58	0.000	0.000	DI2_165_168_L_0						
76 D	19.32	1.1788E-03	89.60	96.60	238.4	123.6	UL-RL	1.4292E+04	-14.90	0.000	
1.000	1.000	96.60	0.000	0.000	DI2_165_168_L_0						
77 D	19.12	1.0085E-03	92.80	95.61	241.6	125.1	UL-RL	1.4292E+04	-15.10	0.000	
1.000	1.000	95.61	0.000	0.000	DI2_165_168_L_0						
78 D	18.92	8.3828E-04	96.00	94.62	244.8	126.7	UL-RL	1.4292E+04	-15.30	0.000	
1.000	1.000	94.62	0.000	0.000	DI2_165_168_L_0						
79 D	9.361	6.6804E-04	99.20	93.61	248.0	128.2	UL-RL	1.4292E+04	-15.50	0.000	
1.000	1.000	93.61	0.000	0.000	DI2_165_168_L_0						

```
+-------------------------------------------------------------------------------------------------------------------------+
|                   PARATIEPLUS(TM)   NLS ENGINE RELEASE  2018.0    FULL VERSION  *Build date:Nov 13, 2017*              |
|                                                                                                                         |
|                                    NewProject.BaseDesignSection_28.SISMICASTR_1243                                      |
|                                   Exe Time : 4 September 2018 18:06:54                                                  |
+-------------------------------------------------------------------------------------------------------------------------+
New Project


S T R E S S   R E S U L T S   F O R   G R O U P   N O.   3

WallElement_33                                                :
ELEMENT TYPE    2 NO.OF ELEMENTS. IN THIS GROUP   78
C U R R E N T   T I M E   I S     5.0000

 WALL2D ELEMENT

   EL      TA          TB          MA          MB
-------------------------------------------------------
    1 -125.20      125.20    -9.41385E-11 -25.040
    2 -124.99      124.99      25.040     -50.038
    3 -124.54      124.54      50.038     -74.947
    4 -123.88      123.88      74.947     -99.723
    5 -122.59      122.59      99.723     -124.24
    6 -121.41      121.41      124.24     -148.52
    7 -119.96      119.96      148.52     -172.52
    8 -118.25      118.25      172.52     -196.17
    9 -116.27      116.27      196.17     -219.42
   10 -113.99      113.99      219.42     -242.22
   11 -111.46      111.46      242.22     -264.51
   12 -108.70      108.70      264.51     -286.25
   13 -105.66      105.66      286.25     -307.38
   14 -102.40      102.40      307.38     -327.86
   15 -98.902      98.902      327.86     -347.64
   16 -95.148      95.148      347.64     -366.67
   17 -91.170      91.170      366.67     -384.91
   18 -86.959      86.959      384.91     -402.30
   19 -82.522      82.522      402.30     -418.80
   20 -77.862      77.862      418.80     -434.38
   21 -72.978      72.978      434.38     -448.97
   22 -67.847      67.847      448.97     -462.54
   23 -62.494      62.494      462.54     -475.04
   24 -56.920      56.920      475.04     -486.42
   25 -51.103      51.103      486.42     -496.64
   26 -45.941      45.941      496.64     -505.83
   27 -40.576      40.576      505.83     -513.95
   28 -34.993      34.993      513.95     -520.95
   29 -29.207      29.207      520.95     -526.79
   30 -23.219      23.219      526.79     -531.43
   31 -17.014      17.014      531.43     -534.83
   32 -10.608      10.608      534.83     -536.96
   33 -3.9992      3.9992      536.96     -537.76
   34  2.8244     -2.8244      537.76     -537.19
   35  9.8498     -9.8498      537.19     -535.22
   36  17.077     -17.077      535.22     -531.81
   37  24.518     -24.518      531.81     -526.90
   38  32.161     -32.161      526.90     -520.47
   39  40.005     -40.005      520.47     -512.47
   40  48.063     -48.063      512.47     -502.86
   41  56.322     -56.322      502.86     -491.59
   42  64.782     -64.782      491.59     -478.64
   43  73.455     -73.455      478.64     -463.94
   44  82.328     -82.328      463.94     -447.48
   45  91.403     -91.403      447.48     -429.20
   46  100.69     -100.69      429.20     -409.06
   47  107.80     -107.80      409.06     -398.28
   48  115.00     -115.00      398.28     -375.28
   49  124.70     -124.70      375.28     -350.34
   50  134.30     -134.30      350.34     -323.48
   51  139.88     -139.88      323.48     -295.50
   52  142.91     -142.91      295.50     -266.92
```

53	143.11	−143.11	266.92	−238.30
54	140.38	−140.38	238.30	−210.23
55	134.66	−134.66	210.23	−183.29
56	126.28	−126.28	183.29	−158.04
57	116.58	−116.58	158.04	−134.72
58	106.99	−106.99	134.72	−113.32
59	97.516	−97.516	113.32	−93.819
60	88.182	−88.182	93.819	−76.183
61	78.991	−78.991	76.183	−60.385
62	69.953	−69.953	60.385	−46.394
63	61.082	−61.082	46.394	−34.178
64	52.378	−52.378	34.178	−23.702
65	43.991	−43.991	23.702	−14.904
66	35.982	−35.982	14.904	−7.7077
67	28.344	−28.344	7.7077	−2.0389
68	21.080	−21.080	2.0389	2.1771
69	14.199	−14.199	−2.1771	5.0168
70	7.6977	−7.6977	−5.0168	6.5564
71	2.2847	−2.2847	−6.5564	7.0133
72	−1.9334	1.9334	−7.0133	6.6266
73	−4.9556	4.9556	−6.6266	5.6355
74	−6.7809	6.7809	−5.6355	4.2793
75	−7.4081	7.4081	−4.2793	2.7978
76	−6.8361	6.8361	−2.7978	1.4306
77	−5.0636	5.0636	−1.4306	0.41784
78	−2.0891	2.0891	−0.41784	−2.51291E−11

```
+-------------------------------------------------------------------------------------------------------------------------------+
|                   PARATIEPLUS(TM)   NLS ENGINE RELEASE  2018.0    FULL VERSION  *Build date:Nov 13, 2017*                    |
|                                                                                                                               |
|                                    NewProject.BaseDesignSection_28.SISMICASTR_1243                                            |
|                                   Exe Time : 4 September 2018 18:06:54                                                        |
+-------------------------------------------------------------------------------------------------------------------------------+
New Project


S T R E S S   R E S U L T S   F O R   G R O U P   N O.   4

WallElement_New_76649                                          :
ELEMENT TYPE    2 NO.OF ELEMENTS. IN THIS GROUP   47
C U R R E N T   T I M E   I S      5.0000

 WALL2D ELEMENT

   EL      TA          TB          MA          MB
-----------------------------------------------------

***** NO ONE ELEMENT ACTIVE AT CURRENT STEP *****
```

```
+-----------------------------------------------------------------------------------------------------------------------+
|                  PARATIEPLUS(TM)   NLS ENGINE RELEASE  2018.0    FULL VERSION  *Build date:Nov 13, 2017*              |
|                                                                                                                       |
|                                   NewProject.BaseDesignSection_28.SISMICASTR_1243                                     |
|                                  Exe Time : 4 September 2018 18:06:54                                                 |
+-----------------------------------------------------------------------------------------------------------------------+
New Project


S T R E S S   R E S U L T S   F O R   G R O U P   N O.   5

Tieback_175                                                  :
ELEMENT TYPE    6 NO.OF ELEMENTS. IN THIS GROUP    1
C U R R E N T   T I M E   I S     5.0000

 POST-TENSION 2D-BOUNDARY ELEMENT

         EL    FORCE          d0          EDISPL     pl. eps          K     -ve limit   +ve limit
-------------------------------------------------------------------------------------------------------
ANCHOR    1   144.57     -1.60846E-03  2.55354E-03   0.0000       1458.7       0.0000       0.0000     ELASTIC  ORIGINAL
YOUNG MODULUS

ITER     0 RNORM = 19.01     RMNORM= 0.000
           RINORM=0.1140E+07 RIMNOR=0.1782E+08
           RENORM= 4046.     REMNOR=0.1189E-17 RATIO =0.5958E-01 TOLER =0.1000E-03  NOT CONVERGED
           RFMAX = 143.1     RMMAX = 537.8
           RTSMAL=0.1000E-02 RMSMAL=0.1000E-02
           RDT   =0.1140E+07 RDR   =0.1782E+08
           RATIOT=0.5958E-01 RATIOR= 0.000
           MAX UN= 9.276     IEQ=    86 NODE     18 DOF   1  Y-DISPL.F
           MIN UN=-.1334E-03 IEQ=   393 NODE     79 DOF   3  Y-DISPL.S
           NO. OF CONTACT CONSTRAINT VIOLATIONS     0


ITER     2 RNORM = 19.01     RMNORM= 0.000
           RINORM=0.1140E+07 RIMNOR=0.1782E+08
           RENORM= 475.6     REMNOR=0.6055E-17 RATIO =0.2043E-01 TOLER =0.1000E-03  NOT CONVERGED
           RFMAX = 143.1     RMMAX = 537.8
           RTSMAL=0.1000E-02 RMSMAL=0.1000E-02
           RDT   =0.1140E+07 RDR   =0.1782E+08
           RATIOT=0.2043E-01 RATIOR= 0.000
           MAX UN= 6.597     IEQ=   126 NODE     26 DOF   1  Y-DISPL.F
           MIN UN=-.2377E-02 IEQ=     1 NODE      1 DOF   1  Y-DISPL.F
           NO. OF CONTACT CONSTRAINT VIOLATIONS     0


ITER     3 RNORM = 19.01     RMNORM= 0.000
           RINORM=0.1140E+07 RIMNOR=0.1782E+08
           RENORM= 177.5     REMNOR=0.8897E-17 RATIO =0.1248E-01 TOLER =0.1000E-03  NOT CONVERGED
           RFMAX = 143.1     RMMAX = 537.8
           RTSMAL=0.1000E-02 RMSMAL=0.1000E-02
           RDT   =0.1140E+07 RDR   =0.1782E+08
           RATIOT=0.1248E-01 RATIOR= 0.000
           MAX UN= 3.805     IEQ=   256 NODE     52 DOF   1  Y-DISPL.F
           MIN UN=-.2200E-07 IEQ=   231 NODE     47 DOF   1  Y-DISPL.F
           NO. OF CONTACT CONSTRAINT VIOLATIONS     0


ITER     4 RNORM = 19.01     RMNORM= 0.000
           RINORM=0.1140E+07 RIMNOR=0.1782E+08
           RENORM= 325.3     REMNOR=0.1627E-15 RATIO =0.1689E-01 TOLER =0.1000E-03  NOT CONVERGED
           RFMAX = 143.1     RMMAX = 537.8
           RTSMAL=0.1000E-02 RMSMAL=0.1000E-02
           RDT   =0.1140E+07 RDR   =0.1782E+08
           RATIOT=0.1689E-01 RATIOR= 0.000
           MAX UN= 13.27     IEQ=   246 NODE     50 DOF   1  Y-DISPL.F
           MIN UN=-1.567     IEQ=   386 NODE     78 DOF   1  Y-DISPL.F
           NO. OF CONTACT CONSTRAINT VIOLATIONS     0


ITER     5 RNORM = 19.01     RMNORM= 0.000
```

```
  RINORM=0.1140E+07 RIMNOR=0.1782E+08
  RENORM= 2.658     REMNOR=0.4749E-16 RATIO =0.1527E-02 TOLER =0.1000E-03  NOT CONVERGED
  RFMAX = 143.1     RMMAX = 537.8
  RTSMAL=0.1000E-02 RMSMAL=0.1000E-02
  RDT   =0.1140E+07 RDR   =0.1782E+08
  RATIOT=0.1527E-02 RATIOR= 0.000
  MAX UN= 1.616     IEQ=   356 NODE     72 DOF   1  Y-DISPL.F
  MIN UN=-.1930     IEQ=   381 NODE     77 DOF   1  Y-DISPL.F
  NO. OF CONTACT CONSTRAINT VIOLATIONS     0


ITER      6 RNORM = 19.01     RMNORM= 0.000
  RINORM=0.1140E+07 RIMNOR=0.1782E+08
  RENORM=0.2274E-03 REMNOR=0.3022E-16 RATIO =0.1412E-04 TOLER =0.1000E-03      CONVERGED !
  RFMAX = 143.1     RMMAX = 537.8
  RTSMAL=0.1000E-02 RMSMAL=0.1000E-02
  RDT   =0.1140E+07 RDR   =0.1782E+08
  RATIOT=0.1412E-04 RATIOR= 0.000
  MAX UN=0.2505E-04 IEQ=   243 NODE     49 DOF   3  Y-DISPL.S
  MIN UN=-.1508E-01 IEQ=   391 NODE     79 DOF   1  Y-DISPL.F
  NO. OF CONTACT CONSTRAINT VIOLATIONS     0
```

```
+-------------------------------------------------------------------------------------------------------------------------+
|                   PARATIEPLUS(TM)   NLS ENGINE RELEASE  2018.0    FULL VERSION  *Build date:Nov 13, 2017*               |
|                                                                                                                         |
|                                    NewProject.BaseDesignSection_28.SISMICASTR_1243                                      |
|                                   Exe Time : 4 September 2018 18:06:54                                                  |
+-------------------------------------------------------------------------------------------------------------------------+
New Project
SOLUTION REACHED USING     6 ITERATIONS ON   40

P R I N T   O U T   F O R   T I M E   S T E P    6     ( AT TIME   6.000     )

PRINT OUT OF ACTIVE COMPONENTS (FIXED NODES ARE NOT PRINTED OUT)
```

	Y-DISPL.F (02)	X-ROT. F (04)	Y-DISPL.S (08)	X-ROT. S (10)	Y-FORCE (14)	GAP	C-FORCE
1	4.0446169E-02	-1.5102245E-03	4.0446169E-02	-2.3649860E-03	8.8130959E-11	-6.9388939E-18	0.3258022
2	4.0144034E-02	-1.5115668E-03	4.0144034E-02	-2.3653122E-03	-7.6861550E-13	1.3877788E-17	-5.6828299E-03
3	3.9841364E-02	-1.5155861E-03	3.9841364E-02	-2.3662853E-03	-8.4055094E-13	0.000000	-6.2146913E-03
4	3.9537623E-02	-1.5222654E-03	3.9537623E-02	-2.3678932E-03	-9.3981030E-13	-1.3877788E-17	-6.9485746E-03
5	3.9232282E-02	-1.5315823E-03	3.9232282E-02	-2.3701227E-03	-6.0543199E-13	-6.9388939E-18	-4.4763176E-03
6	3.8924816E-02	-1.5435097E-03	3.8924816E-02	-2.3729626E-03	-1.0831175E-12	-6.9388939E-18	-8.0081294E-03
7	3.8614706E-02	-1.5580149E-03	3.8614706E-02	-2.3764002E-03	-1.1594948E-12	6.9388939E-18	-8.5728322E-03
8	3.8301440E-02	-1.5750600E-03	3.8301440E-02	-2.3804189E-03	-1.2456246E-12	-6.9388939E-18	-9.2096410E-03
9	3.7984515E-02	-1.5946016E-03	3.7984515E-02	-2.3850009E-03	-1.3284279E-12	6.9388939E-18	-9.8218552E-03
10	3.7663437E-02	-1.6165906E-03	3.7663437E-02	-2.3901273E-03	-1.4259201E-12	0.000000	-1.0542673E-02
11	3.7337720E-02	-1.6409721E-03	3.7337720E-02	-2.3957775E-03	-1.5028484E-12	0.000000	-1.1111449E-02
12	3.7006892E-02	-1.6676855E-03	3.7006892E-02	-2.4019300E-03	-1.5785181E-12	6.9388939E-18	-1.1670920E-02
13	3.6670494E-02	-1.6966649E-03	3.6670494E-02	-2.4085618E-03	-1.6661454E-12	0.000000	-1.2318801E-02
14	3.6328080E-02	-1.7278393E-03	3.6328080E-02	-2.4156490E-03	-1.7391175E-12	0.000000	-1.2858327E-02
15	3.5979218E-02	-1.7611323E-03	3.5979218E-02	-2.4231664E-03	-1.8115186E-12	0.000000	-1.3393631E-02
16	3.5623491E-02	-1.7964627E-03	3.5623491E-02	-2.4310876E-03	-1.8938749E-12	0.000000	-1.4002435E-02
17	3.5260501E-02	-1.8337445E-03	3.5260501E-02	-2.4393854E-03	-1.9648303E-12	0.000000	-1.4527046E-02
18	3.4889868E-02	-1.8728861E-03	3.4889868E-02	-2.4480309E-03	-2.0624175E-12	6.9388939E-18	-1.5248675E-02
19	3.4511229E-02	-1.9137912E-03	3.4511229E-02	-2.4569946E-03	-2.1275008E-12	-1.3877788E-17	-1.5729875E-02
20	3.4124240E-02	-1.9563587E-03	3.4124240E-02	-2.4662452E-03	-2.1923703E-12	0.000000	-1.6209614E-02
21	3.3728583E-02	-2.0004826E-03	3.3728583E-02	-2.4757509E-03	-2.2570815E-12	6.9388939E-18	-1.6688066E-02
22	3.3323953E-02	-2.0460529E-03	3.3323953E-02	-2.4854788E-03	-2.3291293E-12	0.000000	-1.7220633E-02
23	3.2910073E-02	-2.0929542E-03	3.2910073E-02	-2.4953948E-03	-2.3932426E-12	-6.9388939E-18	-1.7694661E-02
24	3.2486690E-02	-2.1410664E-03	3.2486690E-02	-2.5054640E-03	-2.4572458E-12	0.000000	-1.8167875E-02
25	3.2053574E-02	-2.1902650E-03	3.2053574E-02	-2.5156505E-03	-2.5276969E-12	0.000000	-1.8688761E-02
26	3.1610521E-02	-2.2404206E-03	3.1610521E-02	-2.5259173E-03	-2.3848338E-12	6.9388939E-18	-1.7632648E-02
27	3.1157353E-02	-2.2914075E-03	3.1157353E-02	-2.5362282E-03	-2.4357227E-12	3.4694470E-18	-1.8008903E-02
28	3.0693913E-02	-2.3431050E-03	3.0693913E-02	-2.5465474E-03	-2.4918839E-12	3.4694470E-18	-1.8424001E-02
29	3.0220072E-02	-2.3953877E-03	3.0220072E-02	-2.5568384E-03	-2.5423613E-12	1.0408341E-17	-1.8797212E-02
30	2.9735727E-02	-2.4481259E-03	2.9735727E-02	-2.5670641E-03	-2.5927285E-12	3.4694470E-18	-1.9169607E-02
31	2.9240800E-02	-2.5011861E-03	2.9240800E-02	-2.5771862E-03	-2.6478077E-12	0.000000	-1.9576987E-02
32	2.8735243E-02	-2.5544303E-03	2.8735243E-02	-2.5871661E-03	-2.6978239E-12	0.000000	-1.9946790E-02
33	2.8219028E-02	-2.6077171E-03	2.8219028E-02	-2.5969643E-03	-2.7477705E-12	0.000000	-2.0315926E-02
34	2.7692163E-02	-2.6609003E-03	2.7692163E-02	-2.6065402E-03	-2.8020029E-12	6.9388939E-18	-2.0716899E-02
35	2.7154685E-02	-2.7138298E-03	2.7154685E-02	-2.6158530E-03	-2.8516642E-12	0.000000	-2.1084075E-02
36	2.6606658E-02	-2.7663513E-03	2.6606658E-02	-2.6248607E-03	-2.9011229E-12	3.4694470E-18	-2.1449913E-02
37	2.6048185E-02	-2.8183065E-03	2.6048185E-02	-2.6335206E-03	-2.9549991E-12	0.000000	-2.1848256E-02
38	2.5479387E-02	-2.8695333E-03	2.5479387E-02	-2.6417896E-03	-3.0031769E-12	0.000000	-2.2204299E-02
39	2.4900431E-02	-2.9198650E-03	2.4900431E-02	-2.6496235E-03	-3.0570560E-12	3.4694470E-18	-2.2602660E-02
40	2.4311512E-02	-2.9691311E-03	2.4311512E-02	-2.6569773E-03	-3.0931892E-12	-3.4694470E-18	-2.2869815E-02
41	2.3712861E-02	-3.0171569E-03	2.3712861E-02	-2.6638056E-03	-3.2056371E-12	0.000000	-2.3701210E-02
42	2.3104744E-02	-3.0637636E-03	2.3104744E-02	-2.6700617E-03	-3.0191192E-12	0.000000	-2.2322171E-02
43	2.2487463E-02	-3.1087685E-03	2.2487463E-02	-2.6756996E-03	-3.9520208E-12	-3.4694470E-18	-2.9219675E-02
44	2.1861356E-02	-3.1519847E-03	2.1861356E-02	-2.6806676E-03	-7.1689503E-13	0.000000	-5.3004775E-03
45	2.1226804E-02	-3.1932209E-03	2.1226804E-02	-2.6849311E-03	-1.3024209E-11	0.000000	-9.6296563E-02
46	2.0584216E-02	-3.2322830E-03	2.0584216E-02	-2.6883885E-03	3.2669790E-11	0.000000	0.2415475
47	1.9934049E-02	-3.2689701E-03	1.9934049E-02	-2.6911852E-03	-7.1377421E-11	0.000000	-2.374555
48	1.9606263E-02	-3.2863706E-03	1.9606263E-02	-2.6918321E-03	7.7664221E-11	0.000000	2.583702
49	1.8945667E-02	-3.3191343E-03	1.8945667E-02	0.000000	-3.3883151E-15	-3.4694470E-18	-2.5051859E-05
50	1.8278799E-02	-3.3490522E-03	1.8278799E-02	0.000000	-3.3803370E-15	0.000000	-2.4992872E-05
51	1.7606244E-02	-3.3760046E-03	1.7606244E-02	0.000000	-3.3717857E-15	0.000000	-2.4929647E-05
52	1.6928600E-02	-3.3999139E-03	1.6928600E-02	0.000000	-3.3626511E-15	3.4694470E-18	-2.4862109E-05
53	1.6246483E-02	-3.4207447E-03	1.6246483E-02	0.000000	-3.3529240E-15	0.000000	-2.4790191E-05
54	1.5560507E-02	-3.4385040E-03	1.5560507E-02	0.000000	-3.3425959E-15	1.7347235E-18	-2.4713829E-05
55	1.4871283E-02	-3.4532407E-03	1.4871283E-02	0.000000	-3.3316592E-15	3.4694470E-18	-2.4632968E-05

56	1.4179407E-02	-3.4650461E-03	1.4179407E-02	0.000000	-3.3201071E-15	1.7347235E-18	-2.4547556E-05
57	1.3485451E-02	-3.4740537E-03	1.3485451E-02	0.000000	-3.3079332E-15	-1.7347235E-18	-2.4457547E-05
58	1.2789960E-02	-3.4804391E-03	1.2789960E-02	0.000000	-3.2951323E-15	-1.7347235E-18	-2.4362902E-05
59	1.2093436E-02	-3.4844203E-03	1.2093436E-02	0.000000	-3.2816994E-15	-1.7347235E-18	-2.4263584E-05
60	1.1396335E-02	-3.4862572E-03	1.1396335E-02	0.000000	-3.2676304E-15	0.000000	-2.4159564E-05
61	1.0699056E-02	-3.4862505E-03	1.0699056E-02	0.000000	-3.2529186E-15	0.000000	-2.4050791E-05
62	1.0001937E-02	-3.4847104E-03	1.0001937E-02	0.000000	-3.2375421E-15	1.7347235E-18	-2.3937103E-05
63	9.3052545E-03	-3.4819289E-03	9.3052545E-03	0.000000	-3.2214606E-15	0.000000	-2.3818203E-05
64	8.6092298E-03	-3.4781788E-03	8.6092298E-03	0.000000	-3.2046157E-15	1.7347235E-18	-2.3693658E-05
65	7.9140306E-03	-3.4737146E-03	7.9140306E-03	0.000000	-3.1869306E-15	-1.7347235E-18	-2.3562901E-05
66	7.2197759E-03	-3.4687704E-03	7.2197759E-03	0.000000	-3.1683105E-15	0.000000	-2.3425232E-05
67	6.5265402E-03	-3.4635592E-03	6.5265402E-03	0.000000	-3.1486425E-15	1.7347235E-18	-2.3279815E-05
68	5.8343572E-03	-3.4582734E-03	5.8343572E-03	0.000000	-3.1277959E-15	-8.6736174E-19	-2.3125683E-05
69	5.1432242E-03	-3.4530864E-03	5.1432242E-03	0.000000	-3.1056217E-15	0.000000	-2.2961736E-05
70	4.4531058E-03	-3.4481525E-03	4.4531058E-03	0.000000	-3.0819536E-15	0.000000	-2.2786743E-05
71	3.7639373E-03	-3.4436070E-03	3.7639373E-03	0.000000	-3.0566071E-15	-4.3368087E-19	-2.2599341E-05
72	3.0756293E-03	-3.4395658E-03	3.0756293E-03	0.000000	-3.0293804E-15	0.000000	-2.2398038E-05
73	2.3880709E-03	-3.4361261E-03	2.3880709E-03	0.000000	-3.0001723E-15	4.3368087E-19	-2.2182085E-05
74	1.7011340E-03	-3.4333599E-03	1.7011340E-03	0.000000	-2.9693389E-15	-4.3368087E-19	-2.1954115E-05
75	1.0146801E-03	-3.4312971E-03	1.0146801E-03	0.000000	-2.9371155E-15	-2.1684043E-19	-2.1717497E-05
76	3.2860428E-04	-3.4299122E-03	3.2860428E-04	0.000000	-2.9043473E-15	-4.3368087E-19	-2.1475203E-05
77	-3.5729025E-04	-3.4291232E-03	-3.5729025E-04	0.000000	-2.8713600E-15	2.7105054E-19	-2.1229698E-05
78	-1.0430755E-03	-3.4287914E-03	-1.0430755E-03	0.000000	-2.8381938E-15	2.1684043E-19	-2.0982906E-05
79	-1.7288584E-03	-3.4287189E-03	-1.7288584E-03	0.000000	-5.6099598E-15	1.0842022E-18	-2.0735799E-05

```
+-------------------------------------------------------------------------------------------------------------------------------+
|                   PARATIEPLUS(TM)   NLS ENGINE RELEASE  2018.0    FULL VERSION  *Build date:Nov 13, 2017*                    |
|                                                                                                                               |
|                                    NewProject.BaseDesignSection_28.SISMICASTR_1243                                            |
|                                   Exe Time : 4 September 2018 18:06:54                                                        |
+-------------------------------------------------------------------------------------------------------------------------------+
New Project


S T R E S S   R E S U L T S   F O R   G R O U P   N O.   1

0_L                                                              :
ELEMENT TYPE    5 NO.OF ELEMENTS. IN THIS GROUP   79
C U R R E N T   T I M E   I S      6.0000

 HARDENING 2D SOIL ELEMENT

 ****** TOTAL STRESS FORMULATION *****

  EL *   FORCE     DISPL-Y  VERTICAL-P  HORIZON.-P     MAX-V-P     MAX-H-P           STATE   STIFFNESS Z-LEVEL      PORE
E FACTOR    UFACTOR       Peq           Su_a         Su_p     LAYER
 ------------------------------------------------------------------------------------------------------------------------------
-------------------------------------------------------------------------------------------
   1 D  2.7139E-04 -4.0446E-02  6.3056E-03  2.7139E-03  6.3056E-03  0.6685          ACTIVE   0.000       0.000       0.000
1.000       1.000      2.7139E-03   0.000       0.000     DI1_164_167_L_0
   2 D  0.2789     -4.0144E-02   3.240       1.395       3.240       13.89          ACTIVE   0.000     -0.2000       0.000
1.000       1.000       1.395       0.000       0.000     DI1_164_167_L_0
   3 D  0.5713     -3.9841E-02   6.637       2.856       6.637       28.46          ACTIVE   0.000     -0.4000       0.000
1.000       1.000       2.856       0.000       0.000     DI1_164_167_L_0
   4 D  0.8817     -3.9538E-02   10.24       4.409       10.24       43.92          ACTIVE   0.000     -0.6000       0.000
1.000       1.000       4.409       0.000       0.000     DI1_164_167_L_0
   5 D   1.205     -3.9232E-02   14.00       6.027       14.00       49.54          ACTIVE   0.000     -0.8000       0.000
1.000       1.000       6.027       0.000       0.000     DI1_164_167_L_0
   6 D   1.535     -3.8925E-02   17.83       7.675       17.83       49.02          ACTIVE   0.000      -1.000       0.000
1.000       1.000       7.675       0.000       0.000     DI1_164_167_L_0
   7 D   1.868     -3.8615E-02   21.70       9.338       21.70       50.30          ACTIVE   0.000      -1.200       0.000
1.000       1.000       9.338       0.000       0.000     DI1_164_167_L_0
   8 D   2.218     -3.8301E-02   25.76       11.09       25.76       51.66          ACTIVE   0.000      -1.400       0.000
1.000       1.000       11.09       0.000       0.000     DI1_164_167_L_0
   9 D   2.554     -3.7985E-02   29.67       12.77       29.67       52.96          ACTIVE   0.000      -1.600       0.000
1.000       1.000       12.77       0.000       0.000     DI1_164_167_L_0
  10 D   2.950     -3.7663E-02   34.27       14.75       34.27       54.49          ACTIVE   0.000      -1.800       0.000
1.000       1.000       14.75       0.000       0.000     DI1_164_167_L_0
  11 D   3.263     -3.7338E-02   37.91       16.31       37.91       55.70          ACTIVE   0.000      -2.000       0.000
1.000       1.000       16.31       0.000       0.000     DI1_164_167_L_0
  12 D   3.571     -3.7007E-02   41.48       17.85       41.48       56.89          ACTIVE   0.000      -2.200       0.000
1.000       1.000       17.85       0.000       0.000     DI1_164_167_L_0
  13 D   3.927     -3.6670E-02   45.62       19.63       45.62       58.27          ACTIVE   0.000      -2.400       0.000
1.000       1.000       19.63       0.000       0.000     DI1_164_167_L_0
  14 D   4.223     -3.6328E-02   49.06       21.12       49.06       59.42          ACTIVE   0.000      -2.600       0.000
1.000       1.000       21.12       0.000       0.000     DI1_164_167_L_0
  15 D   4.517     -3.5979E-02   52.48       22.59       52.48       60.56          ACTIVE   0.000      -2.800       0.000
1.000       1.000       22.59       0.000       0.000     DI1_164_167_L_0
  16 D   4.852     -3.5623E-02   56.37       24.26       56.37       61.85          ACTIVE   0.000      -3.000       0.000
1.000       1.000       24.26       0.000       0.000     DI1_164_167_L_0
  17 D   5.140     -3.5261E-02   59.72       25.70       59.72       62.97          ACTIVE   0.000      -3.200       0.000
1.000       1.000       25.70       0.000       0.000     DI1_164_167_L_0
  18 D   5.465     -3.4890E-02   63.49       27.32       63.49       64.22          ACTIVE   0.000      -3.400       0.000
1.000       1.000       27.32       0.000       0.000     DI1_164_167_L_0
  19 D   5.749     -3.4511E-02   66.79       28.75       66.79       65.32          ACTIVE   0.000      -3.600       0.000
1.000       1.000       28.75       0.000       0.000     DI1_164_167_L_0
  20 D   6.033     -3.4124E-02   70.09       30.17       70.09       66.42          ACTIVE   0.000      -3.800       0.000
1.000       1.000       30.17       0.000       0.000     DI1_164_167_L_0
  21 D   6.316     -3.3729E-02   73.38       31.58       73.38       67.51          ACTIVE   0.000      -4.000       0.000
1.000       1.000       31.58       0.000       0.000     DI1_164_167_L_0
  22 D   6.629     -3.3324E-02   77.01       33.15       77.01       68.73          ACTIVE   0.000      -4.200       0.000
1.000       1.000       33.15       0.000       0.000     DI1_164_167_L_0
  23 D   6.910     -3.2910E-02   80.27       34.55       80.27       69.84          ACTIVE   0.000      -4.400       0.000
1.000       1.000       34.55       0.000       0.000     DI1_164_167_L_0
  24 D   7.191     -3.2487E-02   83.53       35.95       83.53       70.95          ACTIVE   0.000      -4.600       0.000
1.000       1.000       35.95       0.000       0.000     DI1_164_167_L_0
```

25 D	7.498	-3.2054E-02	87.10	37.49	87.10	72.16	ACTIVE	0.000	-4.800	0.000
1.000	1.000	37.49	0.000	0.000	DI1_164_167_L_0					
26 D	6.712	-3.1611E-02	90.34	33.56	90.34	68.89	ACTIVE	0.000	-5.000	0.000
1.000	1.000	33.56	0.000	0.000	DI2_165_168_L_0					
27 D	6.961	-3.1157E-02	93.58	34.81	93.58	69.90	ACTIVE	0.000	-5.200	0.000
1.000	1.000	34.81	0.000	0.000	DI2_165_168_L_0					
28 D	7.232	-3.0694E-02	97.10	36.16	97.10	71.00	ACTIVE	0.000	-5.400	0.000
1.000	1.000	36.16	0.000	0.000	DI2_165_168_L_0					
29 D	7.480	-3.0220E-02	100.3	37.40	100.3	72.01	ACTIVE	0.000	-5.600	0.000
1.000	1.000	37.40	0.000	0.000	DI2_165_168_L_0					
30 D	7.729	-2.9736E-02	103.6	38.64	103.6	73.02	ACTIVE	0.000	-5.800	0.000
1.000	1.000	38.64	0.000	0.000	DI2_165_168_L_0					
31 D	7.996	-2.9241E-02	107.0	39.98	107.0	74.10	ACTIVE	0.000	-6.000	0.000
1.000	1.000	39.98	0.000	0.000	DI2_165_168_L_0					
32 D	8.244	-2.8735E-02	110.3	41.22	110.3	75.11	ACTIVE	0.000	-6.200	0.000
1.000	1.000	41.22	0.000	0.000	DI2_165_168_L_0					
33 D	8.492	-2.8219E-02	113.5	42.46	113.5	76.12	ACTIVE	0.000	-6.400	0.000
1.000	1.000	42.46	0.000	0.000	DI2_165_168_L_0					
34 D	8.757	-2.7692E-02	116.9	43.78	116.9	77.20	ACTIVE	0.000	-6.600	0.000
1.000	1.000	43.78	0.000	0.000	DI2_165_168_L_0					
35 D	9.004	-2.7155E-02	120.1	45.02	120.1	78.21	ACTIVE	0.000	-6.800	0.000
1.000	1.000	45.02	0.000	0.000	DI2_165_168_L_0					
36 D	9.252	-2.6607E-02	123.3	46.26	123.3	79.22	ACTIVE	0.000	-7.000	0.000
1.000	1.000	46.26	0.000	0.000	DI2_165_168_L_0					
37 D	9.515	-2.6048E-02	126.8	47.57	126.8	80.29	ACTIVE	0.000	-7.200	0.000
1.000	1.000	47.57	0.000	0.000	DI2_165_168_L_0					
38 D	9.762	-2.5479E-02	130.0	48.81	130.0	81.29	ACTIVE	0.000	-7.400	0.000
1.000	1.000	48.81	0.000	0.000	DI2_165_168_L_0					
39 D	10.01	-2.4900E-02	133.2	50.05	133.2	82.30	ACTIVE	0.000	-7.600	0.000
1.000	1.000	50.05	0.000	0.000	DI2_165_168_L_0					
40 D	10.27	-2.4312E-02	136.6	51.35	136.6	83.37	ACTIVE	0.000	-7.800	0.000
1.000	1.000	51.35	0.000	0.000	DI2_165_168_L_0					
41 D	10.52	-2.3713E-02	139.8	52.59	139.8	84.37	ACTIVE	0.000	-8.000	0.000
1.000	1.000	52.59	0.000	0.000	DI2_165_168_L_0					
42 D	10.76	-2.3105E-02	143.0	53.82	143.0	85.38	ACTIVE	0.000	-8.200	0.000
1.000	1.000	53.82	0.000	0.000	DI2_165_168_L_0					
43 D	11.02	-2.2487E-02	146.4	55.12	146.4	86.44	ACTIVE	0.000	-8.400	0.000
1.000	1.000	55.12	0.000	0.000	DI2_165_168_L_0					
44 D	11.27	-2.1861E-02	149.6	56.36	149.6	87.45	ACTIVE	0.000	-8.600	0.000
1.000	1.000	56.36	0.000	0.000	DI2_165_168_L_0					
45 D	11.52	-2.1227E-02	152.8	57.59	152.8	88.45	ACTIVE	0.000	-8.800	0.000
1.000	1.000	57.59	0.000	0.000	DI2_165_168_L_0					
46 D	11.78	-2.0584E-02	156.2	58.89	156.2	89.51	ACTIVE	0.000	-9.000	0.000
1.000	1.000	58.89	0.000	0.000	DI2_165_168_L_0					
47 D	9.018	-1.9934E-02	159.4	60.12	159.4	90.51	ACTIVE	0.000	-9.200	0.000
1.000	1.000	60.12	0.000	0.000	DI2_165_168_L_0					
48 D	9.115	-1.9606E-02	161.1	60.77	161.1	91.04	ACTIVE	0.000	-9.300	0.000
1.000	1.000	60.77	0.000	0.000	DI2_165_168_L_0					
49 D	12.40	-1.8946E-02	164.3	62.00	164.3	81.97	ACTIVE	0.000	-9.500	0.000
1.000	1.000	62.00	0.000	0.000	DI2_165_168_L_0					
50 D	12.65	-1.8279E-02	167.5	63.23	167.5	83.50	ACTIVE	0.000	-9.700	0.000
1.000	1.000	63.23	0.000	0.000	DI2_165_168_L_0					
51 D	12.90	-1.7606E-02	170.8	64.52	170.8	85.02	ACTIVE	0.000	-9.900	0.000
1.000	1.000	64.52	0.000	0.000	DI2_165_168_L_0					
52 D	13.15	-1.6929E-02	174.0	65.76	174.0	86.55	ACTIVE	0.000	-10.10	0.000
1.000	1.000	65.76	0.000	0.000	DI2_165_168_L_0					
53 D	13.40	-1.6246E-02	177.2	66.99	177.2	88.09	ACTIVE	0.000	-10.30	0.000
1.000	1.000	66.99	0.000	0.000	DI2_165_168_L_0					
54 D	13.66	-1.5561E-02	180.6	68.28	180.6	89.62	ACTIVE	0.000	-10.50	0.000
1.000	1.000	68.28	0.000	0.000	DI2_165_168_L_0					
55 D	13.90	-1.4871E-02	183.8	69.51	183.8	91.15	ACTIVE	0.000	-10.70	0.000
1.000	1.000	69.51	0.000	0.000	DI2_165_168_L_0					
56 D	14.15	-1.4179E-02	187.0	70.74	187.0	92.68	ACTIVE	0.000	-10.90	0.000
1.000	1.000	70.74	0.000	0.000	DI2_165_168_L_0					
57 D	14.41	-1.3485E-02	190.3	72.03	190.3	94.22	ACTIVE	0.000	-11.10	0.000
1.000	1.000	72.03	0.000	0.000	DI2_165_168_L_0					
58 D	14.65	-1.2790E-02	193.5	73.26	193.5	95.76	ACTIVE	0.000	-11.30	0.000
1.000	1.000	73.26	0.000	0.000	DI2_165_168_L_0					
59 D	14.90	-1.2093E-02	196.7	74.49	196.7	97.29	ACTIVE	0.000	-11.50	0.000
1.000	1.000	74.49	0.000	0.000	DI2_165_168_L_0					
60 D	15.15	-1.1396E-02	200.0	75.77	200.0	98.83	ACTIVE	0.000	-11.70	0.000
1.000	1.000	75.77	0.000	0.000	DI2_165_168_L_0					
61 D	15.40	-1.0699E-02	203.2	77.00	203.2	100.4	ACTIVE	0.000	-11.90	0.000
1.000	1.000	77.00	0.000	0.000	DI2_165_168_L_0					

62 D	15.65	-1.0002E-02	206.4	78.24	206.4	101.9	ACTIVE	0.000	-12.10	0.000	
1.000	1.000	78.24	0.000	0.000	DI2_165_168_L_0						
63 D	15.90	-9.3053E-03	209.8	79.51	209.8	103.5	ACTIVE	0.000	-12.30	0.000	
1.000	1.000	79.51	0.000	0.000	DI2_165_168_L_0						
64 D	16.15	-8.6092E-03	213.0	80.75	213.0	105.0	ACTIVE	0.000	-12.50	0.000	
1.000	1.000	80.75	0.000	0.000	DI2_165_168_L_0						
65 D	16.40	-7.9140E-03	216.2	81.98	216.2	106.5	ACTIVE	0.000	-12.70	0.000	
1.000	1.000	81.98	0.000	0.000	DI2_165_168_L_0						
66 D	16.65	-7.2198E-03	219.5	83.26	219.5	108.1	ACTIVE	0.000	-12.90	0.000	
1.000	1.000	83.26	0.000	0.000	DI2_165_168_L_0						
67 D	16.90	-6.5265E-03	222.7	84.49	222.7	109.6	ACTIVE	0.000	-13.10	0.000	
1.000	1.000	84.49	0.000	0.000	DI2_165_168_L_0						
68 D	17.14	-5.8344E-03	225.9	85.72	225.9	111.2	ACTIVE	0.000	-13.30	0.000	
1.000	1.000	85.72	0.000	0.000	DI2_165_168_L_0						
69 D	17.40	-5.1432E-03	229.2	86.99	229.2	112.7	ACTIVE	0.000	-13.50	0.000	
1.000	1.000	86.99	0.000	0.000	DI2_165_168_L_0						
70 D	17.65	-4.4531E-03	232.4	88.23	232.4	114.3	ACTIVE	0.000	-13.70	0.000	
1.000	1.000	88.23	0.000	0.000	DI2_165_168_L_0						
71 D	17.89	-3.7639E-03	235.6	89.46	235.6	115.8	ACTIVE	0.000	-13.90	0.000	
1.000	1.000	89.46	0.000	0.000	DI2_165_168_L_0						
72 D	18.15	-3.0756E-03	238.9	90.73	238.9	117.4	ACTIVE	0.000	-14.10	0.000	
1.000	1.000	90.73	0.000	0.000	DI2_165_168_L_0						
73 D	18.39	-2.3881E-03	242.1	91.96	242.1	118.9	ACTIVE	0.000	-14.30	0.000	
1.000	1.000	91.96	0.000	0.000	DI2_165_168_L_0						
74 D	20.06	-1.7011E-03	245.3	100.3	245.3	120.5	UL-RL	1.9392E+04	-14.50	0.000	
1.000	1.000	100.3	0.000	0.000	DI2_165_168_L_0						
75 D	21.87	-1.0147E-03	248.6	109.4	248.6	122.0	UL-RL	1.9392E+04	-14.70	0.000	
1.000	1.000	109.4	0.000	0.000	DI2_165_168_L_0						
76 D	23.67	-3.2860E-04	251.8	118.4	251.8	123.6	UL-RL	1.9392E+04	-14.90	0.000	
1.000	1.000	118.4	0.000	0.000	DI2_165_168_L_0						
77 D	25.53	3.5729E-04	255.0	127.6	255.0	130.6	UL-RL	1.9392E+04	-15.10	0.000	
1.000	1.000	127.6	0.000	0.000	DI2_165_168_L_0						
78 D	27.63	1.0431E-03	258.3	138.1	258.3	139.7	UL-RL	1.9392E+04	-15.30	0.000	
1.000	1.000	138.1	0.000	0.000	DI2_165_168_L_0						
79 D	14.85	1.7289E-03	261.5	148.5	261.5	149.0	UL-RL	1.9392E+04	-15.50	0.000	
1.000	1.000	148.5	0.000	0.000	DI2_165_168_L_0						

```
+-----------------------------------------------------------------------------------------------------------------------+
|                  PARATIEPLUS(TM)   NLS ENGINE RELEASE  2018.0    FULL VERSION  *Build date:Nov 13, 2017*              |
|                                                                                                                       |
|                                   NewProject.BaseDesignSection_28.SISMICASTR_1243                                     |
|                                  Exe Time : 4 September 2018 18:06:54                                                 |
+-----------------------------------------------------------------------------------------------------------------------+
New Project


S T R E S S   R E S U L T S   F O R   G R O U P   N O.   2

0_R                                                          :
ELEMENT TYPE    5 NO.OF ELEMENTS. IN THIS GROUP   79
C U R R E N T   T I M E   I S     6.0000

 HARDENING 2D SOIL ELEMENT

 ****** TOTAL STRESS FORMULATION *****

 EL *   FORCE     DISPL-Y  VERTICAL-P  HORIZON.-P     MAX-V-P     MAX-H-P          STATE   STIFFNESS Z-LEVEL      PORE
E FACTOR    UFACTOR       Peq          Su_a        Su_p     LAYER
 ---------------------------------------------------------------------------------------------------------------------
-----------------------------------------------------------------------------------------------
   1     0.000         --          --          --          --          --          REMOVED     --        0.000       0.000
1.000       1.000       0.000       0.000       0.000     not available
   2     0.000         --          --          --          --          --          REMOVED     --      -0.2000       0.000
1.000       1.000       0.000       0.000       0.000     not available
   3     0.000         --          --          --          --          --          REMOVED     --      -0.4000       0.000
1.000       1.000       0.000       0.000       0.000     not available
   4     0.000         --          --          --          --          --          REMOVED     --      -0.6000       0.000
1.000       1.000       0.000       0.000       0.000     not available
   5     0.000         --          --          --          --          --          REMOVED     --      -0.8000       0.000
1.000       1.000       0.000       0.000       0.000     not available
   6     0.000         --          --          --          --          --          REMOVED     --       -1.000       0.000
1.000       1.000       0.000       0.000       0.000     not available
   7     0.000         --          --          --          --          --          REMOVED     --       -1.200       0.000
1.000       1.000       0.000       0.000       0.000     not available
   8     0.000         --          --          --          --          --          REMOVED     --       -1.400       0.000
1.000       1.000       0.000       0.000       0.000     not available
   9     0.000         --          --          --          --          --          REMOVED     --       -1.600       0.000
1.000       1.000       0.000       0.000       0.000     not available
  10     0.000         --          --          --          --          --          REMOVED     --       -1.800       0.000
1.000       1.000       0.000       0.000       0.000     not available
  11     0.000         --          --          --          --          --          REMOVED     --       -2.000       0.000
1.000       1.000       0.000       0.000       0.000     not available
  12     0.000         --          --          --          --          --          REMOVED     --       -2.200       0.000
1.000       1.000       0.000       0.000       0.000     not available
  13     0.000         --          --          --          --          --          REMOVED     --       -2.400       0.000
1.000       1.000       0.000       0.000       0.000     not available
  14     0.000         --          --          --          --          --          REMOVED     --       -2.600       0.000
1.000       1.000       0.000       0.000       0.000     not available
  15     0.000         --          --          --          --          --          REMOVED     --       -2.800       0.000
1.000       1.000       0.000       0.000       0.000     not available
  16     0.000         --          --          --          --          --          REMOVED     --       -3.000       0.000
1.000       1.000       0.000       0.000       0.000     not available
  17     0.000         --          --          --          --          --          REMOVED     --       -3.200       0.000
1.000       1.000       0.000       0.000       0.000     not available
  18     0.000         --          --          --          --          --          REMOVED     --       -3.400       0.000
1.000       1.000       0.000       0.000       0.000     not available
  19     0.000         --          --          --          --          --          REMOVED     --       -3.600       0.000
1.000       1.000       0.000       0.000       0.000     not available
  20     0.000         --          --          --          --          --          REMOVED     --       -3.800       0.000
1.000       1.000       0.000       0.000       0.000     not available
  21     0.000         --          --          --          --          --          REMOVED     --       -4.000       0.000
1.000       1.000       0.000       0.000       0.000     not available
  22     0.000         --          --          --          --          --          REMOVED     --       -4.200       0.000
1.000       1.000       0.000       0.000       0.000     not available
  23     0.000         --          --          --          --          --          REMOVED     --       -4.400       0.000
1.000       1.000       0.000       0.000       0.000     not available
  24     0.000         --          --          --          --          --          REMOVED     --       -4.600       0.000
1.000       1.000       0.000       0.000       0.000     not available
```

25	0.000	--	--	--	--	--	REMOVED	--	-4.800	0.000	
1.000	1.000	0.000	0.000	0.000	not available						
26	0.000	--	--	--	--	--	REMOVED	--	-5.000	0.000	
1.000	1.000	0.000	0.000	0.000	not available						
27	0.000	--	--	--	--	--	REMOVED	--	-5.200	0.000	
1.000	1.000	0.000	0.000	0.000	not available						
28	0.000	--	--	--	--	--	REMOVED	--	-5.400	0.000	
1.000	1.000	0.000	0.000	0.000	not available						
29	0.000	--	--	--	--	--	REMOVED	--	-5.600	0.000	
1.000	1.000	0.000	0.000	0.000	not available						
30	0.000	--	--	--	--	--	REMOVED	--	-5.800	0.000	
1.000	1.000	0.000	0.000	0.000	not available						
31	0.000	--	--	--	--	--	REMOVED	--	-6.000	0.000	
1.000	1.000	0.000	0.000	0.000	not available						
32	0.000	--	--	--	--	--	REMOVED	--	-6.200	0.000	
1.000	1.000	0.000	0.000	0.000	not available						
33	0.000	--	--	--	--	--	REMOVED	--	-6.400	0.000	
1.000	1.000	0.000	0.000	0.000	not available						
34	0.000	--	--	--	--	--	REMOVED	--	-6.600	0.000	
1.000	1.000	0.000	0.000	0.000	not available						
35	0.000	--	--	--	--	--	REMOVED	--	-6.800	0.000	
1.000	1.000	0.000	0.000	0.000	not available						
36	0.000	--	--	--	--	--	REMOVED	--	-7.000	0.000	
1.000	1.000	0.000	0.000	0.000	not available						
37	0.000	--	--	--	--	--	REMOVED	--	-7.200	0.000	
1.000	1.000	0.000	0.000	0.000	not available						
38	0.000	--	--	--	--	--	REMOVED	--	-7.400	0.000	
1.000	1.000	0.000	0.000	0.000	not available						
39	0.000	--	--	--	--	--	REMOVED	--	-7.600	0.000	
1.000	1.000	0.000	0.000	0.000	not available						
40	0.000	--	--	--	--	--	REMOVED	--	-7.800	0.000	
1.000	1.000	0.000	0.000	0.000	not available						
41	0.000	--	--	--	--	--	REMOVED	--	-8.000	0.000	
1.000	1.000	0.000	0.000	0.000	not available						
42	0.000	--	--	--	--	--	REMOVED	--	-8.200	0.000	
1.000	1.000	0.000	0.000	0.000	not available						
43	0.000	--	--	--	--	--	REMOVED	--	-8.400	0.000	
1.000	1.000	0.000	0.000	0.000	not available						
44	0.000	--	--	--	--	--	REMOVED	--	-8.600	0.000	
1.000	1.000	0.000	0.000	0.000	not available						
45	0.000	--	--	--	--	--	REMOVED	--	-8.800	0.000	
1.000	1.000	0.000	0.000	0.000	not available						
46	0.000	--	--	--	--	--	REMOVED	--	-9.000	0.000	
1.000	1.000	0.000	0.000	0.000	not available						
47	0.000	--	--	--	--	--	REMOVED	--	-9.200	0.000	
1.000	1.000	0.000	0.000	0.000	not available						
48 D	0.6531	1.9606E-02	0.000	4.354	0.000	4.354	PASSIVE	0.000	-9.300	0.000	
1.000	1.000	4.354	0.000	0.000	DI2_165_168_L_0						
49 D	3.721	1.8946E-02	3.200	18.61	3.200	18.61	PASSIVE	0.000	-9.500	0.000	
1.000	1.000	18.61	0.000	0.000	DI2_165_168_L_0						
50 D	6.572	1.8279E-02	6.400	32.86	6.400	32.86	PASSIVE	0.000	-9.700	0.000	
1.000	1.000	32.86	0.000	0.000	DI2_165_168_L_0						
51 D	9.422	1.7606E-02	9.600	47.11	158.4	85.30	PASSIVE	0.000	-9.900	0.000	
1.000	1.000	47.11	0.000	0.000	DI2_165_168_L_0						
52 D	12.27	1.6929E-02	12.80	61.37	161.6	86.74	PASSIVE	0.000	-10.10	0.000	
1.000	1.000	61.37	0.000	0.000	DI2_165_168_L_0						
53 D	15.12	1.6246E-02	16.00	75.62	164.8	88.17	PASSIVE	0.000	-10.30	0.000	
1.000	1.000	75.62	0.000	0.000	DI2_165_168_L_0						
54 D	17.97	1.5561E-02	19.20	89.87	168.0	89.87	PASSIVE	0.000	-10.50	0.000	
1.000	1.000	89.87	0.000	0.000	DI2_165_168_L_0						
55 D	20.82	1.4871E-02	22.40	104.1	171.2	104.1	PASSIVE	0.000	-10.70	0.000	
1.000	1.000	104.1	0.000	0.000	DI2_165_168_L_0						
56 D	23.68	1.4179E-02	25.60	118.4	174.4	118.4	PASSIVE	0.000	-10.90	0.000	
1.000	1.000	118.4	0.000	0.000	DI2_165_168_L_0						
57 D	26.53	1.3485E-02	28.80	132.6	177.6	132.6	PASSIVE	0.000	-11.10	0.000	
1.000	1.000	132.6	0.000	0.000	DI2_165_168_L_0						
58 D	29.38	1.2790E-02	32.00	146.9	180.8	146.9	PASSIVE	0.000	-11.30	0.000	
1.000	1.000	146.9	0.000	0.000	DI2_165_168_L_0						
59 D	32.23	1.2093E-02	35.20	161.1	184.0	161.1	PASSIVE	0.000	-11.50	0.000	
1.000	1.000	161.1	0.000	0.000	DI2_165_168_L_0						
60 D	34.85	1.1396E-02	38.40	174.2	187.2	174.2	V-C	8932.	-11.70	0.000	
1.000	1.000	174.2	0.000	0.000	DI2_165_168_L_0						
61 D	33.95	1.0699E-02	41.60	169.8	190.4	169.8	V-C	8932.	-11.90	0.000	
1.000	1.000	169.8	0.000	0.000	DI2_165_168_L_0						

62 D	33.05	1.0002E-02	44.80	165.3	193.6	165.3	V-C	8932.	-12.10	0.000	
1.000	1.000	165.3	0.000	0.000	DI2_165_168_L_0						
63 D	32.15	9.3053E-03	48.00	160.7	196.8	160.7	V-C	8932.	-12.30	0.000	
1.000	1.000	160.7	0.000	0.000	DI2_165_168_L_0						
64 D	31.24	8.6092E-03	51.20	156.2	200.0	156.2	V-C	8932.	-12.50	0.000	
1.000	1.000	156.2	0.000	0.000	DI2_165_168_L_0						
65 D	30.18	7.9140E-03	54.40	150.9	203.2	150.9	V-C	8932.	-12.70	0.000	
1.000	1.000	150.9	0.000	0.000	DI2_165_168_L_0						
66 D	29.10	7.2198E-03	57.60	145.5	206.4	145.5	V-C	8932.	-12.90	0.000	
1.000	1.000	145.5	0.000	0.000	DI2_165_168_L_0						
67 D	28.17	6.5265E-03	60.80	140.8	209.6	140.8	V-C	8932.	-13.10	0.000	
1.000	1.000	140.8	0.000	0.000	DI2_165_168_L_0						
68 D	27.24	5.8344E-03	64.00	136.2	212.8	136.2	V-C	8932.	-13.30	0.000	
1.000	1.000	136.2	0.000	0.000	DI2_165_168_L_0						
69 D	26.31	5.1432E-03	67.20	131.6	216.0	131.6	V-C	8932.	-13.50	0.000	
1.000	1.000	131.6	0.000	0.000	DI2_165_168_L_0						
70 D	25.39	4.4531E-03	70.40	126.9	219.2	126.9	V-C	8932.	-13.70	0.000	
1.000	1.000	126.9	0.000	0.000	DI2_165_168_L_0						
71 D	24.46	3.7639E-03	73.60	122.3	222.4	122.3	V-C	8932.	-13.90	0.000	
1.000	1.000	122.3	0.000	0.000	DI2_165_168_L_0						
72 D	23.53	3.0756E-03	76.80	117.7	225.6	117.7	V-C	8932.	-14.10	0.000	
1.000	1.000	117.7	0.000	0.000	DI2_165_168_L_0						
73 D	21.90	2.3881E-03	80.00	109.5	228.8	118.9	UL-RL	1.4292E+04	-14.30	0.000	
1.000	1.000	109.5	0.000	0.000	DI2_165_168_L_0						
74 D	20.23	1.7011E-03	83.20	101.1	232.0	120.5	UL-RL	1.4292E+04	-14.50	0.000	
1.000	1.000	101.1	0.000	0.000	DI2_165_168_L_0						
75 D	18.56	1.0147E-03	86.40	92.80	235.2	122.0	UL-RL	1.4292E+04	-14.70	0.000	
1.000	1.000	92.80	0.000	0.000	DI2_165_168_L_0						
76 D	16.89	3.2860E-04	89.60	84.45	238.4	123.6	UL-RL	1.4292E+04	-14.90	0.000	
1.000	1.000	84.45	0.000	0.000	DI2_165_168_L_0						
77 D	15.22	-3.5729E-04	92.80	76.09	241.6	125.1	UL-RL	1.4292E+04	-15.10	0.000	
1.000	1.000	76.09	0.000	0.000	DI2_165_168_L_0						
78 D	13.55	-1.0431E-03	96.00	67.73	244.8	126.7	UL-RL	1.4292E+04	-15.30	0.000	
1.000	1.000	67.73	0.000	0.000	DI2_165_168_L_0						
79 D	5.936	-1.7289E-03	99.20	59.36	248.0	128.2	UL-RL	1.4292E+04	-15.50	0.000	
1.000	1.000	59.36	0.000	0.000	DI2_165_168_L_0						

```
+-------------------------------------------------------------------------------------------------------------------------+
|                   PARATIEPLUS(TM)   NLS ENGINE RELEASE  2018.0    FULL VERSION  *Build date:Nov 13, 2017*              |
|                                                                                                                         |
|                                    NewProject.BaseDesignSection_28.SISMICASTR_1243                                      |
|                                   Exe Time : 4 September 2018 18:06:54                                                  |
+-------------------------------------------------------------------------------------------------------------------------+
New Project


S T R E S S   R E S U L T S   F O R   G R O U P   N O.   3

WallElement_33                                                :
ELEMENT TYPE    2 NO.OF ELEMENTS. IN THIS GROUP   78
C U R R E N T   T I M E   I S      6.0000

 WALL2D ELEMENT

   EL      TA          TB          MA          MB
-------------------------------------------------------
    1 -165.40      165.40     8.16316E-10 -33.081
    2 -164.49      164.49      33.081     -65.978
    3 -163.28      163.28      65.978     -98.633
    4 -161.76      161.76      98.633     -130.99
    5 -159.91      159.91      130.99     -162.97
    6 -157.74      157.74      162.97     -194.52
    7 -155.24      155.24      194.52     -225.57
    8 -152.39      152.39      225.57     -256.04
    9 -149.20      149.20      256.04     -285.88
   10 -145.62      145.62      285.88     -315.01
   11 -141.72      141.72      315.01     -343.35
   12 -137.52      137.52      343.35     -370.85
   13 -132.96      132.96      370.85     -397.45
   14 -128.11      128.11      397.45     -423.07
   15 -122.96      122.96      423.07     -447.66
   16 -117.48      117.48      447.66     -471.16
   17 -111.71      111.71      471.16     -493.50
   18 -105.61      105.61      493.50     -514.62
   19 -99.237      99.237      514.62     -534.47
   20 -92.577      92.577      534.47     -552.98
   21 -85.634      85.634      552.98     -570.11
   22 -78.378      78.378      570.11     -585.79
   23 -70.842      70.842      585.79     -599.95
   24 -63.026      63.026      599.95     -612.56
   25 -54.903      54.903      612.56     -623.54
   26 -47.565      47.565      623.54     -633.05
   27 -39.978      39.978      633.05     -641.05
   28 -32.121      32.121      641.05     -647.47
   29 -24.016      24.016      647.47     -652.28
   30 -15.663      15.663      652.28     -655.41
   31 -7.0423      7.0423      655.41     -656.82
   32  1.8255     -1.8255      656.82     -656.45
   33  10.941     -10.941      656.45     -654.26
   34  20.321     -20.321      654.26     -650.20
   35  29.948     -29.948      650.20     -644.21
   36  39.822     -39.822      644.21     -636.25
   37  49.958     -49.958      636.25     -626.25
   38  60.342     -60.342      626.25     -614.19
   39  70.972     -70.972      614.19     -599.99
   40  81.864     -81.864      599.99     -583.62
   41  93.001     -93.001      583.62     -565.02
   42  104.39     -104.39      565.02     -544.14
   43  116.03     -116.03      544.14     -520.94
   44  127.94     -127.94      520.94     -495.35
   45  140.00     -140.00      495.35     -467.35
   46  152.67     -152.67      467.35     -436.81
   47  159.79     -159.79      436.81     -420.83
   48  171.00     -171.00      420.83     -386.64
   49  179.68     -179.68      386.64     -350.70
   50  185.75     -185.75      350.70     -313.55
   51  189.23     -189.23      313.55     -275.70
   52  190.11     -190.11      275.70     -237.68
```

53	188.39	−188.39	237.68	−200.00
54	184.07	−184.07	200.00	−163.19
55	177.15	−177.15	163.19	−127.76
56	167.62	−167.62	127.76	−94.235
57	155.50	−155.50	94.235	−63.136
58	140.77	−140.77	63.136	−34.981
59	123.44	−123.44	34.981	−10.292
60	103.75	−103.75	10.292	10.458
61	85.197	−85.197	−10.458	27.497
62	67.791	−67.791	−27.497	41.056
63	51.547	−51.547	−41.056	51.365
64	36.461	−36.461	−51.365	58.657
65	22.678	−22.678	−58.657	63.193
66	10.232	−10.232	−63.193	65.239
67	−1.0401	1.0401	−65.239	65.031
68	−11.138	11.138	−65.031	62.804
69	−20.053	20.053	−62.804	58.793
70	−27.795	27.795	−58.793	53.234
71	−34.362	34.362	−53.234	46.362
72	−39.748	39.748	−46.362	38.412
73	−43.254	43.254	−38.412	29.761
74	−43.421	43.421	−29.761	21.077
75	−40.109	40.109	−21.077	13.055
76	−33.327	33.327	−13.055	6.3900
77	−23.015	23.015	−6.3900	1.7869
78	−8.9342	8.9342	−1.7869	−2.12175E−12

```
+-------------------------------------------------------------------------------------------------------------------------+
|                   PARATIEPLUS(TM)   NLS ENGINE RELEASE  2018.0    FULL VERSION  *Build date:Nov 13, 2017*              |
|                                                                                                                         |
|                                    NewProject.BaseDesignSection_28.SISMICASTR_1243                                      |
|                                   Exe Time : 4 September 2018 18:06:54                                                  |
+-------------------------------------------------------------------------------------------------------------------------+
New Project


S T R E S S   R E S U L T S   F O R   G R O U P   N O.   4

WallElement_New_76649                                          :
ELEMENT TYPE    2 NO.OF ELEMENTS. IN THIS GROUP   47
C U R R E N T   T I M E   I S     6.0000

 WALL2D ELEMENT

   EL      TA          TB          MA          MB
-----------------------------------------------------
    1-0.32580     0.32580     6.54159E-12-6.51604E-02
    2-0.32012     0.32012     6.51604E-02-0.12918
    3-0.31390     0.31390     0.12918    -0.19197
    4-0.30696     0.30696     0.19197    -0.25336
    5-0.30248     0.30248     0.25336    -0.31385
    6-0.29447     0.29447     0.31385    -0.37275
    7-0.28590     0.28590     0.37275    -0.42993
    8-0.27669     0.27669     0.42993    -0.48526
    9-0.26687     0.26687     0.48526    -0.53864
   10-0.25632     0.25632     0.53864    -0.58990
   11-0.24521     0.24521     0.58990    -0.63895
   12-0.23354     0.23354     0.63895    -0.68565
   13-0.22122     0.22122     0.68565    -0.72990
   14-0.20837     0.20837     0.72990    -0.77157
   15-0.19497     0.19497     0.77157    -0.81057
   16-0.18097     0.18097     0.81057    -0.84676
   17-0.16644     0.16644     0.84676    -0.88005
   18-0.15119     0.15119     0.88005    -0.91029
   19-0.13546     0.13546     0.91029    -0.93738
   20-0.11925     0.11925     0.93738    -0.96123
   21-0.10257     0.10257     0.96123    -0.98174
   22-8.53452E-02 8.53452E-02 0.98174    -0.99881
   23-6.76505E-02 6.76505E-02 0.99881     -1.0123
   24-4.94827E-02 4.94827E-02  1.0123     -1.0222
   25-3.07939E-02 3.07939E-02  1.0222     -1.0284
   26-1.31612E-02 1.31612E-02  1.0284     -1.0310
   27 4.84765E-03-4.84765E-03  1.0310     -1.0301
   28 2.32717E-02-2.32717E-02  1.0301     -1.0254
   29 4.20689E-02-4.20689E-02  1.0254     -1.0170
   30 6.12385E-02-6.12385E-02  1.0170     -1.0047
   31 8.08155E-02-8.08155E-02  1.0047    -0.98858
   32 0.10076    -0.10076     0.98858    -0.96843
   33 0.12108    -0.12108     0.96843    -0.94421
   34 0.14180    -0.14180     0.94421    -0.91585
   35 0.16288    -0.16288     0.91585    -0.88328
   36 0.18433    -0.18433     0.88328    -0.84641
   37 0.20618    -0.20618     0.84641    -0.80518
   38 0.22838    -0.22838     0.80518    -0.75950
   39 0.25098    -0.25098     0.75950    -0.70930
   40 0.27385    -0.27385     0.70930    -0.65453
   41 0.29756    -0.29756     0.65453    -0.59502
   42 0.31988    -0.31988     0.59502    -0.53105
   43 0.34910    -0.34910     0.53105    -0.46123
   44 0.35440    -0.35440     0.46123    -0.39035
   45 0.45069    -0.45069     0.39035    -0.30021
   46 0.20915    -0.20915     0.30021    -0.25838
   47  2.5837     -2.5837     0.25838     1.08298E-11
```

```
+-------------------------------------------------------------------------------------------------------------------------------+
|                   PARATIEPLUS(TM)   NLS ENGINE RELEASE  2018.0    FULL VERSION  *Build date:Nov 13, 2017*                    |
|                                                                                                                               |
|                                    NewProject.BaseDesignSection_28.SISMICASTR_1243                                            |
|                                   Exe Time : 4 September 2018 18:06:54                                                        |
+-------------------------------------------------------------------------------------------------------------------------------+
New Project


S T R E S S    R E S U L T S    F O R    G R O U P    N O.    5

Tieback_175                                                 :
ELEMENT TYPE    6 NO.OF ELEMENTS. IN THIS GROUP    1
C U R R E N T    T I M E    I S      6.0000

 POST-TENSION 2D-BOUNDARY ELEMENT

         EL    FORCE          d0          EDISPL     pl. eps          K     -ve limit   +ve limit
-------------------------------------------------------------------------------------------------------------
 ANCHOR    1   191.74     -1.60846E-03  3.48886E-02   0.0000       1458.7       0.0000       0.0000     ELASTIC  ORIGINAL
YOUNG MODULUS
```

```
+-------------------------------------------------------------------------------------------------------------------------+
|                   PARATIEPLUS(TM)   NLS ENGINE RELEASE  2018.0    FULL VERSION  *Build date:Nov 13, 2017*              |
|                                                                                                                         |
|                                    NewProject.BaseDesignSection_28.SISMICASTR_1243                                      |
|                                   Exe Time : 4 September 2018 18:06:54                                                  |
+-------------------------------------------------------------------------------------------------------------------------+


     F I N A L    I N C R E M E N T A L    A N A L Y S I S

                    S U M M A R Y

     STEP                                  NO. OF ITERATIONS

        1           CONVERGENCE :YES                       0
        2           CONVERGENCE :YES                       3
        3           CONVERGENCE :YES                       5
        4           CONVERGENCE :YES                       6
        5           CONVERGENCE :YES                       2
        6           CONVERGENCE :YES                       6


 END OF PROCESS FOR PROBLEM
New Project
NONLINEAR SOLUTION CPU TIME ....    0.15 [sec]
DATABASE  CREATION CPU TIME.....    0.53 [sec]
```

Design Assumption : SISMICA GEO - File di Paratie - File di input (.d)

```
* PARATIE ANALYSIS FOR DESIGN SECTION:Base Design Section USING ASSUMPTION: SISMICA GEO
 * Time:martedì 4 settembre 2018 18:06:55
 * 1: Defining general settings
 UNIT  m kN
 TITLE New Project
 DELTA 0.2
 option param itemax 40
 option control hinges 0 0.0001 0.001

 * 2: Defining wall(s)
 WALL LeftWall_32 0 -15.5 0 1

 * 3: Defining surfaces for wall(s)
 SOIL 0_L LeftWall_32 -15.5 0 1 0
 SOIL 0_R LeftWall_32 -15.5 0 2 180

 * 4: Defining soil layers
 *
 * Soil Profile (Rilevato_2_8_L_0)
 *
 LDATA Rilevato_2_8_L_0 3 LeftWall_32
 ATREST 0.5 0.5 1
 WEIGHT 19 10 10
 PERMEABILITY 0.0001
 RESISTANCE 0 38 0 0 0
 YOUNG 1.5E+04 4.5E+04
 ENDL
 *
 * Soil Profile (DI1_164_167_L_0)
 *
 LDATA DI1_164_167_L_0 0 LeftWall_32
 ATREST 0.5 0.5 1
 WEIGHT 16 6 10
 PERMEABILITY 1E-05
 RESISTANCE 0 30 0 0 0
 YOUNG 3E+04 4.8E+04
 ENDL
 *
 * Soil Profile (DI2_165_168_L_0)
 *
 LDATA DI2_165_168_L_0 -5 LeftWall_32
 ATREST 0.5 0.5 1
 WEIGHT 16 6 10
 PERMEABILITY 1E-05
 RESISTANCE 1 33 0 0 0
 YOUNG 6.8E+04 1.088E+05
 ENDL

 * 5: Defining structural materials
 * Steel material: 108 Name=Fe360 E=206000200 kPa
 MATERIAL Fe360_108 2.06E+08
 * Concrete material: 104 Name=C25/30 E=31475800 kPa
 MATERIAL C2530_104 3.148E+07
 * Rebar material: 124 Name=acciaio armonico E=200100000 kPa
 MATERIAL acciaioarmonico_124 2.001E+08
 * Concrete material: 103 Name=C20/25 E=29962000 kPa
 MATERIAL C2025_103 2.996E+07

 * 6: Defining structural elements
 * 6.1: Beams and combined Wall Elements
 BEAM WallElement_33 LeftWall_32 -15.5 0 C2530_104 0.9794 00 00 0
 BEAM WallElement_New_76649 LeftWall_32 -9.3 0 C2025_103 0.2 00 00 0 slave


 * 6.2: Supports
 WIRE Tieback_175 LeftWall_32 0 acciaioarmonico_124 7.29E-06 138.5 30 0 0
```

```
* 6.3: Strips
STRIP LeftWall_32 1 6 1 15 0 20 45
STRIP LeftWall_32 1 6 22 17 2.7 20 45

* 7: Defining Steps
STEP Stage1_31
CHANGE Rilevato_2_8_L_0 U-FRICT=32.01 LeftWall_32
CHANGE Rilevato_2_8_L_0 D-FRICT=32.01 LeftWall_32
CHANGE Rilevato_2_8_L_0 U-KA=0.307 LeftWall_32
CHANGE Rilevato_2_8_L_0 U-KP=4.847 LeftWall_32
CHANGE Rilevato_2_8_L_0 D-KA=0.307 LeftWall_32
CHANGE Rilevato_2_8_L_0 D-KP=4.847 LeftWall_32
CHANGE DI1_164_167_L_0 U-FRICT=24.79 LeftWall_32
CHANGE DI1_164_167_L_0 D-FRICT=24.79 LeftWall_32
CHANGE DI1_164_167_L_0 U-KA=0.409 LeftWall_32
CHANGE DI1_164_167_L_0 U-KP=3.185 LeftWall_32
CHANGE DI1_164_167_L_0 D-KA=0.409 LeftWall_32
CHANGE DI1_164_167_L_0 D-KP=3.185 LeftWall_32
CHANGE DI2_165_168_L_0 U-FRICT=27.45 LeftWall_32
CHANGE DI2_165_168_L_0 D-FRICT=27.45 LeftWall_32
CHANGE DI2_165_168_L_0 U-KA=0.369 LeftWall_32
CHANGE DI2_165_168_L_0 U-KP=4.126 LeftWall_32
CHANGE DI2_165_168_L_0 D-KA=0.369 LeftWall_32
CHANGE DI2_165_168_L_0 D-KP=3.695 LeftWall_32
CHANGE Rilevato_2_8_L_0 U-COHE=0 LeftWall_32
CHANGE Rilevato_2_8_L_0 U-ADHES=0 LeftWall_32
CHANGE Rilevato_2_8_L_0 D-COHE=0 LeftWall_32
CHANGE Rilevato_2_8_L_0 D-ADHES=0 LeftWall_32
CHANGE DI1_164_167_L_0 U-COHE=0 LeftWall_32
CHANGE DI1_164_167_L_0 U-ADHES=0 LeftWall_32
CHANGE DI1_164_167_L_0 D-COHE=0 LeftWall_32
CHANGE DI1_164_167_L_0 D-ADHES=0 LeftWall_32
CHANGE DI2_165_168_L_0 U-COHE=0.8 LeftWall_32
CHANGE DI2_165_168_L_0 U-ADHES=0 LeftWall_32
CHANGE DI2_165_168_L_0 D-COHE=0.8 LeftWall_32
CHANGE DI2_165_168_L_0 D-ADHES=0 LeftWall_32
SETWALL LeftWall_32
GEOM 0 0
WATER -18 0 -15.5 0 0
ADD WallElement_33
ENDSTEP

STEP Stage2_183
SETWALL LeftWall_32
GEOM 0 -1
WATER -18 0 -15.5 0 0
ENDSTEP

STEP Stage3_283
SETWALL LeftWall_32
GEOM 0 -1
WATER -18 0 -15.5 0 0
ADD Tieback_175
ENDSTEP

STEP Stage4_383
SETWALL LeftWall_32
GEOM 0 -9.8
WATER -18 0 -15.5 0 0
ENDSTEP

STEP Stage5_744
SETWALL LeftWall_32
GEOM 0 -9.3
WATER -18 0 -15.5 0 0
ENDSTEP

STEP Stage6_2841
SETWALL LeftWall_32
GEOM 0 -9.3
```

```
WATER -18 0 -15.5 0 0
ADD WallElement_New_76649
ENDSTEP
```

Design Assumption : SISMICA GEO - File di Paratie - File di output (.out)

```
+-------------------------------------------------------------------------------------------------------------------------+
|                   PARATIEPLUS(TM)   NLS ENGINE RELEASE  2018.0    FULL VERSION  *Build date:Nov 13, 2017*               |
|                                                                                                                         |
|                                    NewProject.BaseDesignSection_28.SISMICAGEO_1273                                      |
|                                   Exe Time : 4 September 2018 18:06:55                                                  |
+-------------------------------------------------------------------------------------------------------------------------+

                  ***********************************************************
                  *                                                         *
                  *  PARATIE PLUS Non-Linear Spring Engine                  *
                  *                                                         *
                  *          AN ELASTOPLASTIC FINITE ELEMENT PROGRAM        *
                  *          FOR FLEXIBLE EARTH-RETAINING STRUCTURES        *
                  *                                                         *
                  *          Written by Ce.A.S. s.r.l. (ITALY)              *
                  *          with the scientific supervision of             *
                  *          Roberto Nova - full professor SOIL MECHANICS   *
                  *          at Politecnico di Milano (ITALY)               *
                  *                                                         *
                  ***********************************************************
                  *                                                         *
                  *  RELEASE   2018.0     *Build date:Nov 13, 2017*    *    *
                  *                                                         *
                  *                                                         *
                  *  Ce.A.S.     S.R.L   CENTRO DI ANALISI STRUTTURALE      *
                  *              VIALE   GIUSTINIANO 10                     *
                  *              20129   M I L A N O  (ITALIA)              *
                  *  TEL.        +39 02 2020221                             *
                  *                                                         *
                  *  email       bruno.becci@ceas.it                        *
                  *  Web Page    www.ceas.it     www.paratieplus.com        *
                  ***********************************************************



 JOB : NewProject.BaseDesignSection_28.SISMICAGEO_1273
 STARTING
ACCEPTED   <FILE,GENW                                                       >
ACCEPTED   <FILE,PLOTTER,BINARY                                             >
ACCEPTED   <SOLVE TOTAL_STRESS                                              >
ACCEPTED   <PARAM ITEMAX 40                                                 >
ACCEPTED   <CONTROL HINGES 0 0.0001 0.001                                   >


                  ***********************************************************
                  *                                                         *
                  *  WARNING : PORE PRESSURES ARE AUTOMATICALLY COMPUTED    *
                  *    BY THE PROGRAM.                                      *
                  ***********************************************************

PRELIMINARY OPERATIONS CPU TIME     0.01 [sec]
```

```
+-------------------------------------------------------------------------------------------------------------------------+
|                   PARATIEPLUS(TM)   NLS ENGINE RELEASE  2018.0    FULL VERSION  *Build date:Nov 13, 2017*               |
|                                                                                                                         |
|                                    NewProject.BaseDesignSection_28.SISMICAGEO_1273                                      |
|                                   Exe Time : 4 September 2018 18:06:55                                                  |
+-------------------------------------------------------------------------------------------------------------------------+


INPUT FILE HAS BEEN GENERATED BY WALGEN PROGRAM


New Project


NO. OF NODAL POINTS (NUMNP) ...................   79
NO. OF COORDINATES  (NCOORD)...................    2
NO. OF NODE DOFS    (NDOF).....................    5
NO. OF EQUATIONS    (NEQ)...................... 395
NO. OF CONSTRAINTS CARDS (NVINC)...............    0
NO. OF ELEMENT GROUPS (NEG)....................    5
NO. OF SOLUTION STEPS (NSTE)...................    6
NO. OF ELEMENT SETS ATTACHED TO SLAVE NODES ...    1 ** SLAVE DOFS HAVE BEEN ACTIVATED **
NO. OF RECORD FROM WALGEN .....................  101
NO. OF LONG NAMES (LASTNAME) ..................   25
LENGTH UNIT CHOICE ............................    3 (M   )
FORCE  UNIT CHOICE ............................    3 (KN  )
MAX PORE PRESSURE TABLE LENGTH.................    1
NO. OF ELEMENT GROUPS REQUIRING ADD. SLIP DOF .    0


IDOFA (01) =  2  Y-DISPL.F
IDOFA (02) =  4   X-ROT. F
IDOFA (03) =  8  Y-DISPL.S
IDOFA (04) = 10   X-ROT. S
IDOFA (05) = 14  Y-FORCE

 RELEVANT ITEMS UNITS

 STRESSES                  kPa
 Y-DISPLACEMENTS           m
 ROTATIONS                 RADIANS
 BEAM AND SLAB MOMENTS     kN*m/m
 BEAM SHEAR FORCES         kN/m
 ANCHOR FORCES             kN/m
 AXIAL FORCES IN TRUSSES   kN/m
 AXIAL FORCES SPRINGS      kN/m
 Y-REACTIONS               kN/m
 X-MOMENT REACTIONS        kN*m/m
 ETC.
```

```
+-------------------------------------------------------------------------------------------------------------------------+
|                  PARATIEPLUS(TM)   NLS ENGINE RELEASE  2018.0    FULL VERSION  *Build date:Nov 13, 2017*              |
|                                                                                                                         |
|                                  NewProject.BaseDesignSection_28.SISMICAGEO_1273                                        |
|                                 Exe Time : 4 September 2018 18:06:55                                                    |
+-------------------------------------------------------------------------------------------------------------------------+
                  P R E P R O C E S S O R     D A T A

                  N O.  O F   C O M M A N D S    101

   1 : UNIT  m kN
   2 : TITLE New Project
   3 : DELTA 0.2
   4 : option param itemax 40
   5 : option control hinges 0 0.0001 0.001
   6 : WALL LeftWall_32 0 -15.5 0 1
   7 : SOIL 0_L LeftWall_32 -15.5 0 1 0
   8 : SOIL 0_R LeftWall_32 -15.5 0 2 180
   9 : LDATA Rilevato_2_8_L_0 3 LeftWall_32
  10 : ATREST 0.5 0.5 1
  11 : WEIGHT 19 10 10
  12 : PERMEABILITY 0.0001
  13 : RESISTANCE 0 38 0 0 0
  14 : YOUNG 1.5E+04 4.5E+04
  15 : ENDL
  16 : LDATA DI1_164_167_L_0 0 LeftWall_32
  17 : ATREST 0.5 0.5 1
  18 : WEIGHT 16 6 10
  19 : PERMEABILITY 1E-05
  20 : RESISTANCE 0 30 0 0 0
  21 : YOUNG 3E+04 4.8E+04
  22 : ENDL
  23 : LDATA DI2_165_168_L_0 -5 LeftWall_32
  24 : ATREST 0.5 0.5 1
  25 : WEIGHT 16 6 10
  26 : PERMEABILITY 1E-05
  27 : RESISTANCE 1 33 0 0 0
  28 : YOUNG 6.8E+04 1.088E+05
  29 : ENDL
  30 : MATERIAL Fe360_108 2.06E+08
  31 : MATERIAL C2530_104 3.148E+07
  32 : MATERIAL acciaioarmonico_124 2.001E+08
  33 : MATERIAL C2025_103 2.996E+07
  34 : BEAM WallElement_33 LeftWall_32 -15.5 0 C2530_104 0.9794 00 00 0
  35 : BEAM WallElement_New_76649 LeftWall_32 -9.3 0 C2025_103 0.2 00 00 0 slave
  36 : WIRE Tieback_175 LeftWall_32 0 acciaioarmonico_124 7.29E-06 138.5 30 0 0
  37 : STRIP LeftWall_32 1 6 1 15 0 20 45
  38 : STRIP LeftWall_32 1 6 22 17 2.7 20 45
  39 : STEP Stage1_31
  40 : CHANGE Rilevato_2_8_L_0 U-FRICT=32.01 LeftWall_32
  41 : CHANGE Rilevato_2_8_L_0 D-FRICT=32.01 LeftWall_32
  42 : CHANGE Rilevato_2_8_L_0 U-KA=0.307 LeftWall_32
  43 : CHANGE Rilevato_2_8_L_0 U-KP=4.847 LeftWall_32
  44 : CHANGE Rilevato_2_8_L_0 D-KA=0.307 LeftWall_32
  45 : CHANGE Rilevato_2_8_L_0 D-KP=4.847 LeftWall_32
  46 : CHANGE DI1_164_167_L_0 U-FRICT=24.79 LeftWall_32
  47 : CHANGE DI1_164_167_L_0 D-FRICT=24.79 LeftWall_32
  48 : CHANGE DI1_164_167_L_0 U-KA=0.409 LeftWall_32
  49 : CHANGE DI1_164_167_L_0 U-KP=3.185 LeftWall_32
  50 : CHANGE DI1_164_167_L_0 D-KA=0.409 LeftWall_32
  51 : CHANGE DI1_164_167_L_0 D-KP=3.185 LeftWall_32
  52 : CHANGE DI2_165_168_L_0 U-FRICT=27.45 LeftWall_32
  53 : CHANGE DI2_165_168_L_0 D-FRICT=27.45 LeftWall_32
  54 : CHANGE DI2_165_168_L_0 U-KA=0.369 LeftWall_32
  55 : CHANGE DI2_165_168_L_0 U-KP=4.126 LeftWall_32
  56 : CHANGE DI2_165_168_L_0 D-KA=0.369 LeftWall_32
  57 : CHANGE DI2_165_168_L_0 D-KP=3.695 LeftWall_32
  58 : CHANGE Rilevato_2_8_L_0 U-COHE=0 LeftWall_32
  59 : CHANGE Rilevato_2_8_L_0 U-ADHES=0 LeftWall_32
  60 : CHANGE Rilevato_2_8_L_0 D-COHE=0 LeftWall_32
  61 : CHANGE Rilevato_2_8_L_0 D-ADHES=0 LeftWall_32
```

```
 62 : CHANGE DI1_164_167_L_0 U-COHE=0 LeftWall_32
 63 : CHANGE DI1_164_167_L_0 U-ADHES=0 LeftWall_32
 64 : CHANGE DI1_164_167_L_0 D-COHE=0 LeftWall_32
 65 : CHANGE DI1_164_167_L_0 D-ADHES=0 LeftWall_32
 66 : CHANGE DI2_165_168_L_0 U-COHE=0.8 LeftWall_32
 67 : CHANGE DI2_165_168_L_0 U-ADHES=0 LeftWall_32
 68 : CHANGE DI2_165_168_L_0 D-COHE=0.8 LeftWall_32
 69 : CHANGE DI2_165_168_L_0 D-ADHES=0 LeftWall_32
 70 : SETWALL LeftWall_32
 71 : GEOM 0 0
 72 : WATER -18 0 -15.5 0 0
 73 : ADD WallElement_33
 74 : ENDSTEP
 75 : STEP Stage2_183
 76 : SETWALL LeftWall_32
 77 : GEOM 0 -1
 78 : WATER -18 0 -15.5 0 0
 79 : ENDSTEP
 80 : STEP Stage3_283
 81 : SETWALL LeftWall_32
 82 : GEOM 0 -1
 83 : WATER -18 0 -15.5 0 0
 84 : ADD Tieback_175
 85 : ENDSTEP
 86 : STEP Stage4_383
 87 : SETWALL LeftWall_32
 88 : GEOM 0 -9.8
 89 : WATER -18 0 -15.5 0 0
 90 : ENDSTEP
 91 : STEP Stage5_744
 92 : SETWALL LeftWall_32
 93 : GEOM 0 -9.3
 94 : WATER -18 0 -15.5 0 0
 95 : ENDSTEP
 96 : STEP Stage6_2841
 97 : SETWALL LeftWall_32
 98 : GEOM 0 -9.3
 99 : WATER -18 0 -15.5 0 0
100 : ADD WallElement_New_76649
101 : ENDSTEP
```

```
+-----------------------------------------------------------------------------------------------------------------------+
|                  PARATIEPLUS(TM)   NLS ENGINE RELEASE  2018.0    FULL VERSION  *Build date:Nov 13, 2017*              |
|                                                                                                                       |
|                                   NewProject.BaseDesignSection_28.SISMICAGEO_1273                                     |
|                                  Exe Time : 4 September 2018 18:06:55                                                 |
+-----------------------------------------------------------------------------------------------------------------------+
N O D A L   P O I N T   D A T A
--------------------------------

NODE     Y-COORD     Z-COORD normal cos.

   1  0.0000      0.0000      1.0000
   2  0.0000    -0.20000      1.0000
   3  0.0000    -0.40000      1.0000
   4  0.0000    -0.60000      1.0000
   5  0.0000    -0.80000      1.0000
   6  0.0000     -1.0000      1.0000
   7  0.0000     -1.2000      1.0000
   8  0.0000     -1.4000      1.0000
   9  0.0000     -1.6000      1.0000
  10  0.0000     -1.8000      1.0000
  11  0.0000     -2.0000      1.0000
  12  0.0000     -2.2000      1.0000
  13  0.0000     -2.4000      1.0000
  14  0.0000     -2.6000      1.0000
  15  0.0000     -2.8000      1.0000
  16  0.0000     -3.0000      1.0000
  17  0.0000     -3.2000      1.0000
  18  0.0000     -3.4000      1.0000
  19  0.0000     -3.6000      1.0000
  20  0.0000     -3.8000      1.0000
  21  0.0000     -4.0000      1.0000
  22  0.0000     -4.2000      1.0000
  23  0.0000     -4.4000      1.0000
  24  0.0000     -4.6000      1.0000
  25  0.0000     -4.8000      1.0000
  26  0.0000     -5.0000      1.0000
  27  0.0000     -5.2000      1.0000
  28  0.0000     -5.4000      1.0000
  29  0.0000     -5.6000      1.0000
  30  0.0000     -5.8000      1.0000
  31  0.0000     -6.0000      1.0000
  32  0.0000     -6.2000      1.0000
  33  0.0000     -6.4000      1.0000
  34  0.0000     -6.6000      1.0000
  35  0.0000     -6.8000      1.0000
  36  0.0000     -7.0000      1.0000
  37  0.0000     -7.2000      1.0000
  38  0.0000     -7.4000      1.0000
  39  0.0000     -7.6000      1.0000
  40  0.0000     -7.8000      1.0000
  41  0.0000     -8.0000      1.0000
  42  0.0000     -8.2000      1.0000
  43  0.0000     -8.4000      1.0000
  44  0.0000     -8.6000      1.0000
  45  0.0000     -8.8000      1.0000
  46  0.0000     -9.0000      1.0000
  47  0.0000     -9.2000      1.0000
  48  0.0000     -9.3000      1.0000
  49  0.0000     -9.5000      1.0000
  50  0.0000     -9.7000      1.0000
  51  0.0000     -9.9000      1.0000
  52  0.0000     -10.100      1.0000
  53  0.0000     -10.300      1.0000
  54  0.0000     -10.500      1.0000
  55  0.0000     -10.700      1.0000
  56  0.0000     -10.900      1.0000
  57  0.0000     -11.100      1.0000
  58  0.0000     -11.300      1.0000
  59  0.0000     -11.500      1.0000
  60  0.0000     -11.700      1.0000
```

61	0.0000	-11.900	1.0000
62	0.0000	-12.100	1.0000
63	0.0000	-12.300	1.0000
64	0.0000	-12.500	1.0000
65	0.0000	-12.700	1.0000
66	0.0000	-12.900	1.0000
67	0.0000	-13.100	1.0000
68	0.0000	-13.300	1.0000
69	0.0000	-13.500	1.0000
70	0.0000	-13.700	1.0000
71	0.0000	-13.900	1.0000
72	0.0000	-14.100	1.0000
73	0.0000	-14.300	1.0000
74	0.0000	-14.500	1.0000
75	0.0000	-14.700	1.0000
76	0.0000	-14.900	1.0000
77	0.0000	-15.100	1.0000
78	0.0000	-15.300	1.0000
79	0.0000	-15.500	1.0000

```
+-----------------------------------------------------------------------------------------------------------------------+
|                   PARATIEPLUS(TM)   NLS ENGINE RELEASE  2018.0    FULL VERSION  *Build date:Nov 13, 2017*              |
|                                                                                                                       |
|                                    NewProject.BaseDesignSection_28.SISMICAGEO_1273                                    |
|                                   Exe Time : 4 September 2018 18:06:55                                                |
+-----------------------------------------------------------------------------------------------------------------------+
 ELEMENT GROUP NO.  1

0_L                                                                :
   5  79   0   1   0   0   0   0   0   0   0   0   0   0   0   3   0   0   0   0
....................................
..........2D PLASTIC SOIL ..........
....................................

element group behaviour throughout stage analysis

stage   status
-------------------
    1   active
    2   active
    3   active
    4   active
    5   active
    6   active

 material set no.    1

 prop( 1) angle              0.00000
 prop( 2) layer as foreseen  1.00000


 material set no.    2

 prop( 1) angle              0.00000
 prop( 2) layer as foreseen  2.00000


 material set no.    3

 prop( 1) angle              0.00000
 prop( 2) layer as foreseen  3.00000


 element data

   el    n  mat      area     .....     .....     .....      flag
-----------------------------------------------------------------

    1    1    2   0.1000     0.000     0.000     0.000     1.000
    2    2    2   0.2000     0.000     0.000     0.000     1.000
    3    3    2   0.2000     0.000     0.000     0.000     1.000
    4    4    2   0.2000     0.000     0.000     0.000     1.000
    5    5    2   0.2000     0.000     0.000     0.000     1.000
    6    6    2   0.2000     0.000     0.000     0.000     1.000
    7    7    2   0.2000     0.000     0.000     0.000     1.000
    8    8    2   0.2000     0.000     0.000     0.000     1.000
    9    9    2   0.2000     0.000     0.000     0.000     1.000
   10   10    2   0.2000     0.000     0.000     0.000     1.000
   11   11    2   0.2000     0.000     0.000     0.000     1.000
   12   12    2   0.2000     0.000     0.000     0.000     1.000
   13   13    2   0.2000     0.000     0.000     0.000     1.000
   14   14    2   0.2000     0.000     0.000     0.000     1.000
   15   15    2   0.2000     0.000     0.000     0.000     1.000
   16   16    2   0.2000     0.000     0.000     0.000     1.000
   17   17    2   0.2000     0.000     0.000     0.000     1.000
   18   18    2   0.2000     0.000     0.000     0.000     1.000
   19   19    2   0.2000     0.000     0.000     0.000     1.000
   20   20    2   0.2000     0.000     0.000     0.000     1.000
   21   21    2   0.2000     0.000     0.000     0.000     1.000
   22   22    2   0.2000     0.000     0.000     0.000     1.000
   23   23    2   0.2000     0.000     0.000     0.000     1.000
```

24	24	2	0.2000	0.000	0.000	0.000	1.000
25	25	2	0.2000	0.000	0.000	0.000	1.000
26	26	2	0.2000	0.000	0.000	0.000	1.000
27	27	3	0.2000	0.000	0.000	0.000	1.000
28	28	3	0.2000	0.000	0.000	0.000	1.000
29	29	3	0.2000	0.000	0.000	0.000	1.000
30	30	3	0.2000	0.000	0.000	0.000	1.000
31	31	3	0.2000	0.000	0.000	0.000	1.000
32	32	3	0.2000	0.000	0.000	0.000	1.000
33	33	3	0.2000	0.000	0.000	0.000	1.000
34	34	3	0.2000	0.000	0.000	0.000	1.000
35	35	3	0.2000	0.000	0.000	0.000	1.000
36	36	3	0.2000	0.000	0.000	0.000	1.000
37	37	3	0.2000	0.000	0.000	0.000	1.000
38	38	3	0.2000	0.000	0.000	0.000	1.000
39	39	3	0.2000	0.000	0.000	0.000	1.000
40	40	3	0.2000	0.000	0.000	0.000	1.000
41	41	3	0.2000	0.000	0.000	0.000	1.000
42	42	3	0.2000	0.000	0.000	0.000	1.000
43	43	3	0.2000	0.000	0.000	0.000	1.000
44	44	3	0.2000	0.000	0.000	0.000	1.000
45	45	3	0.2000	0.000	0.000	0.000	1.000
46	46	3	0.2000	0.000	0.000	0.000	1.000
47	47	3	0.1500	0.000	0.000	0.000	1.000
48	48	3	0.1500	0.000	0.000	0.000	1.000
49	49	3	0.2000	0.000	0.000	0.000	1.000
50	50	3	0.2000	0.000	0.000	0.000	1.000
51	51	3	0.2000	0.000	0.000	0.000	1.000
52	52	3	0.2000	0.000	0.000	0.000	1.000
53	53	3	0.2000	0.000	0.000	0.000	1.000
54	54	3	0.2000	0.000	0.000	0.000	1.000
55	55	3	0.2000	0.000	0.000	0.000	1.000
56	56	3	0.2000	0.000	0.000	0.000	1.000
57	57	3	0.2000	0.000	0.000	0.000	1.000
58	58	3	0.2000	0.000	0.000	0.000	1.000
59	59	3	0.2000	0.000	0.000	0.000	1.000
60	60	3	0.2000	0.000	0.000	0.000	1.000
61	61	3	0.2000	0.000	0.000	0.000	1.000
62	62	3	0.2000	0.000	0.000	0.000	1.000
63	63	3	0.2000	0.000	0.000	0.000	1.000
64	64	3	0.2000	0.000	0.000	0.000	1.000
65	65	3	0.2000	0.000	0.000	0.000	1.000
66	66	3	0.2000	0.000	0.000	0.000	1.000
67	67	3	0.2000	0.000	0.000	0.000	1.000
68	68	3	0.2000	0.000	0.000	0.000	1.000
69	69	3	0.2000	0.000	0.000	0.000	1.000
70	70	3	0.2000	0.000	0.000	0.000	1.000
71	71	3	0.2000	0.000	0.000	0.000	1.000
72	72	3	0.2000	0.000	0.000	0.000	1.000
73	73	3	0.2000	0.000	0.000	0.000	1.000
74	74	3	0.2000	0.000	0.000	0.000	1.000
75	75	3	0.2000	0.000	0.000	0.000	1.000
76	76	3	0.2000	0.000	0.000	0.000	1.000
77	77	3	0.2000	0.000	0.000	0.000	1.000
78	78	3	0.2000	0.000	0.000	0.000	1.000
79	79	3	0.1000	0.000	0.000	0.000	1.000

```
+-----------------------------------------------------------------------------------------------------------------------+
|                   PARATIEPLUS(TM)   NLS ENGINE RELEASE  2018.0    FULL VERSION  *Build date:Nov 13, 2017*              |
|                                                                                                                       |
|                                    NewProject.BaseDesignSection_28.SISMICAGEO_1273                                    |
|                                   Exe Time : 4 September 2018 18:06:55                                                |
+-----------------------------------------------------------------------------------------------------------------------+
 ELEMENT GROUP NO.  2

0_R                                                                :
   5  79   0   1   0   0   0   0   0   0   0   0   0   0   0   3   0   0   0   0
....................................
..........2D PLASTIC SOIL ..........
....................................

element group behaviour throughout stage analysis

stage   status
-------------------
    1   active
    2   active
    3   active
    4   active
    5   active
    6   active

 material set no.    1

 prop( 1) angle              180.000
 prop( 2) layer as foreseen  1.00000


 material set no.    2

 prop( 1) angle              180.000
 prop( 2) layer as foreseen  2.00000


 material set no.    3

 prop( 1) angle              180.000
 prop( 2) layer as foreseen  3.00000


 element data

   el    n  mat      area     .....     .....     .....      flag
-----------------------------------------------------------------

    1    1    2   0.1000     0.000     0.000     0.000     2.000
    2    2    2   0.2000     0.000     0.000     0.000     2.000
    3    3    2   0.2000     0.000     0.000     0.000     2.000
    4    4    2   0.2000     0.000     0.000     0.000     2.000
    5    5    2   0.2000     0.000     0.000     0.000     2.000
    6    6    2   0.2000     0.000     0.000     0.000     2.000
    7    7    2   0.2000     0.000     0.000     0.000     2.000
    8    8    2   0.2000     0.000     0.000     0.000     2.000
    9    9    2   0.2000     0.000     0.000     0.000     2.000
   10   10    2   0.2000     0.000     0.000     0.000     2.000
   11   11    2   0.2000     0.000     0.000     0.000     2.000
   12   12    2   0.2000     0.000     0.000     0.000     2.000
   13   13    2   0.2000     0.000     0.000     0.000     2.000
   14   14    2   0.2000     0.000     0.000     0.000     2.000
   15   15    2   0.2000     0.000     0.000     0.000     2.000
   16   16    2   0.2000     0.000     0.000     0.000     2.000
   17   17    2   0.2000     0.000     0.000     0.000     2.000
   18   18    2   0.2000     0.000     0.000     0.000     2.000
   19   19    2   0.2000     0.000     0.000     0.000     2.000
   20   20    2   0.2000     0.000     0.000     0.000     2.000
   21   21    2   0.2000     0.000     0.000     0.000     2.000
   22   22    2   0.2000     0.000     0.000     0.000     2.000
   23   23    2   0.2000     0.000     0.000     0.000     2.000
```

24	24	2	0.2000	0.000	0.000	0.000	2.000
25	25	2	0.2000	0.000	0.000	0.000	2.000
26	26	2	0.2000	0.000	0.000	0.000	2.000
27	27	3	0.2000	0.000	0.000	0.000	2.000
28	28	3	0.2000	0.000	0.000	0.000	2.000
29	29	3	0.2000	0.000	0.000	0.000	2.000
30	30	3	0.2000	0.000	0.000	0.000	2.000
31	31	3	0.2000	0.000	0.000	0.000	2.000
32	32	3	0.2000	0.000	0.000	0.000	2.000
33	33	3	0.2000	0.000	0.000	0.000	2.000
34	34	3	0.2000	0.000	0.000	0.000	2.000
35	35	3	0.2000	0.000	0.000	0.000	2.000
36	36	3	0.2000	0.000	0.000	0.000	2.000
37	37	3	0.2000	0.000	0.000	0.000	2.000
38	38	3	0.2000	0.000	0.000	0.000	2.000
39	39	3	0.2000	0.000	0.000	0.000	2.000
40	40	3	0.2000	0.000	0.000	0.000	2.000
41	41	3	0.2000	0.000	0.000	0.000	2.000
42	42	3	0.2000	0.000	0.000	0.000	2.000
43	43	3	0.2000	0.000	0.000	0.000	2.000
44	44	3	0.2000	0.000	0.000	0.000	2.000
45	45	3	0.2000	0.000	0.000	0.000	2.000
46	46	3	0.2000	0.000	0.000	0.000	2.000
47	47	3	0.1500	0.000	0.000	0.000	2.000
48	48	3	0.1500	0.000	0.000	0.000	2.000
49	49	3	0.2000	0.000	0.000	0.000	2.000
50	50	3	0.2000	0.000	0.000	0.000	2.000
51	51	3	0.2000	0.000	0.000	0.000	2.000
52	52	3	0.2000	0.000	0.000	0.000	2.000
53	53	3	0.2000	0.000	0.000	0.000	2.000
54	54	3	0.2000	0.000	0.000	0.000	2.000
55	55	3	0.2000	0.000	0.000	0.000	2.000
56	56	3	0.2000	0.000	0.000	0.000	2.000
57	57	3	0.2000	0.000	0.000	0.000	2.000
58	58	3	0.2000	0.000	0.000	0.000	2.000
59	59	3	0.2000	0.000	0.000	0.000	2.000
60	60	3	0.2000	0.000	0.000	0.000	2.000
61	61	3	0.2000	0.000	0.000	0.000	2.000
62	62	3	0.2000	0.000	0.000	0.000	2.000
63	63	3	0.2000	0.000	0.000	0.000	2.000
64	64	3	0.2000	0.000	0.000	0.000	2.000
65	65	3	0.2000	0.000	0.000	0.000	2.000
66	66	3	0.2000	0.000	0.000	0.000	2.000
67	67	3	0.2000	0.000	0.000	0.000	2.000
68	68	3	0.2000	0.000	0.000	0.000	2.000
69	69	3	0.2000	0.000	0.000	0.000	2.000
70	70	3	0.2000	0.000	0.000	0.000	2.000
71	71	3	0.2000	0.000	0.000	0.000	2.000
72	72	3	0.2000	0.000	0.000	0.000	2.000
73	73	3	0.2000	0.000	0.000	0.000	2.000
74	74	3	0.2000	0.000	0.000	0.000	2.000
75	75	3	0.2000	0.000	0.000	0.000	2.000
76	76	3	0.2000	0.000	0.000	0.000	2.000
77	77	3	0.2000	0.000	0.000	0.000	2.000
78	78	3	0.2000	0.000	0.000	0.000	2.000
79	79	3	0.1000	0.000	0.000	0.000	2.000

```
+-------------------------------------------------------------------------------------------------------------------------------+
|                   PARATIEPLUS(TM)   NLS ENGINE RELEASE  2018.0    FULL VERSION  *Build date:Nov 13, 2017*                     |
|                                                                                                                               |
|                                    NewProject.BaseDesignSection_28.SISMICAGEO_1273                                            |
|                                   Exe Time : 4 September 2018 18:06:55                                                        |
+-------------------------------------------------------------------------------------------------------------------------------+
 ELEMENT GROUP NO.  3

WallElement_33                                                :
   2  78   0   1   0   0   0   0   0   0   0   0   0   0   0   1   0   0   1   0
.....................................
.........2D WALL ELEMENT...........
.....................................

element group behaviour throughout stage analysis

stage   status
------------------
    1   active
    2   active
    3   active
    4   active
    5   active
    6   active

 material set no.    1

 prop( 1) young modulus      0.314800E+08
 prop( 2) modification  time  0.00000
 prop( 3) new young modulus   0.00000
 prop( 4) poisson ratio       0.00000
 prop( 5) future .............0.294300E-43

 no. of step variable items:     1
 step  inertia multipier
--------------------------
    1   1.000
    2   1.000
    3   1.000
    4   1.000
    5   1.000
    6   1.000

 element data

   el   na   nb  mat      erc1      erc2     thick      by-i      by-j
-------------------------------------------------------------

    1    1    2    1    0.000     0.000    0.9794     0.000     0.000
    2    2    3    1    0.000     0.000    0.9794     0.000     0.000
    3    3    4    1    0.000     0.000    0.9794     0.000     0.000
    4    4    5    1    0.000     0.000    0.9794     0.000     0.000
    5    5    6    1    0.000     0.000    0.9794     0.000     0.000
    6    6    7    1    0.000     0.000    0.9794     0.000     0.000
    7    7    8    1    0.000     0.000    0.9794     0.000     0.000
    8    8    9    1    0.000     0.000    0.9794     0.000     0.000
    9    9   10    1    0.000     0.000    0.9794     0.000     0.000
   10   10   11    1    0.000     0.000    0.9794     0.000     0.000
   11   11   12    1    0.000     0.000    0.9794     0.000     0.000
   12   12   13    1    0.000     0.000    0.9794     0.000     0.000
   13   13   14    1    0.000     0.000    0.9794     0.000     0.000
   14   14   15    1    0.000     0.000    0.9794     0.000     0.000
   15   15   16    1    0.000     0.000    0.9794     0.000     0.000
   16   16   17    1    0.000     0.000    0.9794     0.000     0.000
   17   17   18    1    0.000     0.000    0.9794     0.000     0.000
   18   18   19    1    0.000     0.000    0.9794     0.000     0.000
   19   19   20    1    0.000     0.000    0.9794     0.000     0.000
   20   20   21    1    0.000     0.000    0.9794     0.000     0.000
   21   21   22    1    0.000     0.000    0.9794     0.000     0.000
   22   22   23    1    0.000     0.000    0.9794     0.000     0.000
   23   23   24    1    0.000     0.000    0.9794     0.000     0.000
```

24	24	25	1	0.000	0.000	0.9794	0.000	0.000
25	25	26	1	0.000	0.000	0.9794	0.000	0.000
26	26	27	1	0.000	0.000	0.9794	0.000	0.000
27	27	28	1	0.000	0.000	0.9794	0.000	0.000
28	28	29	1	0.000	0.000	0.9794	0.000	0.000
29	29	30	1	0.000	0.000	0.9794	0.000	0.000
30	30	31	1	0.000	0.000	0.9794	0.000	0.000
31	31	32	1	0.000	0.000	0.9794	0.000	0.000
32	32	33	1	0.000	0.000	0.9794	0.000	0.000
33	33	34	1	0.000	0.000	0.9794	0.000	0.000
34	34	35	1	0.000	0.000	0.9794	0.000	0.000
35	35	36	1	0.000	0.000	0.9794	0.000	0.000
36	36	37	1	0.000	0.000	0.9794	0.000	0.000
37	37	38	1	0.000	0.000	0.9794	0.000	0.000
38	38	39	1	0.000	0.000	0.9794	0.000	0.000
39	39	40	1	0.000	0.000	0.9794	0.000	0.000
40	40	41	1	0.000	0.000	0.9794	0.000	0.000
41	41	42	1	0.000	0.000	0.9794	0.000	0.000
42	42	43	1	0.000	0.000	0.9794	0.000	0.000
43	43	44	1	0.000	0.000	0.9794	0.000	0.000
44	44	45	1	0.000	0.000	0.9794	0.000	0.000
45	45	46	1	0.000	0.000	0.9794	0.000	0.000
46	46	47	1	0.000	0.000	0.9794	0.000	0.000
47	47	48	1	0.000	0.000	0.9794	0.000	0.000
48	48	49	1	0.000	0.000	0.9794	0.000	0.000
49	49	50	1	0.000	0.000	0.9794	0.000	0.000
50	50	51	1	0.000	0.000	0.9794	0.000	0.000
51	51	52	1	0.000	0.000	0.9794	0.000	0.000
52	52	53	1	0.000	0.000	0.9794	0.000	0.000
53	53	54	1	0.000	0.000	0.9794	0.000	0.000
54	54	55	1	0.000	0.000	0.9794	0.000	0.000
55	55	56	1	0.000	0.000	0.9794	0.000	0.000
56	56	57	1	0.000	0.000	0.9794	0.000	0.000
57	57	58	1	0.000	0.000	0.9794	0.000	0.000
58	58	59	1	0.000	0.000	0.9794	0.000	0.000
59	59	60	1	0.000	0.000	0.9794	0.000	0.000
60	60	61	1	0.000	0.000	0.9794	0.000	0.000
61	61	62	1	0.000	0.000	0.9794	0.000	0.000
62	62	63	1	0.000	0.000	0.9794	0.000	0.000
63	63	64	1	0.000	0.000	0.9794	0.000	0.000
64	64	65	1	0.000	0.000	0.9794	0.000	0.000
65	65	66	1	0.000	0.000	0.9794	0.000	0.000
66	66	67	1	0.000	0.000	0.9794	0.000	0.000
67	67	68	1	0.000	0.000	0.9794	0.000	0.000
68	68	69	1	0.000	0.000	0.9794	0.000	0.000
69	69	70	1	0.000	0.000	0.9794	0.000	0.000
70	70	71	1	0.000	0.000	0.9794	0.000	0.000
71	71	72	1	0.000	0.000	0.9794	0.000	0.000
72	72	73	1	0.000	0.000	0.9794	0.000	0.000
73	73	74	1	0.000	0.000	0.9794	0.000	0.000
74	74	75	1	0.000	0.000	0.9794	0.000	0.000
75	75	76	1	0.000	0.000	0.9794	0.000	0.000
76	76	77	1	0.000	0.000	0.9794	0.000	0.000
77	77	78	1	0.000	0.000	0.9794	0.000	0.000
78	78	79	1	0.000	0.000	0.9794	0.000	0.000

```
+-------------------------------------------------------------------------------------------------------------------------------+
|                   PARATIEPLUS(TM)   NLS ENGINE RELEASE  2018.0    FULL VERSION  *Build date:Nov 13, 2017*                     |
|                                                                                                                               |
|                                    NewProject.BaseDesignSection_28.SISMICAGEO_1273                                            |
|                                   Exe Time : 4 September 2018 18:06:55                                                        |
+-------------------------------------------------------------------------------------------------------------------------------+
 ELEMENT GROUP NO.  4

WallElement_New_76649                                          :
   2  47   0   1   0   1   0   0   0   0   0   0   0   0   0   1   0   0   1   0
.....................................
.........2D WALL ELEMENT...........
.....................................
** REMARK: ELEMENTS IN THIS GROUP ARE CONNECTED TO SLAVE D.O.F.s **


element group behaviour throughout stage analysis

stage   status
------------------
    1  inactive
    2  inactive
    3  inactive
    4  inactive
    5  inactive
    6   active

 material set no.    1

 prop( 1) young modulus      0.299600E+08
 prop( 2) modification  time  0.00000
 prop( 3) new young modulus   0.00000
 prop( 4) poisson ratio       0.00000
 prop( 5) future ............ 0.00000

 no. of step variable items:     1
 step  inertia multipier
--------------------------
    1   1.000
    2   1.000
    3   1.000
    4   1.000
    5   1.000
    6   1.000

 element data

   el   na   nb  mat      erc1      erc2     thick      by-i      by-j
-------------------------------------------------------------

    1    1    2    1    0.000     0.000    0.2000     0.000     0.000
    2    2    3    1    0.000     0.000    0.2000     0.000     0.000
    3    3    4    1    0.000     0.000    0.2000     0.000     0.000
    4    4    5    1    0.000     0.000    0.2000     0.000     0.000
    5    5    6    1    0.000     0.000    0.2000     0.000     0.000
    6    6    7    1    0.000     0.000    0.2000     0.000     0.000
    7    7    8    1    0.000     0.000    0.2000     0.000     0.000
    8    8    9    1    0.000     0.000    0.2000     0.000     0.000
    9    9   10    1    0.000     0.000    0.2000     0.000     0.000
   10   10   11    1    0.000     0.000    0.2000     0.000     0.000
   11   11   12    1    0.000     0.000    0.2000     0.000     0.000
   12   12   13    1    0.000     0.000    0.2000     0.000     0.000
   13   13   14    1    0.000     0.000    0.2000     0.000     0.000
   14   14   15    1    0.000     0.000    0.2000     0.000     0.000
   15   15   16    1    0.000     0.000    0.2000     0.000     0.000
   16   16   17    1    0.000     0.000    0.2000     0.000     0.000
   17   17   18    1    0.000     0.000    0.2000     0.000     0.000
   18   18   19    1    0.000     0.000    0.2000     0.000     0.000
   19   19   20    1    0.000     0.000    0.2000     0.000     0.000
   20   20   21    1    0.000     0.000    0.2000     0.000     0.000
   21   21   22    1    0.000     0.000    0.2000     0.000     0.000
```

22	22	23	1	0.000	0.000	0.2000	0.000	0.000
23	23	24	1	0.000	0.000	0.2000	0.000	0.000
24	24	25	1	0.000	0.000	0.2000	0.000	0.000
25	25	26	1	0.000	0.000	0.2000	0.000	0.000
26	26	27	1	0.000	0.000	0.2000	0.000	0.000
27	27	28	1	0.000	0.000	0.2000	0.000	0.000
28	28	29	1	0.000	0.000	0.2000	0.000	0.000
29	29	30	1	0.000	0.000	0.2000	0.000	0.000
30	30	31	1	0.000	0.000	0.2000	0.000	0.000
31	31	32	1	0.000	0.000	0.2000	0.000	0.000
32	32	33	1	0.000	0.000	0.2000	0.000	0.000
33	33	34	1	0.000	0.000	0.2000	0.000	0.000
34	34	35	1	0.000	0.000	0.2000	0.000	0.000
35	35	36	1	0.000	0.000	0.2000	0.000	0.000
36	36	37	1	0.000	0.000	0.2000	0.000	0.000
37	37	38	1	0.000	0.000	0.2000	0.000	0.000
38	38	39	1	0.000	0.000	0.2000	0.000	0.000
39	39	40	1	0.000	0.000	0.2000	0.000	0.000
40	40	41	1	0.000	0.000	0.2000	0.000	0.000
41	41	42	1	0.000	0.000	0.2000	0.000	0.000
42	42	43	1	0.000	0.000	0.2000	0.000	0.000
43	43	44	1	0.000	0.000	0.2000	0.000	0.000
44	44	45	1	0.000	0.000	0.2000	0.000	0.000
45	45	46	1	0.000	0.000	0.2000	0.000	0.000
46	46	47	1	0.000	0.000	0.2000	0.000	0.000
47	47	48	1	0.000	0.000	0.2000	0.000	0.000

```
+-------------------------------------------------------------------------------------------------------------------------------+
|                   PARATIEPLUS(TM)   NLS ENGINE RELEASE  2018.0    FULL VERSION  *Build date:Nov 13, 2017*                    |
|                                                                                                                               |
|                                    NewProject.BaseDesignSection_28.SISMICAGEO_1273                                            |
|                                   Exe Time : 4 September 2018 18:06:55                                                        |
+-------------------------------------------------------------------------------------------------------------------------------+
 ELEMENT GROUP NO.  5

Tieback_175                                                 :
   6   1   0   1   0   0   0   0   0   0   0   0   0   0   0   1   0   0   2   0
.....................................
.........2D POST-TENSION ANCHOR....
.....................................

element group behaviour throughout stage analysis

stage   status
------------------
    1  inactive
    2  inactive
    3   active
    4   active
    5   active
    6   active

 material set no.    1

 prop( 1) angle          30.0000
 prop( 2) young modulus 0.200100E+09
 prop( 3) modification  time  0.00000
 prop( 4) new young modulus   0.00000

 no. of step variable items:     2
 step   -ve lim     +ve lim
------------------------------
    1   0.000       0.000
    2   0.000       0.000
    3   0.000       0.000
    4   0.000       0.000
    5   0.000       0.000
    6   0.000       0.000

 element data

   el    n  mat       a/l     pinit    yieldc    yieldt
-----------------------------------------------------------

    1    1    1   0.7290E-05 138.5     0.000     0.000
```

```
+-------------------------------------------------------------------------------------------------------------------------+
|                   PARATIEPLUS(TM)   NLS ENGINE RELEASE  2018.0    FULL VERSION  *Build date:Nov 13, 2017*              |
|                                                                                                                         |
|                                    NewProject.BaseDesignSection_28.SISMICAGEO_1273                                      |
|                                   Exe Time : 4 September 2018 18:06:55                                                  |
+-------------------------------------------------------------------------------------------------------------------------+


NO. OF NODAL LOADS  (NLOAD) ...................    0
NO. OF LOAD CURVES  (NLCUR) ...................   12
MAXIMUM POINTS/LCURVE (NPTM)...................    5
```

```
+-------------------------------------------------------------------------------------------------------------------------+
|                  PARATIEPLUS(TM)   NLS ENGINE RELEASE  2018.0    FULL VERSION  *Build date:Nov 13, 2017*              |
|                                                                                                                         |
|                                    NewProject.BaseDesignSection_28.SISMICAGEO_1273                                      |
|                                   Exe Time : 4 September 2018 18:06:55                                                  |
+-------------------------------------------------------------------------------------------------------------------------+
L O A D     D A T A


    LOAD FUNCTION NUMBER   =    1
    NUMBER OF TIME POINTS  =    5

    TIME VALUE      FUNCTION

       0.00000    0.0000E+00
       0.80000    0.0000E+00
       1.00000    0.1000E+01
       1.20000    0.0000E+00
       7.00000    0.0000E+00


    LOAD FUNCTION NUMBER   =    2
    NUMBER OF TIME POINTS  =    5

    TIME VALUE      FUNCTION

       0.00000    0.0000E+00
       1.80000    0.0000E+00
       2.00000    0.1000E+01
       2.20000    0.0000E+00
       7.00000    0.0000E+00


    LOAD FUNCTION NUMBER   =    3
    NUMBER OF TIME POINTS  =    5

    TIME VALUE      FUNCTION

       0.00000    0.0000E+00
       2.80000    0.0000E+00
       3.00000    0.1000E+01
       3.20000    0.0000E+00
       7.00000    0.0000E+00


    LOAD FUNCTION NUMBER   =    4
    NUMBER OF TIME POINTS  =    5

    TIME VALUE      FUNCTION

       0.00000    0.0000E+00
       3.80000    0.0000E+00
       4.00000    0.1000E+01
       4.20000    0.0000E+00
       7.00000    0.0000E+00


    LOAD FUNCTION NUMBER   =    5
    NUMBER OF TIME POINTS  =    5

    TIME VALUE      FUNCTION

       0.00000    0.0000E+00
       4.80000    0.0000E+00
       5.00000    0.1000E+01
       5.20000    0.0000E+00
```

```
   7.00000    0.0000E+00


LOAD FUNCTION NUMBER   =    6
NUMBER OF TIME POINTS  =    5

TIME VALUE      FUNCTION

   0.00000    0.0000E+00
   5.80000    0.0000E+00
   6.00000    0.1000E+01
   6.20000    0.0000E+00
   7.00000    0.0000E+00


LOAD FUNCTION NUMBER   =    7
NUMBER OF TIME POINTS  =    4

TIME VALUE      FUNCTION

   0.00000    0.0000E+00
   0.80000    0.0000E+00
   1.00000    0.1000E+01
   7.00000    0.1000E+01


LOAD FUNCTION NUMBER   =    8
NUMBER OF TIME POINTS  =    4

TIME VALUE      FUNCTION

   0.00000    0.0000E+00
   1.80000    0.0000E+00
   2.00000    0.1000E+01
   7.00000    0.1000E+01


LOAD FUNCTION NUMBER   =    9
NUMBER OF TIME POINTS  =    4

TIME VALUE      FUNCTION

   0.00000    0.0000E+00
   2.80000    0.0000E+00
   3.00000    0.1000E+01
   7.00000    0.1000E+01


LOAD FUNCTION NUMBER   =   10
NUMBER OF TIME POINTS  =    4

TIME VALUE      FUNCTION

   0.00000    0.0000E+00
   3.80000    0.0000E+00
   4.00000    0.1000E+01
   7.00000    0.1000E+01


LOAD FUNCTION NUMBER   =   11
NUMBER OF TIME POINTS  =    4

TIME VALUE      FUNCTION

   0.00000    0.0000E+00
   4.80000    0.0000E+00
   5.00000    0.1000E+01
   7.00000    0.1000E+01
```

```
     LOAD FUNCTION NUMBER   =   12
     NUMBER OF TIME POINTS  =    4

     TIME VALUE      FUNCTION

        0.00000    0.0000E+00
        5.80000    0.0000E+00
        6.00000    0.1000E+01
        7.00000    0.1000E+01


 NO. OF DISTRIBUTED LOAD CARDS     0
```

```
+-------------------------------------------------------------------------------------------------------------------------+
|                   PARATIEPLUS(TM)   NLS ENGINE RELEASE  2018.0    FULL VERSION  *Build date:Nov 13, 2017*               |
|                                                                                                                         |
|                                    NewProject.BaseDesignSection_28.SISMICAGEO_1273                                      |
|                                   Exe Time : 4 September 2018 18:06:55                                                  |
+-------------------------------------------------------------------------------------------------------------------------+
L O A D     B A L A N C E

STEP     1 TOTAL APPLIED LOAD IN DIR.  2  Y-DISPL.F       0.0000000
STEP     1 TOTAL APPLIED LOAD IN DIR.  4   X-ROT. F       0.0000000
STEP     1 TOTAL APPLIED LOAD IN DIR.  8  Y-DISPL.S       0.0000000
STEP     1 TOTAL APPLIED LOAD IN DIR. 10   X-ROT. S       0.0000000
STEP     1 TOTAL APPLIED LOAD IN DIR. 14  Y-FORCE         0.0000000

STEP     2 TOTAL APPLIED LOAD IN DIR.  2  Y-DISPL.F       0.0000000
STEP     2 TOTAL APPLIED LOAD IN DIR.  4   X-ROT. F       0.0000000
STEP     2 TOTAL APPLIED LOAD IN DIR.  8  Y-DISPL.S       0.0000000
STEP     2 TOTAL APPLIED LOAD IN DIR. 10   X-ROT. S       0.0000000
STEP     2 TOTAL APPLIED LOAD IN DIR. 14  Y-FORCE         0.0000000

STEP     3 TOTAL APPLIED LOAD IN DIR.  2  Y-DISPL.F       0.0000000
STEP     3 TOTAL APPLIED LOAD IN DIR.  4   X-ROT. F       0.0000000
STEP     3 TOTAL APPLIED LOAD IN DIR.  8  Y-DISPL.S       0.0000000
STEP     3 TOTAL APPLIED LOAD IN DIR. 10   X-ROT. S       0.0000000
STEP     3 TOTAL APPLIED LOAD IN DIR. 14  Y-FORCE         0.0000000

STEP     4 TOTAL APPLIED LOAD IN DIR.  2  Y-DISPL.F       0.0000000
STEP     4 TOTAL APPLIED LOAD IN DIR.  4   X-ROT. F       0.0000000
STEP     4 TOTAL APPLIED LOAD IN DIR.  8  Y-DISPL.S       0.0000000
STEP     4 TOTAL APPLIED LOAD IN DIR. 10   X-ROT. S       0.0000000
STEP     4 TOTAL APPLIED LOAD IN DIR. 14  Y-FORCE         0.0000000

STEP     5 TOTAL APPLIED LOAD IN DIR.  2  Y-DISPL.F       0.0000000
STEP     5 TOTAL APPLIED LOAD IN DIR.  4   X-ROT. F       0.0000000
STEP     5 TOTAL APPLIED LOAD IN DIR.  8  Y-DISPL.S       0.0000000
STEP     5 TOTAL APPLIED LOAD IN DIR. 10   X-ROT. S       0.0000000
STEP     5 TOTAL APPLIED LOAD IN DIR. 14  Y-FORCE         0.0000000

STEP     6 TOTAL APPLIED LOAD IN DIR.  2  Y-DISPL.F       0.0000000
STEP     6 TOTAL APPLIED LOAD IN DIR.  4   X-ROT. F       0.0000000
STEP     6 TOTAL APPLIED LOAD IN DIR.  8  Y-DISPL.S       0.0000000
STEP     6 TOTAL APPLIED LOAD IN DIR. 10   X-ROT. S       0.0000000
STEP     6 TOTAL APPLIED LOAD IN DIR. 14  Y-FORCE         0.0000000


                    LOAD INPUT SECTION COMPLETED
```

```
+-------------------------------------------------------------------------------------------------------------------------+
|                   PARATIEPLUS(TM)   NLS ENGINE RELEASE  2018.0    FULL VERSION  *Build date:Nov 13, 2017*              |
|                                                                                                                         |
|                                    NewProject.BaseDesignSection_28.SISMICAGEO_1273                                      |
|                                   Exe Time : 4 September 2018 18:06:55                                                  |
+-------------------------------------------------------------------------------------------------------------------------+


NO. OF LAYERS ..............................    3
NO. OF DATA PER LAYER.......................  100
```

```
+-------------------------------------------------------------------------------------------------------------------------+
|                   PARATIEPLUS(TM)   NLS ENGINE RELEASE  2018.0    FULL VERSION  *Build date:Nov 13, 2017*               |
|                                                                                                                         |
|                                    NewProject.BaseDesignSection_28.SISMICAGEO_1273                                      |
|                                   Exe Time : 4 September 2018 18:06:55                                                  |
+-------------------------------------------------------------------------------------------------------------------------+

LAYER DESCRIPTORS FOR STEP NO.    1


 NON ZERO LAYER DESCRIPTORS FOR LAYER NO.    1 FOR STEP NO.    1

ITEM NO.   1<NAME    >=  16.000     (BOTH WALLS)
ITEM NO.   2<NATURE  >=  1.0000     (BOTH WALLS)
ITEM NO.   3<LEVEL   >=  3.0000     (BOTH WALLS)
ITEM NO.   4<WALL    >=  1.0000     (BOTH WALLS)
ITEM NO.   5<GAMMAD  >=  19.000     (BOTH WALLS)
ITEM NO.   6<GAMMAB  >=  10.000     (BOTH WALLS)
ITEM NO.   7<GAMMAW  >=  10.000     (BOTH WALLS)
ITEM NO.   9<U-FRICT >=  32.010     WALL NO.        1
ITEM NO.   9<U-FRICT >=  38.000     WALL NO.        2
ITEM NO.  10<U-KA    >= 0.30700     WALL NO.        1
ITEM NO.  11<U-KP    >=  4.8470     WALL NO.        1
ITEM NO.  12<K0-NC   >= 0.50000     (BOTH WALLS)
ITEM NO.  13<NEXP    >= 0.50000     (BOTH WALLS)
ITEM NO.  14<OCR     >=  1.0000     (BOTH WALLS)
ITEM NO.  16<MODEL   >=  1.0000     (BOTH WALLS)
ITEM NO.  17<EVC     >=  15000.     (BOTH WALLS)
ITEM NO.  18<EUR     >=  45000.     (BOTH WALLS)
ITEM NO.  27<U-PERM  >= 0.10000E-03 (BOTH WALLS)
ITEM NO.  52<D-NATURE>=  1.0000     (BOTH WALLS)
ITEM NO.  53<D-LEVEL >=  0.0000     (BOTH WALLS)
ITEM NO.  59<D-FRICT >=  32.010     WALL NO.        1
ITEM NO.  59<D-FRICT >=  38.000     WALL NO.        2
ITEM NO.  60<D-KA    >= 0.30700     WALL NO.        1
ITEM NO.  61<D-KP    >=  4.8470     WALL NO.        1
ITEM NO.  77<D-PERM  >= 0.10000E-03 (BOTH WALLS)

 NON ZERO LAYER DESCRIPTORS FOR LAYER NO.    2 FOR STEP NO.    1

ITEM NO.   1<NAME    >=  17.000     (BOTH WALLS)
ITEM NO.   2<NATURE  >=  1.0000     (BOTH WALLS)
ITEM NO.   3<LEVEL   >=  0.0000     (BOTH WALLS)
ITEM NO.   4<WALL    >=  1.0000     (BOTH WALLS)
ITEM NO.   5<GAMMAD  >=  16.000     (BOTH WALLS)
ITEM NO.   6<GAMMAB  >=  6.0000     (BOTH WALLS)
ITEM NO.   7<GAMMAW  >=  10.000     (BOTH WALLS)
ITEM NO.   9<U-FRICT >=  24.790     WALL NO.        1
ITEM NO.   9<U-FRICT >=  30.000     WALL NO.        2
ITEM NO.  10<U-KA    >= 0.40900     WALL NO.        1
ITEM NO.  11<U-KP    >=  3.1850     WALL NO.        1
ITEM NO.  12<K0-NC   >= 0.50000     (BOTH WALLS)
ITEM NO.  13<NEXP    >= 0.50000     (BOTH WALLS)
ITEM NO.  14<OCR     >=  1.0000     (BOTH WALLS)
ITEM NO.  16<MODEL   >=  1.0000     (BOTH WALLS)
ITEM NO.  17<EVC     >=  30000.     (BOTH WALLS)
ITEM NO.  18<EUR     >=  48000.     (BOTH WALLS)
ITEM NO.  27<U-PERM  >= 0.10000E-04 (BOTH WALLS)
ITEM NO.  52<D-NATURE>=  1.0000     (BOTH WALLS)
ITEM NO.  53<D-LEVEL >=  0.0000     (BOTH WALLS)
ITEM NO.  59<D-FRICT >=  24.790     WALL NO.        1
ITEM NO.  59<D-FRICT >=  30.000     WALL NO.        2
ITEM NO.  60<D-KA    >= 0.40900     WALL NO.        1
ITEM NO.  61<D-KP    >=  3.1850     WALL NO.        1
ITEM NO.  77<D-PERM  >= 0.10000E-04 (BOTH WALLS)

 NON ZERO LAYER DESCRIPTORS FOR LAYER NO.    3 FOR STEP NO.    1

ITEM NO.   1<NAME    >=  18.000     (BOTH WALLS)
ITEM NO.   2<NATURE  >=  1.0000     (BOTH WALLS)
ITEM NO.   3<LEVEL   >= -5.0000     (BOTH WALLS)
```

```
ITEM NO.   4<WALL    >=  1.0000     (BOTH WALLS)
ITEM NO.   5<GAMMAD  >=  16.000     (BOTH WALLS)
ITEM NO.   6<GAMMAB  >=  6.0000     (BOTH WALLS)
ITEM NO.   7<GAMMAW  >=  10.000     (BOTH WALLS)
ITEM NO.   8<U-COHE  >= 0.80000     WALL NO.        1
ITEM NO.   8<U-COHE  >=  1.0000     WALL NO.        2
ITEM NO.   9<U-FRICT >=  27.450     WALL NO.        1
ITEM NO.   9<U-FRICT >=  33.000     WALL NO.        2
ITEM NO.  10<U-KA    >= 0.36900     WALL NO.        1
ITEM NO.  11<U-KP    >=  4.1260     WALL NO.        1
ITEM NO.  12<K0-NC   >= 0.50000     (BOTH WALLS)
ITEM NO.  13<NEXP    >= 0.50000     (BOTH WALLS)
ITEM NO.  14<OCR     >=  1.0000     (BOTH WALLS)
ITEM NO.  16<MODEL   >=  1.0000     (BOTH WALLS)
ITEM NO.  17<EVC     >=  68000.     (BOTH WALLS)
ITEM NO.  18<EUR     >= 0.10880E+06 (BOTH WALLS)
ITEM NO.  27<U-PERM  >= 0.10000E-04 (BOTH WALLS)
ITEM NO.  52<D-NATURE>=  1.0000     (BOTH WALLS)
ITEM NO.  53<D-LEVEL >=  0.0000     (BOTH WALLS)
ITEM NO.  58<D-COHE  >= 0.80000     WALL NO.        1
ITEM NO.  58<D-COHE  >=  1.0000     WALL NO.        2
ITEM NO.  59<D-FRICT >=  27.450     WALL NO.        1
ITEM NO.  59<D-FRICT >=  33.000     WALL NO.        2
ITEM NO.  60<D-KA    >= 0.36900     WALL NO.        1
ITEM NO.  61<D-KP    >=  3.6950     WALL NO.        1
ITEM NO.  77<D-PERM  >= 0.10000E-04 (BOTH WALLS)

LAYER DESCRIPTORS FOR STEP NO.    2


 NON ZERO LAYER DESCRIPTORS FOR LAYER NO.    1 FOR STEP NO.    2

ITEM NO.   1<NAME    >=  16.000     (BOTH WALLS)
ITEM NO.   2<NATURE  >=  1.0000     (BOTH WALLS)
ITEM NO.   3<LEVEL   >=  3.0000     (BOTH WALLS)
ITEM NO.   4<WALL    >=  1.0000     (BOTH WALLS)
ITEM NO.   5<GAMMAD  >=  19.000     (BOTH WALLS)
ITEM NO.   6<GAMMAB  >=  10.000     (BOTH WALLS)
ITEM NO.   7<GAMMAW  >=  10.000     (BOTH WALLS)
ITEM NO.   9<U-FRICT >=  32.010     WALL NO.        1
ITEM NO.   9<U-FRICT >=  38.000     WALL NO.        2
ITEM NO.  10<U-KA    >= 0.30700     WALL NO.        1
ITEM NO.  11<U-KP    >=  4.8470     WALL NO.        1
ITEM NO.  12<K0-NC   >= 0.50000     (BOTH WALLS)
ITEM NO.  13<NEXP    >= 0.50000     (BOTH WALLS)
ITEM NO.  14<OCR     >=  1.0000     (BOTH WALLS)
ITEM NO.  16<MODEL   >=  1.0000     (BOTH WALLS)
ITEM NO.  17<EVC     >=  15000.     (BOTH WALLS)
ITEM NO.  18<EUR     >=  45000.     (BOTH WALLS)
ITEM NO.  27<U-PERM  >= 0.10000E-03 (BOTH WALLS)
ITEM NO.  52<D-NATURE>=  1.0000     (BOTH WALLS)
ITEM NO.  53<D-LEVEL >=  0.0000     (BOTH WALLS)
ITEM NO.  59<D-FRICT >=  32.010     WALL NO.        1
ITEM NO.  59<D-FRICT >=  38.000     WALL NO.        2
ITEM NO.  60<D-KA    >= 0.30700     WALL NO.        1
ITEM NO.  61<D-KP    >=  4.8470     WALL NO.        1
ITEM NO.  77<D-PERM  >= 0.10000E-03 (BOTH WALLS)

 NON ZERO LAYER DESCRIPTORS FOR LAYER NO.    2 FOR STEP NO.    2

ITEM NO.   1<NAME    >=  17.000     (BOTH WALLS)
ITEM NO.   2<NATURE  >=  1.0000     (BOTH WALLS)
ITEM NO.   3<LEVEL   >=  0.0000     (BOTH WALLS)
ITEM NO.   4<WALL    >=  1.0000     (BOTH WALLS)
ITEM NO.   5<GAMMAD  >=  16.000     (BOTH WALLS)
ITEM NO.   6<GAMMAB  >=  6.0000     (BOTH WALLS)
ITEM NO.   7<GAMMAW  >=  10.000     (BOTH WALLS)
ITEM NO.   9<U-FRICT >=  24.790     WALL NO.        1
ITEM NO.   9<U-FRICT >=  30.000     WALL NO.        2
ITEM NO.  10<U-KA    >= 0.40900     WALL NO.        1
ITEM NO.  11<U-KP    >=  3.1850     WALL NO.        1
ITEM NO.  12<K0-NC   >= 0.50000     (BOTH WALLS)
ITEM NO.  13<NEXP    >= 0.50000     (BOTH WALLS)
ITEM NO.  14<OCR     >=  1.0000     (BOTH WALLS)
```

```
ITEM NO.  16<MODEL   >=  1.0000     (BOTH WALLS)
ITEM NO.  17<EVC     >=  30000.     (BOTH WALLS)
ITEM NO.  18<EUR     >=  48000.     (BOTH WALLS)
ITEM NO.  27<U-PERM  >= 0.10000E-04 (BOTH WALLS)
ITEM NO.  52<D-NATURE>=  1.0000     (BOTH WALLS)
ITEM NO.  53<D-LEVEL >=  0.0000     (BOTH WALLS)
ITEM NO.  59<D-FRICT >=  24.790     WALL NO.        1
ITEM NO.  59<D-FRICT >=  30.000     WALL NO.        2
ITEM NO.  60<D-KA    >= 0.40900     WALL NO.        1
ITEM NO.  61<D-KP    >=  3.1850     WALL NO.        1
ITEM NO.  77<D-PERM  >= 0.10000E-04 (BOTH WALLS)

 NON ZERO LAYER DESCRIPTORS FOR LAYER NO.    3 FOR STEP NO.    2

ITEM NO.   1<NAME    >=  18.000     (BOTH WALLS)
ITEM NO.   2<NATURE  >=  1.0000     (BOTH WALLS)
ITEM NO.   3<LEVEL   >= -5.0000     (BOTH WALLS)
ITEM NO.   4<WALL    >=  1.0000     (BOTH WALLS)
ITEM NO.   5<GAMMAD  >=  16.000     (BOTH WALLS)
ITEM NO.   6<GAMMAB  >=  6.0000     (BOTH WALLS)
ITEM NO.   7<GAMMAW  >=  10.000     (BOTH WALLS)
ITEM NO.   8<U-COHE  >= 0.80000     WALL NO.        1
ITEM NO.   8<U-COHE  >=  1.0000     WALL NO.        2
ITEM NO.   9<U-FRICT >=  27.450     WALL NO.        1
ITEM NO.   9<U-FRICT >=  33.000     WALL NO.        2
ITEM NO.  10<U-KA    >= 0.36900     WALL NO.        1
ITEM NO.  11<U-KP    >=  4.1260     WALL NO.        1
ITEM NO.  12<K0-NC   >= 0.50000     (BOTH WALLS)
ITEM NO.  13<NEXP    >= 0.50000     (BOTH WALLS)
ITEM NO.  14<OCR     >=  1.0000     (BOTH WALLS)
ITEM NO.  16<MODEL   >=  1.0000     (BOTH WALLS)
ITEM NO.  17<EVC     >=  68000.     (BOTH WALLS)
ITEM NO.  18<EUR     >= 0.10880E+06 (BOTH WALLS)
ITEM NO.  27<U-PERM  >= 0.10000E-04 (BOTH WALLS)
ITEM NO.  52<D-NATURE>=  1.0000     (BOTH WALLS)
ITEM NO.  53<D-LEVEL >=  0.0000     (BOTH WALLS)
ITEM NO.  58<D-COHE  >= 0.80000     WALL NO.        1
ITEM NO.  58<D-COHE  >=  1.0000     WALL NO.        2
ITEM NO.  59<D-FRICT >=  27.450     WALL NO.        1
ITEM NO.  59<D-FRICT >=  33.000     WALL NO.        2
ITEM NO.  60<D-KA    >= 0.36900     WALL NO.        1
ITEM NO.  61<D-KP    >=  3.6950     WALL NO.        1
ITEM NO.  77<D-PERM  >= 0.10000E-04 (BOTH WALLS)

LAYER DESCRIPTORS FOR STEP NO.    3


 NON ZERO LAYER DESCRIPTORS FOR LAYER NO.    1 FOR STEP NO.    3

ITEM NO.   1<NAME    >=  16.000     (BOTH WALLS)
ITEM NO.   2<NATURE  >=  1.0000     (BOTH WALLS)
ITEM NO.   3<LEVEL   >=  3.0000     (BOTH WALLS)
ITEM NO.   4<WALL    >=  1.0000     (BOTH WALLS)
ITEM NO.   5<GAMMAD  >=  19.000     (BOTH WALLS)
ITEM NO.   6<GAMMAB  >=  10.000     (BOTH WALLS)
ITEM NO.   7<GAMMAW  >=  10.000     (BOTH WALLS)
ITEM NO.   9<U-FRICT >=  32.010     WALL NO.        1
ITEM NO.   9<U-FRICT >=  38.000     WALL NO.        2
ITEM NO.  10<U-KA    >= 0.30700     WALL NO.        1
ITEM NO.  11<U-KP    >=  4.8470     WALL NO.        1
ITEM NO.  12<K0-NC   >= 0.50000     (BOTH WALLS)
ITEM NO.  13<NEXP    >= 0.50000     (BOTH WALLS)
ITEM NO.  14<OCR     >=  1.0000     (BOTH WALLS)
ITEM NO.  16<MODEL   >=  1.0000     (BOTH WALLS)
ITEM NO.  17<EVC     >=  15000.     (BOTH WALLS)
ITEM NO.  18<EUR     >=  45000.     (BOTH WALLS)
ITEM NO.  27<U-PERM  >= 0.10000E-03 (BOTH WALLS)
ITEM NO.  52<D-NATURE>=  1.0000     (BOTH WALLS)
ITEM NO.  53<D-LEVEL >=  0.0000     (BOTH WALLS)
ITEM NO.  59<D-FRICT >=  32.010     WALL NO.        1
ITEM NO.  59<D-FRICT >=  38.000     WALL NO.        2
ITEM NO.  60<D-KA    >= 0.30700     WALL NO.        1
ITEM NO.  61<D-KP    >=  4.8470     WALL NO.        1
ITEM NO.  77<D-PERM  >= 0.10000E-03 (BOTH WALLS)
```

```
 NON ZERO LAYER DESCRIPTORS FOR LAYER NO.    2 FOR STEP NO.    3

ITEM NO.   1<NAME    >=  17.000     (BOTH WALLS)
ITEM NO.   2<NATURE  >=  1.0000     (BOTH WALLS)
ITEM NO.   3<LEVEL   >=  0.0000     (BOTH WALLS)
ITEM NO.   4<WALL    >=  1.0000     (BOTH WALLS)
ITEM NO.   5<GAMMAD  >=  16.000     (BOTH WALLS)
ITEM NO.   6<GAMMAB  >=  6.0000     (BOTH WALLS)
ITEM NO.   7<GAMMAW  >=  10.000     (BOTH WALLS)
ITEM NO.   9<U-FRICT >=  24.790     WALL NO.        1
ITEM NO.   9<U-FRICT >=  30.000     WALL NO.        2
ITEM NO.  10<U-KA    >= 0.40900     WALL NO.        1
ITEM NO.  11<U-KP    >=  3.1850     WALL NO.        1
ITEM NO.  12<K0-NC   >= 0.50000     (BOTH WALLS)
ITEM NO.  13<NEXP    >= 0.50000     (BOTH WALLS)
ITEM NO.  14<OCR     >=  1.0000     (BOTH WALLS)
ITEM NO.  16<MODEL   >=  1.0000     (BOTH WALLS)
ITEM NO.  17<EVC     >=  30000.     (BOTH WALLS)
ITEM NO.  18<EUR     >=  48000.     (BOTH WALLS)
ITEM NO.  27<U-PERM  >= 0.10000E-04 (BOTH WALLS)
ITEM NO.  52<D-NATURE>=  1.0000     (BOTH WALLS)
ITEM NO.  53<D-LEVEL >=  0.0000     (BOTH WALLS)
ITEM NO.  59<D-FRICT >=  24.790     WALL NO.        1
ITEM NO.  59<D-FRICT >=  30.000     WALL NO.        2
ITEM NO.  60<D-KA    >= 0.40900     WALL NO.        1
ITEM NO.  61<D-KP    >=  3.1850     WALL NO.        1
ITEM NO.  77<D-PERM  >= 0.10000E-04 (BOTH WALLS)

 NON ZERO LAYER DESCRIPTORS FOR LAYER NO.    3 FOR STEP NO.    3

ITEM NO.   1<NAME    >=  18.000     (BOTH WALLS)
ITEM NO.   2<NATURE  >=  1.0000     (BOTH WALLS)
ITEM NO.   3<LEVEL   >= -5.0000     (BOTH WALLS)
ITEM NO.   4<WALL    >=  1.0000     (BOTH WALLS)
ITEM NO.   5<GAMMAD  >=  16.000     (BOTH WALLS)
ITEM NO.   6<GAMMAB  >=  6.0000     (BOTH WALLS)
ITEM NO.   7<GAMMAW  >=  10.000     (BOTH WALLS)
ITEM NO.   8<U-COHE  >= 0.80000     WALL NO.        1
ITEM NO.   8<U-COHE  >=  1.0000     WALL NO.        2
ITEM NO.   9<U-FRICT >=  27.450     WALL NO.        1
ITEM NO.   9<U-FRICT >=  33.000     WALL NO.        2
ITEM NO.  10<U-KA    >= 0.36900     WALL NO.        1
ITEM NO.  11<U-KP    >=  4.1260     WALL NO.        1
ITEM NO.  12<K0-NC   >= 0.50000     (BOTH WALLS)
ITEM NO.  13<NEXP    >= 0.50000     (BOTH WALLS)
ITEM NO.  14<OCR     >=  1.0000     (BOTH WALLS)
ITEM NO.  16<MODEL   >=  1.0000     (BOTH WALLS)
ITEM NO.  17<EVC     >=  68000.     (BOTH WALLS)
ITEM NO.  18<EUR     >= 0.10880E+06 (BOTH WALLS)
ITEM NO.  27<U-PERM  >= 0.10000E-04 (BOTH WALLS)
ITEM NO.  52<D-NATURE>=  1.0000     (BOTH WALLS)
ITEM NO.  53<D-LEVEL >=  0.0000     (BOTH WALLS)
ITEM NO.  58<D-COHE  >= 0.80000     WALL NO.        1
ITEM NO.  58<D-COHE  >=  1.0000     WALL NO.        2
ITEM NO.  59<D-FRICT >=  27.450     WALL NO.        1
ITEM NO.  59<D-FRICT >=  33.000     WALL NO.        2
ITEM NO.  60<D-KA    >= 0.36900     WALL NO.        1
ITEM NO.  61<D-KP    >=  3.6950     WALL NO.        1
ITEM NO.  77<D-PERM  >= 0.10000E-04 (BOTH WALLS)

LAYER DESCRIPTORS FOR STEP NO.    4

 NON ZERO LAYER DESCRIPTORS FOR LAYER NO.    1 FOR STEP NO.    4

ITEM NO.   1<NAME    >=  16.000     (BOTH WALLS)
ITEM NO.   2<NATURE  >=  1.0000     (BOTH WALLS)
ITEM NO.   3<LEVEL   >=  3.0000     (BOTH WALLS)
ITEM NO.   4<WALL    >=  1.0000     (BOTH WALLS)
ITEM NO.   5<GAMMAD  >=  19.000     (BOTH WALLS)
ITEM NO.   6<GAMMAB  >=  10.000     (BOTH WALLS)
ITEM NO.   7<GAMMAW  >=  10.000     (BOTH WALLS)
ITEM NO.   9<U-FRICT >=  32.010     WALL NO.        1
```

```
ITEM NO.   9<U-FRICT >=  38.000     WALL NO.        2
ITEM NO.  10<U-KA    >= 0.30700     WALL NO.        1
ITEM NO.  11<U-KP    >=  4.8470     WALL NO.        1
ITEM NO.  12<K0-NC   >= 0.50000     (BOTH WALLS)
ITEM NO.  13<NEXP    >= 0.50000     (BOTH WALLS)
ITEM NO.  14<OCR     >=  1.0000     (BOTH WALLS)
ITEM NO.  16<MODEL   >=  1.0000     (BOTH WALLS)
ITEM NO.  17<EVC     >=  15000.     (BOTH WALLS)
ITEM NO.  18<EUR     >=  45000.     (BOTH WALLS)
ITEM NO.  27<U-PERM  >= 0.10000E-03 (BOTH WALLS)
ITEM NO.  52<D-NATURE>=  1.0000     (BOTH WALLS)
ITEM NO.  53<D-LEVEL >=  0.0000     (BOTH WALLS)
ITEM NO.  59<D-FRICT >=  32.010     WALL NO.        1
ITEM NO.  59<D-FRICT >=  38.000     WALL NO.        2
ITEM NO.  60<D-KA    >= 0.30700     WALL NO.        1
ITEM NO.  61<D-KP    >=  4.8470     WALL NO.        1
ITEM NO.  77<D-PERM  >= 0.10000E-03 (BOTH WALLS)

 NON ZERO LAYER DESCRIPTORS FOR LAYER NO.    2 FOR STEP NO.    4

ITEM NO.   1<NAME    >=  17.000     (BOTH WALLS)
ITEM NO.   2<NATURE  >=  1.0000     (BOTH WALLS)
ITEM NO.   3<LEVEL   >=  0.0000     (BOTH WALLS)
ITEM NO.   4<WALL    >=  1.0000     (BOTH WALLS)
ITEM NO.   5<GAMMAD  >=  16.000     (BOTH WALLS)
ITEM NO.   6<GAMMAB  >=  6.0000     (BOTH WALLS)
ITEM NO.   7<GAMMAW  >=  10.000     (BOTH WALLS)
ITEM NO.   9<U-FRICT >=  24.790     WALL NO.        1
ITEM NO.   9<U-FRICT >=  30.000     WALL NO.        2
ITEM NO.  10<U-KA    >= 0.40900     WALL NO.        1
ITEM NO.  11<U-KP    >=  3.1850     WALL NO.        1
ITEM NO.  12<K0-NC   >= 0.50000     (BOTH WALLS)
ITEM NO.  13<NEXP    >= 0.50000     (BOTH WALLS)
ITEM NO.  14<OCR     >=  1.0000     (BOTH WALLS)
ITEM NO.  16<MODEL   >=  1.0000     (BOTH WALLS)
ITEM NO.  17<EVC     >=  30000.     (BOTH WALLS)
ITEM NO.  18<EUR     >=  48000.     (BOTH WALLS)
ITEM NO.  27<U-PERM  >= 0.10000E-04 (BOTH WALLS)
ITEM NO.  52<D-NATURE>=  1.0000     (BOTH WALLS)
ITEM NO.  53<D-LEVEL >=  0.0000     (BOTH WALLS)
ITEM NO.  59<D-FRICT >=  24.790     WALL NO.        1
ITEM NO.  59<D-FRICT >=  30.000     WALL NO.        2
ITEM NO.  60<D-KA    >= 0.40900     WALL NO.        1
ITEM NO.  61<D-KP    >=  3.1850     WALL NO.        1
ITEM NO.  77<D-PERM  >= 0.10000E-04 (BOTH WALLS)

 NON ZERO LAYER DESCRIPTORS FOR LAYER NO.    3 FOR STEP NO.    4

ITEM NO.   1<NAME    >=  18.000     (BOTH WALLS)
ITEM NO.   2<NATURE  >=  1.0000     (BOTH WALLS)
ITEM NO.   3<LEVEL   >= -5.0000     (BOTH WALLS)
ITEM NO.   4<WALL    >=  1.0000     (BOTH WALLS)
ITEM NO.   5<GAMMAD  >=  16.000     (BOTH WALLS)
ITEM NO.   6<GAMMAB  >=  6.0000     (BOTH WALLS)
ITEM NO.   7<GAMMAW  >=  10.000     (BOTH WALLS)
ITEM NO.   8<U-COHE  >= 0.80000     WALL NO.        1
ITEM NO.   8<U-COHE  >=  1.0000     WALL NO.        2
ITEM NO.   9<U-FRICT >=  27.450     WALL NO.        1
ITEM NO.   9<U-FRICT >=  33.000     WALL NO.        2
ITEM NO.  10<U-KA    >= 0.36900     WALL NO.        1
ITEM NO.  11<U-KP    >=  4.1260     WALL NO.        1
ITEM NO.  12<K0-NC   >= 0.50000     (BOTH WALLS)
ITEM NO.  13<NEXP    >= 0.50000     (BOTH WALLS)
ITEM NO.  14<OCR     >=  1.0000     (BOTH WALLS)
ITEM NO.  16<MODEL   >=  1.0000     (BOTH WALLS)
ITEM NO.  17<EVC     >=  68000.     (BOTH WALLS)
ITEM NO.  18<EUR     >= 0.10880E+06 (BOTH WALLS)
ITEM NO.  27<U-PERM  >= 0.10000E-04 (BOTH WALLS)
ITEM NO.  52<D-NATURE>=  1.0000     (BOTH WALLS)
ITEM NO.  53<D-LEVEL >=  0.0000     (BOTH WALLS)
ITEM NO.  58<D-COHE  >= 0.80000     WALL NO.        1
ITEM NO.  58<D-COHE  >=  1.0000     WALL NO.        2
ITEM NO.  59<D-FRICT >=  27.450     WALL NO.        1
ITEM NO.  59<D-FRICT >=  33.000     WALL NO.        2
```

```
ITEM NO.  60<D-KA    >= 0.36900     WALL NO.        1
ITEM NO.  61<D-KP    >=  3.6950     WALL NO.        1
ITEM NO.  77<D-PERM  >= 0.10000E-04 (BOTH WALLS)

LAYER DESCRIPTORS FOR STEP NO.    5


 NON ZERO LAYER DESCRIPTORS FOR LAYER NO.    1 FOR STEP NO.    5

ITEM NO.   1<NAME    >=  16.000     (BOTH WALLS)
ITEM NO.   2<NATURE  >=  1.0000     (BOTH WALLS)
ITEM NO.   3<LEVEL   >=  3.0000     (BOTH WALLS)
ITEM NO.   4<WALL    >=  1.0000     (BOTH WALLS)
ITEM NO.   5<GAMMAD  >=  19.000     (BOTH WALLS)
ITEM NO.   6<GAMMAB  >=  10.000     (BOTH WALLS)
ITEM NO.   7<GAMMAW  >=  10.000     (BOTH WALLS)
ITEM NO.   9<U-FRICT >=  32.010     WALL NO.        1
ITEM NO.   9<U-FRICT >=  38.000     WALL NO.        2
ITEM NO.  10<U-KA    >= 0.30700     WALL NO.        1
ITEM NO.  11<U-KP    >=  4.8470     WALL NO.        1
ITEM NO.  12<K0-NC   >= 0.50000     (BOTH WALLS)
ITEM NO.  13<NEXP    >= 0.50000     (BOTH WALLS)
ITEM NO.  14<OCR     >=  1.0000     (BOTH WALLS)
ITEM NO.  16<MODEL   >=  1.0000     (BOTH WALLS)
ITEM NO.  17<EVC     >=  15000.     (BOTH WALLS)
ITEM NO.  18<EUR     >=  45000.     (BOTH WALLS)
ITEM NO.  27<U-PERM  >= 0.10000E-03 (BOTH WALLS)
ITEM NO.  52<D-NATURE>=  1.0000     (BOTH WALLS)
ITEM NO.  53<D-LEVEL >=  0.0000     (BOTH WALLS)
ITEM NO.  59<D-FRICT >=  32.010     WALL NO.        1
ITEM NO.  59<D-FRICT >=  38.000     WALL NO.        2
ITEM NO.  60<D-KA    >= 0.30700     WALL NO.        1
ITEM NO.  61<D-KP    >=  4.8470     WALL NO.        1
ITEM NO.  77<D-PERM  >= 0.10000E-03 (BOTH WALLS)

 NON ZERO LAYER DESCRIPTORS FOR LAYER NO.    2 FOR STEP NO.    5

ITEM NO.   1<NAME    >=  17.000     (BOTH WALLS)
ITEM NO.   2<NATURE  >=  1.0000     (BOTH WALLS)
ITEM NO.   3<LEVEL   >=  0.0000     (BOTH WALLS)
ITEM NO.   4<WALL    >=  1.0000     (BOTH WALLS)
ITEM NO.   5<GAMMAD  >=  16.000     (BOTH WALLS)
ITEM NO.   6<GAMMAB  >=  6.0000     (BOTH WALLS)
ITEM NO.   7<GAMMAW  >=  10.000     (BOTH WALLS)
ITEM NO.   9<U-FRICT >=  24.790     WALL NO.        1
ITEM NO.   9<U-FRICT >=  30.000     WALL NO.        2
ITEM NO.  10<U-KA    >= 0.40900     WALL NO.        1
ITEM NO.  11<U-KP    >=  3.1850     WALL NO.        1
ITEM NO.  12<K0-NC   >= 0.50000     (BOTH WALLS)
ITEM NO.  13<NEXP    >= 0.50000     (BOTH WALLS)
ITEM NO.  14<OCR     >=  1.0000     (BOTH WALLS)
ITEM NO.  16<MODEL   >=  1.0000     (BOTH WALLS)
ITEM NO.  17<EVC     >=  30000.     (BOTH WALLS)
ITEM NO.  18<EUR     >=  48000.     (BOTH WALLS)
ITEM NO.  27<U-PERM  >= 0.10000E-04 (BOTH WALLS)
ITEM NO.  52<D-NATURE>=  1.0000     (BOTH WALLS)
ITEM NO.  53<D-LEVEL >=  0.0000     (BOTH WALLS)
ITEM NO.  59<D-FRICT >=  24.790     WALL NO.        1
ITEM NO.  59<D-FRICT >=  30.000     WALL NO.        2
ITEM NO.  60<D-KA    >= 0.40900     WALL NO.        1
ITEM NO.  61<D-KP    >=  3.1850     WALL NO.        1
ITEM NO.  77<D-PERM  >= 0.10000E-04 (BOTH WALLS)

 NON ZERO LAYER DESCRIPTORS FOR LAYER NO.    3 FOR STEP NO.    5

ITEM NO.   1<NAME    >=  18.000     (BOTH WALLS)
ITEM NO.   2<NATURE  >=  1.0000     (BOTH WALLS)
ITEM NO.   3<LEVEL   >= -5.0000     (BOTH WALLS)
ITEM NO.   4<WALL    >=  1.0000     (BOTH WALLS)
ITEM NO.   5<GAMMAD  >=  16.000     (BOTH WALLS)
ITEM NO.   6<GAMMAB  >=  6.0000     (BOTH WALLS)
ITEM NO.   7<GAMMAW  >=  10.000     (BOTH WALLS)
ITEM NO.   8<U-COHE  >= 0.80000     WALL NO.        1
ITEM NO.   8<U-COHE  >=  1.0000     WALL NO.        2
```

```
ITEM NO.   9<U-FRICT >=  27.450     WALL NO.        1
ITEM NO.   9<U-FRICT >=  33.000     WALL NO.        2
ITEM NO.  10<U-KA    >= 0.36900     WALL NO.        1
ITEM NO.  11<U-KP    >=  4.1260     WALL NO.        1
ITEM NO.  12<K0-NC   >= 0.50000     (BOTH WALLS)
ITEM NO.  13<NEXP    >= 0.50000     (BOTH WALLS)
ITEM NO.  14<OCR     >=  1.0000     (BOTH WALLS)
ITEM NO.  16<MODEL   >=  1.0000     (BOTH WALLS)
ITEM NO.  17<EVC     >=  68000.     (BOTH WALLS)
ITEM NO.  18<EUR     >= 0.10880E+06 (BOTH WALLS)
ITEM NO.  27<U-PERM  >= 0.10000E-04 (BOTH WALLS)
ITEM NO.  52<D-NATURE>=  1.0000     (BOTH WALLS)
ITEM NO.  53<D-LEVEL >=  0.0000     (BOTH WALLS)
ITEM NO.  58<D-COHE  >= 0.80000     WALL NO.        1
ITEM NO.  58<D-COHE  >=  1.0000     WALL NO.        2
ITEM NO.  59<D-FRICT >=  27.450     WALL NO.        1
ITEM NO.  59<D-FRICT >=  33.000     WALL NO.        2
ITEM NO.  60<D-KA    >= 0.36900     WALL NO.        1
ITEM NO.  61<D-KP    >=  3.6950     WALL NO.        1
ITEM NO.  77<D-PERM  >= 0.10000E-04 (BOTH WALLS)

LAYER DESCRIPTORS FOR STEP NO.    6


 NON ZERO LAYER DESCRIPTORS FOR LAYER NO.    1 FOR STEP NO.    6

ITEM NO.   1<NAME    >=  16.000     (BOTH WALLS)
ITEM NO.   2<NATURE  >=  1.0000     (BOTH WALLS)
ITEM NO.   3<LEVEL   >=  3.0000     (BOTH WALLS)
ITEM NO.   4<WALL    >=  1.0000     (BOTH WALLS)
ITEM NO.   5<GAMMAD  >=  19.000     (BOTH WALLS)
ITEM NO.   6<GAMMAB  >=  10.000     (BOTH WALLS)
ITEM NO.   7<GAMMAW  >=  10.000     (BOTH WALLS)
ITEM NO.   9<U-FRICT >=  32.010     WALL NO.        1
ITEM NO.   9<U-FRICT >=  38.000     WALL NO.        2
ITEM NO.  10<U-KA    >= 0.30700     WALL NO.        1
ITEM NO.  11<U-KP    >=  4.8470     WALL NO.        1
ITEM NO.  12<K0-NC   >= 0.50000     (BOTH WALLS)
ITEM NO.  13<NEXP    >= 0.50000     (BOTH WALLS)
ITEM NO.  14<OCR     >=  1.0000     (BOTH WALLS)
ITEM NO.  16<MODEL   >=  1.0000     (BOTH WALLS)
ITEM NO.  17<EVC     >=  15000.     (BOTH WALLS)
ITEM NO.  18<EUR     >=  45000.     (BOTH WALLS)
ITEM NO.  27<U-PERM  >= 0.10000E-03 (BOTH WALLS)
ITEM NO.  52<D-NATURE>=  1.0000     (BOTH WALLS)
ITEM NO.  53<D-LEVEL >=  0.0000     (BOTH WALLS)
ITEM NO.  59<D-FRICT >=  32.010     WALL NO.        1
ITEM NO.  59<D-FRICT >=  38.000     WALL NO.        2
ITEM NO.  60<D-KA    >= 0.30700     WALL NO.        1
ITEM NO.  61<D-KP    >=  4.8470     WALL NO.        1
ITEM NO.  77<D-PERM  >= 0.10000E-03 (BOTH WALLS)

 NON ZERO LAYER DESCRIPTORS FOR LAYER NO.    2 FOR STEP NO.    6

ITEM NO.   1<NAME    >=  17.000     (BOTH WALLS)
ITEM NO.   2<NATURE  >=  1.0000     (BOTH WALLS)
ITEM NO.   3<LEVEL   >=  0.0000     (BOTH WALLS)
ITEM NO.   4<WALL    >=  1.0000     (BOTH WALLS)
ITEM NO.   5<GAMMAD  >=  16.000     (BOTH WALLS)
ITEM NO.   6<GAMMAB  >=  6.0000     (BOTH WALLS)
ITEM NO.   7<GAMMAW  >=  10.000     (BOTH WALLS)
ITEM NO.   9<U-FRICT >=  24.790     WALL NO.        1
ITEM NO.   9<U-FRICT >=  30.000     WALL NO.        2
ITEM NO.  10<U-KA    >= 0.40900     WALL NO.        1
ITEM NO.  11<U-KP    >=  3.1850     WALL NO.        1
ITEM NO.  12<K0-NC   >= 0.50000     (BOTH WALLS)
ITEM NO.  13<NEXP    >= 0.50000     (BOTH WALLS)
ITEM NO.  14<OCR     >=  1.0000     (BOTH WALLS)
ITEM NO.  16<MODEL   >=  1.0000     (BOTH WALLS)
ITEM NO.  17<EVC     >=  30000.     (BOTH WALLS)
ITEM NO.  18<EUR     >=  48000.     (BOTH WALLS)
ITEM NO.  27<U-PERM  >= 0.10000E-04 (BOTH WALLS)
ITEM NO.  52<D-NATURE>=  1.0000     (BOTH WALLS)
ITEM NO.  53<D-LEVEL >=  0.0000     (BOTH WALLS)
```

```
ITEM NO.  59<D-FRICT >=  24.790     WALL NO.        1
ITEM NO.  59<D-FRICT >=  30.000     WALL NO.        2
ITEM NO.  60<D-KA    >= 0.40900     WALL NO.        1
ITEM NO.  61<D-KP    >=  3.1850     WALL NO.        1
ITEM NO.  77<D-PERM  >= 0.10000E-04 (BOTH WALLS)

 NON ZERO LAYER DESCRIPTORS FOR LAYER NO.    3 FOR STEP NO.    6

ITEM NO.   1<NAME    >=  18.000     (BOTH WALLS)
ITEM NO.   2<NATURE  >=  1.0000     (BOTH WALLS)
ITEM NO.   3<LEVEL   >= -5.0000     (BOTH WALLS)
ITEM NO.   4<WALL    >=  1.0000     (BOTH WALLS)
ITEM NO.   5<GAMMAD  >=  16.000     (BOTH WALLS)
ITEM NO.   6<GAMMAB  >=  6.0000     (BOTH WALLS)
ITEM NO.   7<GAMMAW  >=  10.000     (BOTH WALLS)
ITEM NO.   8<U-COHE  >= 0.80000     WALL NO.        1
ITEM NO.   8<U-COHE  >=  1.0000     WALL NO.        2
ITEM NO.   9<U-FRICT >=  27.450     WALL NO.        1
ITEM NO.   9<U-FRICT >=  33.000     WALL NO.        2
ITEM NO.  10<U-KA    >= 0.36900     WALL NO.        1
ITEM NO.  11<U-KP    >=  4.1260     WALL NO.        1
ITEM NO.  12<K0-NC   >= 0.50000     (BOTH WALLS)
ITEM NO.  13<NEXP    >= 0.50000     (BOTH WALLS)
ITEM NO.  14<OCR     >=  1.0000     (BOTH WALLS)
ITEM NO.  16<MODEL   >=  1.0000     (BOTH WALLS)
ITEM NO.  17<EVC     >=  68000.     (BOTH WALLS)
ITEM NO.  18<EUR     >= 0.10880E+06 (BOTH WALLS)
ITEM NO.  27<U-PERM  >= 0.10000E-04 (BOTH WALLS)
ITEM NO.  52<D-NATURE>=  1.0000     (BOTH WALLS)
ITEM NO.  53<D-LEVEL >=  0.0000     (BOTH WALLS)
ITEM NO.  58<D-COHE  >= 0.80000     WALL NO.        1
ITEM NO.  58<D-COHE  >=  1.0000     WALL NO.        2
ITEM NO.  59<D-FRICT >=  27.450     WALL NO.        1
ITEM NO.  59<D-FRICT >=  33.000     WALL NO.        2
ITEM NO.  60<D-KA    >= 0.36900     WALL NO.        1
ITEM NO.  61<D-KP    >=  3.6950     WALL NO.        1
ITEM NO.  77<D-PERM  >= 0.10000E-04 (BOTH WALLS)


DEFAULT WATER UNIT WEIGHT =  10.000
AVERAGED ON    18 VALUES
```

```
+-----------------------------------------------------------------------------------------------------------------------+
|                   PARATIEPLUS(TM)   NLS ENGINE RELEASE  2018.0    FULL VERSION  *Build date:Nov 13, 2017*              |
|                                                                                                                       |
|                                    NewProject.BaseDesignSection_28.SISMICAGEO_1273                                    |
|                                  Exe Time : 4 September 2018 18:06:55                                                 |
+-----------------------------------------------------------------------------------------------------------------------+

PHASE DESCRIPTORS


STEP  NO.     1
                                        LEFT WALL    RIGHT WALL
Y                                        0.000       -0.9990E+30
Z-PC                                     0.000         0.000
Z-EXCAVATION                             0.000         0.000
Z-WATER_TABLE                           -18.00       -0.9990E+30
Q_AT_THE_FREE_FIELD_LEVEL                0.000         0.000
ZQ                                       0.000         0.000
DZW_OF_THE_WATER_TABLE                   0.000         0.000
QS_ON_THE_EXCAVATION_SIDE                0.000         0.000
ZQS                                    -0.9990E+30   -0.9990E+30
ZCUT                                     0.000         0.000
BALANCE LEVEL FOR PORE PRESSURES        -15.50        -15.50
WATER_BEHAVIOUR_FLAG (LINING OPT)        0.000         0.000
PORE_UPDATE_FLAG                         0.000         0.000
PORE_TAB. _FLAG (gt.0= use tabs)         0.000         0.000
lateral thrusts reduction elevatio       0.000         0.000
Downhill reduction factor for effe       0.000         0.000
Downhill reduction factor for pore       0.000         0.000
Uphill reduction factor for effect       0.000         0.000
Uphill reduction factor for pore p       0.000         0.000
SEISMIC HORIZONTAL ACCEL. Kh [g]         0.000         0.000
UPHILL VERTICAL ACCEL.  Kv_uh [g]        0.000         0.000
DOWNHILL VERTICAL ACCEL.Kv_dh [g]        0.000         0.000
UPHILL BETA ANGLE (SLOPE) [deg]          0.000         0.000
UPHILL DELTA/PHI RATIO                   0.000         0.000
DOWNHILL BETA ANGLE (SLOPE) [deg]        0.000         0.000
DOWNHILL DELTA/PHI RATIO                 0.000         0.000
DYN.WATER BEHAVIOUR                      0.000         0.000
Excess pore pressure RATIO Ru            0.000         0.000
SEISMIC PRESSURE LOWER VALUE             0.000         0.000
SEISMIC PRESSURE UPPER VALUE             0.000         0.000
SEISMIC PRESSURE LOWER LEVEL             0.000         0.000
SEISMIC PRESSURE UPPER LEVEL             0.000         0.000

=========================================================================================================end of step    1


STEP  NO.     2
                                        LEFT WALL    RIGHT WALL
Y                                        0.000       -0.9990E+30
Z-PC                                     0.000         0.000
Z-EXCAVATION                            -1.000         0.000
Z-WATER_TABLE                           -18.00       -0.9990E+30
Q_AT_THE_FREE_FIELD_LEVEL                0.000         0.000
ZQ                                       0.000         0.000
DZW_OF_THE_WATER_TABLE                   0.000         0.000
QS_ON_THE_EXCAVATION_SIDE                0.000         0.000
ZQS                                    -0.9990E+30   -0.9990E+30
ZCUT                                     0.000         0.000
BALANCE LEVEL FOR PORE PRESSURES        -15.50        -15.50
WATER_BEHAVIOUR_FLAG (LINING OPT)        0.000         0.000
PORE_UPDATE_FLAG                         0.000         0.000
PORE_TAB. _FLAG (gt.0= use tabs)         0.000         0.000
lateral thrusts reduction elevatio       0.000         0.000
Downhill reduction factor for effe       0.000         0.000
Downhill reduction factor for pore       0.000         0.000
Uphill reduction factor for effect       0.000         0.000
Uphill reduction factor for pore p       0.000         0.000
SEISMIC HORIZONTAL ACCEL. Kh [g]         0.000         0.000
UPHILL VERTICAL ACCEL.  Kv_uh [g]        0.000         0.000
```

DOWNHILL VERTICAL ACCEL.Kv_dh [g]	0.000	0.000
UPHILL BETA ANGLE (SLOPE) [deg]	0.000	0.000
UPHILL DELTA/PHI RATIO	0.000	0.000
DOWNHILL BETA ANGLE (SLOPE) [deg]	0.000	0.000
DOWNHILL DELTA/PHI RATIO	0.000	0.000
DYN.WATER BEHAVIOUR	0.000	0.000
Excess pore pressure RATIO Ru	0.000	0.000
SEISMIC PRESSURE LOWER VALUE	0.000	0.000
SEISMIC PRESSURE UPPER VALUE	0.000	0.000
SEISMIC PRESSURE LOWER LEVEL	0.000	0.000
SEISMIC PRESSURE UPPER LEVEL	0.000	0.000

==========end of step 2

STEP NO. 3

	LEFT WALL	RIGHT WALL
Y	0.000	-0.9990E+30
Z-PC	0.000	0.000
Z-EXCAVATION	-1.000	0.000
Z-WATER_TABLE	-18.00	-0.9990E+30
Q_AT_THE_FREE_FIELD_LEVEL	0.000	0.000
ZQ	0.000	0.000
DZW_OF_THE_WATER_TABLE	0.000	0.000
QS_ON_THE_EXCAVATION_SIDE	0.000	0.000
ZQS	-0.9990E+30	-0.9990E+30
ZCUT	0.000	0.000
BALANCE LEVEL FOR PORE PRESSURES	-15.50	-15.50
WATER_BEHAVIOUR_FLAG (LINING OPT)	0.000	0.000
PORE_UPDATE_FLAG	0.000	0.000
PORE_TAB. _FLAG (gt.0= use tabs)	0.000	0.000
lateral thrusts reduction elevatio	0.000	0.000
Downhill reduction factor for effe	0.000	0.000
Downhill reduction factor for pore	0.000	0.000
Uphill reduction factor for effect	0.000	0.000
Uphill reduction factor for pore p	0.000	0.000
SEISMIC HORIZONTAL ACCEL. Kh [g]	0.000	0.000
UPHILL VERTICAL ACCEL. Kv_uh [g]	0.000	0.000
DOWNHILL VERTICAL ACCEL.Kv_dh [g]	0.000	0.000
UPHILL BETA ANGLE (SLOPE) [deg]	0.000	0.000
UPHILL DELTA/PHI RATIO	0.000	0.000
DOWNHILL BETA ANGLE (SLOPE) [deg]	0.000	0.000
DOWNHILL DELTA/PHI RATIO	0.000	0.000
DYN.WATER BEHAVIOUR	0.000	0.000
Excess pore pressure RATIO Ru	0.000	0.000
SEISMIC PRESSURE LOWER VALUE	0.000	0.000
SEISMIC PRESSURE UPPER VALUE	0.000	0.000
SEISMIC PRESSURE LOWER LEVEL	0.000	0.000
SEISMIC PRESSURE UPPER LEVEL	0.000	0.000

==========end of step 3

STEP NO. 4

	LEFT WALL	RIGHT WALL
Y	0.000	-0.9990E+30
Z-PC	0.000	0.000
Z-EXCAVATION	-9.800	0.000
Z-WATER_TABLE	-18.00	-0.9990E+30
Q_AT_THE_FREE_FIELD_LEVEL	0.000	0.000
ZQ	0.000	0.000
DZW_OF_THE_WATER_TABLE	0.000	0.000
QS_ON_THE_EXCAVATION_SIDE	0.000	0.000
ZQS	-0.9990E+30	-0.9990E+30
ZCUT	0.000	0.000
BALANCE LEVEL FOR PORE PRESSURES	-15.50	-15.50
WATER_BEHAVIOUR_FLAG (LINING OPT)	0.000	0.000
PORE_UPDATE_FLAG	0.000	0.000
PORE_TAB. _FLAG (gt.0= use tabs)	0.000	0.000
lateral thrusts reduction elevatio	0.000	0.000
Downhill reduction factor for effe	0.000	0.000
Downhill reduction factor for pore	0.000	0.000
Uphill reduction factor for effect	0.000	0.000
Uphill reduction factor for pore p	0.000	0.000

SEISMIC HORIZONTAL ACCEL. Kh [g]	0.000	0.000
UPHILL VERTICAL ACCEL. Kv_uh [g]	0.000	0.000
DOWNHILL VERTICAL ACCEL.Kv_dh [g]	0.000	0.000
UPHILL BETA ANGLE (SLOPE) [deg]	0.000	0.000
UPHILL DELTA/PHI RATIO	0.000	0.000
DOWNHILL BETA ANGLE (SLOPE) [deg]	0.000	0.000
DOWNHILL DELTA/PHI RATIO	0.000	0.000
DYN.WATER BEHAVIOUR	0.000	0.000
Excess pore pressure RATIO Ru	0.000	0.000
SEISMIC PRESSURE LOWER VALUE	0.000	0.000
SEISMIC PRESSURE UPPER VALUE	0.000	0.000
SEISMIC PRESSURE LOWER LEVEL	0.000	0.000
SEISMIC PRESSURE UPPER LEVEL	0.000	0.000

==========end of step 4

STEP NO. 5

	LEFT WALL	RIGHT WALL
Y	0.000	-0.9990E+30
Z-PC	0.000	0.000
Z-EXCAVATION	-9.300	0.000
Z-WATER_TABLE	-18.00	-0.9990E+30
Q_AT_THE_FREE_FIELD_LEVEL	0.000	0.000
ZQ	0.000	0.000
DZW_OF_THE_WATER_TABLE	0.000	0.000
QS_ON_THE_EXCAVATION_SIDE	0.000	0.000
ZQS	-0.9990E+30	-0.9990E+30
ZCUT	0.000	0.000
BALANCE LEVEL FOR PORE PRESSURES	-15.50	-15.50
WATER_BEHAVIOUR_FLAG (LINING OPT)	0.000	0.000
PORE_UPDATE_FLAG	0.000	0.000
PORE_TAB. _FLAG (gt.0= use tabs)	0.000	0.000
lateral thrusts reduction elevatio	0.000	0.000
Downhill reduction factor for effe	0.000	0.000
Downhill reduction factor for pore	0.000	0.000
Uphill reduction factor for effect	0.000	0.000
Uphill reduction factor for pore p	0.000	0.000
SEISMIC HORIZONTAL ACCEL. Kh [g]	0.000	0.000
UPHILL VERTICAL ACCEL. Kv_uh [g]	0.000	0.000
DOWNHILL VERTICAL ACCEL.Kv_dh [g]	0.000	0.000
UPHILL BETA ANGLE (SLOPE) [deg]	0.000	0.000
UPHILL DELTA/PHI RATIO	0.000	0.000
DOWNHILL BETA ANGLE (SLOPE) [deg]	0.000	0.000
DOWNHILL DELTA/PHI RATIO	0.000	0.000
DYN.WATER BEHAVIOUR	0.000	0.000
Excess pore pressure RATIO Ru	0.000	0.000
SEISMIC PRESSURE LOWER VALUE	0.000	0.000
SEISMIC PRESSURE UPPER VALUE	0.000	0.000
SEISMIC PRESSURE LOWER LEVEL	0.000	0.000
SEISMIC PRESSURE UPPER LEVEL	0.000	0.000

==========end of step 5

STEP NO. 6

	LEFT WALL	RIGHT WALL
Y	0.000	-0.9990E+30
Z-PC	0.000	0.000
Z-EXCAVATION	-9.300	0.000
Z-WATER_TABLE	-18.00	-0.9990E+30
Q_AT_THE_FREE_FIELD_LEVEL	0.000	0.000
ZQ	0.000	0.000
DZW_OF_THE_WATER_TABLE	0.000	0.000
QS_ON_THE_EXCAVATION_SIDE	0.000	0.000
ZQS	-0.9990E+30	-0.9990E+30
ZCUT	0.000	0.000
BALANCE LEVEL FOR PORE PRESSURES	-15.50	-15.50
WATER_BEHAVIOUR_FLAG (LINING OPT)	0.000	0.000
PORE_UPDATE_FLAG	0.000	0.000
PORE_TAB. _FLAG (gt.0= use tabs)	0.000	0.000
lateral thrusts reduction elevatio	0.000	0.000
Downhill reduction factor for effe	0.000	0.000
Downhill reduction factor for pore	0.000	0.000

```
Uphill reduction factor for effect      0.000         0.000
Uphill reduction factor for pore p      0.000         0.000
SEISMIC HORIZONTAL ACCEL. Kh [g]        0.000         0.000
UPHILL VERTICAL ACCEL.  Kv_uh [g]       0.000         0.000
DOWNHILL VERTICAL ACCEL.Kv_dh [g]       0.000         0.000
UPHILL BETA ANGLE (SLOPE) [deg]         0.000         0.000
UPHILL DELTA/PHI RATIO                  0.000         0.000
DOWNHILL BETA ANGLE (SLOPE) [deg]       0.000         0.000
DOWNHILL DELTA/PHI RATIO                0.000         0.000
DYN.WATER BEHAVIOUR                     0.000         0.000
Excess pore pressure RATIO Ru           0.000         0.000
SEISMIC PRESSURE LOWER VALUE            0.000         0.000
SEISMIC PRESSURE UPPER VALUE            0.000         0.000
SEISMIC PRESSURE LOWER LEVEL            0.000         0.000
SEISMIC PRESSURE UPPER LEVEL            0.000         0.000

================================================================================================================end of step    6


 LEFT-HAND WALL

 LOWER  LEVEL         -15.50000
 UPPER  LEVEL           0.00000

 RIGHT-HAND WALL

 LOWER  LEVEL         -15.50000
 UPPER  LEVEL           0.00000
```

```
+-----------------------------------------------------------------------------------------------------------------------+
|                  PARATIEPLUS(TM)   NLS ENGINE RELEASE  2018.0    FULL VERSION  *Build date:Nov 13, 2017*             |
|                                                                                                                       |
|                                  NewProject.BaseDesignSection_28.SISMICAGEO_1273                                      |
|                                 Exe Time : 4 September 2018 18:06:55                                                  |
+-----------------------------------------------------------------------------------------------------------------------+
 I N I T I A L   S T R E S S   T A B L E S

            S E C T I O N

 NUMBER OF DEFINED TABLES             2


INPUT DATA FOR INITIAL STRESS SET NO.    1
PERTAINING SOIL ELEMENTS AT Y-COORD    0.0000

ACTIVATION TIME                              1.0000
END TIME (TIME BEYOND WHICH IT IS REMOVED)   6.0000

TYPE BOUSSINESQ

 HORIZONTAL DISTANCE (DY)           1.00000000000000
 FOUNDATION WIDTH    (B)            15.0000000000000
 ZETA-F.....                   0.000000000000000E+000
 Q-F .....                      20.0000000000000
 BETA .....                     45.0000000000000
 BEHAVIOUR (0=FREE, 1=REFLECTING)  0.000000000000000E+000


INPUT DATA FOR INITIAL STRESS SET NO.    2
PERTAINING SOIL ELEMENTS AT Y-COORD    0.0000

ACTIVATION TIME                              1.0000
END TIME (TIME BEYOND WHICH IT IS REMOVED)   6.0000

TYPE BOUSSINESQ

 HORIZONTAL DISTANCE (DY)           22.0000000000000
 FOUNDATION WIDTH    (B)            17.0000000000000
 ZETA-F.....                    2.70000000000000
 Q-F .....                      20.0000000000000
 BETA .....                     45.0000000000000
 BEHAVIOUR (0=FREE, 1=REFLECTING)  0.000000000000000E+000


 ELEMENT GROUPS BACKUP AREA CAN STAY IN CORE AT
 POSITION        7318

 NO. OF D.P.W  FOR THIS AREA      12023
 MAX NO. OF D.P.W. AVAILABLE      81920
 ** MAX NO OF ITERATIONS SET TO          40

ITER     0 RNORM = 0.000     RMNORM= 0.000
           RINORM=0.3602E+05 RIMNOR= 0.000
           RENORM=0.2603E-28 REMNOR= 0.000     RATIO =0.2688E-16 TOLER =0.1000E-03      CONVERGED !
           RFMAX = 25.33     RMMAX = 0.000
           RTSMAL=0.1000E-03 RMSMAL= 0.000
           RDT   =0.3602E+05 RDR   = 0.000
           RATIOT=0.2688E-16 RATIOR= 0.000
           MAX UN=0.1776E-14 IEQ=   391 NODE     79 DOF   1  Y-DISPL.F
           MIN UN=-.3553E-14 IEQ=   186 NODE     38 DOF   1  Y-DISPL.F
           NO. OF CONTACT CONSTRAINT VIOLATIONS     0
```

```
+-----------------------------------------------------------------------------------------------------------------------+
|                   PARATIEPLUS(TM)   NLS ENGINE RELEASE  2018.0    FULL VERSION  *Build date:Nov 13, 2017*             |
|                                                                                                                       |
|                                  NewProject.BaseDesignSection_28.SISMICAGEO_1273                                      |
|                                 Exe Time : 4 September 2018 18:06:55                                                  |
+-----------------------------------------------------------------------------------------------------------------------+
New Project
SOLUTION REACHED USING     0 ITERATIONS ON   40

no equilibrium iterations were performed to
obtain current solution

P R I N T   O U T   F O R   T I M E   S T E P    1     ( AT TIME   1.000     )

PRINT OUT OF ACTIVE COMPONENTS (FIXED NODES ARE NOT PRINTED OUT)
```

	Y-DISPL.F (02)	X-ROT. F (04)	Y-DISPL.S (08)	X-ROT. S (10)	Y-FORCE (14)	GAP	C-FORCE
1	0.000000	0.000000	0.000000	0.000000	0.000000	0.000000	0.000000
2	0.000000	0.000000	0.000000	0.000000	0.000000	0.000000	0.000000
3	0.000000	0.000000	0.000000	0.000000	0.000000	0.000000	0.000000
4	0.000000	0.000000	0.000000	0.000000	0.000000	0.000000	0.000000
5	0.000000	0.000000	0.000000	0.000000	0.000000	0.000000	0.000000
6	0.000000	0.000000	0.000000	0.000000	0.000000	0.000000	0.000000
7	0.000000	0.000000	0.000000	0.000000	0.000000	0.000000	0.000000
8	0.000000	0.000000	0.000000	0.000000	0.000000	0.000000	0.000000
9	0.000000	0.000000	0.000000	0.000000	0.000000	0.000000	0.000000
10	0.000000	0.000000	0.000000	0.000000	0.000000	0.000000	0.000000
11	0.000000	0.000000	0.000000	0.000000	0.000000	0.000000	0.000000
12	0.000000	0.000000	0.000000	0.000000	0.000000	0.000000	0.000000
13	0.000000	0.000000	0.000000	0.000000	0.000000	0.000000	0.000000
14	0.000000	0.000000	0.000000	0.000000	0.000000	0.000000	0.000000
15	0.000000	0.000000	0.000000	0.000000	0.000000	0.000000	0.000000
16	0.000000	0.000000	0.000000	0.000000	0.000000	0.000000	0.000000
17	0.000000	0.000000	0.000000	0.000000	0.000000	0.000000	0.000000
18	0.000000	0.000000	0.000000	0.000000	0.000000	0.000000	0.000000
19	0.000000	0.000000	0.000000	0.000000	0.000000	0.000000	0.000000
20	0.000000	0.000000	0.000000	0.000000	0.000000	0.000000	0.000000
21	0.000000	0.000000	0.000000	0.000000	0.000000	0.000000	0.000000
22	0.000000	0.000000	0.000000	0.000000	0.000000	0.000000	0.000000
23	0.000000	0.000000	0.000000	0.000000	0.000000	0.000000	0.000000
24	0.000000	0.000000	0.000000	0.000000	0.000000	0.000000	0.000000
25	0.000000	0.000000	0.000000	0.000000	0.000000	0.000000	0.000000
26	0.000000	0.000000	0.000000	0.000000	0.000000	0.000000	0.000000
27	0.000000	0.000000	0.000000	0.000000	0.000000	0.000000	0.000000
28	0.000000	0.000000	0.000000	0.000000	0.000000	0.000000	0.000000
29	0.000000	0.000000	0.000000	0.000000	0.000000	0.000000	0.000000
30	0.000000	0.000000	0.000000	0.000000	0.000000	0.000000	0.000000
31	0.000000	0.000000	0.000000	0.000000	0.000000	0.000000	0.000000
32	0.000000	0.000000	0.000000	0.000000	0.000000	0.000000	0.000000
33	0.000000	0.000000	0.000000	0.000000	0.000000	0.000000	0.000000
34	0.000000	0.000000	0.000000	0.000000	0.000000	0.000000	0.000000
35	0.000000	0.000000	0.000000	0.000000	0.000000	0.000000	0.000000
36	0.000000	0.000000	0.000000	0.000000	0.000000	0.000000	0.000000
37	0.000000	0.000000	0.000000	0.000000	0.000000	0.000000	0.000000
38	0.000000	0.000000	0.000000	0.000000	0.000000	0.000000	0.000000
39	0.000000	0.000000	0.000000	0.000000	0.000000	0.000000	0.000000
40	0.000000	0.000000	0.000000	0.000000	0.000000	0.000000	0.000000
41	0.000000	0.000000	0.000000	0.000000	0.000000	0.000000	0.000000
42	0.000000	0.000000	0.000000	0.000000	0.000000	0.000000	0.000000
43	0.000000	0.000000	0.000000	0.000000	0.000000	0.000000	0.000000
44	0.000000	0.000000	0.000000	0.000000	0.000000	0.000000	0.000000
45	0.000000	0.000000	0.000000	0.000000	0.000000	0.000000	0.000000
46	0.000000	0.000000	0.000000	0.000000	0.000000	0.000000	0.000000
47	0.000000	0.000000	0.000000	0.000000	0.000000	0.000000	0.000000
48	0.000000	0.000000	0.000000	0.000000	0.000000	0.000000	0.000000
49	0.000000	0.000000	0.000000	0.000000	0.000000	0.000000	0.000000
50	0.000000	0.000000	0.000000	0.000000	0.000000	0.000000	0.000000
51	0.000000	0.000000	0.000000	0.000000	0.000000	0.000000	0.000000
52	0.000000	0.000000	0.000000	0.000000	0.000000	0.000000	0.000000

53	0.000000	0.000000	0.000000	0.000000	0.000000	0.000000	0.000000
54	0.000000	0.000000	0.000000	0.000000	0.000000	0.000000	0.000000
55	0.000000	0.000000	0.000000	0.000000	0.000000	0.000000	0.000000
56	0.000000	0.000000	0.000000	0.000000	0.000000	0.000000	0.000000
57	0.000000	0.000000	0.000000	0.000000	0.000000	0.000000	0.000000
58	0.000000	0.000000	0.000000	0.000000	0.000000	0.000000	0.000000
59	0.000000	0.000000	0.000000	0.000000	0.000000	0.000000	0.000000
60	0.000000	0.000000	0.000000	0.000000	0.000000	0.000000	0.000000
61	0.000000	0.000000	0.000000	0.000000	0.000000	0.000000	0.000000
62	0.000000	0.000000	0.000000	0.000000	0.000000	0.000000	0.000000
63	0.000000	0.000000	0.000000	0.000000	0.000000	0.000000	0.000000
64	0.000000	0.000000	0.000000	0.000000	0.000000	0.000000	0.000000
65	0.000000	0.000000	0.000000	0.000000	0.000000	0.000000	0.000000
66	0.000000	0.000000	0.000000	0.000000	0.000000	0.000000	0.000000
67	0.000000	0.000000	0.000000	0.000000	0.000000	0.000000	0.000000
68	0.000000	0.000000	0.000000	0.000000	0.000000	0.000000	0.000000
69	0.000000	0.000000	0.000000	0.000000	0.000000	0.000000	0.000000
70	0.000000	0.000000	0.000000	0.000000	0.000000	0.000000	0.000000
71	0.000000	0.000000	0.000000	0.000000	0.000000	0.000000	0.000000
72	0.000000	0.000000	0.000000	0.000000	0.000000	0.000000	0.000000
73	0.000000	0.000000	0.000000	0.000000	0.000000	0.000000	0.000000
74	0.000000	0.000000	0.000000	0.000000	0.000000	0.000000	0.000000
75	0.000000	0.000000	0.000000	0.000000	0.000000	0.000000	0.000000
76	0.000000	0.000000	0.000000	0.000000	0.000000	0.000000	0.000000
77	0.000000	0.000000	0.000000	0.000000	0.000000	0.000000	0.000000
78	0.000000	0.000000	0.000000	0.000000	0.000000	0.000000	0.000000
79	0.000000	0.000000	0.000000	0.000000	0.000000	0.000000	0.000000

```
+-------------------------------------------------------------------------------------------------------------------------------+
|                  PARATIEPLUS(TM)   NLS ENGINE RELEASE  2018.0    FULL VERSION  *Build date:Nov 13, 2017*                    |
|                                                                                                                               |
|                                  NewProject.BaseDesignSection_28.SISMICAGEO_1273                                              |
|                                 Exe Time : 4 September 2018 18:06:55                                                          |
+-------------------------------------------------------------------------------------------------------------------------------+
New Project


S T R E S S   R E S U L T S   F O R   G R O U P   N O.   1

0_L                                                          :
ELEMENT TYPE    5 NO.OF ELEMENTS. IN THIS GROUP   79
C U R R E N T   T I M E   I S      1.0000

 HARDENING 2D SOIL ELEMENT

 ****** TOTAL STRESS FORMULATION *****

  EL *   FORCE     DISPL-Y  VERTICAL-P  HORIZON.-P     MAX-V-P     MAX-H-P           STATE   STIFFNESS Z-LEVEL      PORE
E FACTOR    UFACTOR       Peq           Su_a         Su_p     LAYER
 ------------------------------------------------------------------------------------------------------------------------------
-------------------------------------------------------------------------------------------
   1 D  6.6846E-02   0.000      6.3056E-03  0.6685      6.3056E-03  0.6685            V-C  2.2694E+04   0.000       0.000
1.000       1.000      0.6685       0.000       0.000     DI1_164_167_L_0
   2 D  0.9275       0.000       3.240       4.638       3.240       4.638            V-C  2.2694E+04 -0.2000       0.000
1.000       1.000       4.638       0.000       0.000     DI1_164_167_L_0
   3 D   1.652       0.000       6.637       8.262       6.637       8.262            V-C  2.2694E+04 -0.4000       0.000
1.000       1.000       8.262       0.000       0.000     DI1_164_167_L_0
   4 D   2.276       0.000       10.24       11.38       10.24       11.38            V-C  2.2694E+04 -0.6000       0.000
1.000       1.000       11.38       0.000       0.000     DI1_164_167_L_0
   5 D   2.804       0.000       14.00       14.02       14.00       14.02            V-C  2.2694E+04 -0.8000       0.000
1.000       1.000       14.02       0.000       0.000     DI1_164_167_L_0
   6 D   3.258       0.000       17.83       16.29       17.83       16.29            V-C  2.2694E+04  -1.000       0.000
1.000       1.000       16.29       0.000       0.000     DI1_164_167_L_0
   7 D   3.661       0.000       21.70       18.30       21.70       18.30            V-C  2.2694E+04  -1.200       0.000
1.000       1.000       18.30       0.000       0.000     DI1_164_167_L_0
   8 D   4.029       0.000       25.76       20.14       25.76       20.14            V-C  2.2694E+04  -1.400       0.000
1.000       1.000       20.14       0.000       0.000     DI1_164_167_L_0
   9 D   4.375       0.000       29.67       21.87       29.67       21.87            V-C  2.2694E+04  -1.600       0.000
1.000       1.000       21.87       0.000       0.000     DI1_164_167_L_0
  10 D   4.706       0.000       34.27       23.53       34.27       23.53            V-C  2.2694E+04  -1.800       0.000
1.000       1.000       23.53       0.000       0.000     DI1_164_167_L_0
  11 D   5.028       0.000       37.91       25.14       37.91       25.14            V-C  2.2694E+04  -2.000       0.000
1.000       1.000       25.14       0.000       0.000     DI1_164_167_L_0
  12 D   5.343       0.000       41.48       26.72       41.48       26.72            V-C  2.2694E+04  -2.200       0.000
1.000       1.000       26.72       0.000       0.000     DI1_164_167_L_0
  13 D   5.654       0.000       45.62       28.27       45.62       28.27            V-C  2.2694E+04  -2.400       0.000
1.000       1.000       28.27       0.000       0.000     DI1_164_167_L_0
  14 D   5.961       0.000       49.06       29.81       49.06       29.81            V-C  2.2694E+04  -2.600       0.000
1.000       1.000       29.81       0.000       0.000     DI1_164_167_L_0
  15 D   6.267       0.000       52.48       31.33       52.48       31.33            V-C  2.2694E+04  -2.800       0.000
1.000       1.000       31.33       0.000       0.000     DI1_164_167_L_0
  16 D   6.571       0.000       56.37       32.85       56.37       32.85            V-C  2.2694E+04  -3.000       0.000
1.000       1.000       32.85       0.000       0.000     DI1_164_167_L_0
  17 D   6.873       0.000       59.72       34.37       59.72       34.37            V-C  2.2694E+04  -3.200       0.000
1.000       1.000       34.37       0.000       0.000     DI1_164_167_L_0
  18 D   7.175       0.000       63.49       35.88       63.49       35.88            V-C  2.2694E+04  -3.400       0.000
1.000       1.000       35.88       0.000       0.000     DI1_164_167_L_0
  19 D   7.477       0.000       66.79       37.38       66.79       37.38            V-C  2.2694E+04  -3.600       0.000
1.000       1.000       37.38       0.000       0.000     DI1_164_167_L_0
  20 D   7.778       0.000       70.09       38.89       70.09       38.89            V-C  2.2694E+04  -3.800       0.000
1.000       1.000       38.89       0.000       0.000     DI1_164_167_L_0
  21 D   8.078       0.000       73.38       40.39       73.38       40.39            V-C  2.2694E+04  -4.000       0.000
1.000       1.000       40.39       0.000       0.000     DI1_164_167_L_0
  22 D   8.379       0.000       77.01       41.89       77.01       41.89            V-C  2.2694E+04  -4.200       0.000
1.000       1.000       41.89       0.000       0.000     DI1_164_167_L_0
  23 D   8.679       0.000       80.27       43.40       80.27       43.40            V-C  2.2694E+04  -4.400       0.000
1.000       1.000       43.40       0.000       0.000     DI1_164_167_L_0
  24 D   8.980       0.000       83.53       44.90       83.53       44.90            V-C  2.2694E+04  -4.600       0.000
1.000       1.000       44.90       0.000       0.000     DI1_164_167_L_0
```

25 D	9.280	0.000	87.10	46.40	87.10	46.40	V-C	2.2694E+04	-4.800	0.000		
1.000	1.000	46.40	0.000	0.000	DI1_164_167_L_0							
26 D	9.581	0.000	90.34	47.90	90.34	47.90	V-C	5.4170E+04	-5.000	0.000		
1.000	1.000	47.90	0.000	0.000	DI2_165_168_L_0							
27 D	9.882	0.000	93.58	49.41	93.58	49.41	V-C	5.4170E+04	-5.200	0.000		
1.000	1.000	49.41	0.000	0.000	DI2_165_168_L_0							
28 D	10.18	0.000	97.10	50.91	97.10	50.91	V-C	5.4170E+04	-5.400	0.000		
1.000	1.000	50.91	0.000	0.000	DI2_165_168_L_0							
29 D	10.48	0.000	100.3	52.42	100.3	52.42	V-C	5.4170E+04	-5.600	0.000		
1.000	1.000	52.42	0.000	0.000	DI2_165_168_L_0							
30 D	10.78	0.000	103.6	53.92	103.6	53.92	V-C	5.4170E+04	-5.800	0.000		
1.000	1.000	53.92	0.000	0.000	DI2_165_168_L_0							
31 D	11.09	0.000	107.0	55.43	107.0	55.43	V-C	5.4170E+04	-6.000	0.000		
1.000	1.000	55.43	0.000	0.000	DI2_165_168_L_0							
32 D	11.39	0.000	110.3	56.94	110.3	56.94	V-C	5.4170E+04	-6.200	0.000		
1.000	1.000	56.94	0.000	0.000	DI2_165_168_L_0							
33 D	11.69	0.000	113.5	58.44	113.5	58.44	V-C	5.4170E+04	-6.400	0.000		
1.000	1.000	58.44	0.000	0.000	DI2_165_168_L_0							
34 D	11.99	0.000	116.9	59.95	116.9	59.95	V-C	5.4170E+04	-6.600	0.000		
1.000	1.000	59.95	0.000	0.000	DI2_165_168_L_0							
35 D	12.29	0.000	120.1	61.46	120.1	61.46	V-C	5.4170E+04	-6.800	0.000		
1.000	1.000	61.46	0.000	0.000	DI2_165_168_L_0							
36 D	12.60	0.000	123.3	62.98	123.3	62.98	V-C	5.4170E+04	-7.000	0.000		
1.000	1.000	62.98	0.000	0.000	DI2_165_168_L_0							
37 D	12.90	0.000	126.8	64.49	126.8	64.49	V-C	5.4170E+04	-7.200	0.000		
1.000	1.000	64.49	0.000	0.000	DI2_165_168_L_0							
38 D	13.20	0.000	130.0	66.00	130.0	66.00	V-C	5.4170E+04	-7.400	0.000		
1.000	1.000	66.00	0.000	0.000	DI2_165_168_L_0							
39 D	13.50	0.000	133.2	67.52	133.2	67.52	V-C	5.4170E+04	-7.600	0.000		
1.000	1.000	67.52	0.000	0.000	DI2_165_168_L_0							
40 D	13.81	0.000	136.6	69.03	136.6	69.03	V-C	5.4170E+04	-7.800	0.000		
1.000	1.000	69.03	0.000	0.000	DI2_165_168_L_0							
41 D	14.11	0.000	139.8	70.55	139.8	70.55	V-C	5.4170E+04	-8.000	0.000		
1.000	1.000	70.55	0.000	0.000	DI2_165_168_L_0							
42 D	14.41	0.000	143.0	72.07	143.0	72.07	V-C	5.4170E+04	-8.200	0.000		
1.000	1.000	72.07	0.000	0.000	DI2_165_168_L_0							
43 D	14.72	0.000	146.4	73.59	146.4	73.59	V-C	5.4170E+04	-8.400	0.000		
1.000	1.000	73.59	0.000	0.000	DI2_165_168_L_0							
44 D	15.02	0.000	149.6	75.11	149.6	75.11	V-C	5.4170E+04	-8.600	0.000		
1.000	1.000	75.11	0.000	0.000	DI2_165_168_L_0							
45 D	15.33	0.000	152.8	76.63	152.8	76.63	V-C	5.4170E+04	-8.800	0.000		
1.000	1.000	76.63	0.000	0.000	DI2_165_168_L_0							
46 D	15.63	0.000	156.2	78.16	156.2	78.16	V-C	5.4170E+04	-9.000	0.000		
1.000	1.000	78.16	0.000	0.000	DI2_165_168_L_0							
47 D	11.95	0.000	159.4	79.68	159.4	79.68	V-C	5.4170E+04	-9.200	0.000		
1.000	1.000	79.68	0.000	0.000	DI2_165_168_L_0							
48 D	12.07	0.000	161.1	80.44	161.1	80.44	V-C	5.4170E+04	-9.300	0.000		
1.000	1.000	80.44	0.000	0.000	DI2_165_168_L_0							
49 D	16.39	0.000	164.3	81.97	164.3	81.97	V-C	5.4170E+04	-9.500	0.000		
1.000	1.000	81.97	0.000	0.000	DI2_165_168_L_0							
50 D	16.70	0.000	167.5	83.50	167.5	83.50	V-C	5.4170E+04	-9.700	0.000		
1.000	1.000	83.50	0.000	0.000	DI2_165_168_L_0							
51 D	17.00	0.000	170.8	85.02	170.8	85.02	V-C	5.4170E+04	-9.900	0.000		
1.000	1.000	85.02	0.000	0.000	DI2_165_168_L_0							
52 D	17.31	0.000	174.0	86.55	174.0	86.55	V-C	5.4170E+04	-10.10	0.000		
1.000	1.000	86.55	0.000	0.000	DI2_165_168_L_0							
53 D	17.62	0.000	177.2	88.09	177.2	88.09	V-C	5.4170E+04	-10.30	0.000		
1.000	1.000	88.09	0.000	0.000	DI2_165_168_L_0							
54 D	17.92	0.000	180.6	89.62	180.6	89.62	V-C	5.4170E+04	-10.50	0.000		
1.000	1.000	89.62	0.000	0.000	DI2_165_168_L_0							
55 D	18.23	0.000	183.8	91.15	183.8	91.15	V-C	5.4170E+04	-10.70	0.000		
1.000	1.000	91.15	0.000	0.000	DI2_165_168_L_0							
56 D	18.54	0.000	187.0	92.68	187.0	92.68	V-C	5.4170E+04	-10.90	0.000		
1.000	1.000	92.68	0.000	0.000	DI2_165_168_L_0							
57 D	18.84	0.000	190.3	94.22	190.3	94.22	V-C	5.4170E+04	-11.10	0.000		
1.000	1.000	94.22	0.000	0.000	DI2_165_168_L_0							
58 D	19.15	0.000	193.5	95.76	193.5	95.76	V-C	5.4170E+04	-11.30	0.000		
1.000	1.000	95.76	0.000	0.000	DI2_165_168_L_0							
59 D	19.46	0.000	196.7	97.29	196.7	97.29	V-C	5.4170E+04	-11.50	0.000		
1.000	1.000	97.29	0.000	0.000	DI2_165_168_L_0							
60 D	19.77	0.000	200.0	98.83	200.0	98.83	V-C	5.4170E+04	-11.70	0.000		
1.000	1.000	98.83	0.000	0.000	DI2_165_168_L_0							
61 D	20.07	0.000	203.2	100.4	203.2	100.4	V-C	5.4170E+04	-11.90	0.000		
1.000	1.000	100.4	0.000	0.000	DI2_165_168_L_0							

62 D	20.38	0.000	206.4	101.9	206.4	101.9	V-C	5.4170E+04	-12.10	0.000	
1.000	1.000	101.9	0.000	0.000	DI2_165_168_L_0						
63 D	20.69	0.000	209.8	103.5	209.8	103.5	V-C	5.4170E+04	-12.30	0.000	
1.000	1.000	103.5	0.000	0.000	DI2_165_168_L_0						
64 D	21.00	0.000	213.0	105.0	213.0	105.0	V-C	5.4170E+04	-12.50	0.000	
1.000	1.000	105.0	0.000	0.000	DI2_165_168_L_0						
65 D	21.31	0.000	216.2	106.5	216.2	106.5	V-C	5.4170E+04	-12.70	0.000	
1.000	1.000	106.5	0.000	0.000	DI2_165_168_L_0						
66 D	21.62	0.000	219.5	108.1	219.5	108.1	V-C	5.4170E+04	-12.90	0.000	
1.000	1.000	108.1	0.000	0.000	DI2_165_168_L_0						
67 D	21.93	0.000	222.7	109.6	222.7	109.6	V-C	5.4170E+04	-13.10	0.000	
1.000	1.000	109.6	0.000	0.000	DI2_165_168_L_0						
68 D	22.23	0.000	225.9	111.2	225.9	111.2	V-C	5.4170E+04	-13.30	0.000	
1.000	1.000	111.2	0.000	0.000	DI2_165_168_L_0						
69 D	22.54	0.000	229.2	112.7	229.2	112.7	V-C	5.4170E+04	-13.50	0.000	
1.000	1.000	112.7	0.000	0.000	DI2_165_168_L_0						
70 D	22.85	0.000	232.4	114.3	232.4	114.3	V-C	5.4170E+04	-13.70	0.000	
1.000	1.000	114.3	0.000	0.000	DI2_165_168_L_0						
71 D	23.16	0.000	235.6	115.8	235.6	115.8	V-C	5.4170E+04	-13.90	0.000	
1.000	1.000	115.8	0.000	0.000	DI2_165_168_L_0						
72 D	23.47	0.000	238.9	117.4	238.9	117.4	V-C	5.4170E+04	-14.10	0.000	
1.000	1.000	117.4	0.000	0.000	DI2_165_168_L_0						
73 D	23.78	0.000	242.1	118.9	242.1	118.9	V-C	5.4170E+04	-14.30	0.000	
1.000	1.000	118.9	0.000	0.000	DI2_165_168_L_0						
74 D	24.09	0.000	245.3	120.5	245.3	120.5	V-C	5.4170E+04	-14.50	0.000	
1.000	1.000	120.5	0.000	0.000	DI2_165_168_L_0						
75 D	24.40	0.000	248.6	122.0	248.6	122.0	V-C	5.4170E+04	-14.70	0.000	
1.000	1.000	122.0	0.000	0.000	DI2_165_168_L_0						
76 D	24.71	0.000	251.8	123.6	251.8	123.6	V-C	5.4170E+04	-14.90	0.000	
1.000	1.000	123.6	0.000	0.000	DI2_165_168_L_0						
77 D	25.02	0.000	255.0	125.1	255.0	125.1	V-C	5.4170E+04	-15.10	0.000	
1.000	1.000	125.1	0.000	0.000	DI2_165_168_L_0						
78 D	25.33	0.000	258.3	126.7	258.3	126.7	V-C	5.4170E+04	-15.30	0.000	
1.000	1.000	126.7	0.000	0.000	DI2_165_168_L_0						
79 D	12.82	0.000	261.5	128.2	261.5	128.2	V-C	5.4170E+04	-15.50	0.000	
1.000	1.000	128.2	0.000	0.000	DI2_165_168_L_0						

```
+-------------------------------------------------------------------------------------------------------------------------------+
|                  PARATIEPLUS(TM)   NLS ENGINE RELEASE  2018.0    FULL VERSION  *Build date:Nov 13, 2017*                    |
|                                                                                                                               |
|                                    NewProject.BaseDesignSection_28.SISMICAGEO_1273                                            |
|                                   Exe Time : 4 September 2018 18:06:55                                                        |
+-------------------------------------------------------------------------------------------------------------------------------+
New Project


S T R E S S   R E S U L T S   F O R   G R O U P   N O.   2

0_R                                                          :
ELEMENT TYPE    5 NO.OF ELEMENTS. IN THIS GROUP   79
C U R R E N T   T I M E   I S      1.0000

 HARDENING 2D SOIL ELEMENT

 ****** TOTAL STRESS FORMULATION *****

  EL *   FORCE     DISPL-Y  VERTICAL-P  HORIZON.-P     MAX-V-P     MAX-H-P           STATE   STIFFNESS Z-LEVEL      PORE
E FACTOR    UFACTOR       Peq           Su_a         Su_p     LAYER
 ------------------------------------------------------------------------------------------------------------------------------
-------------------------------------------------------------------------------------------
   1 D  6.6846E-02   0.000       0.000      0.6685       0.000      0.6685            V-C  1.8570E+04   0.000       0.000
1.000       1.000      0.6685       0.000       0.000     DI1_164_167_L_0
   2 D  0.9275       0.000       3.200       4.638       3.200       4.638            V-C  1.8570E+04 -0.2000       0.000
1.000       1.000       4.638       0.000       0.000     DI1_164_167_L_0
   3 D   1.652       0.000       6.400       8.262       6.400       8.262            V-C  1.8570E+04 -0.4000       0.000
1.000       1.000       8.262       0.000       0.000     DI1_164_167_L_0
   4 D   2.276       0.000       9.600       11.38       9.600       11.38            V-C  1.8570E+04 -0.6000       0.000
1.000       1.000       11.38       0.000       0.000     DI1_164_167_L_0
   5 D   2.804       0.000       12.80       14.02       12.80       14.02            V-C  1.8570E+04 -0.8000       0.000
1.000       1.000       14.02       0.000       0.000     DI1_164_167_L_0
   6 D   3.258       0.000       16.00       16.29       16.00       16.29            V-C  1.8570E+04  -1.000       0.000
1.000       1.000       16.29       0.000       0.000     DI1_164_167_L_0
   7 D   3.661       0.000       19.20       18.30       19.20       18.30            V-C  1.8570E+04  -1.200       0.000
1.000       1.000       18.30       0.000       0.000     DI1_164_167_L_0
   8 D   4.029       0.000       22.40       20.14       22.40       20.14            V-C  1.8570E+04  -1.400       0.000
1.000       1.000       20.14       0.000       0.000     DI1_164_167_L_0
   9 D   4.375       0.000       25.60       21.87       25.60       21.87            V-C  1.8570E+04  -1.600       0.000
1.000       1.000       21.87       0.000       0.000     DI1_164_167_L_0
  10 D   4.706       0.000       28.80       23.53       28.80       23.53            V-C  1.8570E+04  -1.800       0.000
1.000       1.000       23.53       0.000       0.000     DI1_164_167_L_0
  11 D   5.028       0.000       32.00       25.14       32.00       25.14            V-C  1.8570E+04  -2.000       0.000
1.000       1.000       25.14       0.000       0.000     DI1_164_167_L_0
  12 D   5.343       0.000       35.20       26.72       35.20       26.72            V-C  1.8570E+04  -2.200       0.000
1.000       1.000       26.72       0.000       0.000     DI1_164_167_L_0
  13 D   5.654       0.000       38.40       28.27       38.40       28.27            V-C  1.8570E+04  -2.400       0.000
1.000       1.000       28.27       0.000       0.000     DI1_164_167_L_0
  14 D   5.961       0.000       41.60       29.81       41.60       29.81            V-C  1.8570E+04  -2.600       0.000
1.000       1.000       29.81       0.000       0.000     DI1_164_167_L_0
  15 D   6.267       0.000       44.80       31.33       44.80       31.33            V-C  1.8570E+04  -2.800       0.000
1.000       1.000       31.33       0.000       0.000     DI1_164_167_L_0
  16 D   6.571       0.000       48.00       32.85       48.00       32.85            V-C  1.8570E+04  -3.000       0.000
1.000       1.000       32.85       0.000       0.000     DI1_164_167_L_0
  17 D   6.873       0.000       51.20       34.37       51.20       34.37            V-C  1.8570E+04  -3.200       0.000
1.000       1.000       34.37       0.000       0.000     DI1_164_167_L_0
  18 D   7.175       0.000       54.40       35.88       54.40       35.88            V-C  1.8570E+04  -3.400       0.000
1.000       1.000       35.88       0.000       0.000     DI1_164_167_L_0
  19 D   7.477       0.000       57.60       37.38       57.60       37.38            V-C  1.8570E+04  -3.600       0.000
1.000       1.000       37.38       0.000       0.000     DI1_164_167_L_0
  20 D   7.778       0.000       60.80       38.89       60.80       38.89            V-C  1.8570E+04  -3.800       0.000
1.000       1.000       38.89       0.000       0.000     DI1_164_167_L_0
  21 D   8.078       0.000       64.00       40.39       64.00       40.39            V-C  1.8570E+04  -4.000       0.000
1.000       1.000       40.39       0.000       0.000     DI1_164_167_L_0
  22 D   8.379       0.000       67.20       41.89       67.20       41.89            V-C  1.8570E+04  -4.200       0.000
1.000       1.000       41.89       0.000       0.000     DI1_164_167_L_0
  23 D   8.679       0.000       70.40       43.40       70.40       43.40            V-C  1.8570E+04  -4.400       0.000
1.000       1.000       43.40       0.000       0.000     DI1_164_167_L_0
  24 D   8.980       0.000       73.60       44.90       73.60       44.90            V-C  1.8570E+04  -4.600       0.000
1.000       1.000       44.90       0.000       0.000     DI1_164_167_L_0
```

25 D	9.280	0.000	76.80	46.40	76.80	46.40	V-C	1.8570E+04	-4.800	0.000		
1.000	1.000	46.40	0.000	0.000	DI1_164_167_L_0							
26 D	9.581	0.000	80.00	47.90	80.00	47.90	V-C	3.9972E+04	-5.000	0.000		
1.000	1.000	47.90	0.000	0.000	DI2_165_168_L_0							
27 D	9.882	0.000	83.20	49.41	83.20	49.41	V-C	3.9972E+04	-5.200	0.000		
1.000	1.000	49.41	0.000	0.000	DI2_165_168_L_0							
28 D	10.18	0.000	86.40	50.91	86.40	50.91	V-C	3.9972E+04	-5.400	0.000		
1.000	1.000	50.91	0.000	0.000	DI2_165_168_L_0							
29 D	10.48	0.000	89.60	52.42	89.60	52.42	V-C	3.9972E+04	-5.600	0.000		
1.000	1.000	52.42	0.000	0.000	DI2_165_168_L_0							
30 D	10.78	0.000	92.80	53.92	92.80	53.92	V-C	3.9972E+04	-5.800	0.000		
1.000	1.000	53.92	0.000	0.000	DI2_165_168_L_0							
31 D	11.09	0.000	96.00	55.43	96.00	55.43	V-C	3.9972E+04	-6.000	0.000		
1.000	1.000	55.43	0.000	0.000	DI2_165_168_L_0							
32 D	11.39	0.000	99.20	56.94	99.20	56.94	V-C	3.9972E+04	-6.200	0.000		
1.000	1.000	56.94	0.000	0.000	DI2_165_168_L_0							
33 D	11.69	0.000	102.4	58.44	102.4	58.44	V-C	3.9972E+04	-6.400	0.000		
1.000	1.000	58.44	0.000	0.000	DI2_165_168_L_0							
34 D	11.99	0.000	105.6	59.95	105.6	59.95	V-C	3.9972E+04	-6.600	0.000		
1.000	1.000	59.95	0.000	0.000	DI2_165_168_L_0							
35 D	12.29	0.000	108.8	61.46	108.8	61.46	V-C	3.9972E+04	-6.800	0.000		
1.000	1.000	61.46	0.000	0.000	DI2_165_168_L_0							
36 D	12.60	0.000	112.0	62.98	112.0	62.98	V-C	3.9972E+04	-7.000	0.000		
1.000	1.000	62.98	0.000	0.000	DI2_165_168_L_0							
37 D	12.90	0.000	115.2	64.49	115.2	64.49	V-C	3.9972E+04	-7.200	0.000		
1.000	1.000	64.49	0.000	0.000	DI2_165_168_L_0							
38 D	13.20	0.000	118.4	66.00	118.4	66.00	V-C	3.9972E+04	-7.400	0.000		
1.000	1.000	66.00	0.000	0.000	DI2_165_168_L_0							
39 D	13.50	0.000	121.6	67.52	121.6	67.52	V-C	3.9972E+04	-7.600	0.000		
1.000	1.000	67.52	0.000	0.000	DI2_165_168_L_0							
40 D	13.81	0.000	124.8	69.03	124.8	69.03	V-C	3.9972E+04	-7.800	0.000		
1.000	1.000	69.03	0.000	0.000	DI2_165_168_L_0							
41 D	14.11	0.000	128.0	70.55	128.0	70.55	V-C	3.9972E+04	-8.000	0.000		
1.000	1.000	70.55	0.000	0.000	DI2_165_168_L_0							
42 D	14.41	0.000	131.2	72.07	131.2	72.07	V-C	3.9972E+04	-8.200	0.000		
1.000	1.000	72.07	0.000	0.000	DI2_165_168_L_0							
43 D	14.72	0.000	134.4	73.59	134.4	73.59	V-C	3.9972E+04	-8.400	0.000		
1.000	1.000	73.59	0.000	0.000	DI2_165_168_L_0							
44 D	15.02	0.000	137.6	75.11	137.6	75.11	V-C	3.9972E+04	-8.600	0.000		
1.000	1.000	75.11	0.000	0.000	DI2_165_168_L_0							
45 D	15.33	0.000	140.8	76.63	140.8	76.63	V-C	3.9972E+04	-8.800	0.000		
1.000	1.000	76.63	0.000	0.000	DI2_165_168_L_0							
46 D	15.63	0.000	144.0	78.16	144.0	78.16	V-C	3.9972E+04	-9.000	0.000		
1.000	1.000	78.16	0.000	0.000	DI2_165_168_L_0							
47 D	11.95	0.000	147.2	79.68	147.2	79.68	V-C	3.9972E+04	-9.200	0.000		
1.000	1.000	79.68	0.000	0.000	DI2_165_168_L_0							
48 D	12.07	0.000	148.8	80.44	148.8	80.44	V-C	3.9972E+04	-9.300	0.000		
1.000	1.000	80.44	0.000	0.000	DI2_165_168_L_0							
49 D	16.39	0.000	152.0	81.97	152.0	81.97	V-C	3.9972E+04	-9.500	0.000		
1.000	1.000	81.97	0.000	0.000	DI2_165_168_L_0							
50 D	16.70	0.000	155.2	83.50	155.2	83.50	V-C	3.9972E+04	-9.700	0.000		
1.000	1.000	83.50	0.000	0.000	DI2_165_168_L_0							
51 D	17.00	0.000	158.4	85.02	158.4	85.02	V-C	3.9972E+04	-9.900	0.000		
1.000	1.000	85.02	0.000	0.000	DI2_165_168_L_0							
52 D	17.31	0.000	161.6	86.55	161.6	86.55	V-C	3.9972E+04	-10.10	0.000		
1.000	1.000	86.55	0.000	0.000	DI2_165_168_L_0							
53 D	17.62	0.000	164.8	88.09	164.8	88.09	V-C	3.9972E+04	-10.30	0.000		
1.000	1.000	88.09	0.000	0.000	DI2_165_168_L_0							
54 D	17.92	0.000	168.0	89.62	168.0	89.62	V-C	3.9972E+04	-10.50	0.000		
1.000	1.000	89.62	0.000	0.000	DI2_165_168_L_0							
55 D	18.23	0.000	171.2	91.15	171.2	91.15	V-C	3.9972E+04	-10.70	0.000		
1.000	1.000	91.15	0.000	0.000	DI2_165_168_L_0							
56 D	18.54	0.000	174.4	92.68	174.4	92.68	V-C	3.9972E+04	-10.90	0.000		
1.000	1.000	92.68	0.000	0.000	DI2_165_168_L_0							
57 D	18.84	0.000	177.6	94.22	177.6	94.22	V-C	3.9972E+04	-11.10	0.000		
1.000	1.000	94.22	0.000	0.000	DI2_165_168_L_0							
58 D	19.15	0.000	180.8	95.76	180.8	95.76	V-C	3.9972E+04	-11.30	0.000		
1.000	1.000	95.76	0.000	0.000	DI2_165_168_L_0							
59 D	19.46	0.000	184.0	97.29	184.0	97.29	V-C	3.9972E+04	-11.50	0.000		
1.000	1.000	97.29	0.000	0.000	DI2_165_168_L_0							
60 D	19.77	0.000	187.2	98.83	187.2	98.83	V-C	3.9972E+04	-11.70	0.000		
1.000	1.000	98.83	0.000	0.000	DI2_165_168_L_0							
61 D	20.07	0.000	190.4	100.4	190.4	100.4	V-C	3.9972E+04	-11.90	0.000		
1.000	1.000	100.4	0.000	0.000	DI2_165_168_L_0							

62 D	20.38	0.000	193.6	101.9	193.6	101.9	V-C	3.9972E+04	-12.10	0.000
1.000	1.000	101.9	0.000	0.000	DI2_165_168_L_0					
63 D	20.69	0.000	196.8	103.5	196.8	103.5	V-C	3.9972E+04	-12.30	0.000
1.000	1.000	103.5	0.000	0.000	DI2_165_168_L_0					
64 D	21.00	0.000	200.0	105.0	200.0	105.0	V-C	3.9972E+04	-12.50	0.000
1.000	1.000	105.0	0.000	0.000	DI2_165_168_L_0					
65 D	21.31	0.000	203.2	106.5	203.2	106.5	V-C	3.9972E+04	-12.70	0.000
1.000	1.000	106.5	0.000	0.000	DI2_165_168_L_0					
66 D	21.62	0.000	206.4	108.1	206.4	108.1	V-C	3.9972E+04	-12.90	0.000
1.000	1.000	108.1	0.000	0.000	DI2_165_168_L_0					
67 D	21.93	0.000	209.6	109.6	209.6	109.6	V-C	3.9972E+04	-13.10	0.000
1.000	1.000	109.6	0.000	0.000	DI2_165_168_L_0					
68 D	22.23	0.000	212.8	111.2	212.8	111.2	V-C	3.9972E+04	-13.30	0.000
1.000	1.000	111.2	0.000	0.000	DI2_165_168_L_0					
69 D	22.54	0.000	216.0	112.7	216.0	112.7	V-C	3.9972E+04	-13.50	0.000
1.000	1.000	112.7	0.000	0.000	DI2_165_168_L_0					
70 D	22.85	0.000	219.2	114.3	219.2	114.3	V-C	3.9972E+04	-13.70	0.000
1.000	1.000	114.3	0.000	0.000	DI2_165_168_L_0					
71 D	23.16	0.000	222.4	115.8	222.4	115.8	V-C	3.9972E+04	-13.90	0.000
1.000	1.000	115.8	0.000	0.000	DI2_165_168_L_0					
72 D	23.47	0.000	225.6	117.4	225.6	117.4	V-C	3.9972E+04	-14.10	0.000
1.000	1.000	117.4	0.000	0.000	DI2_165_168_L_0					
73 D	23.78	0.000	228.8	118.9	228.8	118.9	V-C	3.9972E+04	-14.30	0.000
1.000	1.000	118.9	0.000	0.000	DI2_165_168_L_0					
74 D	24.09	0.000	232.0	120.5	232.0	120.5	V-C	3.9972E+04	-14.50	0.000
1.000	1.000	120.5	0.000	0.000	DI2_165_168_L_0					
75 D	24.40	0.000	235.2	122.0	235.2	122.0	V-C	3.9972E+04	-14.70	0.000
1.000	1.000	122.0	0.000	0.000	DI2_165_168_L_0					
76 D	24.71	0.000	238.4	123.6	238.4	123.6	V-C	3.9972E+04	-14.90	0.000
1.000	1.000	123.6	0.000	0.000	DI2_165_168_L_0					
77 D	25.02	0.000	241.6	125.1	241.6	125.1	V-C	3.9972E+04	-15.10	0.000
1.000	1.000	125.1	0.000	0.000	DI2_165_168_L_0					
78 D	25.33	0.000	244.8	126.7	244.8	126.7	V-C	3.9972E+04	-15.30	0.000
1.000	1.000	126.7	0.000	0.000	DI2_165_168_L_0					
79 D	12.82	0.000	248.0	128.2	248.0	128.2	V-C	3.9972E+04	-15.50	0.000
1.000	1.000	128.2	0.000	0.000	DI2_165_168_L_0					

```
+-------------------------------------------------------------------------------------------------------------------------+
|                   PARATIEPLUS(TM)   NLS ENGINE RELEASE  2018.0    FULL VERSION  *Build date:Nov 13, 2017*               |
|                                                                                                                         |
|                                    NewProject.BaseDesignSection_28.SISMICAGEO_1273                                      |
|                                   Exe Time : 4 September 2018 18:06:55                                                  |
+-------------------------------------------------------------------------------------------------------------------------+
New Project


S T R E S S   R E S U L T S   F O R   G R O U P   N O.   3

WallElement_33                                                :
ELEMENT TYPE    2 NO.OF ELEMENTS. IN THIS GROUP   78
C U R R E N T   T I M E   I S     1.0000

 WALL2D ELEMENT

   EL      TA          TB          MA          MB
-----------------------------------------------------
    1  0.0000      0.0000      0.0000      0.0000
    2  0.0000      0.0000      0.0000      0.0000
    3  0.0000      0.0000      0.0000      0.0000
    4  0.0000      0.0000      0.0000      0.0000
    5  0.0000      0.0000      0.0000      0.0000
    6  0.0000      0.0000      0.0000      0.0000
    7  0.0000      0.0000      0.0000      0.0000
    8  0.0000      0.0000      0.0000      0.0000
    9  0.0000      0.0000      0.0000      0.0000
   10  0.0000      0.0000      0.0000      0.0000
   11  0.0000      0.0000      0.0000      0.0000
   12  0.0000      0.0000      0.0000      0.0000
   13  0.0000      0.0000      0.0000      0.0000
   14  0.0000      0.0000      0.0000      0.0000
   15  0.0000      0.0000      0.0000      0.0000
   16  0.0000      0.0000      0.0000      0.0000
   17  0.0000      0.0000      0.0000      0.0000
   18  0.0000      0.0000      0.0000      0.0000
   19  0.0000      0.0000      0.0000      0.0000
   20  0.0000      0.0000      0.0000      0.0000
   21  0.0000      0.0000      0.0000      0.0000
   22  0.0000      0.0000      0.0000      0.0000
   23  0.0000      0.0000      0.0000      0.0000
   24  0.0000      0.0000      0.0000      0.0000
   25  0.0000      0.0000      0.0000      0.0000
   26  0.0000      0.0000      0.0000      0.0000
   27  0.0000      0.0000      0.0000      0.0000
   28  0.0000      0.0000      0.0000      0.0000
   29  0.0000      0.0000      0.0000      0.0000
   30  0.0000      0.0000      0.0000      0.0000
   31  0.0000      0.0000      0.0000      0.0000
   32  0.0000      0.0000      0.0000      0.0000
   33  0.0000      0.0000      0.0000      0.0000
   34  0.0000      0.0000      0.0000      0.0000
   35  0.0000      0.0000      0.0000      0.0000
   36  0.0000      0.0000      0.0000      0.0000
   37  0.0000      0.0000      0.0000      0.0000
   38  0.0000      0.0000      0.0000      0.0000
   39  0.0000      0.0000      0.0000      0.0000
   40  0.0000      0.0000      0.0000      0.0000
   41  0.0000      0.0000      0.0000      0.0000
   42  0.0000      0.0000      0.0000      0.0000
   43  0.0000      0.0000      0.0000      0.0000
   44  0.0000      0.0000      0.0000      0.0000
   45  0.0000      0.0000      0.0000      0.0000
   46  0.0000      0.0000      0.0000      0.0000
   47  0.0000      0.0000      0.0000      0.0000
   48  0.0000      0.0000      0.0000      0.0000
   49  0.0000      0.0000      0.0000      0.0000
   50  0.0000      0.0000      0.0000      0.0000
   51  0.0000      0.0000      0.0000      0.0000
   52  0.0000      0.0000      0.0000      0.0000
```

53	0.0000	0.0000	0.0000	0.0000
54	0.0000	0.0000	0.0000	0.0000
55	0.0000	0.0000	0.0000	0.0000
56	0.0000	0.0000	0.0000	0.0000
57	0.0000	0.0000	0.0000	0.0000
58	0.0000	0.0000	0.0000	0.0000
59	0.0000	0.0000	0.0000	0.0000
60	0.0000	0.0000	0.0000	0.0000
61	0.0000	0.0000	0.0000	0.0000
62	0.0000	0.0000	0.0000	0.0000
63	0.0000	0.0000	0.0000	0.0000
64	0.0000	0.0000	0.0000	0.0000
65	0.0000	0.0000	0.0000	0.0000
66	0.0000	0.0000	0.0000	0.0000
67	0.0000	0.0000	0.0000	0.0000
68	0.0000	0.0000	0.0000	0.0000
69	0.0000	0.0000	0.0000	0.0000
70	0.0000	0.0000	0.0000	0.0000
71	0.0000	0.0000	0.0000	0.0000
72	0.0000	0.0000	0.0000	0.0000
73	0.0000	0.0000	0.0000	0.0000
74	0.0000	0.0000	0.0000	0.0000
75	0.0000	0.0000	0.0000	0.0000
76	0.0000	0.0000	0.0000	0.0000
77	0.0000	0.0000	0.0000	0.0000
78	0.0000	0.0000	0.0000	0.0000

```
+-------------------------------------------------------------------------------------------------------------------------------+
|                   PARATIEPLUS(TM)   NLS ENGINE RELEASE  2018.0    FULL VERSION  *Build date:Nov 13, 2017*                     |
|                                                                                                                               |
|                                    NewProject.BaseDesignSection_28.SISMICAGEO_1273                                            |
|                                   Exe Time : 4 September 2018 18:06:55                                                        |
+-------------------------------------------------------------------------------------------------------------------------------+
New Project


S T R E S S   R E S U L T S   F O R   G R O U P   N O.   4

WallElement_New_76649                                          :
ELEMENT TYPE    2 NO.OF ELEMENTS. IN THIS GROUP   47
C U R R E N T   T I M E   I S      1.0000

 WALL2D ELEMENT

   EL      TA          TB          MA          MB
-----------------------------------------------------

***** NO ONE ELEMENT ACTIVE AT CURRENT STEP *****
```

```
+-------------------------------------------------------------------------------------------------------------------------+
|                   PARATIEPLUS(TM)   NLS ENGINE RELEASE  2018.0    FULL VERSION  *Build date:Nov 13, 2017*               |
|                                                                                                                         |
|                                    NewProject.BaseDesignSection_28.SISMICAGEO_1273                                      |
|                                   Exe Time : 4 September 2018 18:06:55                                                  |
+-------------------------------------------------------------------------------------------------------------------------+
New Project


S T R E S S   R E S U L T S   F O R   G R O U P   N O.   5

Tieback_175                                                :
ELEMENT TYPE    6 NO.OF ELEMENTS. IN THIS GROUP    1
C U R R E N T   T I M E   I S      1.0000

 POST-TENSION 2D-BOUNDARY ELEMENT

         EL    FORCE          d0          EDISPL     pl. eps          K     -ve limit   +ve limit
-----------------------------------------------------------------------------------------------------

***** NO ONE ELEMENT ACTIVE AT CURRENT STEP *****

ITER     0 RNORM = 0.000     RMNORM= 0.000
           RINORM=0.3432E+05 RIMNOR= 0.000
           RENORM= 79.93     REMNOR= 0.000     RATIO =0.4826E-01 TOLER =0.1000E-03  NOT CONVERGED
           RFMAX = 25.33     RMMAX = 0.000
           RTSMAL=0.1000E-03 RMSMAL= 0.000
           RDT   =0.3432E+05 RDR   = 0.000
           RATIOT=0.4826E-01 RATIOR= 0.000
           MAX UN= 3.258     IEQ=    26 NODE      6 DOF   1  Y-DISPL.F
           MIN UN= 0.000     IEQ=     2 NODE      1 DOF   2   X-ROT. F
           NO. OF CONTACT CONSTRAINT VIOLATIONS     0


ITER     2 RNORM = 0.000     RMNORM= 0.000
           RINORM=0.3432E+05 RIMNOR= 0.000
           RENORM=0.5560     REMNOR=0.1277E-20 RATIO =0.4025E-02 TOLER =0.1000E-03  NOT CONVERGED
           RFMAX = 25.33     RMMAX = 0.000
           RTSMAL=0.1000E-03 RMSMAL= 0.000
           RDT   =0.3432E+05 RDR   = 0.000
           RATIOT=0.4025E-02 RATIOR= 0.000
           MAX UN=0.5815     IEQ=     1 NODE      1 DOF   1  Y-DISPL.F
           MIN UN=-.2189E-09 IEQ=    16 NODE      4 DOF   1  Y-DISPL.F
           NO. OF CONTACT CONSTRAINT VIOLATIONS     0


ITER     3 RNORM = 0.000     RMNORM= 0.000
           RINORM=0.3432E+05 RIMNOR= 0.000
           RENORM=0.4308E-02 REMNOR=0.2237E-21 RATIO =0.3543E-03 TOLER =0.1000E-03  NOT CONVERGED
           RFMAX = 25.33     RMMAX = 0.000
           RTSMAL=0.1000E-03 RMSMAL= 0.000
           RDT   =0.3432E+05 RDR   = 0.000
           RATIOT=0.3543E-03 RATIOR= 0.000
           MAX UN=0.6563E-01 IEQ=    11 NODE      3 DOF   1  Y-DISPL.F
           MIN UN=-.5065E-06 IEQ=   208 NODE     42 DOF   3  Y-DISPL.S
           NO. OF CONTACT CONSTRAINT VIOLATIONS     0


ITER     4 RNORM = 0.000     RMNORM= 0.000
           RINORM=0.3432E+05 RIMNOR= 0.000
           RENORM=0.4808E-11 REMNOR=0.2330E-21 RATIO =0.1184E-07 TOLER =0.1000E-03      CONVERGED !
           RFMAX = 25.33     RMMAX = 0.000
           RTSMAL=0.1000E-03 RMSMAL= 0.000
           RDT   =0.3432E+05 RDR   = 0.000
           RATIOT=0.1184E-07 RATIOR= 0.000
           MAX UN=0.7922E-06 IEQ=     3 NODE      1 DOF   3  Y-DISPL.S
           MIN UN=-.3012E-07 IEQ=   213 NODE     43 DOF   3  Y-DISPL.S
           NO. OF CONTACT CONSTRAINT VIOLATIONS     0
```

```
+-------------------------------------------------------------------------------------------------------------------------+
|                   PARATIEPLUS(TM)   NLS ENGINE RELEASE  2018.0    FULL VERSION  *Build date:Nov 13, 2017*               |
|                                                                                                                         |
|                                    NewProject.BaseDesignSection_28.SISMICAGEO_1273                                      |
|                                   Exe Time : 4 September 2018 18:06:55                                                  |
+-------------------------------------------------------------------------------------------------------------------------+
New Project
SOLUTION REACHED USING     4 ITERATIONS ON   40

P R I N T   O U T   F O R   T I M E   S T E P   2     ( AT TIME   2.000     )

PRINT OUT OF ACTIVE COMPONENTS (FIXED NODES ARE NOT PRINTED OUT)
```

	Y-DISPL.F (02)	X-ROT. F (04)	Y-DISPL.S (08)	X-ROT. S (10)	Y-FORCE (14)	GAP	C-FORCE
1	1.7427007E-04	-2.9310540E-05	1.7427007E-04	0.000000	-2.1428187E-16	2.7105054E-20	-7.9215642E-07
2	1.6840797E-04	-2.9310537E-05	1.6840797E-04	0.000000	-1.0174119E-16	0.000000	-7.5223292E-07
3	1.6254600E-04	-2.9308380E-05	1.6254600E-04	0.000000	-9.6341454E-17	2.7105054E-20	-7.1230946E-07
4	1.5668520E-04	-2.9297512E-05	1.5668520E-04	0.000000	-9.0946536E-17	0.000000	-6.7242164E-07
5	1.5082849E-04	-2.9264288E-05	1.5082849E-04	0.000000	-8.5580108E-17	2.7105054E-20	-6.3274445E-07
6	1.4498251E-04	-2.9185601E-05	1.4498251E-04	0.000000	-8.0268881E-17	-8.1315163E-20	-5.9347540E-07
7	1.3915940E-04	-2.9029689E-05	1.3915940E-04	0.000000	-7.5037554E-17	0.000000	-5.5479711E-07
8	1.3337731E-04	-2.8773691E-05	1.3337731E-04	0.000000	-6.9908938E-17	-2.7105054E-20	-5.1687821E-07
9	1.2765653E-04	-2.8418476E-05	1.2765653E-04	0.000000	-6.4903852E-17	-2.7105054E-20	-4.7987264E-07
10	1.2201577E-04	-2.7975500E-05	1.2201577E-04	0.000000	-6.0040362E-17	-2.7105054E-20	-4.4391398E-07
11	1.1647146E-04	-2.7455674E-05	1.1647146E-04	0.000000	-5.5333756E-17	0.000000	-4.0911525E-07
12	1.1103794E-04	-2.6869158E-05	1.1103794E-04	0.000000	-5.0796750E-17	0.000000	-3.7557047E-07
13	1.0572762E-04	-2.6225256E-05	1.0572762E-04	0.000000	-4.6439687E-17	0.000000	-3.4335612E-07
14	1.0055111E-04	-2.5532367E-05	1.0055111E-04	0.000000	-4.2270737E-17	-2.7105054E-20	-3.1253261E-07
15	9.5517442E-05	-2.4797955E-05	9.5517442E-05	0.000000	-3.8296078E-17	1.3552527E-20	-2.8314560E-07
16	9.0634259E-05	-2.4028550E-05	9.0634259E-05	0.000000	-3.4520338E-17	-1.3552527E-20	-2.5522740E-07
17	8.5907959E-05	-2.3229740E-05	8.5907959E-05	0.000000	-3.0945680E-17	-1.3552527E-20	-2.2879803E-07
18	8.1343987E-05	-2.2406205E-05	8.1343987E-05	0.000000	-2.7573469E-17	1.3552527E-20	-2.0386699E-07
19	7.6946874E-05	-2.1561708E-05	7.6946874E-05	0.000000	-2.4404043E-17	-2.7105054E-20	-1.8043355E-07
20	7.2720509E-05	-2.0699137E-05	7.2720509E-05	0.000000	-2.1435749E-17	0.000000	-1.5848838E-07
21	6.8668309E-05	-1.9820527E-05	6.8668309E-05	0.000000	-1.8666635E-17	0.000000	-1.3801453E-07
22	6.4793308E-05	-1.8927075E-05	6.4793308E-05	0.000000	-1.6093383E-17	-1.3552527E-20	-1.1898792E-07
23	6.1098441E-05	-1.8019198E-05	6.1098441E-05	0.000000	-1.3711721E-17	-2.7105054E-20	-1.0137888E-07
24	5.7586614E-05	-1.7096541E-05	5.7586614E-05	0.000000	-1.1517071E-17	-6.7762636E-21	-8.5152529E-08
25	5.4260882E-05	-1.6158023E-05	5.4260882E-05	0.000000	-9.5041258E-18	-1.3552527E-20	-7.0269634E-08
26	5.1124581E-05	-1.5201870E-05	5.1124581E-05	0.000000	-7.6670164E-18	-1.3552527E-20	-5.6687302E-08
27	4.8181018E-05	-1.4232674E-05	4.8181018E-05	0.000000	-5.9996228E-18	6.7762636E-21	-4.4359163E-08
28	4.5431691E-05	-1.3261010E-05	4.5431691E-05	0.000000	-4.4949326E-18	-6.7762636E-21	-3.3233748E-08
29	4.2876163E-05	-1.2296107E-05	4.2876163E-05	0.000000	-3.1453431E-18	-6.7762636E-21	-2.3255419E-08
30	4.0512267E-05	-1.1345917E-05	4.0512267E-05	0.000000	-1.9429237E-18	6.7762636E-21	-1.4365207E-08
31	3.8336363E-05	-1.0417217E-05	3.8336363E-05	0.000000	-8.7938203E-19	-6.7762636E-21	-6.5018505E-09
32	3.6343578E-05	-9.5156995E-06	3.6343578E-05	0.000000	5.3735108E-20	-1.3552527E-20	3.9729904E-10
33	3.4527969E-05	-8.6460479E-06	3.4527969E-05	0.000000	8.6502400E-19	-1.3552527E-20	6.3956442E-09
34	3.2882782E-05	-7.8120476E-06	3.2882782E-05	0.000000	1.5630346E-18	-6.7762636E-21	1.1556458E-08
35	3.1400576E-05	-7.0166520E-06	3.1400576E-05	0.000000	2.1562474E-18	-6.7762636E-21	1.5942437E-08
36	3.0073400E-05	-6.2620679E-06	3.0073400E-05	0.000000	2.6529715E-18	6.7762636E-21	1.9615166E-08
37	2.8892932E-05	-5.5498349E-06	2.8892932E-05	0.000000	3.0613618E-18	-3.3881318E-21	2.2634664E-08
38	2.7850587E-05	-4.8808844E-06	2.7850587E-05	0.000000	3.3892935E-18	6.7762636E-21	2.5059091E-08
39	2.6937665E-05	-4.2556300E-06	2.6937665E-05	0.000000	3.6442796E-18	0.000000	2.6944357E-08
40	2.6145425E-05	-3.6740170E-06	2.6145425E-05	0.000000	3.8335772E-18	3.3881318E-21	2.8343949E-08
41	2.5465179E-05	-3.1355870E-06	2.5465179E-05	0.000000	3.9640654E-18	3.3881318E-21	2.9308726E-08
42	2.4888365E-05	-2.6395338E-06	2.4888365E-05	0.000000	4.0422493E-18	-1.0164395E-20	2.9886788E-08
43	2.4406614E-05	-2.1847554E-06	2.4406614E-05	0.000000	4.0742479E-18	-6.7762636E-21	3.0123372E-08
44	2.4011801E-05	-1.7699020E-06	2.4011801E-05	0.000000	4.0657550E-18	6.7762636E-21	3.0060805E-08
45	2.3696096E-05	-1.3934219E-06	2.3696096E-05	0.000000	4.0221591E-18	6.7762636E-21	2.9738471E-08
46	2.3451991E-05	-1.0535940E-06	2.3451991E-05	0.000000	3.9483888E-18	-6.7762636E-21	2.9192820E-08
47	2.3272338E-05	-7.4857540E-07	2.3272338E-05	0.000000	8.5540898E-19	3.3881318E-21	2.8457399E-08
48	2.3204546E-05	-6.0857243E-07	2.3204546E-05	0.000000	8.4250852E-19	-6.7762636E-21	2.8028232E-08
49	2.3108992E-05	-3.5210658E-07	2.3108992E-05	0.000000	3.6605877E-18	0.000000	2.7064933E-08
50	2.3061713E-05	-1.2548706E-07	2.3061713E-05	0.000000	3.5143125E-18	0.000000	2.5983432E-08
51	2.3056945E-05	7.3340036E-08	2.3056945E-05	0.000000	3.3552852E-18	0.000000	2.4807647E-08
52	2.3089334E-05	2.4643363E-07	2.3089334E-05	0.000000	3.1863976E-18	3.3881318E-21	2.3558959E-08
53	2.3153939E-05	3.9583852E-07	2.3153939E-05	0.000000	3.0102136E-18	0.000000	2.2256325E-08
54	2.3246224E-05	5.2356876E-07	2.3246224E-05	0.000000	2.8289858E-18	-1.3552527E-20	2.0916399E-08
55	2.3362053E-05	6.3159325E-07	2.3362053E-05	0.000000	2.6446728E-18	-3.3881318E-21	1.9553661E-08

56	2.3497675E-05	7.2182351E-07	2.3497675E-05	0.000000	2.4589565E-18	-3.3881318E-21	1.8180548E-08
57	2.3649719E-05	7.9610334E-07	2.3649719E-05	0.000000	2.2732605E-18	6.7762636E-21	1.6807586E-08
58	2.3815171E-05	8.5620018E-07	2.3815171E-05	0.000000	2.0887680E-18	0.000000	1.5443521E-08
59	2.3991365E-05	9.0379809E-07	2.3991365E-05	0.000000	1.9064400E-18	6.7762636E-21	1.4095461E-08
60	2.4175963E-05	9.4049200E-07	2.4175963E-05	0.000000	1.7270333E-18	-3.3881318E-21	1.2768999E-08
61	2.4366935E-05	9.6778330E-07	2.4366935E-05	0.000000	1.5511185E-18	3.3881318E-21	1.1468354E-08
62	2.4562543E-05	9.8707635E-07	2.4562543E-05	0.000000	1.3790969E-18	6.7762636E-21	1.0196495E-08
63	2.4761320E-05	9.9967600E-07	2.4761320E-05	0.000000	1.2112185E-18	-3.3881318E-21	8.9552693E-09
64	2.4962048E-05	1.0067859E-06	2.4962048E-05	0.000000	1.0475985E-18	-3.3881318E-21	7.7455272E-09
65	2.5163741E-05	1.0095072E-06	2.5163741E-05	0.000000	8.8823317E-19	0.000000	6.5672436E-09
66	2.5365625E-05	1.0088384E-06	2.5365625E-05	0.000000	7.3301682E-19	3.3881318E-21	5.4196355E-09
67	2.5567111E-05	1.0056748E-06	2.5567111E-05	0.000000	5.8175661E-19	-6.7762636E-21	4.3012775E-09
68	2.5767781E-05	1.0008090E-06	2.5767781E-05	0.000000	4.3418805E-19	3.3881318E-21	3.2102142E-09
69	2.5967367E-05	9.9493088E-07	2.5967367E-05	0.000000	2.8998972E-19	6.7762636E-21	2.1440689E-09
70	2.6165725E-05	9.8862888E-07	2.6165725E-05	0.000000	1.4879771E-19	0.000000	1.1001512E-09
71	2.6362822E-05	9.8239010E-07	2.6362822E-05	0.000000	1.0219693E-20	0.000000	7.5560354E-11
72	2.6558711E-05	9.7660128E-07	2.6558711E-05	0.000000	-1.2615122E-19	-6.7762636E-21	-9.3271208E-10
73	2.6753512E-05	9.7154946E-07	2.6753512E-05	0.000000	-2.6072298E-19	6.7762636E-21	-1.9276822E-09
74	2.6947393E-05	9.6742265E-07	2.6947393E-05	0.000000	-3.9389122E-19	-6.7762636E-21	-2.9122754E-09
75	2.7140549E-05	9.6431043E-07	2.7140549E-05	0.000000	-5.2598668E-19	-6.7762636E-21	-3.8892285E-09
76	2.7333174E-05	9.6220454E-07	2.7333174E-05	0.000000	-6.5740356E-19	3.3881318E-21	-4.8609456E-09
77	2.7525481E-05	9.6099887E-07	2.7525481E-05	0.000000	-7.8846486E-19	3.3881318E-21	-5.8295963E-09
78	2.7717620E-05	9.6049042E-07	2.7717620E-05	0.000000	-9.1934054E-19	6.7762636E-21	-6.7967294E-09
79	2.7909713E-05	9.6037904E-07	2.7909713E-05	0.000000	-2.1003522E-18	0.000000	-7.7634208E-09

```
+-------------------------------------------------------------------------------------------------------------------------------+
|                   PARATIEPLUS(TM)   NLS ENGINE RELEASE  2018.0    FULL VERSION  *Build date:Nov 13, 2017*                    |
|                                                                                                                               |
|                                    NewProject.BaseDesignSection_28.SISMICAGEO_1273                                            |
|                                   Exe Time : 4 September 2018 18:06:55                                                        |
+-------------------------------------------------------------------------------------------------------------------------------+
New Project


S T R E S S   R E S U L T S   F O R   G R O U P   N O.   1

0_L                                                              :
ELEMENT TYPE    5 NO.OF ELEMENTS. IN THIS GROUP   79
C U R R E N T   T I M E   I S      2.0000

 HARDENING 2D SOIL ELEMENT

 ****** TOTAL STRESS FORMULATION *****

  EL *   FORCE     DISPL-Y  VERTICAL-P  HORIZON.-P     MAX-V-P     MAX-H-P           STATE   STIFFNESS Z-LEVEL      PORE
E FACTOR    UFACTOR       Peq           Su_a         Su_p     LAYER
 ------------------------------------------------------------------------------------------------------------------------------
-------------------------------------------------------------------------------------------
   1 D  2.5790E-04 -1.7427E-04  6.3056E-03  2.5790E-03  6.3056E-03  0.6685          ACTIVE   0.000       0.000       0.000
1.000       1.000      2.5790E-03   0.000       0.000     DI1_164_167_L_0
   2 D  0.2650     -1.6841E-04   3.240       1.325       3.240       4.638          ACTIVE   0.000      -0.2000      0.000
1.000       1.000       1.325       0.000       0.000     DI1_164_167_L_0
   3 D  0.5429     -1.6255E-04   6.637       2.714       6.637       8.262          ACTIVE   0.000      -0.4000      0.000
1.000       1.000       2.714       0.000       0.000     DI1_164_167_L_0
   4 D  1.138      -1.5669E-04   10.24       5.692       10.24       11.38           UL-RL  3.6310E+04 -0.6000      0.000
1.000       1.000       5.692       0.000       0.000     DI1_164_167_L_0
   5 D  1.709      -1.5083E-04   14.00       8.544       14.00       14.02           UL-RL  3.6310E+04 -0.8000      0.000
1.000       1.000       8.544       0.000       0.000     DI1_164_167_L_0
   6 D  2.205      -1.4498E-04   17.83       11.03       17.83       16.29           UL-RL  3.6310E+04  -1.000      0.000
1.000       1.000       11.03       0.000       0.000     DI1_164_167_L_0
   7 D  2.650      -1.3916E-04   21.70       13.25       21.70       18.30           UL-RL  3.6310E+04  -1.200      0.000
1.000       1.000       13.25       0.000       0.000     DI1_164_167_L_0
   8 D  3.060      -1.3338E-04   25.76       15.30       25.76       20.14           UL-RL  3.6310E+04  -1.400      0.000
1.000       1.000       15.30       0.000       0.000     DI1_164_167_L_0
   9 D  3.448      -1.2766E-04   29.67       17.24       29.67       21.87           UL-RL  3.6310E+04  -1.600      0.000
1.000       1.000       17.24       0.000       0.000     DI1_164_167_L_0
  10 D  3.820      -1.2202E-04   34.27       19.10       34.27       23.53           UL-RL  3.6310E+04  -1.800      0.000
1.000       1.000       19.10       0.000       0.000     DI1_164_167_L_0
  11 D  4.182      -1.1647E-04   37.91       20.91       37.91       25.14           UL-RL  3.6310E+04  -2.000      0.000
1.000       1.000       20.91       0.000       0.000     DI1_164_167_L_0
  12 D  4.537      -1.1104E-04   41.48       22.68       41.48       26.72           UL-RL  3.6310E+04  -2.200      0.000
1.000       1.000       22.68       0.000       0.000     DI1_164_167_L_0
  13 D  4.886      -1.0573E-04   45.62       24.43       45.62       28.27           UL-RL  3.6310E+04  -2.400      0.000
1.000       1.000       24.43       0.000       0.000     DI1_164_167_L_0
  14 D  5.231      -1.0055E-04   49.06       26.16       49.06       29.81           UL-RL  3.6310E+04  -2.600      0.000
1.000       1.000       26.16       0.000       0.000     DI1_164_167_L_0
  15 D  5.573      -9.5517E-05   52.48       27.87       52.48       31.33           UL-RL  3.6310E+04  -2.800      0.000
1.000       1.000       27.87       0.000       0.000     DI1_164_167_L_0
  16 D  5.912      -9.0634E-05   56.37       29.56       56.37       32.85           UL-RL  3.6310E+04  -3.000      0.000
1.000       1.000       29.56       0.000       0.000     DI1_164_167_L_0
  17 D  6.249      -8.5908E-05   59.72       31.25       59.72       34.37           UL-RL  3.6310E+04  -3.200      0.000
1.000       1.000       31.25       0.000       0.000     DI1_164_167_L_0
  18 D  6.585      -8.1344E-05   63.49       32.92       63.49       35.88           UL-RL  3.6310E+04  -3.400      0.000
1.000       1.000       32.92       0.000       0.000     DI1_164_167_L_0
  19 D  6.918      -7.6947E-05   66.79       34.59       66.79       37.38           UL-RL  3.6310E+04  -3.600      0.000
1.000       1.000       34.59       0.000       0.000     DI1_164_167_L_0
  20 D  7.250      -7.2721E-05   70.09       36.25       70.09       38.89           UL-RL  3.6310E+04  -3.800      0.000
1.000       1.000       36.25       0.000       0.000     DI1_164_167_L_0
  21 D  7.580      -6.8668E-05   73.38       37.90       73.38       40.39           UL-RL  3.6310E+04  -4.000      0.000
1.000       1.000       37.90       0.000       0.000     DI1_164_167_L_0
  22 D  7.908      -6.4793E-05   77.01       39.54       77.01       41.89           UL-RL  3.6310E+04  -4.200      0.000
1.000       1.000       39.54       0.000       0.000     DI1_164_167_L_0
  23 D  8.236      -6.1098E-05   80.27       41.18       80.27       43.40           UL-RL  3.6310E+04  -4.400      0.000
1.000       1.000       41.18       0.000       0.000     DI1_164_167_L_0
  24 D  8.562      -5.7587E-05   83.53       42.81       83.53       44.90           UL-RL  3.6310E+04  -4.600      0.000
1.000       1.000       42.81       0.000       0.000     DI1_164_167_L_0
```

25 D	8.886	-5.4261E-05	87.10	44.43	87.10	46.40	UL-RL	3.6310E+04	-4.800	0.000	
1.000	1.000	44.43	0.000	0.000	DI1_164_167_L_0						
26 D	8.695	-5.1125E-05	90.34	43.47	90.34	47.90	UL-RL	8.6671E+04	-5.000	0.000	
1.000	1.000	43.47	0.000	0.000	DI2_165_168_L_0						
27 D	9.046	-4.8181E-05	93.58	45.23	93.58	49.41	UL-RL	8.6671E+04	-5.200	0.000	
1.000	1.000	45.23	0.000	0.000	DI2_165_168_L_0						
28 D	9.395	-4.5432E-05	97.10	46.97	97.10	50.91	UL-RL	8.6671E+04	-5.400	0.000	
1.000	1.000	46.97	0.000	0.000	DI2_165_168_L_0						
29 D	9.740	-4.2876E-05	100.3	48.70	100.3	52.42	UL-RL	8.6671E+04	-5.600	0.000	
1.000	1.000	48.70	0.000	0.000	DI2_165_168_L_0						
30 D	10.08	-4.0512E-05	103.6	50.41	103.6	53.92	UL-RL	8.6671E+04	-5.800	0.000	
1.000	1.000	50.41	0.000	0.000	DI2_165_168_L_0						
31 D	10.42	-3.8336E-05	107.0	52.11	107.0	55.43	UL-RL	8.6671E+04	-6.000	0.000	
1.000	1.000	52.11	0.000	0.000	DI2_165_168_L_0						
32 D	10.76	-3.6344E-05	110.3	53.79	110.3	56.94	UL-RL	8.6671E+04	-6.200	0.000	
1.000	1.000	53.79	0.000	0.000	DI2_165_168_L_0						
33 D	11.09	-3.4528E-05	113.5	55.45	113.5	58.44	UL-RL	8.6671E+04	-6.400	0.000	
1.000	1.000	55.45	0.000	0.000	DI2_165_168_L_0						
34 D	11.42	-3.2883E-05	116.9	57.10	116.9	59.95	UL-RL	8.6671E+04	-6.600	0.000	
1.000	1.000	57.10	0.000	0.000	DI2_165_168_L_0						
35 D	11.75	-3.1401E-05	120.1	58.74	120.1	61.46	UL-RL	8.6671E+04	-6.800	0.000	
1.000	1.000	58.74	0.000	0.000	DI2_165_168_L_0						
36 D	12.07	-3.0073E-05	123.3	60.37	123.3	62.98	UL-RL	8.6671E+04	-7.000	0.000	
1.000	1.000	60.37	0.000	0.000	DI2_165_168_L_0						
37 D	12.40	-2.8893E-05	126.8	61.98	126.8	64.49	UL-RL	8.6671E+04	-7.200	0.000	
1.000	1.000	61.98	0.000	0.000	DI2_165_168_L_0						
38 D	12.72	-2.7851E-05	130.0	63.59	130.0	66.00	UL-RL	8.6671E+04	-7.400	0.000	
1.000	1.000	63.59	0.000	0.000	DI2_165_168_L_0						
39 D	13.04	-2.6938E-05	133.2	65.18	133.2	67.52	UL-RL	8.6671E+04	-7.600	0.000	
1.000	1.000	65.18	0.000	0.000	DI2_165_168_L_0						
40 D	13.35	-2.6145E-05	136.6	66.77	136.6	69.03	UL-RL	8.6671E+04	-7.800	0.000	
1.000	1.000	66.77	0.000	0.000	DI2_165_168_L_0						
41 D	13.67	-2.5465E-05	139.8	68.34	139.8	70.55	UL-RL	8.6671E+04	-8.000	0.000	
1.000	1.000	68.34	0.000	0.000	DI2_165_168_L_0						
42 D	13.98	-2.4888E-05	143.0	69.91	143.0	72.07	UL-RL	8.6671E+04	-8.200	0.000	
1.000	1.000	69.91	0.000	0.000	DI2_165_168_L_0						
43 D	14.29	-2.4407E-05	146.4	71.47	146.4	73.59	UL-RL	8.6671E+04	-8.400	0.000	
1.000	1.000	71.47	0.000	0.000	DI2_165_168_L_0						
44 D	14.61	-2.4012E-05	149.6	73.03	149.6	75.11	UL-RL	8.6671E+04	-8.600	0.000	
1.000	1.000	73.03	0.000	0.000	DI2_165_168_L_0						
45 D	14.92	-2.3696E-05	152.8	74.58	152.8	76.63	UL-RL	8.6671E+04	-8.800	0.000	
1.000	1.000	74.58	0.000	0.000	DI2_165_168_L_0						
46 D	15.22	-2.3452E-05	156.2	76.12	156.2	78.16	UL-RL	8.6671E+04	-9.000	0.000	
1.000	1.000	76.12	0.000	0.000	DI2_165_168_L_0						
47 D	11.65	-2.3272E-05	159.4	77.66	159.4	79.68	UL-RL	8.6671E+04	-9.200	0.000	
1.000	1.000	77.66	0.000	0.000	DI2_165_168_L_0						
48 D	11.76	-2.3205E-05	161.1	78.43	161.1	80.44	UL-RL	8.6671E+04	-9.300	0.000	
1.000	1.000	78.43	0.000	0.000	DI2_165_168_L_0						
49 D	15.99	-2.3109E-05	164.3	79.97	164.3	81.97	UL-RL	8.6671E+04	-9.500	0.000	
1.000	1.000	79.97	0.000	0.000	DI2_165_168_L_0						
50 D	16.30	-2.3062E-05	167.5	81.50	167.5	83.50	UL-RL	8.6671E+04	-9.700	0.000	
1.000	1.000	81.50	0.000	0.000	DI2_165_168_L_0						
51 D	16.61	-2.3057E-05	170.8	83.03	170.8	85.02	UL-RL	8.6671E+04	-9.900	0.000	
1.000	1.000	83.03	0.000	0.000	DI2_165_168_L_0						
52 D	16.91	-2.3089E-05	174.0	84.55	174.0	86.55	UL-RL	8.6671E+04	-10.10	0.000	
1.000	1.000	84.55	0.000	0.000	DI2_165_168_L_0						
53 D	17.22	-2.3154E-05	177.2	86.08	177.2	88.09	UL-RL	8.6671E+04	-10.30	0.000	
1.000	1.000	86.08	0.000	0.000	DI2_165_168_L_0						
54 D	17.52	-2.3246E-05	180.6	87.60	180.6	89.62	UL-RL	8.6671E+04	-10.50	0.000	
1.000	1.000	87.60	0.000	0.000	DI2_165_168_L_0						
55 D	17.83	-2.3362E-05	183.8	89.13	183.8	91.15	UL-RL	8.6671E+04	-10.70	0.000	
1.000	1.000	89.13	0.000	0.000	DI2_165_168_L_0						
56 D	18.13	-2.3498E-05	187.0	90.65	187.0	92.68	UL-RL	8.6671E+04	-10.90	0.000	
1.000	1.000	90.65	0.000	0.000	DI2_165_168_L_0						
57 D	18.43	-2.3650E-05	190.3	92.17	190.3	94.22	UL-RL	8.6671E+04	-11.10	0.000	
1.000	1.000	92.17	0.000	0.000	DI2_165_168_L_0						
58 D	18.74	-2.3815E-05	193.5	93.69	193.5	95.76	UL-RL	8.6671E+04	-11.30	0.000	
1.000	1.000	93.69	0.000	0.000	DI2_165_168_L_0						
59 D	19.04	-2.3991E-05	196.7	95.21	196.7	97.29	UL-RL	8.6671E+04	-11.50	0.000	
1.000	1.000	95.21	0.000	0.000	DI2_165_168_L_0						
60 D	19.35	-2.4176E-05	200.0	96.74	200.0	98.83	UL-RL	8.6671E+04	-11.70	0.000	
1.000	1.000	96.74	0.000	0.000	DI2_165_168_L_0						
61 D	19.65	-2.4367E-05	203.2	98.26	203.2	100.4	UL-RL	8.6671E+04	-11.90	0.000	
1.000	1.000	98.26	0.000	0.000	DI2_165_168_L_0						

```
  62 D   19.96     -2.4563E-05   206.4       99.78       206.4       101.9          UL-RL  8.6671E+04  -12.10       0.000
1.000       1.000       99.78       0.000       0.000     DI2_165_168_L_0
  63 D   20.26     -2.4761E-05   209.8       101.3       209.8       103.5          UL-RL  8.6671E+04  -12.30       0.000
1.000       1.000       101.3       0.000       0.000     DI2_165_168_L_0
  64 D   20.57     -2.4962E-05   213.0       102.8       213.0       105.0          UL-RL  8.6671E+04  -12.50       0.000
1.000       1.000       102.8       0.000       0.000     DI2_165_168_L_0
  65 D   20.87     -2.5164E-05   216.2       104.4       216.2       106.5          UL-RL  8.6671E+04  -12.70       0.000
1.000       1.000       104.4       0.000       0.000     DI2_165_168_L_0
  66 D   21.18     -2.5366E-05   219.5       105.9       219.5       108.1          UL-RL  8.6671E+04  -12.90       0.000
1.000       1.000       105.9       0.000       0.000     DI2_165_168_L_0
  67 D   21.48     -2.5567E-05   222.7       107.4       222.7       109.6          UL-RL  8.6671E+04  -13.10       0.000
1.000       1.000       107.4       0.000       0.000     DI2_165_168_L_0
  68 D   21.79     -2.5768E-05   225.9       108.9       225.9       111.2          UL-RL  8.6671E+04  -13.30       0.000
1.000       1.000       108.9       0.000       0.000     DI2_165_168_L_0
  69 D   22.09     -2.5967E-05   229.2       110.5       229.2       112.7          UL-RL  8.6671E+04  -13.50       0.000
1.000       1.000       110.5       0.000       0.000     DI2_165_168_L_0
  70 D   22.40     -2.6166E-05   232.4       112.0       232.4       114.3          UL-RL  8.6671E+04  -13.70       0.000
1.000       1.000       112.0       0.000       0.000     DI2_165_168_L_0
  71 D   22.71     -2.6363E-05   235.6       113.5       235.6       115.8          UL-RL  8.6671E+04  -13.90       0.000
1.000       1.000       113.5       0.000       0.000     DI2_165_168_L_0
  72 D   23.01     -2.6559E-05   238.9       115.1       238.9       117.4          UL-RL  8.6671E+04  -14.10       0.000
1.000       1.000       115.1       0.000       0.000     DI2_165_168_L_0
  73 D   23.32     -2.6754E-05   242.1       116.6       242.1       118.9          UL-RL  8.6671E+04  -14.30       0.000
1.000       1.000       116.6       0.000       0.000     DI2_165_168_L_0
  74 D   23.63     -2.6947E-05   245.3       118.1       245.3       120.5          UL-RL  8.6671E+04  -14.50       0.000
1.000       1.000       118.1       0.000       0.000     DI2_165_168_L_0
  75 D   23.93     -2.7141E-05   248.6       119.7       248.6       122.0          UL-RL  8.6671E+04  -14.70       0.000
1.000       1.000       119.7       0.000       0.000     DI2_165_168_L_0
  76 D   24.24     -2.7333E-05   251.8       121.2       251.8       123.6          UL-RL  8.6671E+04  -14.90       0.000
1.000       1.000       121.2       0.000       0.000     DI2_165_168_L_0
  77 D   24.55     -2.7525E-05   255.0       122.7       255.0       125.1          UL-RL  8.6671E+04  -15.10       0.000
1.000       1.000       122.7       0.000       0.000     DI2_165_168_L_0
  78 D   24.85     -2.7718E-05   258.3       124.3       258.3       126.7          UL-RL  8.6671E+04  -15.30       0.000
1.000       1.000       124.3       0.000       0.000     DI2_165_168_L_0
  79 D   12.58     -2.7910E-05   261.5       125.8       261.5       128.2          UL-RL  8.6671E+04  -15.50       0.000
1.000       1.000       125.8       0.000       0.000     DI2_165_168_L_0
```

```
+-------------------------------------------------------------------------------------------------------------------------------+
|                   PARATIEPLUS(TM)   NLS ENGINE RELEASE  2018.0    FULL VERSION  *Build date:Nov 13, 2017*                    |
|                                                                                                                               |
|                                    NewProject.BaseDesignSection_28.SISMICAGEO_1273                                            |
|                                   Exe Time : 4 September 2018 18:06:55                                                        |
+-------------------------------------------------------------------------------------------------------------------------------+
New Project


S T R E S S   R E S U L T S   F O R   G R O U P   N O.   2

0_R                                                              :
ELEMENT TYPE    5 NO.OF ELEMENTS. IN THIS GROUP   79
C U R R E N T   T I M E   I S      2.0000

 HARDENING 2D SOIL ELEMENT

 ****** TOTAL STRESS FORMULATION *****

  EL *   FORCE     DISPL-Y  VERTICAL-P  HORIZON.-P     MAX-V-P     MAX-H-P           STATE   STIFFNESS Z-LEVEL      PORE
E FACTOR    UFACTOR        Peq           Su_a         Su_p     LAYER
 ------------------------------------------------------------------------------------------------------------------------------
-------------------------------------------------------------------------------------------
   1     0.000         --          --          --          --          --          REMOVED     --        0.000       0.000
1.000       1.000       0.000       0.000       0.000     not available
   2     0.000         --          --          --          --          --          REMOVED     --      -0.2000       0.000
1.000       1.000       0.000       0.000       0.000     not available
   3     0.000         --          --          --          --          --          REMOVED     --      -0.4000       0.000
1.000       1.000       0.000       0.000       0.000     not available
   4     0.000         --          --          --          --          --          REMOVED     --      -0.6000       0.000
1.000       1.000       0.000       0.000       0.000     not available
   5     0.000         --          --          --          --          --          REMOVED     --      -0.8000       0.000
1.000       1.000       0.000       0.000       0.000     not available
   6 D   0.000      1.4498E-04   0.000       0.000       16.00       16.29         PASSIVE   0.000      -1.000       0.000
1.000       1.000       0.000       0.000       0.000     DI1_164_167_L_0
   7 D   2.038      1.3916E-04   3.200       10.19       19.20       18.30         PASSIVE   0.000      -1.200       0.000
1.000       1.000       10.19       0.000       0.000     DI1_164_167_L_0
   8 D   3.779      1.3338E-04   6.400       18.89       22.40       20.14           UL-RL  2.9713E+04  -1.400       0.000
1.000       1.000       18.89       0.000       0.000     DI1_164_167_L_0
   9 D   4.141      1.2766E-04   9.600       20.71       25.60       21.87           UL-RL  2.9713E+04  -1.600       0.000
1.000       1.000       20.71       0.000       0.000     DI1_164_167_L_0
  10 D   4.471      1.2202E-04   12.80       22.36       28.80       23.53           UL-RL  2.9713E+04  -1.800       0.000
1.000       1.000       22.36       0.000       0.000     DI1_164_167_L_0
  11 D   4.783      1.1647E-04   16.00       23.91       32.00       25.14           UL-RL  2.9713E+04  -2.000       0.000
1.000       1.000       23.91       0.000       0.000     DI1_164_167_L_0
  12 D   5.083      1.1104E-04   19.20       25.41       35.20       26.72           UL-RL  2.9713E+04  -2.200       0.000
1.000       1.000       25.41       0.000       0.000     DI1_164_167_L_0
  13 D   5.375      1.0573E-04   22.40       26.88       38.40       28.27           UL-RL  2.9713E+04  -2.400       0.000
1.000       1.000       26.88       0.000       0.000     DI1_164_167_L_0
  14 D   5.662      1.0055E-04   25.60       28.31       41.60       29.81           UL-RL  2.9713E+04  -2.600       0.000
1.000       1.000       28.31       0.000       0.000     DI1_164_167_L_0
  15 D   5.946      9.5517E-05   28.80       29.73       44.80       31.33           UL-RL  2.9713E+04  -2.800       0.000
1.000       1.000       29.73       0.000       0.000     DI1_164_167_L_0
  16 D   6.228      9.0634E-05   32.00       31.14       48.00       32.85           UL-RL  2.9713E+04  -3.000       0.000
1.000       1.000       31.14       0.000       0.000     DI1_164_167_L_0
  17 D   6.509      8.5908E-05   35.20       32.55       51.20       34.37           UL-RL  2.9713E+04  -3.200       0.000
1.000       1.000       32.55       0.000       0.000     DI1_164_167_L_0
  18 D   6.789      8.1344E-05   38.40       33.95       54.40       35.88           UL-RL  2.9713E+04  -3.400       0.000
1.000       1.000       33.95       0.000       0.000     DI1_164_167_L_0
  19 D   7.069      7.6947E-05   41.60       35.34       57.60       37.38           UL-RL  2.9713E+04  -3.600       0.000
1.000       1.000       35.34       0.000       0.000     DI1_164_167_L_0
  20 D   7.349      7.2721E-05   44.80       36.74       60.80       38.89           UL-RL  2.9713E+04  -3.800       0.000
1.000       1.000       36.74       0.000       0.000     DI1_164_167_L_0
  21 D   7.629      6.8668E-05   48.00       38.14       64.00       40.39           UL-RL  2.9713E+04  -4.000       0.000
1.000       1.000       38.14       0.000       0.000     DI1_164_167_L_0
  22 D   7.910      6.4793E-05   51.20       39.55       67.20       41.89           UL-RL  2.9713E+04  -4.200       0.000
1.000       1.000       39.55       0.000       0.000     DI1_164_167_L_0
  23 D   8.191      6.1098E-05   54.40       40.95       70.40       43.40           UL-RL  2.9713E+04  -4.400       0.000
1.000       1.000       40.95       0.000       0.000     DI1_164_167_L_0
  24 D   8.473      5.7587E-05   57.60       42.37       73.60       44.90           UL-RL  2.9713E+04  -4.600       0.000
1.000       1.000       42.37       0.000       0.000     DI1_164_167_L_0
```

25 D	8.756	5.4261E-05	60.80	43.78	76.80	46.40	UL-RL	2.9713E+04	-4.800	0.000	
1.000	1.000	43.78	0.000	0.000	DI1_164_167_L_0						
26 D	9.390	5.1125E-05	64.00	46.95	80.00	47.90	UL-RL	6.3955E+04	-5.000	0.000	
1.000	1.000	46.95	0.000	0.000	DI2_165_168_L_0						
27 D	9.655	4.8181E-05	67.20	48.28	83.20	49.41	UL-RL	6.3955E+04	-5.200	0.000	
1.000	1.000	48.28	0.000	0.000	DI2_165_168_L_0						
28 D	9.923	4.5432E-05	70.40	49.61	86.40	50.91	UL-RL	6.3955E+04	-5.400	0.000	
1.000	1.000	49.61	0.000	0.000	DI2_165_168_L_0						
29 D	10.19	4.2876E-05	73.60	50.96	89.60	52.42	UL-RL	6.3955E+04	-5.600	0.000	
1.000	1.000	50.96	0.000	0.000	DI2_165_168_L_0						
30 D	10.46	4.0512E-05	76.80	52.32	92.80	53.92	UL-RL	6.3955E+04	-5.800	0.000	
1.000	1.000	52.32	0.000	0.000	DI2_165_168_L_0						
31 D	10.74	3.8336E-05	80.00	53.70	96.00	55.43	UL-RL	6.3955E+04	-6.000	0.000	
1.000	1.000	53.70	0.000	0.000	DI2_165_168_L_0						
32 D	11.02	3.6344E-05	83.20	55.08	99.20	56.94	UL-RL	6.3955E+04	-6.200	0.000	
1.000	1.000	55.08	0.000	0.000	DI2_165_168_L_0						
33 D	11.30	3.4528E-05	86.40	56.48	102.4	58.44	UL-RL	6.3955E+04	-6.400	0.000	
1.000	1.000	56.48	0.000	0.000	DI2_165_168_L_0						
34 D	11.58	3.2883E-05	89.60	57.89	105.6	59.95	UL-RL	6.3955E+04	-6.600	0.000	
1.000	1.000	57.89	0.000	0.000	DI2_165_168_L_0						
35 D	11.86	3.1401E-05	92.80	59.31	108.8	61.46	UL-RL	6.3955E+04	-6.800	0.000	
1.000	1.000	59.31	0.000	0.000	DI2_165_168_L_0						
36 D	12.15	3.0073E-05	96.00	60.74	112.0	62.98	UL-RL	6.3955E+04	-7.000	0.000	
1.000	1.000	60.74	0.000	0.000	DI2_165_168_L_0						
37 D	12.44	2.8893E-05	99.20	62.19	115.2	64.49	UL-RL	6.3955E+04	-7.200	0.000	
1.000	1.000	62.19	0.000	0.000	DI2_165_168_L_0						
38 D	12.73	2.7851E-05	102.4	63.64	118.4	66.00	UL-RL	6.3955E+04	-7.400	0.000	
1.000	1.000	63.64	0.000	0.000	DI2_165_168_L_0						
39 D	13.02	2.6938E-05	105.6	65.10	121.6	67.52	UL-RL	6.3955E+04	-7.600	0.000	
1.000	1.000	65.10	0.000	0.000	DI2_165_168_L_0						
40 D	13.31	2.6145E-05	108.8	66.57	124.8	69.03	UL-RL	6.3955E+04	-7.800	0.000	
1.000	1.000	66.57	0.000	0.000	DI2_165_168_L_0						
41 D	13.61	2.5465E-05	112.0	68.05	128.0	70.55	UL-RL	6.3955E+04	-8.000	0.000	
1.000	1.000	68.05	0.000	0.000	DI2_165_168_L_0						
42 D	13.91	2.4888E-05	115.2	69.53	131.2	72.07	UL-RL	6.3955E+04	-8.200	0.000	
1.000	1.000	69.53	0.000	0.000	DI2_165_168_L_0						
43 D	14.20	2.4407E-05	118.4	71.02	134.4	73.59	UL-RL	6.3955E+04	-8.400	0.000	
1.000	1.000	71.02	0.000	0.000	DI2_165_168_L_0						
44 D	14.50	2.4012E-05	121.6	72.52	137.6	75.11	UL-RL	6.3955E+04	-8.600	0.000	
1.000	1.000	72.52	0.000	0.000	DI2_165_168_L_0						
45 D	14.81	2.3696E-05	124.8	74.03	140.8	76.63	UL-RL	6.3955E+04	-8.800	0.000	
1.000	1.000	74.03	0.000	0.000	DI2_165_168_L_0						
46 D	15.11	2.3452E-05	128.0	75.54	144.0	78.16	UL-RL	6.3955E+04	-9.000	0.000	
1.000	1.000	75.54	0.000	0.000	DI2_165_168_L_0						
47 D	11.56	2.3272E-05	131.2	77.05	147.2	79.68	UL-RL	6.3955E+04	-9.200	0.000	
1.000	1.000	77.05	0.000	0.000	DI2_165_168_L_0						
48 D	11.67	2.3205E-05	132.8	77.81	148.8	80.44	UL-RL	6.3955E+04	-9.300	0.000	
1.000	1.000	77.81	0.000	0.000	DI2_165_168_L_0						
49 D	15.87	2.3109E-05	136.0	79.34	152.0	81.97	UL-RL	6.3955E+04	-9.500	0.000	
1.000	1.000	79.34	0.000	0.000	DI2_165_168_L_0						
50 D	16.17	2.3062E-05	139.2	80.86	155.2	83.50	UL-RL	6.3955E+04	-9.700	0.000	
1.000	1.000	80.86	0.000	0.000	DI2_165_168_L_0						
51 D	16.48	2.3057E-05	142.4	82.39	158.4	85.02	UL-RL	6.3955E+04	-9.900	0.000	
1.000	1.000	82.39	0.000	0.000	DI2_165_168_L_0						
52 D	16.79	2.3089E-05	145.6	83.93	161.6	86.55	UL-RL	6.3955E+04	-10.10	0.000	
1.000	1.000	83.93	0.000	0.000	DI2_165_168_L_0						
53 D	17.09	2.3154E-05	148.8	85.46	164.8	88.09	UL-RL	6.3955E+04	-10.30	0.000	
1.000	1.000	85.46	0.000	0.000	DI2_165_168_L_0						
54 D	17.40	2.3246E-05	152.0	87.00	168.0	89.62	UL-RL	6.3955E+04	-10.50	0.000	
1.000	1.000	87.00	0.000	0.000	DI2_165_168_L_0						
55 D	17.71	2.3362E-05	155.2	88.55	171.2	91.15	UL-RL	6.3955E+04	-10.70	0.000	
1.000	1.000	88.55	0.000	0.000	DI2_165_168_L_0						
56 D	18.02	2.3498E-05	158.4	90.09	174.4	92.68	UL-RL	6.3955E+04	-10.90	0.000	
1.000	1.000	90.09	0.000	0.000	DI2_165_168_L_0						
57 D	18.33	2.3650E-05	161.6	91.64	177.6	94.22	UL-RL	6.3955E+04	-11.10	0.000	
1.000	1.000	91.64	0.000	0.000	DI2_165_168_L_0						
58 D	18.64	2.3815E-05	164.8	93.19	180.8	95.76	UL-RL	6.3955E+04	-11.30	0.000	
1.000	1.000	93.19	0.000	0.000	DI2_165_168_L_0						
59 D	18.95	2.3991E-05	168.0	94.74	184.0	97.29	UL-RL	6.3955E+04	-11.50	0.000	
1.000	1.000	94.74	0.000	0.000	DI2_165_168_L_0						
60 D	19.26	2.4176E-05	171.2	96.29	187.2	98.83	UL-RL	6.3955E+04	-11.70	0.000	
1.000	1.000	96.29	0.000	0.000	DI2_165_168_L_0						
61 D	19.57	2.4367E-05	174.4	97.84	190.4	100.4	UL-RL	6.3955E+04	-11.90	0.000	
1.000	1.000	97.84	0.000	0.000	DI2_165_168_L_0						

```
  62 D   19.88      2.4563E-05   177.6       99.40       193.6       101.9          UL-RL  6.3955E+04  -12.10       0.000
1.000       1.000       99.40       0.000       0.000     DI2_165_168_L_0
  63 D   20.19      2.4761E-05   180.8       101.0       196.8       103.5          UL-RL  6.3955E+04  -12.30       0.000
1.000       1.000       101.0       0.000       0.000     DI2_165_168_L_0
  64 D   20.50      2.4962E-05   184.0       102.5       200.0       105.0          UL-RL  6.3955E+04  -12.50       0.000
1.000       1.000       102.5       0.000       0.000     DI2_165_168_L_0
  65 D   20.81      2.5164E-05   187.2       104.1       203.2       106.5          UL-RL  6.3955E+04  -12.70       0.000
1.000       1.000       104.1       0.000       0.000     DI2_165_168_L_0
  66 D   21.12      2.5366E-05   190.4       105.6       206.4       108.1          UL-RL  6.3955E+04  -12.90       0.000
1.000       1.000       105.6       0.000       0.000     DI2_165_168_L_0
  67 D   21.44      2.5567E-05   193.6       107.2       209.6       109.6          UL-RL  6.3955E+04  -13.10       0.000
1.000       1.000       107.2       0.000       0.000     DI2_165_168_L_0
  68 D   21.75      2.5768E-05   196.8       108.7       212.8       111.2          UL-RL  6.3955E+04  -13.30       0.000
1.000       1.000       108.7       0.000       0.000     DI2_165_168_L_0
  69 D   22.06      2.5967E-05   200.0       110.3       216.0       112.7          UL-RL  6.3955E+04  -13.50       0.000
1.000       1.000       110.3       0.000       0.000     DI2_165_168_L_0
  70 D   22.37      2.6166E-05   203.2       111.9       219.2       114.3          UL-RL  6.3955E+04  -13.70       0.000
1.000       1.000       111.9       0.000       0.000     DI2_165_168_L_0
  71 D   22.68      2.6363E-05   206.4       113.4       222.4       115.8          UL-RL  6.3955E+04  -13.90       0.000
1.000       1.000       113.4       0.000       0.000     DI2_165_168_L_0
  72 D   23.00      2.6559E-05   209.6       115.0       225.6       117.4          UL-RL  6.3955E+04  -14.10       0.000
1.000       1.000       115.0       0.000       0.000     DI2_165_168_L_0
  73 D   23.31      2.6754E-05   212.8       116.6       228.8       118.9          UL-RL  6.3955E+04  -14.30       0.000
1.000       1.000       116.6       0.000       0.000     DI2_165_168_L_0
  74 D   23.62      2.6947E-05   216.0       118.1       232.0       120.5          UL-RL  6.3955E+04  -14.50       0.000
1.000       1.000       118.1       0.000       0.000     DI2_165_168_L_0
  75 D   23.94      2.7141E-05   219.2       119.7       235.2       122.0          UL-RL  6.3955E+04  -14.70       0.000
1.000       1.000       119.7       0.000       0.000     DI2_165_168_L_0
  76 D   24.25      2.7333E-05   222.4       121.2       238.4       123.6          UL-RL  6.3955E+04  -14.90       0.000
1.000       1.000       121.2       0.000       0.000     DI2_165_168_L_0
  77 D   24.56      2.7525E-05   225.6       122.8       241.6       125.1          UL-RL  6.3955E+04  -15.10       0.000
1.000       1.000       122.8       0.000       0.000     DI2_165_168_L_0
  78 D   24.88      2.7718E-05   228.8       124.4       244.8       126.7          UL-RL  6.3955E+04  -15.30       0.000
1.000       1.000       124.4       0.000       0.000     DI2_165_168_L_0
  79 D   12.59      2.7910E-05   232.0       125.9       248.0       128.2          UL-RL  6.3955E+04  -15.50       0.000
1.000       1.000       125.9       0.000       0.000     DI2_165_168_L_0
```

```
+-------------------------------------------------------------------------------------------------------------------------+
|                   PARATIEPLUS(TM)   NLS ENGINE RELEASE  2018.0    FULL VERSION  *Build date:Nov 13, 2017*              |
|                                                                                                                         |
|                                  NewProject.BaseDesignSection_28.SISMICAGEO_1273                                        |
|                                 Exe Time : 4 September 2018 18:06:55                                                    |
+-------------------------------------------------------------------------------------------------------------------------+
New Project


S T R E S S   R E S U L T S   F O R   G R O U P   N O.   3

WallElement_33                                                :
ELEMENT TYPE    2 NO.OF ELEMENTS. IN THIS GROUP   78
C U R R E N T   T I M E   I S     2.0000

 WALL2D ELEMENT

   EL      TA          TB          MA          MB
-----------------------------------------------------
    1 2.57106E-04-2.57106E-04-9.17488E-13 5.14213E-05
    2 0.26530    -0.26530    -5.14213E-05 5.31119E-02
    3 0.80817    -0.80817    -5.31119E-02 0.21475
    4  1.9466     -1.9466    -0.21475     0.60407
    5  3.6555     -3.6555    -0.60407      1.3352
    6  5.8608     -5.8608     -1.3352      2.5073
    7  6.4724     -6.4724     -2.5073      3.8018
    8  5.7539     -5.7539     -3.8018      4.9526
    9  5.0605     -5.0605     -4.9526      5.9647
   10  4.4094     -4.4094     -5.9647      6.8466
   11  3.8087     -3.8087     -6.8466      7.6083
   12  3.2628     -3.2628     -7.6083      8.2608
   13  2.7738     -2.7738     -8.2608      8.8156
   14  2.3427     -2.3427     -8.8156      9.2842
   15  1.9695     -1.9695     -9.2842      9.6780
   16  1.6535     -1.6535     -9.6780      10.009
   17  1.3938     -1.3938     -10.009      10.288
   18  1.1892     -1.1892     -10.288      10.525
   19  1.0381     -1.0381     -10.525      10.733
   20 0.93880    -0.93880     -10.733      10.921
   21 0.88950    -0.88950     -10.921      11.099
   22 0.88823    -0.88823     -11.099      11.276
   23 0.93295    -0.93295     -11.276      11.463
   24  1.0215     -1.0215     -11.463      11.667
   25  1.1517     -1.1517     -11.667      11.898
   26 0.45613    -0.45613     -11.898      11.989
   27-0.15266     0.15266     -11.989      11.958
   28-0.68038     0.68038     -11.958      11.822
   29 -1.1327      1.1327     -11.822      11.596
   30 -1.5153      1.5153     -11.596      11.293
   31 -1.8338      1.8338     -11.293      10.926
   32 -2.0935      2.0935     -10.926      10.507
   33 -2.2997      2.2997     -10.507      10.047
   34 -2.4574      2.4574     -10.047      9.5556
   35 -2.5716      2.5716     -9.5556      9.0413
   36 -2.6467      2.6467     -9.0413      8.5120
   37 -2.6873      2.6873     -8.5120      7.9745
   38 -2.6972      2.6972     -7.9745      7.4351
   39 -2.6805      2.6805     -7.4351      6.8990
   40 -2.6407      2.6407     -6.8990      6.3708
   41 -2.5812      2.5812     -6.3708      5.8546
   42 -2.5050      2.5050     -5.8546      5.3536
   43 -2.4149      2.4149     -5.3536      4.8706
   44 -2.3135      2.3135     -4.8706      4.4079
   45 -2.2032      2.2032     -4.4079      3.9673
   46 -2.0862      2.0862     -3.9673      3.5500
   47 -1.9947      1.9947     -3.5500      3.3505
   48 -1.9020      1.9020     -3.3505      2.9701
   49 -1.7759      1.7759     -2.9701      2.6150
   50 -1.6489      1.6489     -2.6150      2.2852
   51 -1.5222      1.5222     -2.2852      1.9808
   52 -1.3969      1.3969     -1.9808      1.7014
```

```
53 -1.2740      1.2740     -1.7014      1.4466
54 -1.1543      1.1543     -1.4466      1.2157
55 -1.0384      1.0384     -1.2157      1.0080
56-0.92707     0.92707     -1.0080     0.82262
57-0.82065     0.82065    -0.82262     0.65849
58-0.71955     0.71955    -0.65849     0.51458
59-0.62411     0.62411    -0.51458     0.38976
60-0.53455     0.53455    -0.38976     0.28285
61-0.45105     0.45105    -0.28285     0.19264
62-0.37375     0.37375    -0.19264     0.11789
63-0.30273     0.30273    -0.11789     5.73389E-02
64-0.23805     0.23805    -5.73389E-02 9.72954E-03
65-0.17971     0.17971    -9.72954E-03-2.62121E-02
66-0.12772     0.12772     2.62121E-02-5.17554E-02
67-8.20508E-02 8.20508E-02 5.17554E-02-6.81656E-02
68-4.26787E-02 4.26787E-02 6.81656E-02-7.67013E-02
69-9.55974E-03 9.55974E-03 7.67013E-02-7.86132E-02
70 1.73502E-02-1.73502E-02 7.86132E-02-7.51432E-02
71 3.80963E-02-3.80963E-02 7.51432E-02-6.75239E-02
72 5.27214E-02-5.27214E-02 6.75239E-02-5.69797E-02
73 6.12647E-02-6.12647E-02 5.69797E-02-4.47267E-02
74 6.37602E-02-6.37602E-02 4.47267E-02-3.19747E-02
75 6.02353E-02-6.02353E-02 3.19747E-02-1.99282E-02
76 5.07118E-02-5.07118E-02 1.99282E-02-9.78586E-03
77 3.52046E-02-3.52046E-02 9.78586E-03-2.74493E-03
78 1.37239E-02-1.37239E-02 2.74493E-03 5.67296E-13
```

```
+-----------------------------------------------------------------------------------------------------------------------+
|                  PARATIEPLUS(TM)   NLS ENGINE RELEASE  2018.0    FULL VERSION  *Build date:Nov 13, 2017*              |
|                                                                                                                       |
|                                   NewProject.BaseDesignSection_28.SISMICAGEO_1273                                     |
|                                  Exe Time : 4 September 2018 18:06:55                                                 |
+-----------------------------------------------------------------------------------------------------------------------+
New Project


S T R E S S   R E S U L T S   F O R   G R O U P   N O.   4

WallElement_New_76649                                          :
ELEMENT TYPE    2 NO.OF ELEMENTS. IN THIS GROUP   47
C U R R E N T   T I M E   I S     2.0000

 WALL2D ELEMENT

   EL      TA          TB          MA          MB
-----------------------------------------------------

***** NO ONE ELEMENT ACTIVE AT CURRENT STEP *****
```

```
+-------------------------------------------------------------------------------------------------------------------------+
|                   PARATIEPLUS(TM)   NLS ENGINE RELEASE  2018.0    FULL VERSION  *Build date:Nov 13, 2017*              |
|                                                                                                                         |
|                                    NewProject.BaseDesignSection_28.SISMICAGEO_1273                                      |
|                                   Exe Time : 4 September 2018 18:06:55                                                  |
+-------------------------------------------------------------------------------------------------------------------------+
New Project


S T R E S S   R E S U L T S   F O R   G R O U P   N O.   5

Tieback_175                                                 :
ELEMENT TYPE    6 NO.OF ELEMENTS. IN THIS GROUP    1
C U R R E N T   T I M E   I S      2.0000

 POST-TENSION 2D-BOUNDARY ELEMENT

         EL    FORCE          d0          EDISPL     pl. eps          K     -ve limit   +ve limit
-----------------------------------------------------------------------------------------------------

***** NO ONE ELEMENT ACTIVE AT CURRENT STEP *****

ITER     0 RNORM = 0.000     RMNORM= 0.000
           RINORM=0.4911E+05 RIMNOR= 6751.
           RENORM=0.1439E+05 REMNOR=0.2330E-21 RATIO =0.5412     TOLER =0.1000E-03  NOT CONVERGED
           RFMAX = 119.9     RMMAX = 11.99
           RTSMAL=0.1000E-02 RMSMAL=0.1000E-03
           RDT   =0.4911E+05 RDR   = 6751.
           RATIOT=0.5412     RATIOR= 0.000
           MAX UN=0.7922E-06 IEQ=     3 NODE      1 DOF   3  Y-DISPL.S
           MIN UN=-119.9     IEQ=     1 NODE      1 DOF   1  Y-DISPL.F
           NO. OF CONTACT CONSTRAINT VIOLATIONS     0


ITER     2 RNORM = 0.000     RMNORM= 0.000
           RINORM=0.4911E+05 RIMNOR= 6751.
           RENORM= 173.4     REMNOR=0.8610E-19 RATIO =0.5942E-01 TOLER =0.1000E-03  NOT CONVERGED
           RFMAX = 119.9     RMMAX = 11.99
           RTSMAL=0.1000E-02 RMSMAL=0.1000E-03
           RDT   =0.4911E+05 RDR   = 6751.
           RATIOT=0.5942E-01 RATIOR= 0.000
           MAX UN=0.7276E-01 IEQ=   201 NODE     41 DOF   1  Y-DISPL.F
           MIN UN=-7.450     IEQ=     6 NODE      2 DOF   1  Y-DISPL.F
           NO. OF CONTACT CONSTRAINT VIOLATIONS     0


ITER     3 RNORM = 0.000     RMNORM= 0.000
           RINORM=0.4911E+05 RIMNOR= 6751.
           RENORM= 5.811     REMNOR=0.5536E-19 RATIO =0.1088E-01 TOLER =0.1000E-03  NOT CONVERGED
           RFMAX = 119.9     RMMAX = 11.99
           RTSMAL=0.1000E-02 RMSMAL=0.1000E-03
           RDT   =0.4911E+05 RDR   = 6751.
           RATIOT=0.1088E-01 RATIOR= 0.000
           MAX UN=0.9486E-01 IEQ=   256 NODE     52 DOF   1  Y-DISPL.F
           MIN UN=-1.736     IEQ=    61 NODE     13 DOF   1  Y-DISPL.F
           NO. OF CONTACT CONSTRAINT VIOLATIONS     0


ITER     4 RNORM = 0.000     RMNORM= 0.000
           RINORM=0.4911E+05 RIMNOR= 6751.
           RENORM=0.1232E-01 REMNOR=0.1717E-19 RATIO =0.5009E-03 TOLER =0.1000E-03  NOT CONVERGED
           RFMAX = 119.9     RMMAX = 11.99
           RTSMAL=0.1000E-02 RMSMAL=0.1000E-03
           RDT   =0.4911E+05 RDR   = 6751.
           RATIOT=0.5009E-03 RATIOR= 0.000
           MAX UN=0.1025E-01 IEQ=   181 NODE     37 DOF   1  Y-DISPL.F
           MIN UN=-.1102     IEQ=    81 NODE     17 DOF   1  Y-DISPL.F
           NO. OF CONTACT CONSTRAINT VIOLATIONS     0


ITER     5 RNORM = 0.000     RMNORM= 0.000
```

```
RINORM=0.4911E+05 RIMNOR= 6751.
RENORM=0.1144E-10 REMNOR=0.1206E-19 RATIO =0.1526E-07 TOLER =0.1000E-03      CONVERGED !
RFMAX = 119.9     RMMAX = 11.99
RTSMAL=0.1000E-02 RMSMAL=0.1000E-03
RDT   =0.4911E+05 RDR   = 6751.
RATIOT=0.1526E-07 RATIOR= 0.000
MAX UN=0.4616E-07 IEQ=   258 NODE     52 DOF   3  Y-DISPL.S
MIN UN=-.9644E-06 IEQ=     3 NODE      1 DOF   3  Y-DISPL.S
NO. OF CONTACT CONSTRAINT VIOLATIONS     0
```

PARATIEPLUS(TM) NLS ENGINE RELEASE 2018.0 FULL VERSION *Build date:Nov 13, 2017*

NewProject.BaseDesignSection_28.SISMICAGEO_1273

Exe Time : 4 September 2018 18:06:55

New Project
SOLUTION REACHED USING 5 ITERATIONS ON 40

P R I N T O U T F O R T I M E S T E P 3 (AT TIME 3.000)

PRINT OUT OF ACTIVE COMPONENTS (FIXED NODES ARE NOT PRINTED OUT)

	Y-DISPL.F (02)	X-ROT. F (04)	Y-DISPL.S (08)	X-ROT. S (10)	Y-FORCE (14)	GAP	C-FORCE
1	-1.8978853E-03	4.9126356E-04	-1.8978853E-03	0.000000	2.6088101E-16	2.1684043E-19	9.6442394E-07
2	-1.7996975E-03	4.9029021E-04	-1.7996975E-03	0.000000	1.2682620E-16	2.1684043E-19	9.3770123E-07
3	-1.7018979E-03	4.8738690E-04	-1.7018979E-03	0.000000	1.2321192E-16	2.1684043E-19	9.1097874E-07
4	-1.6048680E-03	4.8260470E-04	-1.6048680E-03	0.000000	1.1959772E-16	2.1684043E-19	8.8425681E-07
5	-1.5089755E-03	4.7603087E-04	-1.5089755E-03	0.000000	1.1598367E-16	0.000000	8.5753597E-07
6	-1.4145667E-03	4.6779073E-04	-1.4145667E-03	0.000000	1.1236985E-16	0.000000	8.3081691E-07
7	-1.3219602E-03	4.5803521E-04	-1.3219602E-03	0.000000	1.0875612E-16	0.000000	8.0409844E-07
8	-1.2314434E-03	4.4691914E-04	-1.2314434E-03	0.000000	1.0514095E-16	4.3368087E-19	7.7736937E-07
9	-1.1432732E-03	4.3459259E-04	-1.1432732E-03	0.000000	1.0152126E-16	0.000000	7.5060683E-07
10	-1.0576774E-03	4.2120060E-04	-1.0576774E-03	0.000000	9.7892415E-17	4.3368087E-19	7.2377664E-07
11	-9.7485471E-04	4.0688308E-04	-9.7485471E-04	0.000000	9.4248318E-17	-1.0842022E-19	6.9683367E-07
12	-8.9497685E-04	3.9177476E-04	-8.9497685E-04	0.000000	9.0581442E-17	0.000000	6.6972228E-07
13	-8.1818888E-04	3.7600531E-04	-8.1818888E-04	0.000000	8.6882887E-17	-1.0842022E-19	6.4237667E-07
14	-7.4461048E-04	3.5969947E-04	-7.4461048E-04	0.000000	8.3142437E-17	1.0842022E-19	6.1472130E-07
15	-6.7433686E-04	3.4297718E-04	-6.7433686E-04	0.000000	7.9348609E-17	1.0842022E-19	5.8667129E-07
16	-6.0743968E-04	3.2595385E-04	-6.0743968E-04	0.000000	7.5489278E-17	0.000000	5.5813278E-07
17	-5.4396768E-04	3.0874040E-04	-5.4396768E-04	0.000000	7.1549414E-17	1.0842022E-19	5.2900325E-07
18	-4.8394873E-04	2.9144392E-04	-4.8394873E-04	0.000000	6.7522256E-17	0.000000	4.9923205E-07
19	-4.2738894E-04	2.7416499E-04	-4.2738894E-04	0.000000	6.3432925E-17	5.4210109E-20	4.6899721E-07
20	-3.7427546E-04	2.5699519E-04	-3.7427546E-04	0.000000	5.9310538E-17	-2.1684043E-19	4.3852124E-07
21	-3.2457835E-04	2.4001680E-04	-3.2457835E-04	0.000000	5.5183987E-17	5.4210109E-20	4.0801098E-07
22	-2.7825135E-04	2.2330304E-04	-2.7825135E-04	0.000000	5.1079083E-17	-5.4210109E-20	3.7765793E-07
23	-2.3523514E-04	2.0691917E-04	-2.3523514E-04	0.000000	4.7019122E-17	0.000000	3.4764023E-07
24	-1.9545786E-04	1.9092270E-04	-1.9545786E-04	0.000000	4.3026864E-17	0.000000	3.1812310E-07
25	-1.5883687E-04	1.7536407E-04	-1.5883687E-04	0.000000	3.9123061E-17	-2.7105054E-20	2.8925997E-07
26	-1.2528011E-04	1.6028716E-04	-1.2528011E-04	0.000000	3.5326692E-17	0.000000	2.6119350E-07
27	-9.4686617E-05	1.4574331E-04	-9.4686617E-05	0.000000	3.1656156E-17	0.000000	2.3405481E-07
28	-6.6943692E-05	1.3178824E-04	-6.6943692E-05	0.000000	2.8126570E-17	-2.7105054E-20	2.0795670E-07
29	-4.1929088E-05	1.1846666E-04	-4.1929088E-05	0.000000	2.4750371E-17	-6.7762636E-21	1.8299442E-07
30	-1.9512493E-05	1.0581310E-04	-1.9512493E-05	0.000000	2.1538509E-17	-6.7762636E-21	1.5924719E-07
31	4.4237668E-07	9.3852924E-05	4.4237668E-07	0.000000	1.8499661E-17	-4.9763186E-21	1.3678018E-07
32	1.8075969E-05	8.2603424E-05	1.8075969E-05	0.000000	1.5641241E-17	-1.3552527E-20	1.1564600E-07
33	3.3531629E-05	7.2073520E-05	3.3531629E-05	0.000000	1.2968524E-17	-1.3552527E-20	9.5884117E-08
34	4.6953415E-05	6.2264198E-05	4.6953415E-05	0.000000	1.0485147E-17	6.7762636E-21	7.7523019E-08
35	5.8484938E-05	5.3169310E-05	5.8484938E-05	0.000000	8.1937985E-18	-2.7105054E-20	6.0581694E-08
36	6.8267962E-05	4.4776767E-05	6.8267962E-05	0.000000	6.0959731E-18	-1.3552527E-20	4.5071544E-08
37	7.6441298E-05	3.7069613E-05	7.6441298E-05	0.000000	4.1925249E-18	0.000000	3.0998098E-08
38	8.3140050E-05	3.0026728E-05	8.3140050E-05	0.000000	2.4827831E-18	-2.7105054E-20	1.8356713E-08
39	8.8494660E-05	2.3623911E-05	8.8494660E-05	0.000000	9.6214851E-19	-1.3552527E-20	7.1137443E-09
40	9.2630501E-05	1.7834386E-05	9.2630501E-05	0.000000	-3.7740138E-19	2.7105054E-20	-2.7903560E-09
41	9.5667382E-05	1.2629380E-05	9.5667382E-05	0.000000	-1.5461146E-18	-1.3552527E-20	-1.1431358E-08
42	9.7719201E-05	7.9786002E-06	9.7719201E-05	0.000000	-2.5552670E-18	-1.3552527E-20	-1.8892631E-08
43	9.8893680E-05	3.8506803E-06	9.8893680E-05	0.000000	-3.4162469E-18	0.000000	-2.5258374E-08
44	9.9292195E-05	2.1358334E-07	9.9292195E-05	0.000000	-4.1402193E-18	1.3552527E-20	-3.0611368E-08
45	9.9009680E-05	-2.9650429E-06	9.9009680E-05	0.000000	-4.7381569E-18	2.7105054E-20	-3.5032315E-08
46	9.8134581E-05	-5.7176274E-06	9.8134581E-05	0.000000	-5.2206583E-18	0.000000	-3.8599476E-08
47	9.6748889E-05	-8.0763183E-06	9.6748889E-05	0.000000	-1.2440990E-18	1.3552527E-20	-4.1388182E-08
48	9.5888453E-05	-9.1169372E-06	9.5888453E-05	0.000000	-1.2779215E-18	1.3552527E-20	-4.2513374E-08
49	9.3876843E-05	-1.0943992E-05	9.3876843E-05	0.000000	-5.9874461E-18	2.7105054E-20	-4.4268800E-08
50	9.1531916E-05	-1.2455145E-05	9.1531916E-05	0.000000	-6.1431271E-18	1.3552527E-20	-4.5419844E-08
51	8.8913860E-05	-1.3680169E-05	8.8913860E-05	0.000000	-6.2256422E-18	0.000000	-4.6029928E-08
52	8.6077007E-05	-1.4647819E-05	8.6077007E-05	0.000000	-6.2430658E-18	0.000000	-4.6158751E-08
53	8.3070048E-05	-1.5385735E-05	8.3070048E-05	0.000000	-6.2029627E-18	-1.3552527E-20	-4.5862244E-08
54	7.9936266E-05	-1.5920360E-05	7.9936266E-05	0.000000	-6.1123856E-18	-2.7105054E-20	-4.5192554E-08
55	7.6713778E-05	-1.6276879E-05	7.6713778E-05	0.000000	-5.9778793E-18	1.3552527E-20	-4.4198067E-08

56	7.3435796E-05	-1.6479174E-05	7.3435796E-05	0.000000	-5.8054871E-18	0.000000	-4.2923468E-08
57	7.0130887E-05	-1.6549796E-05	7.0130887E-05	0.000000	-5.6007626E-18	1.3552527E-20	-4.1409816E-08
58	6.6823242E-05	-1.6509946E-05	6.6823242E-05	0.000000	-5.3687832E-18	0.000000	-3.9694652E-08
59	6.3532950E-05	-1.6379468E-05	6.3532950E-05	0.000000	-5.1141670E-18	0.000000	-3.7812122E-08
60	6.0276265E-05	-1.6176840E-05	6.0276265E-05	0.000000	-4.8410790E-18	0.000000	-3.5793017E-08
61	5.7065891E-05	-1.5919050E-05	5.7065891E-05	0.000000	-4.5531985E-18	-6.7762636E-21	-3.3664543E-08
62	5.3911294E-05	-1.5621516E-05	5.3911294E-05	0.000000	-4.2537331E-18	6.7762636E-21	-3.1450414E-08
63	5.0819011E-05	-1.5298100E-05	5.0819011E-05	0.000000	-3.9454455E-18	0.000000	-2.9171058E-08
64	4.7792957E-05	-1.4961143E-05	4.7792957E-05	0.000000	-3.6306836E-18	-6.7762636E-21	-2.6843834E-08
65	4.4834732E-05	-1.4621498E-05	4.4834732E-05	0.000000	-3.3114102E-18	6.7762636E-21	-2.4483253E-08
66	4.1943911E-05	-1.4288555E-05	4.1943911E-05	0.000000	-2.9892339E-18	0.000000	-2.2101209E-08
67	3.9118332E-05	-1.3970282E-05	3.9118332E-05	0.000000	-2.6654397E-18	-6.7762636E-21	-1.9707203E-08
68	3.6354382E-05	-1.3673251E-05	3.6354382E-05	0.000000	-2.3410212E-18	0.000000	-1.7308582E-08
69	3.3647269E-05	-1.3402673E-05	3.3647269E-05	0.000000	-2.0167118E-18	1.3552527E-20	-1.4910766E-08
70	3.0991291E-05	-1.3162426E-05	3.0991291E-05	0.000000	-1.6930162E-18	0.000000	-1.2517490E-08
71	2.8380105E-05	-1.2955080E-05	2.8380105E-05	0.000000	-1.3702424E-18	0.000000	-1.0131029E-08
72	2.5806980E-05	-1.2781921E-05	2.5806980E-05	0.000000	-1.0485332E-18	0.000000	-7.7524386E-09
73	2.3265056E-05	-1.2642971E-05	2.3265056E-05	0.000000	-7.2789766E-19	6.7762636E-21	-5.3817864E-09
74	2.0747593E-05	-1.2537005E-05	2.0747593E-05	0.000000	-4.0824239E-19	-6.7762636E-21	-3.0183822E-09
75	1.8248219E-05	-1.2461567E-05	1.8248219E-05	0.000000	-8.9396400E-20	-1.0164395E-20	-6.6101109E-10
76	1.5761300E-05	-1.2412975E-05	1.5761300E-05	0.000000	2.2879125E-19	6.7762636E-21	1.6917186E-09
77	1.3281690E-05	-1.2386329E-05	1.3281690E-05	0.000000	5.4663678E-19	0.000000	4.0416154E-09
78	1.0805713E-05	-1.2375523E-05	1.0805713E-05	0.000000	8.6432125E-19	1.1858461E-20	6.3899691E-09
79	8.3307888E-06	-1.2373241E-05	8.3307888E-06	0.000000	2.3639950E-18	-1.6940659E-21	8.7379098E-09

```
+-------------------------------------------------------------------------------------------------------------------------------+
|                  PARATIEPLUS(TM)   NLS ENGINE RELEASE  2018.0    FULL VERSION  *Build date:Nov 13, 2017*                    |
|                                                                                                                               |
|                                  NewProject.BaseDesignSection_28.SISMICAGEO_1273                                              |
|                                 Exe Time : 4 September 2018 18:06:55                                                          |
+-------------------------------------------------------------------------------------------------------------------------------+
New Project


S T R E S S   R E S U L T S   F O R   G R O U P   N O.   1

0_L                                                          :
ELEMENT TYPE    5 NO.OF ELEMENTS. IN THIS GROUP   79
C U R R E N T   T I M E   I S      3.0000

 HARDENING 2D SOIL ELEMENT

 ****** TOTAL STRESS FORMULATION *****

  EL *   FORCE     DISPL-Y  VERTICAL-P  HORIZON.-P     MAX-V-P     MAX-H-P           STATE   STIFFNESS Z-LEVEL      PORE
E FACTOR    UFACTOR       Peq           Su_a         Su_p     LAYER
 ------------------------------------------------------------------------------------------------------------------------------
-------------------------------------------------------------------------------------------
   1 D  2.0083E-03  1.8979E-03  6.3056E-03  2.0083E-02  6.3056E-03  0.6685         PASSIVE   0.000       0.000       0.000
1.000       1.000      2.0083E-02   0.000       0.000     DI1_164_167_L_0
   2 D   2.064      1.7997E-03   3.240       10.32       3.240       10.32         PASSIVE   0.000      -0.2000      0.000
1.000       1.000       10.32       0.000       0.000     DI1_164_167_L_0
   3 D   4.227      1.7019E-03   6.637       21.14       6.637       21.14         PASSIVE   0.000      -0.4000      0.000
1.000       1.000       21.14       0.000       0.000     DI1_164_167_L_0
   4 D   6.525      1.6049E-03   10.24       32.62       10.24       32.62         PASSIVE   0.000      -0.6000      0.000
1.000       1.000       32.62       0.000       0.000     DI1_164_167_L_0
   5 D   8.920      1.5090E-03   14.00       44.60       14.00       44.60         PASSIVE   0.000      -0.8000      0.000
1.000       1.000       44.60       0.000       0.000     DI1_164_167_L_0
   6 D   9.679      1.4146E-03   17.83       48.39       17.83       48.39             V-C  2.2694E+04  -1.000       0.000
1.000       1.000       48.39       0.000       0.000     DI1_164_167_L_0
   7 D   9.661      1.3220E-03   21.70       48.30       21.70       48.30             V-C  2.2694E+04  -1.200       0.000
1.000       1.000       48.30       0.000       0.000     DI1_164_167_L_0
   8 D   9.618      1.2314E-03   25.76       48.09       25.76       48.09             V-C  2.2694E+04  -1.400       0.000
1.000       1.000       48.09       0.000       0.000     DI1_164_167_L_0
   9 D   9.564      1.1433E-03   29.67       47.82       29.67       47.82             V-C  2.2694E+04  -1.600       0.000
1.000       1.000       47.82       0.000       0.000     DI1_164_167_L_0
  10 D   9.507      1.0577E-03   34.27       47.53       34.27       47.53             V-C  2.2694E+04  -1.800       0.000
1.000       1.000       47.53       0.000       0.000     DI1_164_167_L_0
  11 D   9.453      9.7485E-04   37.91       47.26       37.91       47.26             V-C  2.2694E+04  -2.000       0.000
1.000       1.000       47.26       0.000       0.000     DI1_164_167_L_0
  12 D   9.405      8.9498E-04   41.48       47.03       41.48       47.03             V-C  2.2694E+04  -2.200       0.000
1.000       1.000       47.03       0.000       0.000     DI1_164_167_L_0
  13 D   9.367      8.1819E-04   45.62       46.84       45.62       46.84             V-C  2.2694E+04  -2.400       0.000
1.000       1.000       46.84       0.000       0.000     DI1_164_167_L_0
  14 D   9.341      7.4461E-04   49.06       46.71       49.06       46.71             V-C  2.2694E+04  -2.600       0.000
1.000       1.000       46.71       0.000       0.000     DI1_164_167_L_0
  15 D   9.327      6.7434E-04   52.48       46.64       52.48       46.64             V-C  2.2694E+04  -2.800       0.000
1.000       1.000       46.64       0.000       0.000     DI1_164_167_L_0
  16 D   9.328      6.0744E-04   56.37       46.64       56.37       46.64             V-C  2.2694E+04  -3.000       0.000
1.000       1.000       46.64       0.000       0.000     DI1_164_167_L_0
  17 D   9.342      5.4397E-04   59.72       46.71       59.72       46.71             V-C  2.2694E+04  -3.200       0.000
1.000       1.000       46.71       0.000       0.000     DI1_164_167_L_0
  18 D   9.372      4.8395E-04   63.49       46.86       63.49       46.86             V-C  2.2694E+04  -3.400       0.000
1.000       1.000       46.86       0.000       0.000     DI1_164_167_L_0
  19 D   9.416      4.2739E-04   66.79       47.08       66.79       47.08             V-C  2.2694E+04  -3.600       0.000
1.000       1.000       47.08       0.000       0.000     DI1_164_167_L_0
  20 D   9.476      3.7428E-04   70.09       47.38       70.09       47.38             V-C  2.2694E+04  -3.800       0.000
1.000       1.000       47.38       0.000       0.000     DI1_164_167_L_0
  21 D   9.552      3.2458E-04   73.38       47.76       73.38       47.76             V-C  2.2694E+04  -4.000       0.000
1.000       1.000       47.76       0.000       0.000     DI1_164_167_L_0
  22 D   9.642      2.7825E-04   77.01       48.21       77.01       48.21             V-C  2.2694E+04  -4.200       0.000
1.000       1.000       48.21       0.000       0.000     DI1_164_167_L_0
  23 D   9.747      2.3524E-04   80.27       48.74       80.27       48.74             V-C  2.2694E+04  -4.400       0.000
1.000       1.000       48.74       0.000       0.000     DI1_164_167_L_0
  24 D   9.867      1.9546E-04   83.53       49.33       83.53       49.33             V-C  2.2694E+04  -4.600       0.000
1.000       1.000       49.33       0.000       0.000     DI1_164_167_L_0
```

25 D	10.00	1.5884E-04	87.10	50.01	87.10	50.01	V-C	2.2694E+04	-4.800	0.000		
1.000	1.000	50.01	0.000	0.000	DI1_164_167_L_0							
26 D	10.94	1.2528E-04	90.34	54.69	90.34	54.69	V-C	5.4170E+04	-5.000	0.000		
1.000	1.000	54.69	0.000	0.000	DI2_165_168_L_0							
27 D	10.91	9.4687E-05	93.58	54.54	93.58	54.54	V-C	5.4170E+04	-5.200	0.000		
1.000	1.000	54.54	0.000	0.000	DI2_165_168_L_0							
28 D	10.91	6.6944E-05	97.10	54.54	97.10	54.54	V-C	5.4170E+04	-5.400	0.000		
1.000	1.000	54.54	0.000	0.000	DI2_165_168_L_0							
29 D	10.94	4.1929E-05	100.3	54.69	100.3	54.69	V-C	5.4170E+04	-5.600	0.000		
1.000	1.000	54.69	0.000	0.000	DI2_165_168_L_0							
30 D	11.00	1.9512E-05	103.6	54.98	103.6	54.98	V-C	5.4170E+04	-5.800	0.000		
1.000	1.000	54.98	0.000	0.000	DI2_165_168_L_0							
31 D	11.08	-4.4238E-07	107.0	55.39	107.0	55.43	UL-RL	8.6671E+04	-6.000	0.000		
1.000	1.000	55.39	0.000	0.000	DI2_165_168_L_0							
32 D	11.07	-1.8076E-05	110.3	55.37	110.3	56.94	UL-RL	8.6671E+04	-6.200	0.000		
1.000	1.000	55.37	0.000	0.000	DI2_165_168_L_0							
33 D	11.11	-3.3532E-05	113.5	55.54	113.5	58.44	UL-RL	8.6671E+04	-6.400	0.000		
1.000	1.000	55.54	0.000	0.000	DI2_165_168_L_0							
34 D	11.18	-4.6953E-05	116.9	55.88	116.9	59.95	UL-RL	8.6671E+04	-6.600	0.000		
1.000	1.000	55.88	0.000	0.000	DI2_165_168_L_0							
35 D	11.28	-5.8485E-05	120.1	56.39	120.1	61.46	UL-RL	8.6671E+04	-6.800	0.000		
1.000	1.000	56.39	0.000	0.000	DI2_165_168_L_0							
36 D	11.41	-6.8268E-05	123.3	57.06	123.3	62.98	UL-RL	8.6671E+04	-7.000	0.000		
1.000	1.000	57.06	0.000	0.000	DI2_165_168_L_0							
37 D	11.57	-7.6441E-05	126.8	57.86	126.8	64.49	UL-RL	8.6671E+04	-7.200	0.000		
1.000	1.000	57.86	0.000	0.000	DI2_165_168_L_0							
38 D	11.76	-8.3140E-05	130.0	58.80	130.0	66.00	UL-RL	8.6671E+04	-7.400	0.000		
1.000	1.000	58.80	0.000	0.000	DI2_165_168_L_0							
39 D	11.97	-8.8495E-05	133.2	59.85	133.2	67.52	UL-RL	8.6671E+04	-7.600	0.000		
1.000	1.000	59.85	0.000	0.000	DI2_165_168_L_0							
40 D	12.20	-9.2631E-05	136.6	61.00	136.6	69.03	UL-RL	8.6671E+04	-7.800	0.000		
1.000	1.000	61.00	0.000	0.000	DI2_165_168_L_0							
41 D	12.45	-9.5667E-05	139.8	62.26	139.8	70.55	UL-RL	8.6671E+04	-8.000	0.000		
1.000	1.000	62.26	0.000	0.000	DI2_165_168_L_0							
42 D	12.72	-9.7719E-05	143.0	63.60	143.0	72.07	UL-RL	8.6671E+04	-8.200	0.000		
1.000	1.000	63.60	0.000	0.000	DI2_165_168_L_0							
43 D	13.00	-9.8894E-05	146.4	65.02	146.4	73.59	UL-RL	8.6671E+04	-8.400	0.000		
1.000	1.000	65.02	0.000	0.000	DI2_165_168_L_0							
44 D	13.30	-9.9292E-05	149.6	66.50	149.6	75.11	UL-RL	8.6671E+04	-8.600	0.000		
1.000	1.000	66.50	0.000	0.000	DI2_165_168_L_0							
45 D	13.61	-9.9010E-05	152.8	68.05	152.8	76.63	UL-RL	8.6671E+04	-8.800	0.000		
1.000	1.000	68.05	0.000	0.000	DI2_165_168_L_0							
46 D	13.93	-9.8135E-05	156.2	69.65	156.2	78.16	UL-RL	8.6671E+04	-9.000	0.000		
1.000	1.000	69.65	0.000	0.000	DI2_165_168_L_0							
47 D	10.69	-9.6749E-05	159.4	71.29	159.4	79.68	UL-RL	8.6671E+04	-9.200	0.000		
1.000	1.000	71.29	0.000	0.000	DI2_165_168_L_0							
48 D	10.82	-9.5888E-05	161.1	72.13	161.1	80.44	UL-RL	8.6671E+04	-9.300	0.000		
1.000	1.000	72.13	0.000	0.000	DI2_165_168_L_0							
49 D	14.77	-9.3877E-05	164.3	73.83	164.3	81.97	UL-RL	8.6671E+04	-9.500	0.000		
1.000	1.000	73.83	0.000	0.000	DI2_165_168_L_0							
50 D	15.11	-9.1532E-05	167.5	75.56	167.5	83.50	UL-RL	8.6671E+04	-9.700	0.000		
1.000	1.000	75.56	0.000	0.000	DI2_165_168_L_0							
51 D	15.46	-8.8914E-05	170.8	77.32	170.8	85.02	UL-RL	8.6671E+04	-9.900	0.000		
1.000	1.000	77.32	0.000	0.000	DI2_165_168_L_0							
52 D	15.82	-8.6077E-05	174.0	79.09	174.0	86.55	UL-RL	8.6671E+04	-10.10	0.000		
1.000	1.000	79.09	0.000	0.000	DI2_165_168_L_0							
53 D	16.18	-8.3070E-05	177.2	80.89	177.2	88.09	UL-RL	8.6671E+04	-10.30	0.000		
1.000	1.000	80.89	0.000	0.000	DI2_165_168_L_0							
54 D	16.54	-7.9936E-05	180.6	82.69	180.6	89.62	UL-RL	8.6671E+04	-10.50	0.000		
1.000	1.000	82.69	0.000	0.000	DI2_165_168_L_0							
55 D	16.90	-7.6714E-05	183.8	84.50	183.8	91.15	UL-RL	8.6671E+04	-10.70	0.000		
1.000	1.000	84.50	0.000	0.000	DI2_165_168_L_0							
56 D	17.26	-7.3436E-05	187.0	86.32	187.0	92.68	UL-RL	8.6671E+04	-10.90	0.000		
1.000	1.000	86.32	0.000	0.000	DI2_165_168_L_0							
57 D	17.63	-7.0131E-05	190.3	88.14	190.3	94.22	UL-RL	8.6671E+04	-11.10	0.000		
1.000	1.000	88.14	0.000	0.000	DI2_165_168_L_0							
58 D	17.99	-6.6823E-05	193.5	89.96	193.5	95.76	UL-RL	8.6671E+04	-11.30	0.000		
1.000	1.000	89.96	0.000	0.000	DI2_165_168_L_0							
59 D	18.36	-6.3533E-05	196.7	91.79	196.7	97.29	UL-RL	8.6671E+04	-11.50	0.000		
1.000	1.000	91.79	0.000	0.000	DI2_165_168_L_0							
60 D	18.72	-6.0276E-05	200.0	93.61	200.0	98.83	UL-RL	8.6671E+04	-11.70	0.000		
1.000	1.000	93.61	0.000	0.000	DI2_165_168_L_0							
61 D	19.08	-5.7066E-05	203.2	95.42	203.2	100.4	UL-RL	8.6671E+04	-11.90	0.000		
1.000	1.000	95.42	0.000	0.000	DI2_165_168_L_0							

62 D	19.45	-5.3911E-05	206.4	97.24	206.4	101.9	UL-RL	8.6671E+04	-12.10	0.000		
1.000	1.000	97.24	0.000	0.000	DI2_165_168_L_0							
63 D	19.81	-5.0819E-05	209.8	99.05	209.8	103.5	UL-RL	8.6671E+04	-12.30	0.000		
1.000	1.000	99.05	0.000	0.000	DI2_165_168_L_0							
64 D	20.17	-4.7793E-05	213.0	100.9	213.0	105.0	UL-RL	8.6671E+04	-12.50	0.000		
1.000	1.000	100.9	0.000	0.000	DI2_165_168_L_0							
65 D	20.53	-4.4835E-05	216.2	102.7	216.2	106.5	UL-RL	8.6671E+04	-12.70	0.000		
1.000	1.000	102.7	0.000	0.000	DI2_165_168_L_0							
66 D	20.89	-4.1944E-05	219.5	104.4	219.5	108.1	UL-RL	8.6671E+04	-12.90	0.000		
1.000	1.000	104.4	0.000	0.000	DI2_165_168_L_0							
67 D	21.25	-3.9118E-05	222.7	106.2	222.7	109.6	UL-RL	8.6671E+04	-13.10	0.000		
1.000	1.000	106.2	0.000	0.000	DI2_165_168_L_0							
68 D	21.60	-3.6354E-05	225.9	108.0	225.9	111.2	UL-RL	8.6671E+04	-13.30	0.000		
1.000	1.000	108.0	0.000	0.000	DI2_165_168_L_0							
69 D	21.96	-3.3647E-05	229.2	109.8	229.2	112.7	UL-RL	8.6671E+04	-13.50	0.000		
1.000	1.000	109.8	0.000	0.000	DI2_165_168_L_0							
70 D	22.32	-3.0991E-05	232.4	111.6	232.4	114.3	UL-RL	8.6671E+04	-13.70	0.000		
1.000	1.000	111.6	0.000	0.000	DI2_165_168_L_0							
71 D	22.67	-2.8380E-05	235.6	113.4	235.6	115.8	UL-RL	8.6671E+04	-13.90	0.000		
1.000	1.000	113.4	0.000	0.000	DI2_165_168_L_0							
72 D	23.03	-2.5807E-05	238.9	115.1	238.9	117.4	UL-RL	8.6671E+04	-14.10	0.000		
1.000	1.000	115.1	0.000	0.000	DI2_165_168_L_0							
73 D	23.38	-2.3265E-05	242.1	116.9	242.1	118.9	UL-RL	8.6671E+04	-14.30	0.000		
1.000	1.000	116.9	0.000	0.000	DI2_165_168_L_0							
74 D	23.73	-2.0748E-05	245.3	118.7	245.3	120.5	UL-RL	8.6671E+04	-14.50	0.000		
1.000	1.000	118.7	0.000	0.000	DI2_165_168_L_0							
75 D	24.09	-1.8248E-05	248.6	120.4	248.6	122.0	UL-RL	8.6671E+04	-14.70	0.000		
1.000	1.000	120.4	0.000	0.000	DI2_165_168_L_0							
76 D	24.44	-1.5761E-05	251.8	122.2	251.8	123.6	UL-RL	8.6671E+04	-14.90	0.000		
1.000	1.000	122.2	0.000	0.000	DI2_165_168_L_0							
77 D	24.79	-1.3282E-05	255.0	124.0	255.0	125.1	UL-RL	8.6671E+04	-15.10	0.000		
1.000	1.000	124.0	0.000	0.000	DI2_165_168_L_0							
78 D	25.15	-1.0806E-05	258.3	125.7	258.3	126.7	UL-RL	8.6671E+04	-15.30	0.000		
1.000	1.000	125.7	0.000	0.000	DI2_165_168_L_0							
79 D	12.75	-8.3308E-06	261.5	127.5	261.5	128.2	UL-RL	8.6671E+04	-15.50	0.000		
1.000	1.000	127.5	0.000	0.000	DI2_165_168_L_0							

```
+-------------------------------------------------------------------------------------------------------------------------------+
|                   PARATIEPLUS(TM)   NLS ENGINE RELEASE  2018.0    FULL VERSION  *Build date:Nov 13, 2017*                    |
|                                                                                                                               |
|                                    NewProject.BaseDesignSection_28.SISMICAGEO_1273                                            |
|                                   Exe Time : 4 September 2018 18:06:55                                                        |
+-------------------------------------------------------------------------------------------------------------------------------+
New Project


S T R E S S   R E S U L T S   F O R   G R O U P   N O.   2

0_R                                                              :
ELEMENT TYPE    5 NO.OF ELEMENTS. IN THIS GROUP   79
C U R R E N T   T I M E   I S      3.0000

 HARDENING 2D SOIL ELEMENT

 ****** TOTAL STRESS FORMULATION *****

  EL *   FORCE     DISPL-Y  VERTICAL-P  HORIZON.-P     MAX-V-P     MAX-H-P           STATE   STIFFNESS Z-LEVEL      PORE
E FACTOR    UFACTOR       Peq           Su_a         Su_p     LAYER
 ------------------------------------------------------------------------------------------------------------------------------
-------------------------------------------------------------------------------------------
   1     0.000         --          --          --          --          --          REMOVED     --        0.000       0.000
1.000       1.000       0.000       0.000       0.000     not available
   2     0.000         --          --          --          --          --          REMOVED     --      -0.2000       0.000
1.000       1.000       0.000       0.000       0.000     not available
   3     0.000         --          --          --          --          --          REMOVED     --      -0.4000       0.000
1.000       1.000       0.000       0.000       0.000     not available
   4     0.000         --          --          --          --          --          REMOVED     --      -0.6000       0.000
1.000       1.000       0.000       0.000       0.000     not available
   5     0.000         --          --          --          --          --          REMOVED     --      -0.8000       0.000
1.000       1.000       0.000       0.000       0.000     not available
   6 D   0.000     -1.4146E-03   0.000       0.000       16.00       16.29         ACTIVE   0.000      -1.000       0.000
1.000       1.000       0.000       0.000       0.000     DI1_164_167_L_0
   7 D  0.2618     -1.3220E-03   3.200       1.309       19.20       18.30         ACTIVE   0.000      -1.200       0.000
1.000       1.000       1.309       0.000       0.000     DI1_164_167_L_0
   8 D  0.5235     -1.2314E-03   6.400       2.618       22.40       20.14         ACTIVE   0.000      -1.400       0.000
1.000       1.000       2.618       0.000       0.000     DI1_164_167_L_0
   9 D  0.7853     -1.1433E-03   9.600       3.926       25.60       21.87         ACTIVE   0.000      -1.600       0.000
1.000       1.000       3.926       0.000       0.000     DI1_164_167_L_0
  10 D   1.047     -1.0577E-03   12.80       5.235       28.80       23.53         ACTIVE   0.000      -1.800       0.000
1.000       1.000       5.235       0.000       0.000     DI1_164_167_L_0
  11 D   1.309     -9.7485E-04   16.00       6.544       32.00       25.14         ACTIVE   0.000      -2.000       0.000
1.000       1.000       6.544       0.000       0.000     DI1_164_167_L_0
  12 D   1.571     -8.9498E-04   19.20       7.853       35.20       26.72         ACTIVE   0.000      -2.200       0.000
1.000       1.000       7.853       0.000       0.000     DI1_164_167_L_0
  13 D   1.832     -8.1819E-04   22.40       9.162       38.40       28.27         ACTIVE   0.000      -2.400       0.000
1.000       1.000       9.162       0.000       0.000     DI1_164_167_L_0
  14 D   2.094     -7.4461E-04   25.60       10.47       41.60       29.81         ACTIVE   0.000      -2.600       0.000
1.000       1.000       10.47       0.000       0.000     DI1_164_167_L_0
  15 D   2.356     -6.7434E-04   28.80       11.78       44.80       31.33         ACTIVE   0.000      -2.800       0.000
1.000       1.000       11.78       0.000       0.000     DI1_164_167_L_0
  16 D   2.618     -6.0744E-04   32.00       13.09       48.00       32.85         ACTIVE   0.000      -3.000       0.000
1.000       1.000       13.09       0.000       0.000     DI1_164_167_L_0
  17 D   2.879     -5.4397E-04   35.20       14.40       51.20       34.37         ACTIVE   0.000      -3.200       0.000
1.000       1.000       14.40       0.000       0.000     DI1_164_167_L_0
  18 D   3.430     -4.8395E-04   38.40       17.15       54.40       35.88          UL-RL  2.9713E+04  -3.400       0.000
1.000       1.000       17.15       0.000       0.000     DI1_164_167_L_0
  19 D   4.072     -4.2739E-04   41.60       20.36       57.60       37.38          UL-RL  2.9713E+04  -3.600       0.000
1.000       1.000       20.36       0.000       0.000     DI1_164_167_L_0
  20 D   4.692     -3.7428E-04   44.80       23.46       60.80       38.89          UL-RL  2.9713E+04  -3.800       0.000
1.000       1.000       23.46       0.000       0.000     DI1_164_167_L_0
  21 D   5.292     -3.2458E-04   48.00       26.46       64.00       40.39          UL-RL  2.9713E+04  -4.000       0.000
1.000       1.000       26.46       0.000       0.000     DI1_164_167_L_0
  22 D   5.871     -2.7825E-04   51.20       29.36       67.20       41.89          UL-RL  2.9713E+04  -4.200       0.000
1.000       1.000       29.36       0.000       0.000     DI1_164_167_L_0
  23 D   6.430     -2.3524E-04   54.40       32.15       70.40       43.40          UL-RL  2.9713E+04  -4.400       0.000
1.000       1.000       32.15       0.000       0.000     DI1_164_167_L_0
  24 D   6.969     -1.9546E-04   57.60       34.85       73.60       44.90          UL-RL  2.9713E+04  -4.600       0.000
1.000       1.000       34.85       0.000       0.000     DI1_164_167_L_0
```

25 D	7.490	-1.5884E-04	60.80	37.45	76.80	46.40	UL-RL	2.9713E+04	-4.800	0.000		
1.000	1.000	37.45	0.000	0.000	DI1_164_167_L_0							
26 D	7.134	-1.2528E-04	64.00	35.67	80.00	47.90	UL-RL	6.3955E+04	-5.000	0.000		
1.000	1.000	35.67	0.000	0.000	DI2_165_168_L_0							
27 D	7.828	-9.4687E-05	67.20	39.14	83.20	49.41	UL-RL	6.3955E+04	-5.200	0.000		
1.000	1.000	39.14	0.000	0.000	DI2_165_168_L_0							
28 D	8.485	-6.6944E-05	70.40	42.43	86.40	50.91	UL-RL	6.3955E+04	-5.400	0.000		
1.000	1.000	42.43	0.000	0.000	DI2_165_168_L_0							
29 D	9.108	-4.1929E-05	73.60	45.54	89.60	52.42	UL-RL	6.3955E+04	-5.600	0.000		
1.000	1.000	45.54	0.000	0.000	DI2_165_168_L_0							
30 D	9.697	-1.9512E-05	76.80	48.48	92.80	53.92	UL-RL	6.3955E+04	-5.800	0.000		
1.000	1.000	48.48	0.000	0.000	DI2_165_168_L_0							
31 D	10.25	4.4238E-07	80.00	51.27	96.00	55.43	UL-RL	6.3955E+04	-6.000	0.000		
1.000	1.000	51.27	0.000	0.000	DI2_165_168_L_0							
32 D	10.78	1.8076E-05	83.20	53.92	99.20	56.94	UL-RL	6.3955E+04	-6.200	0.000		
1.000	1.000	53.92	0.000	0.000	DI2_165_168_L_0							
33 D	11.28	3.3532E-05	86.40	56.42	102.4	58.44	UL-RL	6.3955E+04	-6.400	0.000		
1.000	1.000	56.42	0.000	0.000	DI2_165_168_L_0							
34 D	11.76	4.6953E-05	89.60	58.79	105.6	59.95	UL-RL	6.3955E+04	-6.600	0.000		
1.000	1.000	58.79	0.000	0.000	DI2_165_168_L_0							
35 D	12.19	5.8485E-05	92.80	60.93	108.8	61.65	UL-RL	6.3955E+04	-6.800	0.000		
1.000	1.000	60.93	0.000	0.000	DI2_165_168_L_0							
36 D	12.60	6.8268E-05	96.00	62.99	112.0	63.31	UL-RL	6.3955E+04	-7.000	0.000		
1.000	1.000	62.99	0.000	0.000	DI2_165_168_L_0							
37 D	12.98	7.6441E-05	99.20	64.90	115.2	65.04	UL-RL	6.3955E+04	-7.200	0.000		
1.000	1.000	64.90	0.000	0.000	DI2_165_168_L_0							
38 D	13.34	8.3140E-05	102.4	66.70	118.4	66.80	UL-RL	6.3955E+04	-7.400	0.000		
1.000	1.000	66.70	0.000	0.000	DI2_165_168_L_0							
39 D	13.69	8.8495E-05	105.6	68.44	121.6	68.51	UL-RL	6.3955E+04	-7.600	0.000		
1.000	1.000	68.44	0.000	0.000	DI2_165_168_L_0							
40 D	14.03	9.2631E-05	108.8	70.14	124.8	70.17	UL-RL	6.3955E+04	-7.800	0.000		
1.000	1.000	70.14	0.000	0.000	DI2_165_168_L_0							
41 D	14.36	9.5667E-05	112.0	71.79	128.0	71.79	UL-RL	6.3955E+04	-8.000	0.000		
1.000	1.000	71.79	0.000	0.000	DI2_165_168_L_0							
42 D	14.68	9.7719E-05	115.2	73.39	131.2	73.39	V-C	3.9972E+04	-8.200	0.000		
1.000	1.000	73.39	0.000	0.000	DI2_165_168_L_0							
43 D	14.99	9.8894E-05	118.4	74.96	134.4	74.96	V-C	3.9972E+04	-8.400	0.000		
1.000	1.000	74.96	0.000	0.000	DI2_165_168_L_0							
44 D	15.30	9.9292E-05	121.6	76.50	137.6	76.50	V-C	3.9972E+04	-8.600	0.000		
1.000	1.000	76.50	0.000	0.000	DI2_165_168_L_0							
45 D	15.60	9.9010E-05	124.8	78.01	140.8	78.01	V-C	3.9972E+04	-8.800	0.000		
1.000	1.000	78.01	0.000	0.000	DI2_165_168_L_0							
46 D	15.90	9.8135E-05	128.0	79.50	144.0	79.50	V-C	3.9972E+04	-9.000	0.000		
1.000	1.000	79.50	0.000	0.000	DI2_165_168_L_0							
47 D	12.15	9.6749E-05	131.2	80.98	147.2	80.98	V-C	3.9972E+04	-9.200	0.000		
1.000	1.000	80.98	0.000	0.000	DI2_165_168_L_0							
48 D	12.26	9.5888E-05	132.8	81.70	148.8	81.70	V-C	3.9972E+04	-9.300	0.000		
1.000	1.000	81.70	0.000	0.000	DI2_165_168_L_0							
49 D	16.63	9.3877E-05	136.0	83.15	152.0	83.15	V-C	3.9972E+04	-9.500	0.000		
1.000	1.000	83.15	0.000	0.000	DI2_165_168_L_0							
50 D	16.92	9.1532E-05	139.2	84.59	155.2	84.59	V-C	3.9972E+04	-9.700	0.000		
1.000	1.000	84.59	0.000	0.000	DI2_165_168_L_0							
51 D	17.20	8.8914E-05	142.4	86.01	158.4	86.01	V-C	3.9972E+04	-9.900	0.000		
1.000	1.000	86.01	0.000	0.000	DI2_165_168_L_0							
52 D	17.49	8.6077E-05	145.6	87.43	161.6	87.43	V-C	3.9972E+04	-10.10	0.000		
1.000	1.000	87.43	0.000	0.000	DI2_165_168_L_0							
53 D	17.77	8.3070E-05	148.8	88.84	164.8	88.84	V-C	3.9972E+04	-10.30	0.000		
1.000	1.000	88.84	0.000	0.000	DI2_165_168_L_0							
54 D	18.05	7.9936E-05	152.0	90.25	168.0	90.25	V-C	3.9972E+04	-10.50	0.000		
1.000	1.000	90.25	0.000	0.000	DI2_165_168_L_0							
55 D	18.33	7.6714E-05	155.2	91.66	171.2	91.66	V-C	3.9972E+04	-10.70	0.000		
1.000	1.000	91.66	0.000	0.000	DI2_165_168_L_0							
56 D	18.61	7.3436E-05	158.4	93.06	174.4	93.06	V-C	3.9972E+04	-10.90	0.000		
1.000	1.000	93.06	0.000	0.000	DI2_165_168_L_0							
57 D	18.89	7.0131E-05	161.6	94.46	177.6	94.46	V-C	3.9972E+04	-11.10	0.000		
1.000	1.000	94.46	0.000	0.000	DI2_165_168_L_0							
58 D	19.17	6.6823E-05	164.8	95.87	180.8	95.87	V-C	3.9972E+04	-11.30	0.000		
1.000	1.000	95.87	0.000	0.000	DI2_165_168_L_0							
59 D	19.45	6.3533E-05	168.0	97.27	184.0	97.29	UL-RL	6.3955E+04	-11.50	0.000		
1.000	1.000	97.27	0.000	0.000	DI2_165_168_L_0							
60 D	19.72	6.0276E-05	171.2	98.60	187.2	98.83	UL-RL	6.3955E+04	-11.70	0.000		
1.000	1.000	98.60	0.000	0.000	DI2_165_168_L_0							
61 D	19.99	5.7066E-05	174.4	99.93	190.4	100.4	UL-RL	6.3955E+04	-11.90	0.000		
1.000	1.000	99.93	0.000	0.000	DI2_165_168_L_0							

62 D	20.25	5.3911E-05	177.6	101.3	193.6	101.9	UL-RL	6.3955E+04	-12.10	0.000	
1.000	1.000	101.3	0.000	0.000	DI2_165_168_L_0						
63 D	20.52	5.0819E-05	180.8	102.6	196.8	103.5	UL-RL	6.3955E+04	-12.30	0.000	
1.000	1.000	102.6	0.000	0.000	DI2_165_168_L_0						
64 D	20.79	4.7793E-05	184.0	104.0	200.0	105.0	UL-RL	6.3955E+04	-12.50	0.000	
1.000	1.000	104.0	0.000	0.000	DI2_165_168_L_0						
65 D	21.06	4.4835E-05	187.2	105.3	203.2	106.5	UL-RL	6.3955E+04	-12.70	0.000	
1.000	1.000	105.3	0.000	0.000	DI2_165_168_L_0						
66 D	21.34	4.1944E-05	190.4	106.7	206.4	108.1	UL-RL	6.3955E+04	-12.90	0.000	
1.000	1.000	106.7	0.000	0.000	DI2_165_168_L_0						
67 D	21.61	3.9118E-05	193.6	108.0	209.6	109.6	UL-RL	6.3955E+04	-13.10	0.000	
1.000	1.000	108.0	0.000	0.000	DI2_165_168_L_0						
68 D	21.88	3.6354E-05	196.8	109.4	212.8	111.2	UL-RL	6.3955E+04	-13.30	0.000	
1.000	1.000	109.4	0.000	0.000	DI2_165_168_L_0						
69 D	22.16	3.3647E-05	200.0	110.8	216.0	112.7	UL-RL	6.3955E+04	-13.50	0.000	
1.000	1.000	110.8	0.000	0.000	DI2_165_168_L_0						
70 D	22.43	3.0991E-05	203.2	112.2	219.2	114.3	UL-RL	6.3955E+04	-13.70	0.000	
1.000	1.000	112.2	0.000	0.000	DI2_165_168_L_0						
71 D	22.71	2.8380E-05	206.4	113.6	222.4	115.8	UL-RL	6.3955E+04	-13.90	0.000	
1.000	1.000	113.6	0.000	0.000	DI2_165_168_L_0						
72 D	22.99	2.5807E-05	209.6	114.9	225.6	117.4	UL-RL	6.3955E+04	-14.10	0.000	
1.000	1.000	114.9	0.000	0.000	DI2_165_168_L_0						
73 D	23.27	2.3265E-05	212.8	116.3	228.8	118.9	UL-RL	6.3955E+04	-14.30	0.000	
1.000	1.000	116.3	0.000	0.000	DI2_165_168_L_0						
74 D	23.54	2.0748E-05	216.0	117.7	232.0	120.5	UL-RL	6.3955E+04	-14.50	0.000	
1.000	1.000	117.7	0.000	0.000	DI2_165_168_L_0						
75 D	23.82	1.8248E-05	219.2	119.1	235.2	122.0	UL-RL	6.3955E+04	-14.70	0.000	
1.000	1.000	119.1	0.000	0.000	DI2_165_168_L_0						
76 D	24.10	1.5761E-05	222.4	120.5	238.4	123.6	UL-RL	6.3955E+04	-14.90	0.000	
1.000	1.000	120.5	0.000	0.000	DI2_165_168_L_0						
77 D	24.38	1.3282E-05	225.6	121.9	241.6	125.1	UL-RL	6.3955E+04	-15.10	0.000	
1.000	1.000	121.9	0.000	0.000	DI2_165_168_L_0						
78 D	24.66	1.0806E-05	228.8	123.3	244.8	126.7	UL-RL	6.3955E+04	-15.30	0.000	
1.000	1.000	123.3	0.000	0.000	DI2_165_168_L_0						
79 D	12.47	8.3308E-06	232.0	124.7	248.0	128.2	UL-RL	6.3955E+04	-15.50	0.000	
1.000	1.000	124.7	0.000	0.000	DI2_165_168_L_0						

```
+-----------------------------------------------------------------------------------------------------------------------+
|                  PARATIEPLUS(TM)   NLS ENGINE RELEASE  2018.0    FULL VERSION  *Build date:Nov 13, 2017*              |
|                                                                                                                       |
|                                   NewProject.BaseDesignSection_28.SISMICAGEO_1273                                     |
|                                  Exe Time : 4 September 2018 18:06:55                                                 |
+-----------------------------------------------------------------------------------------------------------------------+
New Project


S T R E S S   R E S U L T S   F O R   G R O U P   N O.   3

WallElement_33                                                :
ELEMENT TYPE    2 NO.OF ELEMENTS. IN THIS GROUP   78
C U R R E N T   T I M E   I S     3.0000

 WALL2D ELEMENT

   EL      TA          TB          MA          MB
-----------------------------------------------------
    1 -119.94      119.94    -2.56759E-11 -23.989
    2 -117.88      117.88      23.989     -47.564
    3 -113.65      113.65      47.564     -70.294
    4 -107.13      107.13      70.294     -91.720
    5 -98.206      98.206      91.720     -111.36
    6 -88.528      88.528      111.36     -129.07
    7 -79.129      79.129      129.07     -144.89
    8 -70.034      70.034      144.89     -158.90
    9 -61.255      61.255      158.90     -171.15
   10 -52.795      52.795      171.15     -181.71
   11 -44.652      44.652      181.71     -190.64
   12 -36.817      36.817      190.64     -198.00
   13 -29.282      29.282      198.00     -203.86
   14 -22.035      22.035      203.86     -208.27
   15 -15.063      15.063      208.27     -211.28
   16 -8.3529      8.3529      211.28     -212.95
   17 -1.8900      1.8900      212.95     -213.33
   18  4.0519     -4.0519      213.33     -212.52
   19  9.3965     -9.3965      212.52     -210.64
   20  14.180     -14.180      210.64     -207.80
   21  18.440     -18.440      207.80     -204.11
   22  22.211     -22.211      204.11     -199.67
   23  25.528     -25.528      199.67     -194.57
   24  28.425     -28.425      194.57     -188.88
   25  30.937     -30.937      188.88     -182.69
   26  34.741     -34.741      182.69     -175.75
   27  37.821     -37.821      175.75     -168.18
   28  40.243     -40.243      168.18     -160.13
   29  42.073     -42.073      160.13     -151.72
   30  43.372     -43.372      151.72     -143.04
   31  44.195     -44.195      143.04     -134.20
   32  44.486     -44.486      134.20     -125.31
   33  44.309     -44.309      125.31     -116.45
   34  43.728     -43.728      116.45     -107.70
   35  42.820     -42.820      107.70     -99.136
   36  41.634     -41.634      99.136     -90.810
   37  40.227     -40.227      90.810     -82.764
   38  38.646     -38.646      82.764     -75.035
   39  36.927     -36.927      75.035     -67.649
   40  35.101     -35.101      67.649     -60.629
   41  33.195     -33.195      60.629     -53.990
   42  31.236     -31.236      53.990     -47.743
   43  29.247     -29.247      47.743     -41.894
   44  27.247     -27.247      41.894     -36.445
   45  25.254     -25.254      36.445     -31.394
   46  23.284     -23.284      31.394     -26.737
   47  21.832     -21.832      26.737     -24.554
   48  20.396     -20.396      24.554     -20.475
   49  18.532     -18.532      20.475     -16.768
   50  16.727     -16.727      16.768     -13.423
   51  14.988     -14.988      13.423     -10.425
   52  13.321     -13.321      10.425     -7.7610
```

53	11.730	-11.730	7.7610	-5.4150
54	10.218	-10.218	5.4150	-3.3715
55	8.7868	-8.7868	3.3715	-1.6141
56	7.4388	-7.4388	1.6141	-0.12637
57	6.1743	-6.1743	0.12637	1.1085
58	4.9933	-4.9933	-1.1085	2.1072
59	3.8976	-3.8976	-2.1072	2.8867
60	2.8996	-2.8996	-2.8867	3.4666
61	1.9981	-1.9981	-3.4666	3.8662
62	1.1912	-1.1912	-3.8662	4.1045
63	0.47725	-0.47725	-4.1045	4.1999
64	-0.14585	0.14585	-4.1999	4.1707
65	-0.68010	0.68010	-4.1707	4.0347
66	-1.1275	1.1275	-4.0347	3.8092
67	-1.4901	1.4901	-3.8092	3.5112
68	-1.7697	1.7697	-3.5112	3.1573
69	-1.9679	1.9679	-3.1573	2.7637
70	-2.0864	2.0864	-2.7637	2.3464
71	-2.1264	2.1264	-2.3464	1.9211
72	-2.0891	2.0891	-1.9211	1.5033
73	-1.9755	1.9755	-1.5033	1.1082
74	-1.7862	1.7862	-1.1082	0.75098
75	-1.5218	1.5218	-0.75098	0.44663
76	-1.1828	1.1828	-0.44663	0.21008
77	-0.76918	0.76918	-0.21008	5.62399E-02
78	-0.28119	0.28119	-5.62399E-02	-3.28654E-13

```
+-------------------------------------------------------------------------------------------------------------------------+
|                   PARATIEPLUS(TM)   NLS ENGINE RELEASE  2018.0    FULL VERSION  *Build date:Nov 13, 2017*              |
|                                                                                                                         |
|                                    NewProject.BaseDesignSection_28.SISMICAGEO_1273                                      |
|                                   Exe Time : 4 September 2018 18:06:55                                                  |
+-------------------------------------------------------------------------------------------------------------------------+
New Project


S T R E S S   R E S U L T S   F O R   G R O U P   N O.   4

WallElement_New_76649                                        :
ELEMENT TYPE    2 NO.OF ELEMENTS. IN THIS GROUP   47
C U R R E N T   T I M E   I S      3.0000

 WALL2D ELEMENT

   EL      TA          TB          MA          MB
-----------------------------------------------------

***** NO ONE ELEMENT ACTIVE AT CURRENT STEP *****
```

```
+-------------------------------------------------------------------------------------------------------------------------------+
|                   PARATIEPLUS(TM)   NLS ENGINE RELEASE  2018.0    FULL VERSION  *Build date:Nov 13, 2017*                    |
|                                                                                                                               |
|                                    NewProject.BaseDesignSection_28.SISMICAGEO_1273                                            |
|                                   Exe Time : 4 September 2018 18:06:55                                                        |
+-------------------------------------------------------------------------------------------------------------------------------+
New Project


S T R E S S   R E S U L T S   F O R   G R O U P   N O.   5

Tieback_175                                                  :
ELEMENT TYPE    6 NO.OF ELEMENTS. IN THIS GROUP    1
C U R R E N T   T I M E   I S      3.0000

 POST-TENSION 2D-BOUNDARY ELEMENT

         EL    FORCE          d0          EDISPL     pl. eps          K     -ve limit   +ve limit
-----------------------------------------------------------------------------------------------------------
 ANCHOR    1   138.50     -1.79454E-03 -1.79454E-03   0.0000       0.0000       0.0000       0.0000     BORN NOW JUST
ACTIVATED

 ITER     0 RNORM = 0.000     RMNORM= 0.000
             RINORM=0.2929E+06 RIMNOR=0.2017E+07
             RENORM= 7460.     REMNOR=0.1206E-19 RATIO =0.1596     TOLER =0.1000E-03  NOT CONVERGED
             RFMAX = 119.9     RMMAX = 213.3
             RTSMAL=0.1000E-02 RMSMAL=0.1000E-02
             RDT   =0.2929E+06 RDR   =0.2017E+07
             RATIOT=0.1596     RATIOR= 0.000
             MAX UN= 16.92     IEQ=   246 NODE     50 DOF   1  Y-DISPL.F
             MIN UN=-.9644E-06 IEQ=     3 NODE      1 DOF   3  Y-DISPL.S
             NO. OF CONTACT CONSTRAINT VIOLATIONS     0


 ITER     2 RNORM = 0.000     RMNORM= 0.000
             RINORM=0.2929E+06 RIMNOR=0.2017E+07
             RENORM= 1636.     REMNOR=0.2493E-17 RATIO =0.7473E-01 TOLER =0.1000E-03  NOT CONVERGED
             RFMAX = 119.9     RMMAX = 213.3
             RTSMAL=0.1000E-02 RMSMAL=0.1000E-02
             RDT   =0.2929E+06 RDR   =0.2017E+07
             RATIOT=0.7473E-01 RATIOR= 0.000
             MAX UN= 12.92     IEQ=   261 NODE     53 DOF   1  Y-DISPL.F
             MIN UN=-.2549E-08 IEQ=    66 NODE     14 DOF   1  Y-DISPL.F
             NO. OF CONTACT CONSTRAINT VIOLATIONS     0


 ITER     3 RNORM = 0.000     RMNORM= 0.000
             RINORM=0.2929E+06 RIMNOR=0.2017E+07
             RENORM= 523.7     REMNOR=0.1225E-16 RATIO =0.4229E-01 TOLER =0.1000E-03  NOT CONVERGED
             RFMAX = 119.9     RMMAX = 213.3
             RTSMAL=0.1000E-02 RMSMAL=0.1000E-02
             RDT   =0.2929E+06 RDR   =0.2017E+07
             RATIOT=0.4229E-01 RATIOR= 0.000
             MAX UN= 11.17     IEQ=   281 NODE     57 DOF   1  Y-DISPL.F
             MIN UN=-.4418E-04 IEQ=   393 NODE     79 DOF   3  Y-DISPL.S
             NO. OF CONTACT CONSTRAINT VIOLATIONS     0


 ITER     4 RNORM = 0.000     RMNORM= 0.000
             RINORM=0.2929E+06 RIMNOR=0.2017E+07
             RENORM= 461.5     REMNOR=0.1879E-16 RATIO =0.3970E-01 TOLER =0.1000E-03  NOT CONVERGED
             RFMAX = 119.9     RMMAX = 213.3
             RTSMAL=0.1000E-02 RMSMAL=0.1000E-02
             RDT   =0.2929E+06 RDR   =0.2017E+07
             RATIOT=0.3970E-01 RATIOR= 0.000
             MAX UN= 12.26     IEQ=    31 NODE      7 DOF   1  Y-DISPL.F
             MIN UN=-.9876E-04 IEQ=   393 NODE     79 DOF   3  Y-DISPL.S
             NO. OF CONTACT CONSTRAINT VIOLATIONS     0


 ITER     5 RNORM = 0.000     RMNORM= 0.000
```

```
  RINORM=0.2929E+06 RIMNOR=0.2017E+07
  RENORM= 58.20     REMNOR=0.1009E-15 RATIO =0.1410E-01 TOLER =0.1000E-03  NOT CONVERGED
  RFMAX = 119.9     RMMAX = 213.3
  RTSMAL=0.1000E-02 RMSMAL=0.1000E-02
  RDT   =0.2929E+06 RDR   =0.2017E+07
  RATIOT=0.1410E-01 RATIOR= 0.000
  MAX UN= 6.300     IEQ=   311 NODE     63 DOF   1  Y-DISPL.F
  MIN UN=-.5066     IEQ=   391 NODE     79 DOF   1  Y-DISPL.F
  NO. OF CONTACT CONSTRAINT VIOLATIONS     0


ITER      6 RNORM = 0.000     RMNORM= 0.000
  RINORM=0.2929E+06 RIMNOR=0.2017E+07
  RENORM=0.1936     REMNOR=0.8238E-16 RATIO =0.8130E-03 TOLER =0.1000E-03  NOT CONVERGED
  RFMAX = 119.9     RMMAX = 213.3
  RTSMAL=0.1000E-02 RMSMAL=0.1000E-02
  RDT   =0.2929E+06 RDR   =0.2017E+07
  RATIOT=0.8130E-03 RATIOR= 0.000
  MAX UN=0.3626     IEQ=   366 NODE     74 DOF   1  Y-DISPL.F
  MIN UN=-.1726     IEQ=   386 NODE     78 DOF   1  Y-DISPL.F
  NO. OF CONTACT CONSTRAINT VIOLATIONS     0


ITER      7 RNORM = 0.000     RMNORM= 0.000
  RINORM=0.2929E+06 RIMNOR=0.2017E+07
  RENORM=0.1045E-06 REMNOR=0.4839E-16 RATIO =0.5974E-06 TOLER =0.1000E-03      CONVERGED !
  RFMAX = 119.9     RMMAX = 213.3
  RTSMAL=0.1000E-02 RMSMAL=0.1000E-02
  RDT   =0.2929E+06 RDR   =0.2017E+07
  RATIOT=0.5974E-06 RATIOR= 0.000
  MAX UN=0.5898E-04 IEQ=     3 NODE      1 DOF   3  Y-DISPL.S
  MIN UN=-.6482E-07 IEQ=   236 NODE     48 DOF   1  Y-DISPL.F
  NO. OF CONTACT CONSTRAINT VIOLATIONS     0
```

```
+-------------------------------------------------------------------------------------------------------------------------+
|                  PARATIEPLUS(TM)   NLS ENGINE RELEASE  2018.0    FULL VERSION  *Build date:Nov 13, 2017*              |
|                                                                                                                         |
|                                  NewProject.BaseDesignSection_28.SISMICAGEO_1273                                        |
|                                 Exe Time : 4 September 2018 18:06:55                                                    |
+-------------------------------------------------------------------------------------------------------------------------+
New Project
SOLUTION REACHED USING     7 ITERATIONS ON   40

P R I N T   O U T   F O R   T I M E   S T E P   4     ( AT TIME   4.000     )

PRINT OUT OF ACTIVE COMPONENTS (FIXED NODES ARE NOT PRINTED OUT)
```

	Y-DISPL.F (02)	X-ROT. F (04)	Y-DISPL.S (08)	X-ROT. S (10)	Y-FORCE (14)	GAP	C-FORCE
1	3.8912792E-02	-1.1616464E-03	3.8912792E-02	0.000000	-1.5955550E-14	-6.9388939E-18	-5.8984420E-05
2	3.8680374E-02	-1.1629821E-03	3.8680374E-02	0.000000	-7.8946533E-15	0.000000	-5.8369850E-05
3	3.8447421E-02	-1.1669870E-03	3.8447421E-02	0.000000	-7.8115038E-15	0.000000	-5.7755077E-05
4	3.8213402E-02	-1.1736546E-03	3.8213402E-02	0.000000	-7.7282995E-15	6.9388939E-18	-5.7139898E-05
5	3.7977783E-02	-1.1829737E-03	3.7977783E-02	0.000000	-7.6450139E-15	2.0816682E-17	-5.6524118E-05
6	3.7740036E-02	-1.1949282E-03	3.7740036E-02	0.000000	-7.5616210E-15	0.000000	-5.5907545E-05
7	3.7499637E-02	-1.2094970E-03	3.7499637E-02	0.000000	-7.4780953E-15	0.000000	-5.5289990E-05
8	3.7256065E-02	-1.2266538E-03	3.7256065E-02	0.000000	-7.3944122E-15	6.9388939E-18	-5.4671271E-05
9	3.7008805E-02	-1.2463671E-03	3.7008805E-02	0.000000	-7.3105473E-15	6.9388939E-18	-5.4051208E-05
10	3.6757350E-02	-1.2686001E-03	3.6757350E-02	0.000000	-7.2264769E-15	-6.9388939E-18	-5.3429626E-05
11	3.6501200E-02	-1.2933104E-03	3.6501200E-02	0.000000	-7.1421779E-15	6.9388939E-18	-5.2806353E-05
12	3.6239864E-02	-1.3204500E-03	3.6239864E-02	0.000000	-7.0576276E-15	1.3877788E-17	-5.2181223E-05
13	3.5972862E-02	-1.3499664E-03	3.5972862E-02	0.000000	-6.9728041E-15	-6.9388939E-18	-5.1554073E-05
14	3.5699723E-02	-1.3818015E-03	3.5699723E-02	0.000000	-6.8876858E-15	0.000000	-5.0924743E-05
15	3.5419991E-02	-1.4158927E-03	3.5419991E-02	0.000000	-6.8022518E-15	6.9388939E-18	-5.0293078E-05
16	3.5133220E-02	-1.4521725E-03	3.5133220E-02	0.000000	-6.7165319E-15	-6.9388939E-18	-4.9658928E-05
17	3.4838979E-02	-1.4905688E-03	3.4838979E-02	0.000000	-6.6304043E-15	1.3877788E-17	-4.9022141E-05
18	3.4536855E-02	-1.5310042E-03	3.4536855E-02	0.000000	-6.5438526E-15	0.000000	-4.8382580E-05
19	3.4226447E-02	-1.5733971E-03	3.4226447E-02	0.000000	-6.4569560E-15	-6.9388939E-18	-4.7740102E-05
20	3.3907371E-02	-1.6176610E-03	3.3907371E-02	0.000000	-6.3695987E-15	0.000000	-4.7094571E-05
21	3.3579265E-02	-1.6637049E-03	3.3579265E-02	0.000000	-6.2818595E-15	-6.9388939E-18	-4.6445858E-05
22	3.3241779E-02	-1.7114339E-03	3.3241779E-02	0.000000	-6.1937180E-15	0.000000	-4.5793827E-05
23	3.2894586E-02	-1.7607480E-03	3.2894586E-02	0.000000	-6.1050642E-15	-6.9388939E-18	-4.5138357E-05
24	3.2537381E-02	-1.8115428E-03	3.2537381E-02	0.000000	-6.0159287E-15	0.000000	-4.4479326E-05
25	3.2169878E-02	-1.8637095E-03	3.2169878E-02	0.000000	-5.9262955E-15	0.000000	-4.3816615E-05
26	3.1791813E-02	-1.9171350E-03	3.1791813E-02	0.000000	-5.8360970E-15	-6.9388939E-18	-4.3150109E-05
27	3.1402949E-02	-1.9717085E-03	3.1402949E-02	0.000000	-5.7454237E-15	6.9388939E-18	-4.2479701E-05
28	3.1003062E-02	-2.0273236E-03	3.1003062E-02	0.000000	-5.6542495E-15	3.4694470E-18	-4.1805277E-05
29	3.0591958E-02	-2.0838690E-03	3.0591958E-02	0.000000	-5.5624751E-15	3.4694470E-18	-4.1126734E-05
30	3.0169460E-02	-2.1412296E-03	3.0169460E-02	0.000000	-5.4701300E-15	-3.4694470E-18	-4.0443971E-05
31	2.9735419E-02	-2.1992864E-03	2.9735419E-02	0.000000	-5.3771606E-15	3.4694470E-18	-3.9756890E-05
32	2.9289710E-02	-2.2579163E-03	2.9289710E-02	0.000000	-5.2836358E-15	0.000000	-3.9065400E-05
33	2.8832225E-02	-2.3169928E-03	2.8832225E-02	0.000000	-5.1895402E-15	-3.4694470E-18	-3.8369401E-05
34	2.8362892E-02	-2.3763847E-03	2.8362892E-02	0.000000	-5.0947837E-15	6.9388939E-18	-3.7668809E-05
35	2.7881659E-02	-2.4359574E-03	2.7881659E-02	0.000000	-4.9993943E-15	0.000000	-3.6963537E-05
36	2.7388506E-02	-2.4955719E-03	2.7388506E-02	0.000000	-4.9033239E-15	-3.4694470E-18	-3.6253503E-05
37	2.6883440E-02	-2.5550852E-03	2.6883440E-02	0.000000	-4.8066367E-15	3.4694470E-18	-3.5538631E-05
38	2.6366491E-02	-2.6143515E-03	2.6366491E-02	0.000000	-4.7093190E-15	3.4694470E-18	-3.4818836E-05
39	2.5837726E-02	-2.6732196E-03	2.5837726E-02	0.000000	-4.6112900E-15	0.000000	-3.4094048E-05
40	2.5297240E-02	-2.7315353E-03	2.5297240E-02	0.000000	-4.5125759E-15	3.4694470E-18	-3.3364196E-05
41	2.4745159E-02	-2.7891400E-03	2.4745159E-02	0.000000	-4.4131677E-15	-3.4694470E-18	-3.2629210E-05
42	2.4181642E-02	-2.8458715E-03	2.4181642E-02	0.000000	-4.3130562E-15	0.000000	-3.1889026E-05
43	2.3606880E-02	-2.9015635E-03	2.3606880E-02	0.000000	-4.2122331E-15	-3.4694470E-18	-3.1143580E-05
44	2.3021097E-02	-2.9560458E-03	2.3021097E-02	0.000000	-4.1106592E-15	3.4694470E-18	-3.0392811E-05
45	2.2424557E-02	-3.0091441E-03	2.2424557E-02	0.000000	-4.0083896E-15	1.0408341E-17	-2.9636664E-05
46	2.1817547E-02	-3.0606810E-03	2.1817547E-02	0.000000	-3.9054135E-15	0.000000	-2.8875078E-05
47	2.1200401E-02	-3.1104742E-03	2.1200401E-02	0.000000	-8.4490632E-16	0.000000	-2.8108001E-05
48	2.0888127E-02	-3.1346659E-03	2.0888127E-02	0.000000	-8.3331461E-16	0.000000	-2.7722373E-05
49	2.0256476E-02	-3.1814939E-03	2.0256476E-02	0.000000	-3.6446326E-15	0.000000	-2.6946967E-05
50	1.9615677E-02	-3.2261064E-03	1.9615677E-02	0.000000	-3.5389986E-15	0.000000	-2.6165951E-05
51	1.8966194E-02	-3.2683079E-03	1.8966194E-02	0.000000	-3.4325996E-15	0.000000	-2.5379279E-05
52	1.8308527E-02	-3.3079137E-03	1.8308527E-02	0.000000	-3.3254301E-15	3.4694470E-18	-2.4586911E-05
53	1.7643212E-02	-3.3447686E-03	1.7643212E-02	0.000000	-3.2174848E-15	3.4694470E-18	-2.3788806E-05
54	1.6970811E-02	-3.3787522E-03	1.6970811E-02	0.000000	-3.1087585E-15	-6.9388939E-18	-2.2984927E-05
55	1.6291908E-02	-3.4097786E-03	1.6291908E-02	0.000000	-2.9992464E-15	3.4694470E-18	-2.2175238E-05

56	1.5607100E-02	-3.4377962E-03	1.5607100E-02	0.000000	-2.8889439E-15	0.000000	-2.1359705E-05
57	1.4916991E-02	-3.4627880E-03	1.4916991E-02	0.000000	-2.7778469E-15	0.000000	-2.0538298E-05
58	1.4222186E-02	-3.4847714E-03	1.4222186E-02	0.000000	-2.6659512E-15	1.7347235E-18	-1.9710985E-05
59	1.3523280E-02	-3.5037985E-03	1.3523280E-02	0.000000	-2.5532530E-15	0.000000	-1.8877739E-05
60	1.2820857E-02	-3.5199558E-03	1.2820857E-02	0.000000	-2.4397488E-15	-1.7347235E-18	-1.8038534E-05
61	1.2115481E-02	-3.5333640E-03	1.2115481E-02	0.000000	-2.3254352E-15	0.000000	-1.7193345E-05
62	1.1407685E-02	-3.5441788E-03	1.1407685E-02	0.000000	-2.2103091E-15	0.000000	-1.6342148E-05
63	1.0697970E-02	-3.5525900E-03	1.0697970E-02	0.000000	-2.0943675E-15	-1.7347235E-18	-1.5484922E-05
64	9.9867940E-03	-3.5588222E-03	9.9867940E-03	0.000000	-1.9776078E-15	0.000000	-1.4621647E-05
65	9.2745686E-03	-3.5631342E-03	9.2745686E-03	0.000000	-1.8600274E-15	1.7347235E-18	-1.3752305E-05
66	8.5616488E-03	-3.5658194E-03	8.5616488E-03	0.000000	-1.7416360E-15	0.000000	-1.2876966E-05
67	7.8483293E-03	-3.5671785E-03	7.8483293E-03	0.000000	-1.6224896E-15	0.000000	-1.1996044E-05
68	7.1348472E-03	-3.5674901E-03	7.1348472E-03	0.000000	-1.5026460E-15	-8.6736174E-19	-1.1109968E-05
69	6.4213861E-03	-3.5670095E-03	6.4213861E-03	0.000000	-1.3821521E-15	0.000000	-1.0219084E-05
70	5.7080808E-03	-3.5659683E-03	5.7080808E-03	0.000000	-1.2610442E-15	0.000000	-9.3236601E-06
71	4.9950222E-03	-3.5645746E-03	4.9950222E-03	0.000000	-1.1393488E-15	0.000000	-8.4238925E-06
72	4.2822621E-03	-3.5630129E-03	4.2822621E-03	0.000000	-1.0170838E-15	0.000000	-7.5199139E-06
73	3.5698176E-03	-3.5614440E-03	3.5698176E-03	0.000000	-8.9425922E-16	0.000000	-6.6117978E-06
74	2.8576759E-03	-3.5600052E-03	2.8576759E-03	0.000000	-7.7087797E-16	0.000000	-5.6995658E-06
75	2.1457993E-03	-3.5588100E-03	2.1457993E-03	0.000000	-6.4691472E-16	0.000000	-4.7833895E-06
76	1.4341662E-03	-3.5579340E-03	1.4341662E-03	0.000000	-5.2260441E-16	-2.1684043E-19	-3.8642194E-06
77	7.2263865E-04	-3.5573969E-03	7.2263865E-04	0.000000	-3.9804297E-16	0.000000	-2.9429718E-06
78	1.1187551E-05	-3.5571576E-03	1.1187551E-05	0.000000	-2.7331268E-16	4.2351647E-19	-2.0206140E-06
79	-7.0027227E-04	-3.5571031E-03	-7.0027227E-04	0.000000	-2.9702080E-16	-5.4210109E-19	-1.0978623E-06

```
+-------------------------------------------------------------------------------------------------------------------------------+
|                   PARATIEPLUS(TM)   NLS ENGINE RELEASE  2018.0    FULL VERSION  *Build date:Nov 13, 2017*                    |
|                                                                                                                               |
|                                    NewProject.BaseDesignSection_28.SISMICAGEO_1273                                            |
|                                   Exe Time : 4 September 2018 18:06:55                                                        |
+-------------------------------------------------------------------------------------------------------------------------------+
New Project


S T R E S S   R E S U L T S   F O R   G R O U P   N O.   1

0_L                                                              :
ELEMENT TYPE    5 NO.OF ELEMENTS. IN THIS GROUP   79
C U R R E N T   T I M E   I S      4.0000

 HARDENING 2D SOIL ELEMENT

 ****** TOTAL STRESS FORMULATION *****

  EL *   FORCE     DISPL-Y  VERTICAL-P  HORIZON.-P     MAX-V-P     MAX-H-P           STATE   STIFFNESS Z-LEVEL      PORE
E FACTOR    UFACTOR       Peq           Su_a         Su_p     LAYER
 ------------------------------------------------------------------------------------------------------------------------------
-------------------------------------------------------------------------------------------
   1 D  2.5790E-04 -3.8913E-02  6.3056E-03  2.5790E-03  6.3056E-03  0.6685          ACTIVE   0.000       0.000       0.000
1.000       1.000      2.5790E-03   0.000       0.000     DI1_164_167_L_0
   2 D  0.2650     -3.8680E-02   3.240       1.325       3.240       10.32          ACTIVE   0.000     -0.2000       0.000
1.000       1.000       1.325       0.000       0.000     DI1_164_167_L_0
   3 D  0.5429     -3.8447E-02   6.637       2.714       6.637       21.14          ACTIVE   0.000     -0.4000       0.000
1.000       1.000       2.714       0.000       0.000     DI1_164_167_L_0
   4 D  0.8379     -3.8213E-02   10.24       4.189       10.24       32.62          ACTIVE   0.000     -0.6000       0.000
1.000       1.000       4.189       0.000       0.000     DI1_164_167_L_0
   5 D   1.145     -3.7978E-02   14.00       5.727       14.00       44.60          ACTIVE   0.000     -0.8000       0.000
1.000       1.000       5.727       0.000       0.000     DI1_164_167_L_0
   6 D   1.459     -3.7740E-02   17.83       7.293       17.83       48.39          ACTIVE   0.000      -1.000       0.000
1.000       1.000       7.293       0.000       0.000     DI1_164_167_L_0
   7 D   1.775     -3.7500E-02   21.70       8.873       21.70       48.30          ACTIVE   0.000      -1.200       0.000
1.000       1.000       8.873       0.000       0.000     DI1_164_167_L_0
   8 D   2.107     -3.7256E-02   25.76       10.54       25.76       48.09          ACTIVE   0.000      -1.400       0.000
1.000       1.000       10.54       0.000       0.000     DI1_164_167_L_0
   9 D   2.427     -3.7009E-02   29.67       12.14       29.67       47.82          ACTIVE   0.000      -1.600       0.000
1.000       1.000       12.14       0.000       0.000     DI1_164_167_L_0
  10 D   2.804     -3.6757E-02   34.27       14.02       34.27       47.53          ACTIVE   0.000      -1.800       0.000
1.000       1.000       14.02       0.000       0.000     DI1_164_167_L_0
  11 D   3.101     -3.6501E-02   37.91       15.50       37.91       47.26          ACTIVE   0.000      -2.000       0.000
1.000       1.000       15.50       0.000       0.000     DI1_164_167_L_0
  12 D   3.393     -3.6240E-02   41.48       16.96       41.48       47.03          ACTIVE   0.000      -2.200       0.000
1.000       1.000       16.96       0.000       0.000     DI1_164_167_L_0
  13 D   3.731     -3.5973E-02   45.62       18.66       45.62       46.84          ACTIVE   0.000      -2.400       0.000
1.000       1.000       18.66       0.000       0.000     DI1_164_167_L_0
  14 D   4.013     -3.5700E-02   49.06       20.07       49.06       46.71          ACTIVE   0.000      -2.600       0.000
1.000       1.000       20.07       0.000       0.000     DI1_164_167_L_0
  15 D   4.293     -3.5420E-02   52.48       21.46       52.48       46.64          ACTIVE   0.000      -2.800       0.000
1.000       1.000       21.46       0.000       0.000     DI1_164_167_L_0
  16 D   4.611     -3.5133E-02   56.37       23.05       56.37       46.64          ACTIVE   0.000      -3.000       0.000
1.000       1.000       23.05       0.000       0.000     DI1_164_167_L_0
  17 D   4.885     -3.4839E-02   59.72       24.42       59.72       46.71          ACTIVE   0.000      -3.200       0.000
1.000       1.000       24.42       0.000       0.000     DI1_164_167_L_0
  18 D   5.193     -3.4537E-02   63.49       25.97       63.49       46.86          ACTIVE   0.000      -3.400       0.000
1.000       1.000       25.97       0.000       0.000     DI1_164_167_L_0
  19 D   5.463     -3.4226E-02   66.79       27.32       66.79       47.08          ACTIVE   0.000      -3.600       0.000
1.000       1.000       27.32       0.000       0.000     DI1_164_167_L_0
  20 D   5.733     -3.3907E-02   70.09       28.67       70.09       47.38          ACTIVE   0.000      -3.800       0.000
1.000       1.000       28.67       0.000       0.000     DI1_164_167_L_0
  21 D   6.002     -3.3579E-02   73.38       30.01       73.38       47.76          ACTIVE   0.000      -4.000       0.000
1.000       1.000       30.01       0.000       0.000     DI1_164_167_L_0
  22 D   6.300     -3.3242E-02   77.01       31.50       77.01       48.21          ACTIVE   0.000      -4.200       0.000
1.000       1.000       31.50       0.000       0.000     DI1_164_167_L_0
  23 D   6.566     -3.2895E-02   80.27       32.83       80.27       48.74          ACTIVE   0.000      -4.400       0.000
1.000       1.000       32.83       0.000       0.000     DI1_164_167_L_0
  24 D   6.833     -3.2537E-02   83.53       34.17       83.53       49.33          ACTIVE   0.000      -4.600       0.000
1.000       1.000       34.17       0.000       0.000     DI1_164_167_L_0
```

25 D	7.125	-3.2170E-02	87.10	35.62	87.10	50.01	ACTIVE	0.000	-4.800	0.000	
1.000	1.000	35.62	0.000	0.000	DI1_164_167_L_0						
26 D	6.473	-3.1792E-02	90.34	32.36	90.34	54.69	ACTIVE	0.000	-5.000	0.000	
1.000	1.000	32.36	0.000	0.000	DI2_165_168_L_0						
27 D	6.712	-3.1403E-02	93.58	33.56	93.58	54.54	ACTIVE	0.000	-5.200	0.000	
1.000	1.000	33.56	0.000	0.000	DI2_165_168_L_0						
28 D	6.972	-3.1003E-02	97.10	34.86	97.10	54.54	ACTIVE	0.000	-5.400	0.000	
1.000	1.000	34.86	0.000	0.000	DI2_165_168_L_0						
29 D	7.210	-3.0592E-02	100.3	36.05	100.3	54.69	ACTIVE	0.000	-5.600	0.000	
1.000	1.000	36.05	0.000	0.000	DI2_165_168_L_0						
30 D	7.448	-3.0169E-02	103.6	37.24	103.6	54.98	ACTIVE	0.000	-5.800	0.000	
1.000	1.000	37.24	0.000	0.000	DI2_165_168_L_0						
31 D	7.705	-2.9735E-02	107.0	38.52	107.0	55.43	ACTIVE	0.000	-6.000	0.000	
1.000	1.000	38.52	0.000	0.000	DI2_165_168_L_0						
32 D	7.942	-2.9290E-02	110.3	39.71	110.3	56.94	ACTIVE	0.000	-6.200	0.000	
1.000	1.000	39.71	0.000	0.000	DI2_165_168_L_0						
33 D	8.180	-2.8832E-02	113.5	40.90	113.5	58.44	ACTIVE	0.000	-6.400	0.000	
1.000	1.000	40.90	0.000	0.000	DI2_165_168_L_0						
34 D	8.434	-2.8363E-02	116.9	42.17	116.9	59.95	ACTIVE	0.000	-6.600	0.000	
1.000	1.000	42.17	0.000	0.000	DI2_165_168_L_0						
35 D	8.671	-2.7882E-02	120.1	43.36	120.1	61.46	ACTIVE	0.000	-6.800	0.000	
1.000	1.000	43.36	0.000	0.000	DI2_165_168_L_0						
36 D	8.908	-2.7389E-02	123.3	44.54	123.3	62.98	ACTIVE	0.000	-7.000	0.000	
1.000	1.000	44.54	0.000	0.000	DI2_165_168_L_0						
37 D	9.161	-2.6883E-02	126.8	45.80	126.8	64.49	ACTIVE	0.000	-7.200	0.000	
1.000	1.000	45.80	0.000	0.000	DI2_165_168_L_0						
38 D	9.398	-2.6366E-02	130.0	46.99	130.0	66.00	ACTIVE	0.000	-7.400	0.000	
1.000	1.000	46.99	0.000	0.000	DI2_165_168_L_0						
39 D	9.635	-2.5838E-02	133.2	48.17	133.2	67.52	ACTIVE	0.000	-7.600	0.000	
1.000	1.000	48.17	0.000	0.000	DI2_165_168_L_0						
40 D	9.886	-2.5297E-02	136.6	49.43	136.6	69.03	ACTIVE	0.000	-7.800	0.000	
1.000	1.000	49.43	0.000	0.000	DI2_165_168_L_0						
41 D	10.12	-2.4745E-02	139.8	50.61	139.8	70.55	ACTIVE	0.000	-8.000	0.000	
1.000	1.000	50.61	0.000	0.000	DI2_165_168_L_0						
42 D	10.36	-2.4182E-02	143.0	51.80	143.0	72.07	ACTIVE	0.000	-8.200	0.000	
1.000	1.000	51.80	0.000	0.000	DI2_165_168_L_0						
43 D	10.61	-2.3607E-02	146.4	53.04	146.4	73.59	ACTIVE	0.000	-8.400	0.000	
1.000	1.000	53.04	0.000	0.000	DI2_165_168_L_0						
44 D	10.85	-2.3021E-02	149.6	54.23	149.6	75.11	ACTIVE	0.000	-8.600	0.000	
1.000	1.000	54.23	0.000	0.000	DI2_165_168_L_0						
45 D	11.08	-2.2425E-02	152.8	55.41	152.8	76.63	ACTIVE	0.000	-8.800	0.000	
1.000	1.000	55.41	0.000	0.000	DI2_165_168_L_0						
46 D	11.33	-2.1818E-02	156.2	56.65	156.2	78.16	ACTIVE	0.000	-9.000	0.000	
1.000	1.000	56.65	0.000	0.000	DI2_165_168_L_0						
47 D	8.675	-2.1200E-02	159.4	57.84	159.4	79.68	ACTIVE	0.000	-9.200	0.000	
1.000	1.000	57.84	0.000	0.000	DI2_165_168_L_0						
48 D	8.769	-2.0888E-02	161.1	58.46	161.1	80.44	ACTIVE	0.000	-9.300	0.000	
1.000	1.000	58.46	0.000	0.000	DI2_165_168_L_0						
49 D	11.93	-2.0256E-02	164.3	59.64	164.3	81.97	ACTIVE	0.000	-9.500	0.000	
1.000	1.000	59.64	0.000	0.000	DI2_165_168_L_0						
50 D	12.16	-1.9616E-02	167.5	60.82	167.5	83.50	ACTIVE	0.000	-9.700	0.000	
1.000	1.000	60.82	0.000	0.000	DI2_165_168_L_0						
51 D	12.41	-1.8966E-02	170.8	62.06	170.8	85.02	ACTIVE	0.000	-9.900	0.000	
1.000	1.000	62.06	0.000	0.000	DI2_165_168_L_0						
52 D	12.65	-1.8309E-02	174.0	63.24	174.0	86.55	ACTIVE	0.000	-10.10	0.000	
1.000	1.000	63.24	0.000	0.000	DI2_165_168_L_0						
53 D	12.88	-1.7643E-02	177.2	64.42	177.2	88.09	ACTIVE	0.000	-10.30	0.000	
1.000	1.000	64.42	0.000	0.000	DI2_165_168_L_0						
54 D	13.13	-1.6971E-02	180.6	65.66	180.6	89.62	ACTIVE	0.000	-10.50	0.000	
1.000	1.000	65.66	0.000	0.000	DI2_165_168_L_0						
55 D	13.37	-1.6292E-02	183.8	66.84	183.8	91.15	ACTIVE	0.000	-10.70	0.000	
1.000	1.000	66.84	0.000	0.000	DI2_165_168_L_0						
56 D	13.60	-1.5607E-02	187.0	68.02	187.0	92.68	ACTIVE	0.000	-10.90	0.000	
1.000	1.000	68.02	0.000	0.000	DI2_165_168_L_0						
57 D	13.85	-1.4917E-02	190.3	69.25	190.3	94.22	ACTIVE	0.000	-11.10	0.000	
1.000	1.000	69.25	0.000	0.000	DI2_165_168_L_0						
58 D	14.09	-1.4222E-02	193.5	70.43	193.5	95.76	ACTIVE	0.000	-11.30	0.000	
1.000	1.000	70.43	0.000	0.000	DI2_165_168_L_0						
59 D	14.32	-1.3523E-02	196.7	71.62	196.7	97.29	ACTIVE	0.000	-11.50	0.000	
1.000	1.000	71.62	0.000	0.000	DI2_165_168_L_0						
60 D	14.57	-1.2821E-02	200.0	72.84	200.0	98.83	ACTIVE	0.000	-11.70	0.000	
1.000	1.000	72.84	0.000	0.000	DI2_165_168_L_0						
61 D	14.81	-1.2115E-02	203.2	74.03	203.2	100.4	ACTIVE	0.000	-11.90	0.000	
1.000	1.000	74.03	0.000	0.000	DI2_165_168_L_0						

62 D	15.04	-1.1408E-02	206.4	75.21	206.4	101.9	ACTIVE	0.000	-12.10	0.000		
1.000	1.000	75.21	0.000	0.000	DI2_165_168_L_0							
63 D	15.29	-1.0698E-02	209.8	76.43	209.8	103.5	ACTIVE	0.000	-12.30	0.000		
1.000	1.000	76.43	0.000	0.000	DI2_165_168_L_0							
64 D	15.52	-9.9868E-03	213.0	77.61	213.0	105.0	ACTIVE	0.000	-12.50	0.000		
1.000	1.000	77.61	0.000	0.000	DI2_165_168_L_0							
65 D	15.76	-9.2746E-03	216.2	78.80	216.2	106.5	ACTIVE	0.000	-12.70	0.000		
1.000	1.000	78.80	0.000	0.000	DI2_165_168_L_0							
66 D	16.00	-8.5616E-03	219.5	80.02	219.5	108.1	ACTIVE	0.000	-12.90	0.000		
1.000	1.000	80.02	0.000	0.000	DI2_165_168_L_0							
67 D	16.24	-7.8483E-03	222.7	81.20	222.7	109.6	ACTIVE	0.000	-13.10	0.000		
1.000	1.000	81.20	0.000	0.000	DI2_165_168_L_0							
68 D	16.48	-7.1348E-03	225.9	82.38	225.9	111.2	ACTIVE	0.000	-13.30	0.000		
1.000	1.000	82.38	0.000	0.000	DI2_165_168_L_0							
69 D	16.72	-6.4214E-03	229.2	83.61	229.2	112.7	ACTIVE	0.000	-13.50	0.000		
1.000	1.000	83.61	0.000	0.000	DI2_165_168_L_0							
70 D	16.96	-5.7081E-03	232.4	84.79	232.4	114.3	ACTIVE	0.000	-13.70	0.000		
1.000	1.000	84.79	0.000	0.000	DI2_165_168_L_0							
71 D	17.19	-4.9950E-03	235.6	85.97	235.6	115.8	ACTIVE	0.000	-13.90	0.000		
1.000	1.000	85.97	0.000	0.000	DI2_165_168_L_0							
72 D	17.44	-4.2823E-03	238.9	87.19	238.9	117.4	ACTIVE	0.000	-14.10	0.000		
1.000	1.000	87.19	0.000	0.000	DI2_165_168_L_0							
73 D	17.67	-3.5698E-03	242.1	88.37	242.1	118.9	ACTIVE	0.000	-14.30	0.000		
1.000	1.000	88.37	0.000	0.000	DI2_165_168_L_0							
74 D	17.91	-2.8577E-03	245.3	89.55	245.3	120.5	ACTIVE	0.000	-14.50	0.000		
1.000	1.000	89.55	0.000	0.000	DI2_165_168_L_0							
75 D	19.06	-2.1458E-03	248.6	95.30	248.6	122.0	UL-RL	1.7334E+04	-14.70	0.000		
1.000	1.000	95.30	0.000	0.000	DI2_165_168_L_0							
76 D	20.54	-1.4342E-03	251.8	102.7	251.8	123.6	UL-RL	1.7334E+04	-14.90	0.000		
1.000	1.000	102.7	0.000	0.000	DI2_165_168_L_0							
77 D	22.33	-7.2264E-04	255.0	111.7	255.0	125.1	UL-RL	1.7334E+04	-15.10	0.000		
1.000	1.000	111.7	0.000	0.000	DI2_165_168_L_0							
78 D	25.04	-1.1188E-05	258.3	125.2	258.3	127.5	UL-RL	1.7334E+04	-15.30	0.000		
1.000	1.000	125.2	0.000	0.000	DI2_165_168_L_0							
79 D	13.47	7.0027E-04	261.5	134.7	261.5	136.7	UL-RL	1.7334E+04	-15.50	0.000		
1.000	1.000	134.7	0.000	0.000	DI2_165_168_L_0							

```
+-----------------------------------------------------------------------------------------------------------------------+
|                  PARATIEPLUS(TM)   NLS ENGINE RELEASE  2018.0    FULL VERSION  *Build date:Nov 13, 2017*              |
|                                                                                                                       |
|                                   NewProject.BaseDesignSection_28.SISMICAGEO_1273                                     |
|                                  Exe Time : 4 September 2018 18:06:55                                                 |
+-----------------------------------------------------------------------------------------------------------------------+
New Project


S T R E S S   R E S U L T S   F O R   G R O U P   N O.   2

0_R                                                                  :
ELEMENT TYPE    5 NO.OF ELEMENTS. IN THIS GROUP   79
C U R R E N T   T I M E   I S     4.0000

 HARDENING 2D SOIL ELEMENT

 ****** TOTAL STRESS FORMULATION *****

 EL *   FORCE     DISPL-Y  VERTICAL-P  HORIZON.-P     MAX-V-P     MAX-H-P          STATE   STIFFNESS Z-LEVEL      PORE
E FACTOR    UFACTOR       Peq          Su_a        Su_p     LAYER
 ---------------------------------------------------------------------------------------------------------------------------
-----------------------------------------------------------------------------------------------
   1     0.000         --          --          --          --          --          REMOVED     --        0.000       0.000
1.000       1.000       0.000       0.000       0.000     not available
   2     0.000         --          --          --          --          --          REMOVED     --      -0.2000       0.000
1.000       1.000       0.000       0.000       0.000     not available
   3     0.000         --          --          --          --          --          REMOVED     --      -0.4000       0.000
1.000       1.000       0.000       0.000       0.000     not available
   4     0.000         --          --          --          --          --          REMOVED     --      -0.6000       0.000
1.000       1.000       0.000       0.000       0.000     not available
   5     0.000         --          --          --          --          --          REMOVED     --      -0.8000       0.000
1.000       1.000       0.000       0.000       0.000     not available
   6     0.000         --          --          --          --          --          REMOVED     --       -1.000       0.000
1.000       1.000       0.000       0.000       0.000     not available
   7     0.000         --          --          --          --          --          REMOVED     --       -1.200       0.000
1.000       1.000       0.000       0.000       0.000     not available
   8     0.000         --          --          --          --          --          REMOVED     --       -1.400       0.000
1.000       1.000       0.000       0.000       0.000     not available
   9     0.000         --          --          --          --          --          REMOVED     --       -1.600       0.000
1.000       1.000       0.000       0.000       0.000     not available
  10     0.000         --          --          --          --          --          REMOVED     --       -1.800       0.000
1.000       1.000       0.000       0.000       0.000     not available
  11     0.000         --          --          --          --          --          REMOVED     --       -2.000       0.000
1.000       1.000       0.000       0.000       0.000     not available
  12     0.000         --          --          --          --          --          REMOVED     --       -2.200       0.000
1.000       1.000       0.000       0.000       0.000     not available
  13     0.000         --          --          --          --          --          REMOVED     --       -2.400       0.000
1.000       1.000       0.000       0.000       0.000     not available
  14     0.000         --          --          --          --          --          REMOVED     --       -2.600       0.000
1.000       1.000       0.000       0.000       0.000     not available
  15     0.000         --          --          --          --          --          REMOVED     --       -2.800       0.000
1.000       1.000       0.000       0.000       0.000     not available
  16     0.000         --          --          --          --          --          REMOVED     --       -3.000       0.000
1.000       1.000       0.000       0.000       0.000     not available
  17     0.000         --          --          --          --          --          REMOVED     --       -3.200       0.000
1.000       1.000       0.000       0.000       0.000     not available
  18     0.000         --          --          --          --          --          REMOVED     --       -3.400       0.000
1.000       1.000       0.000       0.000       0.000     not available
  19     0.000         --          --          --          --          --          REMOVED     --       -3.600       0.000
1.000       1.000       0.000       0.000       0.000     not available
  20     0.000         --          --          --          --          --          REMOVED     --       -3.800       0.000
1.000       1.000       0.000       0.000       0.000     not available
  21     0.000         --          --          --          --          --          REMOVED     --       -4.000       0.000
1.000       1.000       0.000       0.000       0.000     not available
  22     0.000         --          --          --          --          --          REMOVED     --       -4.200       0.000
1.000       1.000       0.000       0.000       0.000     not available
  23     0.000         --          --          --          --          --          REMOVED     --       -4.400       0.000
1.000       1.000       0.000       0.000       0.000     not available
  24     0.000         --          --          --          --          --          REMOVED     --       -4.600       0.000
1.000       1.000       0.000       0.000       0.000     not available
```

25	0.000	--	--	--	--	--	REMOVED	--	-4.800	0.000	
1.000	1.000	0.000	0.000	0.000	not available						
26	0.000	--	--	--	--	--	REMOVED	--	-5.000	0.000	
1.000	1.000	0.000	0.000	0.000	not available						
27	0.000	--	--	--	--	--	REMOVED	--	-5.200	0.000	
1.000	1.000	0.000	0.000	0.000	not available						
28	0.000	--	--	--	--	--	REMOVED	--	-5.400	0.000	
1.000	1.000	0.000	0.000	0.000	not available						
29	0.000	--	--	--	--	--	REMOVED	--	-5.600	0.000	
1.000	1.000	0.000	0.000	0.000	not available						
30	0.000	--	--	--	--	--	REMOVED	--	-5.800	0.000	
1.000	1.000	0.000	0.000	0.000	not available						
31	0.000	--	--	--	--	--	REMOVED	--	-6.000	0.000	
1.000	1.000	0.000	0.000	0.000	not available						
32	0.000	--	--	--	--	--	REMOVED	--	-6.200	0.000	
1.000	1.000	0.000	0.000	0.000	not available						
33	0.000	--	--	--	--	--	REMOVED	--	-6.400	0.000	
1.000	1.000	0.000	0.000	0.000	not available						
34	0.000	--	--	--	--	--	REMOVED	--	-6.600	0.000	
1.000	1.000	0.000	0.000	0.000	not available						
35	0.000	--	--	--	--	--	REMOVED	--	-6.800	0.000	
1.000	1.000	0.000	0.000	0.000	not available						
36	0.000	--	--	--	--	--	REMOVED	--	-7.000	0.000	
1.000	1.000	0.000	0.000	0.000	not available						
37	0.000	--	--	--	--	--	REMOVED	--	-7.200	0.000	
1.000	1.000	0.000	0.000	0.000	not available						
38	0.000	--	--	--	--	--	REMOVED	--	-7.400	0.000	
1.000	1.000	0.000	0.000	0.000	not available						
39	0.000	--	--	--	--	--	REMOVED	--	-7.600	0.000	
1.000	1.000	0.000	0.000	0.000	not available						
40	0.000	--	--	--	--	--	REMOVED	--	-7.800	0.000	
1.000	1.000	0.000	0.000	0.000	not available						
41	0.000	--	--	--	--	--	REMOVED	--	-8.000	0.000	
1.000	1.000	0.000	0.000	0.000	not available						
42	0.000	--	--	--	--	--	REMOVED	--	-8.200	0.000	
1.000	1.000	0.000	0.000	0.000	not available						
43	0.000	--	--	--	--	--	REMOVED	--	-8.400	0.000	
1.000	1.000	0.000	0.000	0.000	not available						
44	0.000	--	--	--	--	--	REMOVED	--	-8.600	0.000	
1.000	1.000	0.000	0.000	0.000	not available						
45	0.000	--	--	--	--	--	REMOVED	--	-8.800	0.000	
1.000	1.000	0.000	0.000	0.000	not available						
46	0.000	--	--	--	--	--	REMOVED	--	-9.000	0.000	
1.000	1.000	0.000	0.000	0.000	not available						
47	0.000	--	--	--	--	--	REMOVED	--	-9.200	0.000	
1.000	1.000	0.000	0.000	0.000	not available						
48	0.000	--	--	--	--	--	REMOVED	--	-9.300	0.000	
1.000	1.000	0.000	0.000	0.000	not available						
49	0.000	--	--	--	--	--	REMOVED	--	-9.500	0.000	
1.000	1.000	0.000	0.000	0.000	not available						
50	0.000	--	--	--	--	--	REMOVED	--	-9.700	0.000	
1.000	1.000	0.000	0.000	0.000	not available						
51 D	1.798	1.8966E-02	1.600	8.988	158.4	86.01	PASSIVE	0.000	-9.900	0.000	
1.000	1.000	8.988	0.000	0.000	DI2_165_168_L_0						
52 D	4.162	1.8309E-02	4.800	20.81	161.6	87.43	PASSIVE	0.000	-10.10	0.000	
1.000	1.000	20.81	0.000	0.000	DI2_165_168_L_0						
53 D	6.527	1.7643E-02	8.000	32.64	164.8	88.84	PASSIVE	0.000	-10.30	0.000	
1.000	1.000	32.64	0.000	0.000	DI2_165_168_L_0						
54 D	8.892	1.6971E-02	11.20	44.46	168.0	90.25	PASSIVE	0.000	-10.50	0.000	
1.000	1.000	44.46	0.000	0.000	DI2_165_168_L_0						
55 D	11.26	1.6292E-02	14.40	56.28	171.2	91.66	PASSIVE	0.000	-10.70	0.000	
1.000	1.000	56.28	0.000	0.000	DI2_165_168_L_0						
56 D	13.62	1.5607E-02	17.60	68.11	174.4	93.06	PASSIVE	0.000	-10.90	0.000	
1.000	1.000	68.11	0.000	0.000	DI2_165_168_L_0						
57 D	15.99	1.4917E-02	20.80	79.93	177.6	94.46	PASSIVE	0.000	-11.10	0.000	
1.000	1.000	79.93	0.000	0.000	DI2_165_168_L_0						
58 D	18.35	1.4222E-02	24.00	91.76	180.8	95.87	PASSIVE	0.000	-11.30	0.000	
1.000	1.000	91.76	0.000	0.000	DI2_165_168_L_0						
59 D	20.72	1.3523E-02	27.20	103.6	184.0	103.6	PASSIVE	0.000	-11.50	0.000	
1.000	1.000	103.6	0.000	0.000	DI2_165_168_L_0						
60 D	23.08	1.2821E-02	30.40	115.4	187.2	115.4	PASSIVE	0.000	-11.70	0.000	
1.000	1.000	115.4	0.000	0.000	DI2_165_168_L_0						
61 D	25.45	1.2115E-02	33.60	127.2	190.4	127.2	PASSIVE	0.000	-11.90	0.000	
1.000	1.000	127.2	0.000	0.000	DI2_165_168_L_0						

62 D	27.81	1.1408E-02	36.80	139.1	193.6	139.1	PASSIVE	0.000	-12.10	0.000
1.000	1.000	139.1	0.000	0.000	DI2_165_168_L_0					
63 D	30.18	1.0698E-02	40.00	150.9	196.8	150.9	PASSIVE	0.000	-12.30	0.000
1.000	1.000	150.9	0.000	0.000	DI2_165_168_L_0					
64 D	32.54	9.9868E-03	43.20	162.7	200.0	162.7	PASSIVE	0.000	-12.50	0.000
1.000	1.000	162.7	0.000	0.000	DI2_165_168_L_0					
65 D	34.90	9.2746E-03	46.40	174.5	203.2	174.5	PASSIVE	0.000	-12.70	0.000
1.000	1.000	174.5	0.000	0.000	DI2_165_168_L_0					
66 D	33.90	8.5616E-03	49.60	169.5	206.4	169.5	V-C	1.0869E+04	-12.90	0.000
1.000	1.000	169.5	0.000	0.000	DI2_165_168_L_0					
67 D	32.69	7.8483E-03	52.80	163.4	209.6	163.4	V-C	1.0869E+04	-13.10	0.000
1.000	1.000	163.4	0.000	0.000	DI2_165_168_L_0					
68 D	31.48	7.1348E-03	56.00	157.4	212.8	157.4	V-C	1.0869E+04	-13.30	0.000
1.000	1.000	157.4	0.000	0.000	DI2_165_168_L_0					
69 D	30.27	6.4214E-03	59.20	151.3	216.0	151.3	V-C	1.0869E+04	-13.50	0.000
1.000	1.000	151.3	0.000	0.000	DI2_165_168_L_0					
70 D	29.05	5.7081E-03	62.40	145.3	219.2	145.3	V-C	1.0869E+04	-13.70	0.000
1.000	1.000	145.3	0.000	0.000	DI2_165_168_L_0					
71 D	27.84	4.9950E-03	65.60	139.2	222.4	139.2	V-C	1.0869E+04	-13.90	0.000
1.000	1.000	139.2	0.000	0.000	DI2_165_168_L_0					
72 D	26.62	4.2823E-03	68.80	133.1	225.6	133.1	V-C	1.0869E+04	-14.10	0.000
1.000	1.000	133.1	0.000	0.000	DI2_165_168_L_0					
73 D	25.40	3.5698E-03	72.00	127.0	228.8	127.0	V-C	1.0869E+04	-14.30	0.000
1.000	1.000	127.0	0.000	0.000	DI2_165_168_L_0					
74 D	24.18	2.8577E-03	75.20	120.9	232.0	120.9	V-C	1.0869E+04	-14.50	0.000
1.000	1.000	120.9	0.000	0.000	DI2_165_168_L_0					
75 D	22.10	2.1458E-03	78.40	110.5	235.2	122.0	UL-RL	1.7391E+04	-14.70	0.000
1.000	1.000	110.5	0.000	0.000	DI2_165_168_L_0					
76 D	19.96	1.4342E-03	81.60	99.78	238.4	123.6	UL-RL	1.7391E+04	-14.90	0.000
1.000	1.000	99.78	0.000	0.000	DI2_165_168_L_0					
77 D	17.81	7.2264E-04	84.80	89.07	241.6	125.1	UL-RL	1.7391E+04	-15.10	0.000
1.000	1.000	89.07	0.000	0.000	DI2_165_168_L_0					
78 D	15.67	1.1188E-05	88.00	78.36	244.8	126.7	UL-RL	1.7391E+04	-15.30	0.000
1.000	1.000	78.36	0.000	0.000	DI2_165_168_L_0					
79 D	6.763	-7.0027E-04	91.20	67.63	248.0	128.2	UL-RL	1.7391E+04	-15.50	0.000
1.000	1.000	67.63	0.000	0.000	DI2_165_168_L_0					

```
+-------------------------------------------------------------------------------------------------------------------------+
|                   PARATIEPLUS(TM)   NLS ENGINE RELEASE  2018.0    FULL VERSION  *Build date:Nov 13, 2017*               |
|                                                                                                                         |
|                                    NewProject.BaseDesignSection_28.SISMICAGEO_1273                                      |
|                                   Exe Time : 4 September 2018 18:06:55                                                  |
+-------------------------------------------------------------------------------------------------------------------------+
New Project


S T R E S S   R E S U L T S   F O R   G R O U P   N O.   3

WallElement_33                                                :
ELEMENT TYPE    2 NO.OF ELEMENTS. IN THIS GROUP   78
C U R R E N T   T I M E   I S     4.0000

 WALL2D ELEMENT

   EL      TA          TB          MA          MB
-------------------------------------------------------
    1 -164.59      164.59     3.00804E-10 -32.919
    2 -164.33      164.33      32.919     -65.784
    3 -163.79      163.79      65.784     -98.541
    4 -162.95      162.95      98.541     -131.13
    5 -161.80      161.80      131.13     -163.49
    6 -160.34      160.34      163.49     -195.56
    7 -158.57      158.57      195.56     -227.27
    8 -156.46      156.46      227.27     -258.57
    9 -154.03      154.03      258.57     -289.37
   10 -151.23      151.23      289.37     -319.62
   11 -148.13      148.13      319.62     -349.25
   12 -144.74      144.74      349.25     -378.19
   13 -141.01      141.01      378.19     -406.39
   14 -136.99      136.99      406.39     -433.79
   15 -132.70      132.70      433.79     -460.33
   16 -128.09      128.09      460.33     -485.95
   17 -123.20      123.20      485.95     -510.59
   18 -118.01      118.01      510.59     -534.19
   19 -112.55      112.55      534.19     -556.70
   20 -106.81      106.81      556.70     -578.07
   21 -100.81      100.81      578.07     -598.23
   22 -94.513      94.513      598.23     -617.13
   23 -87.947      87.947      617.13     -634.72
   24 -81.114      81.114      634.72     -650.94
   25 -73.989      73.989      650.94     -665.74
   26 -67.516      67.516      665.74     -679.24
   27 -60.804      60.804      679.24     -691.41
   28 -53.833      53.833      691.41     -702.17
   29 -46.623      46.623      702.17     -711.50
   30 -39.175      39.175      711.50     -719.33
   31 -31.470      31.470      719.33     -725.63
   32 -23.528      23.528      725.63     -730.33
   33 -15.348      15.348      730.33     -733.40
   34 -6.9142      6.9142      733.40     -734.78
   35  1.7570     -1.7570      734.78     -734.43
   36  10.665     -10.665      734.43     -732.30
   37  19.826     -19.826      732.30     -728.33
   38  29.224     -29.224      728.33     -722.49
   39  38.859     -38.859      722.49     -714.72
   40  48.745     -48.745      714.72     -704.97
   41  58.867     -58.867      704.97     -693.19
   42  69.226     -69.226      693.19     -679.35
   43  79.835     -79.835      679.35     -663.38
   44  90.681     -90.681      663.38     -645.25
   45  101.76     -101.76      645.25     -624.89
   46  113.09     -113.09      624.89     -602.28
   47  121.77     -121.77      602.28     -590.10
   48  130.54     -130.54      590.10     -563.99
   49  142.47     -142.47      563.99     -535.50
   50  154.63     -154.63      535.50     -504.57
   51  165.24     -165.24      504.57     -471.52
   52  173.73     -173.73      471.52     -436.78
```

53	180.09	-180.09	436.78	-400.76
54	184.33	-184.33	400.76	-363.89
55	186.44	-186.44	363.89	-326.61
56	186.42	-186.42	326.61	-289.32
57	184.28	-184.28	289.32	-252.47
58	180.02	-180.02	252.47	-216.46
59	173.63	-173.63	216.46	-181.74
60	165.11	-165.11	181.74	-148.71
61	154.47	-154.47	148.71	-117.82
62	141.71	-141.71	117.82	-89.478
63	126.82	-126.82	89.478	-64.115
64	109.80	-109.80	64.115	-42.155
65	90.654	-90.654	42.155	-24.024
66	72.762	-72.762	24.024	-9.4714
67	56.314	-56.314	9.4714	1.7913
68	41.312	-41.312	-1.7913	10.054
69	27.767	-27.767	-10.054	15.607
70	15.672	-15.672	-15.607	18.741
71	5.0306	-5.0306	-18.741	19.748
72	-4.1497	4.1497	-19.748	18.918
73	-11.875	11.875	-18.918	16.543
74	-18.146	18.146	-16.543	12.913
75	-21.181	21.181	-12.913	8.6774
76	-20.599	20.599	-8.6774	4.5577
77	-16.079	16.079	-4.5577	1.3419
78	-6.7090	6.7090	-1.3419	-1.61595E-11

```
+-------------------------------------------------------------------------------------------------------------------------+
|                   PARATIEPLUS(TM)   NLS ENGINE RELEASE  2018.0    FULL VERSION  *Build date:Nov 13, 2017*              |
|                                                                                                                         |
|                                    NewProject.BaseDesignSection_28.SISMICAGEO_1273                                      |
|                                   Exe Time : 4 September 2018 18:06:55                                                  |
+-------------------------------------------------------------------------------------------------------------------------+
New Project


S T R E S S   R E S U L T S   F O R   G R O U P   N O.   4

WallElement_New_76649                                        :
ELEMENT TYPE    2 NO.OF ELEMENTS. IN THIS GROUP   47
C U R R E N T   T I M E   I S      4.0000

 WALL2D ELEMENT

   EL      TA          TB          MA          MB
-----------------------------------------------------

***** NO ONE ELEMENT ACTIVE AT CURRENT STEP *****
```

```
+-------------------------------------------------------------------------------------------------------------------------------+
|                   PARATIEPLUS(TM)   NLS ENGINE RELEASE  2018.0    FULL VERSION  *Build date:Nov 13, 2017*                    |
|                                                                                                                               |
|                                    NewProject.BaseDesignSection_28.SISMICAGEO_1273                                            |
|                                   Exe Time : 4 September 2018 18:06:55                                                        |
+-------------------------------------------------------------------------------------------------------------------------------+
New Project


S T R E S S    R E S U L T S    F O R    G R O U P    N O.    5

Tieback_175                                                  :
ELEMENT TYPE    6 NO.OF ELEMENTS. IN THIS GROUP    1
C U R R E N T    T I M E    I S      4.0000

 POST-TENSION 2D-BOUNDARY ELEMENT

         EL    FORCE          d0          EDISPL     pl. eps          K     -ve limit   +ve limit
-----------------------------------------------------------------------------------------------------
 ANCHOR    1   190.06     -1.79454E-03  3.35485E-02   0.0000       1458.7       0.0000       0.0000     ELASTIC  ORIGINAL
YOUNG MODULUS

 ITER     0 RNORM = 0.000     RMNORM= 0.000
            RINORM=0.2089E+07 RIMNOR=0.3450E+08
            RENORM= 30.05     REMNOR=0.4839E-16 RATIO =0.3792E-02 TOLER =0.1000E-03  NOT CONVERGED
            RFMAX = 186.4     RMMAX = 734.8
            RTSMAL=0.1000E-02 RMSMAL=0.1000E-02
            RDT   =0.2089E+07 RDR   =0.3450E+08
            RATIOT=0.3792E-02 RATIOR= 0.000
            MAX UN=0.5898E-04 IEQ=     3 NODE      1 DOF   3  Y-DISPL.S
            MIN UN=-2.308     IEQ=   251 NODE     51 DOF   1  Y-DISPL.F
            NO. OF CONTACT CONSTRAINT VIOLATIONS     0


 ITER     2 RNORM = 0.000     RMNORM= 0.000
            RINORM=0.2089E+07 RIMNOR=0.3450E+08
            RENORM=0.1473E-02 REMNOR=0.5906E-16 RATIO =0.2655E-04 TOLER =0.1000E-03      CONVERGED !
            RFMAX = 186.4     RMMAX = 734.8
            RTSMAL=0.1000E-02 RMSMAL=0.1000E-02
            RDT   =0.2089E+07 RDR   =0.3450E+08
            RATIOT=0.2655E-04 RATIOR= 0.000
            MAX UN=0.2188E-01 IEQ=    91 NODE     19 DOF   1  Y-DISPL.F
            MIN UN=-.2024E-01 IEQ=   391 NODE     79 DOF   1  Y-DISPL.F
            NO. OF CONTACT CONSTRAINT VIOLATIONS     0
```

```
+-------------------------------------------------------------------------------------------------------------------------+
|                   PARATIEPLUS(TM)   NLS ENGINE RELEASE  2018.0    FULL VERSION  *Build date:Nov 13, 2017*               |
|                                                                                                                         |
|                                  NewProject.BaseDesignSection_28.SISMICAGEO_1273                                        |
|                                 Exe Time : 4 September 2018 18:06:55                                                    |
+-------------------------------------------------------------------------------------------------------------------------+
New Project
SOLUTION REACHED USING     2 ITERATIONS ON   40

P R I N T   O U T   F O R   T I M E   S T E P    5     ( AT TIME   5.000     )

PRINT OUT OF ACTIVE COMPONENTS (FIXED NODES ARE NOT PRINTED OUT)
```

	Y-DISPL.F (02)	X-ROT. F (04)	Y-DISPL.S (08)	X-ROT. S (10)	Y-FORCE (14)	GAP	C-FORCE
1	3.8989966E-02	-1.1788249E-03	3.8989966E-02	0.000000	-2.0875771E-14	-6.9388939E-18	-7.7173474E-05
2	3.8754112E-02	-1.1801613E-03	3.8754112E-02	0.000000	-9.9731932E-15	0.000000	-7.3737728E-05
3	3.8517723E-02	-1.1841683E-03	3.8517723E-02	0.000000	-9.5084638E-15	0.000000	-7.0301707E-05
4	3.8280267E-02	-1.1908393E-03	3.8280267E-02	0.000000	-9.0436601E-15	6.9388939E-18	-6.6865139E-05
5	3.8041211E-02	-1.2001632E-03	3.8041211E-02	0.000000	-8.5787452E-15	2.0816682E-17	-6.3427747E-05
6	3.7800026E-02	-1.2121239E-03	3.7800026E-02	0.000000	-8.1136820E-15	0.000000	-5.9989259E-05
7	3.7556187E-02	-1.2267002E-03	3.7556187E-02	0.000000	-7.6484333E-15	0.000000	-5.6549400E-05
8	3.7309173E-02	-1.2438659E-03	3.7309173E-02	0.000000	-7.1829621E-15	6.9388939E-18	-5.3107896E-05
9	3.7058470E-02	-1.2635895E-03	3.7058470E-02	0.000000	-6.7172313E-15	6.9388939E-18	-4.9664472E-05
10	3.6803569E-02	-1.2858341E-03	3.6803569E-02	0.000000	-6.2512037E-15	-6.9388939E-18	-4.6218554E-05
11	3.6543971E-02	-1.3105575E-03	3.6543971E-02	0.000000	-5.7848424E-15	6.9388939E-18	-4.2770768E-05
12	3.6279184E-02	-1.3377115E-03	3.6279184E-02	0.000000	-5.3181100E-15	1.3877788E-17	-3.9319939E-05
13	3.6008728E-02	-1.3672436E-03	3.6008728E-02	0.000000	-4.8509697E-15	-6.9388939E-18	-3.5866094E-05
14	3.5732132E-02	-1.3990959E-03	3.5732132E-02	0.000000	-4.3833843E-15	0.000000	-3.2408958E-05
15	3.5448939E-02	-1.4332056E-03	3.5448939E-02	0.000000	-3.9153168E-15	6.9388939E-18	-2.8948257E-05
16	3.5158704E-02	-1.4695052E-03	3.5158704E-02	0.000000	-3.4467558E-15	-6.9388939E-18	-2.5483717E-05
17	3.4860994E-02	-1.5079228E-03	3.4860994E-02	0.000000	-2.9776068E-15	1.3877788E-17	-2.2015047E-05
18	3.4555397E-02	-1.5483808E-03	3.4555397E-02	0.000000	-2.5078481E-15	0.000000	-1.8542007E-05
19	3.4241511E-02	-1.5907977E-03	3.4241511E-02	0.000000	-2.0374813E-15	-6.9388939E-18	-1.5064306E-05
20	3.3918953E-02	-1.6350871E-03	3.3918953E-02	0.000000	-1.5664337E-15	0.000000	-1.1581660E-05
21	3.3587359E-02	-1.6811584E-03	3.3587359E-02	0.000000	-1.0946886E-15	-6.9388939E-18	-8.0937421E-06
22	3.3246379E-02	-1.7289169E-03	3.3246379E-02	0.000000	-6.2217691E-16	0.000000	-4.6001226E-06
23	3.2895687E-02	-1.7782627E-03	3.2895687E-02	0.000000	-1.4882941E-16	-6.9388939E-18	-1.1003840E-06
24	3.2534975E-02	-1.8290915E-03	3.2534975E-02	0.000000	3.2540737E-16	0.000000	2.4059295E-06
25	3.2163958E-02	-1.8812946E-03	3.2163958E-02	0.000000	8.0059578E-16	0.000000	5.9192790E-06
26	3.1782373E-02	-1.9347586E-03	3.1782373E-02	0.000000	1.2767852E-15	-6.9388939E-18	9.4401140E-06
27	3.1389980E-02	-1.9893724E-03	3.1389980E-02	0.000000	1.7540474E-15	6.9388939E-18	1.2968828E-05
28	3.0986557E-02	-2.0450291E-03	3.0986557E-02	0.000000	2.2324389E-15	3.4694470E-18	1.6505767E-05
29	3.0571907E-02	-2.1016165E-03	3.0571907E-02	0.000000	2.7119497E-15	3.4694470E-18	2.0051080E-05
30	3.0145856E-02	-2.1590185E-03	3.0145856E-02	0.000000	3.1925900E-15	-3.4694470E-18	2.3604744E-05
31	2.9708253E-02	-2.2171148E-03	2.9708253E-02	0.000000	3.6742991E-15	3.4694470E-18	2.7166513E-05
32	2.9258974E-02	-2.2757809E-03	2.9258974E-02	0.000000	4.1570566E-15	0.000000	3.0735857E-05
33	2.8797913E-02	-2.3348886E-03	2.8797913E-02	0.000000	4.6407674E-15	-3.4694470E-18	3.4311993E-05
34	2.8324998E-02	-2.3943051E-03	2.8324998E-02	0.000000	5.1252058E-15	6.9388939E-18	3.7893738E-05
35	2.7840180E-02	-2.4538934E-03	2.7840180E-02	0.000000	5.6101930E-15	0.000000	4.1479541E-05
36	2.7343439E-02	-2.5135126E-03	2.7343439E-02	0.000000	6.0954159E-15	-3.4694470E-18	4.5067424E-05
37	2.6834785E-02	-2.5730172E-03	2.6834785E-02	0.000000	6.5806291E-15	3.4694470E-18	4.8654925E-05
38	2.6314252E-02	-2.6322586E-03	2.6314252E-02	0.000000	7.0654491E-15	3.4694470E-18	5.2239127E-05
39	2.5781909E-02	-2.6910829E-03	2.5781909E-02	0.000000	7.5492978E-15	0.000000	5.5816512E-05
40	2.5237857E-02	-2.7493328E-03	2.5237857E-02	0.000000	8.0316715E-15	3.4694470E-18	5.9382992E-05
41	2.4682225E-02	-2.8068466E-03	2.4682225E-02	0.000000	8.5119324E-15	-3.4694470E-18	6.2933850E-05
42	2.4115178E-02	-2.8634584E-03	2.4115178E-02	0.000000	8.9893520E-15	0.000000	6.6463702E-05
43	2.3536913E-02	-2.9189984E-03	2.3536913E-02	0.000000	9.4631062E-15	-3.4694470E-18	6.9966452E-05
44	2.2947662E-02	-2.9732926E-03	2.2947662E-02	0.000000	9.9321951E-15	3.4694470E-18	7.3435260E-05
45	2.2347694E-02	-3.0261626E-03	2.2347694E-02	0.000000	1.0395730E-14	1.0408341E-17	7.6862479E-05
46	2.1737307E-02	-3.0774268E-03	2.1737307E-02	0.000000	1.0852582E-14	0.000000	8.0239687E-05
47	2.1116843E-02	-3.1268985E-03	2.1116843E-02	0.000000	2.5116797E-15	0.000000	8.3557544E-05
48	2.0802936E-02	-3.1509098E-03	2.0802936E-02	0.000000	2.5607842E-15	0.000000	8.5191131E-05
49	2.0168075E-02	-3.1973342E-03	2.0168075E-02	0.000000	1.1956353E-14	0.000000	8.8400527E-05
50	1.9524154E-02	-3.2414828E-03	1.9524154E-02	0.000000	1.2378708E-14	0.000000	9.1523253E-05
51	1.8871647E-02	-3.2831581E-03	1.8871647E-02	0.000000	1.2787670E-14	0.000000	9.4546955E-05
52	1.8211067E-02	-3.3221891E-03	1.8211067E-02	0.000000	1.3181679E-14	3.4694470E-18	9.7460103E-05
53	1.7542956E-02	-3.3584434E-03	1.7542956E-02	0.000000	1.3559751E-14	3.4694470E-18	1.0025542E-04
54	1.6867882E-02	-3.3918165E-03	1.6867882E-02	0.000000	1.3921410E-14	-6.9388939E-18	1.0292938E-04
55	1.6186427E-02	-3.4222343E-03	1.6186427E-02	0.000000	1.4266556E-14	3.4694470E-18	1.0548126E-04

56	1.5499188E-02	-3.4496550E-03	1.5499188E-02	0.000000	1.4595380E-14	0.000000	1.0791244E-04
57	1.4806765E-02	-3.4740692E-03	1.4806765E-02	0.000000	1.4908303E-14	0.000000	1.1022607E-04
58	1.4109759E-02	-3.4955007E-03	1.4109759E-02	0.000000	1.5205935E-14	1.7347235E-18	1.1242665E-04
59	1.3408760E-02	-3.5140059E-03	1.3408760E-02	0.000000	1.5489034E-14	0.000000	1.1451977E-04
60	1.2704346E-02	-3.5296736E-03	1.2704346E-02	0.000000	1.5758453E-14	-1.7347235E-18	1.1651174E-04
61	1.1997072E-02	-3.5426253E-03	1.1997072E-02	0.000000	1.6015075E-14	0.000000	1.1840911E-04
62	1.1287466E-02	-3.5530167E-03	1.1287466E-02	0.000000	1.6259795E-14	0.000000	1.2021847E-04
63	1.0576023E-02	-3.5610377E-03	1.0576023E-02	0.000000	1.6493510E-14	-1.7347235E-18	1.2194647E-04
64	9.8631942E-03	-3.5669128E-03	9.8631942E-03	0.000000	1.6717119E-14	0.000000	1.2359974E-04
65	9.1493837E-03	-3.5709005E-03	9.1493837E-03	0.000000	1.6931514E-14	1.7347235E-18	1.2518490E-04
66	8.4349403E-03	-3.5732939E-03	8.4349403E-03	0.000000	1.7137577E-14	0.000000	1.2670844E-04
67	7.7201525E-03	-3.5743928E-03	7.7201525E-03	0.000000	1.7336174E-14	0.000000	1.2817679E-04
68	7.0052510E-03	-3.5744751E-03	7.0052510E-03	0.000000	1.7528154E-14	-8.6736174E-19	1.2959621E-04
69	6.2904133E-03	-3.5737952E-03	6.2904133E-03	0.000000	1.7714338E-14	0.000000	1.3097279E-04
70	5.5757684E-03	-3.5725835E-03	5.5757684E-03	0.000000	1.7895523E-14	0.000000	1.3231240E-04
71	4.8614016E-03	-3.5710468E-03	4.8614016E-03	0.000000	1.8072472E-14	0.000000	1.3362069E-04
72	4.1473591E-03	-3.5693684E-03	4.1473591E-03	0.000000	1.8245913E-14	0.000000	1.3490304E-04
73	3.4336530E-03	-3.5677074E-03	3.4336530E-03	0.000000	1.8416532E-14	0.000000	1.3616453E-04
74	2.7202659E-03	-3.5661994E-03	2.7202659E-03	0.000000	1.8584974E-14	0.000000	1.3740992E-04
75	2.0071556E-03	-3.5649562E-03	2.0071556E-03	0.000000	1.8750429E-14	0.000000	1.3864363E-04
76	1.2942966E-03	-3.5640504E-03	1.2942966E-03	0.000000	1.8916226E-14	-2.1684043E-19	1.3986956E-04
77	5.8154759E-04	-3.5634976E-03	5.8154759E-04	0.000000	1.9082856E-14	0.000000	1.4109107E-04
78	-1.3112290E-04	-3.5632520E-03	-1.3112290E-04	0.000000	1.9249223E-14	4.0657581E-19	1.4231045E-04
79	-8.4380150E-04	-3.5631963E-03	-8.4380150E-04	0.000000	3.8831068E-14	-6.5052130E-19	1.4352922E-04

```
+-------------------------------------------------------------------------------------------------------------------------------+
|                   PARATIEPLUS(TM)   NLS ENGINE RELEASE  2018.0    FULL VERSION  *Build date:Nov 13, 2017*                    |
|                                                                                                                               |
|                                    NewProject.BaseDesignSection_28.SISMICAGEO_1273                                            |
|                                   Exe Time : 4 September 2018 18:06:55                                                        |
+-------------------------------------------------------------------------------------------------------------------------------+
New Project


S T R E S S   R E S U L T S   F O R   G R O U P   N O.   1

0_L                                                              :
ELEMENT TYPE    5 NO.OF ELEMENTS. IN THIS GROUP   79
C U R R E N T   T I M E   I S      5.0000

 HARDENING 2D SOIL ELEMENT

 ****** TOTAL STRESS FORMULATION *****

  EL *   FORCE     DISPL-Y  VERTICAL-P  HORIZON.-P     MAX-V-P     MAX-H-P           STATE   STIFFNESS Z-LEVEL      PORE
E FACTOR    UFACTOR       Peq           Su_a         Su_p     LAYER
 ------------------------------------------------------------------------------------------------------------------------------
-------------------------------------------------------------------------------------------
   1 D  2.5790E-04 -3.8990E-02  6.3056E-03  2.5790E-03  6.3056E-03  0.6685          ACTIVE   0.000       0.000       0.000
1.000       1.000      2.5790E-03   0.000       0.000     DI1_164_167_L_0
   2 D  0.2650     -3.8754E-02   3.240       1.325       3.240       10.32          ACTIVE   0.000     -0.2000       0.000
1.000       1.000       1.325       0.000       0.000     DI1_164_167_L_0
   3 D  0.5429     -3.8518E-02   6.637       2.714       6.637       21.14          ACTIVE   0.000     -0.4000       0.000
1.000       1.000       2.714       0.000       0.000     DI1_164_167_L_0
   4 D  0.8379     -3.8280E-02   10.24       4.189       10.24       32.62          ACTIVE   0.000     -0.6000       0.000
1.000       1.000       4.189       0.000       0.000     DI1_164_167_L_0
   5 D   1.145     -3.8041E-02   14.00       5.727       14.00       44.60          ACTIVE   0.000     -0.8000       0.000
1.000       1.000       5.727       0.000       0.000     DI1_164_167_L_0
   6 D   1.459     -3.7800E-02   17.83       7.293       17.83       48.39          ACTIVE   0.000      -1.000       0.000
1.000       1.000       7.293       0.000       0.000     DI1_164_167_L_0
   7 D   1.775     -3.7556E-02   21.70       8.873       21.70       48.30          ACTIVE   0.000      -1.200       0.000
1.000       1.000       8.873       0.000       0.000     DI1_164_167_L_0
   8 D   2.107     -3.7309E-02   25.76       10.54       25.76       48.09          ACTIVE   0.000      -1.400       0.000
1.000       1.000       10.54       0.000       0.000     DI1_164_167_L_0
   9 D   2.427     -3.7058E-02   29.67       12.14       29.67       47.82          ACTIVE   0.000      -1.600       0.000
1.000       1.000       12.14       0.000       0.000     DI1_164_167_L_0
  10 D   2.804     -3.6804E-02   34.27       14.02       34.27       47.53          ACTIVE   0.000      -1.800       0.000
1.000       1.000       14.02       0.000       0.000     DI1_164_167_L_0
  11 D   3.101     -3.6544E-02   37.91       15.50       37.91       47.26          ACTIVE   0.000      -2.000       0.000
1.000       1.000       15.50       0.000       0.000     DI1_164_167_L_0
  12 D   3.393     -3.6279E-02   41.48       16.96       41.48       47.03          ACTIVE   0.000      -2.200       0.000
1.000       1.000       16.96       0.000       0.000     DI1_164_167_L_0
  13 D   3.731     -3.6009E-02   45.62       18.66       45.62       46.84          ACTIVE   0.000      -2.400       0.000
1.000       1.000       18.66       0.000       0.000     DI1_164_167_L_0
  14 D   4.013     -3.5732E-02   49.06       20.07       49.06       46.71          ACTIVE   0.000      -2.600       0.000
1.000       1.000       20.07       0.000       0.000     DI1_164_167_L_0
  15 D   4.293     -3.5449E-02   52.48       21.46       52.48       46.64          ACTIVE   0.000      -2.800       0.000
1.000       1.000       21.46       0.000       0.000     DI1_164_167_L_0
  16 D   4.611     -3.5159E-02   56.37       23.05       56.37       46.64          ACTIVE   0.000      -3.000       0.000
1.000       1.000       23.05       0.000       0.000     DI1_164_167_L_0
  17 D   4.885     -3.4861E-02   59.72       24.42       59.72       46.71          ACTIVE   0.000      -3.200       0.000
1.000       1.000       24.42       0.000       0.000     DI1_164_167_L_0
  18 D   5.193     -3.4555E-02   63.49       25.97       63.49       46.86          ACTIVE   0.000      -3.400       0.000
1.000       1.000       25.97       0.000       0.000     DI1_164_167_L_0
  19 D   5.463     -3.4242E-02   66.79       27.32       66.79       47.08          ACTIVE   0.000      -3.600       0.000
1.000       1.000       27.32       0.000       0.000     DI1_164_167_L_0
  20 D   5.733     -3.3919E-02   70.09       28.67       70.09       47.38          ACTIVE   0.000      -3.800       0.000
1.000       1.000       28.67       0.000       0.000     DI1_164_167_L_0
  21 D   6.002     -3.3587E-02   73.38       30.01       73.38       47.76          ACTIVE   0.000      -4.000       0.000
1.000       1.000       30.01       0.000       0.000     DI1_164_167_L_0
  22 D   6.300     -3.3246E-02   77.01       31.50       77.01       48.21          ACTIVE   0.000      -4.200       0.000
1.000       1.000       31.50       0.000       0.000     DI1_164_167_L_0
  23 D   6.566     -3.2896E-02   80.27       32.83       80.27       48.74          ACTIVE   0.000      -4.400       0.000
1.000       1.000       32.83       0.000       0.000     DI1_164_167_L_0
  24 D   6.837     -3.2535E-02   83.53       34.18       83.53       49.33           UL-RL   7262.      -4.600       0.000
1.000       1.000       34.18       0.000       0.000     DI1_164_167_L_0
```

25 D	7.133	-3.2164E-02	87.10	35.67	87.10	50.01	UL-RL	7262.	-4.800	0.000		
1.000	1.000	35.67	0.000	0.000	DI1_164_167_L_0							
26 D	6.506	-3.1782E-02	90.34	32.53	90.34	54.69	UL-RL	1.7334E+04	-5.000	0.000		
1.000	1.000	32.53	0.000	0.000	DI2_165_168_L_0							
27 D	6.757	-3.1390E-02	93.58	33.79	93.58	54.54	UL-RL	1.7334E+04	-5.200	0.000		
1.000	1.000	33.79	0.000	0.000	DI2_165_168_L_0							
28 D	7.029	-3.0987E-02	97.10	35.14	97.10	54.54	UL-RL	1.7334E+04	-5.400	0.000		
1.000	1.000	35.14	0.000	0.000	DI2_165_168_L_0							
29 D	7.279	-3.0572E-02	100.3	36.40	100.3	54.69	UL-RL	1.7334E+04	-5.600	0.000		
1.000	1.000	36.40	0.000	0.000	DI2_165_168_L_0							
30 D	7.530	-3.0146E-02	103.6	37.65	103.6	54.98	UL-RL	1.7334E+04	-5.800	0.000		
1.000	1.000	37.65	0.000	0.000	DI2_165_168_L_0							
31 D	7.799	-2.9708E-02	107.0	38.99	107.0	55.43	UL-RL	1.7334E+04	-6.000	0.000		
1.000	1.000	38.99	0.000	0.000	DI2_165_168_L_0							
32 D	8.049	-2.9259E-02	110.3	40.24	110.3	56.94	UL-RL	1.7334E+04	-6.200	0.000		
1.000	1.000	40.24	0.000	0.000	DI2_165_168_L_0							
33 D	8.299	-2.8798E-02	113.5	41.49	113.5	58.44	UL-RL	1.7334E+04	-6.400	0.000		
1.000	1.000	41.49	0.000	0.000	DI2_165_168_L_0							
34 D	8.565	-2.8325E-02	116.9	42.83	116.9	59.95	UL-RL	1.7334E+04	-6.600	0.000		
1.000	1.000	42.83	0.000	0.000	DI2_165_168_L_0							
35 D	8.815	-2.7840E-02	120.1	44.08	120.1	61.46	UL-RL	1.7334E+04	-6.800	0.000		
1.000	1.000	44.08	0.000	0.000	DI2_165_168_L_0							
36 D	9.065	-2.7343E-02	123.3	45.32	123.3	62.98	UL-RL	1.7334E+04	-7.000	0.000		
1.000	1.000	45.32	0.000	0.000	DI2_165_168_L_0							
37 D	9.330	-2.6835E-02	126.8	46.65	126.8	64.49	UL-RL	1.7334E+04	-7.200	0.000		
1.000	1.000	46.65	0.000	0.000	DI2_165_168_L_0							
38 D	9.579	-2.6314E-02	130.0	47.89	130.0	66.00	UL-RL	1.7334E+04	-7.400	0.000		
1.000	1.000	47.89	0.000	0.000	DI2_165_168_L_0							
39 D	9.828	-2.5782E-02	133.2	49.14	133.2	67.52	UL-RL	1.7334E+04	-7.600	0.000		
1.000	1.000	49.14	0.000	0.000	DI2_165_168_L_0							
40 D	10.09	-2.5238E-02	136.6	50.46	136.6	69.03	UL-RL	1.7334E+04	-7.800	0.000		
1.000	1.000	50.46	0.000	0.000	DI2_165_168_L_0							
41 D	10.34	-2.4682E-02	139.8	51.70	139.8	70.55	UL-RL	1.7334E+04	-8.000	0.000		
1.000	1.000	51.70	0.000	0.000	DI2_165_168_L_0							
42 D	10.59	-2.4115E-02	143.0	52.95	143.0	72.07	UL-RL	1.7334E+04	-8.200	0.000		
1.000	1.000	52.95	0.000	0.000	DI2_165_168_L_0							
43 D	10.85	-2.3537E-02	146.4	54.26	146.4	73.59	UL-RL	1.7334E+04	-8.400	0.000		
1.000	1.000	54.26	0.000	0.000	DI2_165_168_L_0							
44 D	11.10	-2.2948E-02	149.6	55.50	149.6	75.11	UL-RL	1.7334E+04	-8.600	0.000		
1.000	1.000	55.50	0.000	0.000	DI2_165_168_L_0							
45 D	11.35	-2.2348E-02	152.8	56.74	152.8	76.63	UL-RL	1.7334E+04	-8.800	0.000		
1.000	1.000	56.74	0.000	0.000	DI2_165_168_L_0							
46 D	11.61	-2.1737E-02	156.2	58.05	156.2	78.16	UL-RL	1.7334E+04	-9.000	0.000		
1.000	1.000	58.05	0.000	0.000	DI2_165_168_L_0							
47 D	8.893	-2.1117E-02	159.4	59.28	159.4	79.68	UL-RL	1.7334E+04	-9.200	0.000		
1.000	1.000	59.28	0.000	0.000	DI2_165_168_L_0							
48 D	8.990	-2.0803E-02	161.1	59.93	161.1	80.44	UL-RL	1.7334E+04	-9.300	0.000		
1.000	1.000	59.93	0.000	0.000	DI2_165_168_L_0							
49 D	12.23	-2.0168E-02	164.3	61.17	164.3	81.97	UL-RL	1.7334E+04	-9.500	0.000		
1.000	1.000	61.17	0.000	0.000	DI2_165_168_L_0							
50 D	12.48	-1.9524E-02	167.5	62.41	167.5	83.50	UL-RL	1.7334E+04	-9.700	0.000		
1.000	1.000	62.41	0.000	0.000	DI2_165_168_L_0							
51 D	12.74	-1.8872E-02	170.8	63.70	170.8	85.02	UL-RL	1.7334E+04	-9.900	0.000		
1.000	1.000	63.70	0.000	0.000	DI2_165_168_L_0							
52 D	12.99	-1.8211E-02	174.0	64.93	174.0	86.55	UL-RL	1.7334E+04	-10.10	0.000		
1.000	1.000	64.93	0.000	0.000	DI2_165_168_L_0							
53 D	13.23	-1.7543E-02	177.2	66.16	177.2	88.09	UL-RL	1.7334E+04	-10.30	0.000		
1.000	1.000	66.16	0.000	0.000	DI2_165_168_L_0							
54 D	13.49	-1.6868E-02	180.6	67.44	180.6	89.62	UL-RL	1.7334E+04	-10.50	0.000		
1.000	1.000	67.44	0.000	0.000	DI2_165_168_L_0							
55 D	13.73	-1.6186E-02	183.8	68.67	183.8	91.15	UL-RL	1.7334E+04	-10.70	0.000		
1.000	1.000	68.67	0.000	0.000	DI2_165_168_L_0							
56 D	13.98	-1.5499E-02	187.0	69.89	187.0	92.68	UL-RL	1.7334E+04	-10.90	0.000		
1.000	1.000	69.89	0.000	0.000	DI2_165_168_L_0							
57 D	14.23	-1.4807E-02	190.3	71.16	190.3	94.22	UL-RL	1.7334E+04	-11.10	0.000		
1.000	1.000	71.16	0.000	0.000	DI2_165_168_L_0							
58 D	14.48	-1.4110E-02	193.5	72.38	193.5	95.76	UL-RL	1.7334E+04	-11.30	0.000		
1.000	1.000	72.38	0.000	0.000	DI2_165_168_L_0							
59 D	14.72	-1.3409E-02	196.7	73.60	196.7	97.29	UL-RL	1.7334E+04	-11.50	0.000		
1.000	1.000	73.60	0.000	0.000	DI2_165_168_L_0							
60 D	14.97	-1.2704E-02	200.0	74.86	200.0	98.83	UL-RL	1.7334E+04	-11.70	0.000		
1.000	1.000	74.86	0.000	0.000	DI2_165_168_L_0							
61 D	15.22	-1.1997E-02	203.2	76.08	203.2	100.4	UL-RL	1.7334E+04	-11.90	0.000		
1.000	1.000	76.08	0.000	0.000	DI2_165_168_L_0							

62 D	15.46	-1.1287E-02	206.4	77.29	206.4	101.9	UL-RL	1.7334E+04	-12.10	0.000	
1.000	1.000	77.29	0.000	0.000	DI2_165_168_L_0						
63 D	15.71	-1.0576E-02	209.8	78.55	209.8	103.5	UL-RL	1.7334E+04	-12.30	0.000	
1.000	1.000	78.55	0.000	0.000	DI2_165_168_L_0						
64 D	15.95	-9.8632E-03	213.0	79.76	213.0	105.0	UL-RL	1.7334E+04	-12.50	0.000	
1.000	1.000	79.76	0.000	0.000	DI2_165_168_L_0						
65 D	16.19	-9.1494E-03	216.2	80.97	216.2	106.5	UL-RL	1.7334E+04	-12.70	0.000	
1.000	1.000	80.97	0.000	0.000	DI2_165_168_L_0						
66 D	16.44	-8.4349E-03	219.5	82.22	219.5	108.1	UL-RL	1.7334E+04	-12.90	0.000	
1.000	1.000	82.22	0.000	0.000	DI2_165_168_L_0						
67 D	16.68	-7.7202E-03	222.7	83.42	222.7	109.6	UL-RL	1.7334E+04	-13.10	0.000	
1.000	1.000	83.42	0.000	0.000	DI2_165_168_L_0						
68 D	16.93	-7.0053E-03	225.9	84.63	225.9	111.2	UL-RL	1.7334E+04	-13.30	0.000	
1.000	1.000	84.63	0.000	0.000	DI2_165_168_L_0						
69 D	17.18	-6.2904E-03	229.2	85.88	229.2	112.7	UL-RL	1.7334E+04	-13.50	0.000	
1.000	1.000	85.88	0.000	0.000	DI2_165_168_L_0						
70 D	17.42	-5.5758E-03	232.4	87.08	232.4	114.3	UL-RL	1.7334E+04	-13.70	0.000	
1.000	1.000	87.08	0.000	0.000	DI2_165_168_L_0						
71 D	17.66	-4.8614E-03	235.6	88.29	235.6	115.8	UL-RL	1.7334E+04	-13.90	0.000	
1.000	1.000	88.29	0.000	0.000	DI2_165_168_L_0						
72 D	17.91	-4.1474E-03	238.9	89.53	238.9	117.4	UL-RL	1.7334E+04	-14.10	0.000	
1.000	1.000	89.53	0.000	0.000	DI2_165_168_L_0						
73 D	18.15	-3.4337E-03	242.1	90.73	242.1	118.9	UL-RL	1.7334E+04	-14.30	0.000	
1.000	1.000	90.73	0.000	0.000	DI2_165_168_L_0						
74 D	18.39	-2.7203E-03	245.3	91.94	245.3	120.5	UL-RL	1.7334E+04	-14.50	0.000	
1.000	1.000	91.94	0.000	0.000	DI2_165_168_L_0						
75 D	19.54	-2.0072E-03	248.6	97.70	248.6	122.0	UL-RL	1.7334E+04	-14.70	0.000	
1.000	1.000	97.70	0.000	0.000	DI2_165_168_L_0						
76 D	21.02	-1.2943E-03	251.8	105.1	251.8	123.6	UL-RL	1.7334E+04	-14.90	0.000	
1.000	1.000	105.1	0.000	0.000	DI2_165_168_L_0						
77 D	22.82	-5.8155E-04	255.0	114.1	255.0	125.1	UL-RL	1.7334E+04	-15.10	0.000	
1.000	1.000	114.1	0.000	0.000	DI2_165_168_L_0						
78 D	25.52	1.3112E-04	258.3	127.6	258.3	127.6	V-C	1.0834E+04	-15.30	0.000	
1.000	1.000	127.6	0.000	0.000	DI2_165_168_L_0						
79 D	13.70	8.4380E-04	261.5	137.0	261.5	137.0	V-C	1.0834E+04	-15.50	0.000	
1.000	1.000	137.0	0.000	0.000	DI2_165_168_L_0						

```
+-----------------------------------------------------------------------------------------------------------------------+
|                  PARATIEPLUS(TM)   NLS ENGINE RELEASE  2018.0    FULL VERSION  *Build date:Nov 13, 2017*              |
|                                                                                                                       |
|                                   NewProject.BaseDesignSection_28.SISMICAGEO_1273                                     |
|                                  Exe Time : 4 September 2018 18:06:55                                                 |
+-----------------------------------------------------------------------------------------------------------------------+
New Project


S T R E S S   R E S U L T S   F O R   G R O U P   N O.   2

0_R                                                          :
ELEMENT TYPE    5 NO.OF ELEMENTS. IN THIS GROUP   79
C U R R E N T   T I M E   I S     5.0000

 HARDENING 2D SOIL ELEMENT

 ****** TOTAL STRESS FORMULATION *****

 EL *   FORCE     DISPL-Y  VERTICAL-P  HORIZON.-P     MAX-V-P     MAX-H-P          STATE   STIFFNESS Z-LEVEL      PORE
E FACTOR    UFACTOR       Peq          Su_a        Su_p     LAYER
 ---------------------------------------------------------------------------------------------------------------------------
-----------------------------------------------------------------------------------------------
   1     0.000         --          --          --          --          --          REMOVED     --        0.000       0.000
1.000       1.000       0.000       0.000       0.000     not available
   2     0.000         --          --          --          --          --          REMOVED     --      -0.2000       0.000
1.000       1.000       0.000       0.000       0.000     not available
   3     0.000         --          --          --          --          --          REMOVED     --      -0.4000       0.000
1.000       1.000       0.000       0.000       0.000     not available
   4     0.000         --          --          --          --          --          REMOVED     --      -0.6000       0.000
1.000       1.000       0.000       0.000       0.000     not available
   5     0.000         --          --          --          --          --          REMOVED     --      -0.8000       0.000
1.000       1.000       0.000       0.000       0.000     not available
   6     0.000         --          --          --          --          --          REMOVED     --       -1.000       0.000
1.000       1.000       0.000       0.000       0.000     not available
   7     0.000         --          --          --          --          --          REMOVED     --       -1.200       0.000
1.000       1.000       0.000       0.000       0.000     not available
   8     0.000         --          --          --          --          --          REMOVED     --       -1.400       0.000
1.000       1.000       0.000       0.000       0.000     not available
   9     0.000         --          --          --          --          --          REMOVED     --       -1.600       0.000
1.000       1.000       0.000       0.000       0.000     not available
  10     0.000         --          --          --          --          --          REMOVED     --       -1.800       0.000
1.000       1.000       0.000       0.000       0.000     not available
  11     0.000         --          --          --          --          --          REMOVED     --       -2.000       0.000
1.000       1.000       0.000       0.000       0.000     not available
  12     0.000         --          --          --          --          --          REMOVED     --       -2.200       0.000
1.000       1.000       0.000       0.000       0.000     not available
  13     0.000         --          --          --          --          --          REMOVED     --       -2.400       0.000
1.000       1.000       0.000       0.000       0.000     not available
  14     0.000         --          --          --          --          --          REMOVED     --       -2.600       0.000
1.000       1.000       0.000       0.000       0.000     not available
  15     0.000         --          --          --          --          --          REMOVED     --       -2.800       0.000
1.000       1.000       0.000       0.000       0.000     not available
  16     0.000         --          --          --          --          --          REMOVED     --       -3.000       0.000
1.000       1.000       0.000       0.000       0.000     not available
  17     0.000         --          --          --          --          --          REMOVED     --       -3.200       0.000
1.000       1.000       0.000       0.000       0.000     not available
  18     0.000         --          --          --          --          --          REMOVED     --       -3.400       0.000
1.000       1.000       0.000       0.000       0.000     not available
  19     0.000         --          --          --          --          --          REMOVED     --       -3.600       0.000
1.000       1.000       0.000       0.000       0.000     not available
  20     0.000         --          --          --          --          --          REMOVED     --       -3.800       0.000
1.000       1.000       0.000       0.000       0.000     not available
  21     0.000         --          --          --          --          --          REMOVED     --       -4.000       0.000
1.000       1.000       0.000       0.000       0.000     not available
  22     0.000         --          --          --          --          --          REMOVED     --       -4.200       0.000
1.000       1.000       0.000       0.000       0.000     not available
  23     0.000         --          --          --          --          --          REMOVED     --       -4.400       0.000
1.000       1.000       0.000       0.000       0.000     not available
  24     0.000         --          --          --          --          --          REMOVED     --       -4.600       0.000
1.000       1.000       0.000       0.000       0.000     not available
```

25	0.000	--	--	--	--	--	REMOVED	--	-4.800	0.000	
1.000	1.000	0.000	0.000	0.000	not available						
26	0.000	--	--	--	--	--	REMOVED	--	-5.000	0.000	
1.000	1.000	0.000	0.000	0.000	not available						
27	0.000	--	--	--	--	--	REMOVED	--	-5.200	0.000	
1.000	1.000	0.000	0.000	0.000	not available						
28	0.000	--	--	--	--	--	REMOVED	--	-5.400	0.000	
1.000	1.000	0.000	0.000	0.000	not available						
29	0.000	--	--	--	--	--	REMOVED	--	-5.600	0.000	
1.000	1.000	0.000	0.000	0.000	not available						
30	0.000	--	--	--	--	--	REMOVED	--	-5.800	0.000	
1.000	1.000	0.000	0.000	0.000	not available						
31	0.000	--	--	--	--	--	REMOVED	--	-6.000	0.000	
1.000	1.000	0.000	0.000	0.000	not available						
32	0.000	--	--	--	--	--	REMOVED	--	-6.200	0.000	
1.000	1.000	0.000	0.000	0.000	not available						
33	0.000	--	--	--	--	--	REMOVED	--	-6.400	0.000	
1.000	1.000	0.000	0.000	0.000	not available						
34	0.000	--	--	--	--	--	REMOVED	--	-6.600	0.000	
1.000	1.000	0.000	0.000	0.000	not available						
35	0.000	--	--	--	--	--	REMOVED	--	-6.800	0.000	
1.000	1.000	0.000	0.000	0.000	not available						
36	0.000	--	--	--	--	--	REMOVED	--	-7.000	0.000	
1.000	1.000	0.000	0.000	0.000	not available						
37	0.000	--	--	--	--	--	REMOVED	--	-7.200	0.000	
1.000	1.000	0.000	0.000	0.000	not available						
38	0.000	--	--	--	--	--	REMOVED	--	-7.400	0.000	
1.000	1.000	0.000	0.000	0.000	not available						
39	0.000	--	--	--	--	--	REMOVED	--	-7.600	0.000	
1.000	1.000	0.000	0.000	0.000	not available						
40	0.000	--	--	--	--	--	REMOVED	--	-7.800	0.000	
1.000	1.000	0.000	0.000	0.000	not available						
41	0.000	--	--	--	--	--	REMOVED	--	-8.000	0.000	
1.000	1.000	0.000	0.000	0.000	not available						
42	0.000	--	--	--	--	--	REMOVED	--	-8.200	0.000	
1.000	1.000	0.000	0.000	0.000	not available						
43	0.000	--	--	--	--	--	REMOVED	--	-8.400	0.000	
1.000	1.000	0.000	0.000	0.000	not available						
44	0.000	--	--	--	--	--	REMOVED	--	-8.600	0.000	
1.000	1.000	0.000	0.000	0.000	not available						
45	0.000	--	--	--	--	--	REMOVED	--	-8.800	0.000	
1.000	1.000	0.000	0.000	0.000	not available						
46	0.000	--	--	--	--	--	REMOVED	--	-9.000	0.000	
1.000	1.000	0.000	0.000	0.000	not available						
47	0.000	--	--	--	--	--	REMOVED	--	-9.200	0.000	
1.000	1.000	0.000	0.000	0.000	not available						
48 D	0.000	2.0803E-02	0.000	0.000	0.000	0.000	ACTIVE	0.000	-9.300	0.000	
1.000	1.000	0.000	0.000	0.000	DI2_165_168_L_0						
49 D	4.1775E-02	2.0168E-02	3.200	0.2089	3.200	1.600	ACTIVE	0.000	-9.500	0.000	
1.000	1.000	0.2089	0.000	0.000	DI2_165_168_L_0						
50 D	0.3473	1.9524E-02	6.400	1.737	6.400	3.200	UL-RL	1.5989E+04	-9.700	0.000	
1.000	1.000	1.737	0.000	0.000	DI2_165_168_L_0						
51 D	3.803	1.8872E-02	9.600	19.01	158.4	86.01	UL-RL	1.5989E+04	-9.900	0.000	
1.000	1.000	19.01	0.000	0.000	DI2_165_168_L_0						
52 D	5.614	1.8211E-02	12.80	28.07	161.6	87.43	UL-RL	1.5989E+04	-10.10	0.000	
1.000	1.000	28.07	0.000	0.000	DI2_165_168_L_0						
53 D	7.711	1.7543E-02	16.00	38.55	164.8	88.84	UL-RL	1.5989E+04	-10.30	0.000	
1.000	1.000	38.55	0.000	0.000	DI2_165_168_L_0						
54 D	9.904	1.6868E-02	19.20	49.52	168.0	90.25	UL-RL	1.5989E+04	-10.50	0.000	
1.000	1.000	49.52	0.000	0.000	DI2_165_168_L_0						
55 D	12.15	1.6186E-02	22.40	60.73	171.2	91.66	UL-RL	1.5989E+04	-10.70	0.000	
1.000	1.000	60.73	0.000	0.000	DI2_165_168_L_0						
56 D	14.42	1.5499E-02	25.60	72.09	174.4	93.06	UL-RL	1.5989E+04	-10.90	0.000	
1.000	1.000	72.09	0.000	0.000	DI2_165_168_L_0						
57 D	16.71	1.4807E-02	28.80	83.54	177.6	94.46	UL-RL	1.5989E+04	-11.10	0.000	
1.000	1.000	83.54	0.000	0.000	DI2_165_168_L_0						
58 D	18.98	1.4110E-02	32.00	94.89	180.8	96.68	UL-RL	1.5989E+04	-11.30	0.000	
1.000	1.000	94.89	0.000	0.000	DI2_165_168_L_0						
59 D	21.15	1.3409E-02	35.20	105.7	184.0	107.6	UL-RL	1.5989E+04	-11.50	0.000	
1.000	1.000	105.7	0.000	0.000	DI2_165_168_L_0						
60 D	23.51	1.2704E-02	38.40	117.5	187.2	119.4	UL-RL	1.5989E+04	-11.70	0.000	
1.000	1.000	117.5	0.000	0.000	DI2_165_168_L_0						
61 D	25.87	1.1997E-02	41.60	129.3	190.4	131.2	UL-RL	1.5989E+04	-11.90	0.000	
1.000	1.000	129.3	0.000	0.000	DI2_165_168_L_0						

62 D	28.23	1.1287E-02	44.80	141.1	193.6	143.1	UL-RL	1.5989E+04	-12.10	0.000	
1.000	1.000	141.1	0.000	0.000	DI2_165_168_L_0						
63 D	30.59	1.0576E-02	48.00	152.9	196.8	154.9	UL-RL	1.5989E+04	-12.30	0.000	
1.000	1.000	152.9	0.000	0.000	DI2_165_168_L_0						
64 D	32.94	9.8632E-03	51.20	164.7	200.0	166.7	UL-RL	1.5989E+04	-12.50	0.000	
1.000	1.000	164.7	0.000	0.000	DI2_165_168_L_0						
65 D	35.30	9.1494E-03	54.40	176.5	203.2	178.5	UL-RL	1.5989E+04	-12.70	0.000	
1.000	1.000	176.5	0.000	0.000	DI2_165_168_L_0						
66 D	34.29	8.4349E-03	57.60	171.5	206.4	173.5	UL-RL	1.5989E+04	-12.90	0.000	
1.000	1.000	171.5	0.000	0.000	DI2_165_168_L_0						
67 D	33.08	7.7202E-03	60.80	165.4	209.6	167.4	UL-RL	1.5989E+04	-13.10	0.000	
1.000	1.000	165.4	0.000	0.000	DI2_165_168_L_0						
68 D	31.86	7.0053E-03	64.00	159.3	212.8	161.4	UL-RL	1.5989E+04	-13.30	0.000	
1.000	1.000	159.3	0.000	0.000	DI2_165_168_L_0						
69 D	30.65	6.2904E-03	67.20	153.2	216.0	155.3	UL-RL	1.5989E+04	-13.50	0.000	
1.000	1.000	153.2	0.000	0.000	DI2_165_168_L_0						
70 D	29.43	5.5758E-03	70.40	147.1	219.2	149.3	UL-RL	1.5989E+04	-13.70	0.000	
1.000	1.000	147.1	0.000	0.000	DI2_165_168_L_0						
71 D	28.21	4.8614E-03	73.60	141.0	222.4	143.2	UL-RL	1.5989E+04	-13.90	0.000	
1.000	1.000	141.0	0.000	0.000	DI2_165_168_L_0						
72 D	26.99	4.1474E-03	76.80	134.9	225.6	137.1	UL-RL	1.5989E+04	-14.10	0.000	
1.000	1.000	134.9	0.000	0.000	DI2_165_168_L_0						
73 D	25.76	3.4337E-03	80.00	128.8	228.8	131.0	UL-RL	1.5989E+04	-14.30	0.000	
1.000	1.000	128.8	0.000	0.000	DI2_165_168_L_0						
74 D	24.54	2.7203E-03	83.20	122.7	232.0	124.9	UL-RL	1.5989E+04	-14.50	0.000	
1.000	1.000	122.7	0.000	0.000	DI2_165_168_L_0						
75 D	22.33	2.0072E-03	86.40	111.6	235.2	122.0	UL-RL	1.5989E+04	-14.70	0.000	
1.000	1.000	111.6	0.000	0.000	DI2_165_168_L_0						
76 D	20.18	1.2943E-03	89.60	100.9	238.4	123.6	UL-RL	1.5989E+04	-14.90	0.000	
1.000	1.000	100.9	0.000	0.000	DI2_165_168_L_0						
77 D	18.02	5.8155E-04	92.80	90.12	241.6	125.1	UL-RL	1.5989E+04	-15.10	0.000	
1.000	1.000	90.12	0.000	0.000	DI2_165_168_L_0						
78 D	15.87	-1.3112E-04	96.00	79.34	244.8	126.7	UL-RL	1.5989E+04	-15.30	0.000	
1.000	1.000	79.34	0.000	0.000	DI2_165_168_L_0						
79 D	6.856	-8.4380E-04	99.20	68.56	248.0	128.2	UL-RL	1.5989E+04	-15.50	0.000	
1.000	1.000	68.56	0.000	0.000	DI2_165_168_L_0						

```
+-------------------------------------------------------------------------------------------------------------------------+
|                   PARATIEPLUS(TM)   NLS ENGINE RELEASE  2018.0    FULL VERSION  *Build date:Nov 13, 2017*               |
|                                                                                                                         |
|                                    NewProject.BaseDesignSection_28.SISMICAGEO_1273                                      |
|                                   Exe Time : 4 September 2018 18:06:55                                                  |
+-------------------------------------------------------------------------------------------------------------------------+
New Project


S T R E S S   R E S U L T S   F O R   G R O U P   N O.   3

WallElement_33                                                :
ELEMENT TYPE    2 NO.OF ELEMENTS. IN THIS GROUP   78
C U R R E N T   T I M E   I S     5.0000

 WALL2D ELEMENT

   EL      TA          TB          MA          MB
-----------------------------------------------------
    1 -164.68      164.68     1.26464E-09 -32.936
    2 -164.41      164.41      32.936     -65.818
    3 -163.87      163.87      65.818     -98.592
    4 -163.03      163.03      98.592     -131.20
    5 -161.89      161.89      131.20     -163.58
    6 -160.43      160.43      163.58     -195.66
    7 -158.65      158.65      195.66     -227.39
    8 -156.55      156.55      227.39     -258.70
    9 -154.12      154.12      258.70     -289.53
   10 -151.32      151.32      289.53     -319.79
   11 -148.21      148.21      319.79     -349.43
   12 -144.82      144.82      349.43     -378.40
   13 -141.09      141.09      378.40     -406.61
   14 -137.08      137.08      406.61     -434.03
   15 -132.78      132.78      434.03     -460.59
   16 -128.17      128.17      460.59     -486.22
   17 -123.29      123.29      486.22     -510.88
   18 -118.10      118.10      510.88     -534.50
   19 -112.65      112.65      534.50     -557.03
   20 -106.94      106.94      557.03     -578.42
   21 -100.95      100.95      578.42     -598.61
   22 -94.655      94.655      598.61     -617.54
   23 -88.090      88.090      617.54     -635.15
   24 -81.253      81.253      635.15     -651.41
   25 -74.120      74.120      651.41     -666.23
   26 -67.614      67.614      666.23     -679.75
   27 -60.857      60.857      679.75     -691.92
   28 -53.828      53.828      691.92     -702.69
   29 -46.549      46.549      702.69     -712.00
   30 -39.019      39.019      712.00     -719.80
   31 -31.220      31.220      719.80     -726.05
   32 -23.171      23.171      726.05     -730.68
   33 -14.873      14.873      730.68     -733.66
   34 -6.3070      6.3070      733.66     -734.92
   35  2.5081     -2.5081      734.92     -734.41
   36  11.573     -11.573      734.41     -732.10
   37  20.903     -20.903      732.10     -727.92
   38  30.482     -30.482      727.92     -721.82
   39  40.310     -40.310      721.82     -713.76
   40  50.402     -50.402      713.76     -703.68
   41  60.742     -60.742      703.68     -691.53
   42  71.332     -71.332      691.53     -677.27
   43  82.184     -82.184      677.27     -660.83
   44  93.284     -93.284      660.83     -642.17
   45  104.63     -104.63      642.17     -621.25
   46  116.24     -116.24      621.25     -598.00
   47  125.13     -125.13      598.00     -585.48
   48  134.12     -134.12      585.48     -558.66
   49  146.32     -146.32      558.66     -529.40
   50  158.46     -158.46      529.40     -497.70
   51  167.39     -167.39      497.70     -464.23
   52  174.77     -174.77      464.23     -429.27
```

53	180.29	-180.29	429.27	-393.22
54	183.87	-183.87	393.22	-356.44
55	185.46	-185.46	356.44	-319.35
56	185.02	-185.02	319.35	-282.35
57	182.54	-182.54	282.35	-245.84
58	178.04	-178.04	245.84	-210.23
59	171.61	-171.61	210.23	-175.91
60	163.08	-163.08	175.91	-143.29
61	152.43	-152.43	143.29	-112.81
62	139.66	-139.66	112.81	-84.875
63	124.78	-124.78	84.875	-59.918
64	107.79	-107.79	59.918	-38.360
65	88.678	-88.678	38.360	-20.625
66	70.831	-70.831	20.625	-6.4584
67	54.437	-54.437	6.4584	4.4290
68	39.498	-39.498	-4.4290	12.329
69	26.026	-26.026	-12.329	17.534
70	14.014	-14.014	-17.534	20.337
71	3.4631	-3.4631	-20.337	21.029
72	-5.6180	5.6180	-21.029	19.906
73	-13.236	13.236	-19.906	17.259
74	-19.390	19.390	-17.259	13.381
75	-22.178	22.178	-13.381	8.9452
76	-21.331	21.331	-8.9452	4.6791
77	-16.530	16.530	-4.6791	1.3730
78	-6.8646	6.8646	-1.3730	-1.53637E-11

```
+-------------------------------------------------------------------------------------------------------------------------------+
|                   PARATIEPLUS(TM)   NLS ENGINE RELEASE  2018.0    FULL VERSION  *Build date:Nov 13, 2017*                    |
|                                                                                                                               |
|                                    NewProject.BaseDesignSection_28.SISMICAGEO_1273                                            |
|                                   Exe Time : 4 September 2018 18:06:55                                                        |
+-------------------------------------------------------------------------------------------------------------------------------+
New Project


S T R E S S   R E S U L T S   F O R   G R O U P   N O.   4

WallElement_New_76649                                          :
ELEMENT TYPE    2 NO.OF ELEMENTS. IN THIS GROUP   47
C U R R E N T   T I M E   I S      5.0000

 WALL2D ELEMENT

   EL      TA          TB          MA          MB
-----------------------------------------------------

***** NO ONE ELEMENT ACTIVE AT CURRENT STEP *****
```

```
+-------------------------------------------------------------------------------------------------------------------------------+
|                   PARATIEPLUS(TM)   NLS ENGINE RELEASE  2018.0    FULL VERSION  *Build date:Nov 13, 2017*                    |
|                                                                                                                               |
|                                    NewProject.BaseDesignSection_28.SISMICAGEO_1273                                            |
|                                   Exe Time : 4 September 2018 18:06:55                                                        |
+-------------------------------------------------------------------------------------------------------------------------------+
New Project


S T R E S S    R E S U L T S    F O R    G R O U P    N O.    5

Tieback_175                                                  :
ELEMENT TYPE    6 NO.OF ELEMENTS. IN THIS GROUP    1
C U R R E N T    T I M E    I S      5.0000

 POST-TENSION 2D-BOUNDARY ELEMENT

         EL    FORCE          d0          EDISPL     pl. eps          K     -ve limit   +ve limit
-------------------------------------------------------------------------------------------------------
 ANCHOR    1   190.15     -1.79454E-03  3.36154E-02   0.0000       1458.7       0.0000       0.0000     ELASTIC  ORIGINAL
YOUNG MODULUS

 ITER     0 RNORM = 0.000     RMNORM= 0.000
            RINORM=0.2093E+07 RIMNOR=0.3432E+08
            RENORM=0.1473E-02 REMNOR=0.5906E-16 RATIO =0.2652E-04 TOLER =0.1000E-03      CONVERGED !
            RFMAX = 185.5     RMMAX = 734.9
            RTSMAL=0.1000E-02 RMSMAL=0.1000E-02
            RDT   =0.2093E+07 RDR   =0.3432E+08
            RATIOT=0.2652E-04 RATIOR= 0.000
            MAX UN=0.2188E-01 IEQ=    91 NODE     19 DOF   1  Y-DISPL.F
            MIN UN=-.2024E-01 IEQ=   391 NODE     79 DOF   1  Y-DISPL.F
            NO. OF CONTACT CONSTRAINT VIOLATIONS     0
```

```
+-------------------------------------------------------------------------------------------------------------------------+
|                   PARATIEPLUS(TM)   NLS ENGINE RELEASE  2018.0    FULL VERSION  *Build date:Nov 13, 2017*               |
|                                                                                                                         |
|                                    NewProject.BaseDesignSection_28.SISMICAGEO_1273                                      |
|                                   Exe Time : 4 September 2018 18:06:55                                                  |
+-------------------------------------------------------------------------------------------------------------------------+
New Project
SOLUTION REACHED USING     0 ITERATIONS ON   40

no equilibrium iterations were performed to
obtain current solution

P R I N T   O U T   F O R   T I M E   S T E P    6     ( AT TIME   6.000     )

PRINT OUT OF ACTIVE COMPONENTS (FIXED NODES ARE NOT PRINTED OUT)
```

	Y-DISPL.F (02)	X-ROT. F (04)	Y-DISPL.S (08)	X-ROT. S (10)	Y-FORCE (14)	GAP	C-FORCE
1	3.8989966E-02	-1.1788249E-03	3.8989966E-02	0.000000	-2.0875771E-14	-6.9388939E-18	-7.7173474E-05
2	3.8754112E-02	-1.1801613E-03	3.8754112E-02	0.000000	-9.9731932E-15	0.000000	-7.3737728E-05
3	3.8517723E-02	-1.1841683E-03	3.8517723E-02	0.000000	-9.5084638E-15	0.000000	-7.0301707E-05
4	3.8280267E-02	-1.1908393E-03	3.8280267E-02	0.000000	-9.0436601E-15	6.9388939E-18	-6.6865139E-05
5	3.8041211E-02	-1.2001632E-03	3.8041211E-02	0.000000	-8.5787452E-15	2.0816682E-17	-6.3427747E-05
6	3.7800026E-02	-1.2121239E-03	3.7800026E-02	0.000000	-8.1136820E-15	0.000000	-5.9989259E-05
7	3.7556187E-02	-1.2267002E-03	3.7556187E-02	0.000000	-7.6484333E-15	0.000000	-5.6549400E-05
8	3.7309173E-02	-1.2438659E-03	3.7309173E-02	0.000000	-7.1829621E-15	6.9388939E-18	-5.3107896E-05
9	3.7058470E-02	-1.2635895E-03	3.7058470E-02	0.000000	-6.7172313E-15	6.9388939E-18	-4.9664472E-05
10	3.6803569E-02	-1.2858341E-03	3.6803569E-02	0.000000	-6.2512037E-15	-6.9388939E-18	-4.6218854E-05
11	3.6543971E-02	-1.3105575E-03	3.6543971E-02	0.000000	-5.7848424E-15	6.9388939E-18	-4.2770768E-05
12	3.6279184E-02	-1.3377115E-03	3.6279184E-02	0.000000	-5.3181100E-15	1.3877788E-17	-3.9319939E-05
13	3.6008728E-02	-1.3672436E-03	3.6008728E-02	0.000000	-4.8509697E-15	-6.9388939E-18	-3.5866094E-05
14	3.5732132E-02	-1.3990959E-03	3.5732132E-02	0.000000	-4.3833843E-15	0.000000	-3.2408958E-05
15	3.5448939E-02	-1.4332056E-03	3.5448939E-02	0.000000	-3.9153168E-15	6.9388939E-18	-2.8948257E-05
16	3.5158704E-02	-1.4695052E-03	3.5158704E-02	0.000000	-3.4467558E-15	-6.9388939E-18	-2.5483717E-05
17	3.4860994E-02	-1.5079228E-03	3.4860994E-02	0.000000	-2.9776068E-15	1.3877788E-17	-2.2015047E-05
18	3.4555397E-02	-1.5483808E-03	3.4555397E-02	0.000000	-2.5078481E-15	0.000000	-1.8542007E-05
19	3.4241511E-02	-1.5907977E-03	3.4241511E-02	0.000000	-2.0374813E-15	-6.9388939E-18	-1.5064306E-05
20	3.3918953E-02	-1.6350871E-03	3.3918953E-02	0.000000	-1.5664337E-15	0.000000	-1.1581660E-05
21	3.3587359E-02	-1.6811584E-03	3.3587359E-02	0.000000	-1.0946886E-15	-6.9388939E-18	-8.0937421E-06
22	3.3246379E-02	-1.7289169E-03	3.3246379E-02	0.000000	-6.2217691E-16	0.000000	-4.6001226E-06
23	3.2895687E-02	-1.7782627E-03	3.2895687E-02	0.000000	-1.4882941E-16	-6.9388939E-18	-1.1003840E-06
24	3.2534975E-02	-1.8290915E-03	3.2534975E-02	0.000000	3.2540737E-16	0.000000	2.4059295E-06
25	3.2163958E-02	-1.8812946E-03	3.2163958E-02	0.000000	8.0059578E-16	0.000000	5.9192790E-06
26	3.1782373E-02	-1.9347586E-03	3.1782373E-02	0.000000	1.2767852E-15	-6.9388939E-18	9.4401140E-06
27	3.1389980E-02	-1.9893724E-03	3.1389980E-02	0.000000	1.7540474E-15	6.9388939E-18	1.2968828E-05
28	3.0986557E-02	-2.0450291E-03	3.0986557E-02	0.000000	2.2324389E-15	3.4694470E-18	1.6505767E-05
29	3.0571907E-02	-2.1016165E-03	3.0571907E-02	0.000000	2.7119497E-15	3.4694470E-18	2.0051080E-05
30	3.0145856E-02	-2.1590185E-03	3.0145856E-02	0.000000	3.1925900E-15	-3.4694470E-18	2.3604744E-05
31	2.9708253E-02	-2.2171148E-03	2.9708253E-02	0.000000	3.6742991E-15	3.4694470E-18	2.7166513E-05
32	2.9258974E-02	-2.2757809E-03	2.9258974E-02	0.000000	4.1570566E-15	0.000000	3.0735857E-05
33	2.8797913E-02	-2.3348886E-03	2.8797913E-02	0.000000	4.6407674E-15	-3.4694470E-18	3.4311993E-05
34	2.8324998E-02	-2.3943051E-03	2.8324998E-02	0.000000	5.1252058E-15	6.9388939E-18	3.7893738E-05
35	2.7840180E-02	-2.4538934E-03	2.7840180E-02	0.000000	5.6101930E-15	0.000000	4.1479541E-05
36	2.7343439E-02	-2.5135126E-03	2.7343439E-02	0.000000	6.0954159E-15	-3.4694470E-18	4.5067424E-05
37	2.6834785E-02	-2.5730172E-03	2.6834785E-02	0.000000	6.5806291E-15	3.4694470E-18	4.8654925E-05
38	2.6314252E-02	-2.6322586E-03	2.6314252E-02	0.000000	7.0654491E-15	3.4694470E-18	5.2239127E-05
39	2.5781909E-02	-2.6910829E-03	2.5781909E-02	0.000000	7.5492978E-15	0.000000	5.5816512E-05
40	2.5237857E-02	-2.7493328E-03	2.5237857E-02	0.000000	8.0316715E-15	3.4694470E-18	5.9382992E-05
41	2.4682225E-02	-2.8068466E-03	2.4682225E-02	0.000000	8.5119324E-15	-3.4694470E-18	6.2933850E-05
42	2.4115178E-02	-2.8634584E-03	2.4115178E-02	0.000000	8.9893520E-15	0.000000	6.6463702E-05
43	2.3536913E-02	-2.9189984E-03	2.3536913E-02	0.000000	9.4631062E-15	-3.4694470E-18	6.9966452E-05
44	2.2947662E-02	-2.9732926E-03	2.2947662E-02	0.000000	9.9321951E-15	3.4694470E-18	7.3435260E-05
45	2.2347694E-02	-3.0261626E-03	2.2347694E-02	0.000000	1.0395730E-14	1.0408341E-17	7.6862479E-05
46	2.1737307E-02	-3.0774268E-03	2.1737307E-02	0.000000	1.0852582E-14	0.000000	8.0239687E-05
47	2.1116843E-02	-3.1268985E-03	2.1116843E-02	0.000000	2.5116797E-15	0.000000	8.3557544E-05
48	2.0802936E-02	-3.1509098E-03	2.0802936E-02	0.000000	2.5607842E-15	0.000000	8.5191131E-05
49	2.0168075E-02	-3.1973342E-03	2.0168075E-02	0.000000	1.1956353E-14	0.000000	8.8400527E-05
50	1.9524154E-02	-3.2414828E-03	1.9524154E-02	0.000000	1.2378708E-14	0.000000	9.1523253E-05
51	1.8871647E-02	-3.2831581E-03	1.8871647E-02	0.000000	1.2787670E-14	0.000000	9.4546955E-05
52	1.8211067E-02	-3.3221891E-03	1.8211067E-02	0.000000	1.3181679E-14	3.4694470E-18	9.7460103E-05

53	1.7542956E-02	-3.3584434E-03	1.7542956E-02	0.000000	1.3559751E-14	3.4694470E-18	1.0025542E-04
54	1.6867882E-02	-3.3918165E-03	1.6867882E-02	0.000000	1.3921410E-14	-6.9388939E-18	1.0292938E-04
55	1.6186427E-02	-3.4222343E-03	1.6186427E-02	0.000000	1.4266556E-14	3.4694470E-18	1.0548126E-04
56	1.5499188E-02	-3.4496550E-03	1.5499188E-02	0.000000	1.4595380E-14	0.000000	1.0791244E-04
57	1.4806765E-02	-3.4740692E-03	1.4806765E-02	0.000000	1.4908303E-14	0.000000	1.1022607E-04
58	1.4109759E-02	-3.4955007E-03	1.4109759E-02	0.000000	1.5205935E-14	1.7347235E-18	1.1242665E-04
59	1.3408760E-02	-3.5140059E-03	1.3408760E-02	0.000000	1.5489034E-14	0.000000	1.1451977E-04
60	1.2704346E-02	-3.5296736E-03	1.2704346E-02	0.000000	1.5758453E-14	-1.7347235E-18	1.1651174E-04
61	1.1997072E-02	-3.5426253E-03	1.1997072E-02	0.000000	1.6015075E-14	0.000000	1.1840911E-04
62	1.1287466E-02	-3.5530167E-03	1.1287466E-02	0.000000	1.6259795E-14	0.000000	1.2021847E-04
63	1.0576023E-02	-3.5610377E-03	1.0576023E-02	0.000000	1.6493510E-14	-1.7347235E-18	1.2194647E-04
64	9.8631942E-03	-3.5669128E-03	9.8631942E-03	0.000000	1.6717119E-14	0.000000	1.2359974E-04
65	9.1493837E-03	-3.5709005E-03	9.1493837E-03	0.000000	1.6931514E-14	1.7347235E-18	1.2518490E-04
66	8.4349403E-03	-3.5732939E-03	8.4349403E-03	0.000000	1.7137577E-14	0.000000	1.2670844E-04
67	7.7201525E-03	-3.5743928E-03	7.7201525E-03	0.000000	1.7336174E-14	0.000000	1.2817679E-04
68	7.0052510E-03	-3.5744751E-03	7.0052510E-03	0.000000	1.7528154E-14	-8.6736174E-19	1.2959621E-04
69	6.2904133E-03	-3.5737952E-03	6.2904133E-03	0.000000	1.7714338E-14	0.000000	1.3097279E-04
70	5.5757684E-03	-3.5725835E-03	5.5757684E-03	0.000000	1.7895523E-14	0.000000	1.3231240E-04
71	4.8614016E-03	-3.5710468E-03	4.8614016E-03	0.000000	1.8072472E-14	0.000000	1.3362069E-04
72	4.1473591E-03	-3.5693684E-03	4.1473591E-03	0.000000	1.8245913E-14	0.000000	1.3490304E-04
73	3.4336530E-03	-3.5677074E-03	3.4336530E-03	0.000000	1.8416532E-14	0.000000	1.3616453E-04
74	2.7202659E-03	-3.5661994E-03	2.7202659E-03	0.000000	1.8584974E-14	0.000000	1.3740992E-04
75	2.0071556E-03	-3.5649562E-03	2.0071556E-03	0.000000	1.8750429E-14	0.000000	1.3864363E-04
76	1.2942966E-03	-3.5640504E-03	1.2942966E-03	0.000000	1.8916226E-14	-2.1684043E-19	1.3986956E-04
77	5.8154759E-04	-3.5634976E-03	5.8154759E-04	0.000000	1.9082856E-14	0.000000	1.4109107E-04
78	-1.3112290E-04	-3.5632520E-03	-1.3112290E-04	0.000000	1.9249223E-14	4.0657581E-19	1.4231045E-04
79	-8.4380150E-04	-3.5631963E-03	-8.4380150E-04	0.000000	3.8831068E-14	-6.5052130E-19	1.4352922E-04

```
+-------------------------------------------------------------------------------------------------------------------------------+
|                   PARATIEPLUS(TM)   NLS ENGINE RELEASE  2018.0    FULL VERSION  *Build date:Nov 13, 2017*                    |
|                                                                                                                               |
|                                    NewProject.BaseDesignSection_28.SISMICAGEO_1273                                            |
|                                   Exe Time : 4 September 2018 18:06:55                                                        |
+-------------------------------------------------------------------------------------------------------------------------------+
New Project


S T R E S S   R E S U L T S   F O R   G R O U P   N O.   1

0_L                                                              :
ELEMENT TYPE    5 NO.OF ELEMENTS. IN THIS GROUP   79
C U R R E N T   T I M E   I S      6.0000

 HARDENING 2D SOIL ELEMENT

 ****** TOTAL STRESS FORMULATION *****

  EL *   FORCE     DISPL-Y  VERTICAL-P  HORIZON.-P     MAX-V-P     MAX-H-P           STATE   STIFFNESS Z-LEVEL      PORE
E FACTOR    UFACTOR       Peq           Su_a         Su_p     LAYER
 ------------------------------------------------------------------------------------------------------------------------------
-------------------------------------------------------------------------------------------
   1 D  2.5790E-04 -3.8990E-02  6.3056E-03  2.5790E-03  6.3056E-03  0.6685           UL-RL   7262.       0.000       0.000
1.000       1.000      2.5790E-03    0.000       0.000     DI1_164_167_L_0
   2 D  0.2650     -3.8754E-02   3.240       1.325       3.240       10.32          UL-RL   7262.     -0.2000       0.000
1.000       1.000       1.325       0.000       0.000     DI1_164_167_L_0
   3 D  0.5429     -3.8518E-02   6.637       2.714       6.637       21.14          UL-RL   7262.     -0.4000       0.000
1.000       1.000       2.714       0.000       0.000     DI1_164_167_L_0
   4 D  0.8379     -3.8280E-02   10.24       4.189       10.24       32.62          UL-RL   7262.     -0.6000       0.000
1.000       1.000       4.189       0.000       0.000     DI1_164_167_L_0
   5 D   1.145     -3.8041E-02   14.00       5.727       14.00       44.60          UL-RL   7262.     -0.8000       0.000
1.000       1.000       5.727       0.000       0.000     DI1_164_167_L_0
   6 D   1.459     -3.7800E-02   17.83       7.293       17.83       48.39          UL-RL   7262.      -1.000       0.000
1.000       1.000       7.293       0.000       0.000     DI1_164_167_L_0
   7 D   1.775     -3.7556E-02   21.70       8.873       21.70       48.30          UL-RL   7262.      -1.200       0.000
1.000       1.000       8.873       0.000       0.000     DI1_164_167_L_0
   8 D   2.107     -3.7309E-02   25.76       10.54       25.76       48.09          UL-RL   7262.      -1.400       0.000
1.000       1.000       10.54       0.000       0.000     DI1_164_167_L_0
   9 D   2.427     -3.7058E-02   29.67       12.14       29.67       47.82          UL-RL   7262.      -1.600       0.000
1.000       1.000       12.14       0.000       0.000     DI1_164_167_L_0
  10 D   2.804     -3.6804E-02   34.27       14.02       34.27       47.53          UL-RL   7262.      -1.800       0.000
1.000       1.000       14.02       0.000       0.000     DI1_164_167_L_0
  11 D   3.101     -3.6544E-02   37.91       15.50       37.91       47.26          UL-RL   7262.      -2.000       0.000
1.000       1.000       15.50       0.000       0.000     DI1_164_167_L_0
  12 D   3.393     -3.6279E-02   41.48       16.96       41.48       47.03          UL-RL   7262.      -2.200       0.000
1.000       1.000       16.96       0.000       0.000     DI1_164_167_L_0
  13 D   3.731     -3.6009E-02   45.62       18.66       45.62       46.84          UL-RL   7262.      -2.400       0.000
1.000       1.000       18.66       0.000       0.000     DI1_164_167_L_0
  14 D   4.013     -3.5732E-02   49.06       20.07       49.06       46.71          UL-RL   7262.      -2.600       0.000
1.000       1.000       20.07       0.000       0.000     DI1_164_167_L_0
  15 D   4.293     -3.5449E-02   52.48       21.46       52.48       46.64          UL-RL   7262.      -2.800       0.000
1.000       1.000       21.46       0.000       0.000     DI1_164_167_L_0
  16 D   4.611     -3.5159E-02   56.37       23.05       56.37       46.64          UL-RL   7262.      -3.000       0.000
1.000       1.000       23.05       0.000       0.000     DI1_164_167_L_0
  17 D   4.885     -3.4861E-02   59.72       24.42       59.72       46.71          UL-RL   7262.      -3.200       0.000
1.000       1.000       24.42       0.000       0.000     DI1_164_167_L_0
  18 D   5.193     -3.4555E-02   63.49       25.97       63.49       46.86          UL-RL   7262.      -3.400       0.000
1.000       1.000       25.97       0.000       0.000     DI1_164_167_L_0
  19 D   5.463     -3.4242E-02   66.79       27.32       66.79       47.08          UL-RL   7262.      -3.600       0.000
1.000       1.000       27.32       0.000       0.000     DI1_164_167_L_0
  20 D   5.733     -3.3919E-02   70.09       28.67       70.09       47.38          UL-RL   7262.      -3.800       0.000
1.000       1.000       28.67       0.000       0.000     DI1_164_167_L_0
  21 D   6.002     -3.3587E-02   73.38       30.01       73.38       47.76          UL-RL   7262.      -4.000       0.000
1.000       1.000       30.01       0.000       0.000     DI1_164_167_L_0
  22 D   6.300     -3.3246E-02   77.01       31.50       77.01       48.21          UL-RL   7262.      -4.200       0.000
1.000       1.000       31.50       0.000       0.000     DI1_164_167_L_0
  23 D   6.566     -3.2896E-02   80.27       32.83       80.27       48.74          UL-RL   7262.      -4.400       0.000
1.000       1.000       32.83       0.000       0.000     DI1_164_167_L_0
  24 D   6.837     -3.2535E-02   83.53       34.18       83.53       49.33          UL-RL   7262.      -4.600       0.000
1.000       1.000       34.18       0.000       0.000     DI1_164_167_L_0
```

25 D	7.133	-3.2164E-02	87.10	35.67	87.10	50.01	UL-RL	7262.	-4.800	0.000		
1.000	1.000	35.67	0.000	0.000	DI1_164_167_L_0							
26 D	6.506	-3.1782E-02	90.34	32.53	90.34	54.69	UL-RL	1.7334E+04	-5.000	0.000		
1.000	1.000	32.53	0.000	0.000	DI2_165_168_L_0							
27 D	6.757	-3.1390E-02	93.58	33.79	93.58	54.54	UL-RL	1.7334E+04	-5.200	0.000		
1.000	1.000	33.79	0.000	0.000	DI2_165_168_L_0							
28 D	7.029	-3.0987E-02	97.10	35.14	97.10	54.54	UL-RL	1.7334E+04	-5.400	0.000		
1.000	1.000	35.14	0.000	0.000	DI2_165_168_L_0							
29 D	7.279	-3.0572E-02	100.3	36.40	100.3	54.69	UL-RL	1.7334E+04	-5.600	0.000		
1.000	1.000	36.40	0.000	0.000	DI2_165_168_L_0							
30 D	7.530	-3.0146E-02	103.6	37.65	103.6	54.98	UL-RL	1.7334E+04	-5.800	0.000		
1.000	1.000	37.65	0.000	0.000	DI2_165_168_L_0							
31 D	7.799	-2.9708E-02	107.0	38.99	107.0	55.43	UL-RL	1.7334E+04	-6.000	0.000		
1.000	1.000	38.99	0.000	0.000	DI2_165_168_L_0							
32 D	8.049	-2.9259E-02	110.3	40.24	110.3	56.94	UL-RL	1.7334E+04	-6.200	0.000		
1.000	1.000	40.24	0.000	0.000	DI2_165_168_L_0							
33 D	8.299	-2.8798E-02	113.5	41.49	113.5	58.44	UL-RL	1.7334E+04	-6.400	0.000		
1.000	1.000	41.49	0.000	0.000	DI2_165_168_L_0							
34 D	8.565	-2.8325E-02	116.9	42.83	116.9	59.95	UL-RL	1.7334E+04	-6.600	0.000		
1.000	1.000	42.83	0.000	0.000	DI2_165_168_L_0							
35 D	8.815	-2.7840E-02	120.1	44.08	120.1	61.46	UL-RL	1.7334E+04	-6.800	0.000		
1.000	1.000	44.08	0.000	0.000	DI2_165_168_L_0							
36 D	9.065	-2.7343E-02	123.3	45.32	123.3	62.98	UL-RL	1.7334E+04	-7.000	0.000		
1.000	1.000	45.32	0.000	0.000	DI2_165_168_L_0							
37 D	9.330	-2.6835E-02	126.8	46.65	126.8	64.49	UL-RL	1.7334E+04	-7.200	0.000		
1.000	1.000	46.65	0.000	0.000	DI2_165_168_L_0							
38 D	9.579	-2.6314E-02	130.0	47.89	130.0	66.00	UL-RL	1.7334E+04	-7.400	0.000		
1.000	1.000	47.89	0.000	0.000	DI2_165_168_L_0							
39 D	9.828	-2.5782E-02	133.2	49.14	133.2	67.52	UL-RL	1.7334E+04	-7.600	0.000		
1.000	1.000	49.14	0.000	0.000	DI2_165_168_L_0							
40 D	10.09	-2.5238E-02	136.6	50.46	136.6	69.03	UL-RL	1.7334E+04	-7.800	0.000		
1.000	1.000	50.46	0.000	0.000	DI2_165_168_L_0							
41 D	10.34	-2.4682E-02	139.8	51.70	139.8	70.55	UL-RL	1.7334E+04	-8.000	0.000		
1.000	1.000	51.70	0.000	0.000	DI2_165_168_L_0							
42 D	10.59	-2.4115E-02	143.0	52.95	143.0	72.07	UL-RL	1.7334E+04	-8.200	0.000		
1.000	1.000	52.95	0.000	0.000	DI2_165_168_L_0							
43 D	10.85	-2.3537E-02	146.4	54.26	146.4	73.59	UL-RL	1.7334E+04	-8.400	0.000		
1.000	1.000	54.26	0.000	0.000	DI2_165_168_L_0							
44 D	11.10	-2.2948E-02	149.6	55.50	149.6	75.11	UL-RL	1.7334E+04	-8.600	0.000		
1.000	1.000	55.50	0.000	0.000	DI2_165_168_L_0							
45 D	11.35	-2.2348E-02	152.8	56.74	152.8	76.63	UL-RL	1.7334E+04	-8.800	0.000		
1.000	1.000	56.74	0.000	0.000	DI2_165_168_L_0							
46 D	11.61	-2.1737E-02	156.2	58.05	156.2	78.16	UL-RL	1.7334E+04	-9.000	0.000		
1.000	1.000	58.05	0.000	0.000	DI2_165_168_L_0							
47 D	8.893	-2.1117E-02	159.4	59.28	159.4	79.68	UL-RL	1.7334E+04	-9.200	0.000		
1.000	1.000	59.28	0.000	0.000	DI2_165_168_L_0							
48 D	8.990	-2.0803E-02	161.1	59.93	161.1	80.44	UL-RL	1.7334E+04	-9.300	0.000		
1.000	1.000	59.93	0.000	0.000	DI2_165_168_L_0							
49 D	12.23	-2.0168E-02	164.3	61.17	164.3	81.97	UL-RL	1.7334E+04	-9.500	0.000		
1.000	1.000	61.17	0.000	0.000	DI2_165_168_L_0							
50 D	12.48	-1.9524E-02	167.5	62.41	167.5	83.50	UL-RL	1.7334E+04	-9.700	0.000		
1.000	1.000	62.41	0.000	0.000	DI2_165_168_L_0							
51 D	12.74	-1.8872E-02	170.8	63.70	170.8	85.02	UL-RL	1.7334E+04	-9.900	0.000		
1.000	1.000	63.70	0.000	0.000	DI2_165_168_L_0							
52 D	12.99	-1.8211E-02	174.0	64.93	174.0	86.55	UL-RL	1.7334E+04	-10.10	0.000		
1.000	1.000	64.93	0.000	0.000	DI2_165_168_L_0							
53 D	13.23	-1.7543E-02	177.2	66.16	177.2	88.09	UL-RL	1.7334E+04	-10.30	0.000		
1.000	1.000	66.16	0.000	0.000	DI2_165_168_L_0							
54 D	13.49	-1.6868E-02	180.6	67.44	180.6	89.62	UL-RL	1.7334E+04	-10.50	0.000		
1.000	1.000	67.44	0.000	0.000	DI2_165_168_L_0							
55 D	13.73	-1.6186E-02	183.8	68.67	183.8	91.15	UL-RL	1.7334E+04	-10.70	0.000		
1.000	1.000	68.67	0.000	0.000	DI2_165_168_L_0							
56 D	13.98	-1.5499E-02	187.0	69.89	187.0	92.68	UL-RL	1.7334E+04	-10.90	0.000		
1.000	1.000	69.89	0.000	0.000	DI2_165_168_L_0							
57 D	14.23	-1.4807E-02	190.3	71.16	190.3	94.22	UL-RL	1.7334E+04	-11.10	0.000		
1.000	1.000	71.16	0.000	0.000	DI2_165_168_L_0							
58 D	14.48	-1.4110E-02	193.5	72.38	193.5	95.76	UL-RL	1.7334E+04	-11.30	0.000		
1.000	1.000	72.38	0.000	0.000	DI2_165_168_L_0							
59 D	14.72	-1.3409E-02	196.7	73.60	196.7	97.29	UL-RL	1.7334E+04	-11.50	0.000		
1.000	1.000	73.60	0.000	0.000	DI2_165_168_L_0							
60 D	14.97	-1.2704E-02	200.0	74.86	200.0	98.83	UL-RL	1.7334E+04	-11.70	0.000		
1.000	1.000	74.86	0.000	0.000	DI2_165_168_L_0							
61 D	15.22	-1.1997E-02	203.2	76.08	203.2	100.4	UL-RL	1.7334E+04	-11.90	0.000		
1.000	1.000	76.08	0.000	0.000	DI2_165_168_L_0							

62 D	15.46	-1.1287E-02	206.4	77.29	206.4	101.9	UL-RL	1.7334E+04	-12.10	0.000	1.000	1.000
77.29	0.000	0.000	DI2_165_168_L_0									
63 D	15.71	-1.0576E-02	209.8	78.55	209.8	103.5	UL-RL	1.7334E+04	-12.30	0.000	1.000	1.000
78.55	0.000	0.000	DI2_165_168_L_0									
64 D	15.95	-9.8632E-03	213.0	79.76	213.0	105.0	UL-RL	1.7334E+04	-12.50	0.000	1.000	1.000
79.76	0.000	0.000	DI2_165_168_L_0									
65 D	16.19	-9.1494E-03	216.2	80.97	216.2	106.5	UL-RL	1.7334E+04	-12.70	0.000	1.000	1.000
80.97	0.000	0.000	DI2_165_168_L_0									
66 D	16.44	-8.4349E-03	219.5	82.22	219.5	108.1	UL-RL	1.7334E+04	-12.90	0.000	1.000	1.000
82.22	0.000	0.000	DI2_165_168_L_0									
67 D	16.68	-7.7202E-03	222.7	83.42	222.7	109.6	UL-RL	1.7334E+04	-13.10	0.000	1.000	1.000
83.42	0.000	0.000	DI2_165_168_L_0									
68 D	16.93	-7.0053E-03	225.9	84.63	225.9	111.2	UL-RL	1.7334E+04	-13.30	0.000	1.000	1.000
84.63	0.000	0.000	DI2_165_168_L_0									
69 D	17.18	-6.2904E-03	229.2	85.88	229.2	112.7	UL-RL	1.7334E+04	-13.50	0.000	1.000	1.000
85.88	0.000	0.000	DI2_165_168_L_0									
70 D	17.42	-5.5758E-03	232.4	87.08	232.4	114.3	UL-RL	1.7334E+04	-13.70	0.000	1.000	1.000
87.08	0.000	0.000	DI2_165_168_L_0									
71 D	17.66	-4.8614E-03	235.6	88.29	235.6	115.8	UL-RL	1.7334E+04	-13.90	0.000	1.000	1.000
88.29	0.000	0.000	DI2_165_168_L_0									
72 D	17.91	-4.1474E-03	238.9	89.53	238.9	117.4	UL-RL	1.7334E+04	-14.10	0.000	1.000	1.000
89.53	0.000	0.000	DI2_165_168_L_0									
73 D	18.15	-3.4337E-03	242.1	90.73	242.1	118.9	UL-RL	1.7334E+04	-14.30	0.000	1.000	1.000
90.73	0.000	0.000	DI2_165_168_L_0									
74 D	18.39	-2.7203E-03	245.3	91.94	245.3	120.5	UL-RL	1.7334E+04	-14.50	0.000	1.000	1.000
91.94	0.000	0.000	DI2_165_168_L_0									
75 D	19.54	-2.0072E-03	248.6	97.70	248.6	122.0	UL-RL	1.7334E+04	-14.70	0.000	1.000	1.000
97.70	0.000	0.000	DI2_165_168_L_0									
76 D	21.02	-1.2943E-03	251.8	105.1	251.8	123.6	UL-RL	1.7334E+04	-14.90	0.000	1.000	1.000
105.1	0.000	0.000	DI2_165_168_L_0									
77 D	22.82	-5.8155E-04	255.0	114.1	255.0	125.1	UL-RL	1.7334E+04	-15.10	0.000	1.000	1.000
114.1	0.000	0.000	DI2_165_168_L_0									
78 D	25.52	1.3112E-04	258.3	127.6	258.3	127.6	UL-RL	1.7334E+04	-15.30	0.000	1.000	1.000
127.6	0.000	0.000	DI2_165_168_L_0									
79 D	13.70	8.4380E-04	261.5	137.0	261.5	137.0	UL-RL	1.7334E+04	-15.50	0.000	1.000	1.000
137.0	0.000	0.000	DI2_165_168_L_0									

```
+-----------------------------------------------------------------------------------------------------------------------+
|                  PARATIEPLUS(TM)   NLS ENGINE RELEASE  2018.0    FULL VERSION  *Build date:Nov 13, 2017*              |
|                                                                                                                       |
|                                   NewProject.BaseDesignSection_28.SISMICAGEO_1273                                     |
|                                  Exe Time : 4 September 2018 18:06:55                                                 |
+-----------------------------------------------------------------------------------------------------------------------+
New Project


S T R E S S   R E S U L T S   F O R   G R O U P   N O.   2

0_R                                                                :
ELEMENT TYPE    5 NO.OF ELEMENTS. IN THIS GROUP   79
C U R R E N T   T I M E   I S     6.0000

 HARDENING 2D SOIL ELEMENT

 ****** TOTAL STRESS FORMULATION *****

 EL *   FORCE     DISPL-Y  VERTICAL-P  HORIZON.-P     MAX-V-P     MAX-H-P          STATE   STIFFNESS Z-LEVEL      PORE
E FACTOR    UFACTOR       Peq          Su_a        Su_p     LAYER
 ---------------------------------------------------------------------------------------------------------------------------
-----------------------------------------------------------------------------------------------
   1     0.000         --          --          --          --          --          REMOVED     --        0.000       0.000
1.000       1.000       0.000       0.000       0.000     not available
   2     0.000         --          --          --          --          --          REMOVED     --      -0.2000       0.000
1.000       1.000       0.000       0.000       0.000     not available
   3     0.000         --          --          --          --          --          REMOVED     --      -0.4000       0.000
1.000       1.000       0.000       0.000       0.000     not available
   4     0.000         --          --          --          --          --          REMOVED     --      -0.6000       0.000
1.000       1.000       0.000       0.000       0.000     not available
   5     0.000         --          --          --          --          --          REMOVED     --      -0.8000       0.000
1.000       1.000       0.000       0.000       0.000     not available
   6     0.000         --          --          --          --          --          REMOVED     --       -1.000       0.000
1.000       1.000       0.000       0.000       0.000     not available
   7     0.000         --          --          --          --          --          REMOVED     --       -1.200       0.000
1.000       1.000       0.000       0.000       0.000     not available
   8     0.000         --          --          --          --          --          REMOVED     --       -1.400       0.000
1.000       1.000       0.000       0.000       0.000     not available
   9     0.000         --          --          --          --          --          REMOVED     --       -1.600       0.000
1.000       1.000       0.000       0.000       0.000     not available
  10     0.000         --          --          --          --          --          REMOVED     --       -1.800       0.000
1.000       1.000       0.000       0.000       0.000     not available
  11     0.000         --          --          --          --          --          REMOVED     --       -2.000       0.000
1.000       1.000       0.000       0.000       0.000     not available
  12     0.000         --          --          --          --          --          REMOVED     --       -2.200       0.000
1.000       1.000       0.000       0.000       0.000     not available
  13     0.000         --          --          --          --          --          REMOVED     --       -2.400       0.000
1.000       1.000       0.000       0.000       0.000     not available
  14     0.000         --          --          --          --          --          REMOVED     --       -2.600       0.000
1.000       1.000       0.000       0.000       0.000     not available
  15     0.000         --          --          --          --          --          REMOVED     --       -2.800       0.000
1.000       1.000       0.000       0.000       0.000     not available
  16     0.000         --          --          --          --          --          REMOVED     --       -3.000       0.000
1.000       1.000       0.000       0.000       0.000     not available
  17     0.000         --          --          --          --          --          REMOVED     --       -3.200       0.000
1.000       1.000       0.000       0.000       0.000     not available
  18     0.000         --          --          --          --          --          REMOVED     --       -3.400       0.000
1.000       1.000       0.000       0.000       0.000     not available
  19     0.000         --          --          --          --          --          REMOVED     --       -3.600       0.000
1.000       1.000       0.000       0.000       0.000     not available
  20     0.000         --          --          --          --          --          REMOVED     --       -3.800       0.000
1.000       1.000       0.000       0.000       0.000     not available
  21     0.000         --          --          --          --          --          REMOVED     --       -4.000       0.000
1.000       1.000       0.000       0.000       0.000     not available
  22     0.000         --          --          --          --          --          REMOVED     --       -4.200       0.000
1.000       1.000       0.000       0.000       0.000     not available
  23     0.000         --          --          --          --          --          REMOVED     --       -4.400       0.000
1.000       1.000       0.000       0.000       0.000     not available
  24     0.000         --          --          --          --          --          REMOVED     --       -4.600       0.000
1.000       1.000       0.000       0.000       0.000     not available
```

25	0.000	--	--	--	--	--	REMOVED	--	-4.800	0.000	
1.000	1.000	0.000	0.000	0.000	not available						
26	0.000	--	--	--	--	--	REMOVED	--	-5.000	0.000	
1.000	1.000	0.000	0.000	0.000	not available						
27	0.000	--	--	--	--	--	REMOVED	--	-5.200	0.000	
1.000	1.000	0.000	0.000	0.000	not available						
28	0.000	--	--	--	--	--	REMOVED	--	-5.400	0.000	
1.000	1.000	0.000	0.000	0.000	not available						
29	0.000	--	--	--	--	--	REMOVED	--	-5.600	0.000	
1.000	1.000	0.000	0.000	0.000	not available						
30	0.000	--	--	--	--	--	REMOVED	--	-5.800	0.000	
1.000	1.000	0.000	0.000	0.000	not available						
31	0.000	--	--	--	--	--	REMOVED	--	-6.000	0.000	
1.000	1.000	0.000	0.000	0.000	not available						
32	0.000	--	--	--	--	--	REMOVED	--	-6.200	0.000	
1.000	1.000	0.000	0.000	0.000	not available						
33	0.000	--	--	--	--	--	REMOVED	--	-6.400	0.000	
1.000	1.000	0.000	0.000	0.000	not available						
34	0.000	--	--	--	--	--	REMOVED	--	-6.600	0.000	
1.000	1.000	0.000	0.000	0.000	not available						
35	0.000	--	--	--	--	--	REMOVED	--	-6.800	0.000	
1.000	1.000	0.000	0.000	0.000	not available						
36	0.000	--	--	--	--	--	REMOVED	--	-7.000	0.000	
1.000	1.000	0.000	0.000	0.000	not available						
37	0.000	--	--	--	--	--	REMOVED	--	-7.200	0.000	
1.000	1.000	0.000	0.000	0.000	not available						
38	0.000	--	--	--	--	--	REMOVED	--	-7.400	0.000	
1.000	1.000	0.000	0.000	0.000	not available						
39	0.000	--	--	--	--	--	REMOVED	--	-7.600	0.000	
1.000	1.000	0.000	0.000	0.000	not available						
40	0.000	--	--	--	--	--	REMOVED	--	-7.800	0.000	
1.000	1.000	0.000	0.000	0.000	not available						
41	0.000	--	--	--	--	--	REMOVED	--	-8.000	0.000	
1.000	1.000	0.000	0.000	0.000	not available						
42	0.000	--	--	--	--	--	REMOVED	--	-8.200	0.000	
1.000	1.000	0.000	0.000	0.000	not available						
43	0.000	--	--	--	--	--	REMOVED	--	-8.400	0.000	
1.000	1.000	0.000	0.000	0.000	not available						
44	0.000	--	--	--	--	--	REMOVED	--	-8.600	0.000	
1.000	1.000	0.000	0.000	0.000	not available						
45	0.000	--	--	--	--	--	REMOVED	--	-8.800	0.000	
1.000	1.000	0.000	0.000	0.000	not available						
46	0.000	--	--	--	--	--	REMOVED	--	-9.000	0.000	
1.000	1.000	0.000	0.000	0.000	not available						
47	0.000	--	--	--	--	--	REMOVED	--	-9.200	0.000	
1.000	1.000	0.000	0.000	0.000	not available						
48 D	0.000	2.0803E-02	0.000	0.000	0.000	0.000	UL-RL	1.5989E+04	-9.300	0.000	
1.000	1.000	0.000	0.000	0.000	DI2_165_168_L_0						
49 D	4.1775E-02	2.0168E-02	3.200	0.2089	3.200	1.600	UL-RL	1.5989E+04	-9.500	0.000	
1.000	1.000	0.2089	0.000	0.000	DI2_165_168_L_0						
50 D	0.3473	1.9524E-02	6.400	1.737	6.400	3.200	UL-RL	1.5989E+04	-9.700	0.000	
1.000	1.000	1.737	0.000	0.000	DI2_165_168_L_0						
51 D	3.803	1.8872E-02	9.600	19.01	158.4	86.01	UL-RL	1.5989E+04	-9.900	0.000	
1.000	1.000	19.01	0.000	0.000	DI2_165_168_L_0						
52 D	5.614	1.8211E-02	12.80	28.07	161.6	87.43	UL-RL	1.5989E+04	-10.10	0.000	
1.000	1.000	28.07	0.000	0.000	DI2_165_168_L_0						
53 D	7.711	1.7543E-02	16.00	38.55	164.8	88.84	UL-RL	1.5989E+04	-10.30	0.000	
1.000	1.000	38.55	0.000	0.000	DI2_165_168_L_0						
54 D	9.904	1.6868E-02	19.20	49.52	168.0	90.25	UL-RL	1.5989E+04	-10.50	0.000	
1.000	1.000	49.52	0.000	0.000	DI2_165_168_L_0						
55 D	12.15	1.6186E-02	22.40	60.73	171.2	91.66	UL-RL	1.5989E+04	-10.70	0.000	
1.000	1.000	60.73	0.000	0.000	DI2_165_168_L_0						
56 D	14.42	1.5499E-02	25.60	72.09	174.4	93.06	UL-RL	1.5989E+04	-10.90	0.000	
1.000	1.000	72.09	0.000	0.000	DI2_165_168_L_0						
57 D	16.71	1.4807E-02	28.80	83.54	177.6	94.46	UL-RL	1.5989E+04	-11.10	0.000	
1.000	1.000	83.54	0.000	0.000	DI2_165_168_L_0						
58 D	18.98	1.4110E-02	32.00	94.89	180.8	96.68	UL-RL	1.5989E+04	-11.30	0.000	
1.000	1.000	94.89	0.000	0.000	DI2_165_168_L_0						
59 D	21.15	1.3409E-02	35.20	105.7	184.0	107.6	UL-RL	1.5989E+04	-11.50	0.000	
1.000	1.000	105.7	0.000	0.000	DI2_165_168_L_0						
60 D	23.51	1.2704E-02	38.40	117.5	187.2	119.4	UL-RL	1.5989E+04	-11.70	0.000	
1.000	1.000	117.5	0.000	0.000	DI2_165_168_L_0						
61 D	25.87	1.1997E-02	41.60	129.3	190.4	131.2	UL-RL	1.5989E+04	-11.90	0.000	
1.000	1.000	129.3	0.000	0.000	DI2_165_168_L_0						

62 D	28.23	1.1287E-02	44.80	141.1	193.6	143.1	UL-RL	1.5989E+04	-12.10	0.000		
1.000	1.000	141.1	0.000	0.000	DI2_165_168_L_0							
63 D	30.59	1.0576E-02	48.00	152.9	196.8	154.9	UL-RL	1.5989E+04	-12.30	0.000		
1.000	1.000	152.9	0.000	0.000	DI2_165_168_L_0							
64 D	32.94	9.8632E-03	51.20	164.7	200.0	166.7	UL-RL	1.5989E+04	-12.50	0.000		
1.000	1.000	164.7	0.000	0.000	DI2_165_168_L_0							
65 D	35.30	9.1494E-03	54.40	176.5	203.2	178.5	UL-RL	1.5989E+04	-12.70	0.000		
1.000	1.000	176.5	0.000	0.000	DI2_165_168_L_0							
66 D	34.29	8.4349E-03	57.60	171.5	206.4	173.5	UL-RL	1.5989E+04	-12.90	0.000		
1.000	1.000	171.5	0.000	0.000	DI2_165_168_L_0							
67 D	33.08	7.7202E-03	60.80	165.4	209.6	167.4	UL-RL	1.5989E+04	-13.10	0.000		
1.000	1.000	165.4	0.000	0.000	DI2_165_168_L_0							
68 D	31.86	7.0053E-03	64.00	159.3	212.8	161.4	UL-RL	1.5989E+04	-13.30	0.000		
1.000	1.000	159.3	0.000	0.000	DI2_165_168_L_0							
69 D	30.65	6.2904E-03	67.20	153.2	216.0	155.3	UL-RL	1.5989E+04	-13.50	0.000		
1.000	1.000	153.2	0.000	0.000	DI2_165_168_L_0							
70 D	29.43	5.5758E-03	70.40	147.1	219.2	149.3	UL-RL	1.5989E+04	-13.70	0.000		
1.000	1.000	147.1	0.000	0.000	DI2_165_168_L_0							
71 D	28.21	4.8614E-03	73.60	141.0	222.4	143.2	UL-RL	1.5989E+04	-13.90	0.000		
1.000	1.000	141.0	0.000	0.000	DI2_165_168_L_0							
72 D	26.99	4.1474E-03	76.80	134.9	225.6	137.1	UL-RL	1.5989E+04	-14.10	0.000		
1.000	1.000	134.9	0.000	0.000	DI2_165_168_L_0							
73 D	25.76	3.4337E-03	80.00	128.8	228.8	131.0	UL-RL	1.5989E+04	-14.30	0.000		
1.000	1.000	128.8	0.000	0.000	DI2_165_168_L_0							
74 D	24.54	2.7203E-03	83.20	122.7	232.0	124.9	UL-RL	1.5989E+04	-14.50	0.000		
1.000	1.000	122.7	0.000	0.000	DI2_165_168_L_0							
75 D	22.33	2.0072E-03	86.40	111.6	235.2	122.0	UL-RL	1.5989E+04	-14.70	0.000		
1.000	1.000	111.6	0.000	0.000	DI2_165_168_L_0							
76 D	20.18	1.2943E-03	89.60	100.9	238.4	123.6	UL-RL	1.5989E+04	-14.90	0.000		
1.000	1.000	100.9	0.000	0.000	DI2_165_168_L_0							
77 D	18.02	5.8155E-04	92.80	90.12	241.6	125.1	UL-RL	1.5989E+04	-15.10	0.000		
1.000	1.000	90.12	0.000	0.000	DI2_165_168_L_0							
78 D	15.87	-1.3112E-04	96.00	79.34	244.8	126.7	UL-RL	1.5989E+04	-15.30	0.000		
1.000	1.000	79.34	0.000	0.000	DI2_165_168_L_0							
79 D	6.856	-8.4380E-04	99.20	68.56	248.0	128.2	UL-RL	1.5989E+04	-15.50	0.000		
1.000	1.000	68.56	0.000	0.000	DI2_165_168_L_0							

```
+-------------------------------------------------------------------------------------------------------------------------+
|                   PARATIEPLUS(TM)   NLS ENGINE RELEASE  2018.0    FULL VERSION  *Build date:Nov 13, 2017*              |
|                                                                                                                         |
|                                    NewProject.BaseDesignSection_28.SISMICAGEO_1273                                      |
|                                   Exe Time : 4 September 2018 18:06:55                                                  |
+-------------------------------------------------------------------------------------------------------------------------+
New Project


S T R E S S   R E S U L T S   F O R   G R O U P   N O.   3

WallElement_33                                                :
ELEMENT TYPE    2 NO.OF ELEMENTS. IN THIS GROUP   78
C U R R E N T   T I M E   I S     6.0000

 WALL2D ELEMENT

   EL      TA          TB          MA          MB
-------------------------------------------------------
    1 -164.68      164.68     1.26464E-09 -32.936
    2 -164.41      164.41      32.936     -65.818
    3 -163.87      163.87      65.818     -98.592
    4 -163.03      163.03      98.592     -131.20
    5 -161.89      161.89      131.20     -163.58
    6 -160.43      160.43      163.58     -195.66
    7 -158.65      158.65      195.66     -227.39
    8 -156.55      156.55      227.39     -258.70
    9 -154.12      154.12      258.70     -289.53
   10 -151.32      151.32      289.53     -319.79
   11 -148.21      148.21      319.79     -349.43
   12 -144.82      144.82      349.43     -378.40
   13 -141.09      141.09      378.40     -406.61
   14 -137.08      137.08      406.61     -434.03
   15 -132.78      132.78      434.03     -460.59
   16 -128.17      128.17      460.59     -486.22
   17 -123.29      123.29      486.22     -510.88
   18 -118.10      118.10      510.88     -534.50
   19 -112.65      112.65      534.50     -557.03
   20 -106.94      106.94      557.03     -578.42
   21 -100.95      100.95      578.42     -598.61
   22 -94.655      94.655      598.61     -617.54
   23 -88.090      88.090      617.54     -635.15
   24 -81.253      81.253      635.15     -651.41
   25 -74.120      74.120      651.41     -666.23
   26 -67.614      67.614      666.23     -679.75
   27 -60.857      60.857      679.75     -691.92
   28 -53.828      53.828      691.92     -702.69
   29 -46.549      46.549      702.69     -712.00
   30 -39.019      39.019      712.00     -719.80
   31 -31.220      31.220      719.80     -726.05
   32 -23.171      23.171      726.05     -730.68
   33 -14.873      14.873      730.68     -733.66
   34 -6.3070      6.3070      733.66     -734.92
   35  2.5081     -2.5081      734.92     -734.41
   36  11.573     -11.573      734.41     -732.10
   37  20.903     -20.903      732.10     -727.92
   38  30.482     -30.482      727.92     -721.82
   39  40.310     -40.310      721.82     -713.76
   40  50.402     -50.402      713.76     -703.68
   41  60.742     -60.742      703.68     -691.53
   42  71.332     -71.332      691.53     -677.27
   43  82.184     -82.184      677.27     -660.83
   44  93.284     -93.284      660.83     -642.17
   45  104.63     -104.63      642.17     -621.25
   46  116.24     -116.24      621.25     -598.00
   47  125.13     -125.13      598.00     -585.48
   48  134.12     -134.12      585.48     -558.66
   49  146.32     -146.32      558.66     -529.40
   50  158.46     -158.46      529.40     -497.70
   51  167.39     -167.39      497.70     -464.23
   52  174.77     -174.77      464.23     -429.27
```

53	180.29	-180.29	429.27	-393.22
54	183.87	-183.87	393.22	-356.44
55	185.46	-185.46	356.44	-319.35
56	185.02	-185.02	319.35	-282.35
57	182.54	-182.54	282.35	-245.84
58	178.04	-178.04	245.84	-210.23
59	171.61	-171.61	210.23	-175.91
60	163.08	-163.08	175.91	-143.29
61	152.43	-152.43	143.29	-112.81
62	139.66	-139.66	112.81	-84.875
63	124.78	-124.78	84.875	-59.918
64	107.79	-107.79	59.918	-38.360
65	88.678	-88.678	38.360	-20.625
66	70.831	-70.831	20.625	-6.4584
67	54.437	-54.437	6.4584	4.4290
68	39.498	-39.498	-4.4290	12.329
69	26.026	-26.026	-12.329	17.534
70	14.014	-14.014	-17.534	20.337
71	3.4631	-3.4631	-20.337	21.029
72	-5.6180	5.6180	-21.029	19.906
73	-13.236	13.236	-19.906	17.259
74	-19.390	19.390	-17.259	13.381
75	-22.178	22.178	-13.381	8.9452
76	-21.331	21.331	-8.9452	4.6791
77	-16.530	16.530	-4.6791	1.3730
78	-6.8646	6.8646	-1.3730	-1.53637E-11

```
+-------------------------------------------------------------------------------------------------------------------------------+
|                   PARATIEPLUS(TM)   NLS ENGINE RELEASE  2018.0    FULL VERSION  *Build date:Nov 13, 2017*                    |
|                                                                                                                               |
|                                    NewProject.BaseDesignSection_28.SISMICAGEO_1273                                            |
|                                   Exe Time : 4 September 2018 18:06:55                                                        |
+-------------------------------------------------------------------------------------------------------------------------------+
New Project


S T R E S S   R E S U L T S   F O R   G R O U P   N O.   4

WallElement_New_76649                                          :
ELEMENT TYPE    2 NO.OF ELEMENTS. IN THIS GROUP   47
C U R R E N T   T I M E   I S     6.0000

 WALL2D ELEMENT

   EL      TA          TB          MA          MB
-------------------------------------------------------
    1  0.0000      0.0000      0.0000      0.0000
    2  0.0000      0.0000      0.0000      0.0000
    3  0.0000      0.0000      0.0000      0.0000
    4  0.0000      0.0000      0.0000      0.0000
    5  0.0000      0.0000      0.0000      0.0000
    6  0.0000      0.0000      0.0000      0.0000
    7  0.0000      0.0000      0.0000      0.0000
    8  0.0000      0.0000      0.0000      0.0000
    9  0.0000      0.0000      0.0000      0.0000
   10  0.0000      0.0000      0.0000      0.0000
   11  0.0000      0.0000      0.0000      0.0000
   12  0.0000      0.0000      0.0000      0.0000
   13  0.0000      0.0000      0.0000      0.0000
   14  0.0000      0.0000      0.0000      0.0000
   15  0.0000      0.0000      0.0000      0.0000
   16  0.0000      0.0000      0.0000      0.0000
   17  0.0000      0.0000      0.0000      0.0000
   18  0.0000      0.0000      0.0000      0.0000
   19  0.0000      0.0000      0.0000      0.0000
   20  0.0000      0.0000      0.0000      0.0000
   21  0.0000      0.0000      0.0000      0.0000
   22  0.0000      0.0000      0.0000      0.0000
   23  0.0000      0.0000      0.0000      0.0000
   24  0.0000      0.0000      0.0000      0.0000
   25  0.0000      0.0000      0.0000      0.0000
   26  0.0000      0.0000      0.0000      0.0000
   27  0.0000      0.0000      0.0000      0.0000
   28  0.0000      0.0000      0.0000      0.0000
   29  0.0000      0.0000      0.0000      0.0000
   30  0.0000      0.0000      0.0000      0.0000
   31  0.0000      0.0000      0.0000      0.0000
   32  0.0000      0.0000      0.0000      0.0000
   33  0.0000      0.0000      0.0000      0.0000
   34  0.0000      0.0000      0.0000      0.0000
   35  0.0000      0.0000      0.0000      0.0000
   36  0.0000      0.0000      0.0000      0.0000
   37  0.0000      0.0000      0.0000      0.0000
   38  0.0000      0.0000      0.0000      0.0000
   39  0.0000      0.0000      0.0000      0.0000
   40  0.0000      0.0000      0.0000      0.0000
   41  0.0000      0.0000      0.0000      0.0000
   42  0.0000      0.0000      0.0000      0.0000
   43  0.0000      0.0000      0.0000      0.0000
   44  0.0000      0.0000      0.0000      0.0000
   45  0.0000      0.0000      0.0000      0.0000
   46  0.0000      0.0000      0.0000      0.0000
   47  0.0000      0.0000      0.0000      0.0000
```

```
+-------------------------------------------------------------------------------------------------------------------------------+
|                   PARATIEPLUS(TM)   NLS ENGINE RELEASE  2018.0    FULL VERSION  *Build date:Nov 13, 2017*                    |
|                                                                                                                               |
|                                    NewProject.BaseDesignSection_28.SISMICAGEO_1273                                            |
|                                   Exe Time : 4 September 2018 18:06:55                                                        |
+-------------------------------------------------------------------------------------------------------------------------------+
New Project


S T R E S S    R E S U L T S    F O R    G R O U P    N O.    5

Tieback_175                                                 :
ELEMENT TYPE    6 NO.OF ELEMENTS. IN THIS GROUP    1
C U R R E N T    T I M E    I S      6.0000

 POST-TENSION 2D-BOUNDARY ELEMENT

         EL    FORCE          d0          EDISPL     pl. eps          K     -ve limit   +ve limit
-------------------------------------------------------------------------------------------------------------
 ANCHOR    1   190.15     -1.79454E-03  3.36154E-02   0.0000       1458.7       0.0000       0.0000     ELASTIC  ORIGINAL
YOUNG MODULUS
```

```
+-----------------------------------------------------------------------------------------------------------------------+
|                  PARATIEPLUS(TM)   NLS ENGINE RELEASE  2018.0    FULL VERSION  *Build date:Nov 13, 2017*              |
|                                                                                                                       |
|                                   NewProject.BaseDesignSection_28.SISMICAGEO_1273                                     |
|                                  Exe Time : 4 September 2018 18:06:55                                                 |
+-----------------------------------------------------------------------------------------------------------------------+


    F I N A L   I N C R E M E N T A L   A N A L Y S I S

                    S U M M A R Y

    STEP                                   NO. OF ITERATIONS

       1          CONVERGENCE :YES                        0
       2          CONVERGENCE :YES                        4
       3          CONVERGENCE :YES                        5
       4          CONVERGENCE :YES                        7
       5          CONVERGENCE :YES                        2
       6          CONVERGENCE :YES                        0


 END OF PROCESS FOR PROBLEM
New Project
NONLINEAR SOLUTION CPU TIME ....    0.14 [sec]
DATABASE  CREATION CPU TIME.....    0.52 [sec]
```