CONCIO GA23-1

BARRE SOLAIO DI COPERTURA

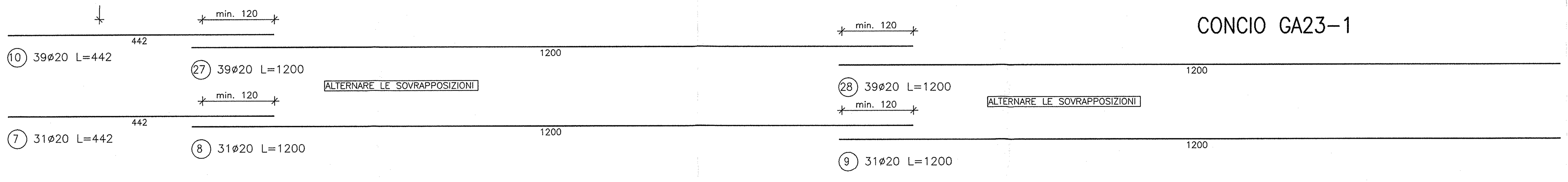

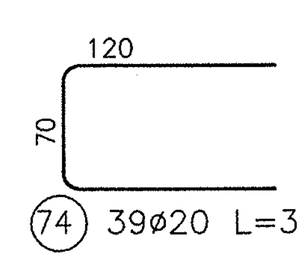

FERRI DI CHIUSURA DELLE BARRE LONGITUDINALI IN CORRISPONDENZA DEL WATER-STOP

FERRI DI CHIUSURA DELLE BARRE LONGITUDINALI ESTERNE AL WATER-STOP

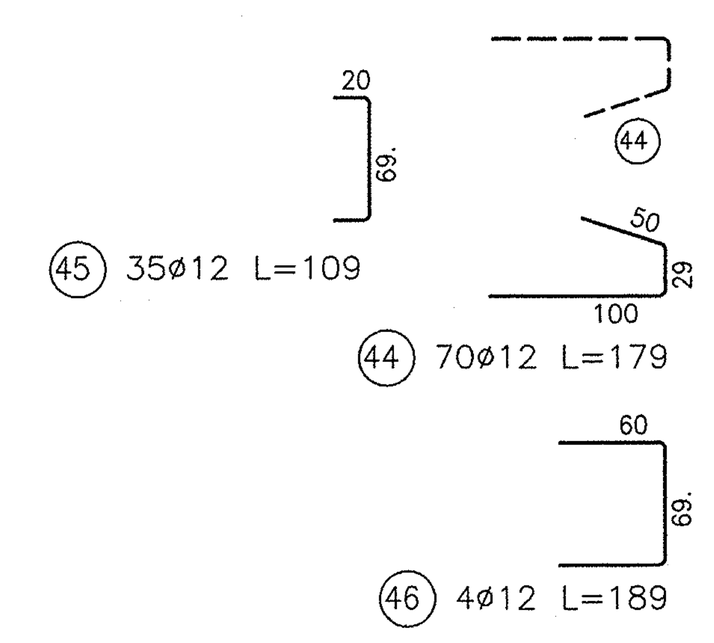

SEZIONE LONGITUDINALE B-B
scala 1 : 50

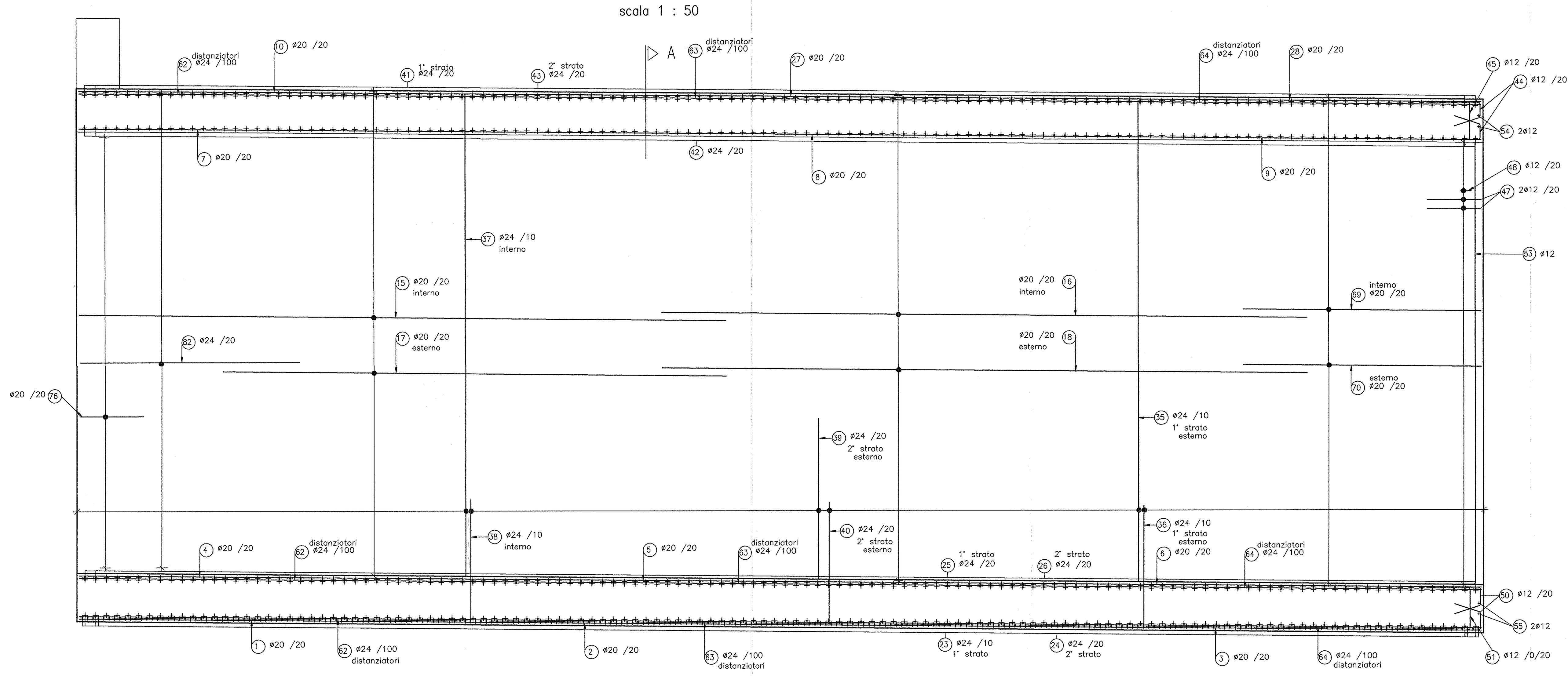

BARRE DI PARETE

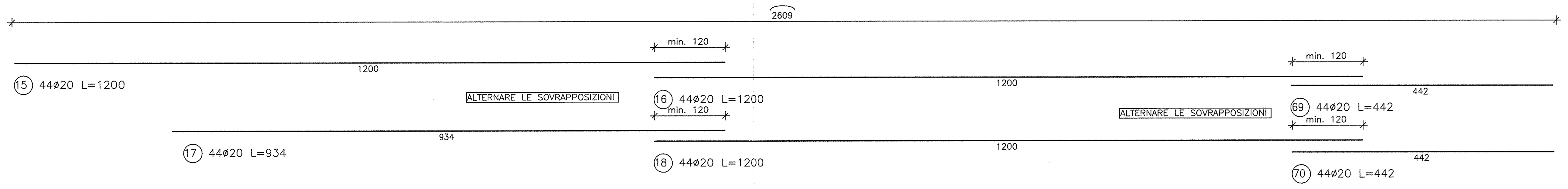

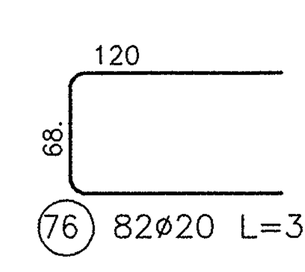

FERRI DI CHIUSURA DELLE BARRE LONGITUDINALI IN CORRISPONDENZA DEL WATER-STOP

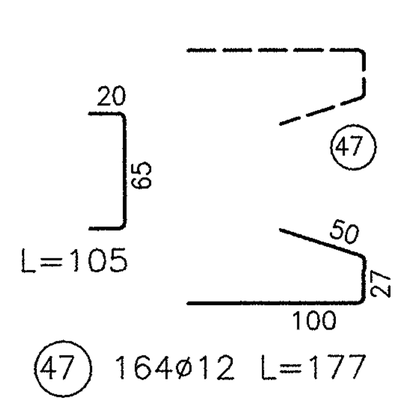

BARRE DI FONDAZIONE

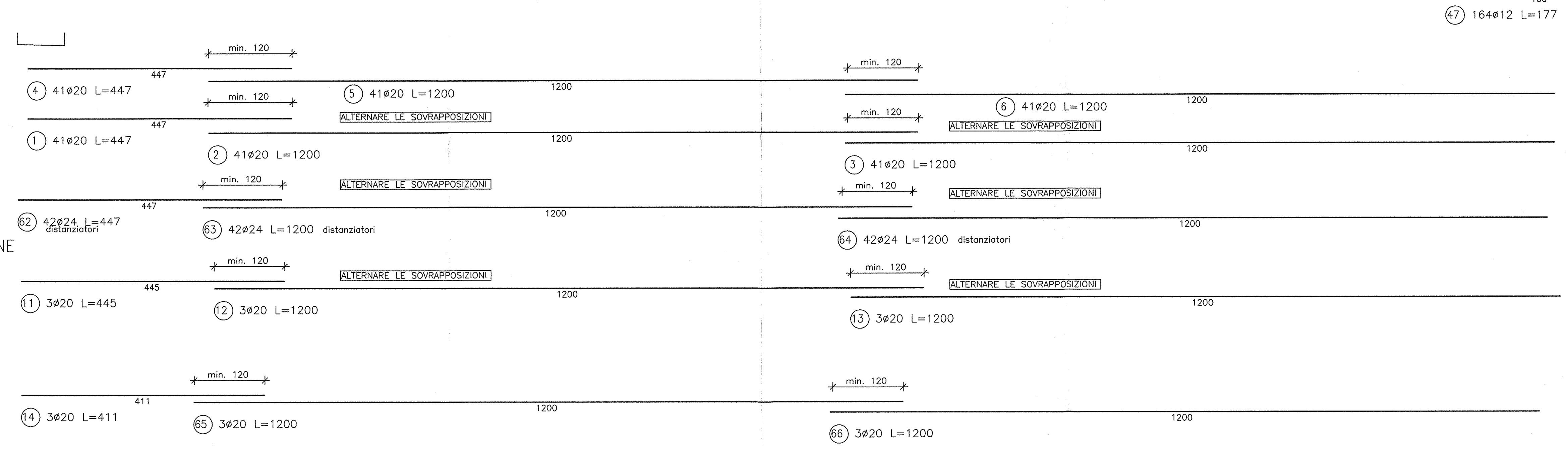

FERRI DI CHIUSURA DELLE BARRE LONGITUDINALI IN CORRISPONDENZA DEL WATER-STOP

FERRI DI CHIUSURA DELLE BARRE LONGITUDINALI ESTERNE AL WATER-STOP

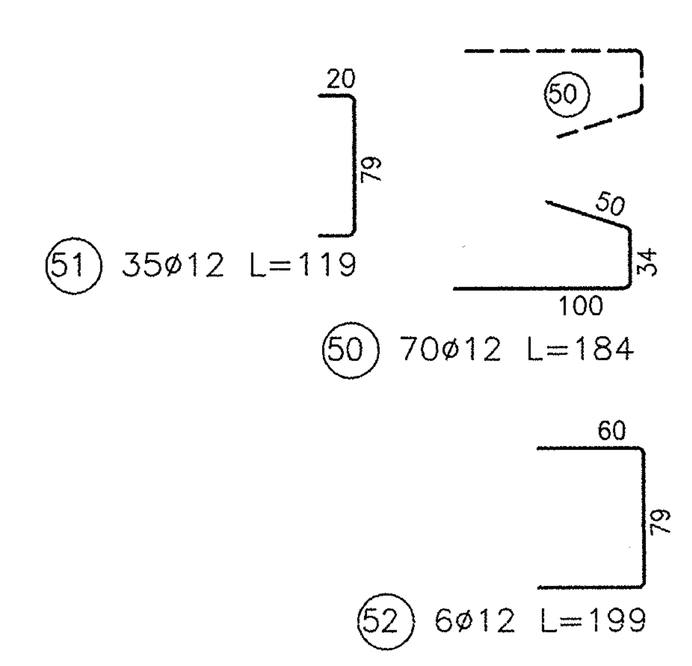

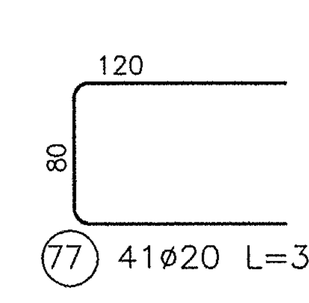

PARTICOLARE 1
STAFFE SOLAIO DI COPERTURA
scala 1 : 25

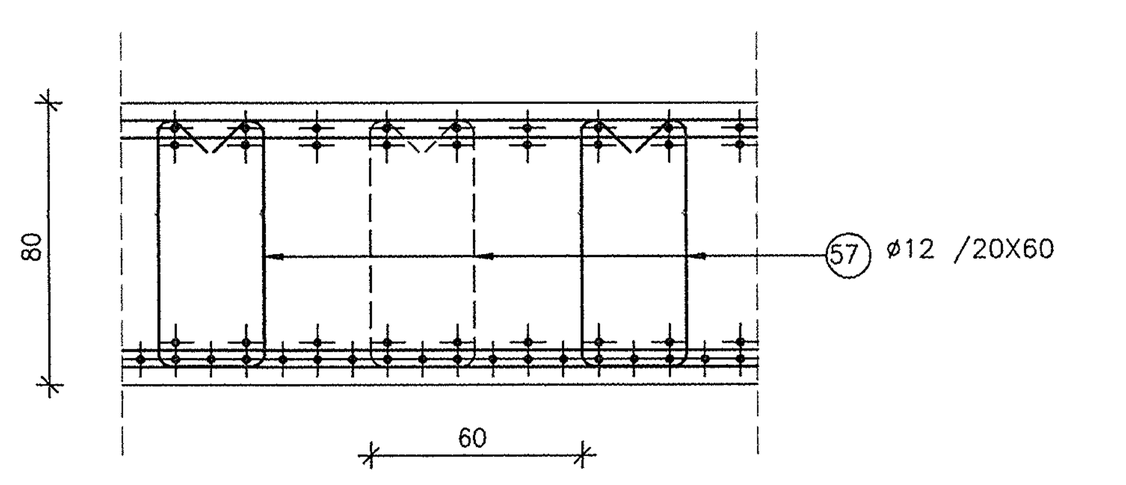

PARTICOLARE 2 STAFFE PARETE
VISTA IN PIANTA
scala 1 : 25

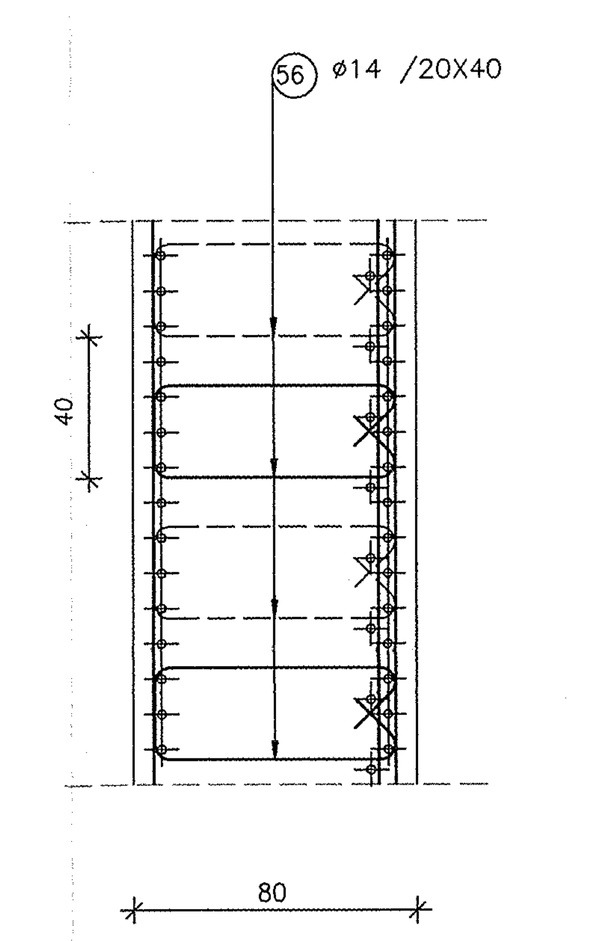

PARTICOLARE 3
STAFFE SOLAIO FONDAZIONE
scala 1 : 25

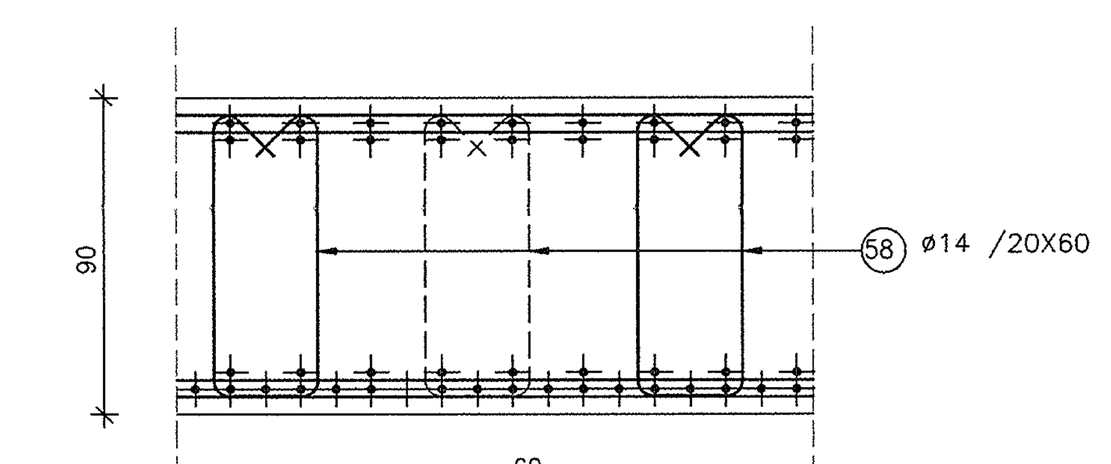

PARTICOLARE COPERTURA
LATO IMBOCCO
scala 1 : 25

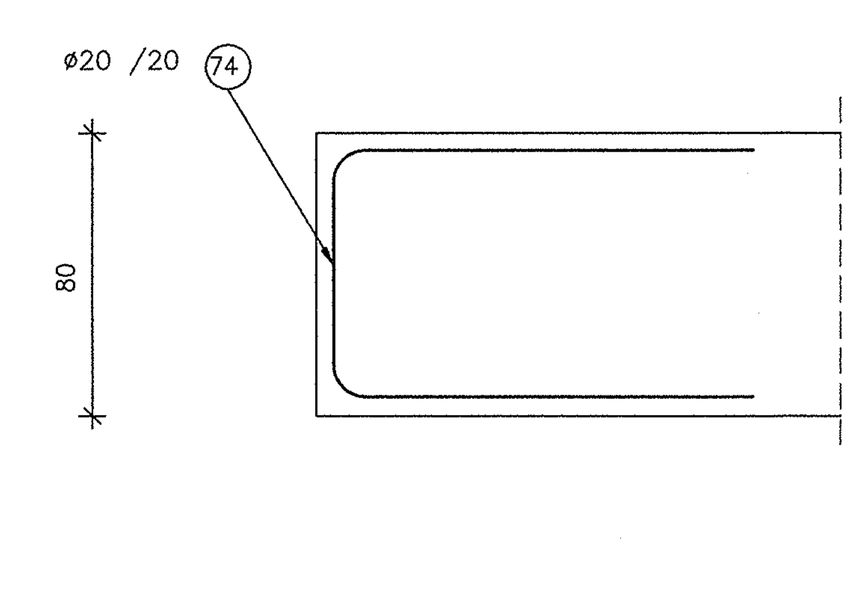

PARTICOLARE WATER-STOP COPERTURA
scala 1 : 25

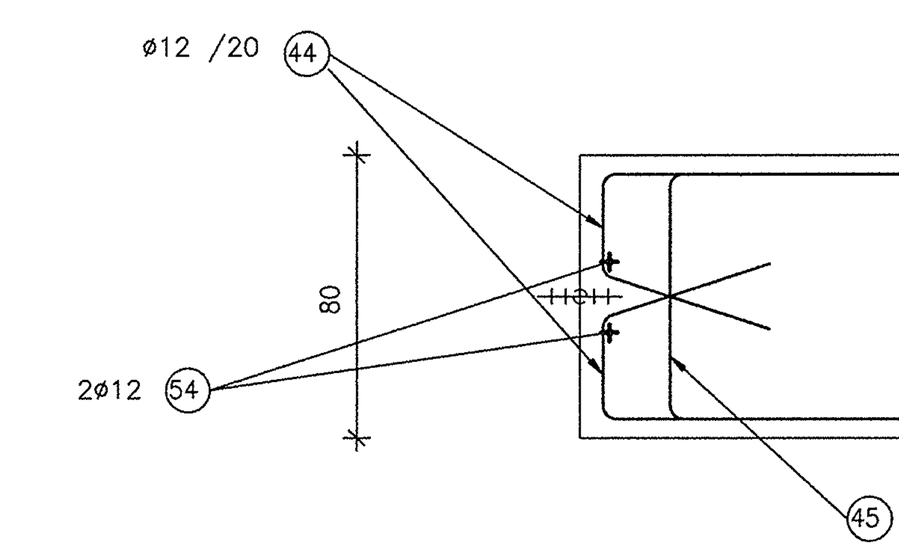

PARTICOLARE PARETE
LATO IMBOCCO
scala 1 : 25

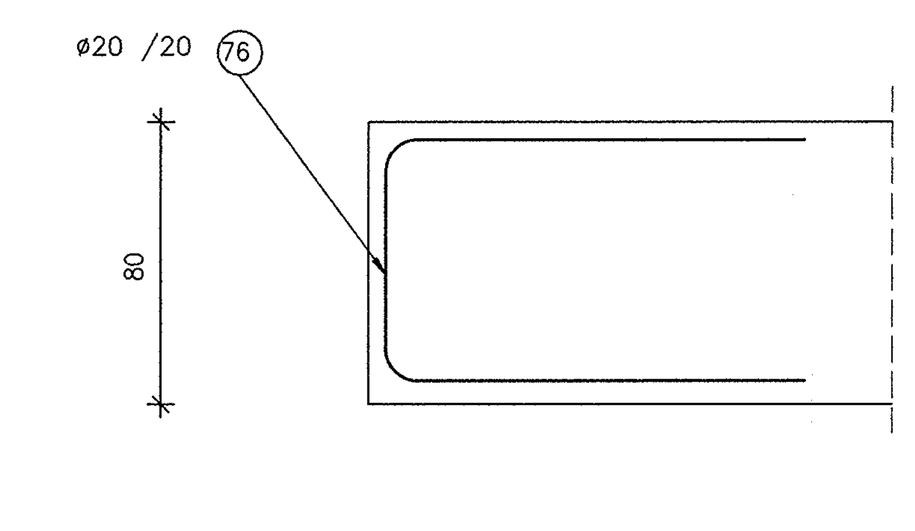

PARTICOLARE WATER-STOP PARETE
scala 1 : 25

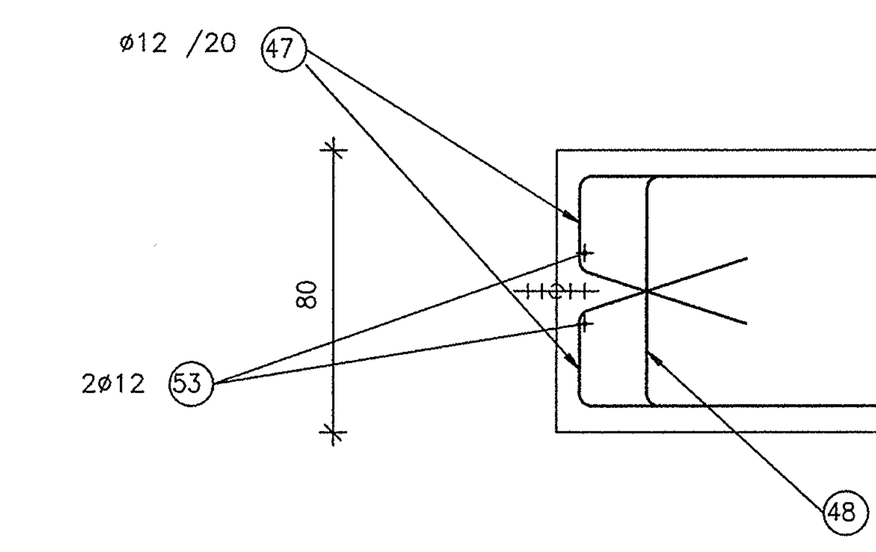

PARTICOLARE FONDAZIONE
LATO IMBOCCO
scala 1 : 25

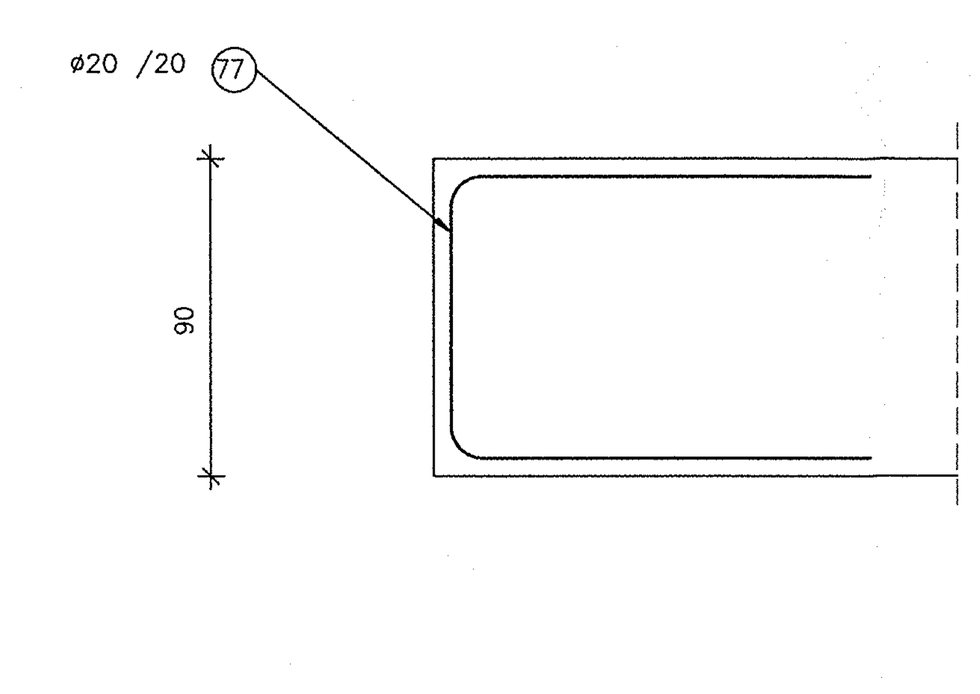

PARTICOLARE WATER-STOP FONDAZIONE
scala 1 : 25

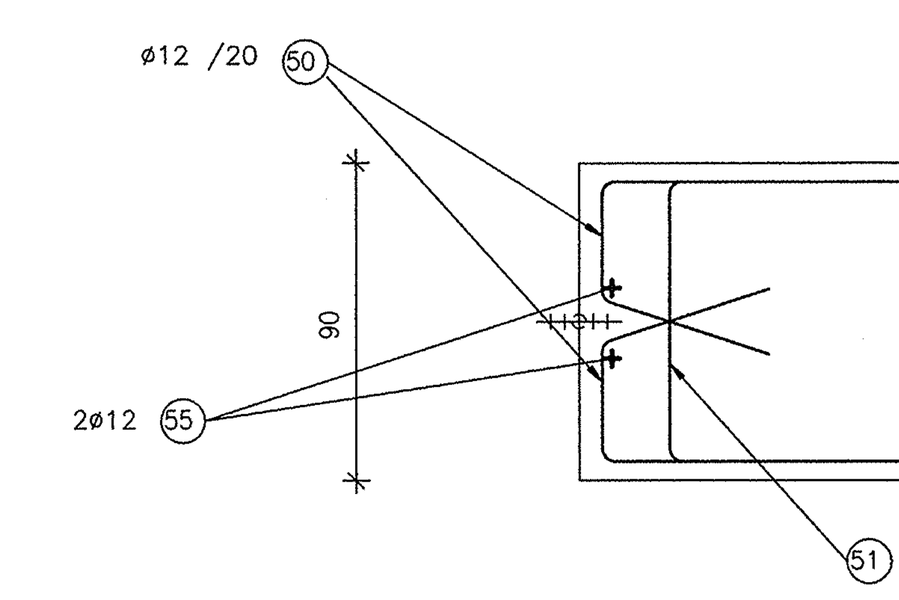

TABELLA DIAMETRI AMMISSIBILI DEI MANDRINI PER LE BARRE PIEGATE

POS. N°	DIAMETRO MINIMO DI PIEGATURA
24 26 43 34 40	17ø
25 41 42	19ø
35 23 30 36 29 31 37 32 38	22ø

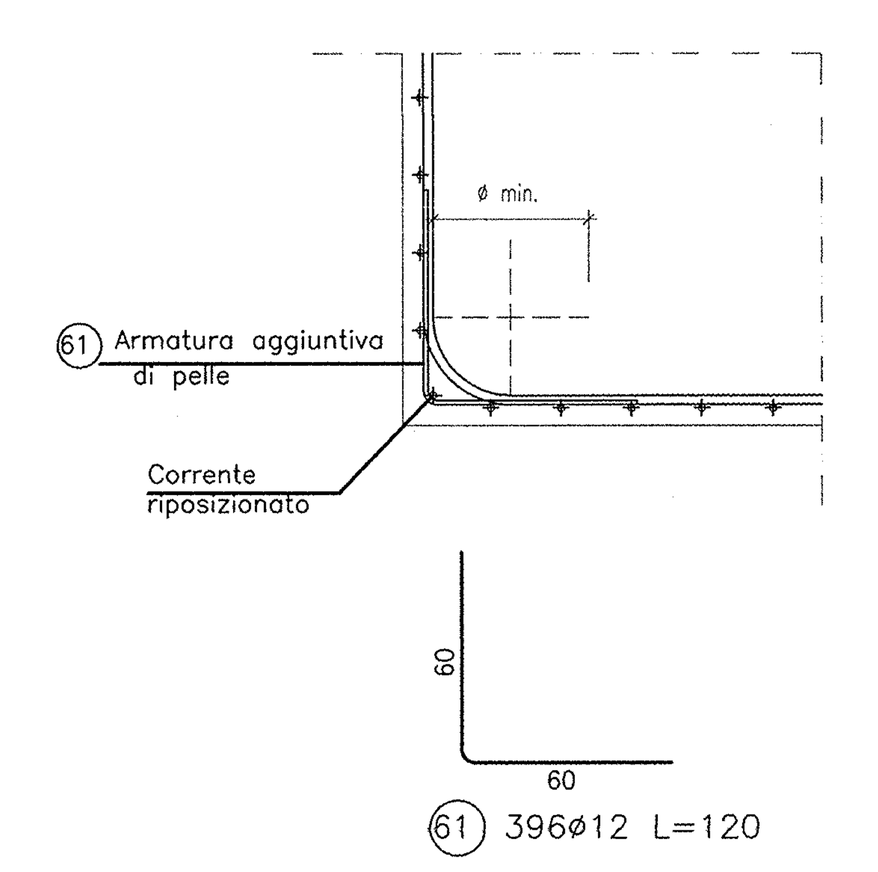

DISPOSIZIONE STAFFE SOLETTA
scala 1 : 25

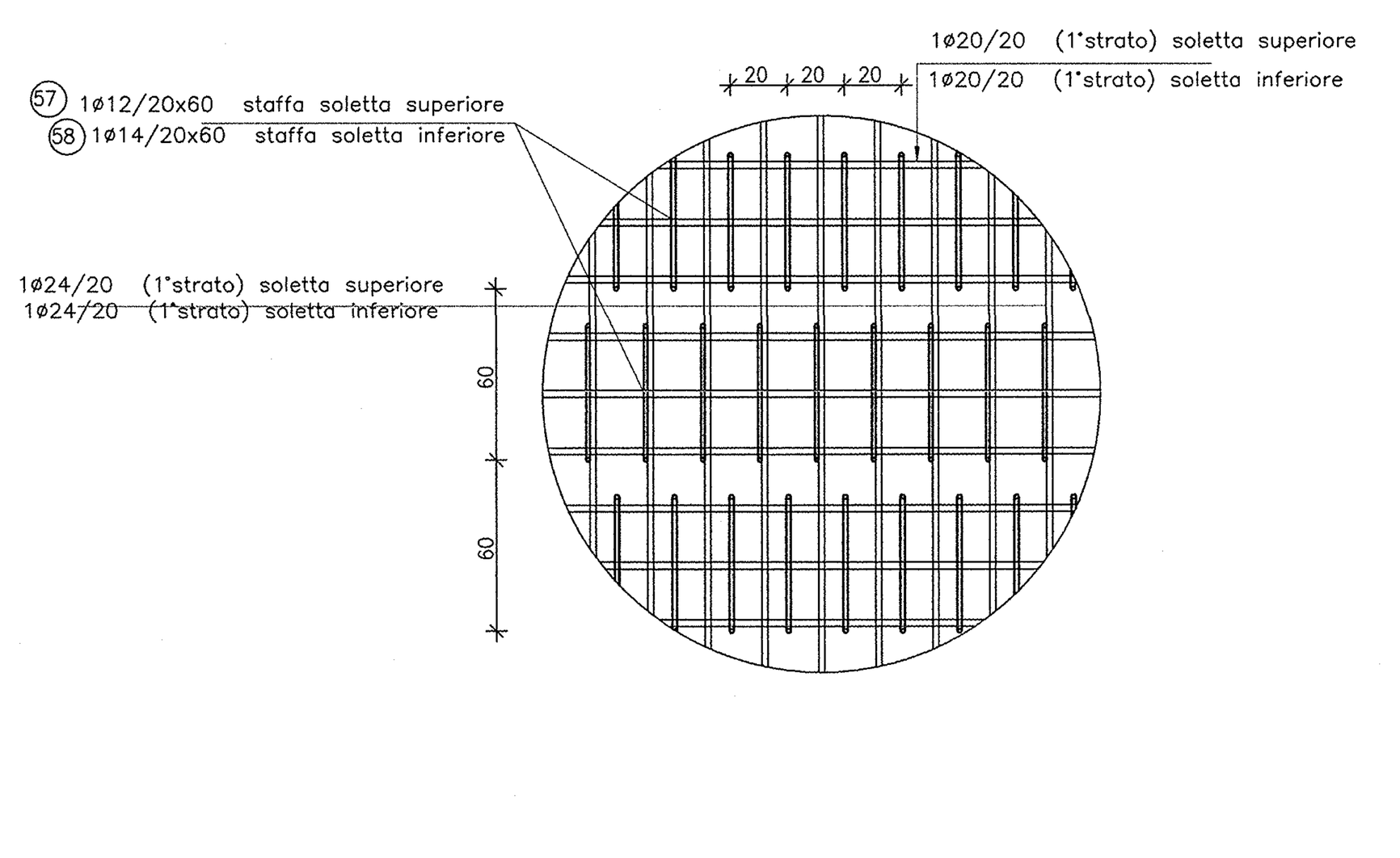

DISEGNI DI RIFERIMENTO

DESCRIZIONE	CODICE
– GA23 – RELAZIONE TECNICA GENERALE	IN0R11EE2ROGA2300001
– GA23 – RELAZIONE DI CALCOLO	IN0R11EE2CLGA2300001
– GA23 – TABELLA MATERIALI	IN0R11EE24TGA2300001
– GA23 – PLANIMETRIA DI PROGETTO	IN0R11EE2P8GA2300001
– GA23 – PLANIMETRIA DI TRACCIAMENTO	IN0R11EE2P9GA2300001
– GA23 – PROFILO LONGITUDINALE	IN0R11EE2F7GA2300001
– GA23 – SEZIONI TRASVERSALI – TAV.1	IN0R11EE2W9GA2300001
– GA23 – SEZIONI TRASVERSALI – TAV.2	IN0R11EE2W9GA2300002
– GA23 – SEZIONI TRASVERSALI – TAV.3	IN0R11EE2W9GA2300003
– GA23 – SEZIONI TIPO GALLERIA	IN0R11EE2WBGA2300001
– GA23 – PIANTA E SEZIONE LONG – TAV.1	IN0R11EE2PAGA2300001
– GA23 – PIANTA E SEZIONE LONG – TAV.2	IN0R11EE2PAGA2300002
– GA23 – PIANTA E SEZIONE LONG – TAV.3	IN0R11EE2PAGA2300003
– GA23 – PIANTA E SEZIONE LONG – TAV.4	IN0R11EE2PAGA2300004
– GA23 – CARPENTERIA – CONCIO 1 – PIANTA E SEZIONI	IN0R11EE2BBGA2300001
– GA23 – CARPENTERIA – CONCIO 2 – PIANTA E SEZIONI	IN0R11EE2BBGA2300002
– GA23 – CARPENTERIA – CONCIO 3 – PIANTA E SEZIONI	IN0R11EE2BBGA2300003
– GA23 – CARPENTERIA – CONCIO 4 – PIANTA E SEZIONI	IN0R11EE2BBGA2300004
– GA23 – CARPENTERIA – CONCIO 5 – PIANTA E SEZIONI	IN0R11EE2BBGA2300005
– GA23 – CARPENTERIA – CONCIO 6 – PIANTA E SEZIONI	IN0R11EE2BBGA2300006
– GA23 – CARPENTERIA – CONCIO 7A – PIANTA E SEZIONI – TAV 1	IN0R11EE2BBGA2300007
– GA23 – CARPENTERIA – CONCIO 7A – PIANTA E SEZIONI – TAV 2	IN0R11EE2BBGA2300008
– GA23 – CARPENTERIA – CONCIO 7B – PIANTA E SEZIONI – TAV 1	IN0R11EE2BBGA2300009
– GA23 – CARPENTERIA – CONCIO 7B – PIANTA E SEZIONI – TAV 2	IN0R11EE2BBGA2300010
– GA23 – CARPENTERIA – CONCI 7A–7B – PIANTA PREDALLES	IN0R11EE2BZGA2300001
– GA23 – CARPENTERIA – CONCIO 8 – PIANTA E SEZIONI	IN0R11EE2BBGA2300011
– GA23 – CARPENTERIA – CONCIO 9 – PIANTA E SEZIONI	IN0R11EE2BBGA2300012
– GA23 – CARPENTERIA – CONCIO 10 – PIANTA E SEZIONI	IN0R11EE2BBGA2300013
– GA23 – CARPENTERIA – CONCIO 11 – PIANTA E SEZIONI	IN0R11EE2BBGA2300014
– GA23 – ARMATURA – CONCIO 1 – TAV.1	IN0R11EE2BBGA2300016
– GA23 – ARMATURA – CONCIO 2 – TAV.1	IN0R11EE2BZGA2300004
– GA23 – ARMATURA – CONCIO 2 – TAV.2	IN0R11EE2BZGA2300005
– GA23 – ARMATURA – CONCIO 3 – TAV.1	IN0R11EE2BZGA2300006
– GA23 – ARMATURA – CONCIO 3 – TAV.2	IN0R11EE2BZGA2300007
– GA23 – ARMATURA – CONCIO 4 – TAV.1	IN0R11EE2BZGA2300008
– GA23 – ARMATURA – CONCIO 4 – TAV.2	IN0R11EE2BZGA2300009
– GA23 – ARMATURA – CONCIO 5 – TAV.1	IN0R11EE2BZGA2300010
– GA23 – ARMATURA – CONCIO 5 – TAV.2	IN0R11EE2BZGA2300011
– GA23 – ARMATURA – CONCIO 6 – TAV.1	IN0R11EE2BZGA2300012
– GA23 – ARMATURA – CONCIO 6 – TAV.2	IN0R11EE2BZGA2300013
– GA23 – ARMATURA – CONCIO 7A – TAV. 1	IN0R11EE2BBGA2300015
– GA23 – ARMATURA – CONCIO 7A – TAV. 2	IN0R11EE2BZGA2300002
– GA23 – ARMATURA – CONCIO 7A – TAV. 3	IN0R11EE2BBGA2300017
– GA23 – ARMATURA – CONCIO 7A – TAV. 4	IN0R11EE2BBGA2300018
– GA23 – ARMATURA – CONCIO 7A – TAV. 5	IN0R11EE2BBGA2300019
– GA23 – ARMATURA – CONCIO 7A – TAV. 6	IN0R11EE2BZGA2300015
– GA23 – ARMATURA – CONCIO 7A – TAV. 7	IN0R11EE2BZGA2300016
– GA23 – ARMATURA – CONCIO 7A – TAV. 8	IN0R11EE2BZGA2300017
– GA23 – ARMATURA – CONCIO 7B – TAV. 1	IN0R11EE2BZGA2300014
– GA23 – ARMATURA – CONCIO 7B – TAV. 2	IN0R11EE2BBGA2300020
– GA23 – ARMATURA – CONCIO 7B – TAV. 3	IN0R11EE2BZGA2300018
– GA23 – ARMATURA – CONCIO 7B – TAV. 4	IN0R11EE2BBGA2300022
– GA23 – ARMATURA – CONCIO 7B – TAV. 5	IN0R11EE2BBGA2300021
– GA23 – ARMATURA – CONCIO 7B – TAV. 6	IN0R11EE2BZGA2300027
– GA23 – ARMATURA – CONCIO 7B – TAV. 7	IN0R11EE2BBGA2300024
– GA23 – ARMATURA – CONCIO 7B – TAV. 8	IN0R11EE2BZGA2300021
– GA23 – ARMATURA – CONCIO 8 – TAV.1	IN0R11EE2BZGA2300022
– GA23 – ARMATURA – CONCIO 8 – TAV.2	IN0R11EE2BZGA2300023
– GA23 – ARMATURA – CONCIO 9 – TAV.1	IN0R11EE2BZGA2300024
– GA23 – ARMATURA – CONCIO 9 – TAV.2	IN0R11EE2BZGA2300025
– GA23 – ARMATURA – CONCIO 10 – TAV.1	IN0R11EE2BZGA2300026
– GA23 – ARMATURA – CONCIO 10 – TAV.2	IN0R11EE2BZGA2300019
– GA23 – ARMATURA – CONCIO 11 – TAV.1	IN0R11EE2BBGA2300023
– GA23 – ARMATURA – CONCIO 11 – TAV.2	IN0R11EE2BZGA2300020
– GA23 – PIANTA SCAVI E OPERE PROVVISIONALI	IN0R11EE2P8GA2301001
– GA23 – PARTICOLARI COSTRUTTIVI – TAV.1	IN0R11EE2BZGA2309001
– GA23 – PARTICOLARI COSTRUTTIVI – TAV.2	IN0R11EE2BZGA2309002
– GA00 – TIPOLOGICO GALLERIE ARTIFICIALI – COLLEGAMENTI EQUIPOTENZIALI MASSE METALLICHE	IN0R11EE2BXGA0009001

NOTE GENERALI

- TUTTE LE MISURE SONO ESPRESSE IN CENTIMETRI
- TUTTI GLI ANGOLI SONO ESPRESSI IN GRADI DECIMALI
- DOVE NON SPECIFICATO, SI PRESCRIVONO I SEGUENTI DIAMETRI MINIMI DI PIEGATURA:

ø BARRA	DIAMETRO MINIMO DI PIEGATURA
>16mm	7ø
≤16mm	4ø

- LE DIMENSIONI INDICATE PER LA SAGOMA DELLE ARMATURE SONO RIFERITE ALL'ASSE DELLA BARRA
- LE MISURE DEI SINGOLI TRATTI DI BARRA VANNO INTESE SECONDO LA SEGUENTE TABELLA:

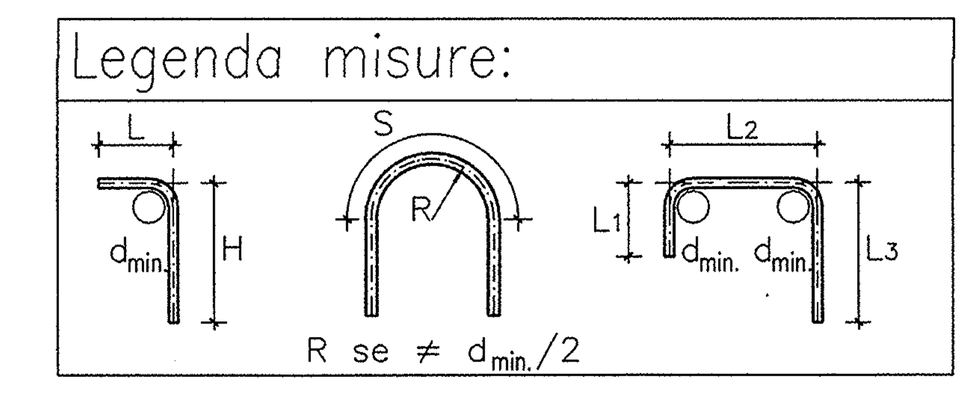

COMMITTENTE: RFI RETE FERROVIARIA ITALIANA GRUPPO FERROVIE DELLO STATO

ALTA SORVEGLIANZA: ITALFERR GRUPPO FERROVIE DELLO STATO

GENERAL CONTRACTOR: Cepav due Consorzio ENI per l' Alta Velocità

INFRASTRUTTURE FERROVIARIE STRATEGICHE DEFINITE DALLA LEGGE OBIETTIVO N. 443/01

LINEA A.V. /A.C. TORINO - VENEZIA Tratta MILANO - VERONA
Lotto funzionale Brescia-Verona
PROGETTO ESECUTIVO

GA23 - GALLERIA ARTIFICIALE IC VR MERCI B.D. DA PK 1+626,455 A PK 1+935,866
ARMATURA
CONCIO 1 - TAV.2

GENERAL CONTRACTOR	DIRETTORE LAVORI	SCALA :
Consorzio Cepav due — Consorzio Cepav due Il Direttore del Consorzio (Ing. T. Taranta) Data:	Valido per Costruzione Data:	VARIE

COMMESSA	LOTTO	FASE	ENTE	TIPO DOC.	OPERA/DISCIPLINA	PROGR.	REV.
IN0R	11	E	E2	BZ	GA2300	003	A

PROGETTAZIONE

Rev.	Descrizione	Redatto	Data	Verificato	Data	Progettista Integratore	Data
A	EMISSIONE	Roncà	22/10/18	Aiello	22/10/18	Taranta	22/10/18
B							
C							

IL PROGETTISTA — Dott. Ing. V. Aiello — Data: 22/10/18

CIG. 751447334A

File: IN0R11EE2BZGA2300003A_02.dwg

Progetto cofinanziato dalla Unione Europea

CUP: F81H91000000008

Scala di plot: 1: