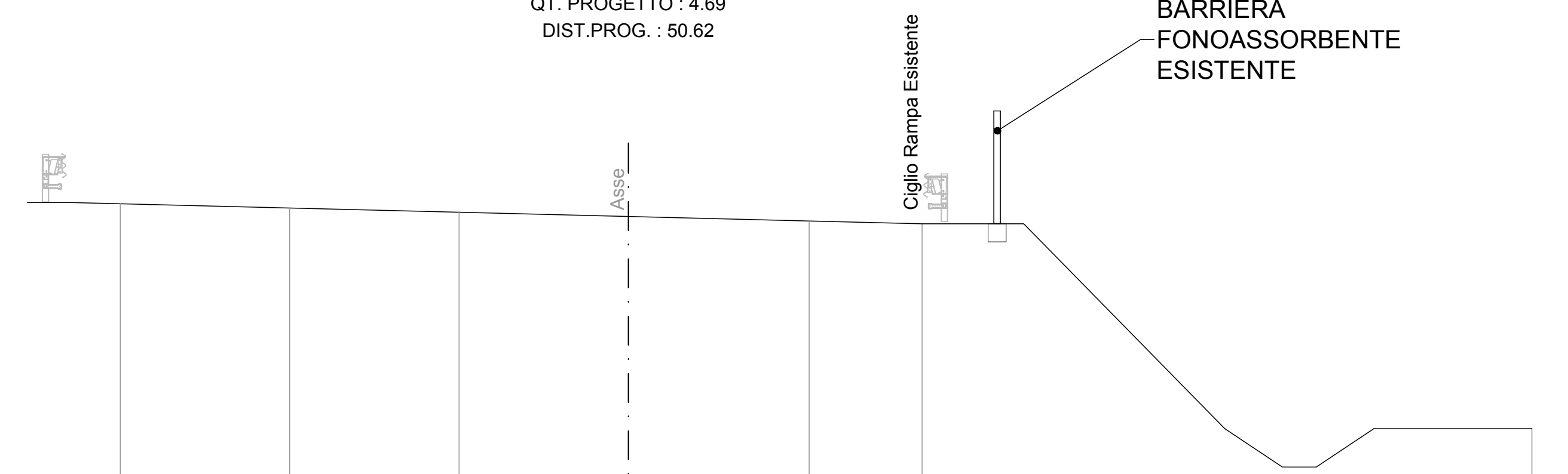


SEZIONE A - A (corsia di diversione)

SEZIONE N. : 3  
 QT. PROGETTO : 4.69  
 DIST.PROG. : 50.62




SCALA 1:100

QUOTE TERRENO												
DIST.PROGRESSIVE TERRENO	-0.00	-0.00	-0.00	-0.00	-0.00	-0.00	-0.00	-0.00	-0.00	-0.00	-0.00	-0.00
QUOTE PROGETTO	4.67	4.67	4.67	4.78	4.89	4.89	4.89	4.89	4.89	4.89	4.89	4.89
DIST.PARZIALI PROGETTO	11.25	3.75	3.75	3.75	3.75	4.00	4.00	2.50	6.00	6.00	6.00	20.00
DIST.PROGRESSIVE PROGETTO	-1.00%	-1.00%	-1.00%	-1.00%	-1.00%	-1.00%	-1.00%	-1.00%	-1.00%	-1.00%	-1.00%	-1.00%
PENDENZA TRASVERSALE PROG.												

SEZIONE E - E

SEZIONE N. : 29  
 QT. PROGETTO : 7.26  
 DIST.PROG. : 550.00

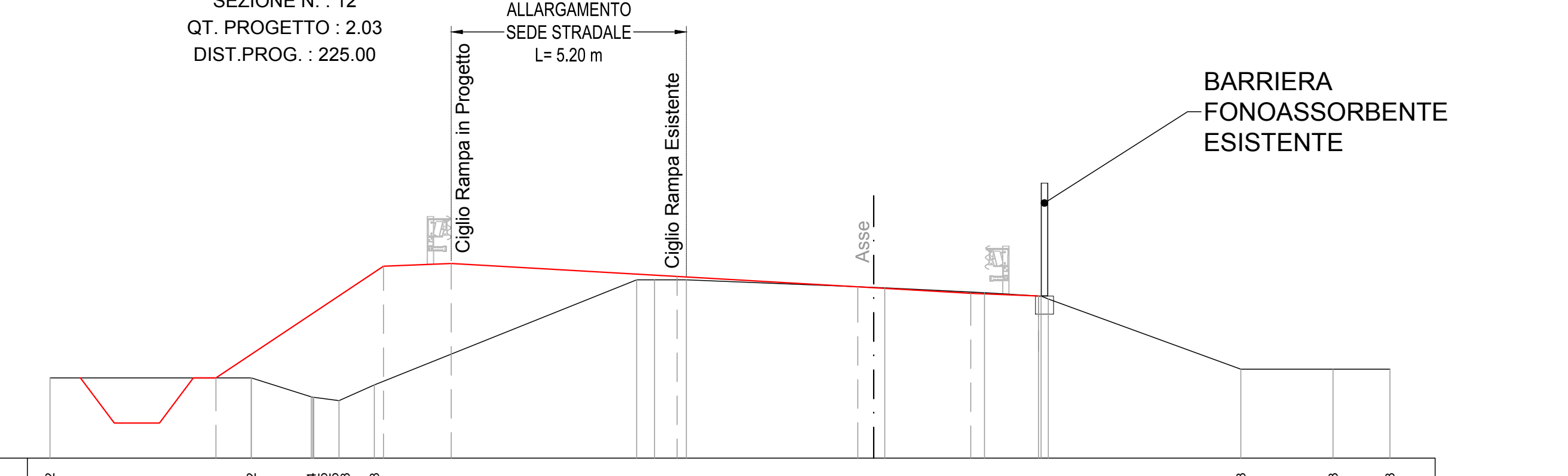


SCALA 1:100

QUOTE TERRENO	-30.00	-30.00	-30.00	-30.00	-30.00	-30.00	-30.00	-30.00	-30.00	-30.00	-30.00	-30.00	-30.00	-30.00
DIST.PROGRESSIVE TERRENO	-0.00	-0.00	-0.00	-0.00	-0.00	-0.00	-0.00	-0.00	-0.00	-0.00	-0.00	-0.00	-0.00	-0.00
QUOTE PROGETTO	8.15	8.79	8.85	8.85	8.85	8.85	8.85	8.85	8.85	8.85	8.85	8.85	8.85	8.85
DIST.PARZIALI PROGETTO	10.12	1.50	2.50	4.00	11.00	11.00	11.00	11.00	11.00	11.00	11.00	11.00	11.00	11.00
DIST.PROGRESSIVE PROGETTO	-0.60%	-0.60%	-0.60%	-0.60%	-0.60%	-0.60%	-0.60%	-0.60%	-0.60%	-0.60%	-0.60%	-0.60%	-0.60%	-0.60%
PENDENZA TRASVERSALE	66.70%	2.50%	2.50%	2.50%	2.50%	2.50%	2.50%	2.50%	2.50%	2.50%	2.50%	2.50%	2.50%	2.50%

SEZIONE B - B

SEZIONE N. : 12  
 QT. PROGETTO : 2.03  
 DIST.PROG. : 225.00

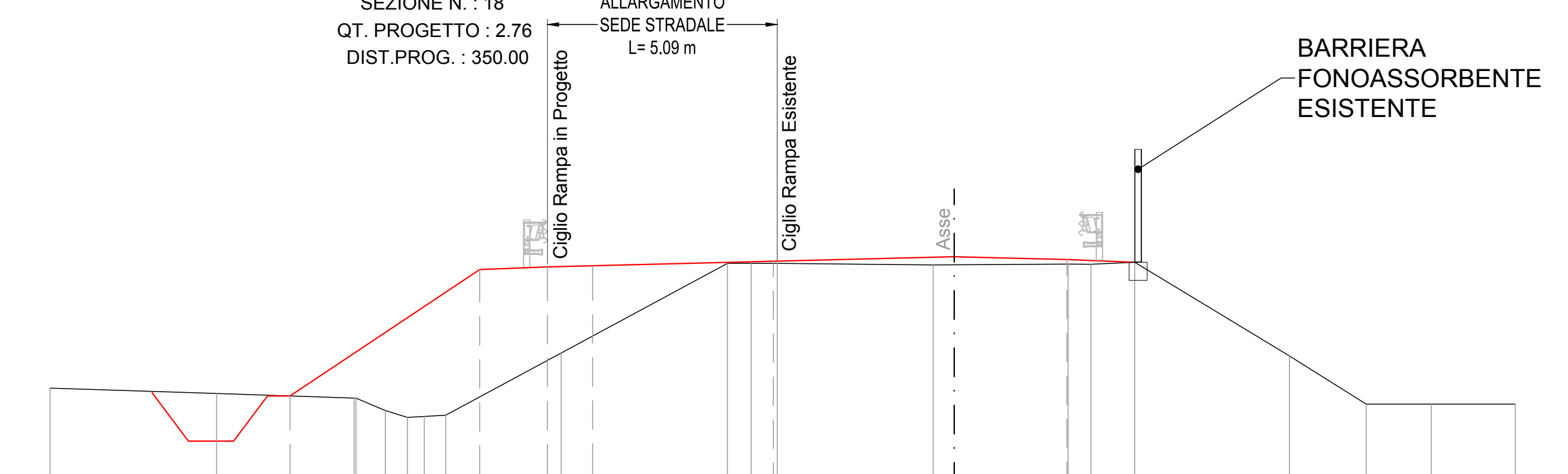


SCALA 1:100

QUOTE TERRENO	-13.21	-13.21	-13.21	-13.21	-13.21	-13.21	-13.21	-13.21	-13.21	-13.21	-13.21	-13.21	-13.21	-13.21
DIST.PROGRESSIVE TERRENO	-0.20	-0.20	-0.20	-0.20	-0.20	-0.20	-0.20	-0.20	-0.20	-0.20	-0.20	-0.20	-0.20	-0.20
QUOTE PROGETTO	3.71	3.71	3.71	3.71	3.71	3.71	3.71	3.71	3.71	3.71	3.71	3.71	3.71	3.71
DIST.PARZIALI PROGETTO	1.00	1.00	1.00	1.00	1.00	1.00	1.00	1.00	1.00	1.00	1.00	1.00	1.00	1.00
DIST.PROGRESSIVE PROGETTO	-0.50%	-0.50%	-0.50%	-0.50%	-0.50%	-0.50%	-0.50%	-0.50%	-0.50%	-0.50%	-0.50%	-0.50%	-0.50%	-0.50%
PENDENZA TRASVERSALE	66.70%	4.00%	2.70%	2.70%	2.70%	2.70%	2.70%	2.70%	2.70%	2.70%	2.70%	2.70%	2.70%	2.70%

SEZIONE C - C

SEZIONE N. : 18  
 QT. PROGETTO : 2.76  
 DIST.PROG. : 350.00




SCALA 1:100

QUOTE TERRENO	-10.00	-10.00	-10.00	-10.00	-10.00	-10.00	-10.00	-10.00	-10.00	-10.00	-10.00	-10.00	-10.00	-10.00
DIST.PROGRESSIVE TERRENO	-0.10	-0.10	-0.10	-0.10	-0.10	-0.10	-0.10	-0.10	-0.10	-0.10	-0.10	-0.10	-0.10	-0.10
QUOTE PROGETTO	2.62	2.68	2.68	2.68	2.68	2.68	2.68	2.68	2.68	2.68	2.68	2.68	2.68	2.68
DIST.PARZIALI PROGETTO	4.20	1.50	1.00	1.00	4.00	4.00	4.00	4.00	4.00	4.00	4.00	4.00	4.00	4.00
DIST.PROGRESSIVE PROGETTO	-0.50%	-0.50%	-0.50%	-0.50%	-0.50%	-0.50%	-0.50%	-0.50%	-0.50%	-0.50%	-0.50%	-0.50%	-0.50%	-0.50%
PENDENZA TRASVERSALE	66.70%	4.00%	2.50%	2.50%	2.50%	2.50%	2.50%	2.50%	2.50%	2.50%	2.50%	2.50%	2.50%	2.50%

SEZIONE D - D

SEZIONE N. : 25  
 QT. PROGETTO : 6.40  
 DIST.PROG. : 500.00

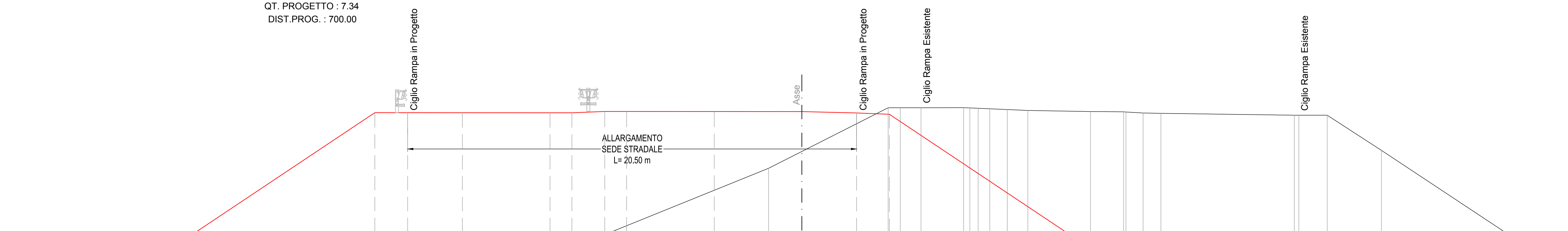


SCALA 1:100

QUOTE TERRENO	-31.00	-31.00	-31.00	-31.00	-31.00	-31.00	-31.00	-31.00	-31.00	-31.00	-31.00	-31.00	-31.00	-31.00	-31.00	-31.00
DIST.PROGRESSIVE TERRENO	0.00	0.00	0.00	0.00	0.00	0.00	0.00	0.00	0.00	0.00	0.00	0.00	0.00	0.00	0.00	0.00
QUOTE PROGETTO	3.81	3.81	3.81	3.81	3.81	3.81	3.81	3.81	3.81	3.81	3.81	3.81	3.81	3.81	3.81	3.81
DIST.PARZIALI PROGETTO	3.81	3.81	3.81	3.81	3.81	3.81	3.81	3.81	3.81	3.81	3.81	3.81	3.81	3.81	3.81	3.81
DIST.PROGRESSIVE PROGETTO	-1.00%	-1.00%	-1.00%	-1.00%	-1.00%	-1.00%	-1.00%	-1.00%	-1.00%	-1.00%	-1.00%	-1.00%	-1.00%	-1.00%	-1.00%	-1.00%
PENDENZA TRASVERSALE	66.70%	66.70%	7.00%	7.00%	7.00%	7.00%	7.00%	7.00%	7.00%	7.00%	7.00%	7.00%	7.00%	7.00%	7.00%	7.00%

SEZIONE G - G

SEZIONE N. : 40  
 QT. PROGETTO : 7.34  
 DIST.PROG. : 700.00

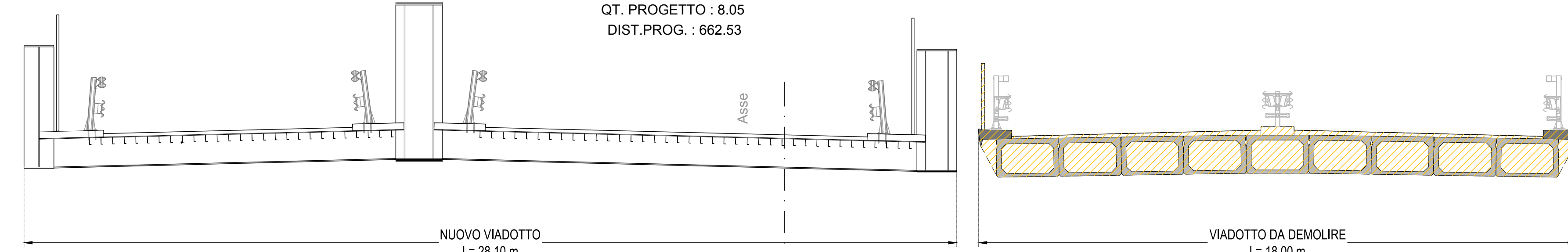


SCALA 1:100

QUOTE TERRENO	-10.00	-10.00	-10.00	-10.00	-10.00	-10.00	-10.00	-10.00	-10.00	-10.00	-10.00	-10.00	-10.00	-10.00	-10.00	-10.00
DIST.PROGRESSIVE TERRENO	-0.20	-0.20	-0.20	-0.20	-0.20	-0.20	-0.20	-0.20	-0.20	-0.20	-0.20	-0.20	-0.20	-0.20	-0.20	-0.20
QUOTE PROGETTO	2.28	2.28	2.28	2.28	2.28	2.28	2.28	2.28	2.28	2.28	2.28	2.28	2.28	2.28	2.28	2.28
DIST.PARZIALI PROGETTO	10.83	2.29	2.29	2.29	4.00	4.00	4.00	4.00	4.00	4.00	4.00	4.00	4.00	4.00	4.00	4.00
DIST.PROGRESSIVE PROGETTO	-0.60%	-0.60%	-0.60%	-0.60%	-0.60%	-0.60%	-0.60%	-0.60%	-0.60%	-0.60%	-0.60%	-0.60%	-0.60%	-0.60%	-0.60%	-0.60%
PENDENZA TRASVERSALE	66.70%	0.60%	-0.60%	-0.60%	-0.60%	-0.60%	-0.60%	-0.60%	-0.60%	-0.60%	-0.60%	-0.60%	-0.60%	-0.60%	-0.60%	-0.60%

SEZIONE F - F (viadotto)

SEZIONE N. : 38  
 QT. PROGETTO : 8.05  
 DIST.PROG. : 662.53



SCALA 1:100

QUOTE TERRENO	-1.00	-1.00	-1.00	-1.00	-1.00	-1.00	-1.00	-1.00	-1.00	-1.00	-1.00	-1.00	-1.00	-1.00	-1.00	
DIST.PROGRESSIVE TERRENO	-1.50	-1.50	-1.50	-1.50	-1.50	-1.50	-1.50	-1.50	-1.50	-1.50	-1.50	-1.50	-1.50	-1.50	-1.50	
QUOTE PROGETTO	7.06	7.06	7.06	7.06	7.06	7.06	7.06	7.06	7.06	7.06	7.06	7.06	7.06	7.06	7.06	
DIST.PARZIALI PROGETTO	2.50	4.00	4.00	4.00	4.00	4.00	4.00	4.00	4.00	4.00	4.00	4.00	4.00	4.00	4.00	
DIST.PROGRESSIVE PROGETTO	2.00%	2.00%	2.00%	2.00%	2.00%	2.00%	2.00%	2.00%	2.00%	2.00%	2.00%	2.00%	2.00%	2.00%	2.00%	
PENDENZA TRASVERSALE	2.00%	2.00%	2.00%	2.00%	2.00%	2.00%	2.00%	2.00%	2.00%	2.00%	2.00%	2.00%	2.00%	2.00%	2.00%	2.00%

LEGGENDA

- PROGETTO
- STATO DI FATTO

**CONCESSIONI AUTOSTRADALI VENETE S.P.A.**

OPERE DI RADDOPPIO DELLA RAMPA DI USCITA DALLA DIREZIONE A4 MILANO ALLA STAZIONE AUTOSTRADALE DI PADOVA EST

PROGETTO DI FATTIBILITA' TECNICA ED ECONOMICA - AGGIORNAMENTO -

Sezioni caratteristiche

Progettisti: Ing. Diego Galazzo  
 con: Ing. Adele Cercio

DATA: Ottobre 2016 COD. COMMESSA: DG-1801-P0

D005