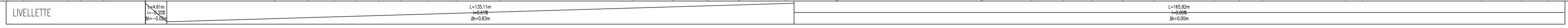
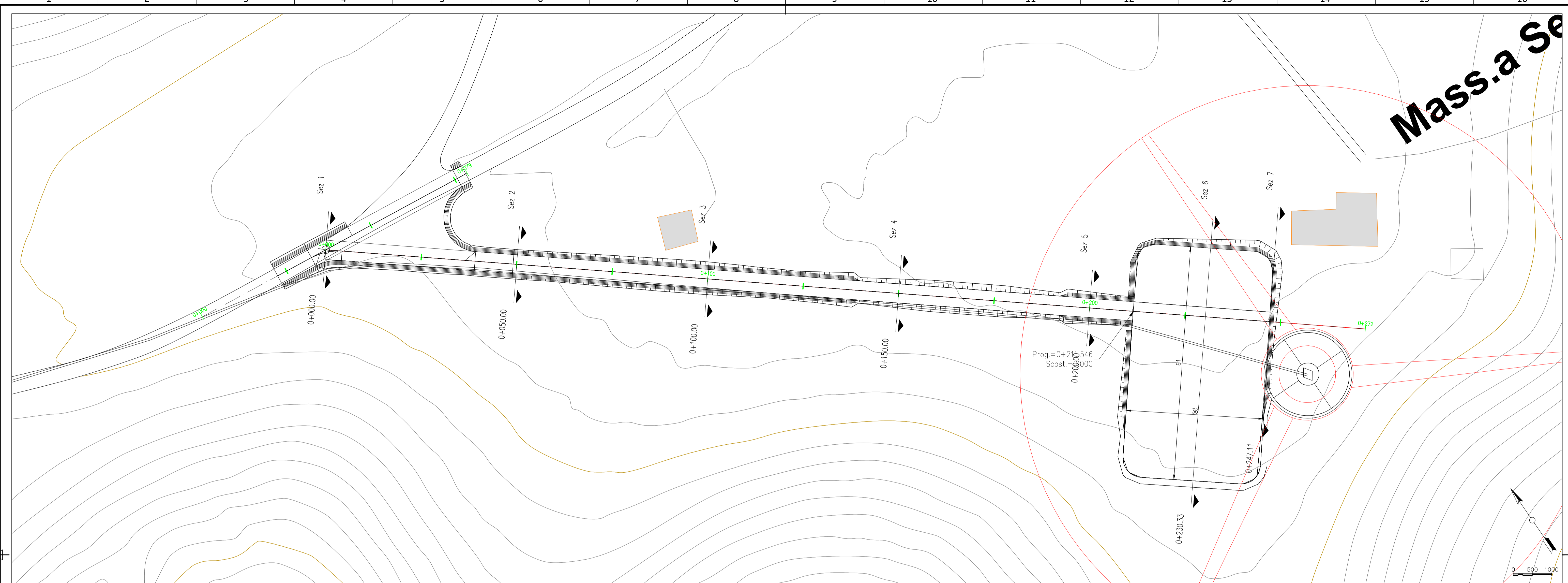
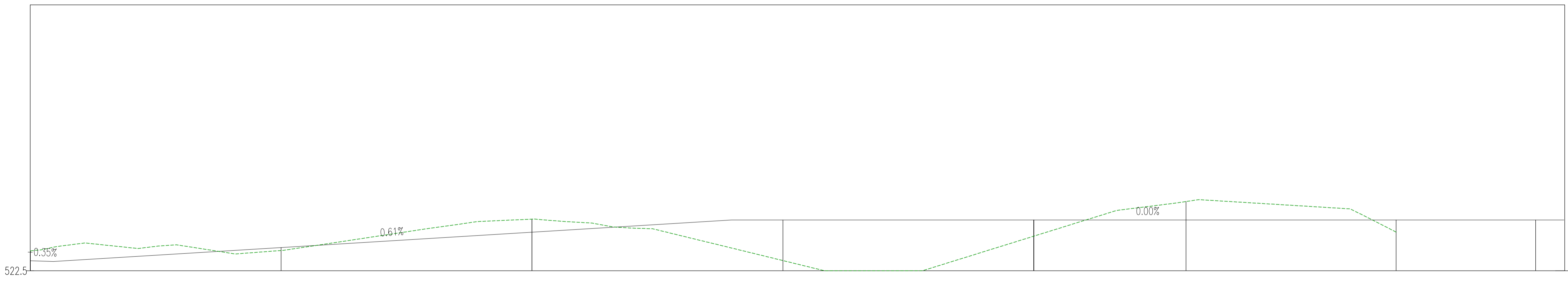


# Mass.a Se



Profilo: Vista Profilo - (1)  
 Scala : 1000:100  
 Q.Rif. : 522.49



NUMERO SEZIONE	1		2		3		4		5		6		7		8	
DISTANZE PROGRESSIVE		0+050.00		0+100.00		0+150.00		0+200.00		0+230.33		0+247.11				
DISTANZE PARZIALI	50,00		50,00		50,00		50,00	30,33		16,78						
QUOTE PROGETTO		522.95		523.26		523.50		523.50		523.50		523.50				
QUOTE TERRENO		522.88		523.52		522.68		523.18		523.87		523.82				
ETTOMETRICHE			01				02						03			



EDIC.	DATE	DRAWN	CHECKED	REVISED-EDPR	MODIFICATION	DATE	SCALE	1/500
D						10/18	DRAWN	F4
C						10/18	CHECKED	XXX
B						10/18	REVISÉ-EDPR	XXX
A	22/10/2018	XXX	XXX	XXX	INDICATE MODIFICATION	10/18	REVISÉ-EDPR	XXX

renewables  
**Parco eolico "La Regina"**  
 A.16.a.21.5 - Plan. della sistemazione finale del sito WTG2  
 Banzi (Pz)

F4 Ingegneria srl  
 CAD Vers.: Page Vers.: X  
 Name collection: Page: 01  
 Collection: Cont: 01  
 CAD N°: WTG2.dwg