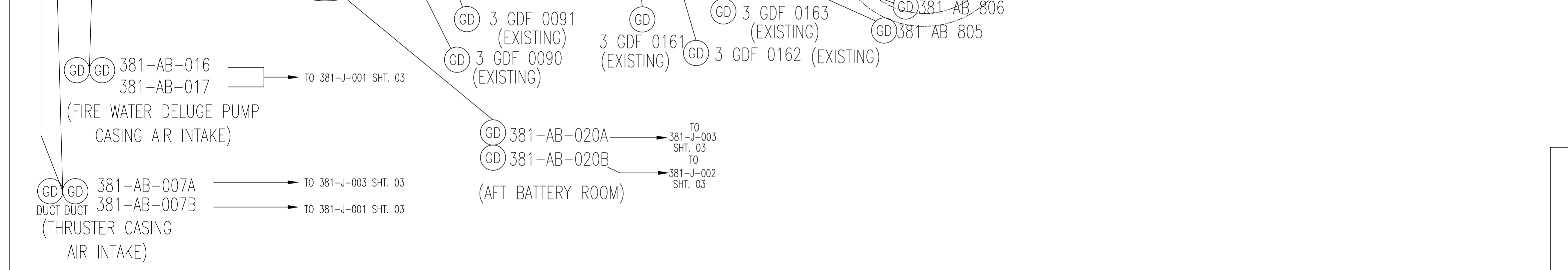
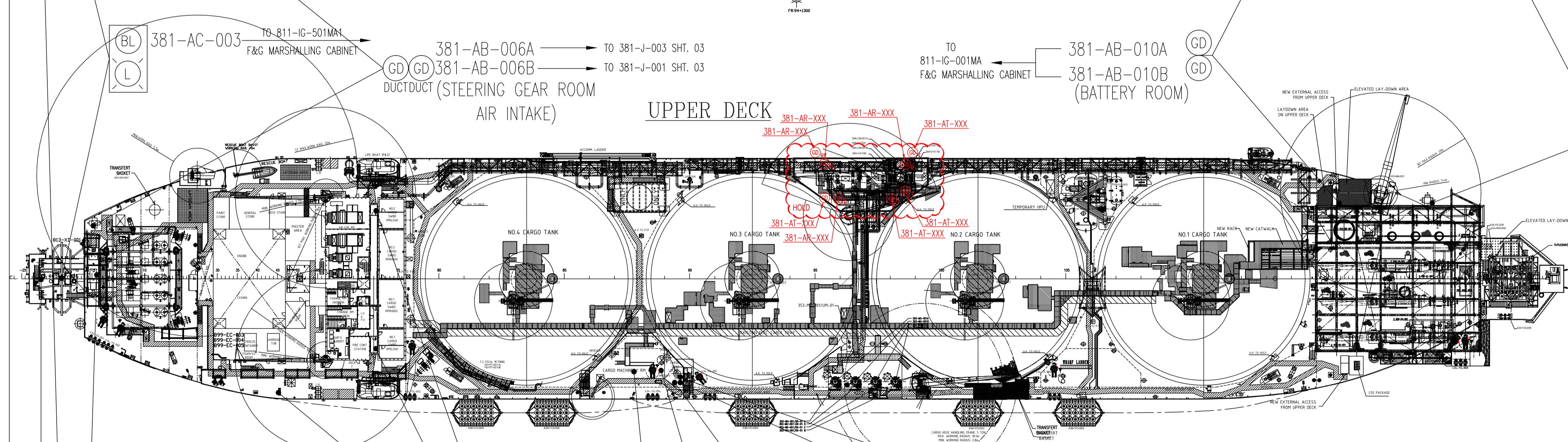
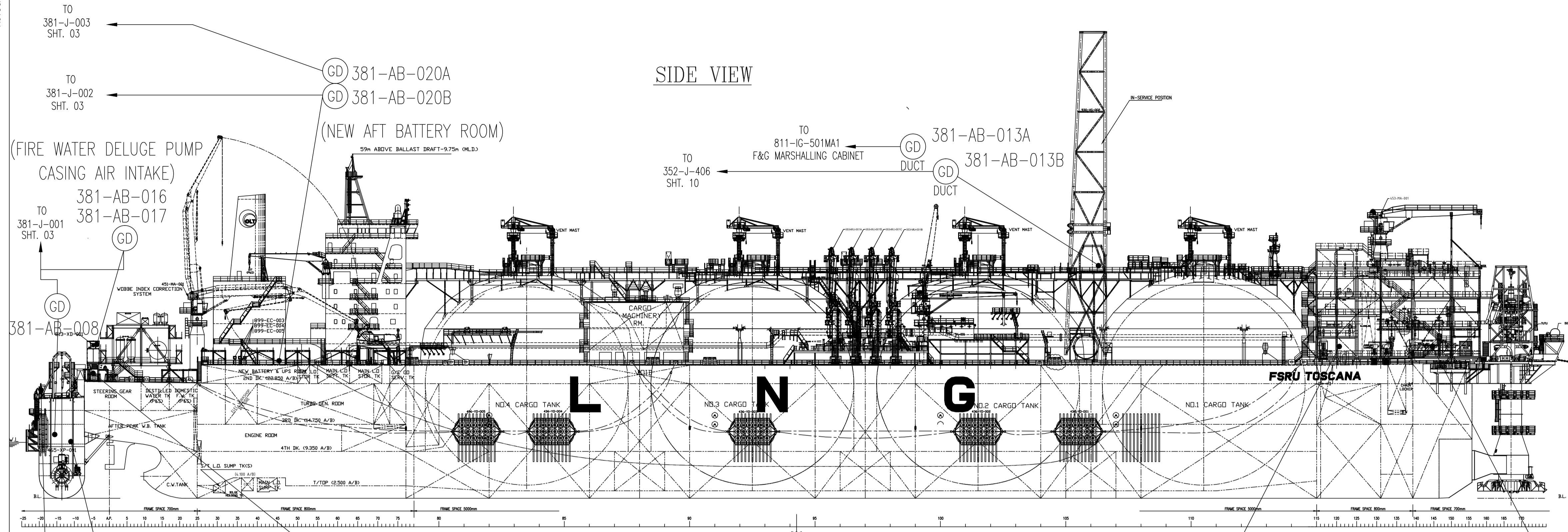


DISEGNI DI RIFERIMENTO / REFERENCE DRAWINGS		Nr. / No.	
GAS DETECTION SYSTEM - TECHNICAL MANUAL		6T-8000-002	
GENERAL ARRANGEMENT		033470-AE-V00-101-AD-0001	
VESSEL INSTRUMENTATION CABLE LIST		033470-AE-V00-798-IL-0004	
LEGEND			
ITEM	SYMBOL	DESCRIPTION	REMARKS
1	(GD)	POINT GAS DETECTOR	
2	(BL) (L)	COMBINED AUDIBLE & VISUAL ALARM	
3	(GD) (GD) _T (GD) _R	LINEAR GAS DETECTOR (TRANSMITTER/RECEIVER)	
4	(TD)	TEMPERATURE (COLD) LEAK DETECTOR	
5			
6			
7			
8			
9			
10			



381-AB-001A
 (GD) DUCT
 (GD) 381-AB-001B
 (GD) DUCT
 (FORE PART AIR INTAKE)
 TO 811-IG-001MA F&G MARSHALLING CABINET

HOLD:
 - LAYOUT TO BE MODIFIED AND CONFIRMED NEXT DESIGN PHASE.

Rev.	Date	Descrizione Emissione Issue Description	ABR Preparato Prepared	MCI Verificato Verified	LFE Approvato Approved	Cliente Client
A01	19/03/19	ISSUED FOR APPROVAL				
Cliente Customer: OLT (Offshore LNG Toscana) Progetto Project: FSRU Toscana Titolo Title: VESSEL GAS DETECTION LAYOUT G.A.						
Disegno No. Drawing No. TECH-033470-V00-381-ID-0001			Foglio Sheet 02 of 10		Revisione Revision 01	
			Scala Scale NTS		Formato Size A1	
			Sostituisce Supersedes -			