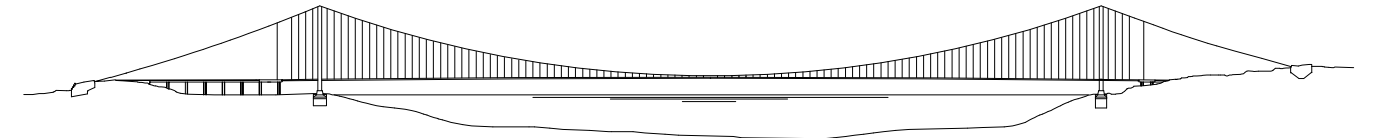


PONTE SULLO STRETTO DI MESSINA



PROGETTO DEFINITIVO

EUROLINK S.C.p.A.

IMPREGILO S.p.A. (Mandataria)
SOCIETA' ITALIANA PER CONDOTTE D'ACQUA S.p.A. (Mandante)
COOPERATIVA MURATORI E CEMENTISTI - C.M.C. di Ravenna Soc. Coop. a.r.l. (Mandante)
SACYR S.A.U. (Mandante)
ISHIKAWAJIMA - HARIMA HEAVY INDUSTRIES CO. Ltd. (Mandante)
A.C.I. S.C.P.A. - CONSORZIO STABILE (Mandante)

IL PROGETTISTA



Dott. Ing. F. Colla
Ordine Ingegneri Milano
n° 20355



Dott. Ing. E. Pagani
Ordine Ingegneri Milano
n° 15408

IL CONTRAENTE GENERALE

Project Manager
(Ing. P.P. Marcheselli)

STRETTO DI MESSINA

Direttore Generale e
RUP Validazione
(Ing. G. Fiammenghi)

STRETTO DI MESSINA

Amministratore Delegato
(Dott. P. Ciucci)

COLLEGAMENTI CALABRIA

CS0134_F0

INFRASTRUTTURE STRADALI OPERE CIVILI

DEVIAZIONE VIABILITA'

TRACCIATO STRADALE-STRADA LUNGOMARE FATA MORGANA (LITORANEA)

SEZIONI TRASVERSALI CORRENTI

CODICE

C G 0 7 0 0 P W 9 D C S C D 2 T S 0 0 0 0 0 0 0 1 F 0

SCALA:

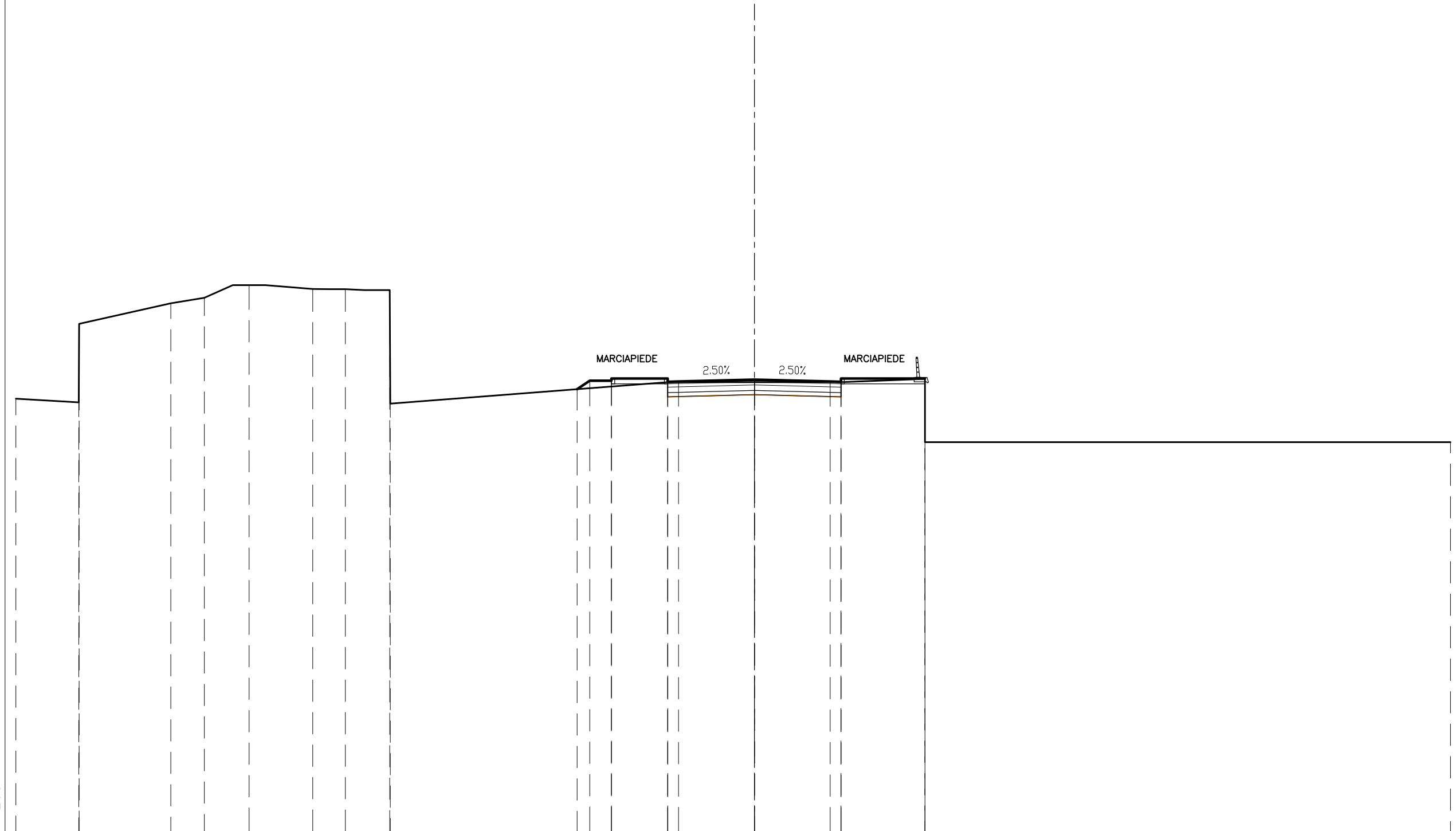
1 : 200

| REV. | DATA | DESCRIZIONE | REDATTO | VERIFICATO | APPROVATO |
|------|------------|------------------|-----------|------------|-----------|
| FO | 20/06/2011 | EMISSIONE FINALE | S.OSSESIA | F. BERTONI | F. COLLA |
| | | | | | |
| | | | | | |
| | | | | | |

STERRI E RIPORTI
 S1 5.80 mq.
 R1 0.29 mq.
 R2 0.12 mq.
 R3 0.09 mq.
 Totale R: 0.50 mq.
 USURA
 g1 8.00 ml.
 BINDER
 h1 8.00 ml.
 BASE
 i1 8.00 ml.
 MISTO CEMENTATO
 l1 8.00 ml.
 FONDAZIONE
 m1 8.00 ml.
 COMPATTAMENTO
 q1 8.00 ml.
 MARCIAPIEDE
 t1 3.87 ml.
 t2 2.60 ml.
 Totale: 6.47 ml.

SEZIONE N° W-38

PROGRESSIVA: 578.87

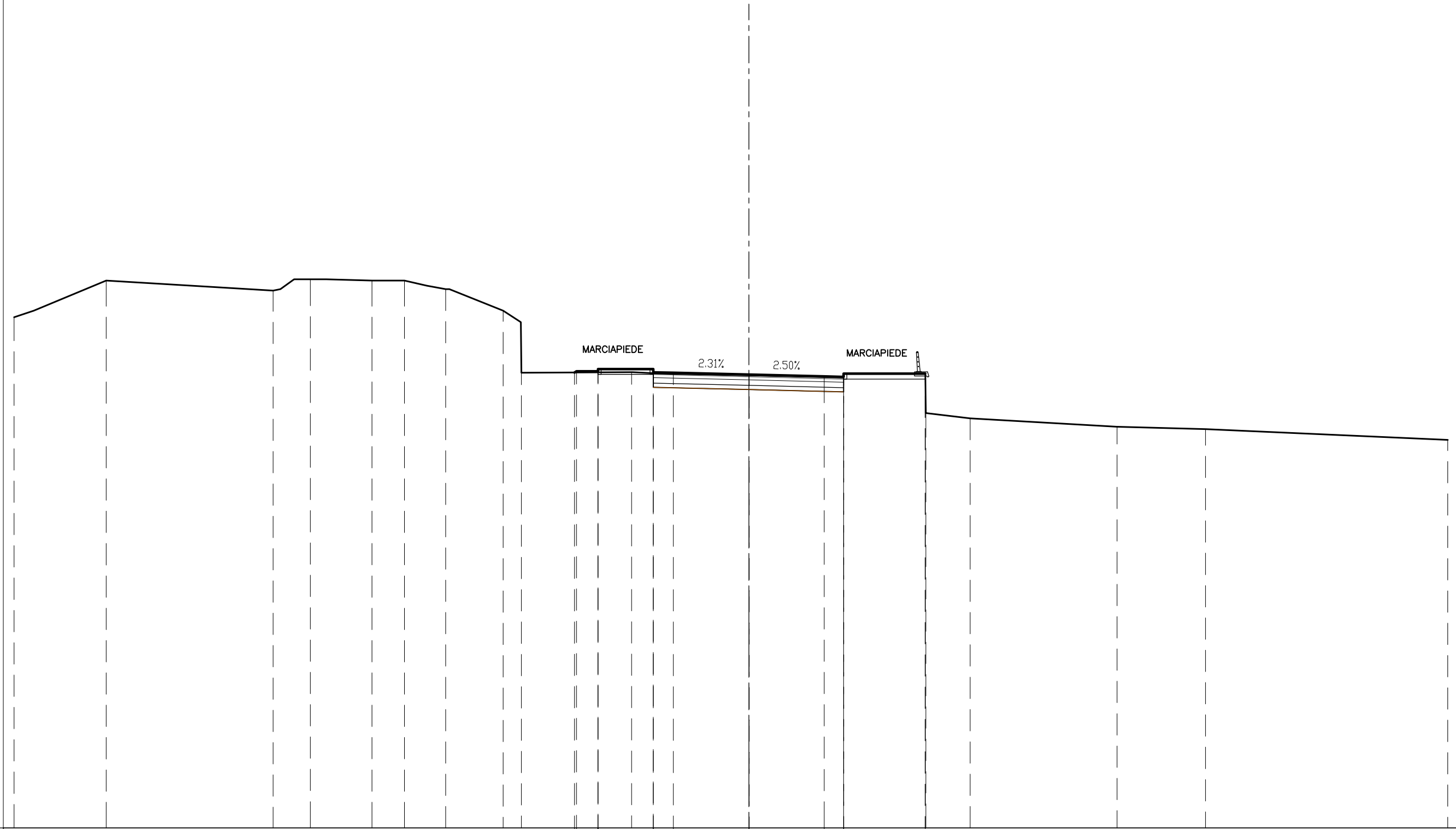


| | | | | | | | | | | | | | | | | | | | | | | | | | |
|-------------------------------|------|------|------|------|------|------|------|------|------|-------|-------|-------|-------|-------|-------|-------|------|------|------|------|------|------|------|-------|------|
| QUOTE PROGETTO | | | | | | | | | | 2.45 | 2.84 | 2.94 | 2.84 | 2.79 | 2.94 | 2.80 | 2.89 | 2.89 | 2.89 | 2.89 | 2.80 | 2.94 | 2.79 | 2.94 | |
| DISTANZE PARZIALI PROGETTO | | | | | | | | | | 0.59 | 1.00 | 2.60 | 0.50 | 3.50 | 3.50 | 0.50 | 3.87 | | | | | | | | |
| DISTANZE PROGRESSIVE PROGETTO | | | | | | | | | | -8.19 | -7.60 | -6.60 | -6.60 | -4.00 | -4.00 | -3.50 | 0.00 | 0.00 | 0.00 | 0.00 | 3.50 | 4.00 | 4.00 | 7.87 | |
| QUOTE TERRENO | 2.01 | 1.84 | 5.46 | 6.41 | 6.67 | 7.25 | 7.07 | 7.07 | 7.02 | 1.78 | | | 2.78 | | | | 2.78 | | | | | 2.93 | 0.00 | | 0.00 |
| DISTANZE PARZIALI TERRENO | 2.91 | 0.01 | 4.24 | 1.55 | 2.06 | 2.94 | 1.51 | 2.05 | 0.02 | | | | 12.81 | | | | 8.00 | | | | | 3.87 | | 24.28 | |

STERRI E RIPORTI
 S1 0.25 mq.
 S2 6.80 mq.
 Totale S: 7.05 mq.
 R1 0.05 mq.
 USURA
 g1 8.83 ml.
 BINDER
 h1 8.83 ml.
 BASE
 i1 8.83 ml.
 MISTO CEMENTATO
 l1 8.83 ml.
 FONDAZIONE
 m1 8.83 ml.
 COMPATTAMENTO
 q1 8.83 ml.
 MARCIAPIEDE
 t1 3.79 ml.
 t2 2.57 ml.
 Totale: 6.36 ml.

SEZIONE N° W-35

PROGRESSIVA: 530.80



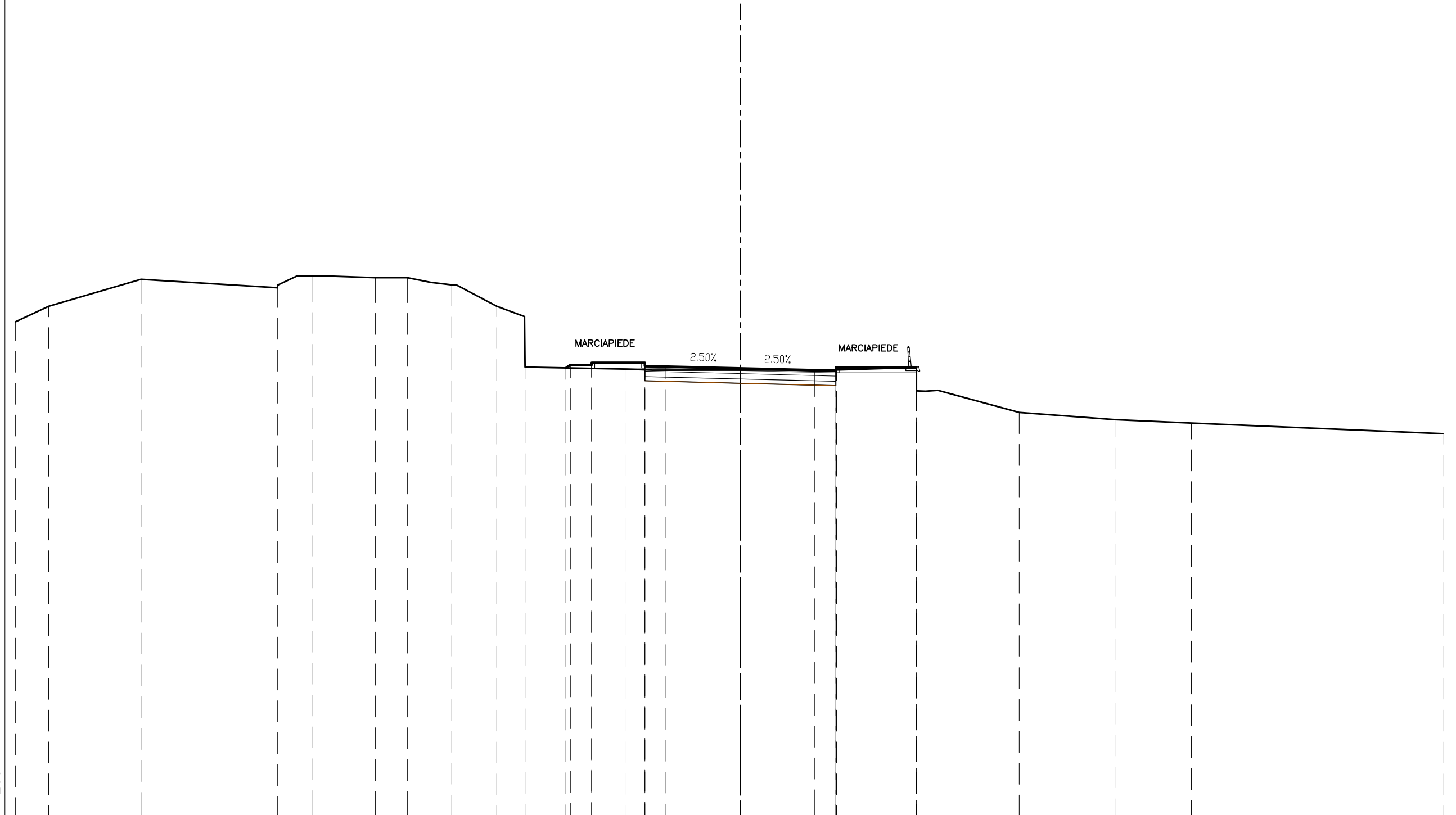
| | | | | | | | | | | | | | | | | | | | | | | | | | | | | | | | | | |
|-------------------------------|------|------|------|------|------|------|------|------|------|--|------|-------|-------|-------|-------|-------|-------|------|------|------|------|------|------|------|------|------|------|------|--|-------|------|--|------|
| | 200 | 200 | | | | | | | | | | | | 200 | 200 | | | | | | | | | | | | | | | | | | |
| QUOTE PROGETTO | | | | | | | | | | | | | 3.13 | 3.19 | 3.29 | 3.19 | 3.14 | 3.29 | 3.12 | 3.04 | 3.04 | 3.04 | 3.04 | 2.95 | 3.08 | 2.93 | 3.08 | | | | | | |
| DISTANZE PARZIALI PROGETTO | | | | | | | | | | | | | 0.09 | 1.00 | 2.57 | 0.93 | | | | 3.50 | | 3.50 | | 0.90 | 3.79 | | | | | | | | |
| DISTANZE PROGRESSIVE PROGETTO | | | | | | | | | | | | -8.09 | -7.00 | -7.00 | -4.43 | -4.43 | -3.50 | | | 0.00 | 0.00 | 0.00 | 0.00 | 3.50 | 4.40 | 4.40 | 8.19 | | | | | | |
| QUOTE TERRENO | 5.70 | 7.40 | 6.93 | 7.45 | 7.40 | 7.40 | 7.00 | 6.00 | 3.12 | | 3.15 | | | | | | | | | | | | 3.08 | 4.40 | 4.40 | 3.08 | 1.24 | 1.00 | | 0.61 | 0.50 | | 0.01 |
| DISTANZE PARZIALI TERRENO | | 4.27 | 7.75 | 1.73 | 2.86 | 1.51 | 1.91 | 2.67 | 0.84 | | 5.12 | | | | | | | | | 9.84 | | | 3.79 | 0.02 | 2.06 | 6.82 | 4.10 | | | 11.25 | | | |

STERRI E RIPORTI

| | |
|-----------------|----------|
| S1 | 6.31 mq. |
| R1 | 0.18 mq. |
| R2 | 0.11 mq. |
| R3 | 0.00 mq. |
| Totale R: | 0.29 mq. |
| USURA | |
| g1 | 8.98 ml. |
| BINDER | |
| h1 | 8.98 ml. |
| BASE | |
| i1 | 8.98 ml. |
| MISTO CEMENTATO | |
| l1 | 8.98 ml. |
| FONDAZIONE | |
| m1 | 8.98 ml. |
| COMPATTAMENTO | |
| q1 | 8.98 ml. |
| MARCIAPIEDE | |
| t1 | 3.79 ml. |
| t2 | 2.51 ml. |
| Totale: | 6.30 ml. |

SEZIONE N° W-34

PROGRESSIVA: 517.20

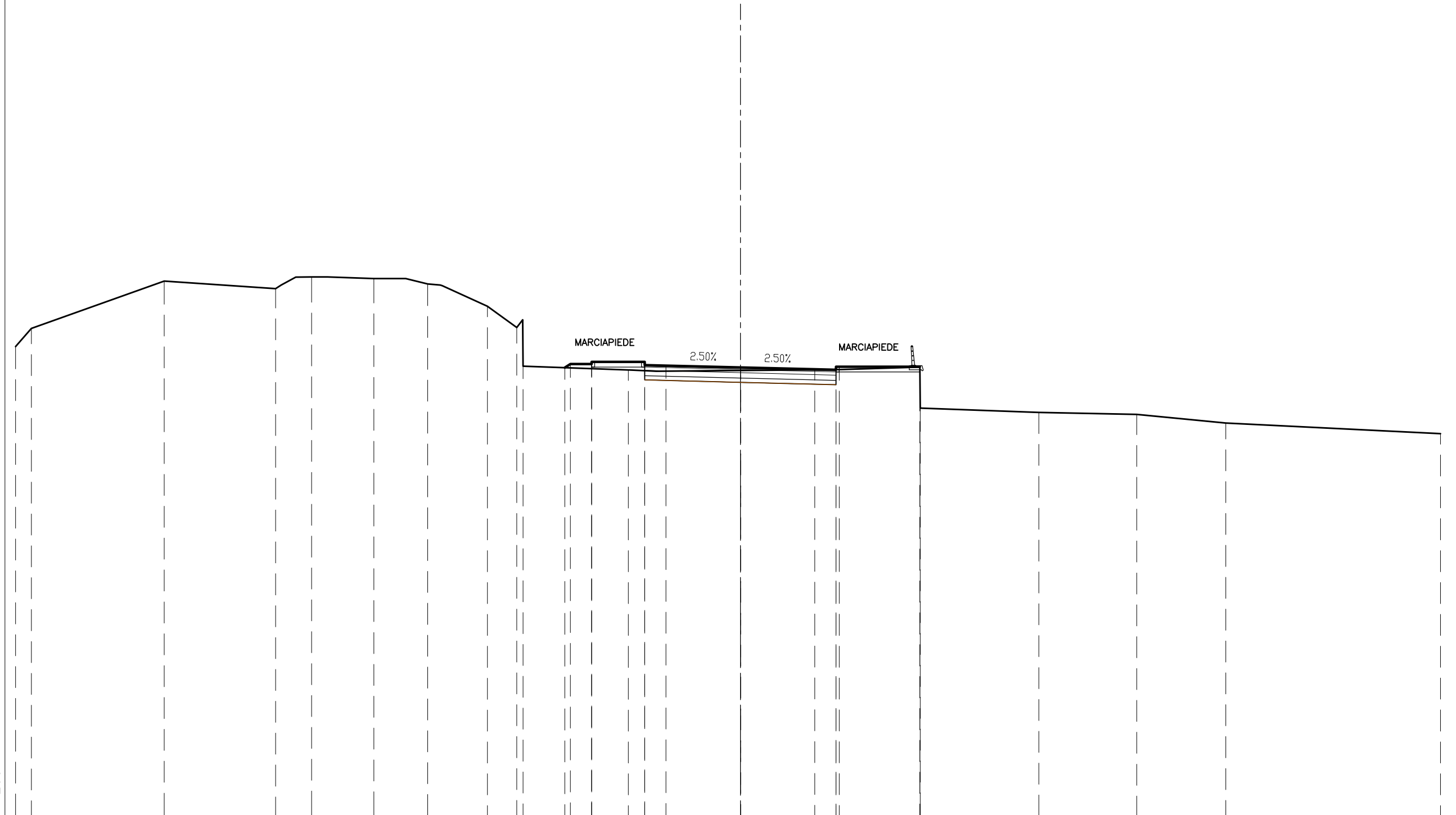


| | | | | | | | | | | | | | | | | | | | | | | | | | | | | | | |
|----------------------------------|------|------|------|------|------|------|------|------|------|------|------|------|------|------|------|------|------|------|------|------|------|------|------|------|------|------|-------|------|--|--|
| -18 | 200 | 200 | | | | | | | | | | | | | | | | | | | | | | | | | | | | |
| 200 | | | | | | | | | | | | | | | | | | | | | | | | | | | | | | |
| QUOTE PROGETTO | | | | | | | | | | | | | | | | | | | | | | | | | | | | | | |
| Distanze Parziali PROGETTO | | | | | | | | | | | | | | | | | | | | | | | | | | | | | | |
| Distanze Progressive PROGETTO | | | | | | | | | | | | | | | | | | | | | | | | | | | | | | |
| QUOTE TERRENO | 5.27 | 6.00 | 7.26 | 6.87 | 7.42 | 7.34 | 7.34 | 7.00 | 6.00 | 3.14 | 3.10 | 3.24 | 3.19 | 3.34 | 3.24 | 3.19 | 3.34 | 3.16 | 3.08 | 3.08 | 3.08 | 3.08 | 2.99 | 3.11 | 2.96 | 3.11 | | | | |
| Distanze Parziali TERRENO | 1.56 | 4.34 | 6.41 | 1.67 | 2.95 | 1.50 | 2.09 | 2.12 | 1.33 | 4.71 | 3.04 | 3.50 | 3.50 | 0.99 | 3.79 | | | 3.50 | 4.49 | 4.49 | 8.28 | | | 1.00 | 0.66 | 0.50 | 11.83 | 0.01 | | |

STERRI E RIPORTI
 S1 0.00 mq.
 S2 5.60 mq.
 Totale S: 5.60 mq.
 R1 0.50 mq.
 USURA
 g1 9.00 ml.
 BINDER
 h1 9.00 ml.
 BASE
 i1 9.00 ml.
 MISTO CEMENTATO
 l1 9.00 ml.
 FONDAZIONE
 m1 9.00 ml.
 COMPATTAMENTO
 q1 9.00 ml.
 MARCIAPIEDE
 t1 3.94 ml.
 t2 2.50 ml.
 Totale: 6.44 ml.

SEZIONE N° W-33

PROGRESSIVA: 503.20




-18
 200 200

| | | | | | | | | | | | | | | | | | | | | | | | | | | |
|-------------------------------|------|------|------|------|------|------|------|------|------|-------|-------|-------|-------|-------|-------|------|------|------|------|------|------|------|------|-------|------|------|
| QUOTE PROGETTO | | | | | | | | | | 3.11 | 3.28 | 3.38 | 3.28 | 3.23 | 3.38 | 3.21 | | 3.12 | 3.12 | 3.12 | 3.12 | 3.03 | 3.16 | 3.01 | | 3.16 |
| DISTANZE PARZIALI PROGETTO | | | | | | | | | | 0.26 | 1.00 | 2.50 | 1.00 | 3.50 | 3.50 | 1.00 | 3.94 | | | | | | | | | |
| DISTANZE PROGRESSIVE PROGETTO | | | | | | | | | | -8.26 | -7.00 | -7.00 | -4.50 | -4.50 | -3.50 | 0.00 | 0.00 | 0.00 | 0.00 | 3.50 | 4.50 | 4.50 | 8.44 | | | |
| QUOTE TERRENO | 4.10 | 4.95 | 7.18 | 6.82 | 7.37 | 7.30 | 7.05 | 6.00 | 5.00 | 3.18 | | | 3.00 | | | | | | | 3.01 | 3.13 | 1.20 | 1.00 | 0.91 | 0.50 | 0.01 |
| DISTANZE PARZIALI TERRENO | 0.75 | 6.24 | 5.24 | 1.70 | 2.92 | 2.54 | 2.81 | 1.38 | 0.30 | 4.95 | | | | | | 9.92 | | | 3.79 | 0.02 | 5.58 | 4.60 | 4.20 | 10.10 | | |

STERRI E RIPORTI
 S1 5.71 mq.
 R1 3.40 mq.
 USURA
 g1 9.00 ml.
 BINDER
 h1 9.00 ml.
 BASE
 i1 9.00 ml.
 MISTO CEMENTATO
 l1 9.00 ml.
 FONDAZIONE
 m1 9.00 ml.
 COMPATTAMENTO
 q1 9.00 ml.
 MARCIAPIEDE
 t1 4.31 ml.
 t2 2.50 ml.
 Totale: 6.81 ml.

SEZIONE N° W-31

PROGRESSIVA: 470.01

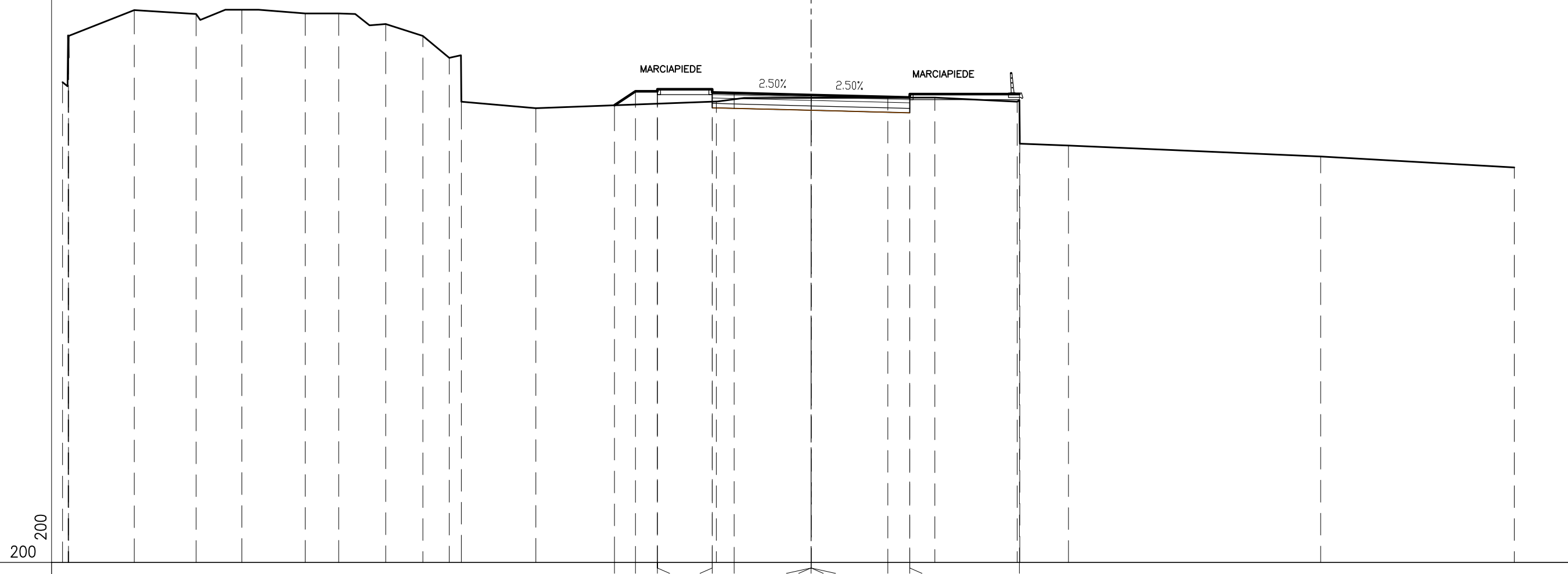


| | | | | | | | | | | | | | | | | | | | | | | | | | | | | | | | | | | | |
|-------------------------------|------|------|------|------|------|------|------|------|------|------|------|-------|-------|-------|-------|-------|-------|------|------|-------|------|------|------|------|------|------|------|------|------|------|-------|--|------|--|--|
| QUOTE PROGETTO | | | | | | | | | | | | 2.68 | 3.38 | 3.48 | 3.38 | 3.33 | 3.48 | 3.31 | | | 3.22 | 3.22 | 3.22 | 3.22 | | 3.13 | 3.26 | 3.11 | | 3.26 | | | | | |
| DISTANZE PARZIALI PROGETTO | | | | | | | | | | | | 1.05 | 1.00 | 2.50 | 1.00 | 3.50 | 3.50 | 1.00 | 4.31 | | | | | | | | | | | | | | | | |
| DISTANZE PROGRESSIVE PROGETTO | | | | | | | | | | | | -9.05 | -8.00 | -7.00 | -4.50 | -4.50 | -3.50 | 0.00 | 0.00 | 0.00 | 0.00 | 3.50 | 4.50 | 4.50 | 8.81 | | | | | | | | | | |
| QUOTE TERRENO | 3.99 | 5.00 | 6.13 | 7.24 | 7.00 | 7.34 | 7.15 | 7.15 | 6.80 | 6.00 | 5.00 | 2.96 | | 2.43 | 3.13 | | | | | | 3.06 | | | 3.18 | 1.48 | 1.00 | | 0.96 | 0.50 | | | | 0.01 | | |
| DISTANZE PARZIALI TERRENO | 1.72 | 0.19 | 0.02 | 4.29 | 3.92 | 1.86 | 2.93 | 1.51 | 1.83 | 1.29 | 0.79 | 1.31 | | 6.56 | 1.09 | | | | | 10.00 | | | | 3.60 | 0.02 | 3.10 | | 6.38 | 4.19 | | 10.68 | | | | |

- STERRI E RIPORTI
S1 5.14 mq.
R1 1.78 mq.
USURA
g1 9.00 ml.
BINDER
h1 9.00 ml.
BASE
i1 9.00 ml.
MISTO CEMENTATO
l1 9.00 ml.
FONDAZIONE
m1 9.00 ml.
COMPATTAMENTO
q1 9.00 ml.
MARCIAPIEDE
t1 4.99 ml.
t2 2.50 ml.
Totale: 7.49 ml.

SEZIONE N° W-29

PROGRESSIVA: 439.98




| | | | | | | | | | | | | | | | | | | | | | | | | | | | | | |
|----------------------------------|------|------|------|------|------|------|------|------|------|------|-------|-------|-------|-------|-------|-------|------|------|-------|------|------|------|------|------|------|--|--|--|--|
| QUOTE PROGETTO | | | | | | | | | | | 2.84 | 3.47 | 3.57 | 3.47 | 3.42 | 3.57 | 3.40 | 3.31 | 3.31 | 3.31 | 3.31 | 3.22 | 3.35 | 3.20 | 3.35 | | | | |
| DISTANZE PARZIALI PROGETTO | | | | | | | | | | | 0.95 | 1.00 | 2.50 | 1.00 | 3.50 | 3.50 | 1.00 | 4.99 | | | | | | | | | | | |
| DISTANZE PROGRESSIVE PROGETTO | | | | | | | | | | | -8.95 | -8.00 | -7.00 | -4.50 | -4.50 | -3.50 | 0.00 | 0.00 | 0.00 | 0.00 | 3.50 | 4.50 | 4.50 | 9.49 | | | | | |
| QUOTE TERRENO | 3.89 | 6.02 | 5.00 | 6.00 | 7.17 | 7.00 | 7.19 | 7.02 | 7.02 | 6.54 | 6.00 | 5.00 | 3.00 | 2.71 | 3.00 | 3.00 | 3.00 | 3.19 | 3.00 | 1.00 | 0.50 | 0.01 | | | | | | | |
| DISTANZE PARZIALI TERRENO | 0.25 | 0.02 | 0.01 | 2.99 | 2.82 | 2.08 | 2.89 | 1.52 | 2.14 | 1.69 | 1.21 | 0.55 | 3.39 | 8.23 | 9.95 | 3.76 | 0.11 | 2.22 | 11.49 | 8.83 | | | | | | | | | |

STERRI E RIPORTI
 S1 0.00 mq.
 S2 4.98 mq.
 Totale S: 4.98 mq.
 R1 4.01 mq.
 USURA
 g1 9.00 ml.
 BINDER
 h1 9.00 ml.
 BASE
 i1 9.00 ml.
 MISTO CEMENTATO
 l1 9.00 ml.
 FONDAZIONE
 m1 9.00 ml.
 COMPATTAMENTO
 q1 9.00 ml.
 MARCIAPIEDE
 t1 5.02 ml.
 t2 2.50 ml.
 Totale: 7.52 ml.

SEZIONE N° W-28

PROGRESSIVA: 424.98

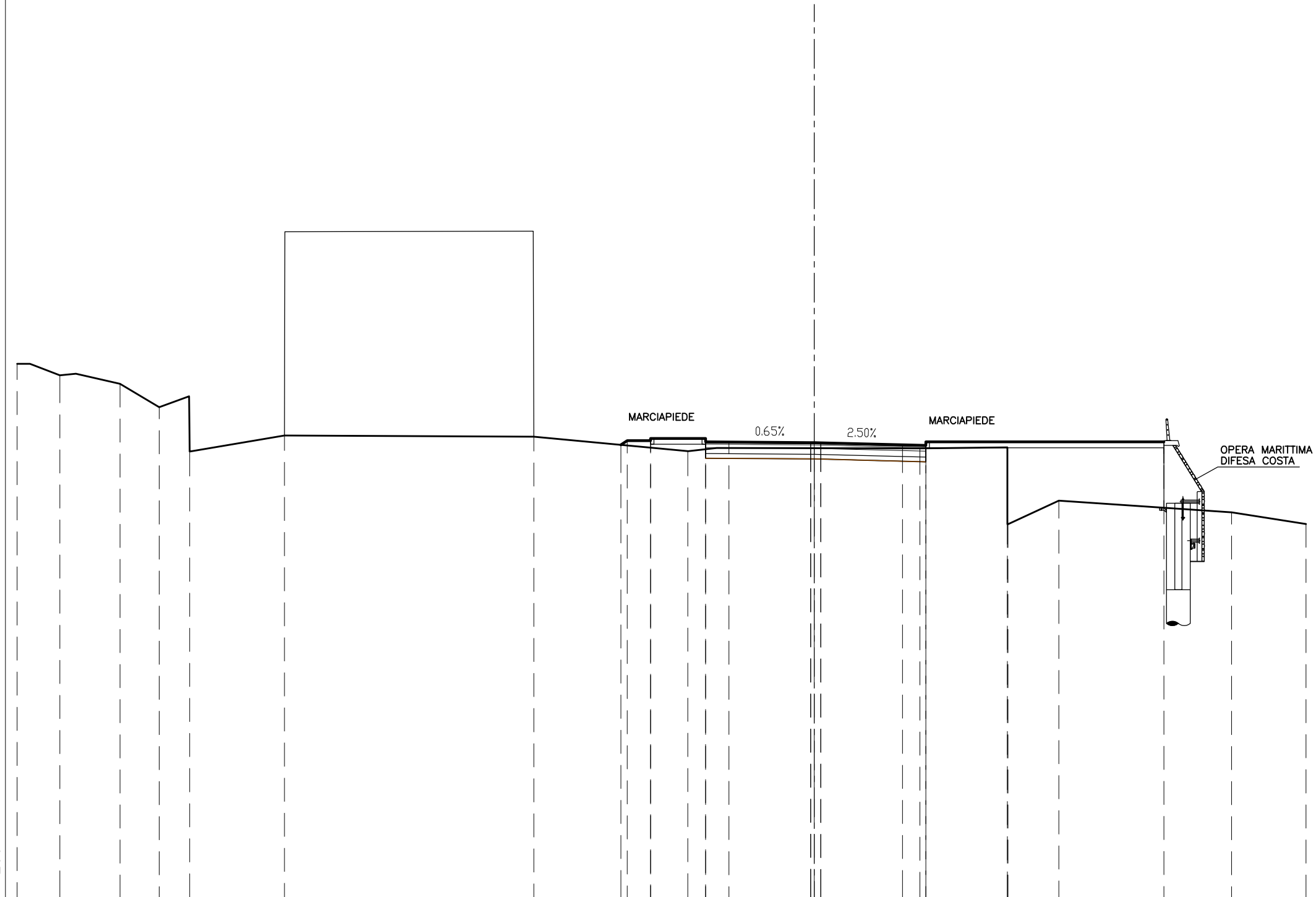


| | | | | | | | | | | | | | | | | | | | | | | | | | | | | | |
|-------------------------------|------|------|------|------|------|------|------|------|------|------|-------|-------|-------|-------|-------|-------|------|------|------|------|------|------|------|------|------|------|------|------|------|
| QUOTE PROGETTO | | | | | | | | | | | 2.32 | 3.52 | 3.62 | 3.52 | 3.47 | 3.62 | 3.44 | | | 3.35 | 3.35 | 3.35 | 3.35 | | 3.27 | 3.39 | 3.24 | | 3.39 |
| DISTANZE PARZIALI PROGETTO | | | | | | | | | | | 1.79 | 1.00 | 2.50 | | 1.00 | | 3.50 | | 3.50 | | 1.00 | | 5.02 | | | | | | |
| DISTANZE PROGRESSIVE PROGETTO | | | | | | | | | | | -9.79 | -8.00 | -7.00 | -4.50 | -4.50 | -3.50 | | 0.00 | 0.00 | 0.00 | 0.00 | 3.50 | 4.50 | 4.50 | | 9.52 | | | |
| QUOTE TERRENO | 6.46 | 6.73 | 7.10 | 6.98 | 6.98 | 6.33 | 6.00 | 5.00 | 2.88 | | 2.35 | 2.30 | | | 3.01 | | | | | | | | | 3.22 | 3.24 | 0.00 | 1.00 | 0.50 | 0.01 |
| DISTANZE PARZIALI TERRENO | | 3.66 | 1.88 | 2.94 | 1.53 | 2.24 | 1.86 | 1.11 | 0.63 | 5.84 | | 4.74 | 3.65 | | | | 9.82 | | | | | | | 3.72 | 0.02 | 0.32 | 2.83 | 9.24 | 2.53 |

STERRI E RIPORTI
 S1 0.07 mq.
 S2 4.18 mq.
 S3 0.28 mq.
 Totale S: 4.53 mq.
 R1 0.76 mq.
 R2 0.08 mq.
 R3 0.03 mq.
 R4 16.97 mq.
 Totale R: 17.84 mq.
 USURA
 g1 9.43 ml.
 BINDER
 h1 9.43 ml.
 BASE
 i1 9.43 ml.
 MISTO CEMENTATO
 l1 9.43 ml.
 FONDAZIONE
 m1 9.43 ml.
 COMPATTAMENTO
 q1 9.43 ml.
 MARCIAPIEDE
 t1 10.18 ml.
 t2 2.35 ml.
 Totale: 12.53 ml.

SEZIONE N° W-26

PROGRESSIVA: 380.80

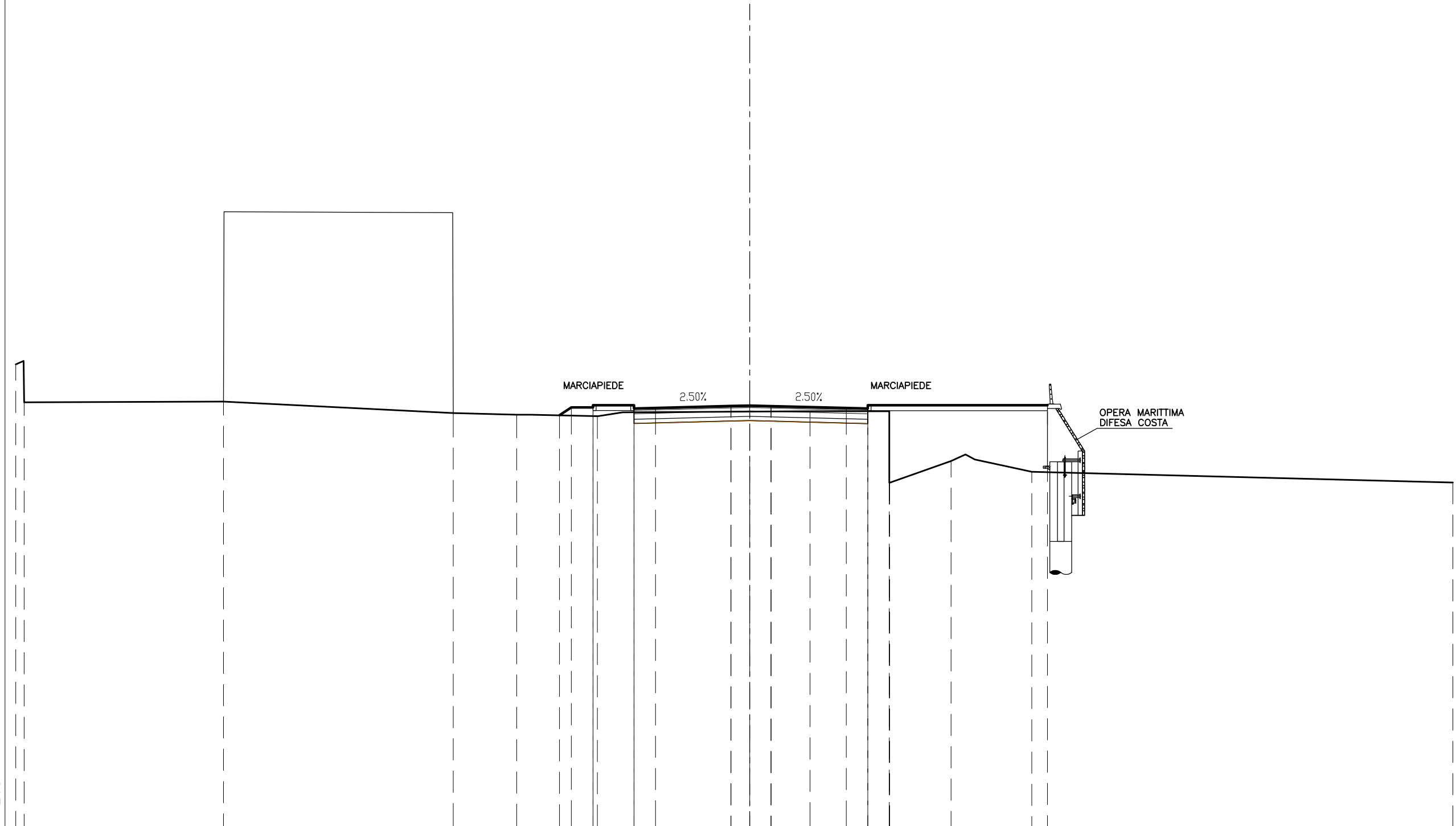


| | | | | | | | | | | | | | | | | | | | |
|-------------------------------|------|------|------|------|------|-------|------|------|------|------|------|------|------|------|------|------|------|------|------|
| QUOTE PROGETTO | | | | | | | | | | | | | | | | | | | |
| DISTANZE PARZIALI PROGETTO | | | | | | | | | | | | | | | | | | | |
| DISTANZE PROGRESSIVE PROGETTO | | | | | | | | | | | | | | | | | | | |
| QUOTE TERRENO | 6.85 | 6.36 | 6.00 | 5.00 | 3.11 | 3.79 | 3.74 | 3.12 | 3.51 | 3.50 | 3.49 | 3.49 | 3.49 | 3.48 | 3.39 | 3.52 | 3.52 | 0.50 | 0.01 |
| DISTANZE PARZIALI TERRENO | 1.83 | 2.58 | 1.67 | 1.30 | 4.06 | 10.66 | 6.59 | 9.93 | 3.75 | 2.20 | 7.39 | 3.19 | | | | | | | |

STERRI E RIPORTI
 S1 0.19 mq.
 S2 4.37 mq.
 S3 0.68 mq.
 Totale S: 5.24 mq.
 R1 0.77 mq.
 R2 0.03 mq.
 R3 0.01 mq.
 R4 19.41 mq.
 Totale R: 20.22 mq.
 USURA
 g1 10.86 ml.
 BINDER
 h1 10.86 ml.
 BASE
 i1 10.86 ml.
 MISTO CEMENTATO
 l1 10.86 ml.
 FONDAZIONE
 m1 10.86 ml.
 COMPATTAMENTO
 q1 10.86 ml.
 MARCIAPIEDE
 t1 8.35 ml.
 t2 1.91 ml.
 Totale: 10.26 ml.

SEZIONE N° W-24

PROGRESSIVA: 349.31



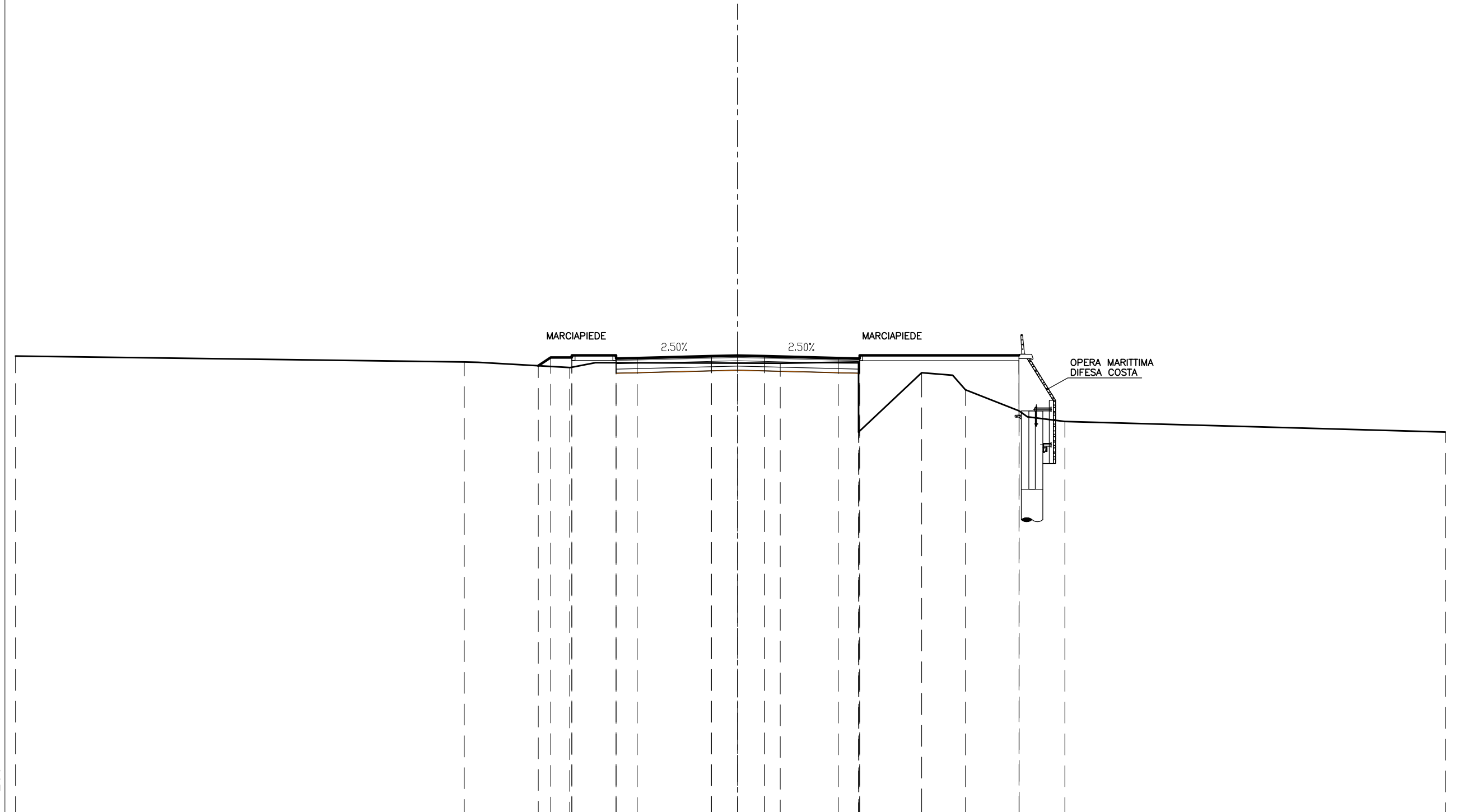
-16
 200
 200

| | | | | | | | | | | | | | | | | | | | | | | |
|-------------------------------|------|------|------|------|-------|-------|-------|-------|-------|-------|-------|-------|--|------|------|------|------|------|------|------|-------|------|
| QUOTE PROGETTO | | | | | | 3.13 | 3.50 | 3.60 | 3.50 | 3.45 | 3.60 | 3.47 | | | | | | | | 3.59 | | |
| DISTANZE PARZIALI PROGETTO | | | | | | 0.55 | 1.00 | 1.91 | 1.00 | | | 3.50 | | | | | | | | 8.35 | | |
| DISTANZE PROGRESSIVE PROGETTO | | | | | | -8.83 | -8.28 | -7.28 | -7.28 | -5.37 | -5.37 | -4.37 | | | | | | | | | 13.84 | |
| QUOTE TERRENO | 5.49 | 3.73 | | 3.76 | | 3.23 | 3.16 | 3.09 | | | | | | 3.31 | | 0.00 | 3.32 | 0.00 | 1.00 | 0.50 | | 0.01 |
| DISTANZE PARZIALI TERRENO | 0.39 | | 9.26 | | 10.68 | | 2.94 | 3.75 | | | | 9.88 | | | 3.69 | 2.87 | 3.75 | | | | 19.57 | |

STERRI E RIPORTI
 S1 0.18 mq.
 S2 4.19 mq.
 S3 0.35 mq.
 S4 0.12 mq.
 Totale S: 4.84 mq.
 R1 0.88 mq.
 R2 0.04 mq.
 R3 12.20 mq.
 Totale R: 13.12 mq.
 USURA
 g1 11.50 ml.
 BINDER
 h1 11.50 ml.
 BASE
 i1 11.50 ml.
 MISTO CEMENTATO
 l1 11.50 ml.
 FONDAZIONE
 m1 11.50 ml.
 COMPATTAMENTO
 q1 11.50 ml.
 MARCIAPIEDE
 t1 7.54 ml.
 t2 2.09 ml.
 Totale: 9.63 ml.

SEZIONE N° W-23

PROGRESSIVA: 335.80



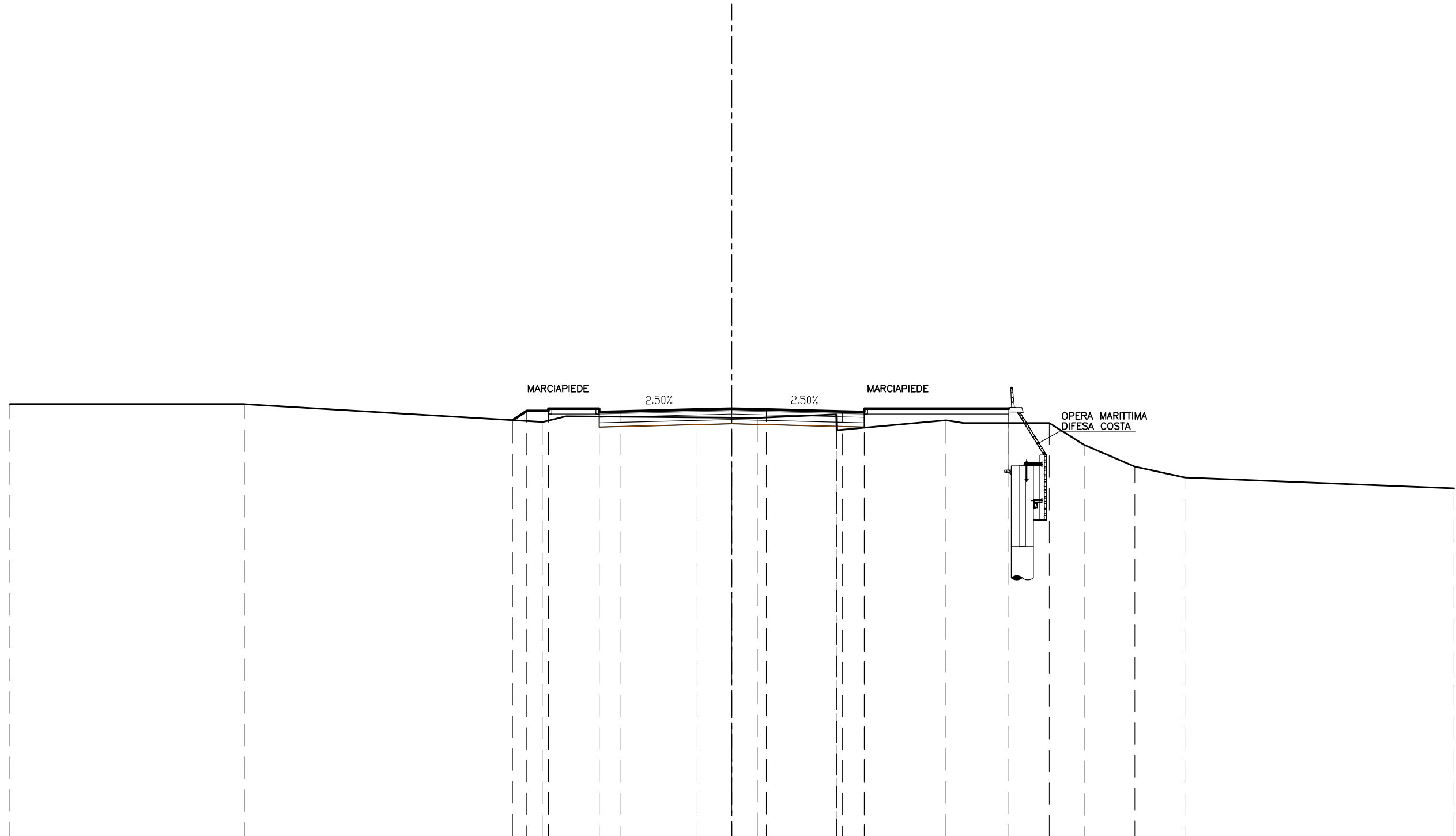
-18
 200
 200

| | | | | | | | | | | | | | | | | | | | | | | |
|-------------------------------|------|-------|------|-------|-------|-------|-------|-------|-------|------|------|------|------|------|-------|------|------|------|------|--|-------|------|
| QUOTE PROGETTO | | | | 3.14 | 3.53 | 3.63 | 3.53 | 3.48 | 3.63 | 3.50 | | 3.59 | 3.59 | 3.62 | 3.59 | 3.59 | 3.50 | 3.63 | 3.48 | | 3.63 | |
| DISTANZE PARZIALI PROGETTO | | | | 0.58 | 1.00 | 2.09 | 1.00 | 3.51 | 1.22 | 1.27 | 3.50 | 1.00 | 7.54 | | | | | | | | | |
| DISTANZE PROGRESSIVE PROGETTO | | | | -9.40 | -8.82 | -7.82 | -5.73 | -4.73 | -1.22 | 0.00 | 1.27 | 4.77 | 5.77 | 5.77 | 13.31 | | | | | | | |
| QUOTE TERRENO | 3.59 | | 3.31 | 3.05 | | | | | | 3.25 | | 0.00 | 3.31 | 0.00 | 2.81 | 2.00 | 1.00 | 0.50 | | | | 0.01 |
| DISTANZE PARZIALI TERRENO | | 21.20 | | 4.98 | | | | 9.95 | | | 3.69 | 2.99 | 2.06 | 2.54 | 2.17 | | | | | | 17.97 | |

STERRI E RIPORTI
 S1 0.18 mq.
 S2 3.61 mq.
 S3 0.44 mq.
 Totale S: 4.23 mq.
 R1 0.56 mq.
 R2 0.39 mq.
 R3 0.11 mq.
 R4 2.85 mq.
 Totale R: 3.91 mq.
 USURA
 g1 12.18 ml.
 BINDER
 h1 12.18 ml.
 BASE
 i1 12.18 ml.
 MISTO CEMENTATO
 l1 12.18 ml.
 FONDAZIONE
 m1 12.18 ml.
 COMPATTAMENTO
 q1 12.18 ml.
 MARCIAPIEDE
 t1 6.63 ml.
 t2 2.32 ml.
 Totale: 8.95 ml.

SEZIONE N° W-22

PROGRESSIVA: 320.80

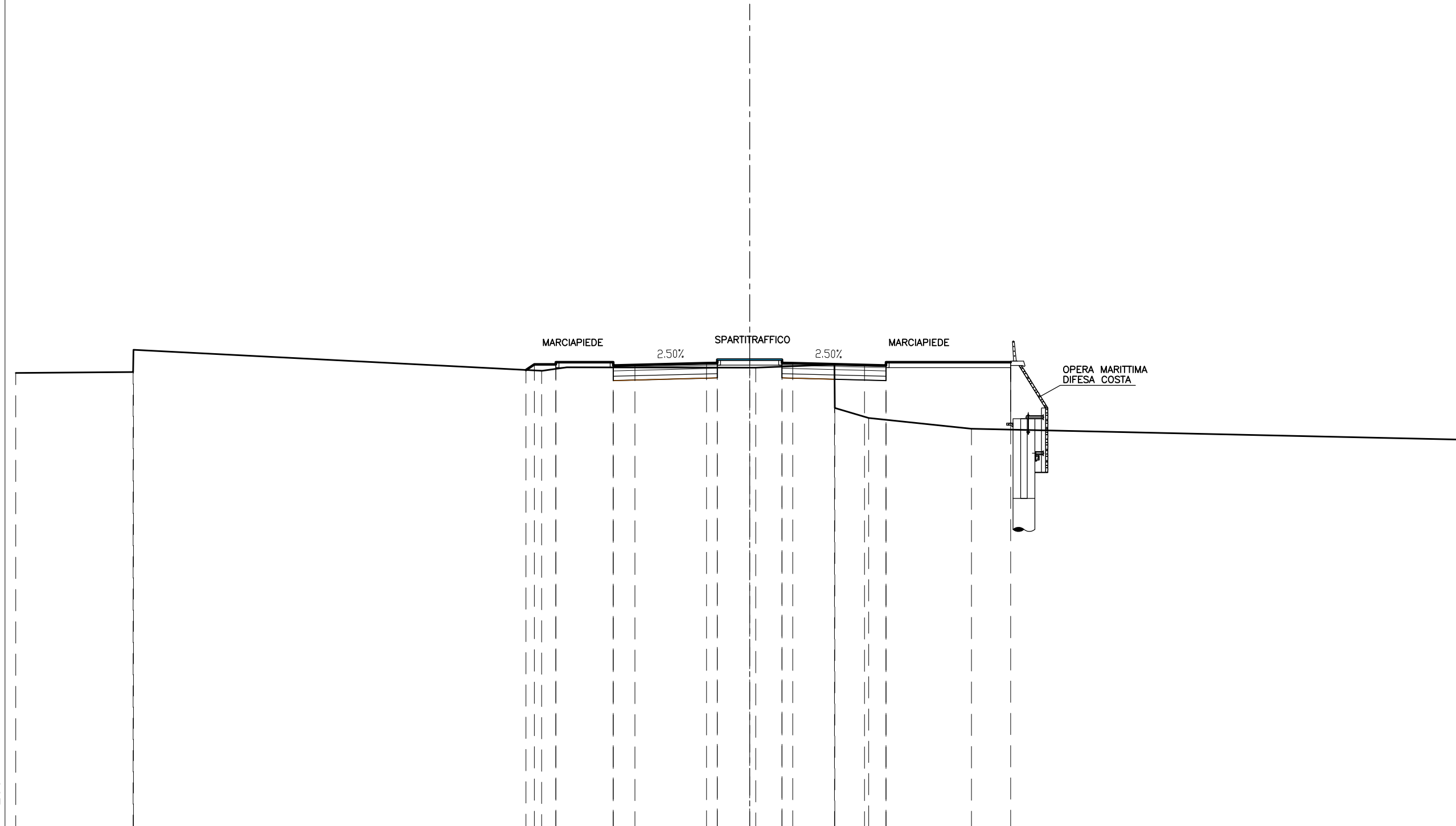


| | | | | | | | | | | | | | | | | | | | | | | | | |
|----------------------------------|------|-------|--|--------|-------|-------|-------|-------|-------|-------|------|-------|-------|------|------|------|------|------|------|-------|------|------|-------|--|
| -16 | 200 | | | | | | | | | | | | | | | | | | | | | | | |
| QUOTE PROGETTO | | | | 3.13 | 3.56 | | | | | | 3.63 | 3.63 | 3.67 | | 3.63 | 3.63 | 3.54 | 3.66 | 3.51 | 3.66 | | | | |
| DISTANZE PARZIALI PROGETTO | | | | 0.65 | 1.00 | | | 2.32 | 1.01 | 3.50 | 1.58 | 1.58 | 3.50 | 1.01 | 6.63 | | | | | | | | | |
| DISTANZE PROGRESSIVE PROGETTO | | | | -10.06 | -9.41 | -8.41 | -8.41 | -6.09 | -6.09 | -5.08 | | -1.58 | -1.58 | 0.00 | 1.58 | 1.58 | 5.08 | 6.09 | 6.09 | 12.72 | | | | |
| QUOTE TERRENO | 3.87 | | | 3.87 | | 3.05 | | | | | | 3.24 | | 3.40 | 2.67 | | 3.13 | | 3.00 | 2.00 | 1.00 | 0.50 | 0.01 | |
| DISTANZE PARZIALI TERRENO | | 10.76 | | | 13.67 | | | | | 9.87 | | | 3.62 | 0.02 | 5.02 | | 4.75 | 1.59 | 2.34 | 2.29 | | | 12.35 | |

STERRI E RIPORTI
 S1 0.02 mq.
 S2 0.14 mq.
 S3 4.87 mq.
 S4 0.57 mq.
 Totale S: 5.60 mq.
 R1 0.34 mq.
 R2 1.24 mq.
 R3 18.31 mq.
 Totale R: 19.89 mq.
 USURA
 g1 4.83 ml.
 g2 4.83 ml.
 Totale: 9.66 ml.
 BINDER
 h1 4.83 ml.
 h2 4.83 ml.
 Totale: 9.66 ml.
 BASE
 i1 4.83 ml.
 i2 4.83 ml.
 Totale: 9.66 ml.
 MISTO CEMENTATO
 l1 4.83 ml.
 l2 4.83 ml.
 Totale: 9.66 ml.
 FONDAZIONE
 m1 4.83 ml.
 m2 4.83 ml.
 Totale: 9.66 ml.
 COMPATTAMENTO
 q1 2.45 ml.
 q2 4.83 ml.
 Totale: 7.28 ml.
 MARCIAPIEDE
 t1 5.80 ml.
 t2 2.68 ml.
 Totale: 8.48 ml.
 SPARTITRAFFICO
 u1 3.00 ml.

SEZIONE N° W-21

PROGRESSIVA: 305.80

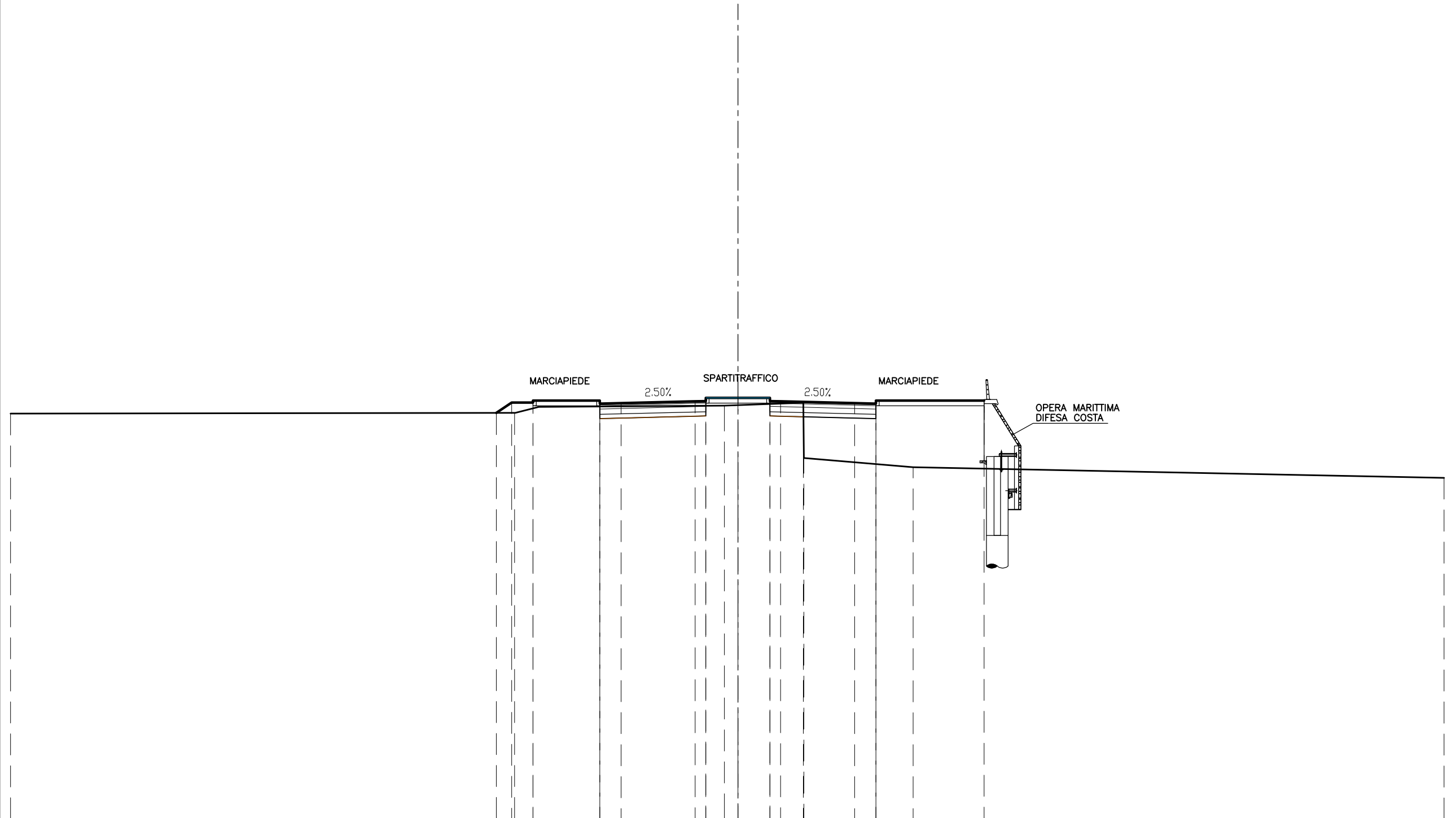


| | | | | | | | | | | | | | | | | | | | | |
|-------------------------------|------|------|-------|--------|-------|-------|-------|-------|-------|------|------|------|-------|------|-------|------|------|------|--|------|
| QUOTE PROGETTO | | | | 3.23 | 3.49 | 3.49 | 3.44 | 3.59 | 3.47 | | 3.55 | 3.71 | 3.56 | 3.71 | 3.55 | 3.47 | 3.59 | 3.44 | | 3.59 |
| DISTANZE PARZIALI PROGETTO | | | | 0.38 | 1.00 | 2.68 | 1.00 | 3.33 | 0.50 | 1.50 | 1.50 | 0.50 | 3.33 | 1.00 | 5.80 | | | | | |
| DISTANZE PROGRESSIVE PROGETTO | | | | -10.39 | -9.01 | -6.33 | -5.33 | -2.00 | -1.50 | 0.00 | 1.50 | 2.00 | 5.33 | 6.33 | 12.13 | | | | | |
| QUOTE TERRENO | 3.09 | 3.14 | 4.17 | 3.19 | | | | 3.34 | | | 3.48 | 1.47 | 1.00 | | 0.50 | | | | | 0.01 |
| DISTANZE PARZIALI TERRENO | 5.45 | 0.02 | 18.96 | | | 9.96 | | 3.65 | 0.02 | 1.57 | 4.78 | | 22.53 | | | | | | | |

STERRI E RIPORTI
 S1 4.44 mq.
 S2 0.64 mq.
 Totale S: 5.08 mq.
 R1 0.63 mq.
 R2 0.07 mq.
 R3 0.00 mq.
 R4 1.69 mq.
 R5 19.77 mq.
 Totale R: 22.16 mq.
 USURA
 g1 4.97 ml.
 g2 4.97 ml.
 Totale: 9.94 ml.
 BINDER
 h1 4.97 ml.
 h2 4.97 ml.
 Totale: 9.94 ml.
 BASE
 i1 4.97 ml.
 i2 4.97 ml.
 Totale: 9.94 ml.
 MISTO CEMENTATO
 l1 4.97 ml.
 l2 4.97 ml.
 Totale: 9.94 ml.
 FONDAZIONE
 m1 4.97 ml.
 m2 4.97 ml.
 Totale: 9.94 ml.
 COMPATTAMENTO
 q1 1.58 ml.
 q2 4.97 ml.
 Totale: 6.55 ml.
 MARCIAPIEDE
 t1 5.07 ml.
 t2 3.13 ml.
 Totale: 8.20 ml.
 SPARTITRAFFICO
 u1 3.00 ml.

SEZIONE N° W-20

PROGRESSIVA: 290.80

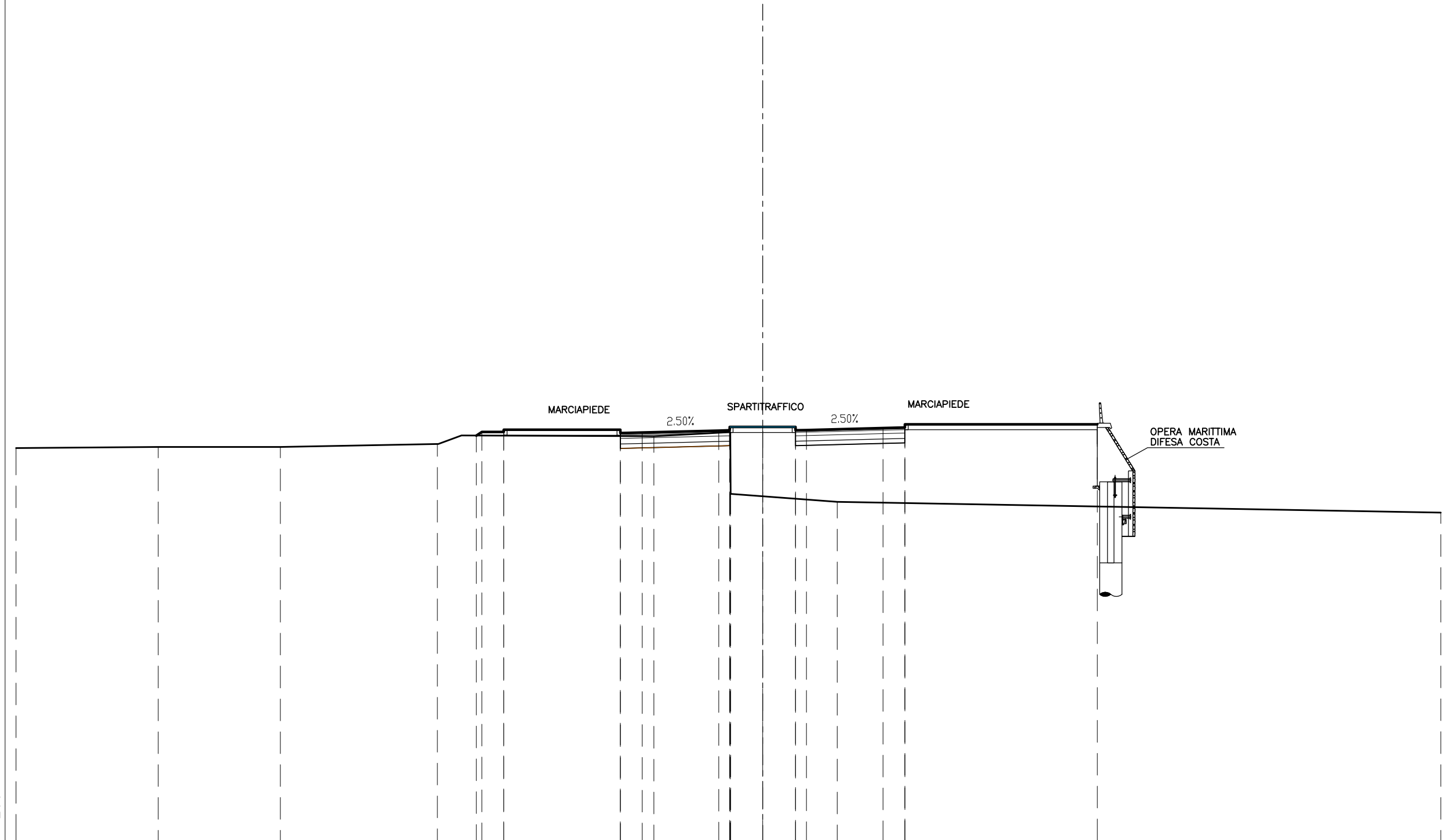


| | | | | | | | | | | | | | | | | | | | |
|-------------------------------|-------|--------|--------|-------|-------|-------|-------|-------|-------|-------|-------|------|-------|------|------|------|------|------|-------|
| QUOTE PROGETTO | | 3.05 | 3.53 | 3.63 | 3.53 | 3.48 | 3.63 | 3.51 | 3.59 | 3.76 | 3.61 | 3.76 | 3.61 | 3.76 | 3.59 | 3.51 | 3.63 | 3.48 | 3.63 |
| DISTANZE PARZIALI PROGETTO | | 0.72 | 1.00 | 3.13 | 1.00 | 3.47 | 0.50 | 1.50 | 1.50 | 0.50 | 3.47 | 1.00 | 5.07 | | | | | | |
| DISTANZE PROGRESSIVE PROGETTO | | -11.32 | -10.60 | -9.60 | -9.60 | -6.47 | -6.47 | -5.47 | -2.00 | -1.50 | -1.50 | 0.00 | 1.50 | 1.50 | 2.00 | 5.47 | 6.47 | 6.47 | 11.54 |
| QUOTE TERRENO | 3.02 | 3.05 | | | | | | | 3.39 | | | 3.53 | 0.93 | | 0.50 | | | | 0.01 |
| DISTANZE PARZIALI TERRENO | 23.63 | | | | 9.84 | | | | 3.70 | 0.02 | 5.12 | | 24.90 | | | | | | |

STERRI E RIPORTI
 S1 0.00 mq.
 S2 2.22 mq.
 S3 0.60 mq.
 Totale S: 2.82 mq.
 R1 0.37 mq.
 R2 3.89 mq.
 R3 46.11 mq.
 Totale R: 50.37 mq.
 USURA
 g1 5.00 ml.
 g2 5.00 ml.
 Totale: 10.00 ml.
 BINDER
 h1 5.00 ml.
 h2 5.00 ml.
 Totale: 10.00 ml.
 BASE
 i1 5.00 ml.
 i2 5.00 ml.
 Totale: 10.00 ml.
 MISTO CEMENTATO
 l1 5.00 ml.
 l2 5.00 ml.
 Totale: 10.00 ml.
 FONDAZIONE
 m1 5.00 ml.
 m2 5.00 ml.
 Totale: 10.00 ml.
 COMPATTAMENTO
 q1 5.00 ml.
 MARCIAPIEDE
 t1 8.78 ml.
 t2 5.33 ml.
 Totale: 14.11 ml.
 SPARTITRAFFICO
 u1 3.00 ml.

SEZIONE N° W-17

PROGRESSIVA: 238.11



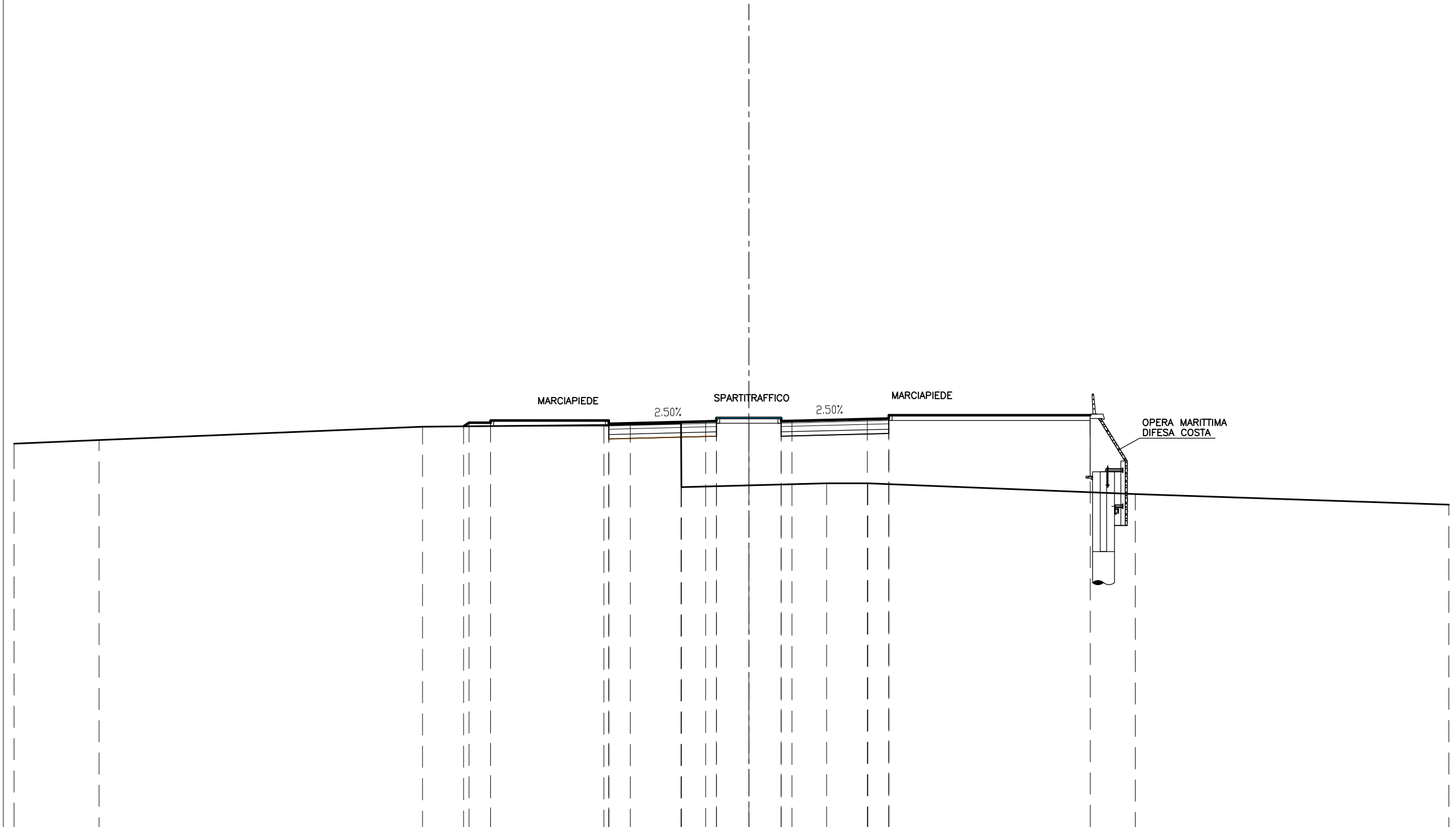
▼ -15
 200 200

| | | | | | | | | | | | | | | | | | | |
|-------------------------------|------|------|------|------|--|----------------------------|--------------|------|----------------|------|--|---------------------------------|------|----------------------|----------------------|--|-------|------|
| QUOTE PROGETTO | | | | | | 3.52 3.69 | 3.79 3.69 | | 3.64 3.79 | 3.66 | | 3.75 3.91 3.76 | 3.91 | 3.76 3.91 3.78 | 3.86 4.04 3.89 | | 4.04 | |
| DISTANZE PARZIALI PROGETTO | | | | | | 0.24 1.00 | | 5.33 | 1.00 | 3.50 | | 0.50 1.50 1.50 0.50 | | 3.50 | 1.00 8.78 | | | |
| DISTANZE PROGRESSIVE PROGETTO | | | | | | -13.07 -12.83 -11.83 | -11.83 | | -6.50 -5.50 | | | -2.00 -1.50 -1.50 0.00 | | 1.50 2.00 | 5.50 6.50 6.50 | | 15.28 | |
| QUOTE TERRENO | 2.95 | 3.00 | 3.00 | 3.14 | | | | | | 3.50 | | 3.68 0.86 | | 0.50 | | | | 0.01 |
| DISTANZE PARZIALI TERRENO | | 6.49 | | 5.59 | | | 7.16 | | | 9.90 | | 3.48 0.02 | | 4.87 | | | 27.56 | |

STERRI E RIPORTI
 S1 0.00 mq.
 S2 0.13 mq.
 S3 2.00 mq.
 S4 0.18 mq.
 Totale S: 2.31 mq.
 R1 0.18 mq.
 R2 1.56 mq.
 R3 49.57 mq.
 Totale R: 51.31 mq.
 USURA
 g1 5.00 ml.
 g2 5.00 ml.
 Totale: 10.00 ml.
 BINDER
 h1 5.00 ml.
 h2 5.00 ml.
 Totale: 10.00 ml.
 BASE
 i1 5.00 ml.
 i2 5.00 ml.
 Totale: 10.00 ml.
 MISTO CEMENTATO
 I1 5.00 ml.
 I2 5.00 ml.
 Totale: 10.00 ml.
 FONDAZIONE
 m1 5.00 ml.
 m2 5.00 ml.
 Totale: 10.00 ml.
 COMPATTAMENTO
 q1 5.00 ml.
 MARCIAPIEDE
 t1 9.34 ml.
 t2 5.49 ml.
 Totale: 14.83 ml.
 SPARTITRAFFICO
 u1 3.00 ml.

SEZIONE N° W-12

PROGRESSIVA: 166.72

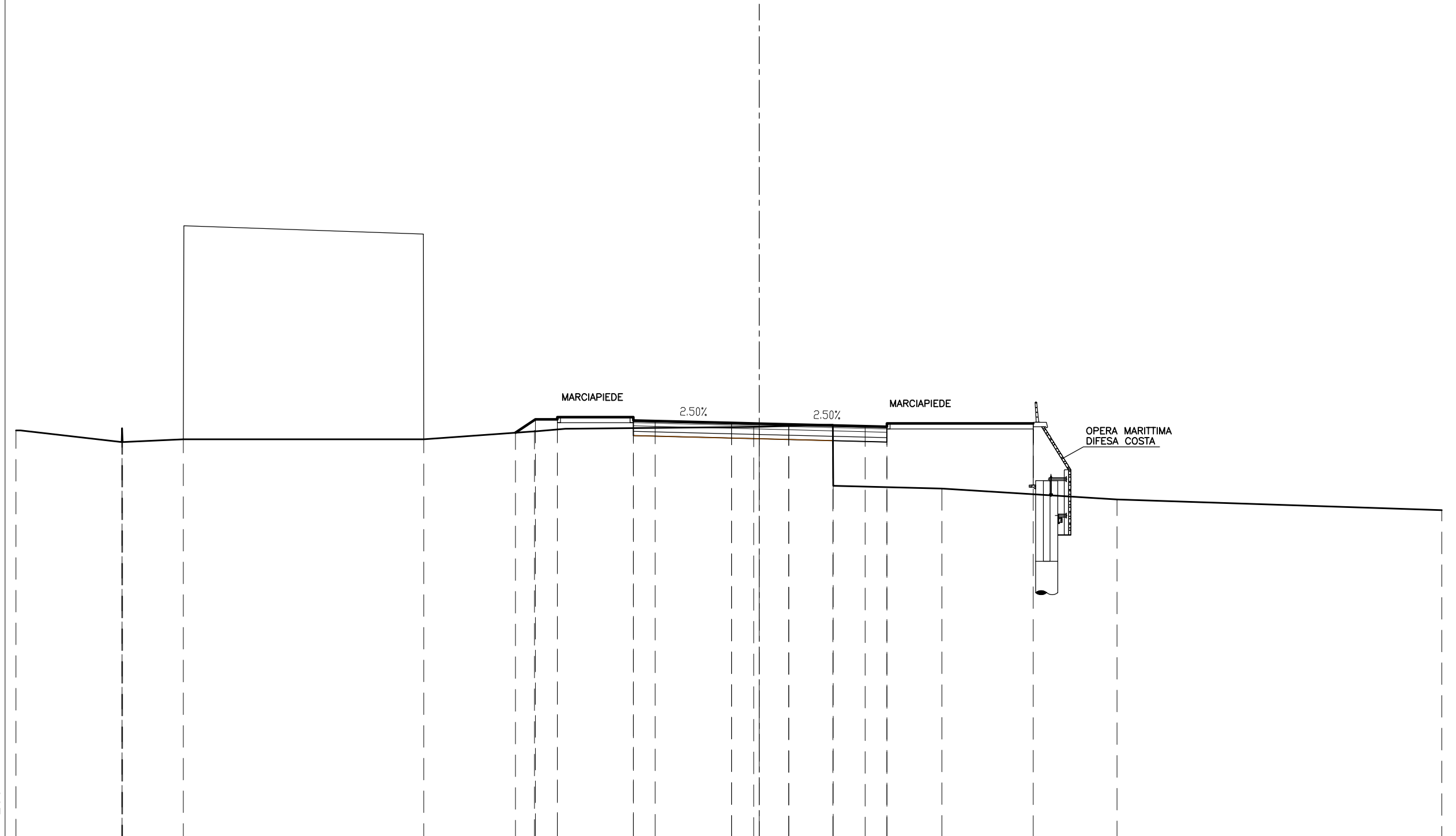


| | | | | | | | | | | | | | | | | | | | | | | | | |
|-------------------------------|------|------|--------|--------|--------|--------|------|-------|-------|------|------|-------|-------|-------|------|------|------|------|--|-------|------|------|------|-------|
| QUOTE PROGETTO | | | 3.64 | 3.80 | 3.90 | 3.80 | | 3.75 | 3.90 | 3.78 | | 3.87 | 4.03 | 3.88 | | 4.03 | 3.88 | 3.89 | | 3.98 | 4.15 | 4.00 | 4.15 | |
| DISTANZE PARZIALI PROGETTO | | | 0.25 | 1.00 | | | 5.49 | 1.00 | | 3.50 | 0.50 | 1.50 | 1.50 | 0.50 | 3.50 | 1.00 | | 9.34 | | | | | | |
| DISTANZE PROGRESSIVE PROGETTO | | | -13.24 | -12.99 | -11.99 | -11.99 | | -6.50 | -5.50 | | | -2.00 | -1.50 | -1.50 | 0.00 | 1.50 | 2.00 | | | 5.50 | 6.50 | 6.50 | | 15.84 |
| QUOTE TERRENO | 2.84 | 3.00 | | | | 3.62 | | 3.70 | 3.78 | 0.82 | | | | | 1.00 | 1.00 | | | | | | | 0.50 | 0.01 |
| DISTANZE PARZIALI TERRENO | 3.94 | | | | | 15.01 | | 8.42 | 3.58 | 0.02 | | 6.74 | | 1.92 | | | | | | 12.41 | | | | 14.55 |

STERRI E RIPORTI
 S1 0.17 mq.
 S2 3.09 mq.
 S3 1.45 mq.
 Totale S: 4.71 mq.
 R1 1.60 mq.
 R2 0.10 mq.
 R3 3.20 mq.
 R4 20.75 mq.
 Totale R: 25.65 mq.
 USURA
 g1 11.63 ml.
 BINDER
 h1 11.63 ml.
 BASE
 i1 11.63 ml.
 MISTO CEMENTATO
 l1 11.63 ml.
 FONDAZIONE
 m1 11.63 ml.
 COMPATTAMENTO
 q1 9.15 ml.
 MARCIAPIEDE
 t1 6.72 ml.
 t2 3.49 ml.
 Totale: 10.21 ml.

SEZIONE N° W-7

PROGRESSIVA: 96.84



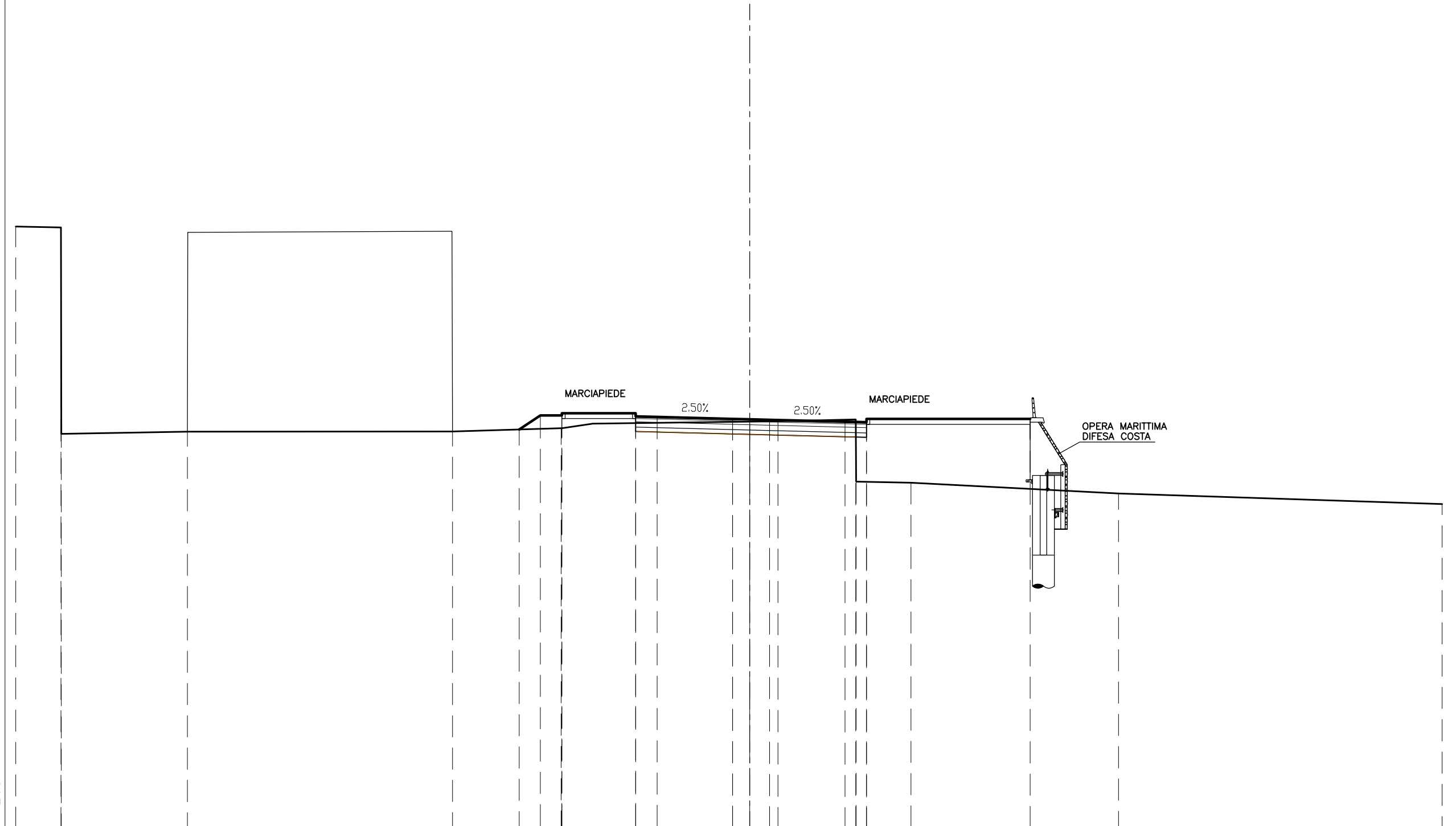
▼ -15
 200 200

| | | | | | | | | | | | | | | | | | | | | | | | | | | | | | | | |
|-------------------------------|------|------|------|------|------|--------|--------|-------|-------|--|-------|-------|-------|--|-------|-------|------|------|------|------|------|------|------|------|-------|------|------|------|--|-------|--|
| QUOTE PROGETTO | | | | | | 3.56 | 4.17 | 4.27 | 4.17 | | 4.12 | 4.27 | 4.10 | | 4.01 | 4.01 | 3.98 | 3.94 | 3.94 | | 3.86 | 3.98 | 3.83 | | 3.98 | | | | | | |
| DISTANZE PARZIALI PROGETTO | | | | | | 0.92 | 1.00 | | 3.49 | | 1.00 | | 3.50 | | 1.27 | 1.36 | 3.50 | 1.00 | | 6.72 | | | | | 3.98 | | | | | | |
| DISTANZE PROGRESSIVE PROGETTO | | | | | | -11.18 | -10.26 | -9.26 | -9.26 | | -5.77 | -5.77 | -4.77 | | -1.27 | -1.27 | 0.00 | 1.36 | 1.36 | | 4.86 | 5.86 | 5.86 | | 12.58 | | | | | | |
| QUOTE TERRENO | 3.66 | | 3.13 | 3.77 | 3.13 | | 3.25 | | 3.26 | | 3.62 | | 3.62 | | 3.82 | | 3.82 | | 3.92 | 1.12 | | 1.00 | | | 1.00 | | 0.50 | | | 0.01 | |
| DISTANZE PARZIALI TERRENO | | 4.85 | 0.02 | 0.02 | 2.79 | | 11.04 | | 5.07 | | 10.06 | | 10.06 | | 3.63 | | 3.63 | | 0.02 | 1.12 | | 4.98 | | 8.04 | | 8.04 | | 0.50 | | 14.91 | |

STERRI E RIPORTI
 S1 0.19 mq.
 S2 4.65 mq.
 S3 1.20 mq.
 Totale S: 6.04 mq.
 R1 1.72 mq.
 R2 0.10 mq.
 R3 2.31 mq.
 R4 20.08 mq.
 Totale R: 24.21 mq.
 USURA
 g1 10.72 ml.
 BINDER
 h1 10.72 ml.
 BASE
 i1 10.72 ml.
 MISTO CEMENTATO
 l1 10.72 ml.
 FONDAZIONE
 m1 10.72 ml.
 COMPATTAMENTO
 q1 10.22 ml.
 MARCIAPIEDE
 t1 7.60 ml.
 t2 3.43 ml.
 Totale: 11.03 ml.

SEZIONE N° W-6

PROGRESSIVA: 80.02

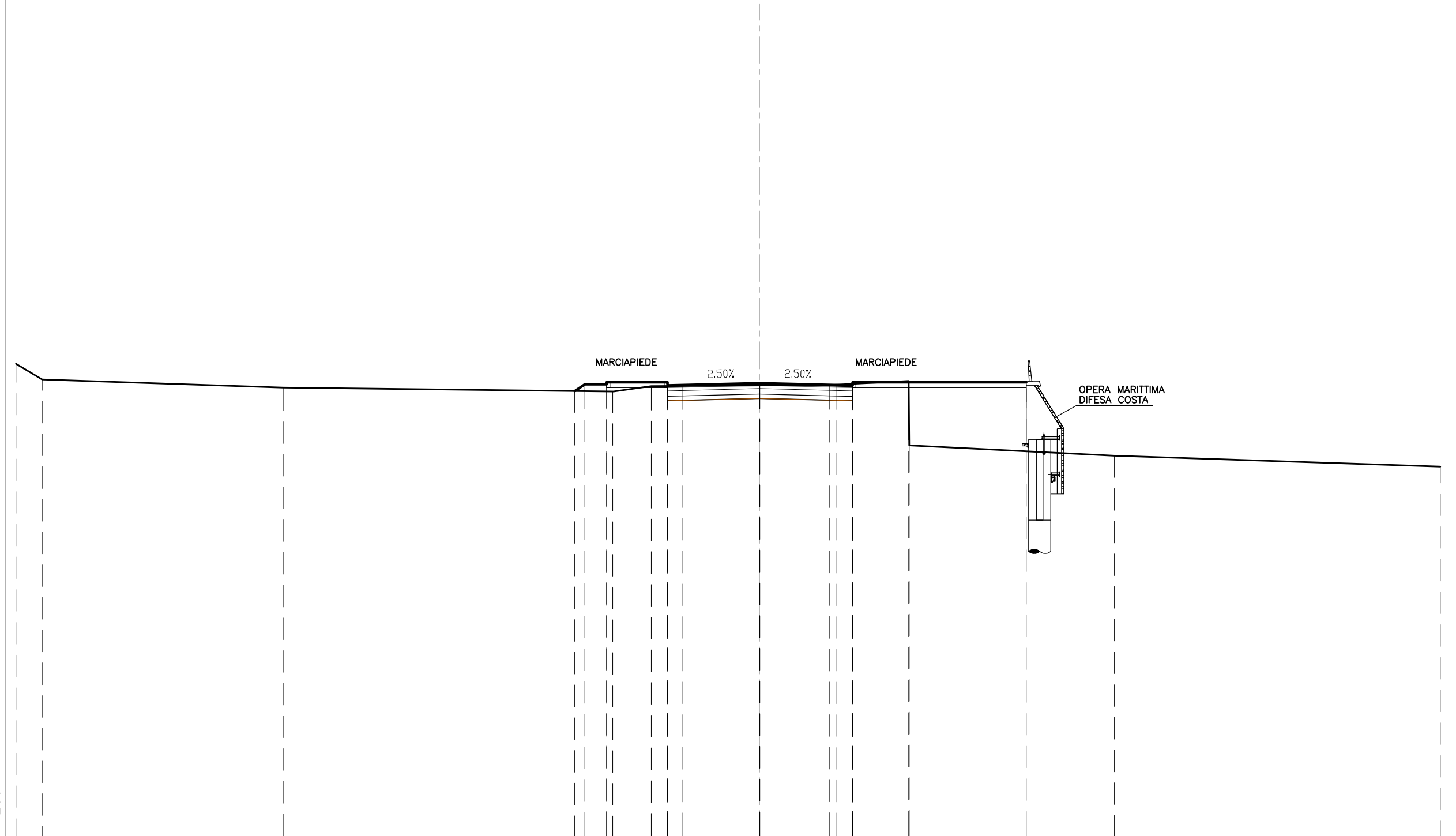


| | | | | | | | | | | | | | | | | | | | | | | | | | | | | | |
|-------------------------------|-------|-------|------|--|-------|--------|-------|-------|------|-------|-------|-------|------|-------|------|------|------|------|------|-------|------|------|------|------|------|--|-------|------|--|
| QUOTE PROGETTO | | | | | | 3.47 | 4.12 | 4.22 | 4.12 | | 4.07 | 4.22 | 4.05 | | 3.96 | 3.96 | 3.94 | 3.92 | 3.92 | | 3.83 | 3.96 | 3.81 | | 3.96 | | | | |
| DISTANZE PARZIALI PROGETTO | | | | | | 0.98 | 1.00 | | 3.43 | | 1.00 | 3.50 | | 0.79 | 0.93 | 3.50 | 1.00 | | 7.60 | | | | | | | | | | |
| DISTANZE PROGRESSIVE PROGETTO | | | | | | -10.70 | -9.72 | -8.72 | | -5.29 | -5.29 | -4.29 | | -0.79 | 0.00 | 0.93 | 4.43 | 5.43 | | 13.03 | | | | | | | | | |
| QUOTE TERRENO | 12.89 | 12.85 | 3.37 | | 3.37 | | 3.53 | | | | | | | | 3.85 | 3.93 | 1.04 | 1.00 | | | | | | | 0.50 | | | 0.01 | |
| DISTANZE PARZIALI TERRENO | 2.10 | 0.02 | 5.85 | | 12.32 | | 5.05 | | | | 10.07 | | | | 3.62 | 0.02 | 2.55 | | | | | | | 9.64 | | | 15.04 | | |

STERRI E RIPORTI
 S1 0.05 mq.
 S2 6.09 mq.
 S3 0.12 mq.
 Totale S: 6.26 mq.
 R1 0.56 mq.
 R2 0.01 mq.
 R3 14.90 mq.
 Totale R: 15.47 mq.
 USURA
 g1 8.50 ml.
 BINDER
 h1 8.50 ml.
 BASE
 i1 8.50 ml.
 MISTO CEMENTATO
 l1 8.50 ml.
 FONDAZIONE
 m1 8.50 ml.
 COMPATTAMENTO
 q1 8.50 ml.
 MARCIAPIEDE
 t1 7.96 ml.
 t2 2.79 ml.
 Totale: 10.75 ml.

SEZIONE N° W-3

PROGRESSIVA: 35.60

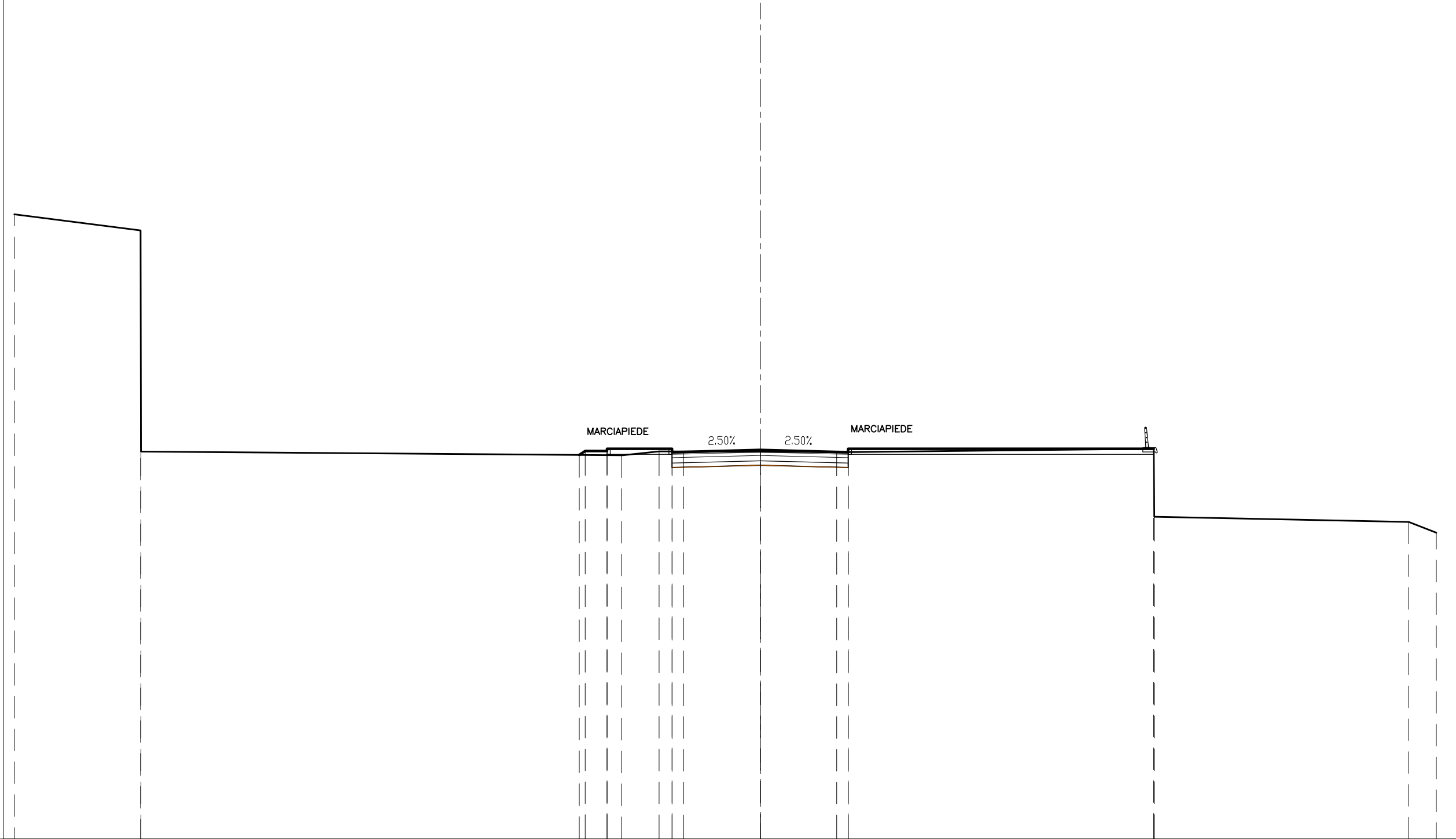


| | | | | | | | | | | | | | | | | | | | |
|-------------------------------|------|-------|------|-------|-------|-------|-------|-------|-------|------|------|------|------|------|------|-------|--|--|------|
| QUOTE PROGETTO | | | | 3.47 | 3.78 | 3.88 | 3.78 | 3.73 | 3.88 | 3.74 | 3.83 | 3.83 | 3.83 | 3.74 | 3.87 | 3.87 | | | |
| DISTANZE PARZIALI PROGETTO | | | | 0.46 | 1.00 | 2.79 | 0.71 | 3.50 | 0.03 | 3.50 | 0.76 | 7.96 | | | | | | | |
| DISTANZE PROGRESSIVE PROGETTO | | | | -8.46 | -8.00 | -7.00 | -4.21 | -4.21 | -3.50 | 0.00 | 0.00 | 0.03 | 0.03 | 3.53 | 4.29 | 12.25 | | | |
| QUOTE TERRENO | 4.72 | 4.00 | 3.63 | 3.45 | 3.69 | | | | | 3.75 | 3.93 | 0.98 | 0.50 | | | | | | 0.01 |
| DISTANZE PARZIALI TERRENO | 1.20 | 11.06 | | | 1.77 | 8.19 | | | | 3.63 | 0.02 | 9.41 | | | | 14.96 | | | |

STERRI E RIPORTI
 S1 0.01 mq.
 S2 5.81 mq.
 S3 2.11 mq.
 Totale S: 7.93 mq.
 R1 0.22 mq.
 R2 0.04 mq.
 Totale R: 0.26 mq.
 USURA
 g1 8.05 ml.
 BINDER
 h1 8.05 ml.
 BASE
 i1 8.05 ml.
 MISTO CEMENTATO
 l1 8.05 ml.
 FONDAZIONE
 m1 8.05 ml.
 COMPATTAMENTO
 q1 8.05 ml.
 MARCIAPIEDE
 t1 13.97 ml.
 t2 2.98 ml.
 Totale: 16.95 ml.

SEZIONE N° W-2

PROGRESSIVA: 18.60



-14
 200
 200

| | | | | | | | | | | | | | | | | | | | | |
|-------------------------------|-------|-------|------|-------|-------|-------|-------|-------|-------|-------|-------|------|------|-------|------|------|------|-------|------|------|
| QUOTE PROGETTO | | | | 3.56 | 3.74 | 3.84 | 3.74 | 3.69 | 3.84 | 3.70 | 3.79 | 3.79 | 3.79 | 3.79 | 3.70 | 3.84 | 3.69 | 3.84 | | |
| DISTANZE PARZIALI PROGETTO | | | | 0.27 | 1.00 | 2.98 | 0.52 | 3.50 | 3.50 | 0.53 | 13.97 | | | | | | | | | |
| DISTANZE PROGRESSIVE PROGETTO | | | | -8.27 | -8.00 | -7.00 | -7.00 | -4.02 | -4.02 | -3.50 | 0.00 | 0.00 | 0.00 | 0.00 | 3.50 | 4.03 | 4.03 | 18.00 | | |
| QUOTE TERRENO | 14.56 | 13.82 | 3.72 | | | 3.54 | 3.72 | | | | | | | 3.69 | | | 3.84 | 0.73 | 0.50 | 0.01 |
| DISTANZE PARZIALI TERRENO | 5.77 | 0.02 | | | | 21.98 | 1.71 | | | | 8.65 | | | 13.97 | | | 0.02 | 11.64 | 1.26 | |

