

PONTE SULLO STRETTO DI MESSINA



PROGETTO DEFINITIVO

EUROLINK S.C.p.A.

IMPREGILO S.p.A. (MANDATARIA)
 SOCIETÀ ITALIANA PER CONDOTTE D'ACQUA S.p.A. (MANDANTE)
 COOPERATIVA MURATORI E CEMENTISTI - C.M.C. DI RAVENNA SOC. COOP. A.R.L. (MANDANTE)
 SACYR S.A.U. (MANDANTE)
 ISHIKAWAJIMA - HARIMA HEAVY INDUSTRIES CO. LTD (MANDANTE)
 A.C.I. S.C.P.A. - CONSORZIO STABILE (MANDANTE)

| | | | |
|---|--|---|--|
| <p>IL PROGETTISTA Dott. Ing. E. Pagani Ordine Ingegneri Milano n° 15408</p>  | <p>IL CONTRAENTE GENERALE Project Manager (Ing. P.P. Marcheselli)</p> | <p>STRETTO DI MESSINA Direttore Generale e RUP Validazione (Ing. G. Fiammenghi)</p> | <p>STRETTO DI MESSINA Amministratore Delegato (Dott. P. Ciucci)</p> |
|---|--|---|--|

| | |
|--|--|
| <p><i>Unità Funzionale</i> GENERALE <i>Tipo di sistema</i> INFRASTRUTTURE STRADALI OPERE CIVILI <i>Raggruppamento di opere/attività</i> VIABILITA' SECONDARIA <i>Opera - tratto d'opera - parte d'opera</i> GENERALE – INNESTO <i>Titolo del documento</i> QUADERNO DELLE SEZIONI</p> | <div style="border: 1px solid black; padding: 5px; display: inline-block;">CS0156_F0</div> |
|--|--|

| | | | | | | | | | | | | | |
|--------|-------------|---|-----|---|---|-----|-----|-----|-----|-----|-----|-----|----|
| CODICE | C G 0 0 0 0 | P | S A | D | C | S C | V 2 | G 0 | 0 0 | 0 0 | 0 0 | 0 5 | F0 |
|--------|-------------|---|-----|---|---|-----|-----|-----|-----|-----|-----|-----|----|

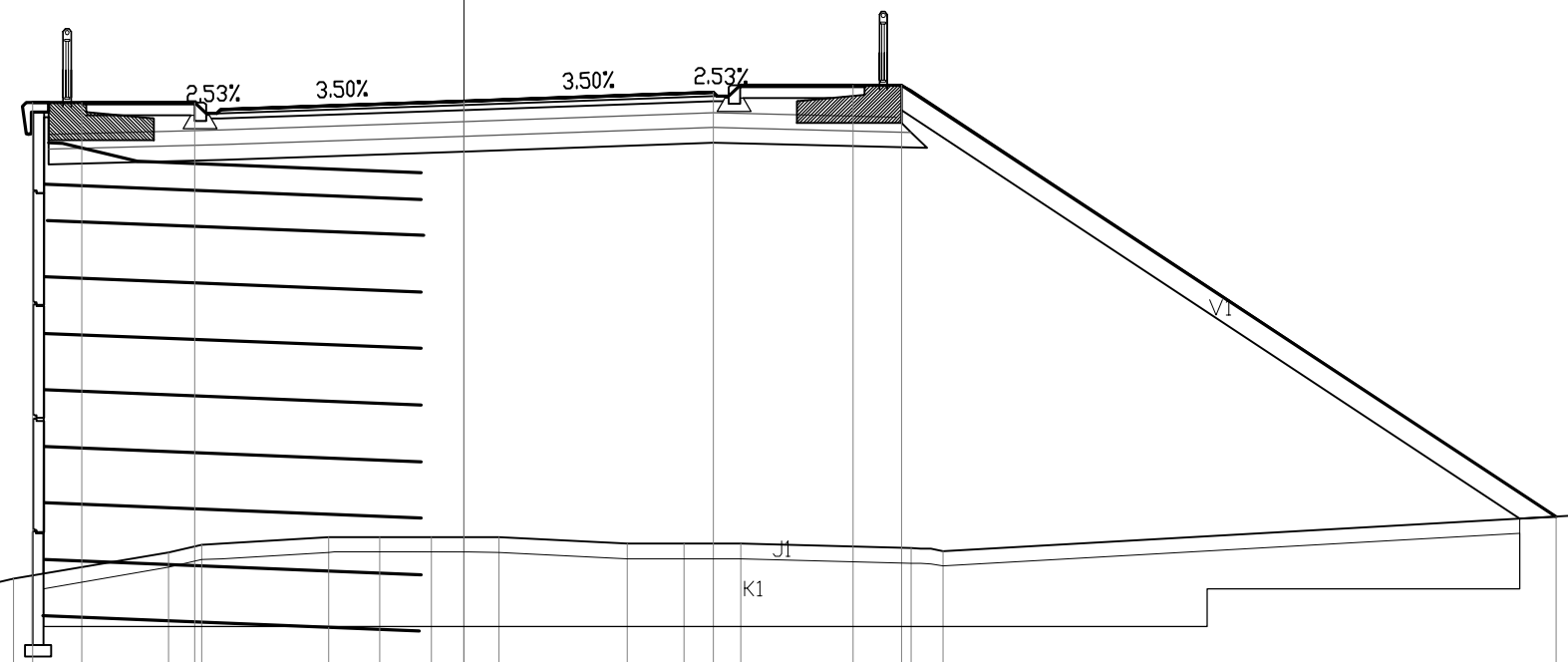
| REV | DATA | DESCRIZIONE | REDATTO | VERIFICATO | APPROVATO |
|-----|------------|------------------|----------|------------|-----------|
| F0 | 20/06/2011 | EMISSIONE FINALE | BELLIZZI | FINAMORE | PAGANI |
| | | | | | |
| | | | | | |

PROFILO Innesto
 SEZIONE 2.IN
 PROGRESSIVA 20.00

Rilevato
 A1 83.42 mq.
 Usura
 a1 1.50 ml.
 a2 1.50 ml.
 a3 6.68 ml.
 Totale: 9.68 ml.
 Binder
 b1 1.50 ml.
 b2 1.66 ml.
 b3 6.93 ml.
 Totale: 10.09 ml.
 Base
 c1 1.40 ml.
 c2 1.16 ml.
 c3 6.79 ml.
 Totale: 9.35 ml.
 Fondazione 1
 d1 11.25 ml.
 Fondazione 2
 e1 11.45 ml.

SCOTICO
 J1 3.92 mq.
 BONIFICA
 K1 16.28 mq.
 VEGETALE
 V1 2.89 mq.

3
 100
 100



| | | | | | | | | | | | | | | | | | |
|----------------------|--------|-------|-------|-------|-------|-------|-------|-------|-------|-------|-------|-------|-------|------|------|------|-------|
| PROGRESSIVE TERRENO | -11.06 | -8.68 | -8.29 | -7.43 | -6.88 | -5.98 | -3.92 | -3.48 | -1.79 | -1.11 | -0.43 | 0.47 | 2.17 | 2.92 | 3.68 | 5.94 | 6.36 |
| PARZIALI TERRENO | 2.37 | 0.39 | 0.86 | 0.55 | 0.90 | 2.06 | 0.44 | 1.69 | 0.68 | 0.68 | 0.90 | 1.70 | 0.75 | 0.76 | 2.26 | 0.42 | 10.70 |
| QUOTE TERRENO | 5.89 | 6.00 | 6.31 | 7.00 | 7.13 | 7.34 | 7.70 | 7.80 | 7.90 | 7.90 | 7.90 | 7.90 | 7.81 | 7.81 | 7.81 | 7.75 | 7.71 |
| PROGRESSIVE PROGETTO | | | | | | -5.72 | -5.07 | -3.57 | 0.00 | | | 3.31 | | 5.16 | 5.81 | | 14.50 |
| PARZIALI PROGETTO | | | | | | 0.65 | 1.50 | 3.57 | 3.31 | | 1.85 | 0.65 | | 8.69 | | | |
| QUOTE PROGETTO | | | | | | 13.67 | 13.67 | 13.67 | 13.69 | | 13.80 | 13.90 | 13.90 | | | | 8.17 |

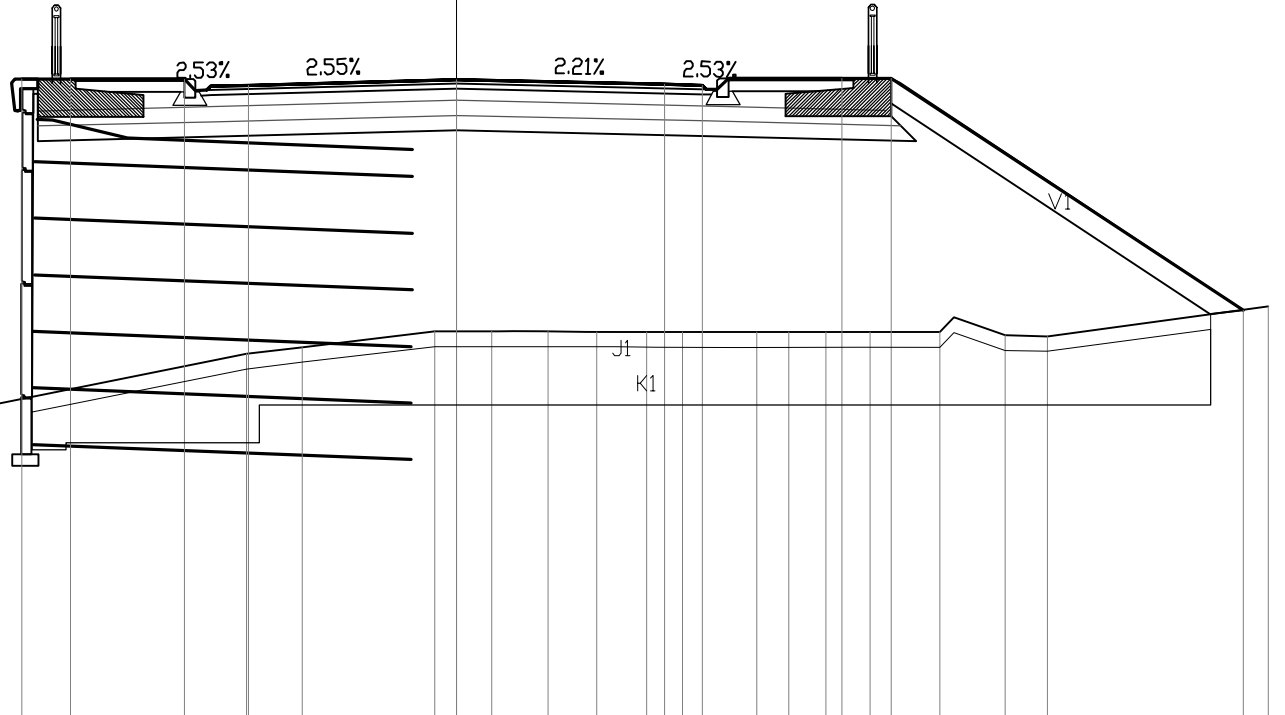
PROFILO Innesto

SEZIONE 4.IN

PROGRESSIVA 60.00

| | |
|--------------|-----------|
| Rilevato | |
| A1 | 38.07 mq. |
| Usura | |
| a1 | 1.50 ml. |
| a2 | 1.50 ml. |
| a3 | 6.64 ml. |
| Totale: | 9.64 ml. |
| Binder | |
| b1 | 1.44 ml. |
| b2 | 1.65 ml. |
| b3 | 6.90 ml. |
| Totale: | 9.99 ml. |
| Base | |
| c1 | 0.94 ml. |
| c2 | 1.15 ml. |
| c3 | 6.74 ml. |
| Totale: | 8.83 ml. |
| Fondazione 1 | |
| d1 | 11.21 ml. |
| Fondazione 2 | |
| e1 | 11.42 ml. |

| | |
|----------|-----------|
| SCOTICO | |
| J1 | 3.11 mq. |
| BONIFICA | |
| K1 | 11.84 mq. |
| VEGETALE | |
| V1 | 1.53 mq. |
| 3 | 100 |
| ▼ | 100 |



| | | | | | | | | | | | | | | | | | | | | |
|----------------------|--------|-------|-------|-------|-------|-------|-------|------|------|-------|-------|-------|-------|------|------|------|------|-------|------|-------|
| PROGRESSIVE TERRENO | -11.85 | -7.35 | -6.36 | | -2.78 | -2.04 | -0.29 | 0.46 | 1.22 | 1.85 | 2.52 | 2.99 | 3.97 | 4.40 | 4.89 | 5.47 | 6.39 | 7.26 | 7.81 | 10.74 |
| PARZIALI TERRENO | 3.70 | 0.99 | 3.58 | 0.74 | 1.75 | 0.75 | 0.76 | 0.63 | 0.67 | 0.47 | 0.98 | 0.43 | 0.49 | 0.58 | 0.92 | 0.87 | 0.55 | 2.93 | | |
| QUOTE TERRENO | 5.87 | 6.17 | 7.08 | 7.79 | 7.88 | 8.09 | 8.09 | 8.09 | 8.09 | 8.08 | 8.08 | 8.08 | 8.08 | 8.08 | 8.08 | 8.04 | 8.02 | 8.42 | | |
| PROGRESSIVE PROGETTO | | | -5.75 | -5.10 | -3.60 | -2.75 | 0.00 | | | 2.75 | 3.25 | | 5.10 | 5.75 | | | | 10.41 | | |
| PARZIALI PROGETTO | | | 0.65 | 1.50 | 0.85 | 2.75 | | | 2.75 | 0.50 | 1.85 | 0.65 | 4.66 | | | | | | | |
| QUOTE PROGETTO | | | 11.43 | 11.43 | 11.43 | 11.35 | 11.42 | | | 11.35 | 11.34 | 11.44 | 11.44 | 8.37 | | | | | | |

PROFILO Innesso

SEZIONE 5.IN

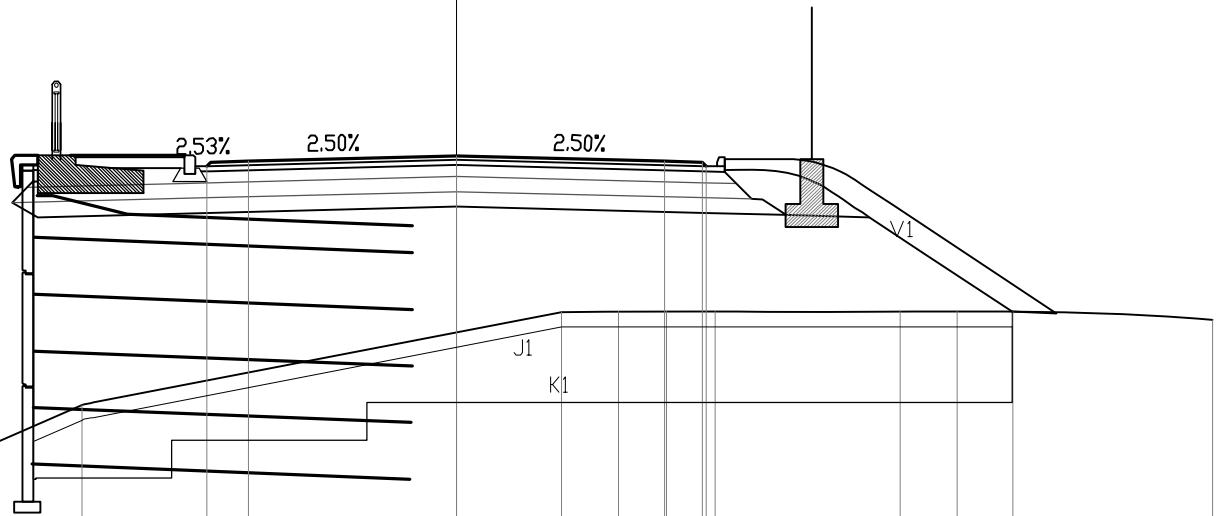
PROGRESSIVA 80.00

| | |
|--------------|-----------|
| Rilevato | |
| A1 | 21.15 mq. |
| Usura | |
| a1 | 1.50 ml. |
| a2 | 6.64 ml. |
| Totale: | 8.14 ml. |
| Binder | |
| b1 | 1.44 ml. |
| b2 | 7.00 ml. |
| Totale: | 8.44 ml. |
| Base | |
| c1 | 0.94 ml. |
| c2 | 6.99 ml. |
| Totale: | 7.93 ml. |
| Fondazione 1 | |
| d1 | 9.37 ml. |
| Fondazione 2 | |
| e1 | 9.79 ml. |

| | |
|----------|-----------|
| SCOTICO | |
| J1 | 2.63 mq. |
| BONIFICA | |
| K1 | 11.25 mq. |
| VEGETALE | |
| V1 | 1.25 mq. |



100
100



| | | | | | | | | | | | | | | |
|----------------------|--------|-------|-------|-------|--|------|------|------|------|------|------|------|------|-------|
| PROGRESSIVE TERRENO | -11.05 | -8.35 | -7.22 | -4.95 | | 1.39 | 2.14 | 2.78 | 3.42 | | 5.87 | 6.62 | 7.36 | 10.00 |
| PARZIALI TERRENO | | 2.70 | 1.13 | 2.27 | | 6.34 | 0.75 | 0.64 | 0.64 | 2.45 | 0.75 | 0.74 | 2.64 | |
| QUOTE TERRENO | 5.57 | 5.74 | 6.00 | 6.99 | | 8.22 | 8.22 | 8.22 | 8.22 | 8.22 | 8.22 | 8.22 | 8.22 | 8.12 |
| PROGRESSIVE PROGETTO | | | | | | | | | | | | | | |
| PARZIALI PROGETTO | | | | | | | | | | | | | | |
| QUOTE PROGETTO | | | | | | | | | | | | | | |

10.15 -3.30
10.21 -2.75
10.28 0.00
10.21 2.75
10.20 0.50
10.15 3.25
10.15 3.30

PROFILO Innesto

SEZIONE 6.IN

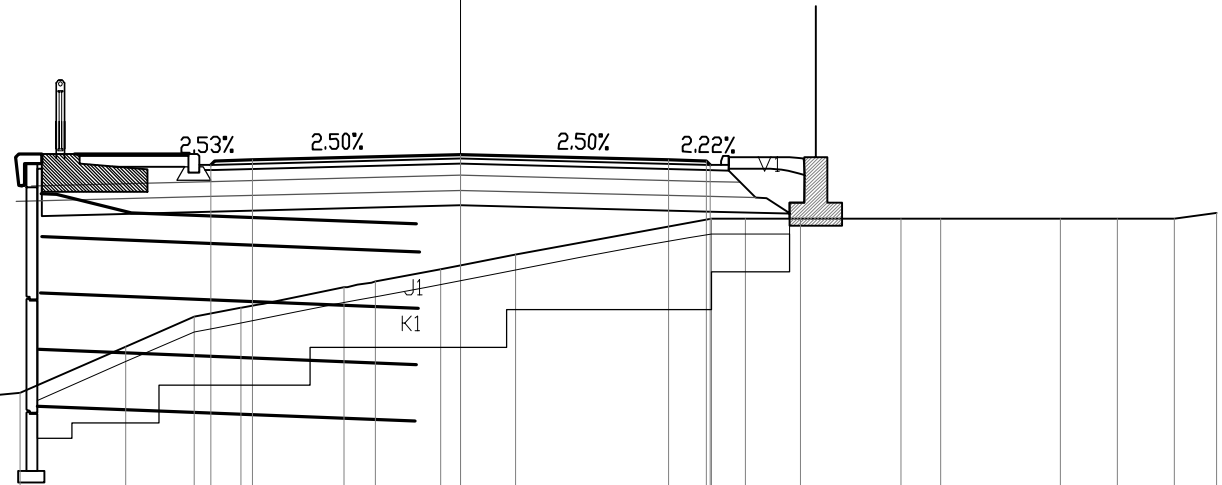
PROGRESSIVA 100.00

Rilevato
 A1 9.51 mq.
 Usura
 a1 1.50 ml.
 a2 6.64 ml.
 Totale: 8.14 ml.
 Binder
 b1 1.44 ml.
 b2 7.00 ml.
 Totale: 8.44 ml.
 Base
 c1 0.94 ml.
 c2 6.99 ml.
 Totale: 7.93 ml.
 Fondazione 1
 d1 9.37 ml.
 Fondazione 2
 e1 9.79 ml.

SCOTICO
 J1 1.99 mq.
 BONIFICA
 K1 7.23 mq.
 VEGETALE
 V1 0.15 mq.



100
 100



| | | | | | | | | | | | | | | | | | | | | |
|----------------------|--------|-------|-------|-------|-------|-------|-------|-------|-------|-------|------|------|------|------|------|------|------|------|------|-------|
| PROGRESSIVE TERRENO | -11.05 | -8.62 | -8.08 | -5.82 | -4.43 | -3.52 | -2.90 | -1.54 | -1.12 | -0.26 | 0.73 | 3.32 | 3.77 | 4.50 | 5.82 | 6.35 | 7.93 | 8.69 | 9.44 | 10.00 |
| PARZIALI TERRENO | 2.43 | 0.54 | 2.26 | 1.39 | 0.91 | 0.62 | 1.36 | 0.42 | 0.86 | 0.99 | 2.59 | 0.45 | 0.73 | 1.32 | 0.53 | 1.58 | 0.76 | 0.75 | 0.56 | |
| QUOTE TERRENO | 5.58 | 5.74 | 5.78 | 6.00 | 6.61 | 7.00 | 7.12 | 7.39 | 7.47 | 7.63 | 7.82 | 8.30 | 8.30 | 8.30 | 8.30 | 8.30 | 8.30 | 8.30 | 8.30 | 8.37 |
| PROGRESSIVE PROGETTO | | | | | | -3.30 | -2.75 | | | 0.00 | | 2.75 | 3.25 | 3.30 | | | | | | |
| PARZIALI PROGETTO | | | | | | 0.55 | 2.75 | | | 2.75 | | 0.50 | 0.05 | | | | | | | |
| QUOTE PROGETTO | | | | | | 9.01 | 9.08 | | | 9.14 | | 9.08 | 9.01 | | | | | | | |

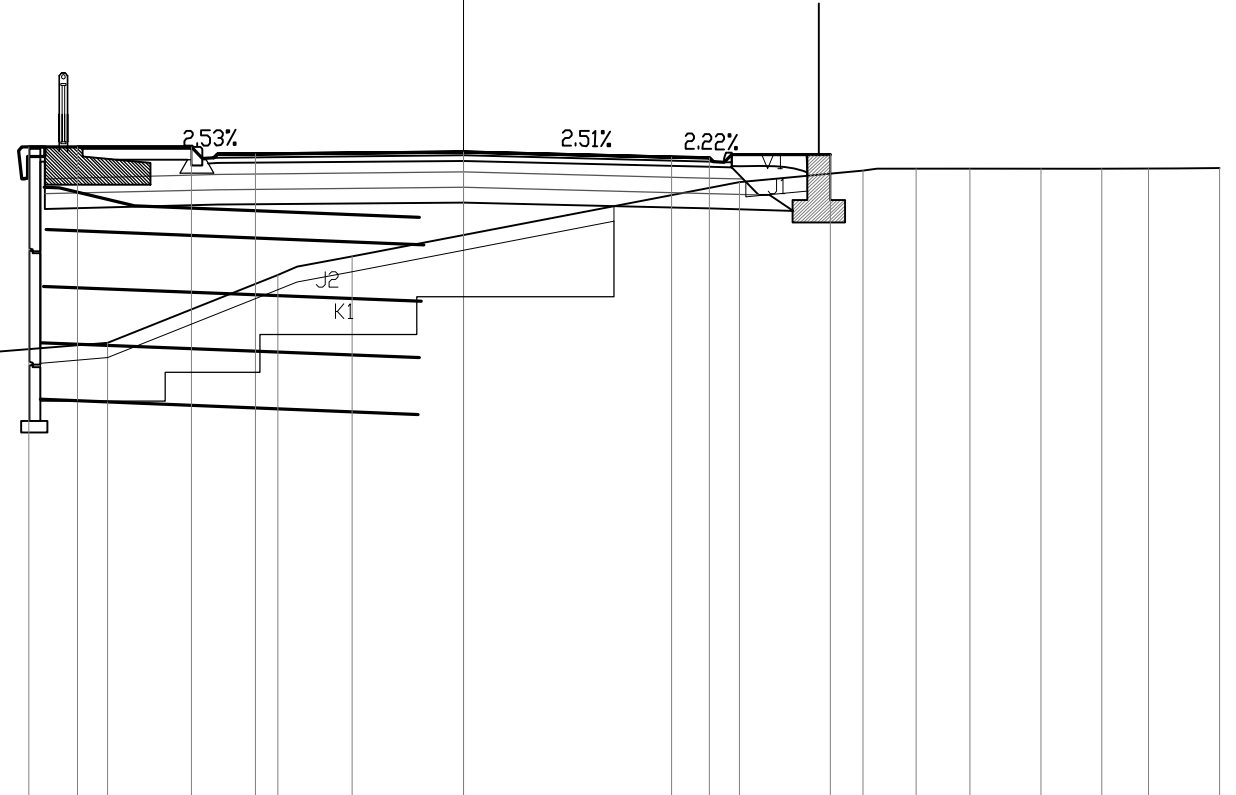
PROFILO Innesso

SEZIONE 7.IN

PROGRESSIVA 120.00

| | |
|--------------|----------|
| Rilevato | |
| A1 | 6.74 mq. |
| A2 | 0.14 mq. |
| Totale: | 6.88 mq. |
| Sterro | |
| B1 | 0.43 mq. |
| Usura | |
| a1 | 1.50 ml. |
| a2 | 6.64 ml. |
| Totale: | 8.14 ml. |
| Binder | |
| b1 | 1.44 ml. |
| b2 | 7.00 ml. |
| Totale: | 8.44 ml. |
| Base | |
| c1 | 0.94 ml. |
| c2 | 7.00 ml. |
| Totale: | 7.94 ml. |
| Fondazione 1 | |
| d1 | 9.24 ml. |
| Fondazione 2 | |
| e1 | 9.45 ml. |
| SCOTICO | |
| J1 | 0.16 mq. |
| J2 | 1.53 mq. |
| Totale: | 1.69 mq. |
| BONIFICA | |
| K1 | 5.57 mq. |
| VEGETALE | |
| V1 | 0.16 mq. |

0
100



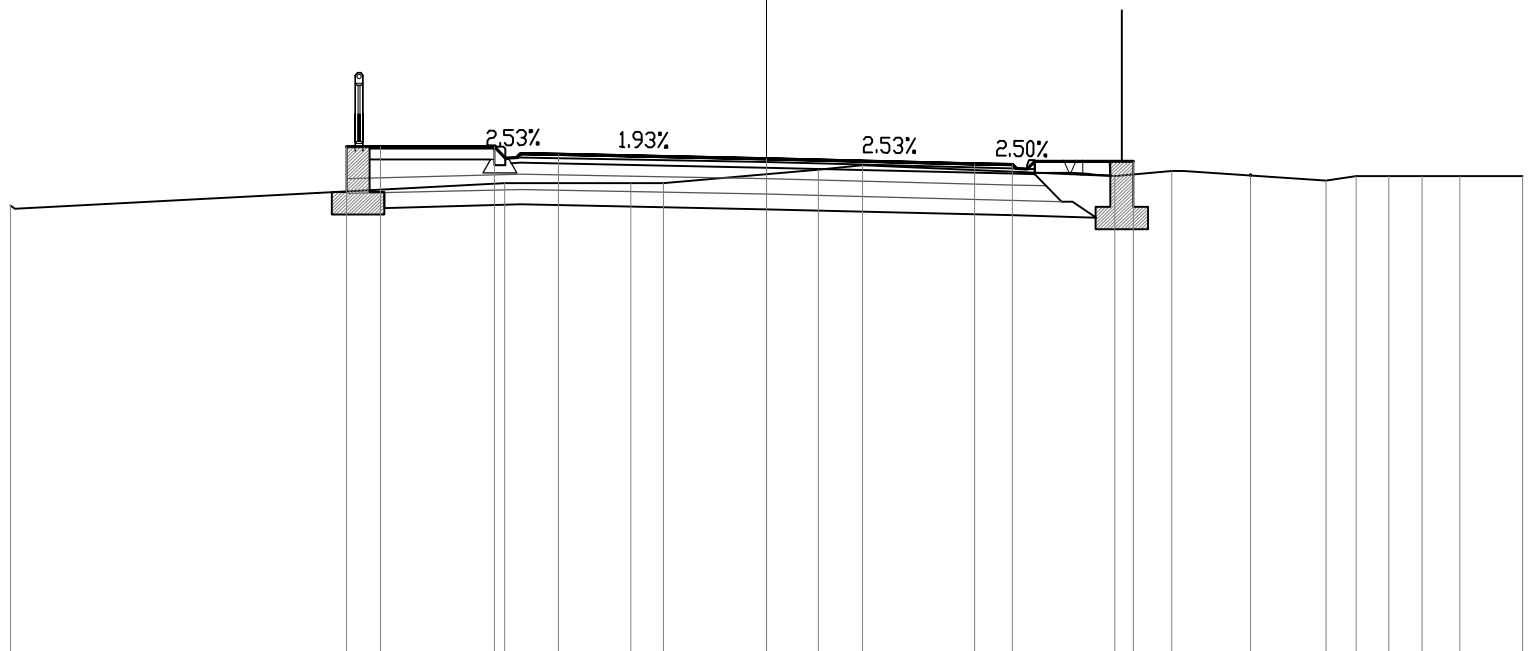
| | | | | | | | | | | | | | | |
|----------------------|------|--------|-------|-------|-------|------|------|------|------|------|------|------|------|-------|
| PROGRESSIVE TERRENO | | -11.85 | -4.70 | -2.46 | -1.47 | | 3.65 | 5.28 | 5.99 | 6.70 | 7.64 | 8.44 | 9.06 | 10.00 |
| PARZIALI TERRENO | 6.35 | | 2.24 | 0.99 | | 5.12 | 1.63 | 0.71 | 0.71 | 0.94 | 0.80 | 0.62 | 0.94 | |
| QUOTE TERRENO | 5.49 | 6.00 | 6.90 | 7.14 | | 8.12 | 8.28 | 8.30 | 8.30 | 8.30 | 8.30 | 8.30 | 8.30 | 8.30 |
| PROGRESSIVE PROGETTO | | -5.75 | -5.10 | -3.60 | -2.75 | 0.00 | 2.75 | 3.25 | | 4.85 | | | | |
| PARZIALI PROGETTO | | 0.65 | 1.50 | 0.85 | 2.75 | 2.75 | 0.50 | 1.60 | | | | | | |
| QUOTE PROGETTO | | 8.59 | 8.59 | 8.59 | 8.50 | 8.52 | 8.45 | 8.44 | 8.49 | | | | | |

PROFILO Innesto

SEZIONE 8.IN

PROGRESSIVA 140.00

- Sterro
- B1 3.79 mq.
- Usura
- a1 1.65 ml.
- a2 6.64 ml.
- Totale: 8.29 ml.
- Binder
- b1 1.65 ml.
- b2 7.00 ml.
- Totale: 8.65 ml.
- Base
- c1 1.60 ml.
- c2 6.99 ml.
- Totale: 8.59 ml.
- Fondazione 1
- d1 9.24 ml.
- Fondazione 2
- e1 9.45 ml.
- VEGETALE
- V1 0.16 mq.



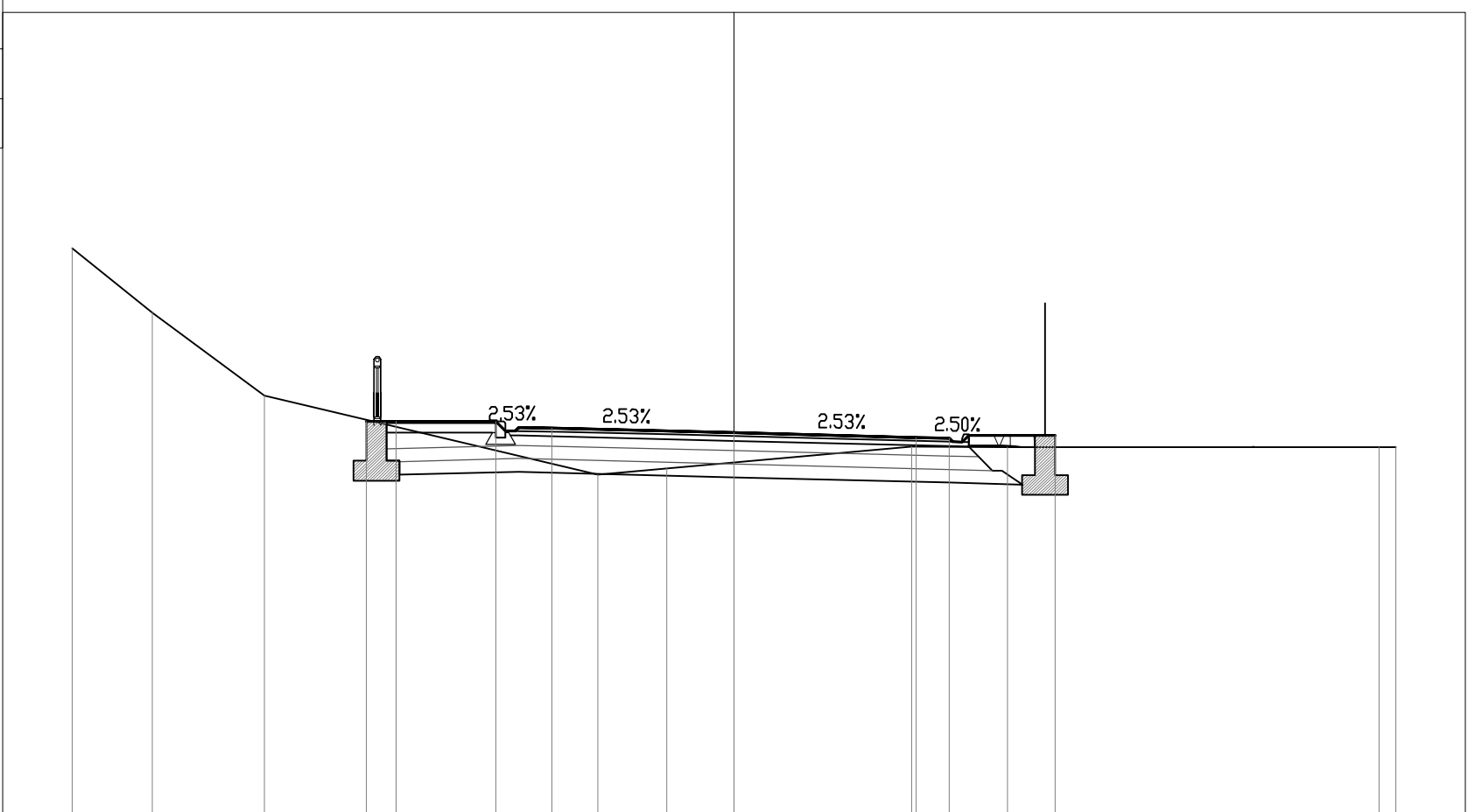
| | | | | | | | | | | | | | | | | | | | | | | | |
|----------------------|--|--------|-------|-------|-------|-------|-------|------|------|------|------|------|------|------|------|------|------|------|------|-------|------|------|------|
| PROGRESSIVE TERRENO | | -10.00 | | -3.46 | | -1.79 | -1.36 | | 0.68 | 1.27 | | 4.61 | 5.36 | | 7.40 | 7.80 | 8.23 | 8.67 | 9.17 | 10.00 | | | |
| PARZIALI TERRENO | | | 6.54 | | 1.67 | 0.43 | | 2.04 | | 0.59 | | 3.34 | | 0.75 | 0.15 | | 1.89 | | 0.40 | 0.43 | 0.44 | 0.50 | 0.83 |
| QUOTE TERRENO | | 8.01 | | 8.31 | | 8.31 | 8.31 | | 8.49 | 8.54 | | 8.41 | 8.47 | | 8.34 | 8.40 | 8.40 | 8.40 | 8.40 | 8.40 | 8.40 | | |
| PROGRESSIVE PROGETTO | | | -5.55 | -5.10 | -3.60 | -2.75 | | 0.00 | | | 2.75 | 3.25 | | 4.85 | | 6.40 | 6.40 | | | | | | |
| PARZIALI PROGETTO | | | 0.45 | 1.50 | 0.85 | | 2.75 | | | 2.75 | | 1.60 | | | | | | | | | | | |
| QUOTE PROGETTO | | | 8.79 | 8.79 | 8.79 | 8.69 | | 8.64 | | | 8.57 | 8.55 | | 8.60 | | 8.41 | 8.41 | | | | | | |

PROFILO Innesto

SEZIONE 9.IN

PROGRESSIVA 160.00

| | |
|--------------|----------|
| Rilevato | |
| A1 | 0.02 mq. |
| Sterro | |
| B1 | 1.10 mq. |
| B2 | 1.88 mq. |
| Totale: | 2.98 mq. |
| Usura | |
| a1 | 1.65 ml. |
| a2 | 6.64 ml. |
| Totale: | 8.29 ml. |
| Binder | |
| b1 | 1.65 ml. |
| b2 | 7.00 ml. |
| Totale: | 8.65 ml. |
| Base | |
| c1 | 1.60 ml. |
| c2 | 6.99 ml. |
| Totale: | 8.59 ml. |
| Fondazione 1 | |
| d1 | 8.95 ml. |
| Fondazione 2 | |
| e1 | 8.96 ml. |
| VEGETALE | |
| V1 | 0.16 mq. |



| | | | | | | | | | | | | |
|----------------------|--------|-------|-------|-------|-------|-------|-------|------|------|------|------|-------|
| PROGRESSIVE TERRENO | -10.00 | -8.79 | -7.10 | | -2.06 | -1.02 | | 2.69 | 4.13 | | 9.75 | 10.00 |
| PARZIALI TERRENO | 1.21 | 1.69 | 5.04 | 1.04 | 3.71 | 1.44 | 5.62 | 0.25 | | | | |
| QUOTE TERRENO | 11.53 | 10.57 | 9.31 | 8.12 | 8.21 | | 8.54 | 8.53 | 8.53 | | 8.53 | 8.53 |
| PROGRESSIVE PROGETTO | | | | -5.55 | -5.10 | -3.60 | -2.75 | 0.00 | 2.75 | 3.25 | | 4.85 |
| PARZIALI PROGETTO | | | | 0.45 | 1.50 | 0.85 | 2.75 | 2.75 | 0.50 | 1.60 | | |
| QUOTE PROGETTO | | | | 8.92 | 8.92 | 8.92 | 8.82 | 8.75 | 8.68 | 8.66 | | 8.71 |

PROFILO Innesto

SEZIONE 10.IN

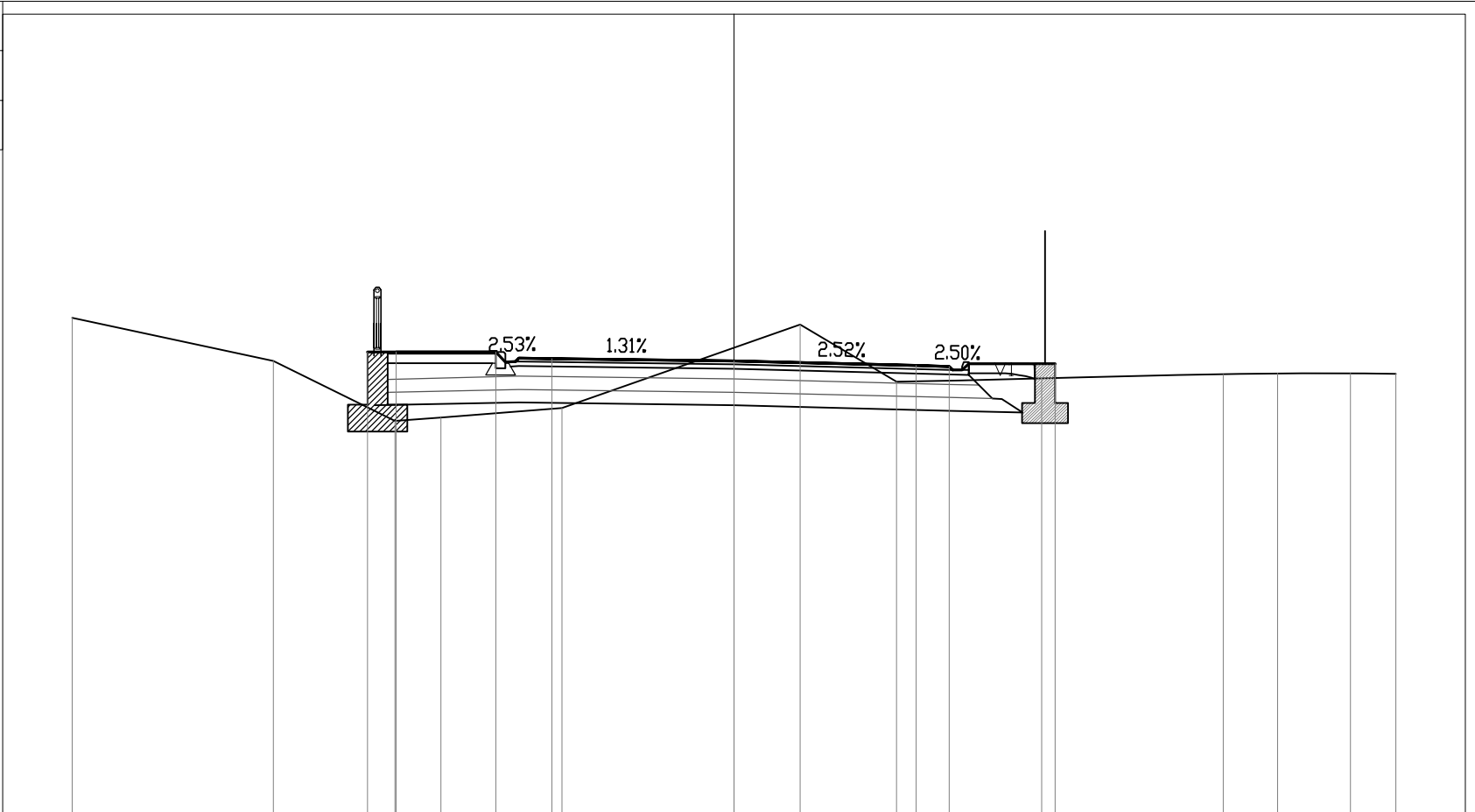
PROGRESSIVA 180.00

Rilevato
 A1 0.08 mq.
 Sterro
 B1 3.96 mq.
 Usura
 a1 1.50 ml.
 a2 6.64 ml.
 Totale: 8.14 ml.
 Binder
 b1 1.63 ml.
 b2 7.00 ml.
 Totale: 8.63 ml.
 Base
 c1 1.58 ml.
 c2 6.99 ml.
 Totale: 8.57 ml.
 Fondazione 1
 d1 8.93 ml.
 Fondazione 2
 e1 9.14 ml.

VEGETALE
 V1 0.16 mq.



100
 100



| | | | | | | | | | | | | |
|----------------------|--------|-------|-------|-------|-------|-------|------|------|------|------|------|-------|
| PROGRESSIVE TERRENO | -10.00 | -6.96 | -5.12 | -4.43 | -2.60 | 1.00 | 2.46 | 4.65 | 7.40 | 8.21 | 9.32 | 10.00 |
| PARZIALI TERRENO | | 3.04 | 1.84 | 0.69 | 1.83 | 3.60 | 1.46 | 2.19 | 2.75 | 0.81 | 1.11 | 0.68 |
| QUOTE TERRENO | 9.51 | 8.86 | 7.95 | 8.00 | 8.15 | 9.41 | 8.54 | 8.59 | 8.66 | 8.68 | 8.67 | 8.67 |
| PROGRESSIVE PROGETTO | | | -5.53 | -5.10 | -3.60 | -2.75 | 0.00 | 2.75 | 3.25 | 4.85 | | |
| PARZIALI PROGETTO | | | 0.43 | 1.50 | 0.85 | 2.75 | 2.75 | 0.50 | 1.60 | | | |
| QUOTE PROGETTO | | | 9.00 | 9.00 | 9.00 | 8.89 | 8.86 | 8.79 | 8.78 | 8.82 | | |

PROFILO Innesto

SEZIONE 11.IN

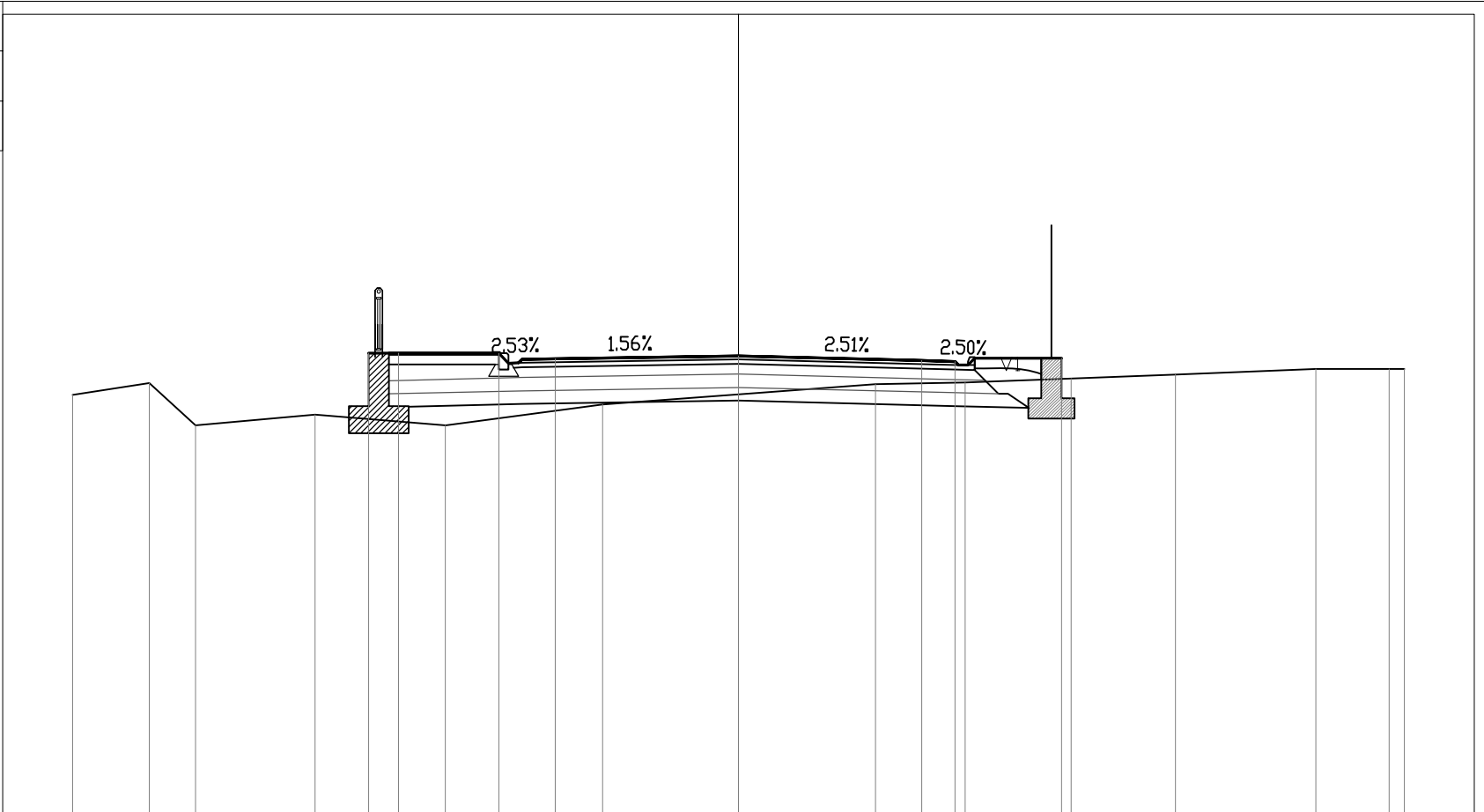
PROGRESSIVA 200.00

| | |
|--------------|----------|
| Rilevato | |
| A1 | 0.53 mq. |
| A2 | 0.15 mq. |
| Totale: | 0.68 mq. |
| Sterro | |
| B1 | 1.12 mq. |
| Usura | |
| a1 | 1.65 ml. |
| a2 | 6.64 ml. |
| Totale: | 8.29 ml. |
| Binder | |
| b1 | 1.65 ml. |
| b2 | 7.00 ml. |
| Totale: | 8.65 ml. |
| Base | |
| c1 | 1.60 ml. |
| c2 | 6.99 ml. |
| Totale: | 8.59 ml. |
| Fondazione 1 | |
| d1 | 8.95 ml. |
| Fondazione 2 | |
| e1 | 9.16 ml. |

VEGETALE
V1 0.16 mq.



100
100



| | | | | | | | | | | | | | |
|----------------------|--------|-------|-------|-------|-------|-------|-------|------|------|------|------|------|-------|
| PROGRESSIVE TERRENO | -10.00 | -8.84 | -8.15 | -6.35 | -4.40 | -2.04 | 2.06 | 3.41 | 5.00 | 6.57 | 8.67 | 9.77 | 10.00 |
| PARZIALI TERRENO | 1.16 | 0.69 | 1.80 | 1.95 | 2.36 | 4.10 | 1.35 | 1.59 | 1.57 | 2.10 | 1.10 | 0.23 | |
| QUOTE TERRENO | 8.39 | 8.56 | 7.93 | 8.09 | 7.93 | 8.24 | 8.54 | 8.57 | 8.63 | 8.69 | 8.77 | 8.77 | 8.77 |
| PROGRESSIVE PROGETTO | | | | -5.55 | -5.10 | -3.60 | -2.75 | 0.00 | 2.75 | 3.25 | 4.85 | | |
| PARZIALI PROGETTO | | | | 0.45 | 1.50 | 0.85 | 2.75 | 2.75 | 0.50 | 1.60 | | | |
| QUOTE PROGETTO | | | | 9.01 | 9.01 | 9.01 | 8.93 | 8.97 | 8.90 | 8.89 | 8.93 | | |

PROFILO Innesto

SEZIONE 12.IN

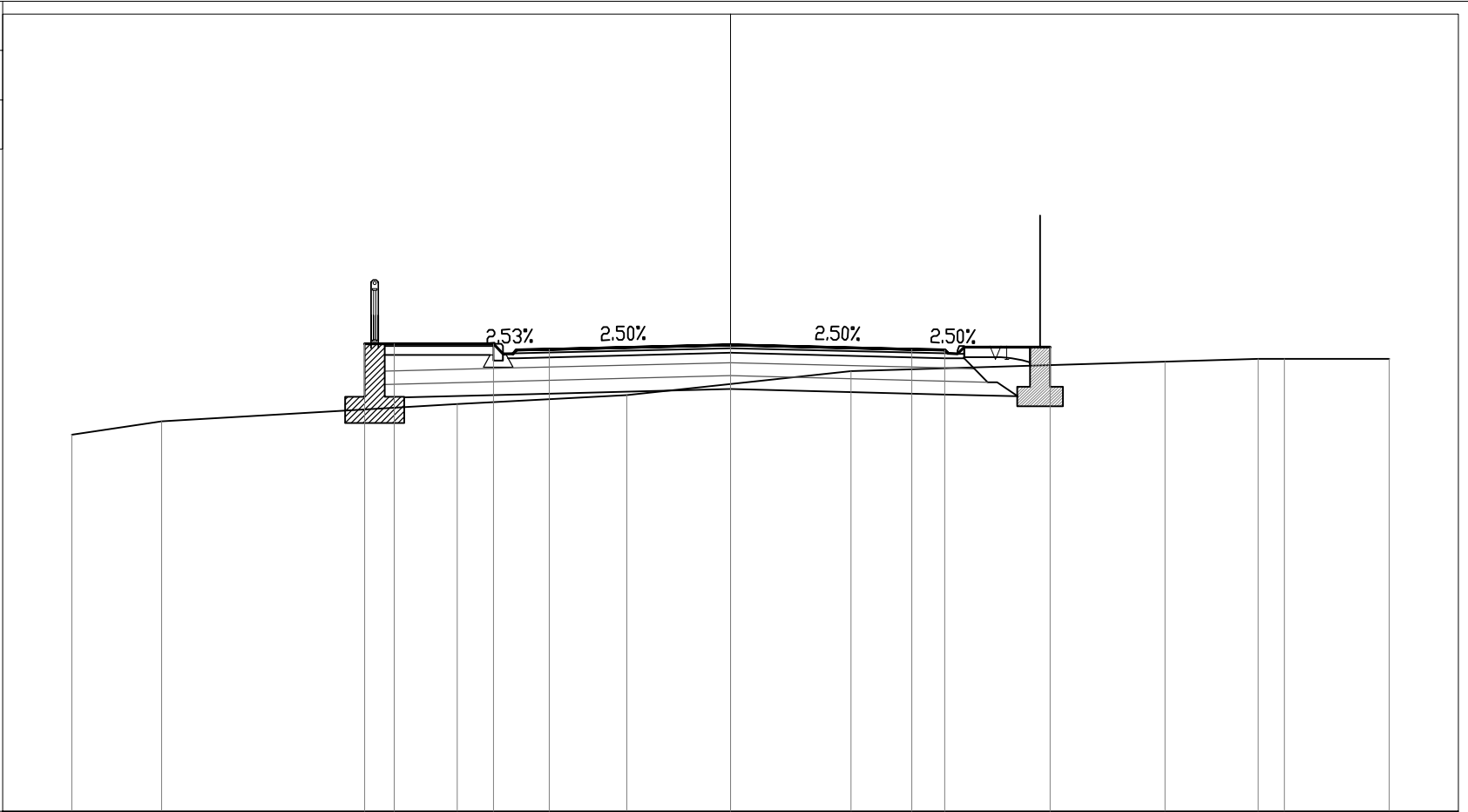
PROGRESSIVA 220.00

Rilevato
 A1 0.36 mq.
 A2 0.12 mq.
 Totale: 0.48 mq.
 Sterro
 B1 1.21 mq.
 Usura
 a1 1.65 ml.
 a2 6.64 ml.
 Totale: 8.29 ml.
 Binder
 b1 1.65 ml.
 b2 7.00 ml.
 Totale: 8.65 ml.
 Base
 c1 1.60 ml.
 c2 7.00 ml.
 Totale: 8.60 ml.
 Fondazione 1
 d1 8.95 ml.
 Fondazione 2
 e1 9.16 ml.

VEGETALE
 V1 0.17 mq.

2

 100
 100



| | | | | | | | | | | | | |
|----------------------|--------|-------|-------|-------|-------|-------|------|------|------|------|------|-------|
| PROGRESSIVE TERRENO | -10.00 | -8.63 | | -4.15 | -1.57 | | 1.83 | | 6.60 | 8.01 | 8.41 | 10.00 |
| PARZIALI TERRENO | | 1.37 | 4.48 | | 2.58 | 3.40 | | 4.77 | 1.41 | 0.40 | 1.59 | |
| QUOTE TERRENO | 7.72 | 7.92 | | 8.18 | 8.32 | | 8.68 | | 8.83 | 8.87 | 8.87 | 8.87 |
| PROGRESSIVE PROGETTO | | | -5.55 | -5.10 | -3.60 | -2.75 | 0.00 | 2.75 | 3.25 | 4.85 | | |
| PARZIALI PROGETTO | | | 0.45 | 1.50 | 0.85 | 2.75 | 2.75 | 0.50 | 1.60 | | | |
| QUOTE PROGETTO | | | 9.10 | 9.10 | 9.10 | 9.01 | 9.08 | 9.01 | 9.00 | 9.05 | | |

PROFILO Innesto

SEZIONE 13.IN

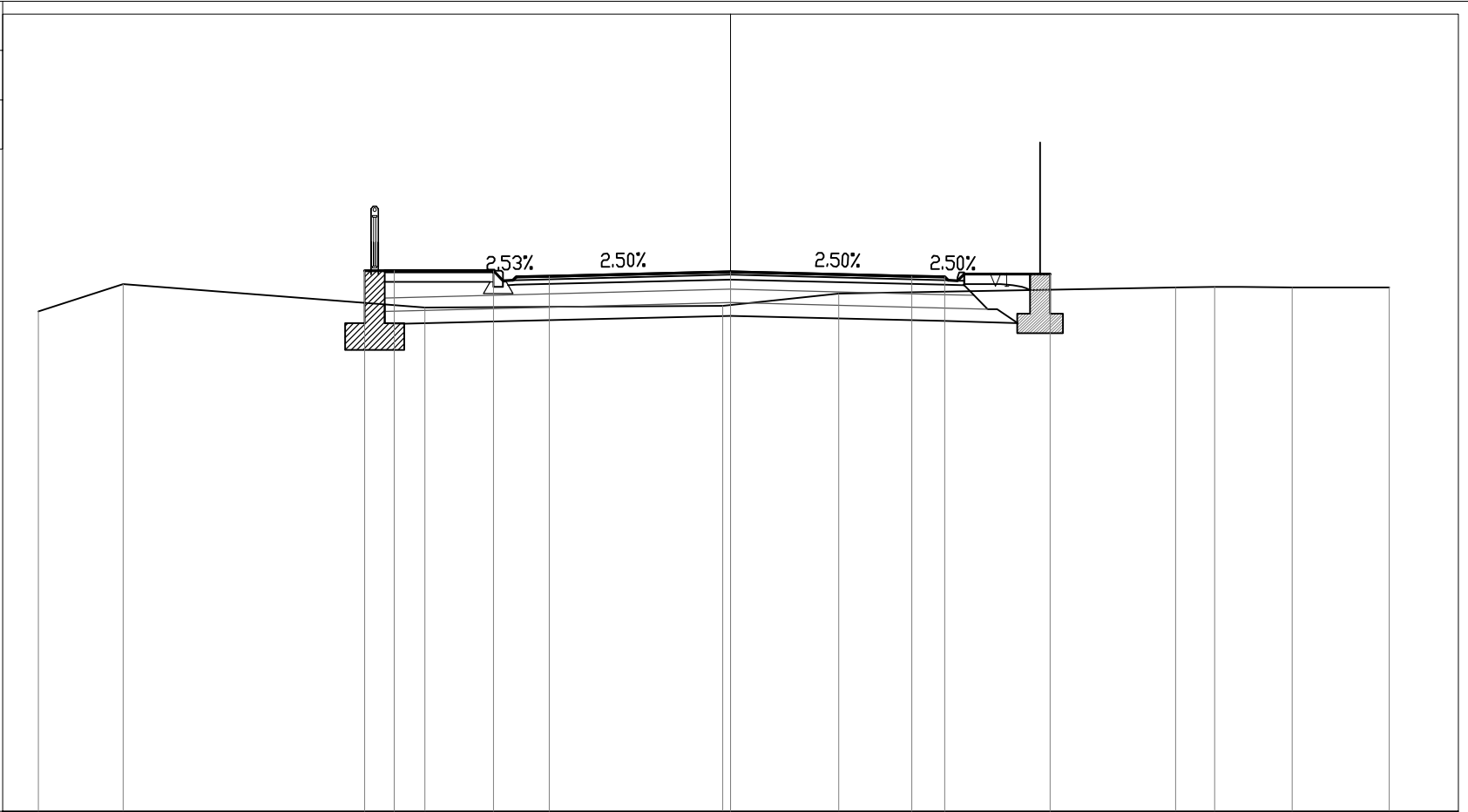
PROGRESSIVA 240.00

| | |
|--------------|----------|
| Rilevato | |
| A1 | 0.10 mq. |
| Sterro | |
| B1 | 2.53 mq. |
| Usura | |
| a1 | 1.65 ml. |
| a2 | 6.64 ml. |
| Totale: | 8.29 ml. |
| Binder | |
| b1 | 1.65 ml. |
| b2 | 7.00 ml. |
| Totale: | 8.65 ml. |
| Base | |
| c1 | 1.60 ml. |
| c2 | 7.00 ml. |
| Totale: | 8.60 ml. |
| Fondazione 1 | |
| d1 | 8.95 ml. |
| Fondazione 2 | |
| e1 | 9.16 ml. |

VEGETALE
V1 0.16 mq.



100
100



| | | | | | | | | | | | | | | |
|----------------------|--------|-------|------|-------|-------|-------|-------|-------|------|------|------|------|-------|------|
| PROGRESSIVE TERRENO | -10.50 | -9.22 | | -4.64 | | -0.12 | 1.65 | | | 6.76 | 7.35 | 8.53 | 10.00 | |
| PARZIALI TERRENO | 1.28 | | 4.58 | | 4.52 | | 1.77 | | 5.11 | 0.59 | 1.18 | 1.47 | | |
| QUOTE TERRENO | 8.59 | 9.00 | | 8.65 | | 8.67 | 8.86 | | | 8.95 | 8.96 | 8.96 | 8.95 | |
| PROGRESSIVE PROGETTO | | | | -5.55 | -5.10 | | -3.60 | -2.75 | | 0.00 | | 2.75 | 3.25 | 4.85 |
| PARZIALI PROGETTO | | | | 0.45 | 1.50 | 0.85 | 2.75 | | 2.75 | | 0.50 | 1.60 | | |
| QUOTE PROGETTO | | | | 9.21 | 9.21 | 9.21 | 9.12 | | 9.19 | | 9.12 | 9.11 | 9.16 | |

PROFILO Innesto

SEZIONE 14.IN

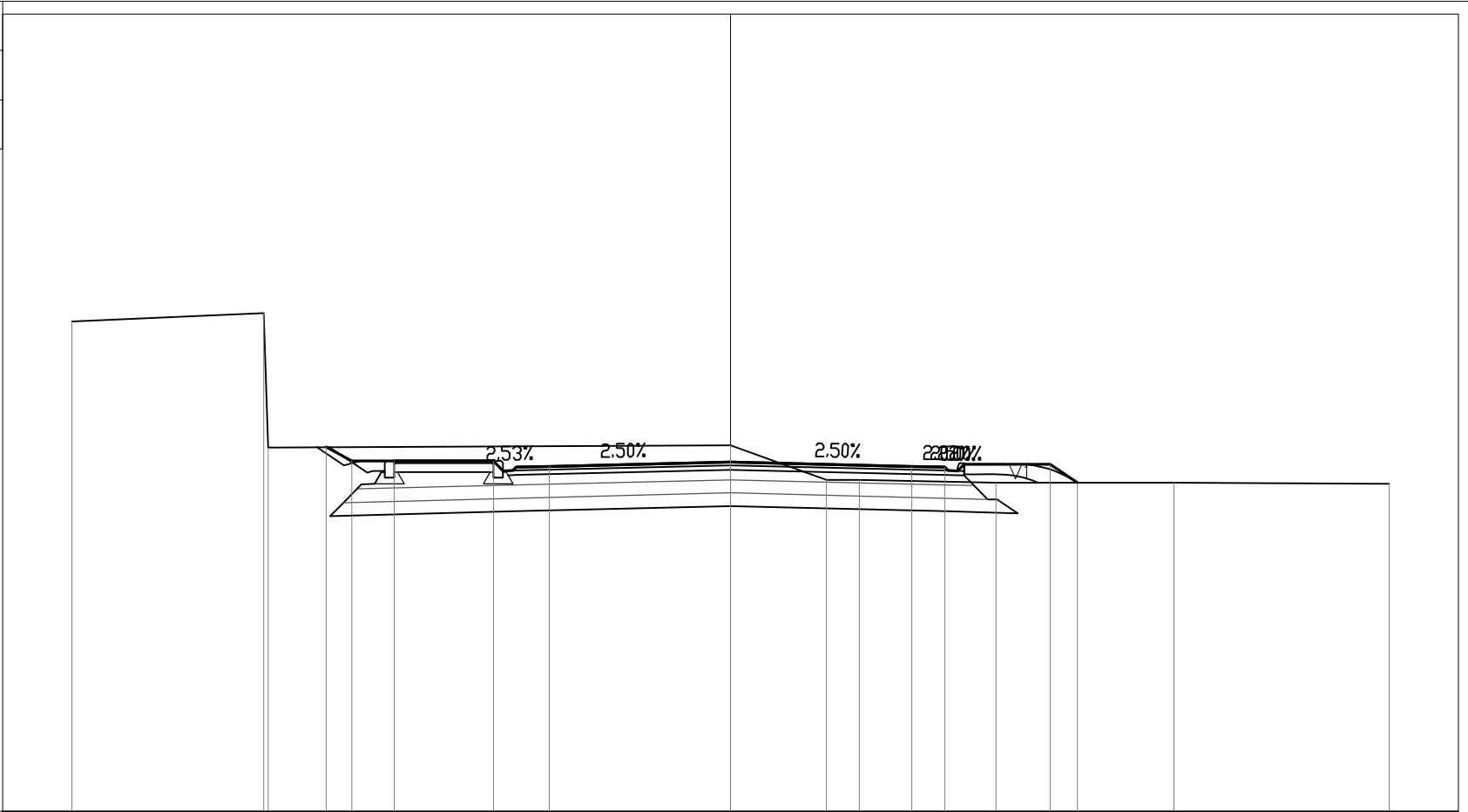
PROGRESSIVA 260.00

| | |
|--------------|----------|
| Rilevato | |
| A1 | 0.10 mq. |
| Sterro | |
| B1 | 7.82 mq. |
| Usura | |
| a1 | 1.50 ml. |
| a2 | 6.64 ml. |
| Totale: | 8.14 ml. |
| Binder | |
| b1 | 1.50 ml. |
| b2 | 7.00 ml. |
| Totale: | 8.50 ml. |
| Base | |
| c1 | 1.40 ml. |
| c2 | 6.99 ml. |
| Totale: | 8.39 ml. |
| Fondazione 1 | |
| d1 | 9.37 ml. |
| Fondazione 2 | |
| e1 | 9.79 ml. |

VEGETALE
V1 0.29 mq.



100
100



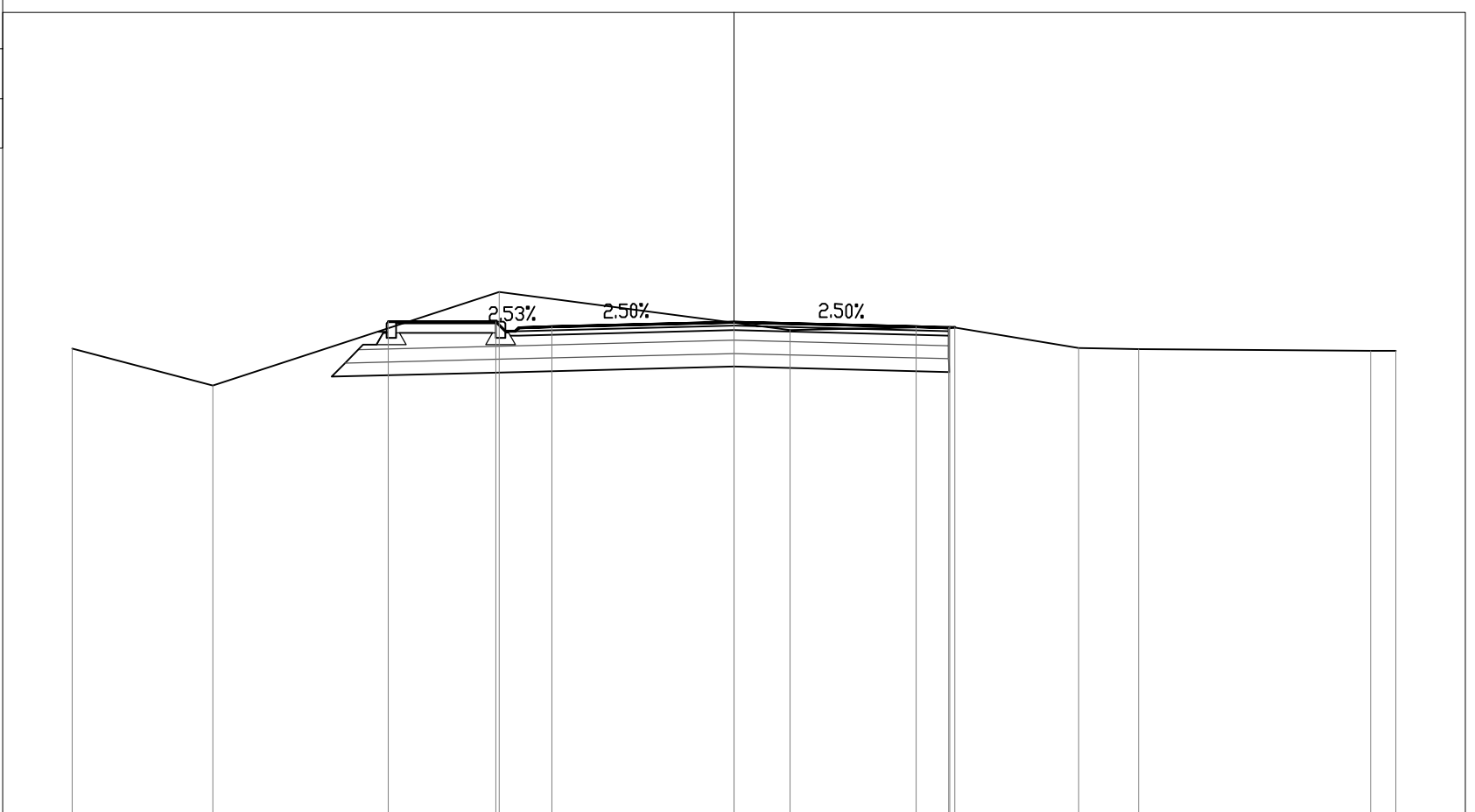
| | | | | | | | | | | | | |
|----------------------|--------|-------|-------|-------|-------|-------|-------|------|-------|------|------|------|
| PROGRESSIVE TERRENO | -10.00 | -7.09 | -7.02 | 0.00 | 1.46 | 1.96 | 4.03 | 6.73 | 10.00 | | | |
| PARZIALI TERRENO | 2.91 | 0.07 | 7.02 | 1.46 | 0.50 | 2.07 | 2.70 | 3.27 | | | | |
| QUOTE TERRENO | 11.43 | 11.56 | 9.52 | 9.56 | 9.04 | 9.03 | 8.99 | 8.99 | 8.97 | | | |
| PROGRESSIVE PROGETTO | | | -6.14 | -5.75 | -5.10 | -3.60 | -2.75 | 0.00 | 2.75 | 3.25 | 4.85 | 5.27 |
| PARZIALI PROGETTO | | | 0.39 | 0.65 | 1.50 | 0.85 | 2.75 | 2.75 | 0.50 | 1.60 | 0.42 | |
| QUOTE PROGETTO | | | 9.53 | 9.32 | 9.32 | 9.32 | 9.24 | 9.30 | 9.24 | 9.22 | 9.27 | 8.99 |

PROFILO Innesto

SEZIONE 15.IN

PROGRESSIVA 280.00

Usura
 a1 1.50 ml.
 a2 6.58 ml.
 Totale: 8.08 ml.
 Binder
 b1 1.50 ml.
 b2 6.69 ml.
 Totale: 8.19 ml.
 Base
 c1 1.40 ml.
 c2 6.61 ml.
 Totale: 8.01 ml.
 Fondazione 1
 d1 8.91 ml.
 Fondazione 2
 e1 9.13 ml.



| | | | | | | | | | |
|----------------------|--------|-------|-------|-------|-------|------|------|------|-------|
| PROGRESSIVE TERRENO | -10.00 | -7.87 | -3.55 | 0.85 | 3.26 | 5.21 | 6.12 | 9.62 | 10.00 |
| PARZIALI TERRENO | 2.13 | 4.32 | 4.40 | 2.41 | 1.95 | 0.91 | 3.50 | 0.38 | |
| QUOTE TERRENO | 9.02 | 8.46 | 9.88 | 9.30 | 9.35 | 9.03 | 9.01 | 8.99 | 8.99 |
| PROGRESSIVE PROGETTO | | | -5.22 | -3.60 | -2.75 | 0.00 | 2.75 | 3.24 | 3.34 |
| PARZIALI PROGETTO | | 1.62 | 0.85 | 2.75 | 2.75 | | | 0.50 | 0.10 |
| QUOTE PROGETTO | | 9.43 | 9.43 | 9.35 | 9.42 | 9.35 | 9.34 | 9.34 | 9.34 |