MARCIAPIEDE IN RETTILINEO
SCALA 1:20
BINARIO PARI E DISPARI
POLICENTRICA DOPPIO BINARIO

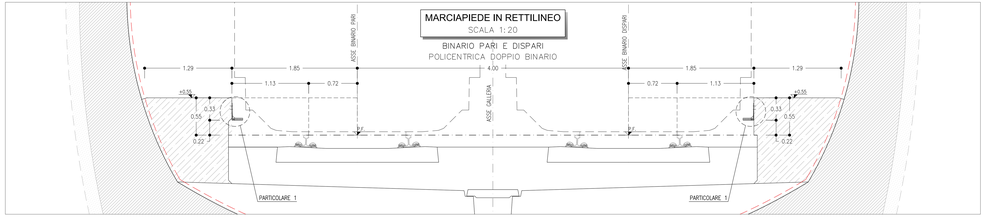

MARCIAPIEDE CAMERONE INTER.4-5m
SCALA 1:20
BINARIO PARI (CURVA SX SOPR.0.06m) E DISPARI (RETTILINEO)
POLICENTRICA DOPPIO BINARIO

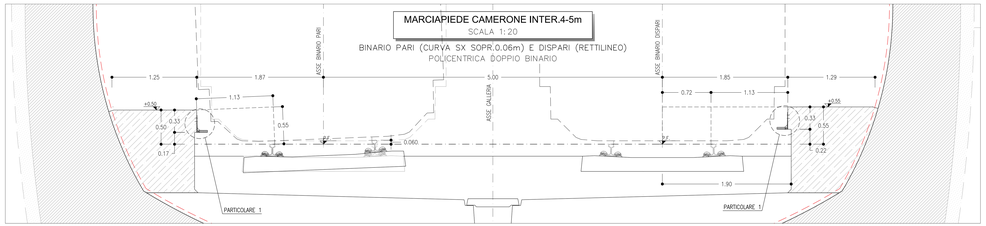

MARCIAPIEDE CAMERONE INTER.5-8m
SCALA 1:20
BINARIO PARI (CURVA SX SOPR.0.06m) E DISPARI (RETTILINEO)
POLICENTRICA DOPPIO BINARIO



MARCIAPIEDE CAMERONE INTER.8-11m
SCALA 1:20
BINARIO PARI (CURVA SX SOPR.0.06m) E DISPARI (RETTILINEO)
POLICENTRICA DOPPIO BINARIO

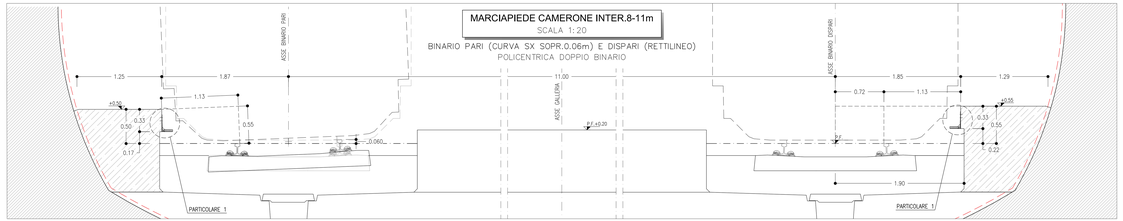

MARCIAPIEDE CAMERONE INTER.11-12.95m
SCALA 1:20
BINARIO PARI (RACCORDO PARABOLICO) E DISPARI (RETTILINEO)
POLICENTRICA DOPPIO BINARIO

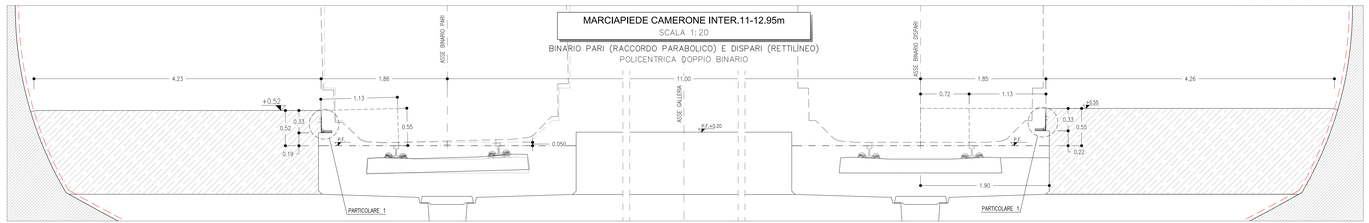

SCHEMA MARCIAPIEDE A CIGLIO VARIABILE
PIANTA

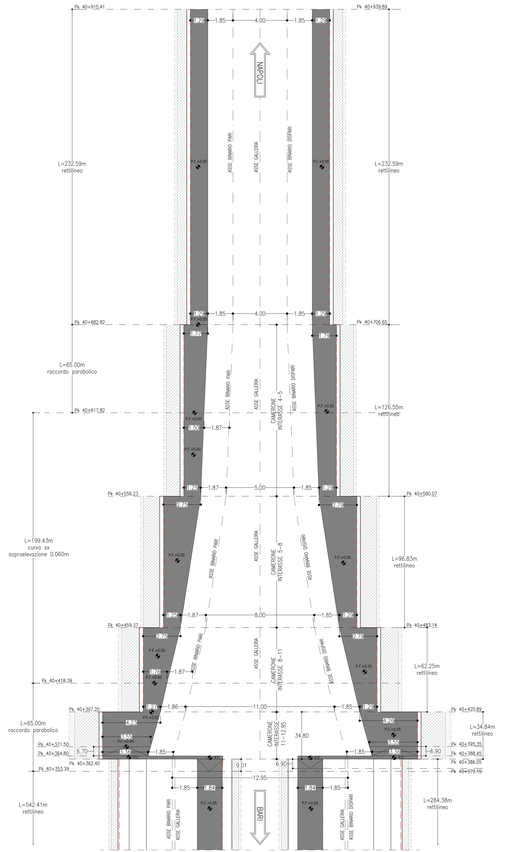

GALLERIA ORSARA
BINARIO PARI (DA BARI A NAPOLI)

DA PROGRESSIVA	A PROGRESSIVA	SVILUPPO [m]	ELEMENTO GEOMETRICO	RAGGIO [m]	VERSO	SOPRAELEVAZIONE [m]	INTRADOSSO GALLERIA	QUOTA MARCIAPIEDE (P.MARCIAPIEDE-P.F.) [m]	DISTANZA ASSE BINARIO-BORDO MARCIAPIEDE [m]	LARGHEZZA MARCIAPIEDE [m]
31044.00	31473.36	429.36	curva dx	2900	dx	0.100	MONOCENTRICA SINGOLO BINARIO	0.47	1.88	1.76
31473.36	31578.36	105.00	raccordo parabolico	VAR.	dx	0.100–0		0.47–0.55	1.88–1.85	1.76–1.84
31578.36	32112.52	534.16	rettilineo	–	–	0		0.55	1.85	1.84
32112.52	32172.52	60.00	raccordo parabolico	var.	sx	0–0.040		0.55–0.62	1.85–1.83	1.84–1.90
32172.52	32296.24	123.72	curva sx	10000	sx	0.040		0.62	1.83	1.90
32296.24	32356.24	60.00	raccordo parabolico	VAR.	sx	0.040–0		0.62–0.55	1.83–1.85	1.90–1.84
32356.24	32656.85	300.61	rettilineo	–	–	0		0.55	1.85	1.84
32656.85	32716.85	60.00	raccordo parabolico	var.	dx	0–0.040		0.55–0.52	1.85–1.86	1.84–1.81
32716.85	32840.57	123.72	curva dx	10000	dx	0.040		0.52	1.86	1.81
32840.57	32900.57	60.00	raccordo parabolico	VAR.	dx	0.040–0		0.52–0.55	1.86–1.85	1.81–1.84
32900.57	33002.80	1002.23	rettilineo	–	–	0		0.55	1.85	1.84
33002.80	34066.65	163.85	raccordo parabolico	var.	sx	0–0.115		0.55–0.75	1.85–1.80	1.84–2.00
34066.65	35260.89	1194.24	curva sx	3550	sx	0.115		0.75	1.80	2.00
35260.89	35290.89	30.00	raccordo parabolico	VAR.	sx	0.115–0.110		0.75–0.74	1.80	2.00
35290.89	36560.09	1269.20	curva sx	3700	sx	0.110		0.74	1.80	2.00
36560.09	36715.09	155.00	raccordo parabolico	VAR.	sx	0.110–0		0.74–0.55	1.80–1.85	2.00–1.84
36715.09	36878.02	162.93	rettilineo	–	–	0		0.55	1.85	1.84
36878.02	37059.11	181.09	raccordo parabolico	var.	dx	0–0.125		0.55–0.45	1.85–1.89	1.84–1.74
37059.11	38513.31	1254.20	curva dx	3340	dx	0.125		0.45	1.89	1.74
38513.31	38494.40	181.09	raccordo parabolico	VAR.	dx	0.125–0		0.45–0.55	1.89–1.85	1.74–1.84
38494.40	38628.76	134.36	rettilineo	–	–	0		0.55	1.85	1.84
38628.76	38807.68	178.92	raccordo parabolico	VAR.	sx	0–0.125		0.55–0.76	1.85–1.80	1.84–2.02
38807.68	39707.19	899.51	curva sx	3300	sx	0.125		0.76	1.80	2.02
39707.19	39886.11	178.92	raccordo parabolico	VAR.	sx	0.125–0		0.76–0.55	1.80	2.02
39886.11	40353.39	467.28	rettilineo	–	–	0		0.55	1.85	1.84
40353.39	40362.40	9.01	raccordo parabolico	VAR.	sx	0–0.060		0.55–0	1.85	1.84–1.89
40362.40	40364.80	2.40	raccordo parabolico	VAR.	sx	0–0.060	POLICENTRICA DOPPIO BINARIO	0	–	–
40364.80	40371.50	6.70						0–0.54	1.85	3.36–3.55
40371.50	40397.20	25.70						0.54–0.52	1.85–1.86	3.55–4.23
40397.20	40418.39	21.19						0.52–0.50	1.86–1.87	1.27–1.76
40418.39	40459.37	137.84	curva sx	4600	sx	0.060		0.50	1.87	1.76–2.75
40459.37	40556.23	158.45								1.25–2.75
40556.23	40617.82	126.59								1.25–1.50
40617.82	40682.82	65.00	raccordo parabolico	VAR.	sx	0.060–0		0.50–0.55	1.87–1.85	1.50–1.77
40682.82	40915.41	232.59	rettilineo	–	–	0	POLICENTRICA DOPPIO BINARIO	0.55	1.85	1.29

GALLERIA ORSARA
BINARIO DISPARI (DA BARI A NAPOLI)

DA PROGRESSIVA	A PROGRESSIVA	SVILUPPO [m]	ELEMENTO GEOMETRICO	RAGGIO [m]	VERSO	SOPRAELEVAZIONE [m]	INTRADOSSO GALLERIA	QUOTA MARCIAPIEDE (P.MARCIAPIEDE-P.F.) [m]	DISTANZA ASSE BINARIO-BORDO MARCIAPIEDE [m]	LARGHEZZA MARCIAPIEDE [m]
31037.77	31078.86	41.09	raccordo parabolico	VAR.	dx	0.060–0.025	MONOCENTRICA SINGOLO BINARIO	0.65–0.59	1.88–1.84	1.87–1.88
31078.86	31180.84	101.98	curva dx	10000	dx	0.025		0.59	1.84	1.88
31180.84	31305.84	125.00	raccordo parabolico	VAR.	dx	0.025–0.145		0.59–0.80	1.84–1.79	1.88–2.05
31305.84	31399.25	93.41	curva dx	20000	dx	0.145		0.80	1.79	2.02
31399.25	31549.25	150.00	raccordo parabolico	var.	dx	0.145–0		0.80–0.55	1.79–1.85	2.02–1.84
31549.25	32745.49	1196.24	rettilineo	–	–	0		0.55	1.85	1.84
32745.49	32795.49	50.00	raccordo parabolico	VAR.	sx	0–0.035		0.55–0.52	1.85–1.86	1.84–1.81
32795.49	32920.08	124.59	curva sx	12000	sx	0.035		0.52	1.86	1.81
32920.08	32970.08	50.00	raccordo parabolico	var.	sx	0.035–0		0.52–0.55	1.86–1.85	1.81–1.84
32970.08	33893.57	923.49	rettilineo	–	–	0		0.55	1.85	1.84
33893.57	34058.57	165.00	raccordo parabolico	VAR.	sx	0–0.115		0.55–0.46	1.85–1.89	1.84–1.75
34058.57	36527.82	2469.25	curva sx	3600	sx	0.115		0.46	1.89	1.75
36527.82	36692.82	165.00	raccordo parabolico	var.	sx	0.115–0		0.46–0.55	1.89–1.85	1.75–1.84
36692.82	36905.26	212.44	rettilineo	–	–	0		0.55	1.85	1.84
36905.26	37085.26	180.00	raccordo parabolico	VAR.	dx	0–0.125		0.55–0.76	1.85–1.80	1.84–2.02
37085.26	38323.36	1238.10	curva dx	3300	dx	0.125		0.76	1.80	2.02
38323.36	38503.36	180.00	raccordo parabolico	VAR.	dx	0.125–0		0.76–0.55	1.80–1.85	2.02–1.84
38503.36	38637.73	134.37	rettilineo	–	–	0		0.55	1.85	1.84
38637.73	38817.73	180.00	raccordo parabolico	var.	sx	0–0.125		0.55–0.45	1.85–1.89	1.84–1.74
38817.73	39921.22	1103.49	curva sx	3240	sx	0.125		0.45	1.89	1.74
39921.22	40101.22	180.00	raccordo parabolico	VAR.	sx	0.125–0		0.45–0.55	1.89–1.85	1.74–1.84
40101.22	40379.15	277.93	rettilineo	–	–	0		0.55	1.85	1.84
40379.15	40386.05	6.90						0.55–0	1.85	1.84
40386.05	40388.45	2.40	rettilineo	–	–	0	POLICENTRICA DOPPIO BINARIO	0	–	–
40388.45	40395.35	6.90						0–0.55	1.85	3.36–3.55
40395.35	40420.89	25.54								3.55–4.26
40420.89	40483.14	62.25						0.55	1.85	1.29–2.79
40483.14	40580.07	96.93								1.29–2.79
40580.07	40706.65	126.58								1.29–1.79
40706.65	40939.24	232.59	rettilineo	–	–		POLICENTRICA DOPPIO BINARIO	0.55	1.85	1.29

KEY-PLAN

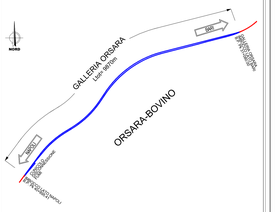

PARTICOLARE 1
SCALA 1:5

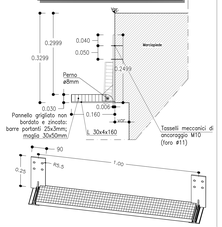

NOTE

- PER LE CARATTERISTICHE DEI MATERIALI E NOTE DI CARATTERE GENERALE SI RIMANDA ALL'ELABORATO IF1W00D07SPGN0000002A
- EVENTUALI DIFFERENZE TRA LE MISURE TOTALI E LE SOMMATORIE DELLE MISURE PARZIALI SONO DOVUTE AGLI ARROTONDAMENTI AUTOMATICI DI AUTOCAD
- LE DIMENSIONI DEI MARCIAPIEDI SONO DEFINITE AL NETTO DELLA TOLLERANZA.

LEGENDA

P.F.:= PIANO DEL FERRO

COMMITTENTE:

RFI RETE FERROVIARIA ITALIANA
GRUPPO FERROVIE DELLO STATO ITALIANE

PROGETTAZIONE:

ITALFERR
GRUPPO FERROVIE DELLO STATO ITALIANE

DIREZIONE TECNICA
U.O. GALLERIE

PROGETTO DEFINITIVO

ITINERARIO NAPOLI - BARI
RADDOPPIO TRATTA BOVINO - ORSARA

GALLERIE DI LINEA - GALLERIA ORSARA
Andamento plano-altimetrico del marciapiede a ciglio variabile - Tav. 2di 2

SCALA - Varie

COMMESSA	LOTTO	FASE	ENTE	TIPO DOC.	OPERA/DISCIPLINA	PROGR.	REV.
IF1W	00	D	07	BZ	GN0100	002	A

Revis.	Descrizione	Redatto	Data	Verificato	Data	Approvato	Data	Autorizzato	Data
A	Emissione Esecutiva	F.Fogli	Dic.2018	F.Ferrante	Dic.2018	G.Fadda	Dic.2018	G.Fadda	

File: IF1W00D07BZGN0100002A.dwg

n. Elab.: 306_3