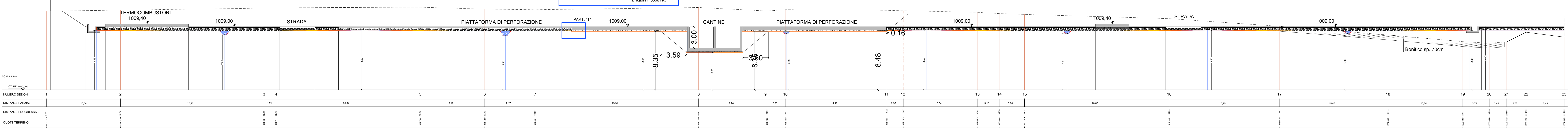
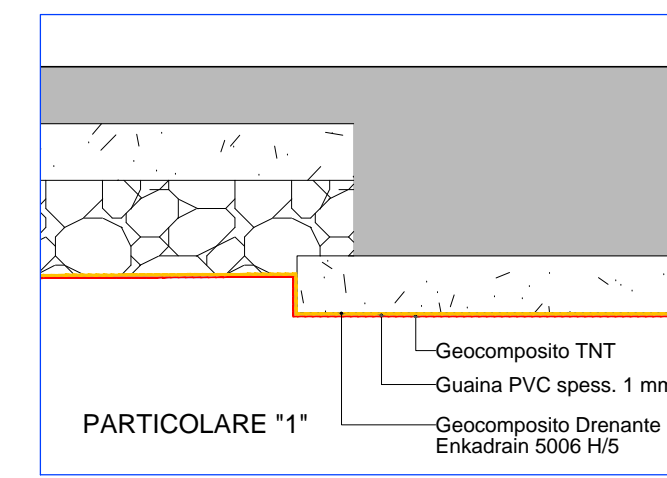



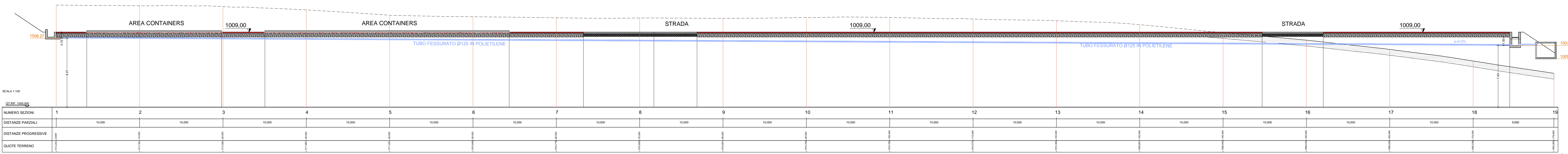
SEZIONE A-A



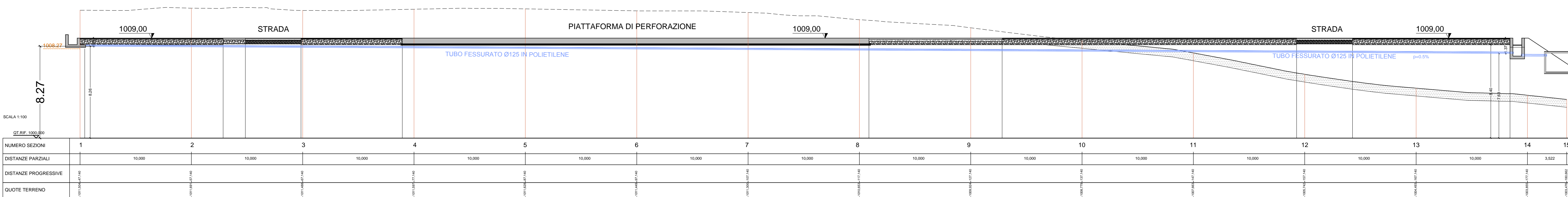
DRENAGGIO "1"



DRENAGGIO "2"



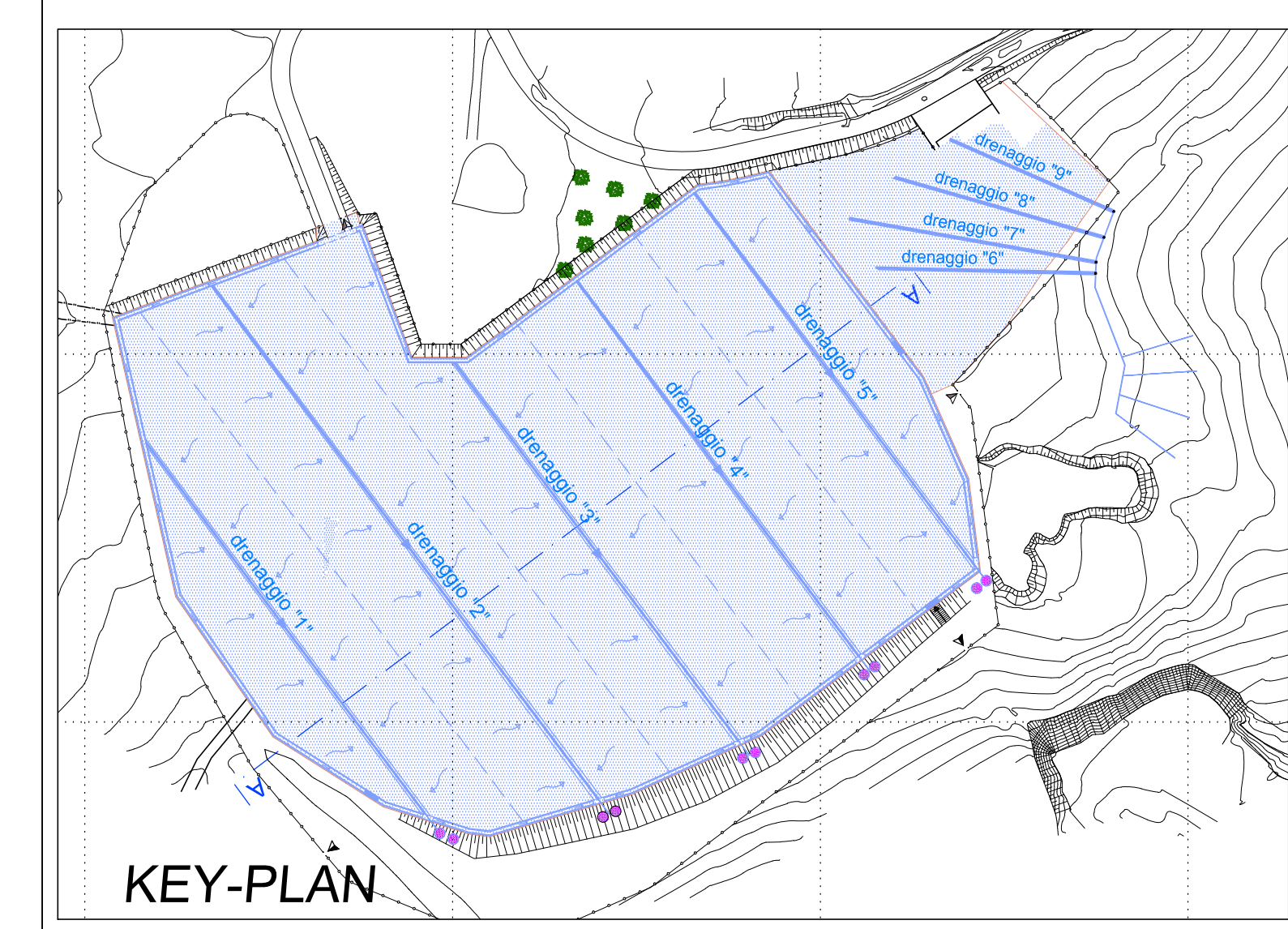
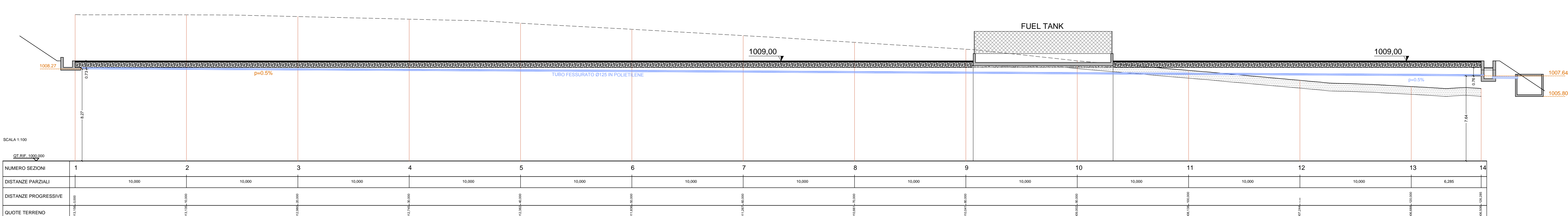
DRENAGGIO "3"



DRENAGGIO "4"



DRENAGGIO "5"



KEY-PLAN

NOTE:
 All'interno degli assi di drenaggio, i tubi drenanti avranno una pendenza minima dello 0,5%.
 La superficie drenata avrà una pendenza trasversale minima dello 0,5%.

| | | | | | | |
|----|------------|-----|---------------------|---------|----------|---------|
| 01 | 13/04/2018 | AFC | Aggiornamento | COLLIZI | AZZAROLI | BOVADES |
| 00 | 15/06/2017 | IFC | Issued For Comments | COLLIZI | AZZAROLI | BOVADES |

| Revision | Date | Status | Revision memo | Issued by | Checked by | Approved by |
|----------|------|--------|---------------|-----------|------------|-------------|
| | | | | | | |

This document is the property of TOTAL and shall not be disclosed to third parties or reproduced without permission of the owner. This document has been generated by an Electronic Document Management System. When printed it is considered as a for information only copy. The controlled copy is the screen version and it is the holder's responsibility to use the latest valid version.

PROGETTO ESECUTIVO

PROGETTAZIONE DEL NUOVO PIAZZALE DI PERFORAZIONE "GORGOGNONE 3"
GG-3 - PREPARAZIONE DEL SITO - SEZIONI

| | | | | | | | |
|--------------|--------------------------------|-----------------|----|-------------|--------|----------------------|----------------------------|
| Doc. Type: | DRW | Syst. / S-Syst: | NA | Descipline: | CIV | Electronic Filename: | IT-TPR-WS-RPA-002132_rev01 |
| COMPANY: | IT-TPR-WS-RPA-002132 | Rev: | 01 | Scale: | 1:100 | | |
| Contributor: | IT-TPR-WS-RPA-002132_rev01.dwg | Format: | A0 | Folio: | 1 of 1 | | |