

Città
metropolitana
di Milano

Westfield

WESTFIELD MILAN S.p.a.
C.so Giacomo Matteotti, 10
20121 Milano

ACCORDO DI PROGRAMMA
(APPROVATO CON D.P.G.R. DEL 22.05.2009 N.5095)
PRIMO ATTO INTEGRATIVO
(APPROVATO CON D.P.G.R. DEL 29.03.2010 N.3148)

POTENZIAMENTO DELLA S.P. N.103
"ANTICA DI CASSANO"
1° LOTTO - 2° STRALCIO
TRATTA B

PROGETTO ESECUTIVO

TITOLO elaborato : PARTE STRADALE SVINCOLI Svincolo Cascina Gabbadera - Sezioni trasversali rami A-B-C-rotatoria- adeguamento S.P. n.103				Cod. Elaborato: C.03.03.03
CODICE WM : WM-ERR-TB-00-M2-C-95036				Scala: 1:200
	Redatto FOI	Controllato VISCHIONI	Approvato RINALDI	Data: Maggio 2015

Revisioni	Redatto	Controllato	Approvato	DATA:
A	FOI	VISCHIONI	RINALDI	VERIFICA - SETT. 2015
B				
C				
D				

Progettazione :



Il Direttore Tecnico
Dott.Ing. Alberto RINALDI

Visto

Visto

WESTFIELD MILAN S.p.a.
C.so Giacomo Matteotti, 10
20121 Milano

.....

.....

Ramo A

PROFILO R_A

SEZIONE 2

PROGRESSIVA 1.00

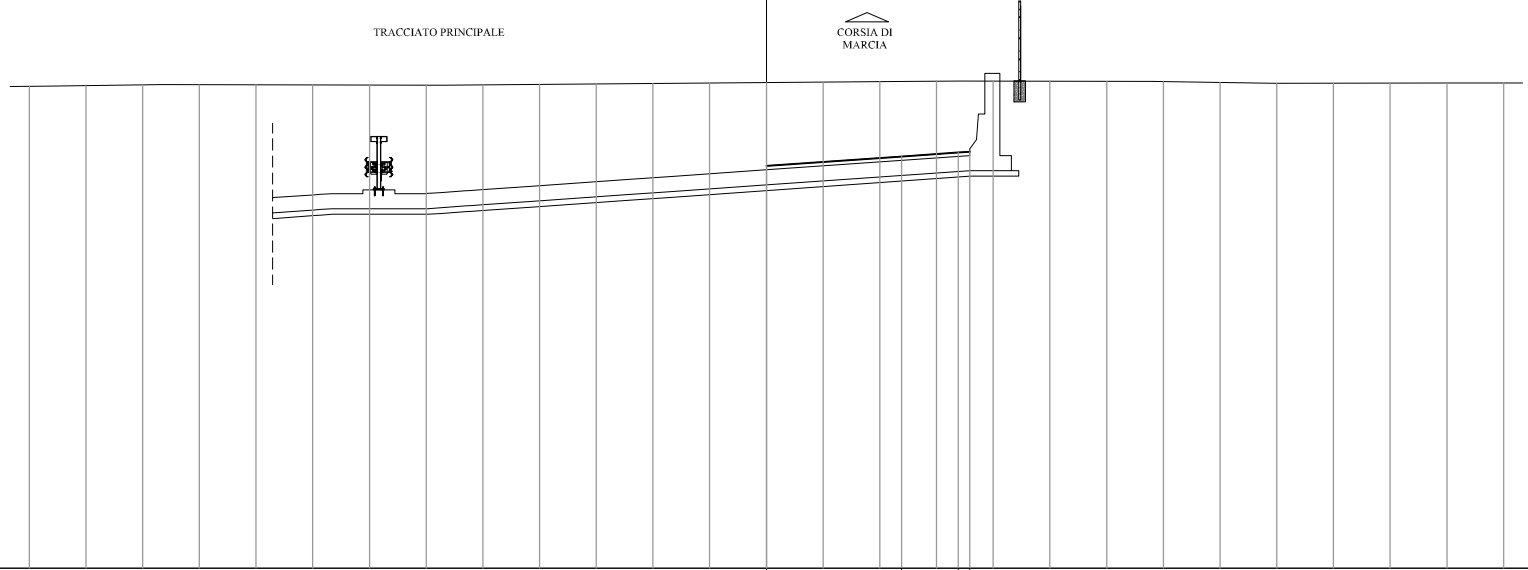
Usura su vasca
uv1 5.38 ml.

TRACCIATO PRINCIPALE

CORSIA DI MARCIA

107

200
200



DISTANZE PROGRESSIVE
PROGETTO

0.00 3.58 5.08 5.38

DISTANZE PARZIALI
PROGETTO

3.58 1.50 0.30

QUOTE
PROGETTO

117.65 117.90 118.00 118.02

DISTANZE PROGRESSIVE
TERRENO

19.50 18.00 16.50 15.00 13.50 12.00 10.50 9.00 7.50 6.00 4.50 3.00 1.50 0.00 1.50 3.00 4.50 6.00 7.50 9.00 10.50 12.00 13.50 15.00 16.50 18.00 19.50

DISTANZE PARZIALI
TERRENO

1.50 1.50

QUOTE
TERRENO

119.75 119.77 119.79 119.79 119.79 119.79 119.79 119.78 119.79 119.80 119.82 119.83 119.84 119.85 119.87 119.88 119.89 119.89 119.89 119.88 119.88 119.85 119.83 119.84 119.84 119.84 119.84 119.84

PROFILO R_A

SEZIONE 3

PROGRESSIVA 9.59

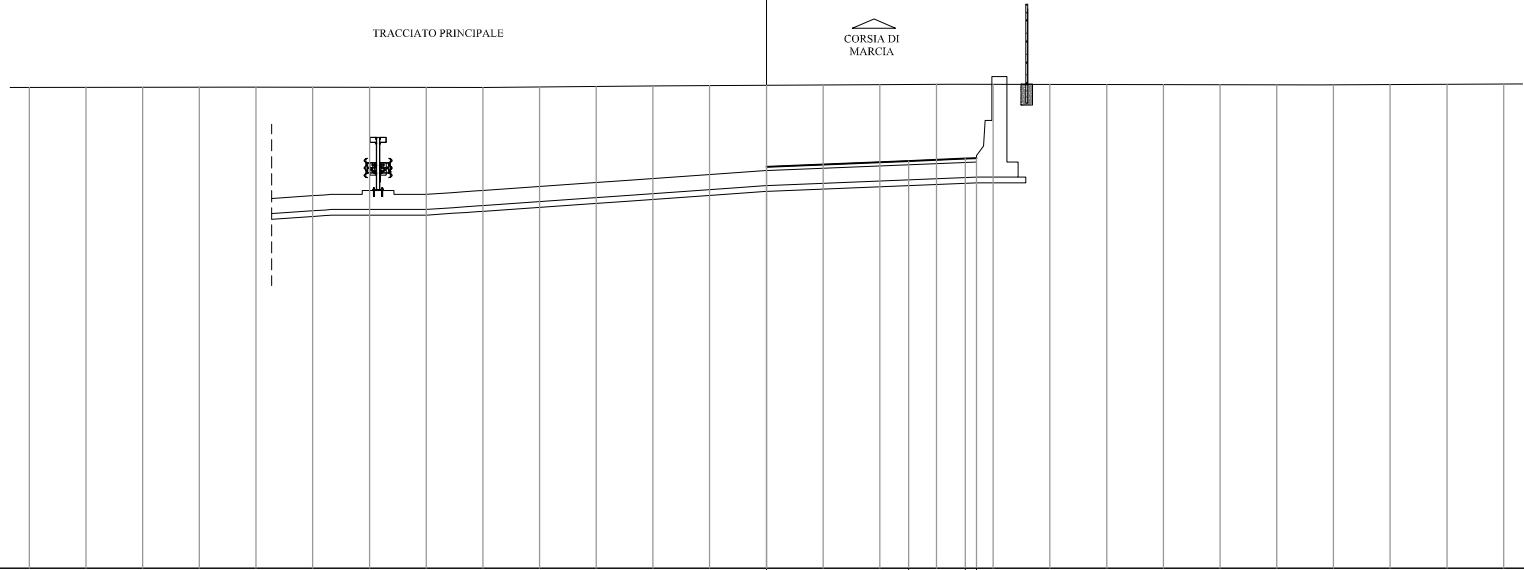
Usura su vasca uv1 5.56 ml.

TRACCIATO PRINCIPALE

CORSIA DI MARCIA

107


200

DISTANZE PROGRESSIVE PROGETTO

0.00 3.76 5.26 5.56

DISTANZE PARZIALI PROGETTO

3.76 1.50 0.30

QUOTE PROGETTO

117.62 117.78 117.84 117.85

DISTANZE PROGRESSIVE TERRENO

19.50 18.00 16.50 15.00 13.50 12.00 10.50 9.00 7.50 6.00 4.50 3.00 1.50 0.00 1.50 3.00 4.50 6.00 7.50 9.00 10.50 12.00 13.50 15.00 16.50 18.00 19.50

DISTANZE PARZIALI TERRENO

1.50 1.50

QUOTE TERRENO

119.73 119.73 119.73 119.73 119.73 119.73 119.73 119.73 119.72 119.74 119.75 119.76 119.77 119.78 119.79 119.80 119.81 119.81 119.81 119.80 119.80 119.80 119.79 119.79 119.80 119.81 119.81 119.82

PROFILO R_A

SEZIONE 4

PROGRESSIVA 23.63

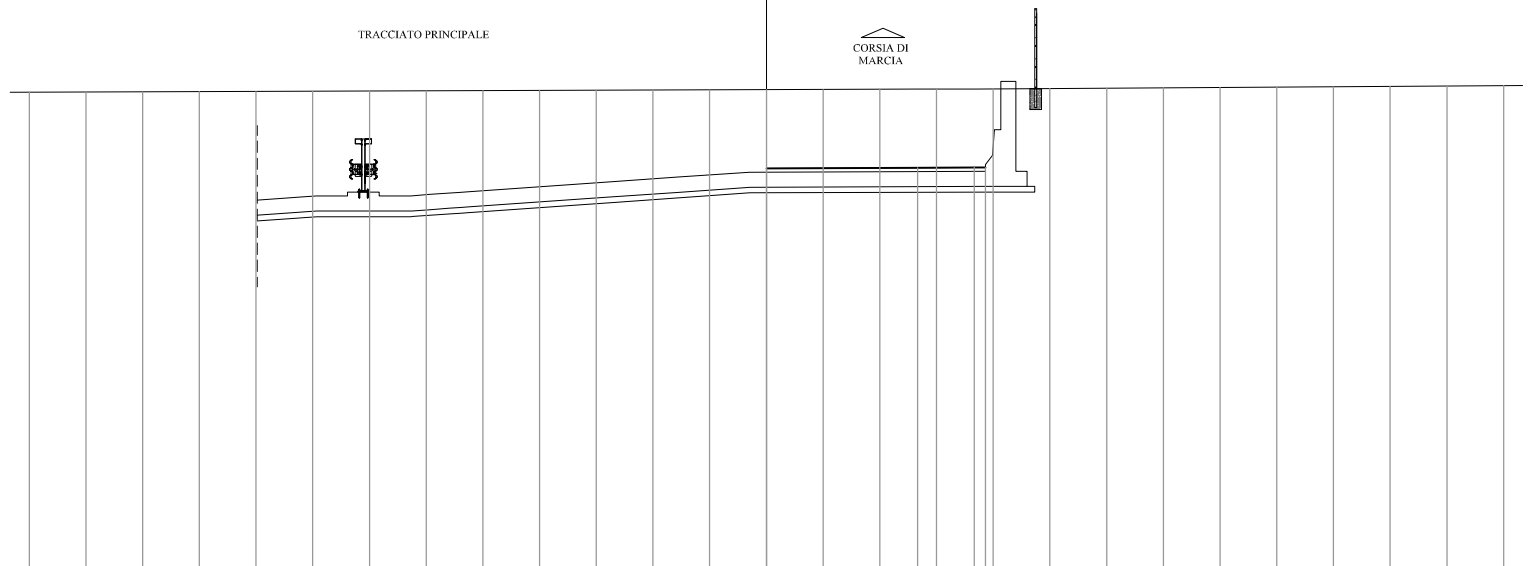
Usura su vasca uv1 5.80 ml.

TRACCIATO PRINCIPALE

CORSIA DI MARCIA

107

200
200



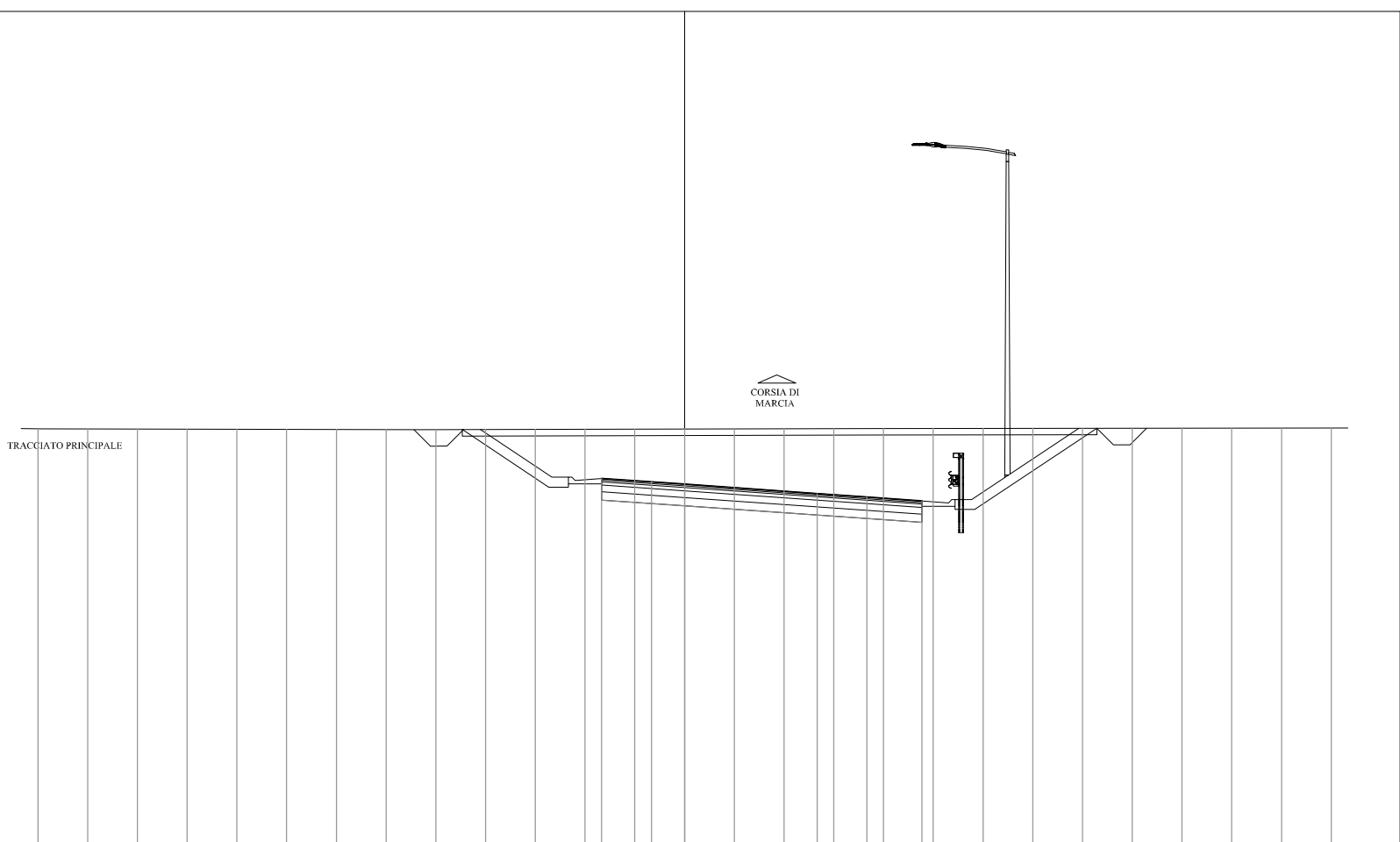
DISTANZE PROGRESSIVE PROGETTO																					0.00	4.00	5.50	5.80																	
DISTANZE PARZIALI PROGETTO																						4.00	1.50	0.30																	
QUOTE PROGETTO																					117.58		117.60	117.61	117.61																
DISTANZE PROGRESSIVE TERRENO	-19.50	-18.00	-16.50	-15.00	-13.50	-12.00	-10.50	-9.00	-7.50	-6.00	-4.50	-3.00	-1.50	0.00	1.50	3.00	4.50	6.00	7.50	9.00	10.50	12.00	13.50	15.00	16.50	18.00	19.50														
DISTANZE PARZIALI TERRENO		1.50	1.50	1.50	1.50	1.50	1.50	1.50	1.50	1.50	1.50	1.50	1.50	1.50	1.50	1.50	1.50	1.50	1.50	1.50	1.50	1.50	1.50	1.50	1.50	1.50	1.50														
QUOTE TERRENO	119.59	119.60	119.60	119.61	119.62	119.62	119.63	119.63	119.64	119.64	119.65	119.65	119.66	119.66	119.67	119.67	119.68	119.69	119.70	119.70	119.71	119.72	119.73	119.74	119.75	119.76	119.77														

PROFILO R_A

SEZIONE 8

PROGRESSIVA 79.59

Sterro	
ST1	37.30 mq.
Compattazione	
col	9.66 ml.
Scotico trincea	
st1	19.13 ml.
Usura su piattaforma (sp=65cm)	
us1	9.66 ml.
Vegetale	
ve1	4.38 ml.
ve2	3.10 ml.
Totale:	7.48 ml.



200

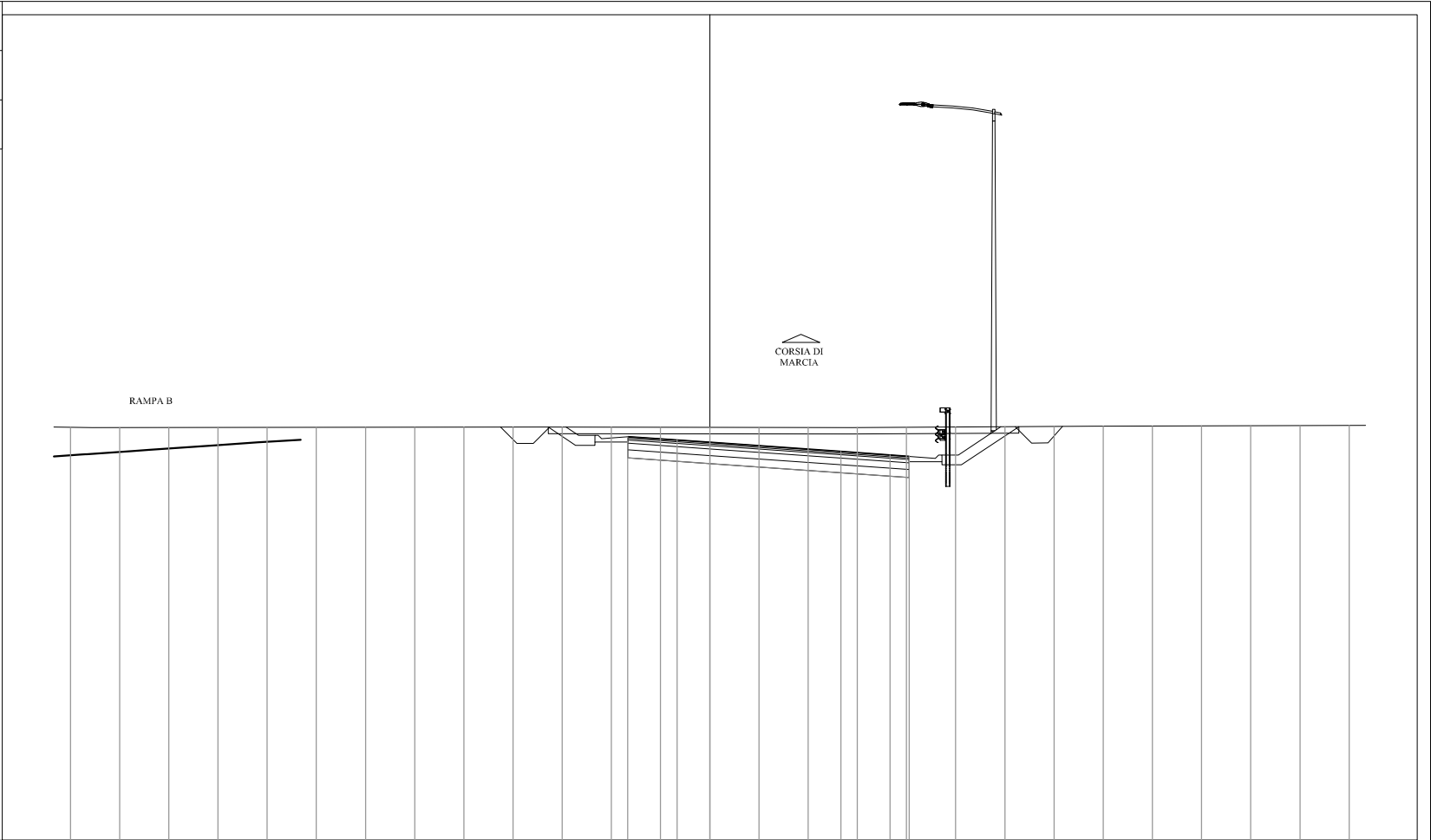
DISTANZE PROGRESSIVE PROGETTO												-2.50	-1.00	0.00			4.00	5.50	7.16								
DISTANZE PARZIALI PROGETTO												1.50	1.00		4.00	1.50	1.66										
QUOTE PROGETTO												118.11	118.00	117.93			117.65	117.55	117.43								
DISTANZE PROGRESSIVE TERRENO	-19.50	-18.00	-16.50	-15.00	-13.50	-12.00	-10.50	-9.00	-7.50	-6.00	-4.50	-3.00	-1.50	0.00	1.50	3.00	4.50	6.00	7.50	9.00	10.50	12.00	13.50	15.00	16.50	18.00	19.50
DISTANZE PARZIALI TERRENO		1.50	1.50	1.50	1.50	1.50	1.50	1.50	1.50	1.50	1.50	1.50	1.50	1.50	1.50	1.50	1.50	1.50	1.50	1.50	1.50	1.50	1.50	1.50	1.50	1.50	1.50
QUOTE TERRENO	119.61	119.60	119.60	119.60	119.59	119.59	119.59	119.58	119.58	119.59	119.59	119.59	119.60	119.60	119.61	119.61	119.61	119.62	119.62	119.62	119.62	119.62	119.62	119.63	119.63	119.63	119.63

PROFILO R_A

SEZIONE 10

PROGRESSIVA 120.00

Sterro	
ST1	14.34 mq.
Compattazione	
col	8.58 ml.
Scotico trincea	
st1	14.34 ml.
Usura su piattaforma (sp=65cm)	
us1	8.58 ml.
Vegetale	
ve1	2.06 ml.
ve2	0.95 ml.
Totale:	3.01 ml.



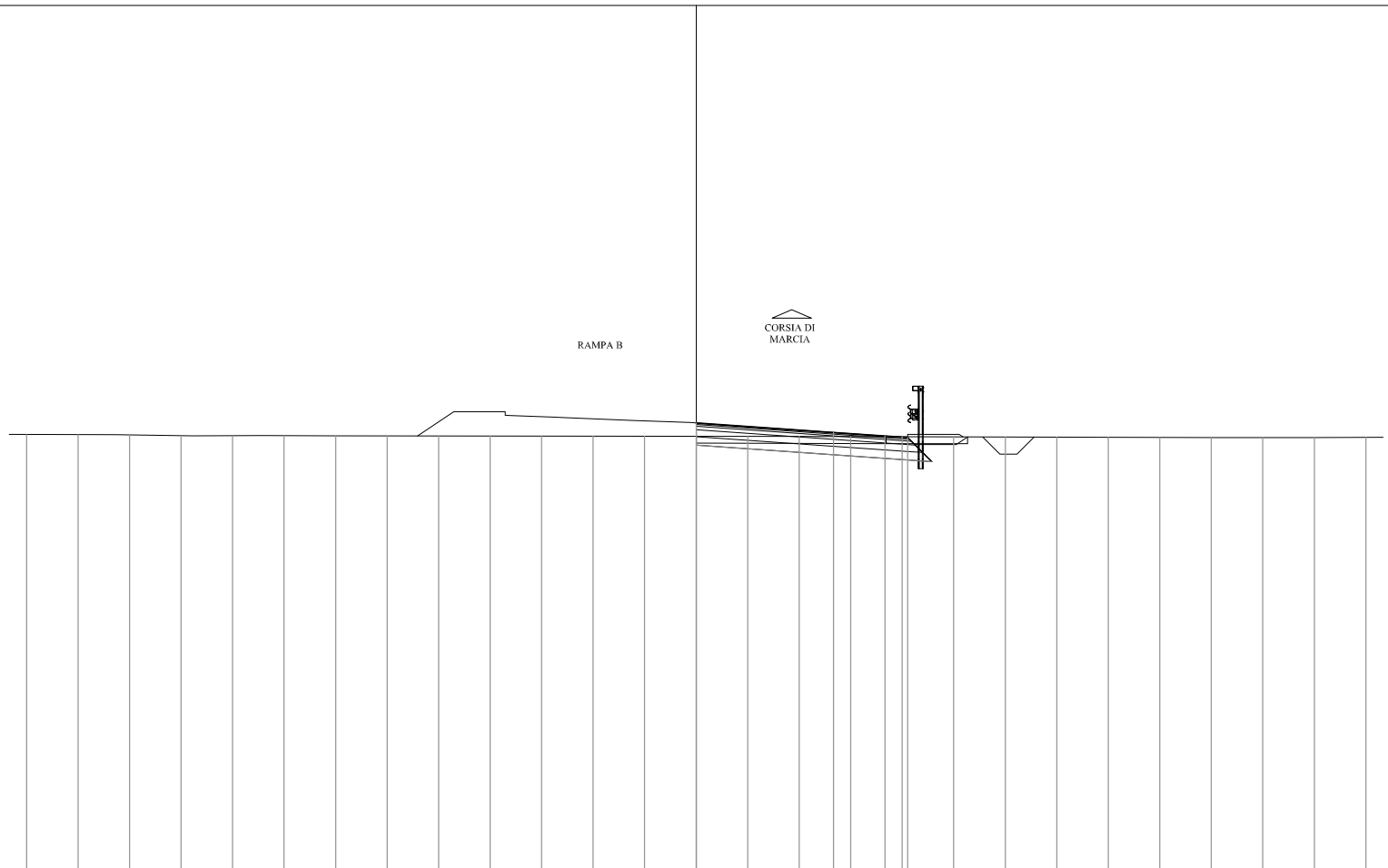
DISTANZE PROGRESSIVE PROGETTO													-2.50											4.00	5.50	6.08		
DISTANZE PARZIALI PROGETTO													1.50	1.00		4.00		1.50	0.58									
QUOTE PROGETTO													119.32	119.21	119.14		118.86	118.76	118.72									
DISTANZE PROGRESSIVE TERRENO		-19.50	-18.00	-16.50	-15.00	-13.50	-12.00	-10.50	-9.00	-7.50	-6.00	-4.50	-3.00	-1.50	0.00	1.50	3.00	4.50	6.00	7.50	9.00	10.50	12.00	13.50	15.00	16.50	18.00	19.50
DISTANZE PARZIALI TERRENO		1.50	1.50	1.50	1.50	1.50	1.50	1.50	1.50	1.50	1.50	1.50	1.50	1.50	1.50	1.50	1.50	1.50	1.50	1.50	1.50	1.50	1.50	1.50	1.50	1.50	1.50	
QUOTE TERRENO		119.61	119.60	119.60	119.60	119.60	119.60	119.61	119.61	119.61	119.61	119.61	119.61	119.61	119.61	119.60	119.60	119.60	119.61	119.61	119.62	119.63	119.64	119.64	119.65	119.65	119.66	119.66

PROFILO R_A

SEZIONE 13

PROGRESSIVA 163.05

Sterro
 ST1 3.46 mq.
 Compattazione
 col 6.86 ml.
 Scotico rilevato
 sr1 0.00 ml.
 Scotico trincea
 st1 2.38 ml.
 st2 0.00 ml.
 st3 5.52 ml.
 Totale: 7.90 ml.
 Usura su piattaforma (sp=65cm)
 us1 6.16 ml.
 Vegetale
 ve1 1.64 ml.



DISTANZE PROGRESSIVE PROGETTO

0.00 4.00 5.50 6.16

DISTANZE PARZIALI PROGETTO

4.00 1.50 0.66

QUOTE PROGETTO

120.03 119.75 119.65 119.60

DISTANZE PROGRESSIVE TERRENO

19.50 18.00 16.50 15.00 13.50 12.00 10.50 9.00 7.50 6.00 4.50 3.00 1.50 0.00 1.50 3.00 4.50 6.00 7.50 9.00 10.50 12.00 13.50 15.00 16.50 18.00 19.50

DISTANZE PARZIALI TERRENO

1.50 1.50

QUOTE TERRENO

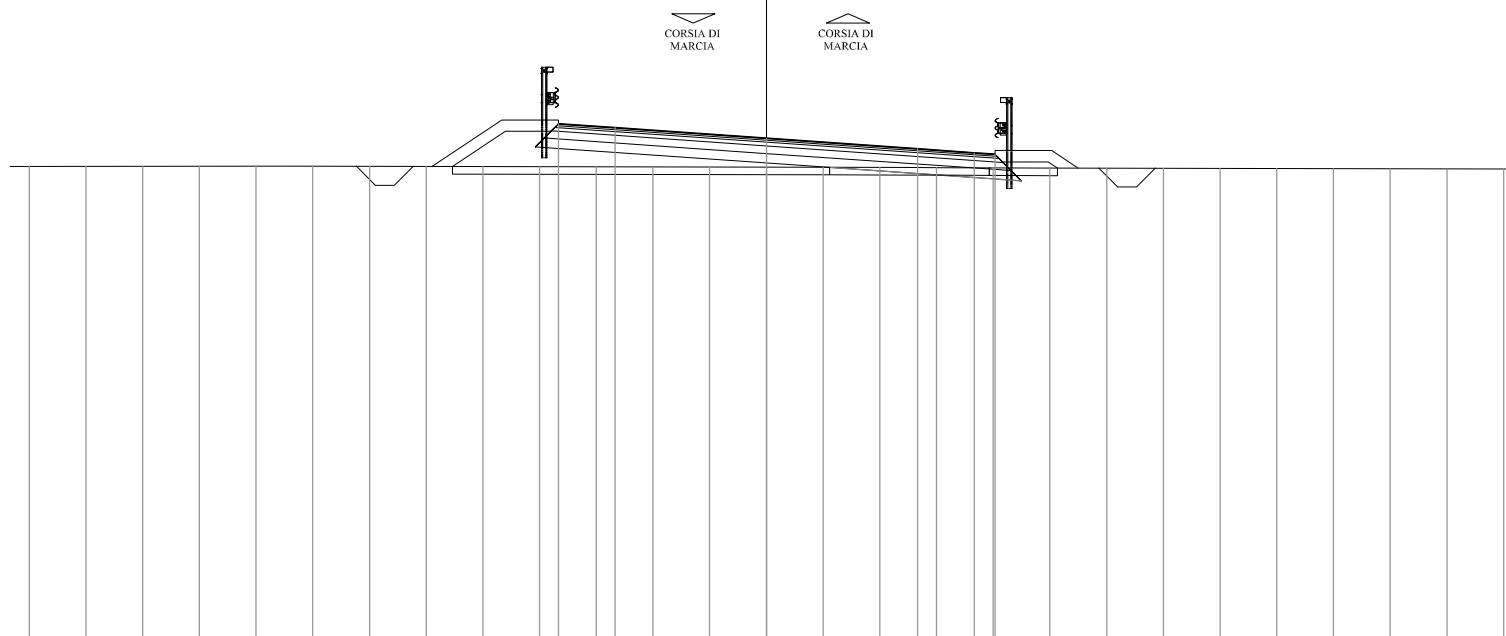
119.69 119.69 119.68 119.66 119.66 119.66 119.66 119.65 119.65 119.65 119.65 119.65 119.64 119.64 119.64 119.64 119.63 119.63 119.62 119.62 119.62 119.62 119.61 119.61 119.60 119.60 119.60 119.60 119.61

PROFILO R_A

SEZIONE 14

PROGRESSIVA 177.53

Rilevato	
R11	3.54 mq.
R12	0.20 mq.
Totale:	3.74 mq.
Sterro	
ST1	0.81 mq.
Compattazione	
co1	5.07 ml.
Scotico rilevato	
sr1	1.81 ml.
sr2	9.97 ml.
Totale:	11.78 ml.
Scotico trincea	
st1	4.22 ml.
Usura su piattaforma (sp=65cm)	
us1	11.54 ml.
Vegetale	
ve1	2.34 ml.
ve2	3.71 ml.
Totale:	6.05 ml.



200

DISTANZE PROGRESSIVE
PROGETTO

DISTANZE PARZIALI
PROGETTO

QUOTE
PROGETTO

DISTANZE PROGRESSIVE
TERRENO

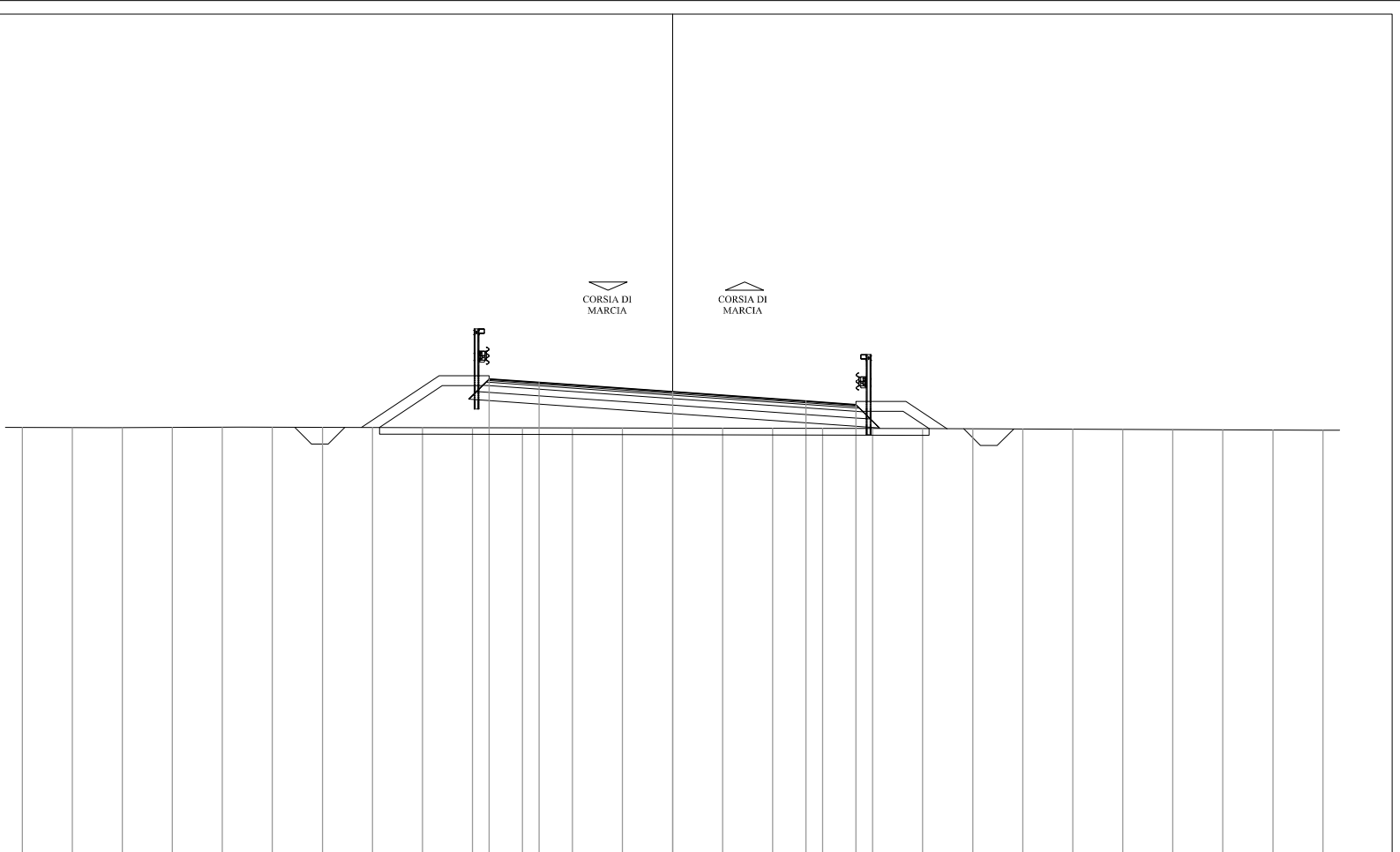
DISTANZE PARZIALI
TERRENO

QUOTE
TERRENO

-5.50	-4.00	0.00	4.00	5.50	6.04																					
1.50	4.00	4.00	1.50	0.54																						
120.85	120.75	120.47	120.19	120.08	120.04																					
-19.50	-18.00	-16.50	-15.00	-13.50	-12.00	-10.50	-9.00	-7.50	-6.00	-4.50	-3.00	-1.50	0.00	1.50	3.00	4.50	6.00	7.50	9.00	10.50	12.00	13.50	15.00	16.50	18.00	19.50
	1.50	1.50	1.50	1.50	1.50	1.50	1.50	1.50	1.50	1.50	1.50	1.50	1.50	1.50	1.50	1.50	1.50	1.50	1.50	1.50	1.50	1.50	1.50	1.50	1.50	1.50
119.72	119.72	119.73	119.73	119.73	119.73	119.73	119.72	119.72	119.72	119.71	119.71	119.71	119.70	119.70	119.70	119.69	119.69	119.68	119.68	119.67	119.67	119.67	119.66	119.66	119.66	119.65

PROFILO R_A
 SEZIONE 15
 PROGRESSIVA 190.86

Rilevato
 RI1 8.40 mq.
 Scotico rilevato
 sr1 16.48 ml.
 Usura su piattaforma (sp=65cm)
 us1 11.00 ml.
 Vegetale
 ve1 2.98 ml.
 ve2 4.30 ml.
 Totale: 7.28 ml.



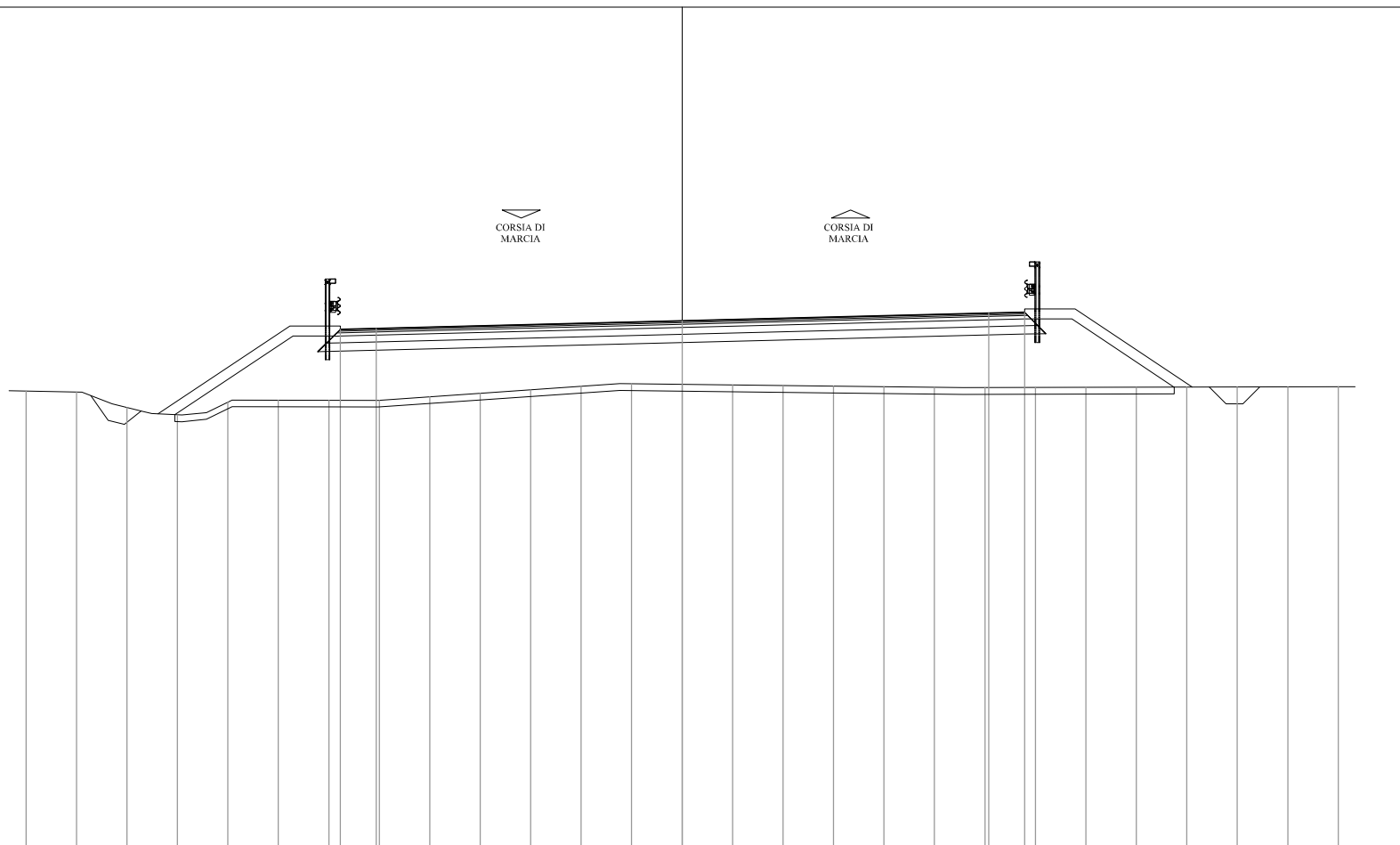
DISTANZE PROGRESSIVE PROGETTO																							-5.50	-4.00	0.00	4.00	5.50																
DISTANZE PARZIALI PROGETTO																							1.50	4.00	4.00	1.50																	
QUOTE PROGETTO																							121.25	121.15	120.87	120.59	120.48																
DISTANZE PROGRESSIVE TERRENO	-19.50	-18.00	-16.50	-15.00	-13.50	-12.00	-10.50	-9.00	-7.50	-6.00	-4.50	-3.00	-1.50	0.00	1.50	3.00	4.50	6.00	7.50	9.00	10.50	12.00	13.50	15.00	16.50	18.00	19.50																
DISTANZE PARZIALI TERRENO	1.50	1.50	1.50	1.50	1.50	1.50	1.50	1.50	1.50	1.50	1.50	1.50	1.50	1.50	1.50	1.50	1.50	1.50	1.50	1.50	1.50	1.50	1.50	1.50	1.50	1.50																	
QUOTE TERRENO	119.79	119.79	119.79	119.80	119.80	119.80	119.80	119.80	119.79	119.79	119.79	119.79	119.78	119.78	119.78	119.77	119.77	119.77	119.76	119.76	119.75	119.74	119.74	119.73	119.73	119.72	119.71																

PROFILO R_A

SEZIONE 18

PROGRESSIVA 237.36

Rilevato
 RI1 39.22 mq.
 Scotico rilevato
 sr1 29.69 ml.
 Usura su piattaforma (sp=65cm)
 us1 20.34 ml.
 Vegetale
 ve1 5.68 ml.
 ve2 6.21 ml.
 Totale: 11.89 ml.



DISTANZE PROGRESSIVE PROGETTO	-10.16																								-9.09																								0.00																								9.11																								10.18																																						
DISTANZE PARZIALI PROGETTO								1.07							9.09							9.11							1.07																																																																																																										
QUOTE PROGETTO	121.62																								121.65																								121.88																								122.10																								122.13																																						
DISTANZE PROGRESSIVE TERRENO	-19.50					-18.00					-16.50					-15.00					-13.50					-12.00					-10.50					-9.00					-7.50					-6.00					-4.50					-3.00					-1.50					0.00					1.50					3.00					4.50					6.00					7.50					9.00					10.50					12.00					13.50					15.00					16.50					18.00					19.50				
DISTANZE PARZIALI TERRENO	1.50					1.50					1.50					1.50					1.50					1.50					1.50					1.50					1.50					1.50					1.50					1.50					1.50					1.50					1.50					1.50					1.50					1.50																																																	
QUOTE TERRENO	119.79					119.76					119.30					119.08					119.46					119.52					119.51					119.51					119.62					119.72					119.83					119.93					120.01					119.99					119.97					119.95					119.93					119.92					119.90					119.89					119.89					119.90					119.90					119.90					119.91					119.91					119.92				

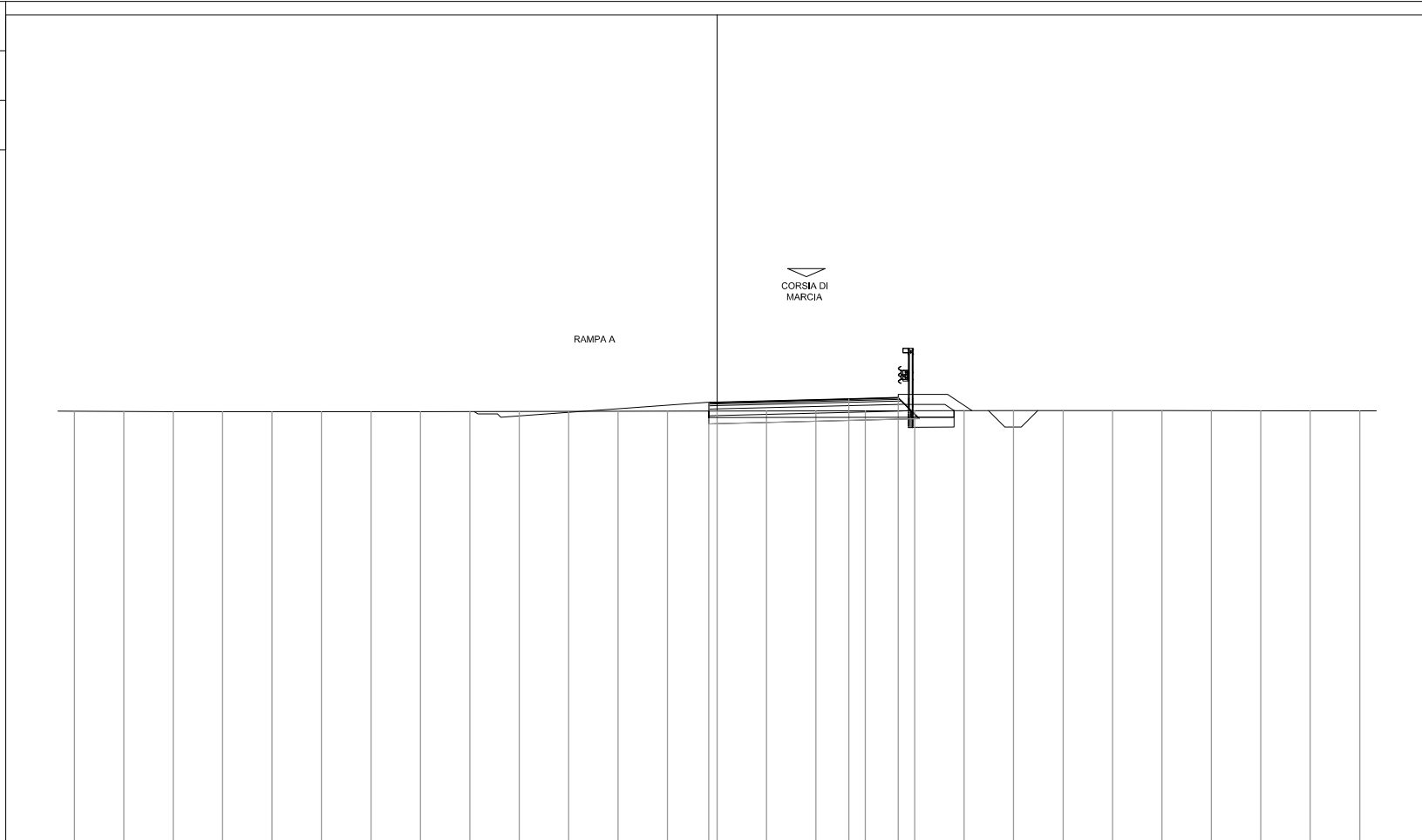
Ramo B

PROFILO Gabbadera-Rampa_B

SEZIONE 3

PROGRESSIVA 15.45

Rilevato
 RI1 0.24 mq.
 Sterro
 ST1 1.98 mq.
 Compattazione
 co1 6.38 ml.
 Scotico rilevato
 sr1 1.31 ml.
 Scotico trincea
 st1 6.14 ml.
 st2 0.00 ml.
 Totale: 6.14 ml.
 Vegetale
 ve1 2.38 ml.



DISTANZE PROGRESSIVE PROGETTO																										-0.25			4.00	5.50																				
DISTANZE PARZIALI PROGETTO																											4.25		1.50																					
QUOTE PROGETTO																										119.87			119.98	120.02																				
DISTANZE PROGRESSIVE TERRENO	-19.50	-18.00	-16.50	-15.00	-13.50	-12.00	-10.50	-9.00	-7.50	-6.00	-4.50	-3.00	-1.50	0.00	1.50	3.00	4.50	6.00	7.50	9.00	10.50	12.00	13.50	15.00	16.50	18.00	19.50																							
DISTANZE PARZIALI TERRENO		1.50	1.50	1.50	1.50	1.50	1.50	1.50	1.50	1.50	1.50	1.50	1.50	1.50	1.50	1.50	1.50	1.50	1.50	1.50	1.50	1.50	1.50	1.50	1.50	1.50	1.50																							
QUOTE TERRENO	119.61	119.60	119.60	119.60	119.59	119.59	119.59	119.59	119.60	119.60	119.61	119.61	119.61	119.62	119.62	119.62	119.62	119.62	119.63	119.63	119.63	119.63	119.63	119.63	119.62	119.62	119.62																							

PROFILO Gabbadera-Rampa_B

SEZIONE 11

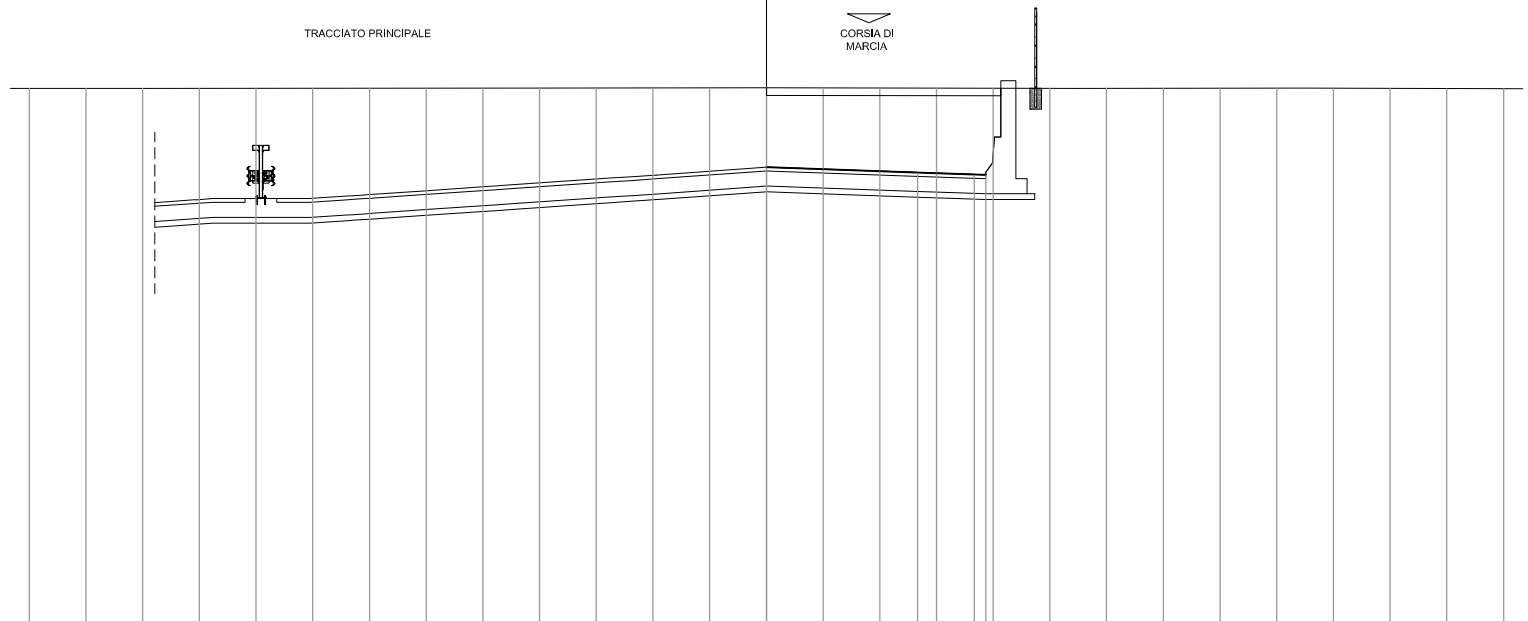
PROGRESSIVA 128.88

Riempimento dietro opera

R01	7.06 mq.
Scavo	
SC1	19.02 mq.
Scavo di servizio	
SU1	7.06 mq.
Scotico trincea	
st1	6.60 ml.
st2	3.94 ml.
Totale:	10.54 ml.
Usura su vasca	
uv1	5.80 ml.

TRACCIATO PRINCIPALE

CORSIA DI MARCIA



105.13

200

DISTANZE PROGRESSIVE
PROGETTO

DISTANZE PARZIALI
PROGETTO

QUOTE
PROGETTO

DISTANZE PROGRESSIVE
TERRENO

DISTANZE PARZIALI
TERRENO

QUOTE
TERRENO

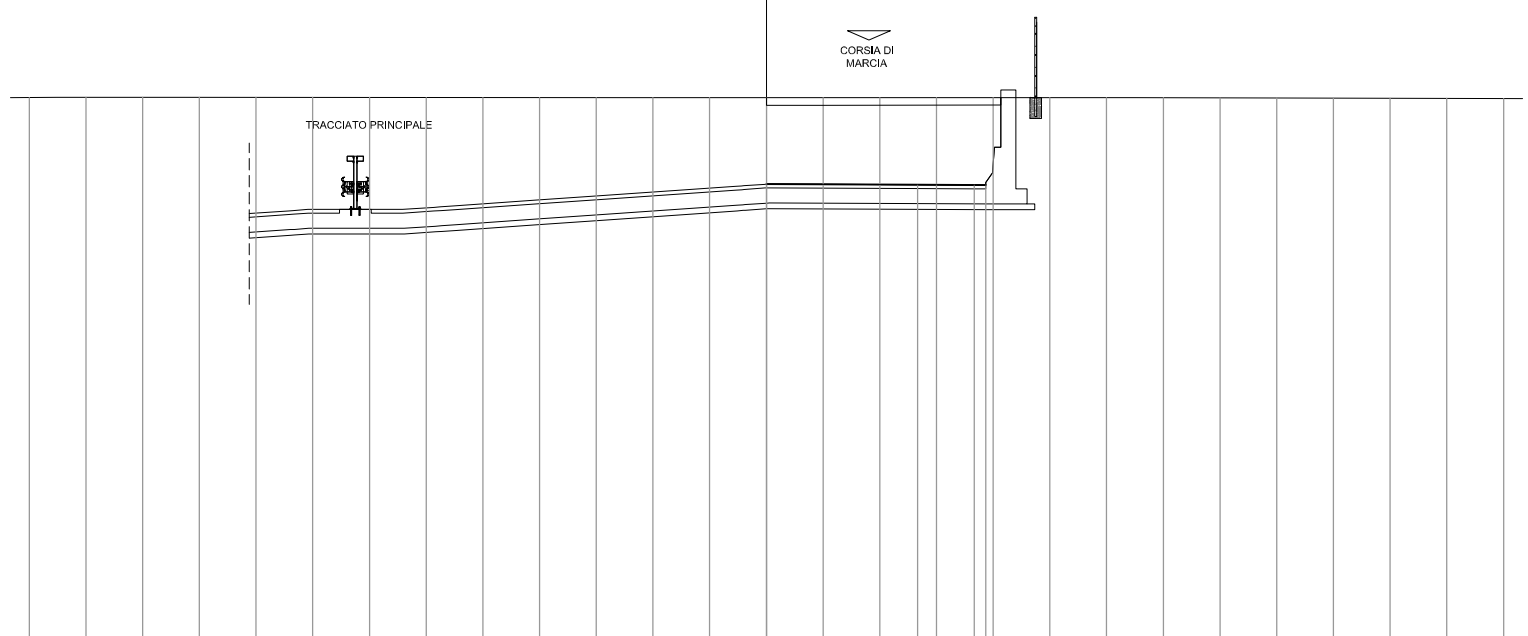
													0.00			4.00	5.50	5.80																		
																4.00	1.50	0.30																		
													117.44			117.30	117.24	117.23																		
	-19.50	-18.00	-16.50	-15.00	-13.50	-12.00	-10.50	-9.00	-7.50	-6.00	-4.50	-3.00	-1.50	0.00	1.50	3.00	4.50	6.00	7.50	9.00	10.50	12.00	13.50	15.00	16.50	18.00	19.50									
	1.50	1.50	1.50	1.50	1.50	1.50	1.50	1.50	1.50	1.50	1.50	1.50	1.50	1.50	1.50	1.50	1.50	1.50	1.50	1.50	1.50	1.50	1.50	1.50	1.50	1.50	1.50									
	119.52	119.52	119.52	119.52	119.52	119.53	119.53	119.53	119.53	119.53	119.53	119.53	119.53	119.53	119.53	119.53	119.53	119.53	119.52	119.52	119.52	119.53	119.53	119.52	119.52	119.52	119.52	119.51								

PROFILO Gabbadera-Rampa_B

SEZIONE 12

PROGRESSIVA 146.76

Usura su vasca uv1 5.80 ml.



104.97

200 200

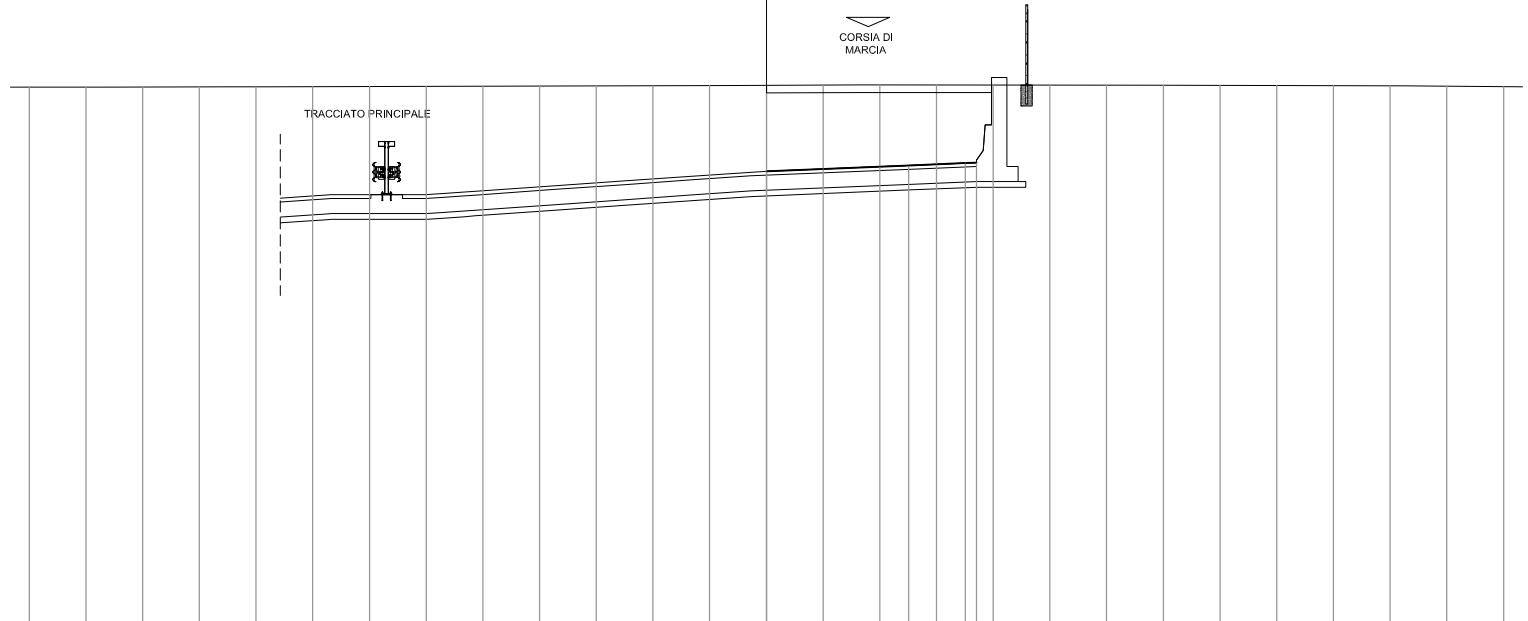
DISTANZE PROGRESSIVE PROGETTO																					0.00	4.00	5.50	5.80																		
DISTANZE PARZIALI PROGETTO																						4.00	1.50	0.30																		
QUOTE PROGETTO																					117.23		117.21	117.20	117.20																	
DISTANZE PROGRESSIVE TERRENO	-19.50	-18.00	-16.50	-15.00	-13.50	-12.00	-10.50	-9.00	-7.50	-6.00	-4.50	-3.00	-1.50	0.00	1.50	3.00	4.50	6.00	7.50	9.00	10.50	12.00	13.50	15.00	16.50	18.00	19.50															
DISTANZE PARZIALI TERRENO	1.50	1.50	1.50	1.50	1.50	1.50	1.50	1.50	1.50	1.50	1.50	1.50	1.50	1.50	1.50	1.50	1.50	1.50	1.50	1.50	1.50	1.50	1.50	1.50	1.50	1.50	1.50															
QUOTE TERRENO	119.52	119.52	119.52	119.52	119.52	119.52	119.52	119.52	119.51	119.51	119.51	119.51	119.51	119.51	119.51	119.51	119.51	119.52	119.52	119.52	119.51	119.51	119.50	119.50	119.50	119.50	119.49	119.49														

PROFILO Gabbadera-Rampa_B

SEZIONE 13

PROGRESSIVA 164.15

Usura su vasca uv1 5.56 ml.



DISTANZE PROGRESSIVE PROGETTO																				0.00	3.76	5.26	5.56																			
DISTANZE PARZIALI PROGETTO																					3.76	1.50	0.30																			
QUOTE PROGETTO																				117.13	117.28	117.34	117.36																			
DISTANZE PROGRESSIVE TERRENO	-19.50	-18.00	-16.50	-15.00	-13.50	-12.00	-10.50	-9.00	-7.50	-6.00	-4.50	-3.00	-1.50	0.00	1.50	3.00	4.50	6.00	7.50	9.00	10.50	12.00	13.50	15.00	16.50	18.00	19.50															
DISTANZE PARZIALI TERRENO		1.50	1.50	1.50	1.50	1.50	1.50	1.50	1.50	1.50	1.50	1.50	1.50	1.50	1.50	1.50	1.50	1.50	1.50	1.50	1.50	1.50	1.50	1.50	1.50	1.50																
QUOTE TERRENO	119.35	119.36	119.36	119.36	119.36	119.37	119.37	119.37	119.38	119.38	119.39	119.39	119.40	119.40	119.41	119.41	119.41	119.41	119.41	119.41	119.41	119.40	119.40	119.40	119.39	119.39	119.38	119.37														

PROFILO Gabbadera-Rampa_B

SEZIONE 14

PROGRESSIVA 172.75

Usura su vasca uv1 5.38 ml.

104.95



200
200

CORSIA DI MARCIA

TRACCIATO PRINCIPALE

DISTANZE PROGRESSIVE PROGETTO

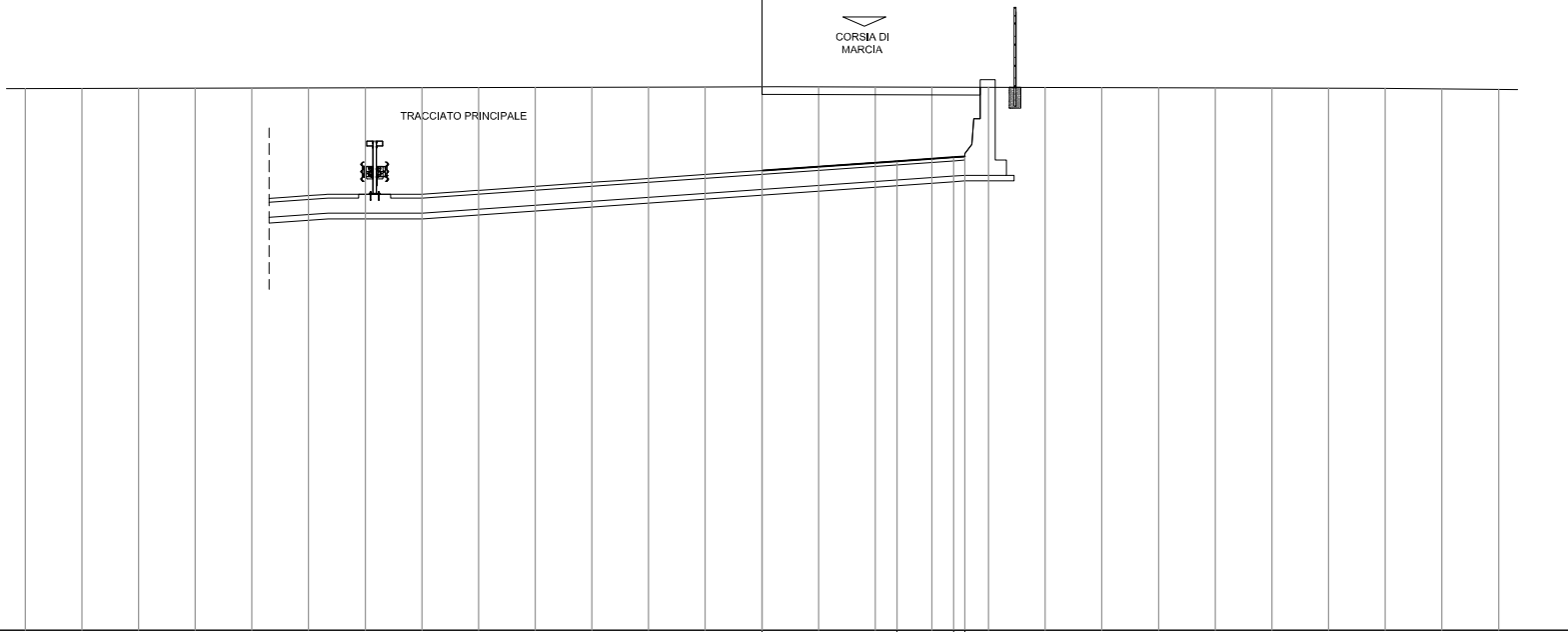
DISTANZE PARZIALI PROGETTO

QUOTE PROGETTO

DISTANZE PROGRESSIVE TERRENO

DISTANZE PARZIALI TERRENO

QUOTE TERRENO



0.00

3.58

5.08

5.38

3.58

1.50

0.30

117.11

117.36

117.47

117.49

-19.50

-18.00

-16.50

-15.00

-13.50

-12.00

-10.50

-9.00

-7.50

-6.00

-4.50

-3.00

-1.50

0.00

1.50

3.00

4.50

6.00

7.50

9.00

10.50

12.00

13.50

15.00

16.50

18.00

19.50

119.28

119.28

119.29

119.29

119.29

119.30

119.30

119.31

119.31

119.31

119.32

119.32

119.33

119.33

119.33

119.32

119.32

119.32

119.31

119.31

119.31

119.30

119.30

119.30

119.29

119.28

119.26

Ramo C

PROFILO Gabbadera-Rampa_C

SEZIONE 1

PROGRESSIVA 0.00

Rilevato
RI1 0.28 mq.
Sterno
ST1 2.52 mq.
Compattazione
co1 6.17 ml.
Scotico rilevato
sr1 1.90 ml.
sr2 0.00 ml.
Totale: 1.90 ml.
Scotico trincea
st1 5.82 ml.
Usura su piattaforma (sp=65cm)
us1 5.50 ml.
Vegertale
ve1 3.61 ml.

CORSIA DI MARCIA

107

200
200

DISTANZE PROGRESSIVE
PROGETTO

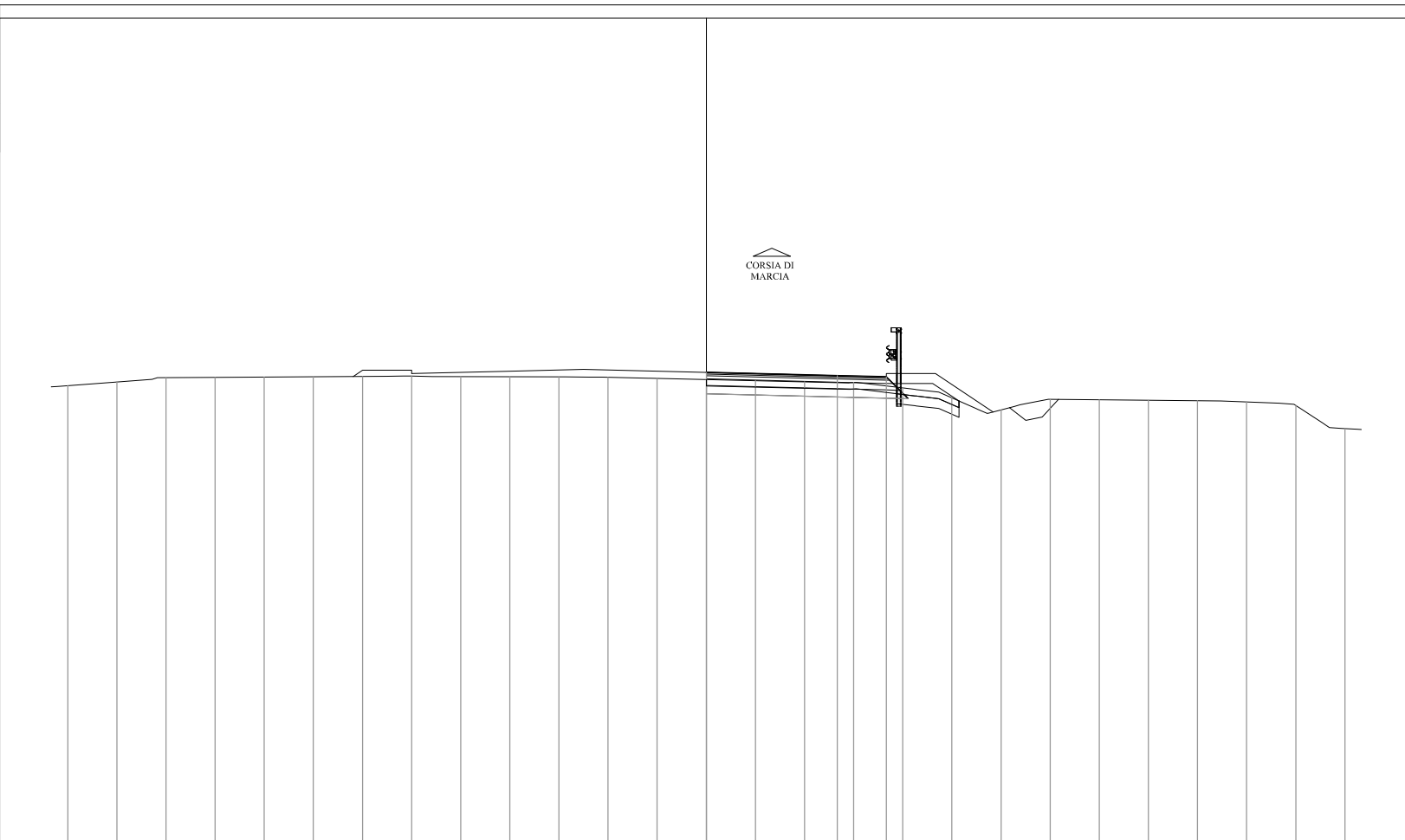
DISTANZE PARZIALI
PROGETTO

QUOTE
PROGETTO

DISTANZE PROGRESSIVE
TERRENO

DISTANZE PARZIALI
TERRENO

QUOTE
TERRENO



0.00

4.00

5.50

4.00

1.50

121.38

121.28

121.24

-19.50

-18.00

-16.50

-15.00

-13.50

-12.00

-10.50

-9.00

-7.50

-6.00

-4.50

-3.00

-1.50

0.00

1.50

3.00

4.50

6.00

7.50

9.00

10.50

12.00

13.50

15.00

16.50

18.00

19.50

1.50

1.50

1.50

1.50

1.50

1.50

1.50

1.50

1.50

1.50

1.50

1.50

1.50

1.50

1.50

1.50

1.50

1.50

1.50

1.50

1.50

1.50

1.50

1.50

1.50

1.50

1.50

120.97

121.08

121.21

121.22

121.23

121.24

121.25

121.26

121.25

121.24

121.24

121.22

121.19

121.15

121.12

121.09

121.07

120.90

120.59

120.23

120.55

120.54

120.52

120.51

120.47

120.37

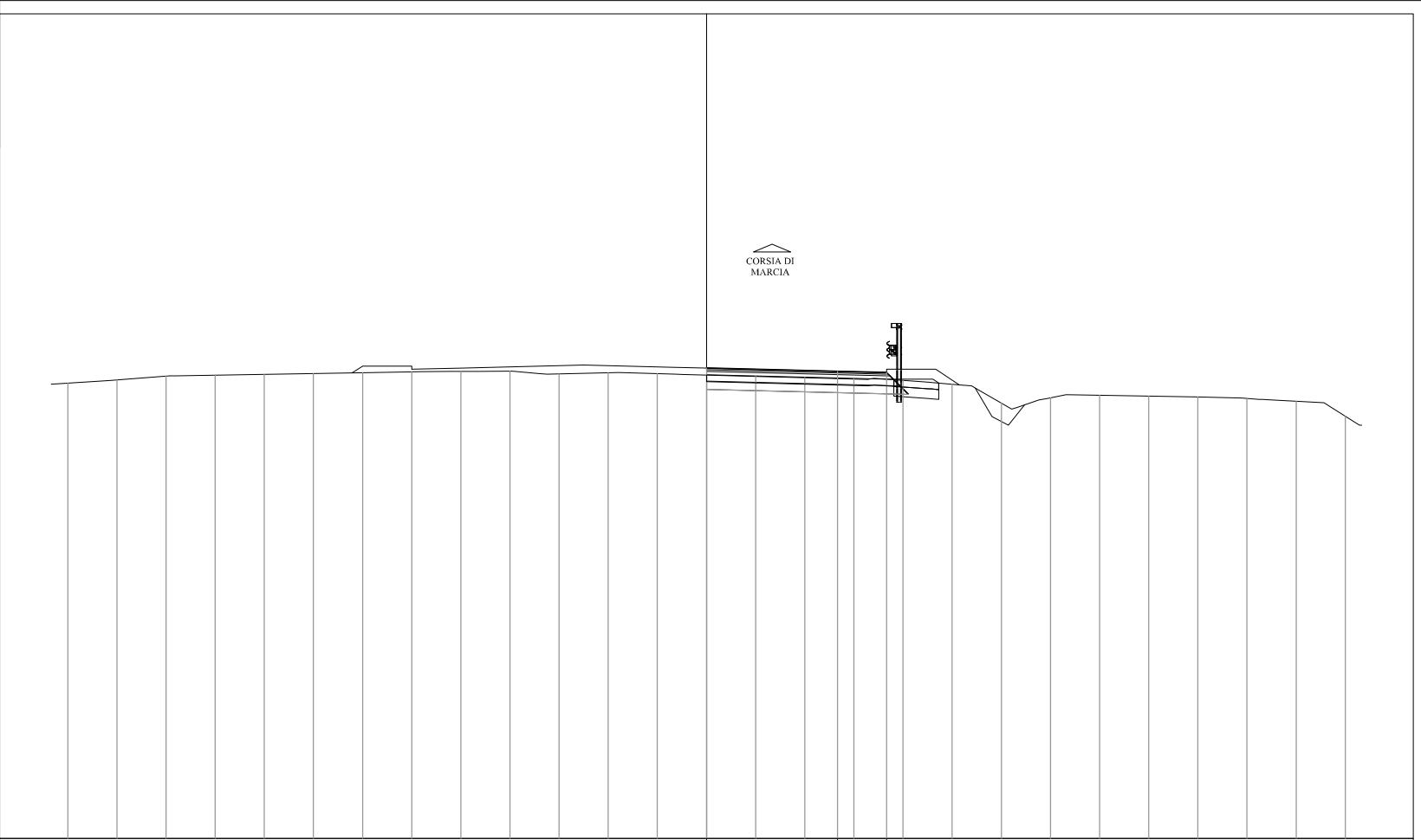
119.66

PROFILO Gabbadera-Rampa_C

SEZIONE 2

PROGRESSIVA 20.00

Rilevato
 RI1 0.10 mq.
 Sterno
 ST1 2.59 mq.
 Compattazione
 co1 6.17 ml.
 Scotico rilevato
 sr1 1.37 ml.
 Scotico trincea
 st1 5.72 ml.
 Usura su piattaforma (sp=65cm)
 us1 5.50 ml.
 Vegetale
 ve1 2.36 ml.



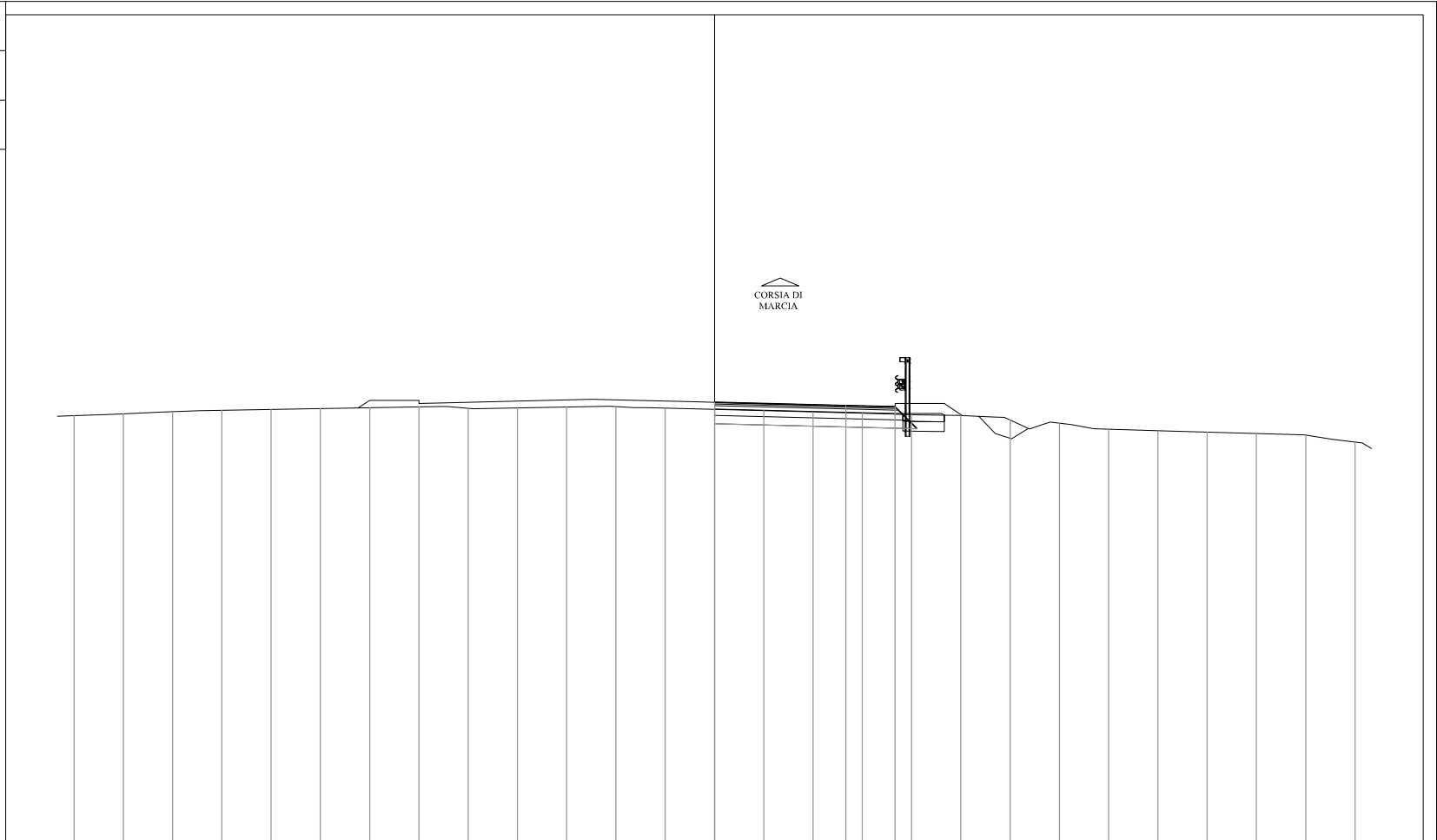
DISTANZE PROGRESSIVE PROGETTO																					0.00			4.00	5.50													
DISTANZE PARZIALI PROGETTO																	4.00	1.50																				
QUOTE PROGETTO														121.37			121.27	121.24																				
DISTANZE PROGRESSIVE TERRENO	19.50	18.00	16.50	15.00	13.50	12.00	10.50	9.00	7.50	6.00	4.50	3.00	1.50	0.00	1.50	3.00	4.50	6.00	7.50	9.00	10.50	12.00	13.50	15.00	16.50	18.00	19.50											
DISTANZE PARZIALI TERRENO		1.50	1.50	1.50	1.50	1.50	1.50	1.50	1.50	1.50	1.50	1.50	1.50	1.50	1.50	1.50	1.50	1.50	1.50	1.50	1.50	1.50	1.50	1.50	1.50	1.50	1.50											
QUOTE TERRENO	120.91	121.01	121.13	121.16	121.18	121.21	121.23	121.26	121.27	121.28	121.20	121.23	121.20	121.16	121.12	121.08	121.04	121.00	120.88	120.30	120.46	120.54	120.52	120.49	120.45	120.36	119.90											

PROFILO Gabbadera-Rampa_C

SEZIONE 3

PROGRESSIVA 40.00

Rilevato
RI1 0.05 mq.
Compattazione
co1 6.17 ml.
Scotico rilevato
sr1 1.26 ml.
Usura su piattaforma (sp=65cm)
us1 5.50 ml.
Vegetale
ve1 2.16 ml.



108

200

DISTANZE PROGRESSIVE
PROGETTO

0.00 4.00 5.50

DISTANZE PARZIALI
PROGETTO

4.00 1.50

QUOTE
PROGETTO

121.39 121.29 121.25

DISTANZE PROGRESSIVE
TERRENO

-19.50 -18.00 -16.50 -15.00 -13.50 -12.00 -10.50 -9.00 -7.50 -6.00 -4.50 -3.00 -1.50 0.00 1.50 3.00 4.50 6.00 7.50 9.00 10.50 12.00 13.50 15.00 16.50 18.00 19.50

DISTANZE PARZIALI
TERRENO

1.50 1.50

QUOTE
TERRENO

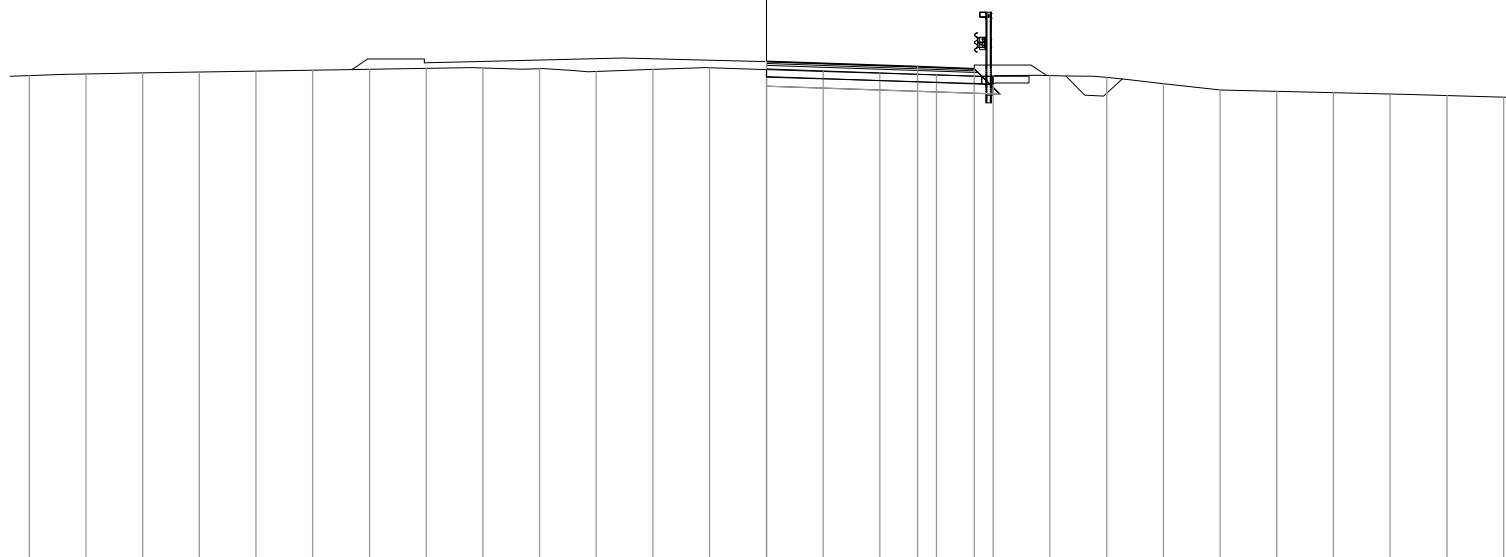
120.98 121.04 121.11 121.15 121.18 121.20 121.23 121.25 121.21 121.22 121.25 121.26 121.21 121.17 121.14 121.10 121.06 121.01 120.99 120.85 120.76 120.57 120.53 120.49 120.44 120.40 120.18

PROFILO Gabbadera-Rampa_C

SEZIONE 5

PROGRESSIVA 60.00

Rilevato
 RI1 0.00 mq.
 Sterno
 ST1 2.66 mq.
 ST2 0.00 mq.
 ST3 0.02 mq.
 Totale: 2.68 mq.
 Compattazione
 co1 6.17 ml.
 Scotico rilevato
 sr1 0.17 ml.
 Scotico trincea
 st1 0.96 ml.
 st2 0.12 ml.
 st3 0.00 ml.
 st4 5.70 ml.
 Totale: 6.78 ml.
 Usura su piattaforma (sp=65cm)
 us1 5.50 ml.
 Vegetale
 ve1 2.00 ml.



108
 ▼

200

DISTANZE PROGRESSIVE
 PROGETTO

0.00 4.00 5.50

DISTANZE PARZIALI
 PROGETTO

4.00 1.50

QUOTE
 PROGETTO

121.41 121.27 121.22

DISTANZE PROGRESSIVE
 TERRENO

-19.50 -18.00 -16.50 -15.00 -13.50 -12.00 -10.50 -9.00 -7.50 -6.00 -4.50 -3.00 -1.50 0.00 1.50 3.00 4.50 6.00 7.50 9.00 10.50 12.00 13.50 15.00 16.50 18.00 19.50

DISTANZE PARZIALI
 TERRENO

1.50 1.50

QUOTE
 TERRENO

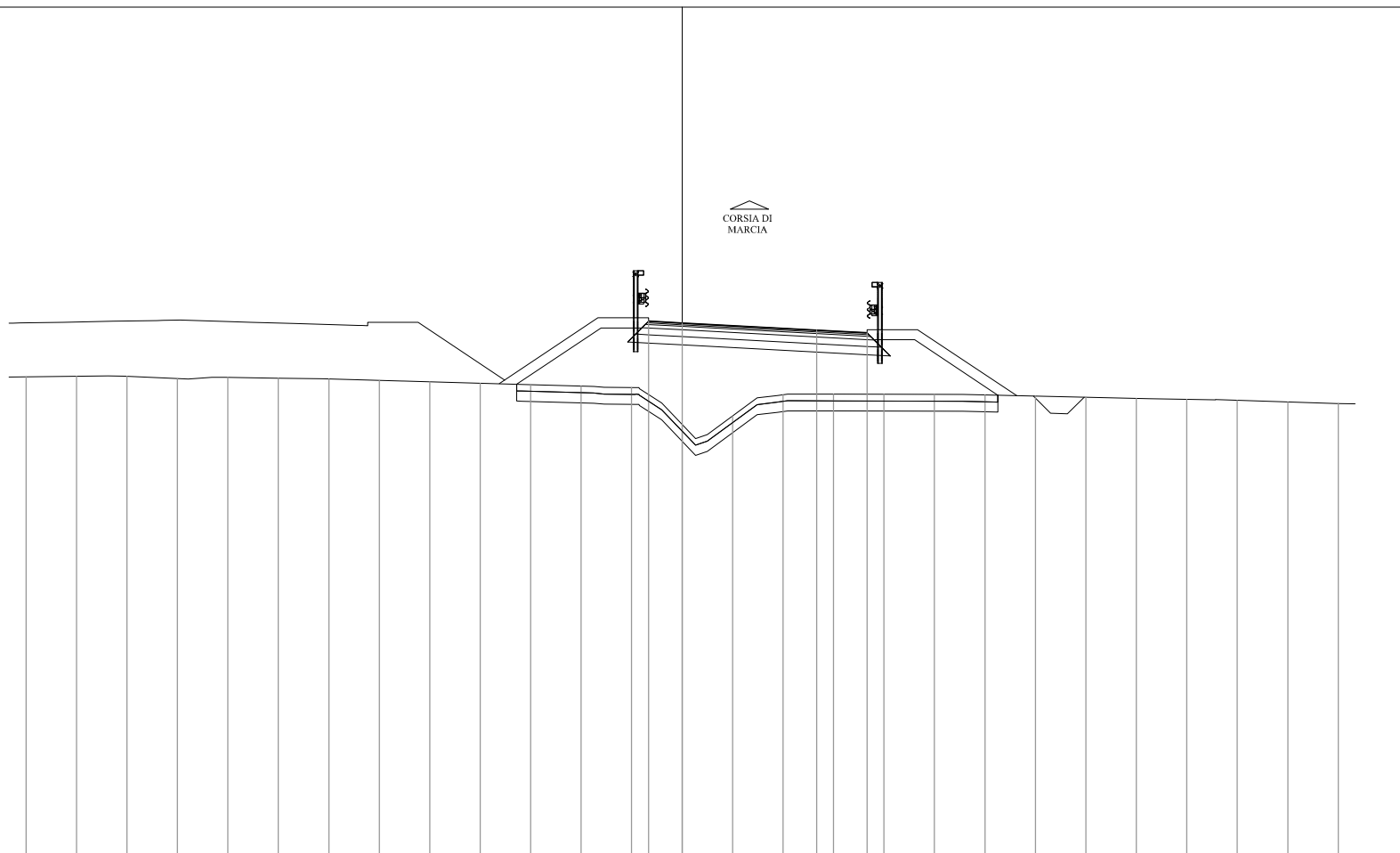
121.04 121.08 121.10 121.13 121.15 121.18 121.20 121.23 121.24 121.22 121.14 121.20 121.24 121.20 121.15 121.10 121.06 121.02 121.04 120.99 120.83 120.66 120.62 120.59 120.55 120.51 120.47

PROFILO Gabbadera-Rampa_C

SEZIONE 8

PROGRESSIVA 125.00

Rilevato
RI1 19.59 mq.
Scotico rilevato
sr1 14.30 ml.
Usura su piattaforma (sp=65cm)
us1 6.50 ml.
Vegertale
ve1 5.04 ml.
ve2 5.02 ml.
Totale: 10.06 ml.



200
200

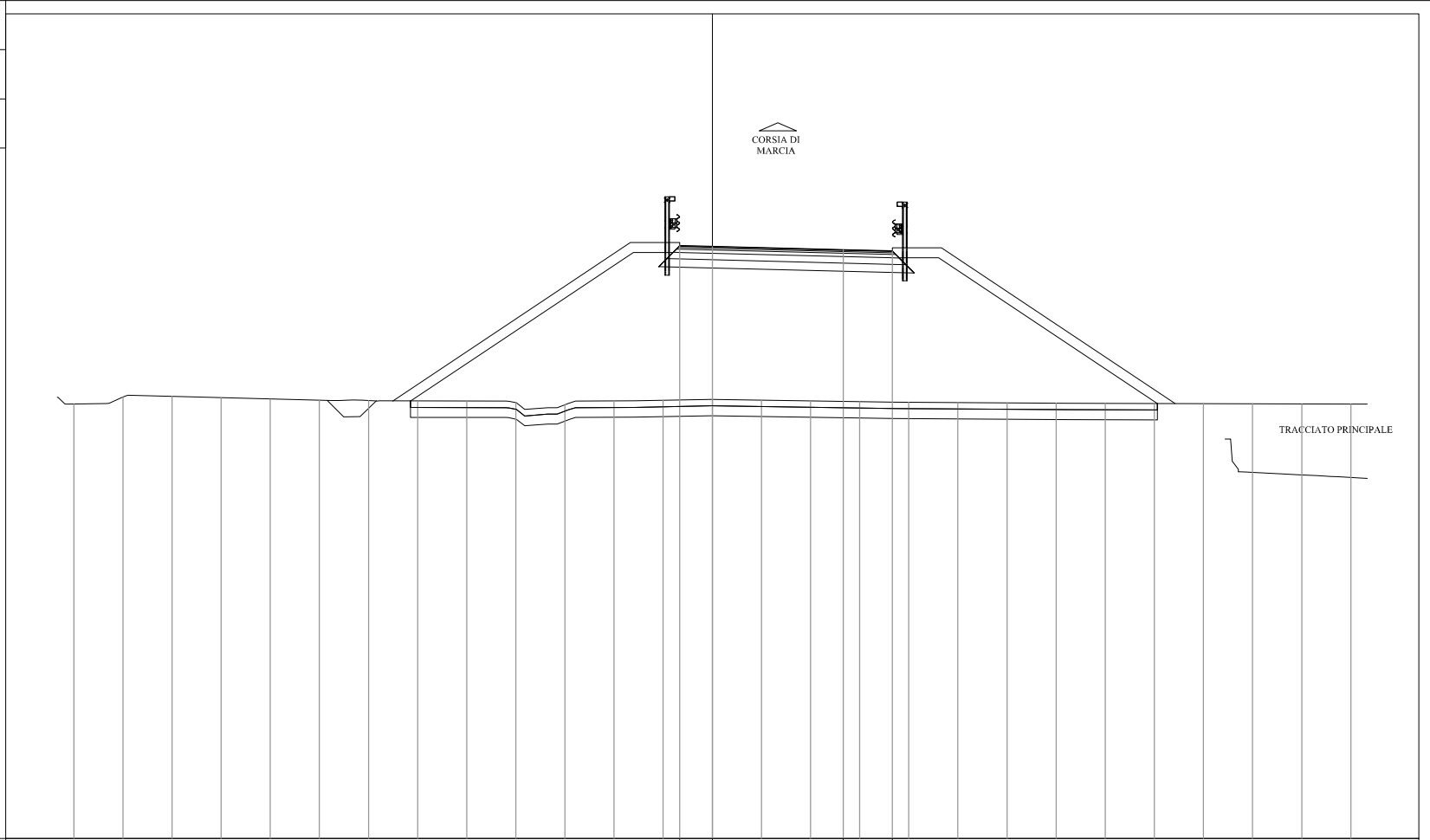
DISTANZE PROGRESSIVE PROGETTO	-1.00	0.00	4.00	5.50																							
DISTANZE PARZIALI PROGETTO	1.00	4.00	1.50																								
QUOTE PROGETTO	122.86	122.81	122.59	122.51																							
DISTANZE PROGRESSIVE TERRENO	-19.50	-18.00	-16.50	-15.00	-13.50	-12.00	-10.50	-9.00	-7.50	-6.00	-4.50	-3.00	-1.50	0.00	1.50	3.00	4.50	6.00	7.50	9.00	10.50	12.00	13.50	15.00	16.50	18.00	19.50
DISTANZE PARZIALI TERRENO	1.50	1.50	1.50	1.50	1.50	1.50	1.50	1.50	1.50	1.50	1.50	1.50	1.50	1.50	1.50	1.50	1.50	1.50	1.50	1.50	1.50	1.50	1.50	1.50	1.50	1.50	1.50
QUOTE TERRENO	121.21	121.23	121.23	121.16	121.19	121.17	121.15	121.11	121.06	121.02	120.98	120.94	120.89	119.80	120.05	120.68	120.70	120.69	120.69	120.67	120.64	120.60	120.57	120.54	120.51	120.46	120.42

PROFILO Gabbadera-Rampa_C

SEZIONE 13

PROGRESSIVA 200.00

Rilevato
 RI1 68.67 mq.
 Scotico rilevato
 sr1 22.81 ml.
 Usura su piattaforma (sp=65cm)
 us1 6.50 ml.
 Vegertale
 ve1 10.07 ml.
 ve2 10.23 ml.
 Totale: 20.30 ml.



DISTANZE PROGRESSIVE
 PROGETTO

-1.00
 0.00
 4.00
 5.50

DISTANZE PARZIALI
 PROGETTO

1.00
 4.00
 1.50

QUOTE
 PROGETTO

125.11
 125.08
 124.98
 124.94

DISTANZE PROGRESSIVE
 TERRENO

-19.50
 -18.00
 -16.50
 -15.00
 -13.50
 -12.00
 -10.50
 -9.00
 -7.50
 -6.00
 -4.50
 -3.00
 -1.50
 0.00
 1.50
 3.00
 4.50
 6.00
 7.50
 9.00
 10.50
 12.00
 13.50
 15.00
 16.50
 18.00
 19.50

DISTANZE PARZIALI
 TERRENO

1.50
 1.50
 1.50
 1.50
 1.50
 1.50
 1.50
 1.50
 1.50
 1.50
 1.50
 1.50
 1.50
 1.50
 1.50
 1.50
 1.50
 1.50
 1.50
 1.50
 1.50
 1.50
 1.50
 1.50
 1.50
 1.50

QUOTE
 TERRENO

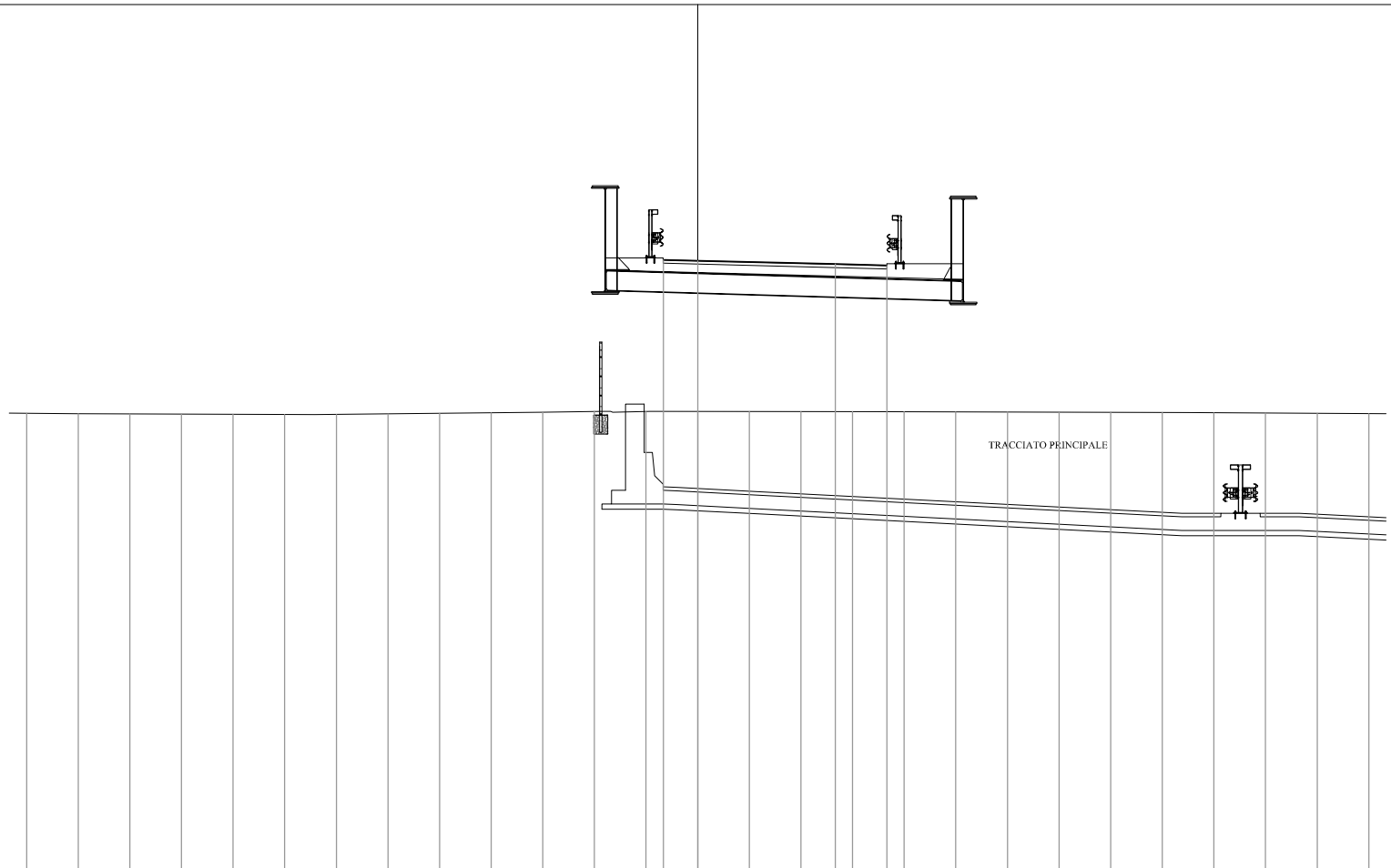
120.27
 120.49
 120.51
 120.47
 120.43
 120.39
 120.38
 120.37
 120.37
 120.31
 120.26
 120.37
 120.39
 120.42
 120.40
 120.37
 120.35
 120.33
 120.32
 120.31
 120.30
 120.30
 120.29
 120.29
 120.28
 120.28
 120.27

PROFILO Gabbadera-Rampa_C

SEZIONE 14

PROGRESSIVA 220.00

Usura su viadotto
up1 6.50 ml.



107

200

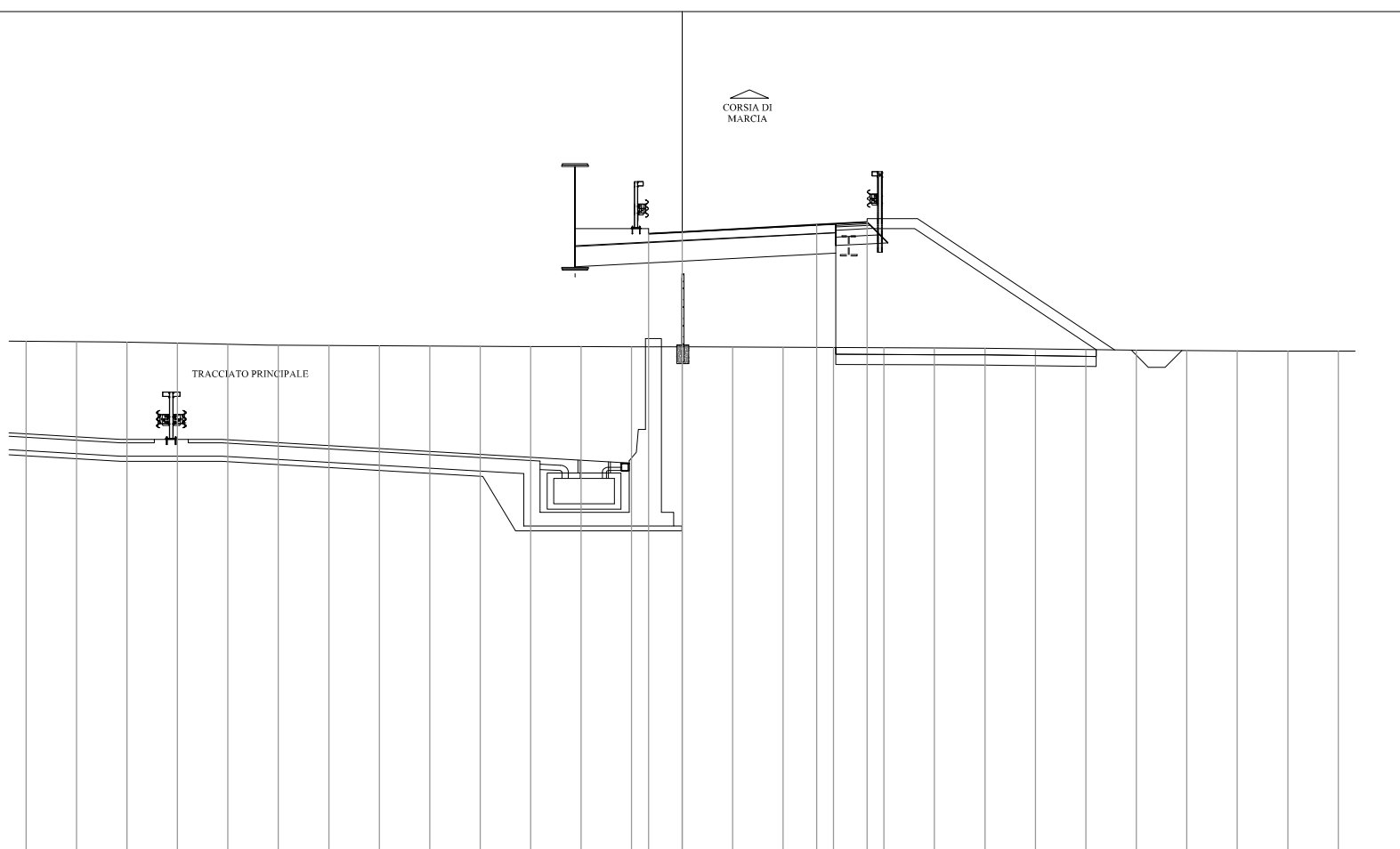
DISTANZE PROGRESSIVE PROGETTO																								-1.00	0.00					4.00	5.50															
DISTANZE PARZIALI PROGETTO																								1.00		4.00				1.50																
QUOTE PROGETTO																								124.77	124.75					124.65	124.61															
DISTANZE PROGRESSIVE TERRENO	-19.50	-18.00	-16.50	-15.00	-13.50	-12.00	-10.50	-9.00	-7.50	-6.00	-4.50	-3.00	-1.50	0.00	1.50	3.00	4.50	6.00	7.50	9.00	10.50	12.00	13.50	15.00	16.50	18.00	19.50																			
DISTANZE PARZIALI TERRENO	1.50	1.50	1.50	1.50	1.50	1.50	1.50	1.50	1.50	1.50	1.50	1.50	1.50	1.50	1.50	1.50	1.50	1.50	1.50	1.50	1.50	1.50	1.50	1.50	1.50	1.50	1.50																			
QUOTE TERRENO	120.31	120.30	120.29	120.29	120.28	120.27	120.28	120.29	120.31	120.33	120.34	120.36	120.36	120.36	120.36	120.36	120.36	120.36	120.35	120.35	120.34	120.34	120.33	120.32	120.32	120.31	120.30																			

PROFILO Gabbadera-Rampa_C

SEZIONE 17

PROGRESSIVA 258.01

Rilevato	
RI1	17,19 mq.
Scotico rilevato	
sr1	7,73 ml.
Usura su viadotto	
up1	5,57 ml.
Usura su piattaforma (sp=65cm)	
us1	0,93 ml.
Vegertale	
ve1	8,54 ml.



105
▼

200
200

DISTANZE PROGRESSIVE
PROGETTO

-1.00
0.00
4.00
5.50

DISTANZE PARZIALI
PROGETTO

1.00
4.00
1.50

QUOTE
PROGETTO

123.59
123.65
123.86
123.94

DISTANZE PROGRESSIVE
TERRENO

-19.50
-18.00
-16.50
-15.00
-13.50
-12.00
-10.50
-9.00
-7.50
-6.00
-4.50
-3.00
-1.50
0.00
1.50
3.00
4.50
6.00
7.50
9.00
10.50
12.00
13.50
15.00
16.50
18.00
19.50

DISTANZE PARZIALI
TERRENO

1.50
1.50
1.50
1.50
1.50
1.50
1.50
1.50
1.50
1.50
1.50
1.50
1.50
1.50
1.50
1.50
1.50
1.50
1.50
1.50
1.50
1.50
1.50
1.50
1.50
1.50

QUOTE
TERRENO

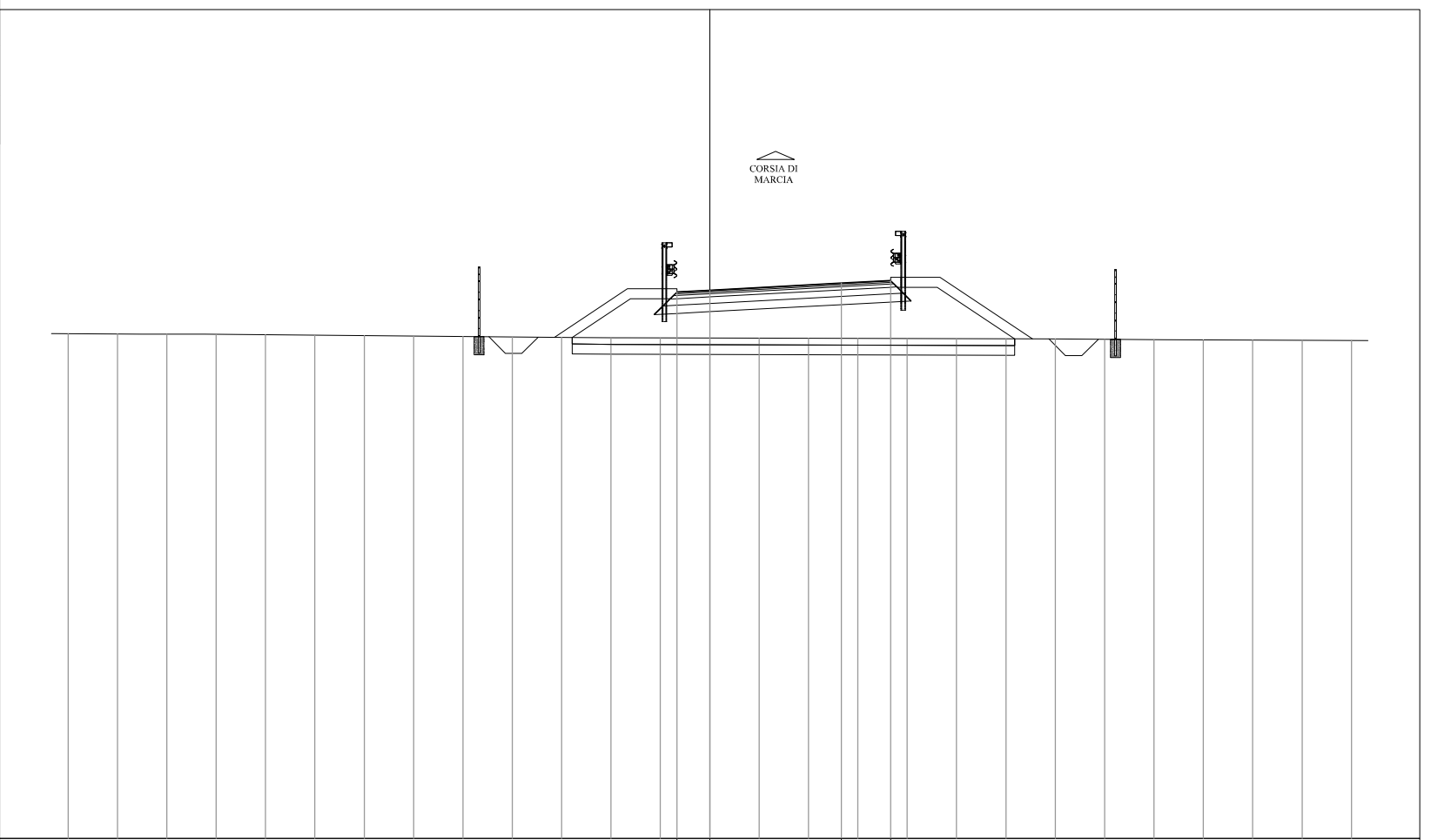
120.40
120.39
120.37
120.34
120.30
120.28
120.27
120.26
120.25
120.25
120.24
120.24
120.23
120.23
120.22
120.22
120.21
120.20
120.19
120.19
120.17
120.15
120.13
120.12
120.11
120.10
120.10

PROFILO Gabbadera-Rampa_C

SEZIONE 19

PROGRESSIVA 309.97

Rilevato
 RI1 12.42 mq.
 Scotico rilevato
 sr1 13.44 ml.
 Usura su piattaforma (sp=65cm)
 us1 6.50 ml.
 Vegertale
 ve1 4.88 ml.
 ve2 4.15 ml.
 Totale: 9.03 ml.



200
200

DISTANZE PROGRESSIVE
 PROGETTO

DISTANZE PARZIALI
 PROGETTO

QUOTE
 PROGETTO

DISTANZE PROGRESSIVE
 TERRENO

DISTANZE PARZIALI
 TERRENO

QUOTE
 TERRENO

-1.00	0.00	4.00	5.50
1.00	4.00	1.50	
121.61	121.66	121.88	121.96

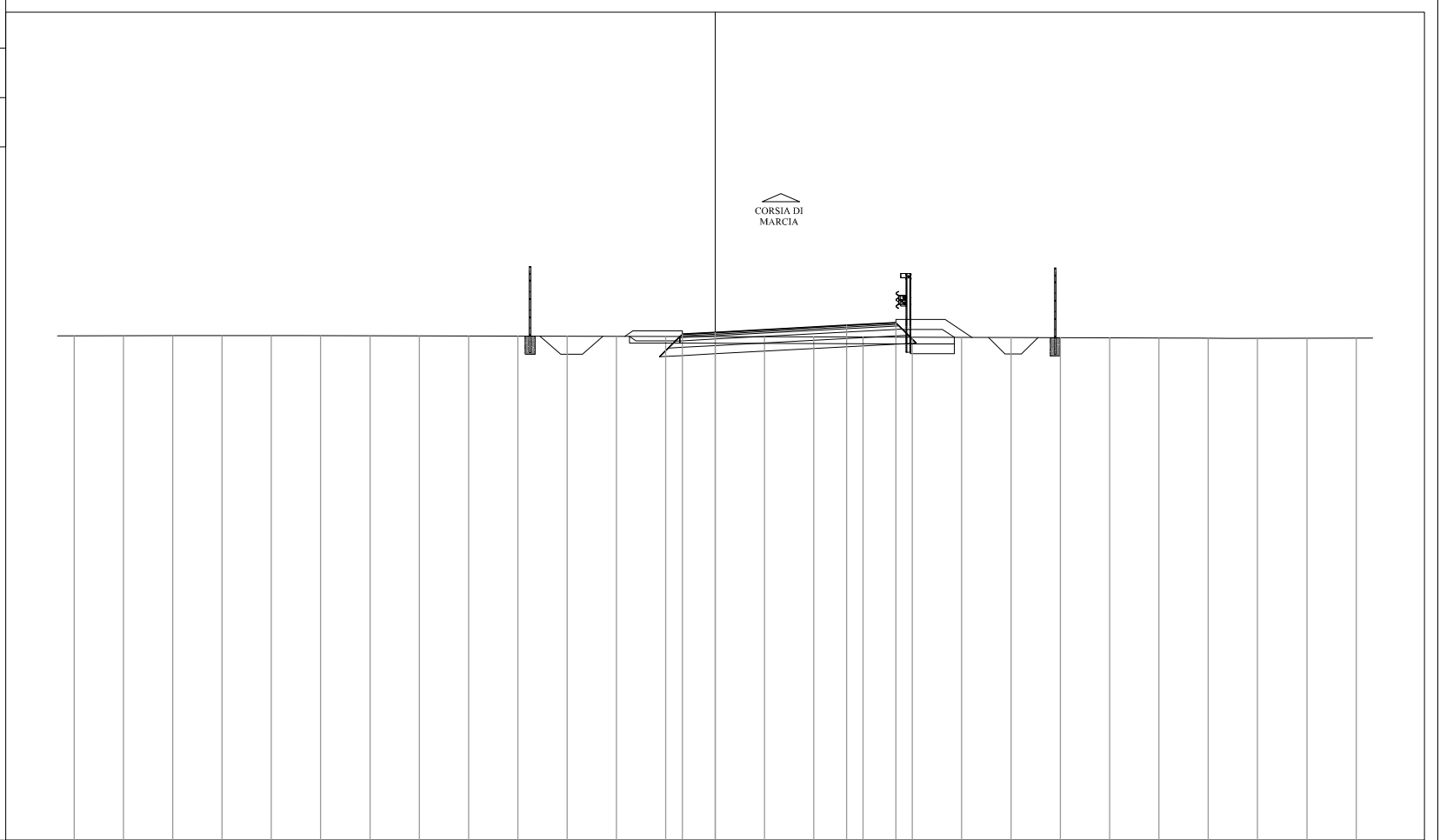
19.50	18.00	16.50	15.00	13.50	12.00	10.50	9.00	7.50	6.00	4.50	3.00	1.50	0.00	-1.50	-3.00	-4.50	-6.00	-7.50	-9.00	-10.50	-12.00	-13.50	-15.00	-16.50	-18.00	-19.50
1.50	1.50	1.50	1.50	1.50	1.50	1.50	1.50	1.50	1.50	1.50	1.50	1.50	1.50	1.50	1.50	1.50	1.50	1.50	1.50	1.50	1.50	1.50	1.50	1.50	1.50	1.50
120.34	120.34	120.33	120.32	120.31	120.30	120.29	120.27	120.26	120.25	120.23	120.22	120.22	120.21	120.21	120.20	120.20	120.20	120.19	120.19	120.18	120.17	120.16	120.16	120.15	120.15	120.14

PROFILO Gabbadera-Rampa_C

SEZIONE 20

PROGRESSIVA 340.00

Rilevato
 RI1 0.32 mq.
 Sterno
 ST1 0.19 mq.
 ST2 2.90 mq.
 Totale: 3.09 mq.
 Scotico rilevato
 sr1 1.34 ml.
 Scotico trincea
 st1 7.01 ml.
 st2 1.54 ml.
 Totale: 8.55 ml.
 Usura su piattaforma (sp=65cm)
 us1 6.50 ml.
 Vegetale
 ve1 2.49 ml.
 ve2 1.80 ml.
 Totale: 4.29 ml.



DISTANZE PROGRESSIVE PROGETTO																				-1.00	0.00					4.00	5.50											
DISTANZE PARZIALI PROGETTO																				1.00		4.00				1.50												
QUOTE PROGETTO																				120.40	120.45					120.67	120.75											
DISTANZE PROGRESSIVE TERRENO	-19.50	-18.00	-16.50	-15.00	-13.50	-12.00	-10.50	-9.00	-7.50	-6.00	-4.50	-3.00	-1.50	0.00	1.50	3.00	4.50	6.00	7.50	9.00	10.50	12.00	13.50	15.00	16.50	18.00	19.50											
DISTANZE PARZIALI TERRENO	1.50	1.50	1.50	1.50	1.50	1.50	1.50	1.50	1.50	1.50	1.50	1.50	1.50	1.50	1.50	1.50	1.50	1.50	1.50	1.50	1.50	1.50	1.50	1.50	1.50	1.50												
QUOTE TERRENO	120.35	120.35	120.35	120.35	120.36	120.35	120.35	120.35	120.34	120.34	120.34	120.33	120.32	120.32	120.32	120.32	120.31	120.31	120.30	120.30	120.29	120.29	120.28	120.28	120.28	120.28												

PROFILO Gabbadera-Rampa_C

SEZIONE 21

PROGRESSIVA 361.93

Riempimento sotto piattaforma

RP1 0.38 mq.
 RP2 0.02 mq.
 RP3 0.02 mq.
 Totale: 0.42 mq.

Scavo di servizio

SD1 0.38 mq.
 SD2 0.02 mq.
 SD3 0.02 mq.
 Totale: 0.42 mq.

Sterro

ST1 12.91 mq.

Scavo di servizio

SU1 0.36 mq.

Scotico trincea

st1 10.55 ml.

st2 0.30 ml.

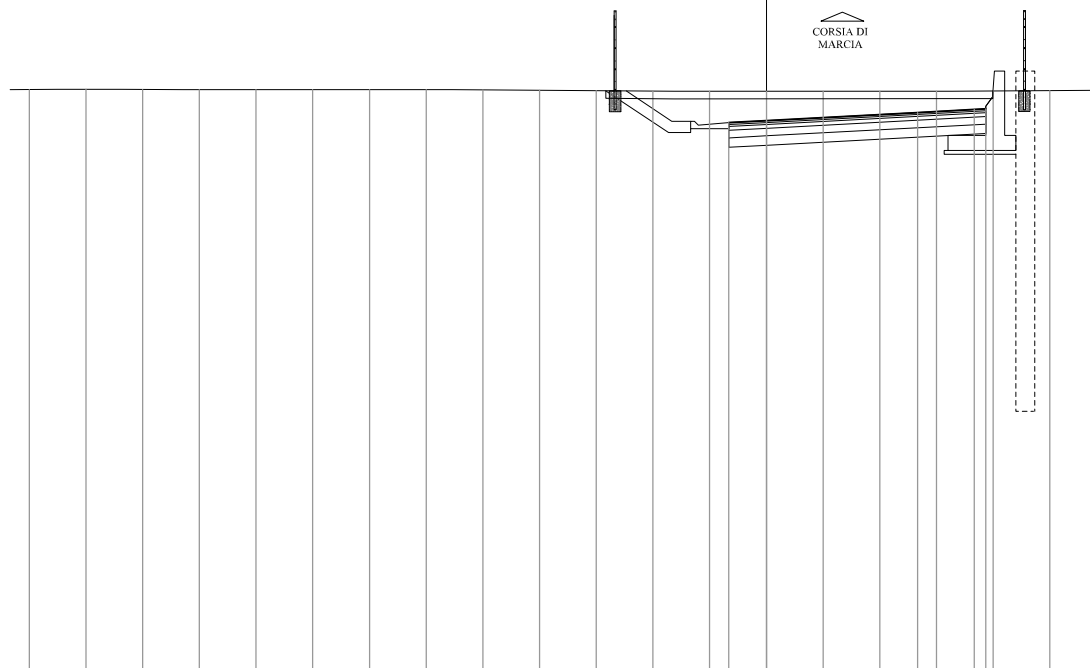
Totale: 10.85 ml.

Usura su piattaforma (sp=65cm)

us1 6.80 ml.

Vegertale

ve1 1.95 ml.



105

200

200

DISTANZE PROGRESSIVE
 PROGETTO

-1.00 0.00 4.00 5.50 5.80

DISTANZE PARZIALI
 PROGETTO

1.00 4.00 1.50 0.30

QUOTE
 PROGETTO

119.52 119.57 119.78 119.86 119.88

DISTANZE PROGRESSIVE
 TERRENO

-19.50 -18.00 -16.50 -15.00 -13.50 -12.00 -10.50 -9.00 -7.50 -6.00 -4.50 -3.00 -1.50 0.00 1.50 3.00 4.50 6.00 7.50

DISTANZE PARZIALI
 TERRENO

1.50 1.50 1.50 1.50 1.50 1.50 1.50 1.50 1.50 1.50 1.50 1.50 1.50 1.50 1.50 1.50 1.50 1.50

QUOTE
 TERRENO

120.39 120.40 120.39 120.39 120.39 120.39 120.39 120.39 120.38 120.37 120.36 120.35 120.35 120.35 120.35 120.35 120.35 120.36 120.36

PROFILO Gabbadera-Rampa_C

SEZIONE 22

PROGRESSIVA 380.00

Riempimento sotto piattaforma

RP1 0.50 mq.
 RP2 0.02 mq.
 Totale: 0.52 mq.

Scavo di servizio

SD1 0.50 mq.
 SD2 0.02 mq.
 Totale: 0.52 mq.

Sterro

ST1 23.42 mq.

Scavo di servizio

SU1 0.64 mq.

Scotico trincea

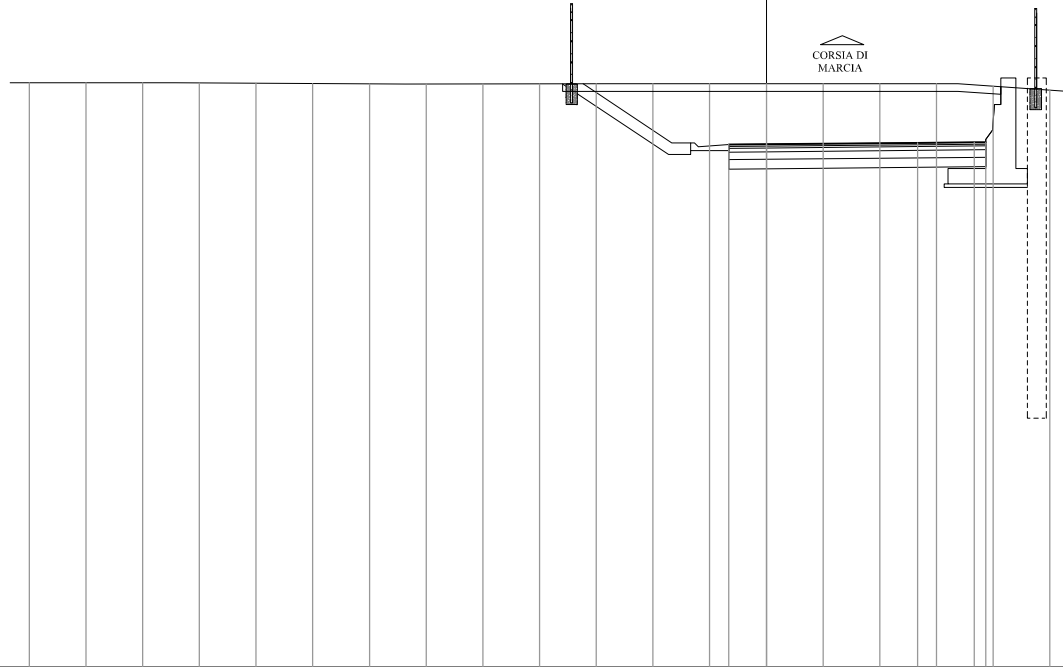
st1 11.99 ml.
 st2 0.30 ml.
 Totale: 12.29 ml.

Usura su piattaforma (sp=65cm)

us1 6.80 ml.

Vegertale

ve1 3.33 ml.



105

200

DISTANZE PROGRESSIVE
 PROGETTO

-1.00

0.00

4.00

5.50

5.80

DISTANZE PARZIALI
 PROGETTO

1.00

4.00

1.50

0.30

QUOTE
 PROGETTO

118.83

118.84

118.88

118.89

118.89

DISTANZE PROGRESSIVE
 TERRENO

19.50

18.00

16.50

15.00

13.50

12.00

10.50

9.00

7.50

6.00

4.50

3.00

1.50

0.00

1.50

3.00

4.50

6.00

7.50

DISTANZE PARZIALI
 TERRENO

1.50

1.50

1.50

1.50

1.50

1.50

1.50

1.50

1.50

1.50

1.50

1.50

1.50

1.50

1.50

1.50

1.50

1.50

1.50

1.50

1.50

1.50

QUOTE
 TERRENO

120.46

120.46

120.46

120.46

120.45

120.44

120.43

120.43

120.43

120.43

120.44

120.44

120.44

120.44

120.44

120.44

120.44

120.44

120.44

120.44

120.37

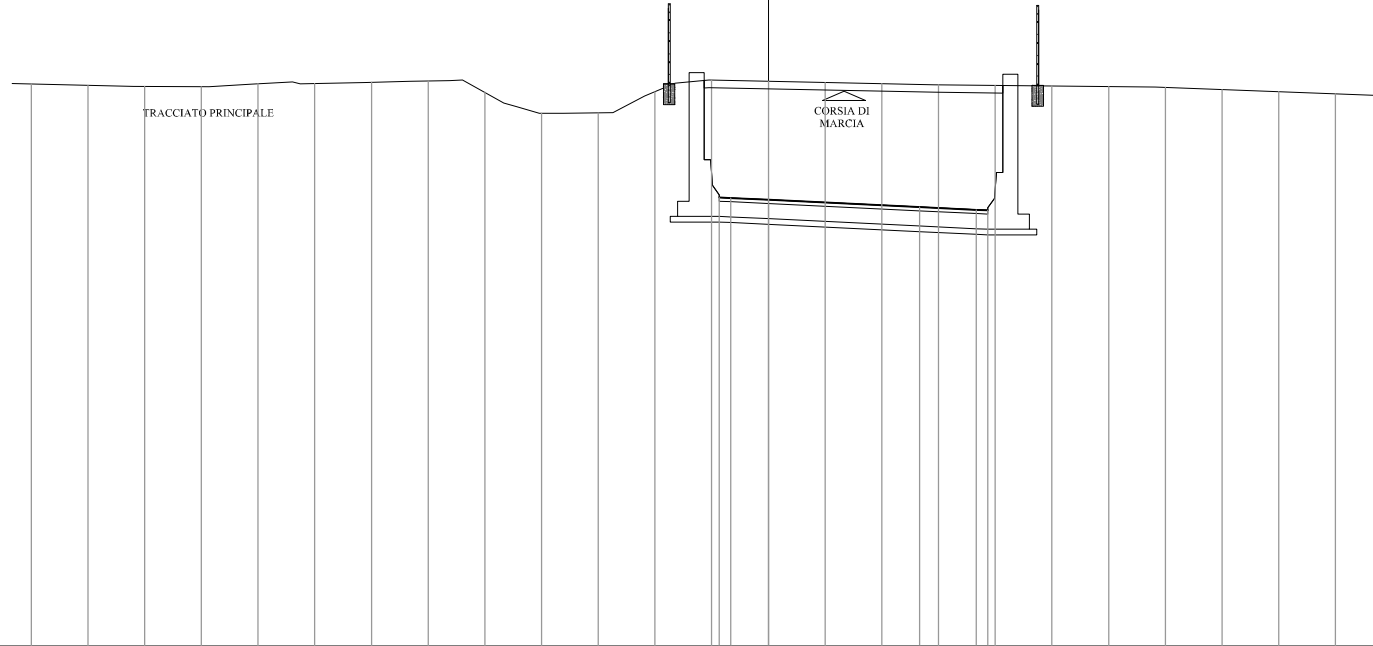
120.27

PROFILO Gabbadera-Rampa_C

SEZIONE 25

PROGRESSIVA 420.00

Scavo
SC1 33.89 mq.
Scavo di servizio
SU1 11.45 mq.
SU2 7.83 mq.
Totale: 19.28 mq.
Scotico trincea
st1 3.88 ml.
st2 4.87 ml.
st3 8.70 ml.
Totale: 17.45 ml.
Usura su vasca
uv1 7.10 ml.



200
200

DISTANZE PROGRESSIVE
PROGETTO

-1.30
-1.00
0.00
4.00
5.50
5.80

DISTANZE PARZIALI
PROGETTO

0.30
1.00
4.00
1.50
0.30

QUOTE
PROGETTO

117.88
117.86
117.81
117.62
117.55
117.53

DISTANZE PROGRESSIVE
TERRENO

-19.50
-18.00
-16.50
-15.00
-13.50
-12.00
-10.50
-9.00
-7.50
-6.00
-4.50
-3.00
-1.50
0.00
1.50
3.00
4.50
6.00
7.50
9.00
10.50
12.00
13.50
15.00

DISTANZE PARZIALI
TERRENO

1.50
1.50
1.50
1.50
1.50
1.50
1.50
1.50
1.50
1.50
1.50
1.50
1.50
1.50
1.50
1.50
1.50
1.50
1.50
1.50
1.50
1.50
1.50

QUOTE
TERRENO

120.88
120.84
120.81
120.81
120.89
120.89
120.92
120.96
120.66
120.10
120.11
120.67
120.98
120.95
120.92
120.89
120.86
120.84
120.83
120.81
120.79
120.73
120.68
120.62

PROFILO Gabbadera-Rampa_C

SEZIONE 28

PROGRESSIVA 476.87

Usura su vasca uv1 5.30 ml.

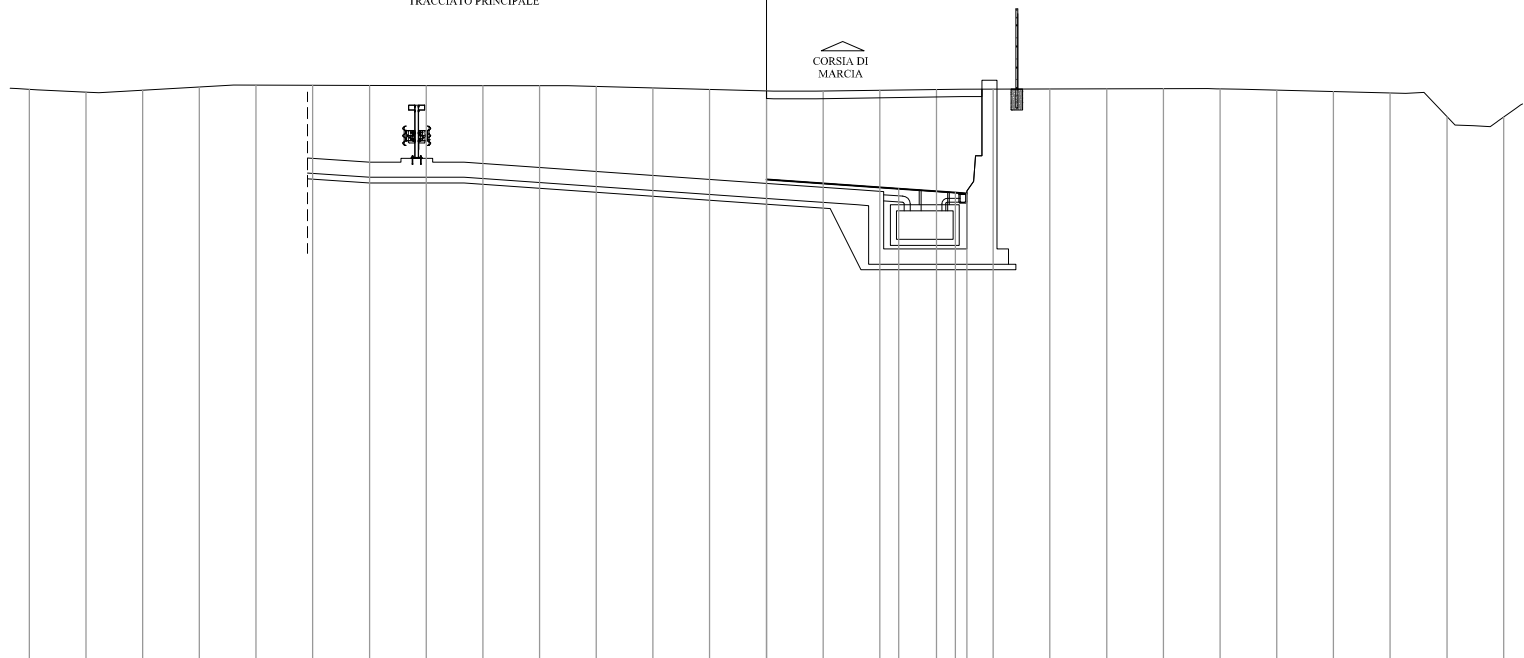
TRACCIATO PRINCIPALE

CORSIA DI MARCIA

106



200
200



DISTANZE PROGRESSIVE
PROGETTO

DISTANZE PARZIALI
PROGETTO

QUOTE
PROGETTO

DISTANZE PROGRESSIVE
TERRENO

DISTANZE PARZIALI
TERRENO

QUOTE
TERRENO

0.00

3.50

5.00

5.30

3.50

1.50

0.30

118.72

118.48

118.37

118.35

19.50

18.00

16.50

15.00

13.50

12.00

10.50

9.00

7.50

6.00

4.50

3.00

1.50

1.50

1.50

1.50

1.50

1.50

1.50

1.50

1.50

1.50

1.50

1.50

1.50

1.50

1.50

1.50

1.50

1.50

1.50

121.11

121.03

121.08

121.17

121.22

121.21

121.21

121.20

121.20

121.21

121.18

121.14

121.10

121.06

121.06

121.08

121.10

121.12

121.12

121.12

121.12

121.12

121.09

121.05

121.01

120.38

120.37

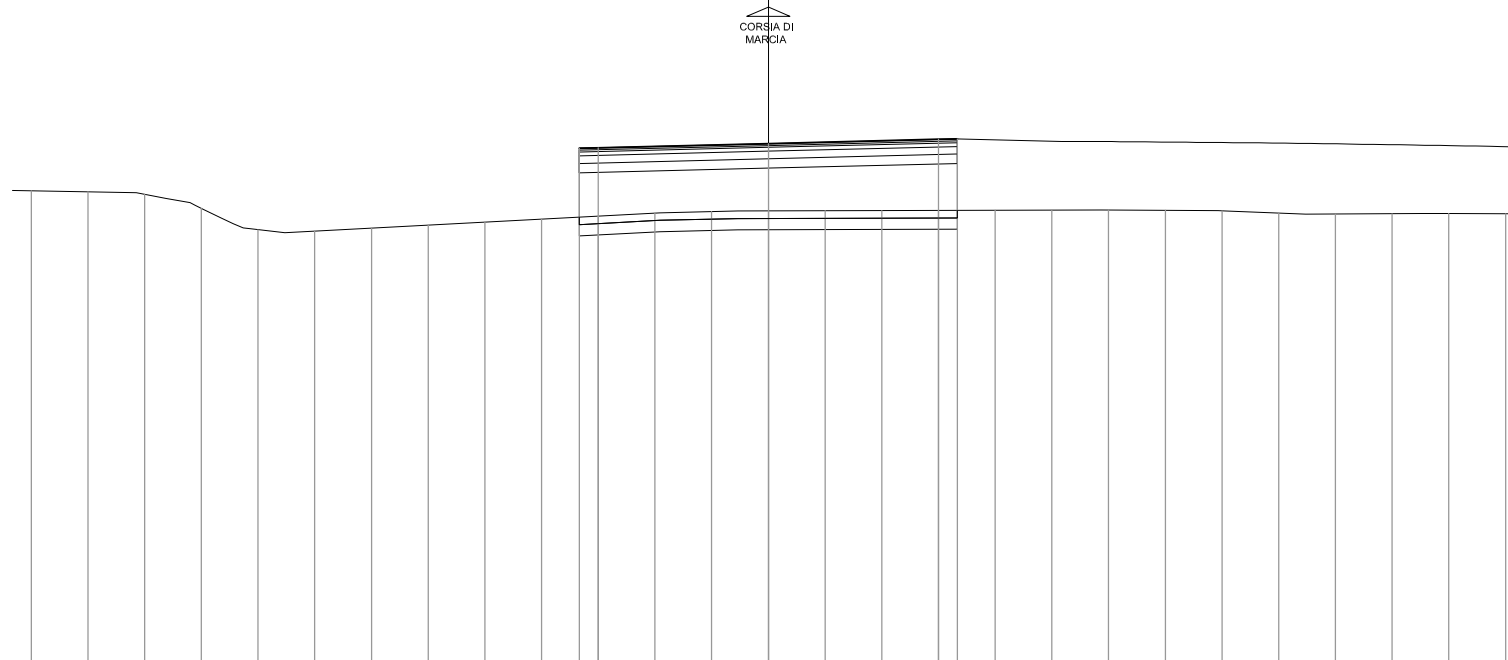
Rotatoria

PROFILO Gabbadera-Rotatoria

SEZIONE 6

PROGRESSIVA 75.39

Rilevato
RI1 11.52 mq.
Scotico rilevato
sr1 10.00 ml.
Usura su piattaforma (sp=65cm)
us1 10.00 ml.



200
200

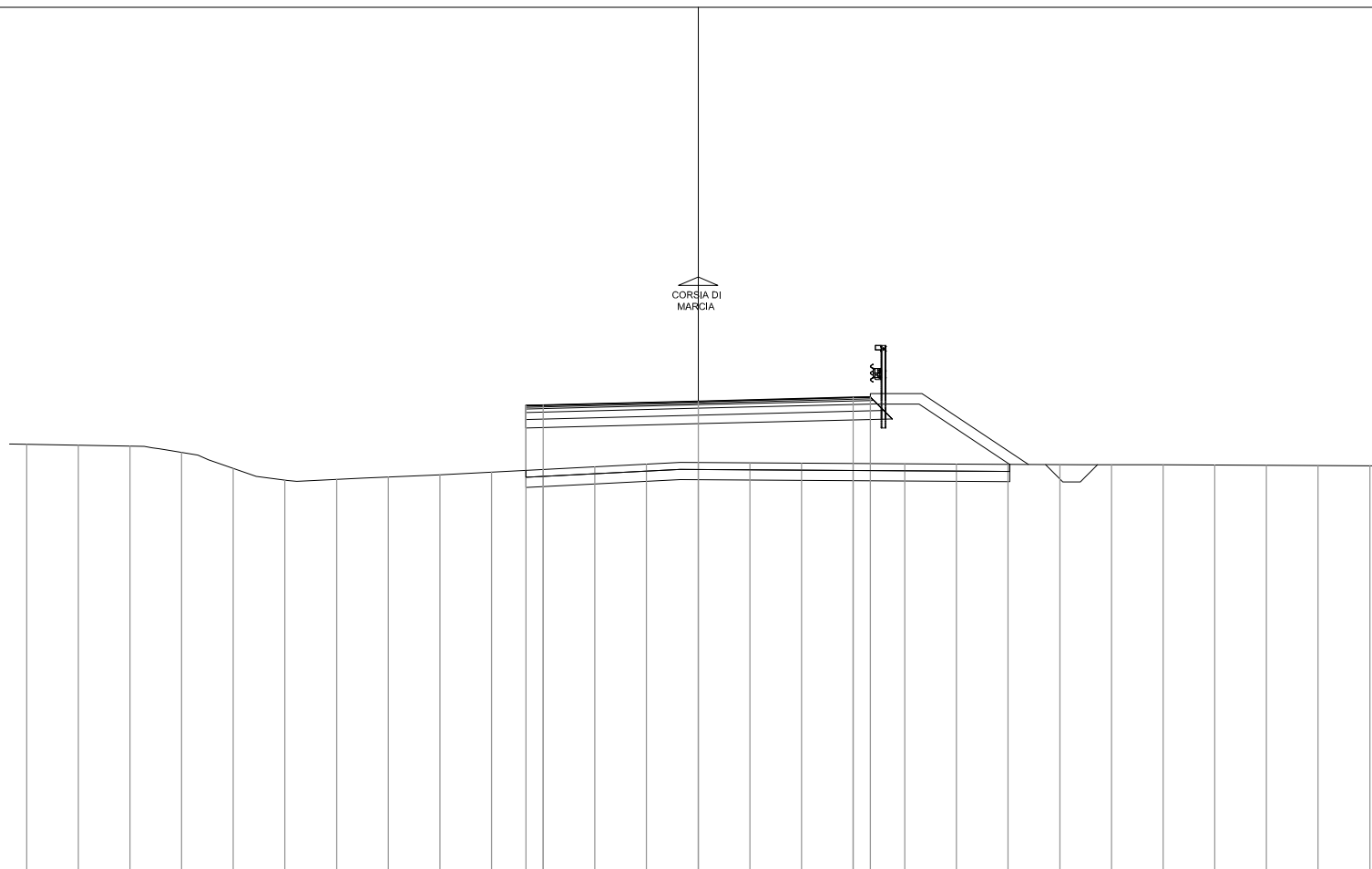
	-19.50	-18.00	-16.50	-15.00	-13.50	-12.00	-10.50	-9.00	-7.50	-6.00	-4.50	-3.00	-1.50	0.00	1.50	3.00	4.50	6.00	7.50	9.00	10.50	12.00	13.50	15.00	16.50	18.00	19.50	
DISTANZE PROGRESSIVE PROGETTO											-5.00			0.00			4.50											
DISTANZE PARZIALI PROGETTO											0.50		4.50		4.50		0.50											
QUOTE PROGETTO											121.63	121.64		121.75			121.86	121.88										
DISTANZE PROGRESSIVE TERRENO	-19.50	-18.00	-16.50	-15.00	-13.50	-12.00	-10.50	-9.00	-7.50	-6.00	-4.50	-3.00	-1.50	0.00	1.50	3.00	4.50	6.00	7.50	9.00	10.50	12.00	13.50	15.00	16.50	18.00	19.50	
DISTANZE PARZIALI TERRENO		1.50	1.50	1.50	1.50	1.50	1.50	1.50	1.50	1.50	1.50	1.50	1.50	1.50	1.50	1.50	1.50	1.50	1.50	1.50	1.50	1.50	1.50	1.50	1.50	1.50	1.50	
QUOTE TERRENO	120.50	120.48	120.41	120.04	119.47	119.43	119.51	119.59	119.67	119.75	119.83	119.91	119.95	119.97	119.97	119.98	119.98	119.99	119.99	119.99	119.99	119.98	119.97	119.91	119.89	119.89	119.90	119.90

PROFILO Gabbadera-Rotatoria

SEZIONE 7

PROGRESSIVA 90.47

Rilevato
 R11 16.36 mq.
 Scotico rilevato
 sr1 14.05 ml.
 Usura su piattaforma (sp=65cm)
 us1 10.00 ml.
 Vegetale
 ve1 5.21 ml.



200

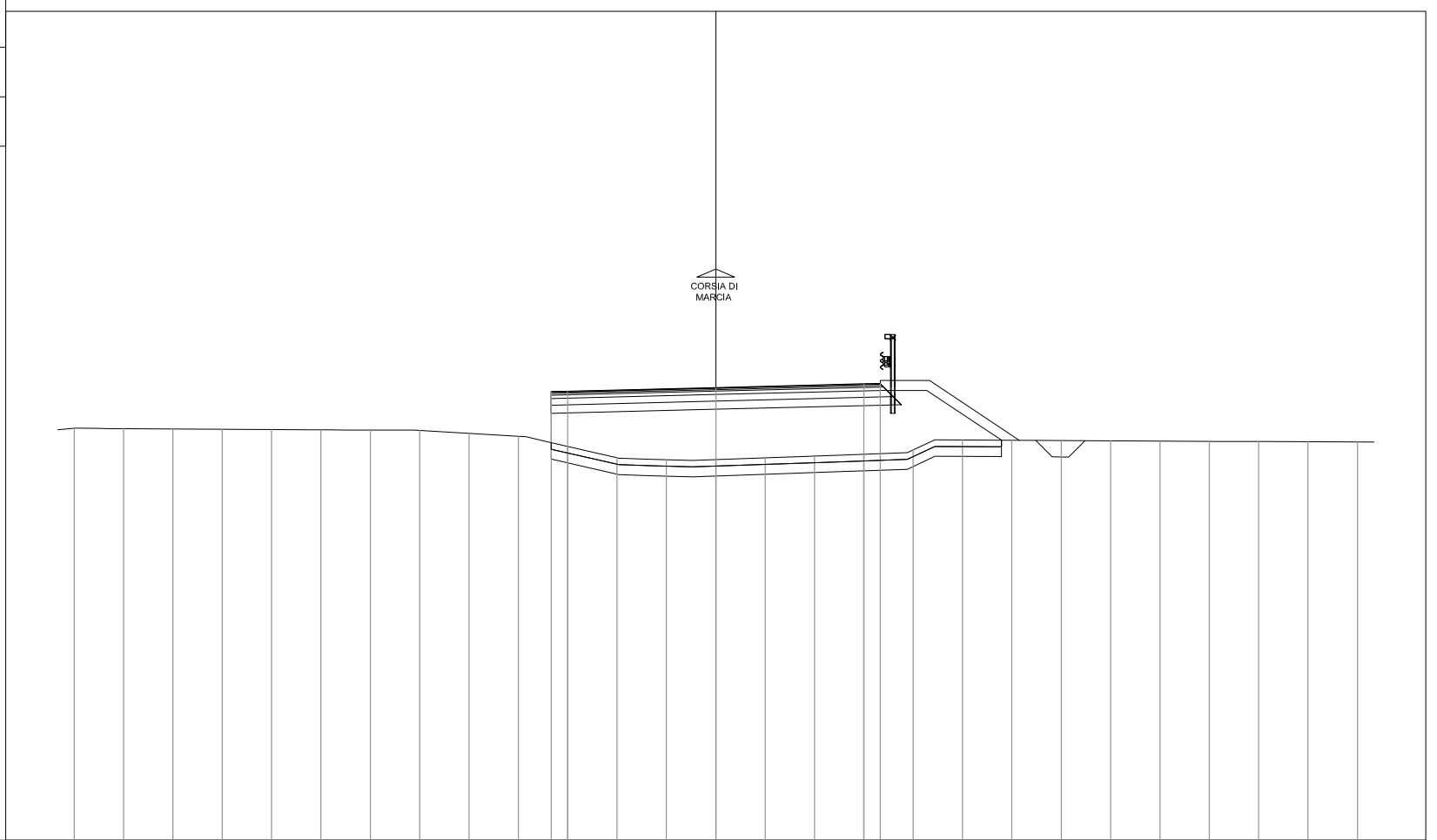
DISTANZE PROGRESSIVE PROGETTO																					-5.00	0.00	4.50																																
DISTANZE PARZIALI PROGETTO																					0.50	4.50					4.50					0.50																							
QUOTE PROGETTO																					121.63	121.64						121.75						121.86	121.88																				
DISTANZE PROGRESSIVE TERRENO	-19.50	-18.00	-16.50	-15.00	-13.50	-12.00	-10.50	-9.00	-7.50	-6.00	-4.50	-3.00	-1.50	0.00	1.50	3.00	4.50	6.00	7.50	9.00	10.50	12.00	13.50	15.00	16.50	18.00	19.50																												
DISTANZE PARZIALI TERRENO	1.50	1.50	1.50	1.50	1.50	1.50	1.50	1.50	1.50	1.50	1.50	1.50	1.50	1.50	1.50	1.50	1.50	1.50	1.50	1.50	1.50	1.50	1.50	1.50	1.50	1.50	1.50																												
QUOTE TERRENO	120.50	120.48	120.45	120.27	119.80	119.46	119.49	119.56	119.62	119.70	119.77	119.85	119.93	119.97	119.96	119.95	119.94	119.93	119.92	119.92	119.91	119.91	119.91	119.90	119.89	119.89	119.88																												

PROFILO Gabbadera-Rotatoria

SEZIONE 8

PROGRESSIVA 105.55

Rilevato
RI1 18.33 mq.
Scotico rilevato
sr1 13.68 ml.
Usura su piattaforma (sp=65cm)
us1 10.00 ml.
Vegertale
ve1 4.78 ml.



DISTANZE PROGRESSIVE PROGETTO	-5.00	-4.50	0.00	4.50	5.00																						
DISTANZE PARZIALI PROGETTO	0.50		4.50		4.50																						
QUOTE PROGETTO	121.63	121.64	121.75	121.86	121.88																						
DISTANZE PROGRESSIVE TERRENO	-19.50	-18.00	-16.50	-15.00	-13.50	-12.00	-10.50	-9.00	-7.50	-6.00	-4.50	-3.00	-1.50	0.00	1.50	3.00	4.50	6.00	7.50	9.00	10.50	12.00	13.50	15.00	16.50	18.00	19.50
DISTANZE PARZIALI TERRENO	1.50	1.50	1.50	1.50	1.50	1.50	1.50	1.50	1.50	1.50	1.50	1.50	1.50	1.50	1.50	1.50	1.50	1.50	1.50	1.50	1.50	1.50	1.50	1.50	1.50	1.50	1.50
QUOTE TERRENO	120.52	120.51	120.50	120.49	120.48	120.48	120.47	120.46	120.37	120.28	119.97	119.63	119.57	119.57	119.63	119.68	119.73	119.86	120.17	120.16	120.15	120.14	120.13	120.13	120.12	120.11	120.11

Adeguamento S.P. n. 103

