OZZETTO SCOLMATORE
50m

COPERTURA

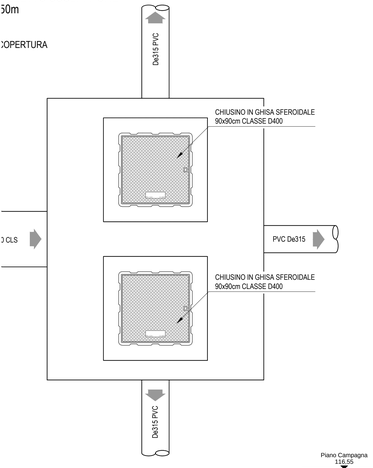

PIANTA

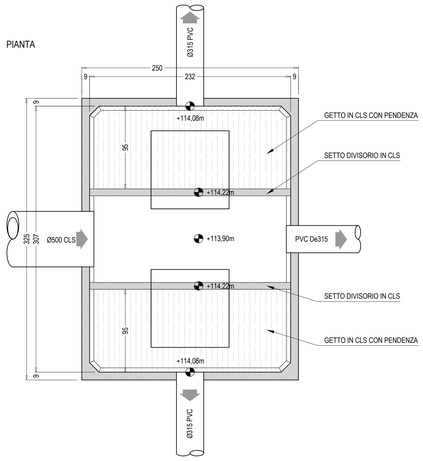

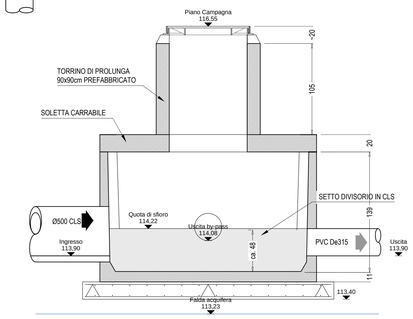

P09 - POZZETTO SEDIMENTATORE FANGHI Ø2000 SP= 12cm
MASSIMO CONTENUTO FANGHI= 5000 litri

SCALA 1:25

PIANTA COPERTURA

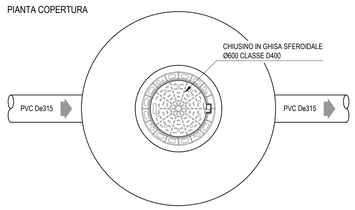

PIANTA

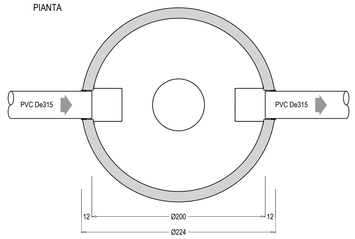

SEZIONE

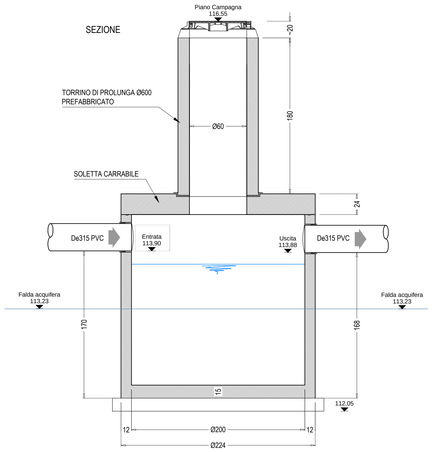

P10 - POZZETTO DISOLEATORE Ø2000 SP= 12cm
GRANDEZZA NOMINALE GN= 50l/s

SCALA 1:25

PIANTA COPERTURA

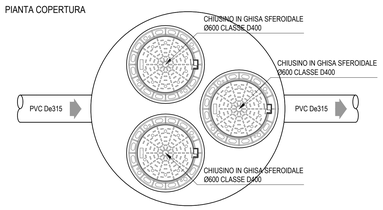

PIANTA

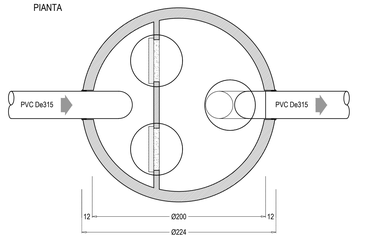

SEZIONE

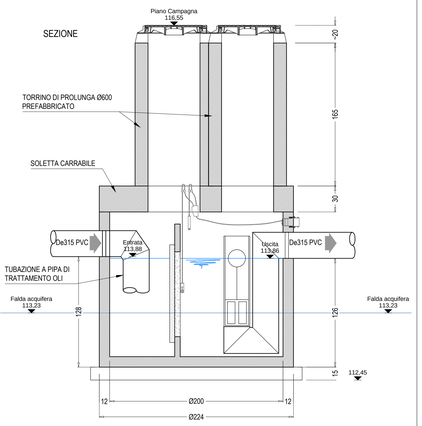

CHIUSINO IN GHISA SFEROIDALE CLASSE D400 0.60x0.60m

SCALA 1:10

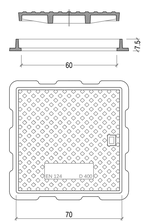

CHIUSINO IN GHISA SFEROIDALE CLASSE D400 luce netta Ø600

SCALA 1:10



CHIUSINO IN GHISA SFEROIDALE CLASSE D400 0.90x0.90m

SCALA 1:10

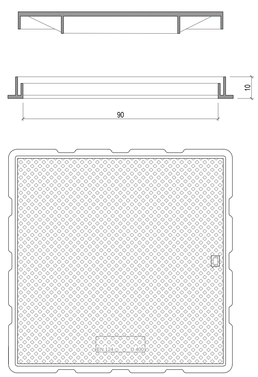

SEZIONE DI POSA COLLETTORE IN PVC

SCALA 1:10

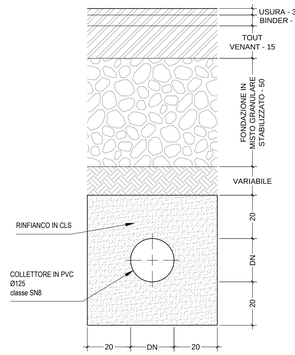

SEZIONI DI POSA COLLETTORE IN CLS DI PROGETTO

SCALA 1:25

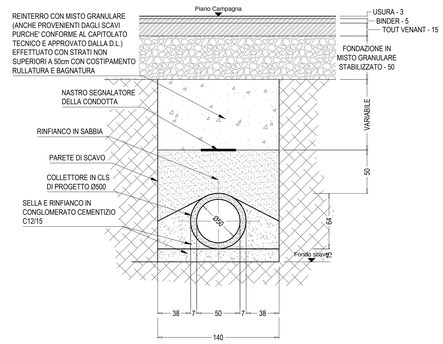

ETTO RIPARTITORE

PIANTA COPERTURA

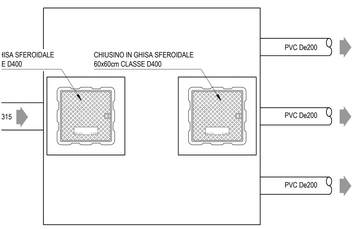

PIANTA

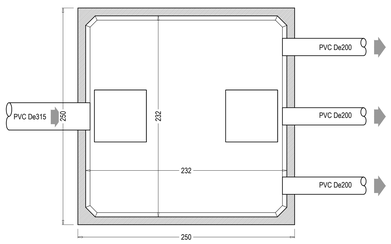

SEZIONE

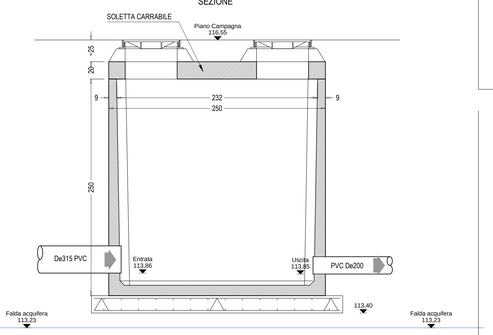

ETTO DI TROPPOPIENO

PIANTA COPERTURA

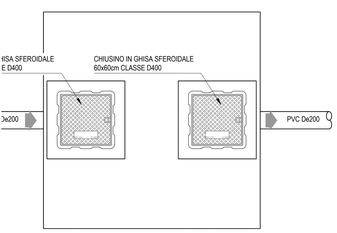

PIANTA

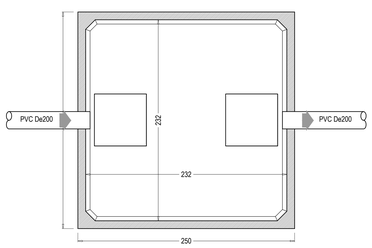

SEZIONE

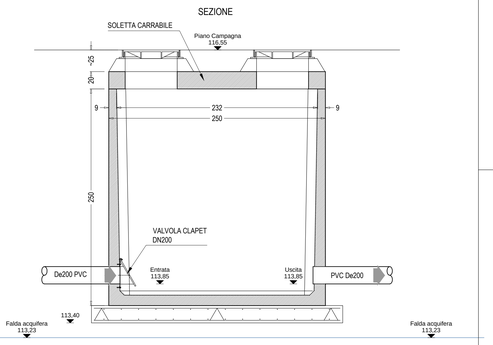

PARTICOLARE
VALVOLA CLAPET

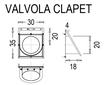

SEZIONE TIPO POZZETTO CIRCOLARE Ø1200

SCALA 1:25

SEZIONE

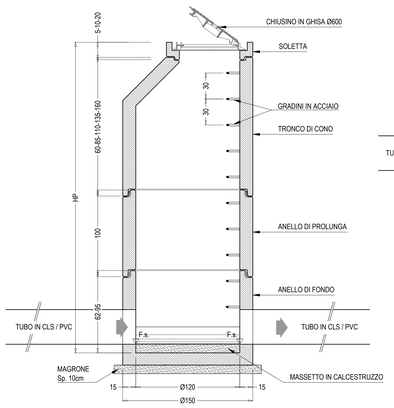

PIANTA

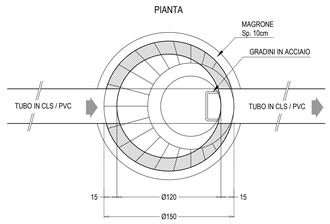

TABELLA MATERIALI TUBAZIONI

- CEMENTO ARMATO (UNI EN 1916:2004, UNI 11417-1:2012, UNI 11417-2:2014):
  - DN300: Classe di resistenza 160kN/m²
  - DN500: Classe di resistenza 135kN/m², con rivestimento interno in liner HDPE
- PVC (UNI EN 1401-1:2009)
  - SN 8kN/m²

TABELLA MATERIALI

A) POZZETTI DI ISPEZIONE PREFABBRICATI

- CALCESTRUZZO MAGRO:
  Classe di resistenza (UNI EN 206-1:2001): = C12/15

- CALCESTRUZZO PER STRUTTURA
  Classe di resistenza (UNI EN 206-1:2001): = C40/50
  Classe di esposizione (UNI EN 206-1:2001) = XA1
  Classe di consistenza (UNI EN 206-1:2001) = S4

B) POZZETTI RIPARTITORE E DI TROPPOPIENO

- CALCESTRUZZO PER STRUTTURA
  Calcestruzzo autocompattante SCC
  Classe di resistenza (UNI EN 206-1:2001): = C40/50
  Classi di esposizione (UNI EN 206-1:2001) = XC4, XS2/XD2, XF1

C) CHIUSINI IN GHISA SFEROIDALE classe D400

TABELLA RIASSUNTIVA POZZETTI Ø1200

N° POZZETTI	DN IN ENTRATA	F.S. IN ENTRATA	Q.P. IN ENTRATA	ANGOLO IN ENTRATA	DN IN USCITA	F.S. IN USCITA	Q.P. IN USCITA	HP (cm)	ANGOLO IN USCITA
P01					500	114.33	115.84	171	
P02	500	114.23	116.01		500	114.23	116.03	200	
P03	500	114.14	116.16		500	114.14	116.17	222	
P04	500	114.06	116.31		500	114.06	116.32	246	
P05	500	113.96	116.76		500	113.96	116.76	302	91°
P06	500	113.92	116.55		500	113.92	116.55	283	
P07	500	113.90	116.55		500	113.90	116.55	285	120°
P13	200	113.81	116.55	170°	200	113.81	116.55	295	
P14					500	114.11	115.55	155	

Project Number 117110

Città metropolitana di Milano

Westfield
WESTFIELD MILAN S.p.a.
C.so Giacomo Matteotti, 10
20121 Milano

ACCORDO DI PROGRAMMA
(APPROVATO CON D.P.G.R. DEL 22.05.2009 N.5095)
PRIMO ATTO INTEGRATIVO
(APPROVATO CON D.P.G.R. DEL 29.03.2010 N.3148)

POTENZIAMENTO DELLA S.P. N.103 "ANTICA DI CASSANO" 1° LOTTO - 2° STRALCIO TRATTA B

PROGETTO ESECUTIVO

TITOLO elaborato :
PROGRAMMA RISOLUZIONE INTERFERENZE FOGNARIE CAP - HOLDING
INTERFERENZA 20 - FOGNATURA ACQUE BIANCHE - VIA MORANDI
Particolari costruttivi - Tav. 1/2

Cod. Elaborato: N.03.04

CODICE WM : WM-ERR-TB-00-M2-C-95258

Scala: 1:50

Redatto	Controllato	Approvato
	BRASI	ERBA

Data: **Maggio 2015**

Revisioni	Redatto	Controllato	Approvato	DATA:
A		BRASI	ERBA	REV. INT. CAP - LUG. 2018
B				
C				
D				

Progettazione : Alpina spa
Via Ripamonti 2 - 20136 Milano
P.I. 10241540151

STRAVIA
Centro Lunetto - 22036 Tavernola (BR) (MI), via Ernesto Calvetto n.23
Tel. 02-49400557 - Fax 02-49400425 - e-mail: info@stravia.com
C.F. 1155840156 - P.IVA 12600130152

Il Direttore Tecnico
Dott. Ing. Alberto STRAVIA

Visto
WESTFIELD MILAN S.p.a.
C.so Giacomo Matteotti, 10
20121 Milano

Visto