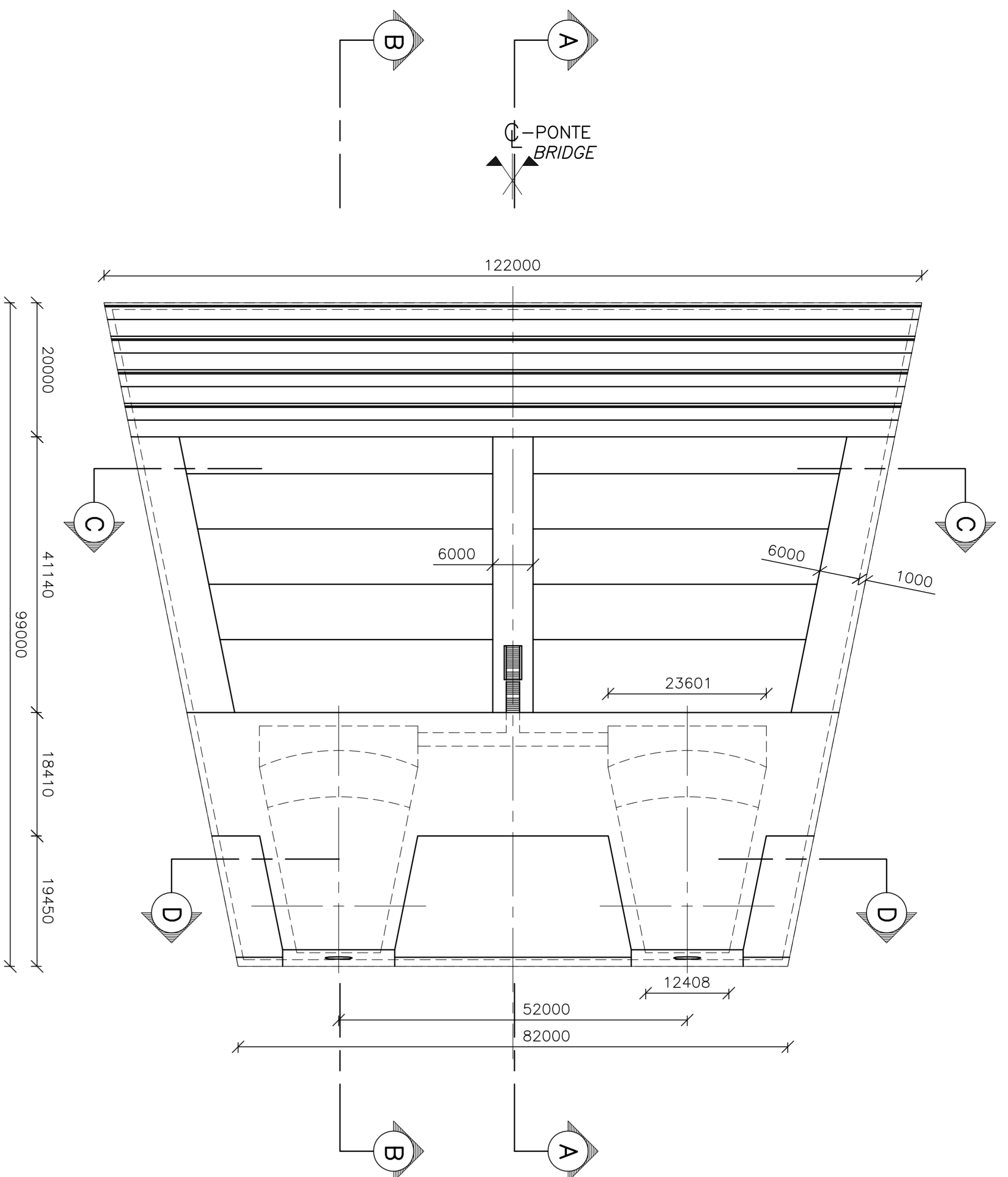
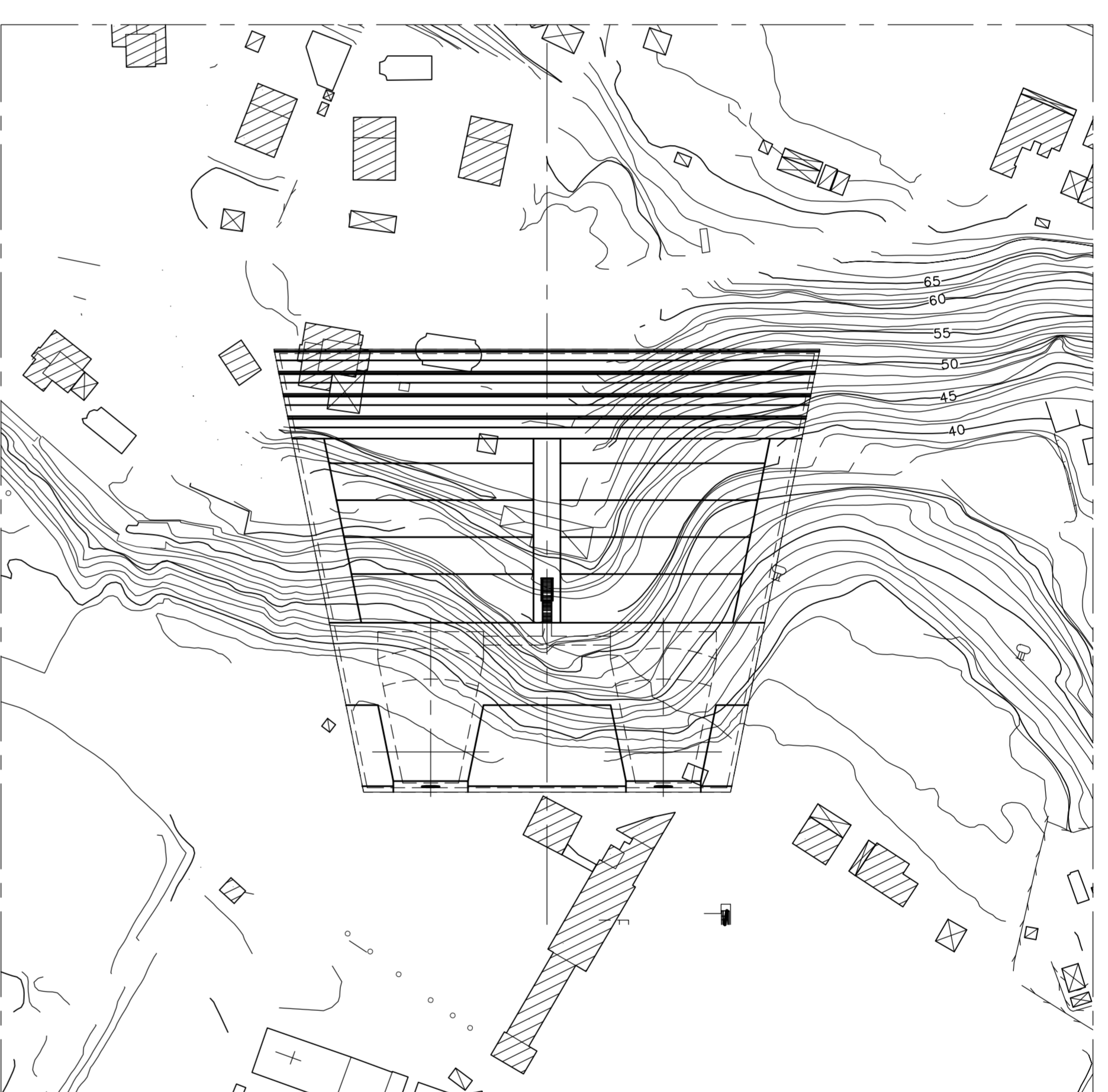


PIANTA  
SCALA 1:500  
PLAN  
SCALE 1:500



PIANTA  
SCALA 1:1000  
PLAN  
SCALE 1:1000



NOTE GENERALI

**NOTE:**  
TUTTE LE DIMENSIONI SONO IN MILLIMETRI.  
DIMENSIONI IN METRI SONO IN CASCHELLI.  
LE QUOTE ALTIMETRICHE SONO IN METRI (SLM)

**LEGENDA:**  
CALCESTRUZZO GETTATO IN OPERA  
DIAPHRAGMI  
SABBA DI RIARMAMENTO  
JET GROUTING

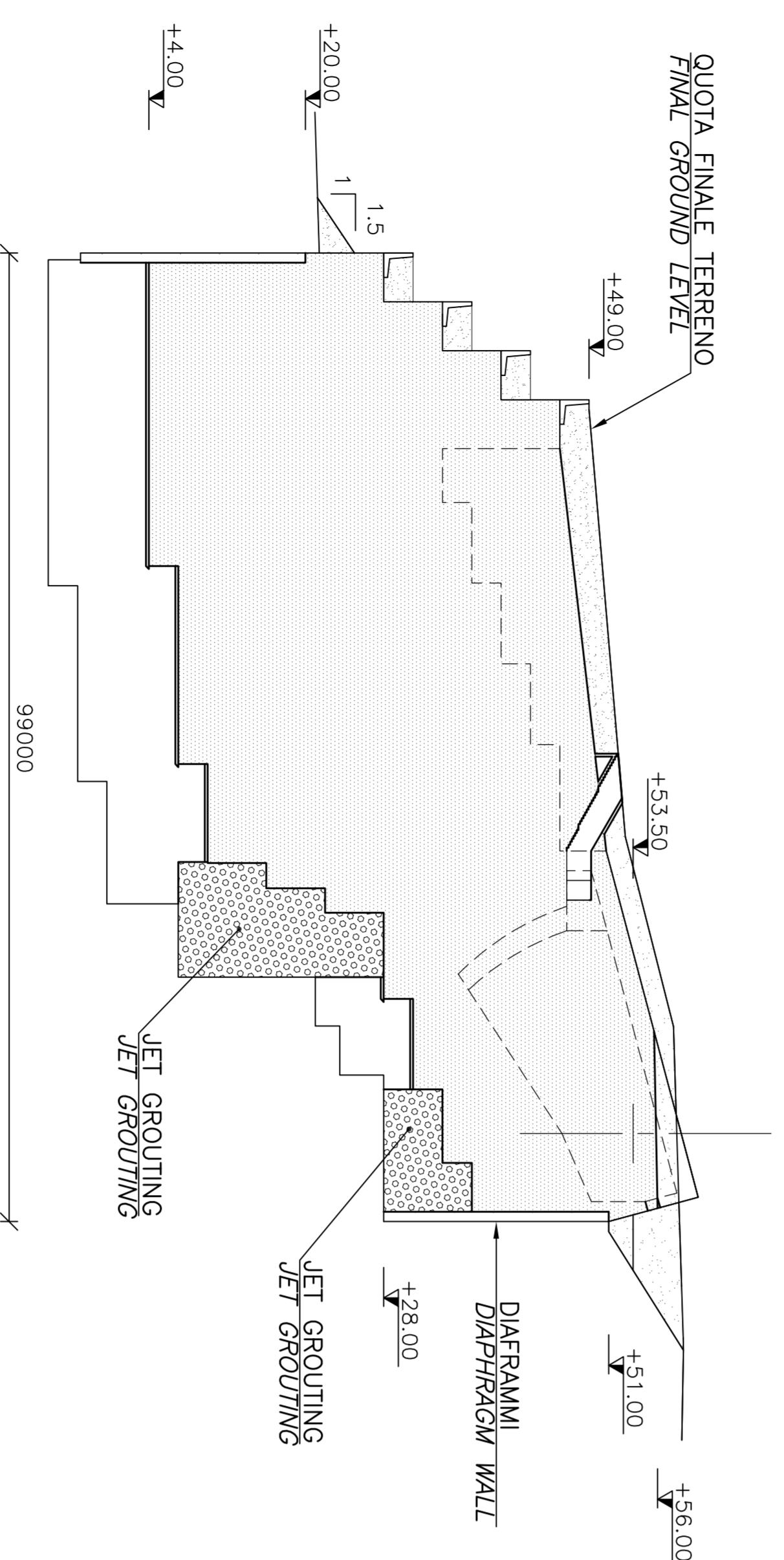
**ELABORATI DI RIFERIMENTO:**  
CG1000-PSXDPT-0000000000-01 NOTE GENERALI  
CG1000-PSXDPT-B485000000-01 APPLICAZIONE TIPICA PER MASSIF  
CG1000-PSXDPT-B485000000-02 ARMATURA - DISPOSIZIONE TIPICA IN MASSIF, DETTAGLI 2

**NOTES:**  
DIMENSIONS ARE IN MILLIMETRES UNLESS OTHERWISE NOTED.  
LEVELS ARE IN METRES (SLM).

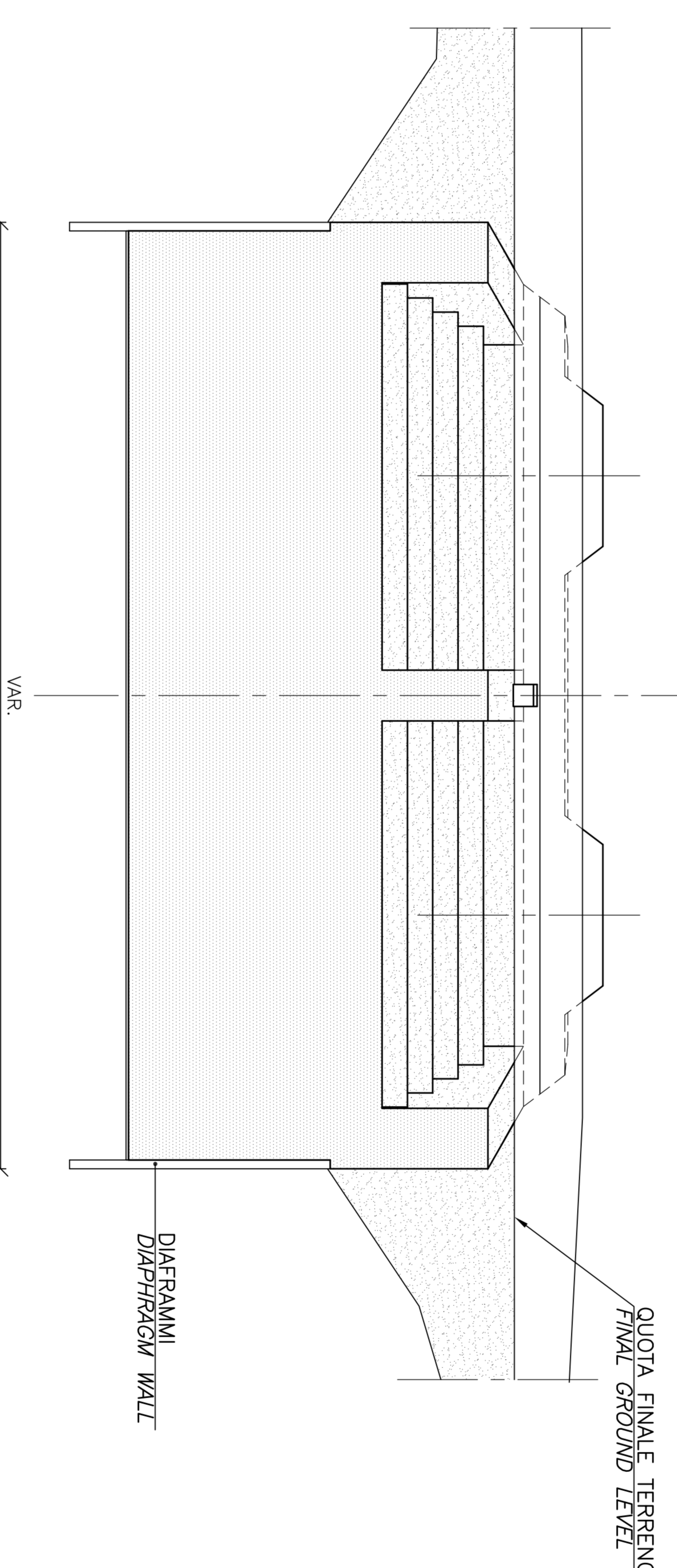
**LEGENDS:**  
IN SITU CONCRETE  
DIAPHRAGM WALLS  
SANDFILL  
JET GROUTING

**REFERENCES:**  
CG1000-PSXDPT-0000000000-02 GENERAL NOTES  
CG1000-PSXDPT-0000000000-01 REINFORCEMENT - TYPICAL ARRANGEMENT IN MASSIF  
CG1000-PSXDPT-B485000000-01 REINFORCEMENT IN MASSIF ARRANGEMENT IN MASSIF  
CG1000-PSXDPT-B485000000-02 DETAILS 2

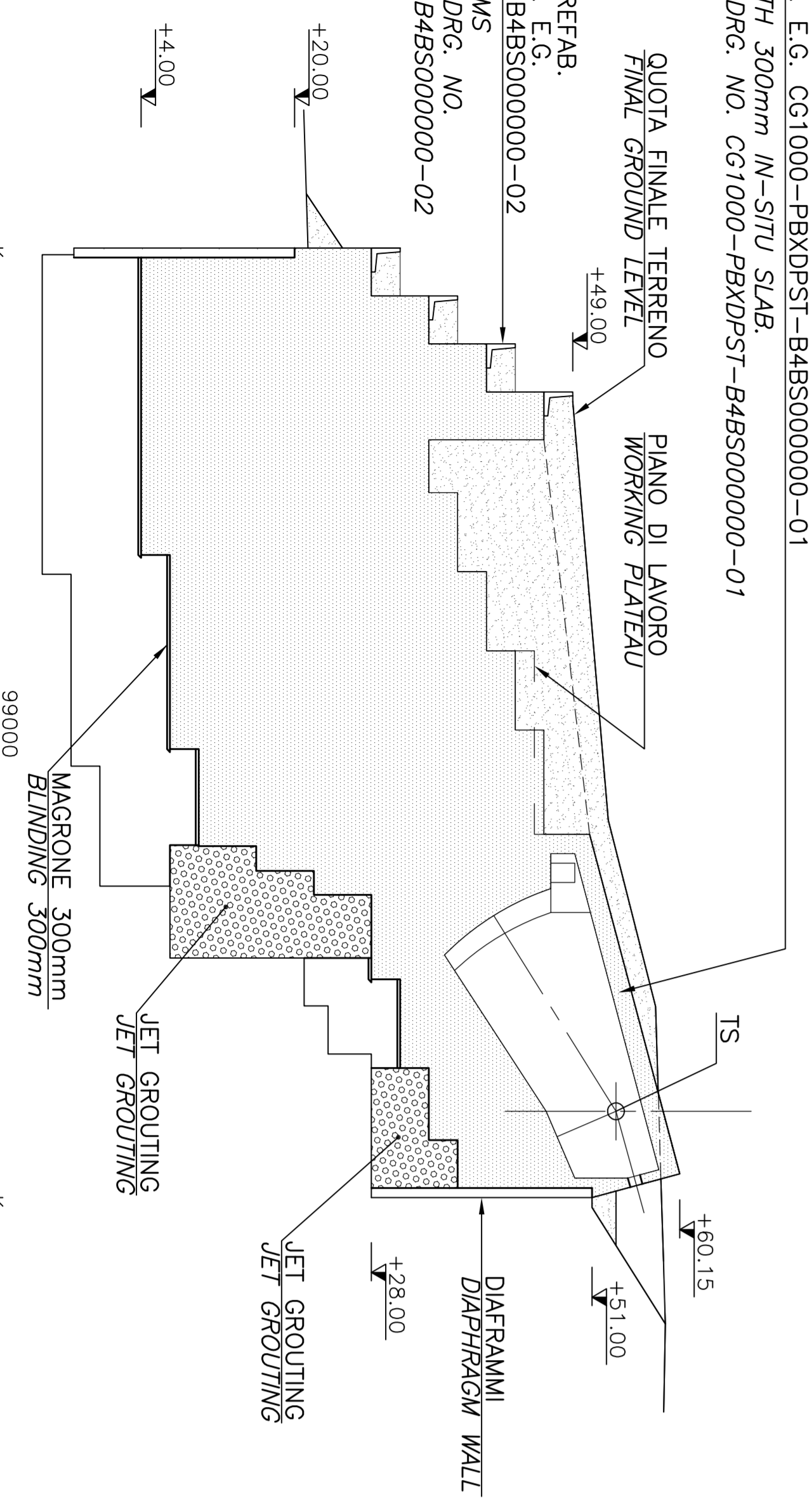
SEZIONE A-A  
SCALA 1:500  
SECTION A-A  
SCALE 1:500



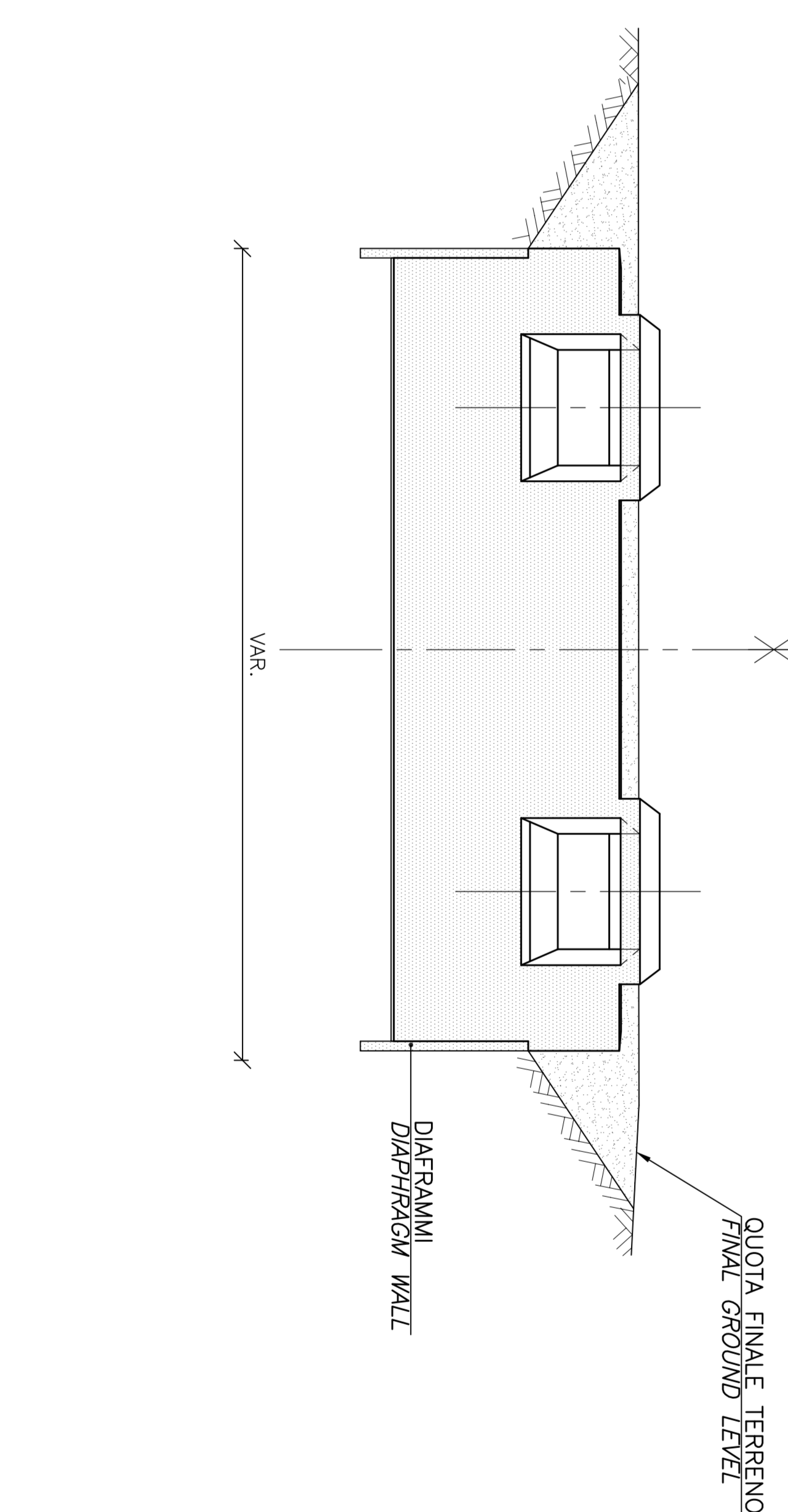
SEZIONE C-C  
SCALA 1:500  
SECTION C-C  
SCALE 1:500



SEZIONE B-B  
SCALA 1:500  
SECTION B-B  
SCALE 1:500



SEZIONE D-D  
SCALA 1:500  
SECTION D-D  
SCALE 1:500



**Stretto di Messina**  
EUROLINK S.C.A.  
PROGETTO DEFINITIVO

**EUROLINK S.C.A.**  
SOCIETA' ITALIANA PER CONOTTE (EUROLINK S.p.A. (Milano))  
CORPORATIVE INNOVATION E SERVIZI (EUROLINK S.p.A. (Milano))  
ISHIKAWAKI, HARBURA HEAVY INDUSTRIES CO. LTD. (Milano)  
A&P S.P.A. - CONSORCIO STRETTO DI MESSINA

**PROGETTISTA:**  
**OWI**  
Ing. E.A. Vaga  
Ing. G. Vaga  
Ing. G. Vaga  
Ing. G. Vaga

**OPERAZIONE:**  
OPERA D'ATTRAVERSAMENTO  
SOTTOSTRUTTURE  
BLOCCHI D'ANCORAGGIO  
ANCORAGGIO SICILIA  
DISEGNI DIVERSE

REV.	DATA	DESCRIZIONE	REVISIONI	INTEGRI	VERBA
01	20-06-2011	ESPOSIZIONE FINALE	1/1/1/1	1/1/1/1	1/1/1/1
02	06-06-2011	ESPOSIZIONE FINALE	1/1/1/1	1/1/1/1	1/1/1/1

NUM. SEC. FILE: P07023-01-000