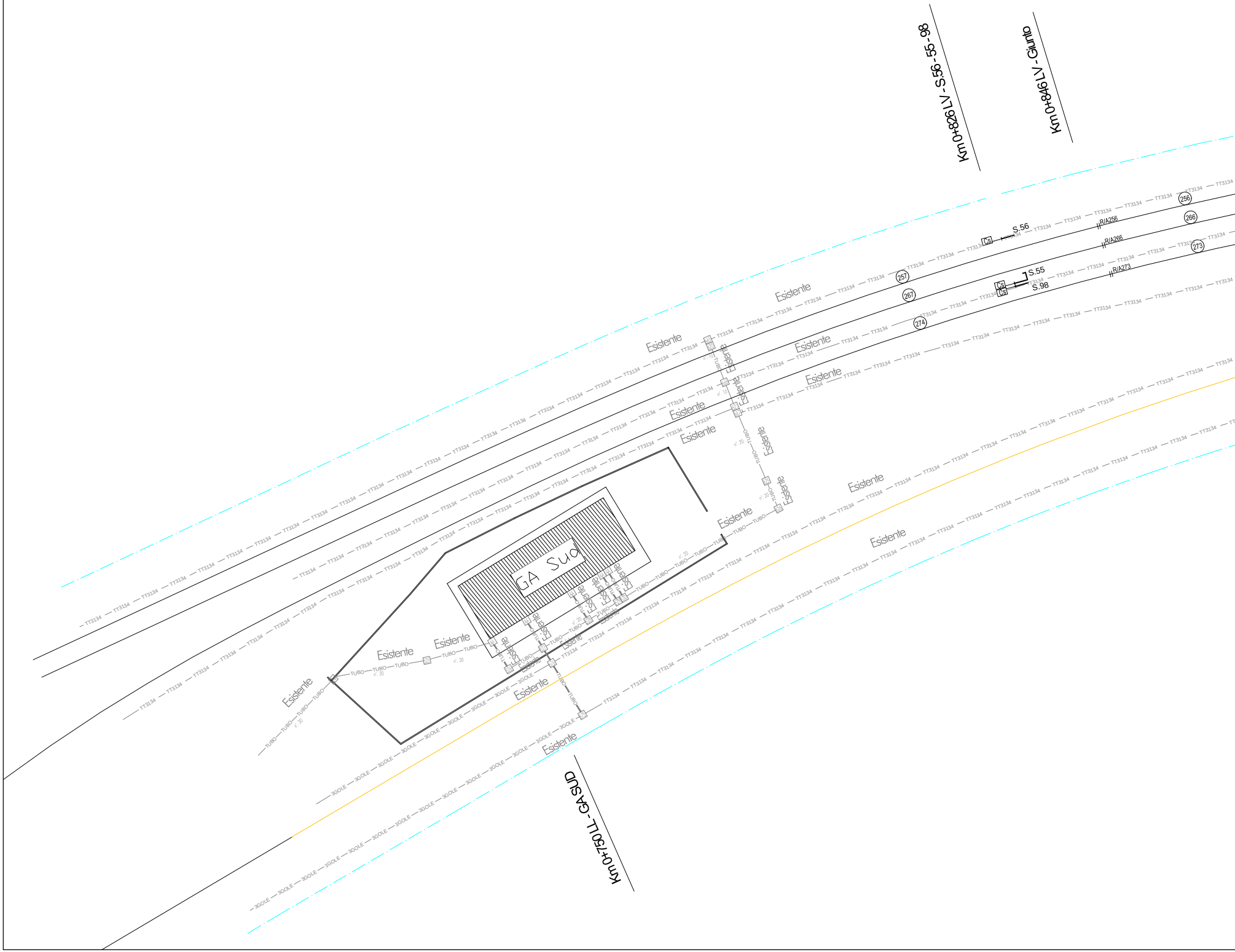
Km 0+826 LV - S.56-55-98
Km 0+846 LV - Giunto
Km 0+750 LL - GA SUD
GA Sud
Esistente
TT3134
TUBO
3GOLE
n°.30
n°.20
n°.10
S.56
S.55
S.98
Cs
R/A256
R/A266
R/A273
256
266
273
257
267
274


INIZIO INTERVENTO
PK 1+100.000 BPL
A/R256 R/A254
A/R266 R/A265
A/R273 R/A272
254
265
272
TT3134
V317
Esistente
Esistente
Esistente
TUBO
TUBO
n° 4
R/A282
282
283
Cs
S.30
Km0+918LL-S.30
Km0+938LL-Giunto

IS	7
SCMT	0
FO	–
TLC	–
TE	–
LFM	–
1000V	0

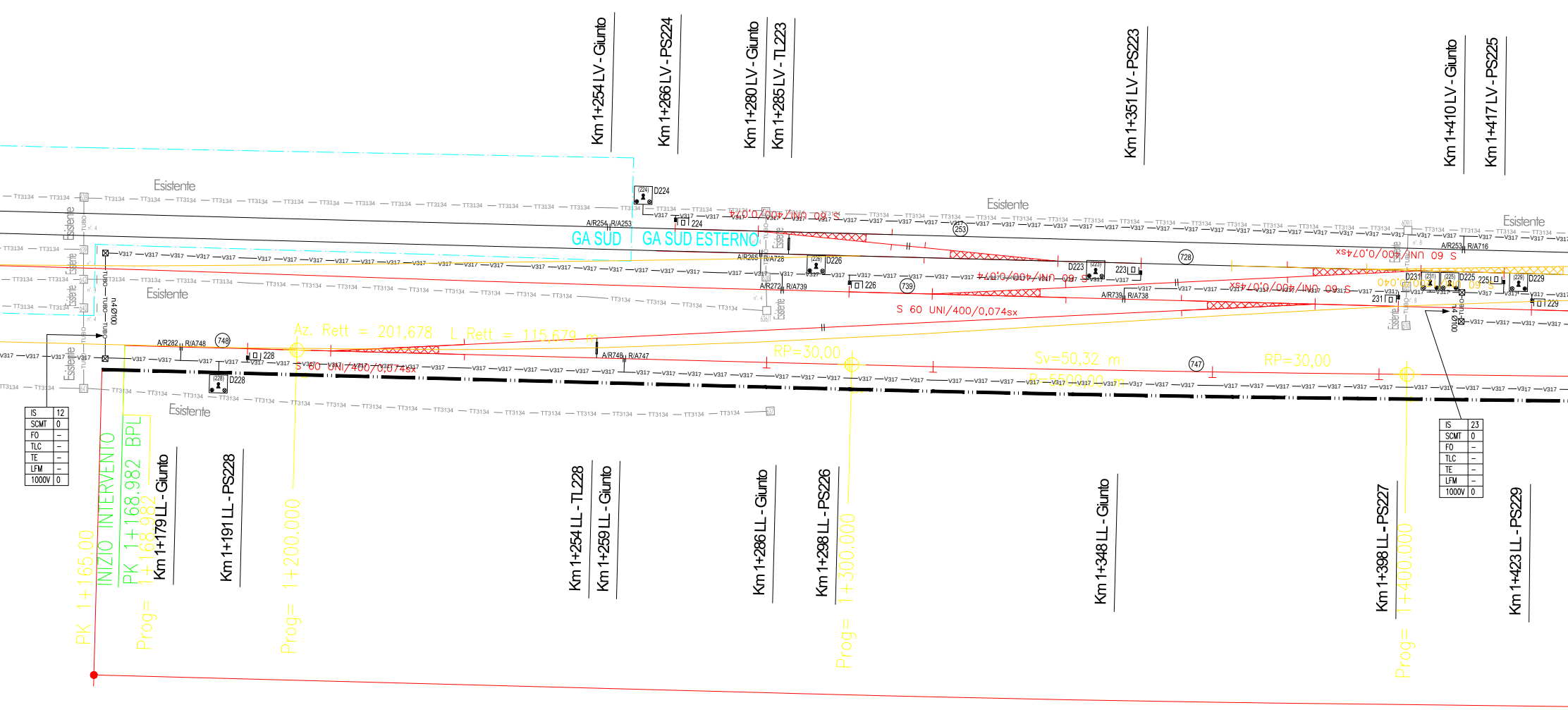
Km 1+254 LV - Giunto
Km 1+266 LV - PS224
Km 1+280 LV - Giunto
Km 1+285 LV - TL223
Km 1+351 LV - PS223
Km 1+410 LV - Giunto
Km 1+417 LV - PS225
Esistente
GA SUD
GA SUD ESTERNO
D224
D226
D223
D225
D229
D231
D228
224
226
223
225
229
231
228
A/R254 R/A253
A/R265 R/A728
A/R272 R/A739
A/R739 R/A738
A/R253 R/A716
A/R282 R/A748
A/R748 R/A747
253
728
739
747
748
S 60 UNI/400/0,074
S 60 UNI/400/0,074sx
S 60 UNI/400/0,074
Az. Rett = 201,678
L Rett = 115,679 m
RP=30,00
Sv=50,32 m
R=5500,00
RP=30,00
n.4 Ø100
TUBO
TT3134
V317
IS 12
SCMT 0
FO –
TLC –
TE –
LFM –
1000V 0
IS 23
SCMT 0
FO –
TLC –
TE –
LFM –
1000V 0
PK 1+165,00
INIZIO INTERVENTO
PK 1+168,982 BPL
Prog= 1+168,982
Km 1+179 LL - Giunto
Km 1+191 LL - PS228
Prog= 1+200,000
Km 1+254 LL - TL228
Km 1+259 LL - Giunto
Km 1+286 LL - Giunto
Km 1+298 LL - PS226
Prog= 1+300,000
Km 1+348 LL - Giunto
Km 1+398 LL - PS227
Prog= 1+400,000
Km 1+423 LL - PS229

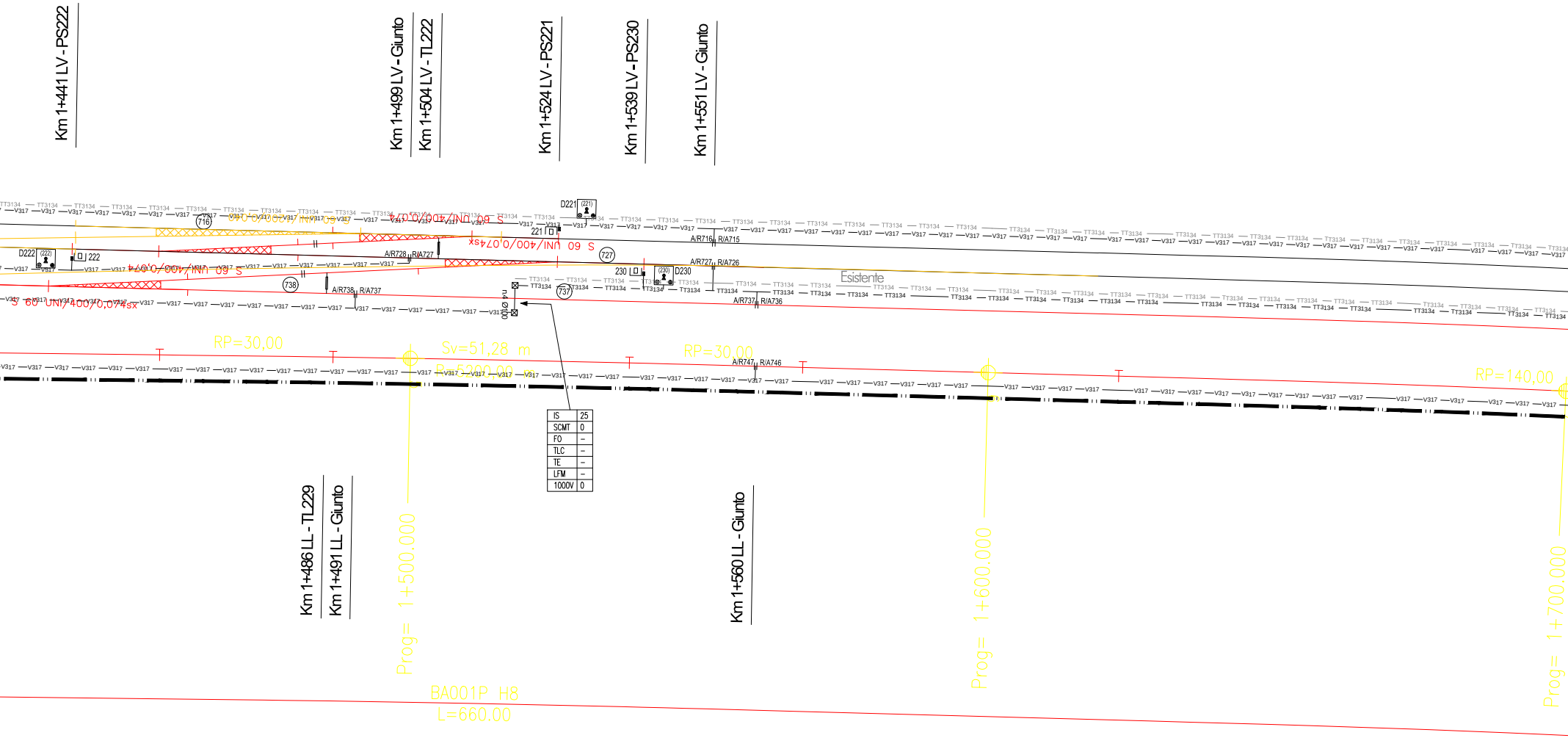
Km 1+441 LV - PS222
Km 1+499 LV - Giunto
Km 1+504 LV - TL222
Km 1+524 LV - PS221
Km 1+539 LV - PS230
Km 1+551 LV - Giunto
TT3134
V317
D221
(221)
221
716
S 60 UNI/1200/0,040
S 60 UNI/400/0,074
S 60 UNI/400/0,074sx
727
A/R716
R/A715
D222
(222)
222
A/R728
R/A727
A/R727
R/A726
230
(230)
D230
Esistente
738
A/R738
R/A737
n.4 Ø100
737
A/R737
R/A736
S 60 UNI/400/0,074sx
RP=30,00
Sv=51,28 m
R=5200,00 m
RP=30,00
A/R747
R/A746
RP=140,00
Km 1+486 LL - TL229
Km 1+491 LL - Giunto
Prog= 1+500.000
Km 1+560 LL - Giunto
Prog= 1+600.000
Prog= 1+700.000
BA001P H8
L=660,00

IS	25
SCMT	0
FO	–
TLC	–
TE	–
LFM	–
1000V	0

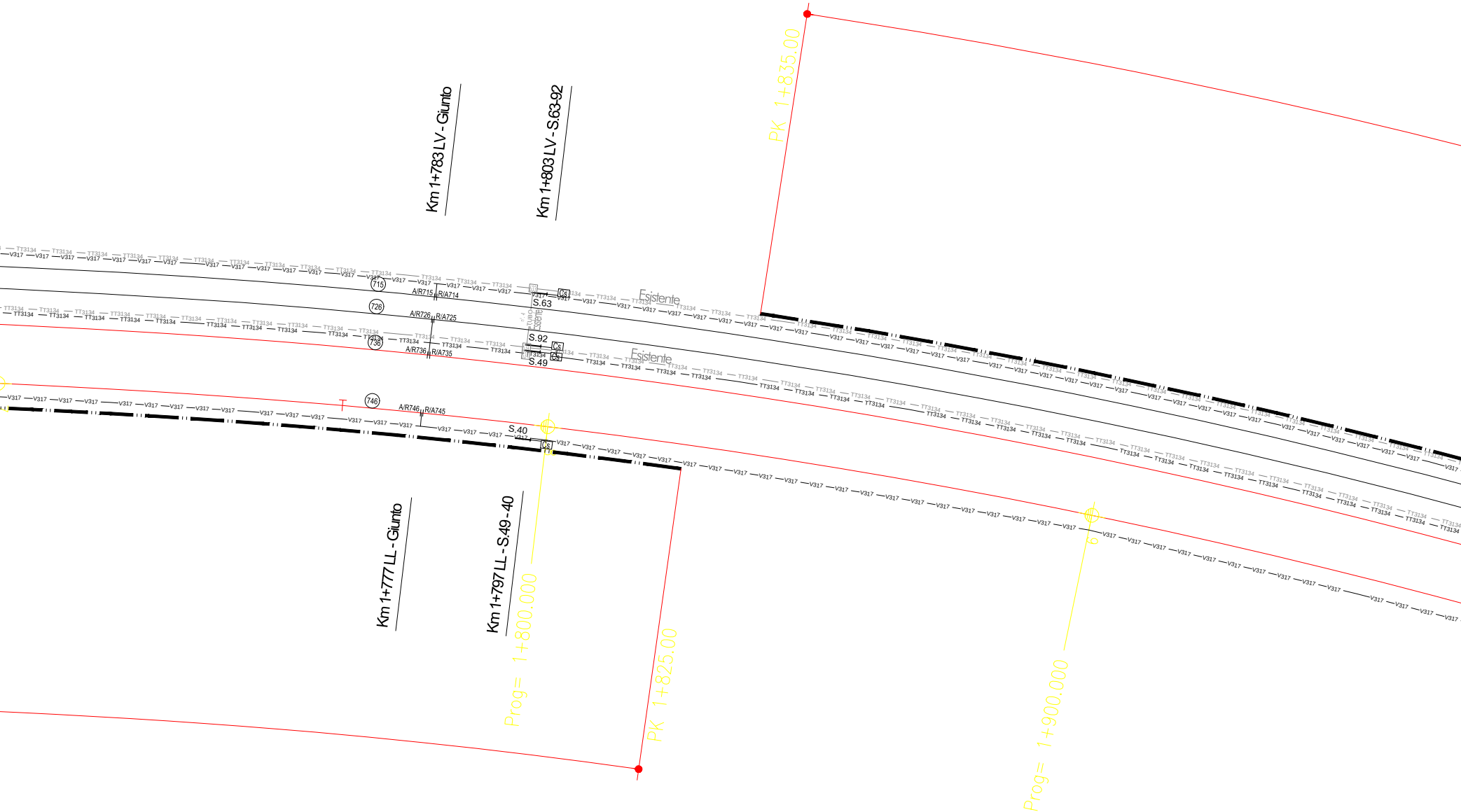
Km 1+783 LV - Giunto
Km 1+803 LV - S.63-92
PK 1+835.00
TT3134
V317
715
A/R715
R/A714
726
A/R726
R/A725
736
A/R736
R/A735
S.63
S.92
S.49
Cs
Esistente
Esistente
746
A/R746
R/A745
S.40
Km 1+777 LL - Giunto
Km 1+797 LL - S.49-40
Prog= 1+800.000
PK 1+825.00
Prog= 1+900.000

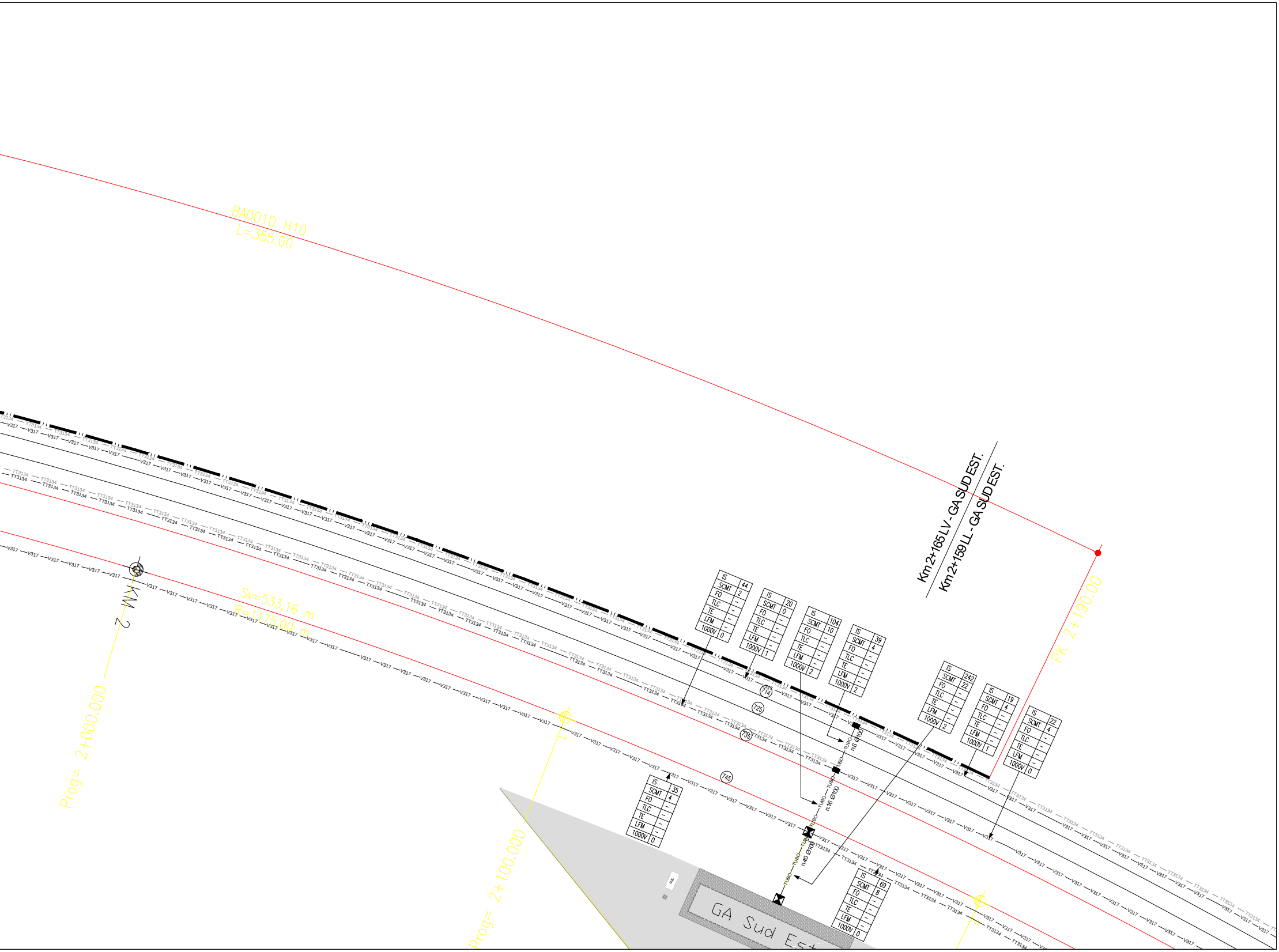
BA001D H10
L=355.00
Km2+165 LV - GA SUD EST.
Km2+159 LL - GA SUD EST.
PK 2+190.00
KM 2
Sv=533.16 m
R=1175.00 m
Prog= 2+000.000
Prog= 2+100.000
V317
TT3134
714
725
735
745
IS 44
SCMT 2
FO –
TLC –
TE –
LFM –
1000V 0
IS 20
SCMT 0
FO –
TLC –
TE –
LFM –
1000V 1
IS 104
SCMT 10
FO –
TLC –
TE –
LFM –
1000V 2
IS 39
SCMT 4
FO –
TLC –
TE –
LFM –
1000V 2
IS 242
SCMT 22
FO –
TLC –
TE –
LFM –
1000V 2
IS 19
SCMT 4
FO –
TLC –
TE –
LFM –
1000V 1
IS 22
SCMT 4
FO –
TLC –
TE –
LFM –
1000V 0
IS 35
SCMT 4
FO –
TLC –
TE –
LFM –
1000V 0
IS 69
SCMT 8
FO –
TLC –
TE –
LFM –
1000V 0
TUBO
n.6 Ø100
n.16 Ø100
n.40 Ø100
GA Sud Est

	LEGENDA CANALIZZAZIONI
—TUBO—	Tubo Ø 100 in PVC
⧗	Pozzetto 200X200
■	Pozzetto 150X100
⊠	Pozzetto 100X100
— TT3134 —	Canalizzazione TT3134
—V317 —	Canalizzazione V317
—V318 —	Canalizzazione V318

COMMITTENTE:

RFI
RETE FERROVIARIA ITALIANA
GRUPPO FERROVIE DELLO STATO ITALIANE

PROGETTAZIONE:

ITALFERR
GRUPPO FERROVIE DELLO STATO ITALIANE

CUP: J47I09000030009

U.O. TECNOLOGIE NORD

PROGETTO DEFINITIVO

POTENZIAMENTO DELLA LINEA MILANO - GENOVA
QUADRUPLICAMENTO TRATTA MILANO ROGOREDO - PAVIA
FASE 1 - QUADRUPLICAMENTO MI ROGOREDO - PIEVE EMANUELE

Milano Rogoredo

Piano Cunicoli (Planimetria Attrezzata) [Fase 1.5]
Foglio 1 di 2

SCALA:
1.500

COMMESSA	LOTTO	FASE	ENTE	TIPO DOC.	OPERA/DISCIPLINA	PROGR.
NM0Z	10	D	58	P8	AS0000	112

Rev.	Descrizione	Redatto	Data	Verificato	Data	Approvato	Data	Autorizzato Data
A	Emissione esecutiva	A.Antolini	11.2018	M.Messina	11.2018	S.Bocelli	11.2018	M.Gambero 11.2018 Ordine Ingegneri Provincia di Genova n. 9052A GAMBARO MARIO

File: NM0Z10D58P8IS0000112A_PCUNICOLI IS (PLANIMETRIA A.DWG

n. Elab.: 1 di 2