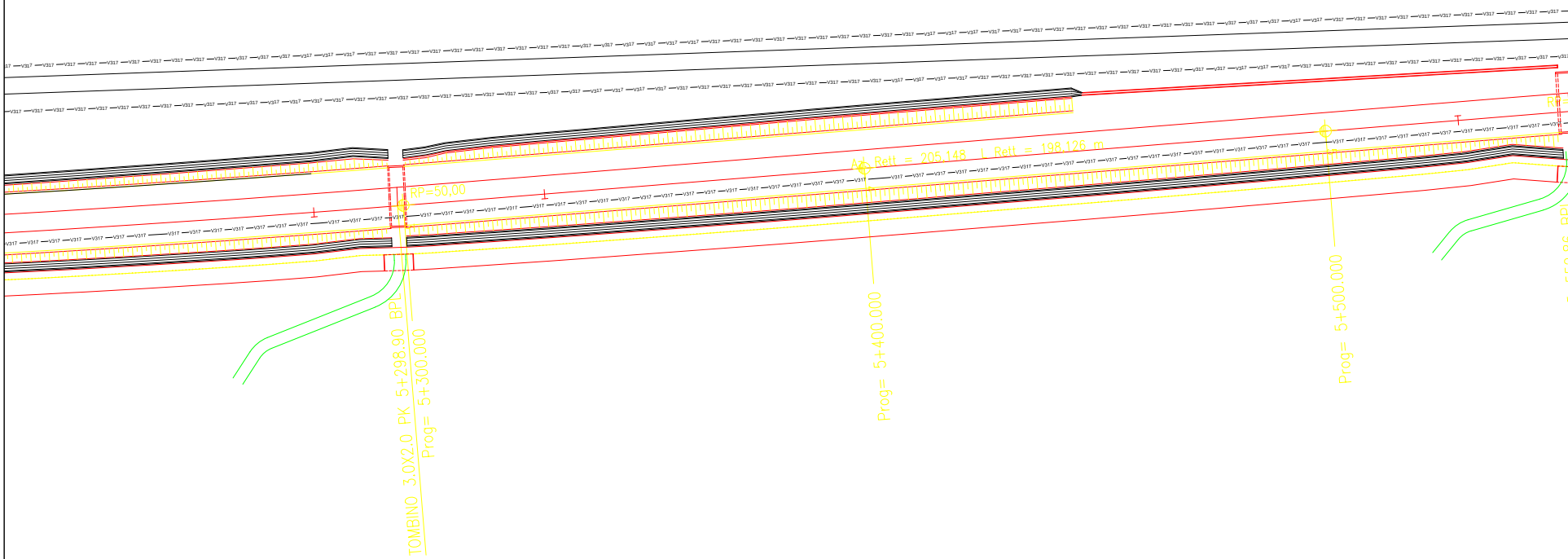
V317
RP=50,00
Az. Rett. = 205,148 L Rett. = 198,126 m
TOMBINO 3.0X2.0 PK 5+298.90 BPL
Prog= 5+300.000
Prog= 5+400.000
Prog= 5+500.000

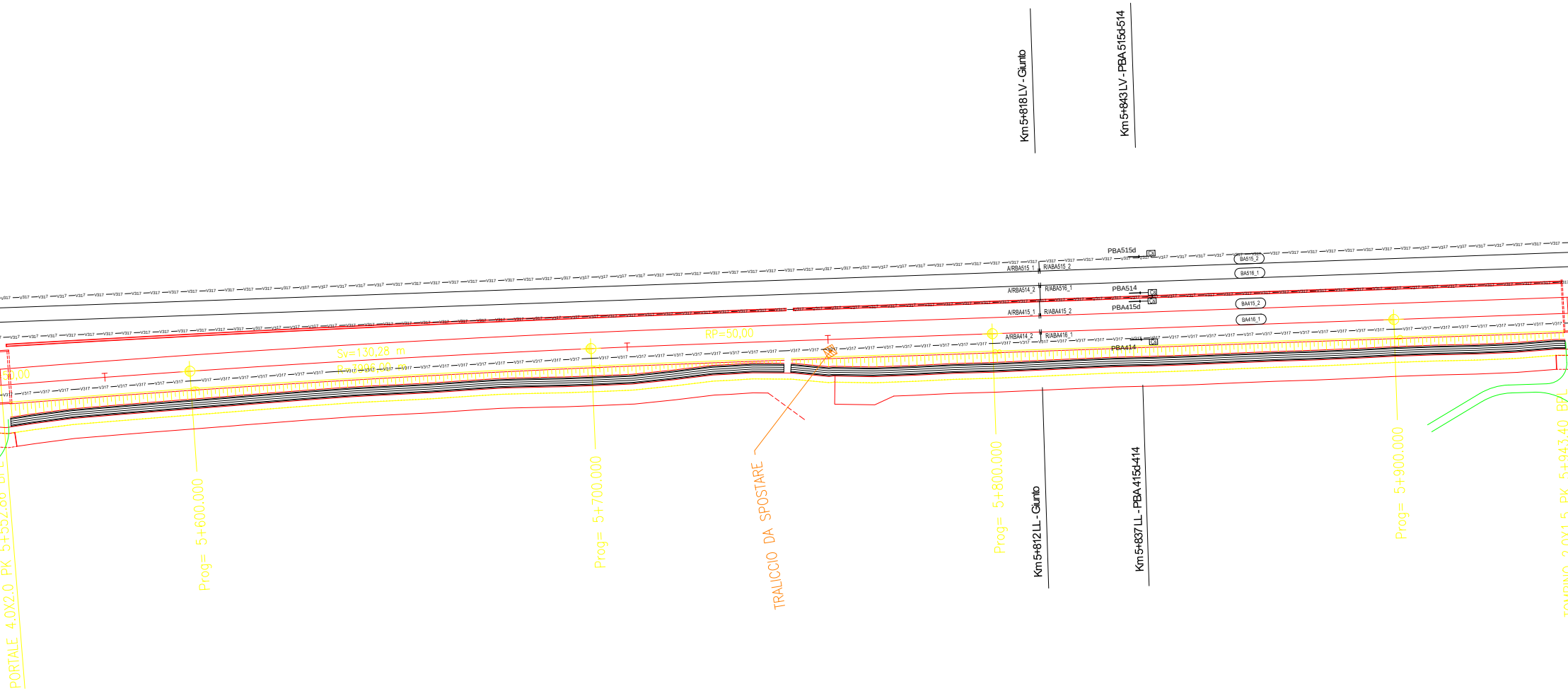
Km 5+818 LV - Giunto
Km 5+843 LV - PBA 515d-514
PBA515d
A/RBA515_1
R/ABA515_2
BA515_2
BA516_1
A/RBA514_2
R/ABA516_1
PBA514
PBA415d
A/RBA415_1
R/ABA415_2
BA415_2
BA416_1
A/RBA414_2
R/ABA416_1
PBA414
V317
RP=50,00
Sv=130,28 m
R=3996,00 m
50,00
PORTALE 4.0X2.0 PK 5+552.60
Prog= 5+600.000
Prog= 5+700.000
TRALICCIO DA SPOSTARE
Prog= 5+800.000
Km 5+812 LL - Giunto
Km 5+837 LL - PBA 415d-414
Prog= 5+900.000
TOMBINO 2.0X1.5 PK 5+943.40 BPL

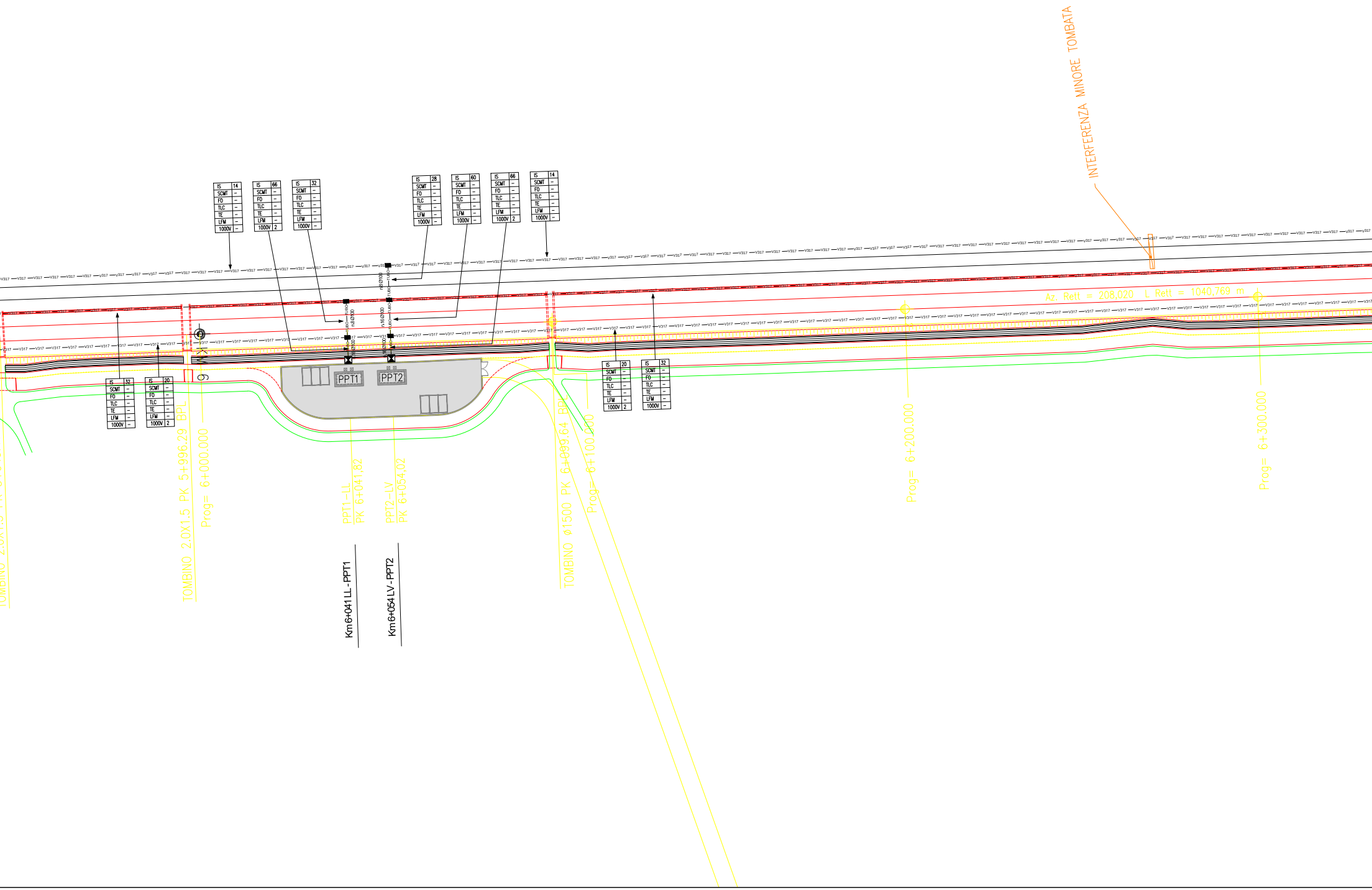
INTERFERENZA MINORE TOMBATA
IS 14 SCMT – FO – TLC – TE – LFM – 1000V –
IS 66 SCMT – FO – TLC – TE – LFM – 1000V 2
IS 32 SCMT – FO – TLC – TE – LFM – 1000V –
IS 28 SCMT – FO – TLC – TE – LFM – 1000V –
IS 60 SCMT – FO – TLC – TE – LFM – 1000V –
IS 66 SCMT – FO – TLC – TE – LFM – 1000V 2
IS 14 SCMT – FO – TLC – TE – LFM – 1000V –
V317
n.8Ø100
n.16Ø100
TUBO
Az. Rett = 208,020 L Rett = 1040,769 m
IS 32 SCMT – FO – TLC – TE – LFM – 1000V –
IS 20 SCMT – FO – TLC – TE – LFM – 1000V 2
PPT1
PPT2
IS 20 SCMT – FO – TLC – TE – LFM – 1000V 2
IS 32 SCMT – FO – TLC – TE – LFM – 1000V –
6
TOMBINO 2.0X1.5 PK 5+996.29 BPL
Prog= 6+000.000
PPT1–LL PK 6+041,82
PPT2–LV PK 6+054,02
TOMBINO ø1500 PK 6+099.64 BPL
Prog= 6+100.000
Prog= 6+200.000
Prog= 6+300.000
Km6+041 LL-PPT1
Km6+054 LV-PPT2

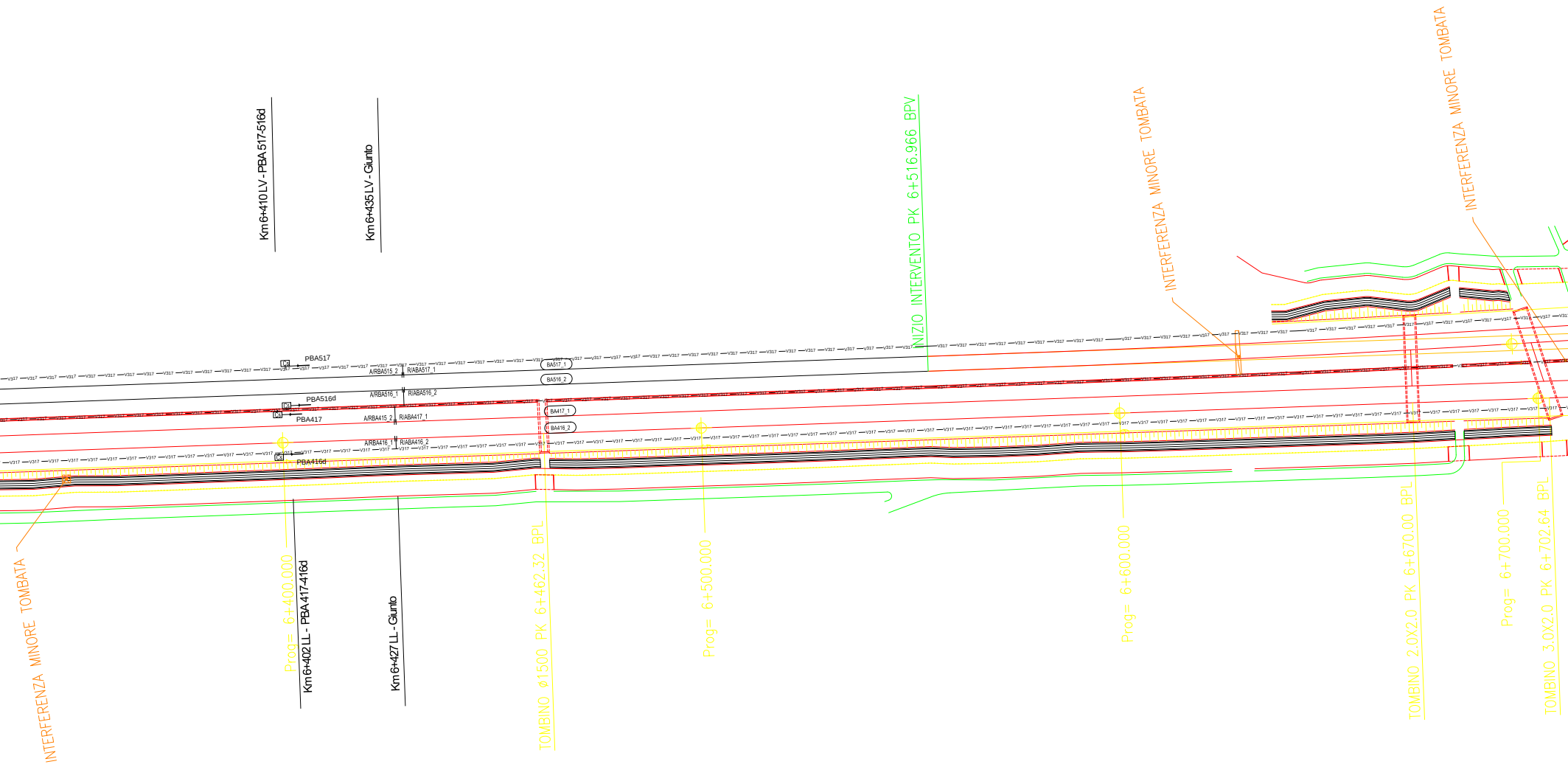
Km 6+410 LV - PBA 517-516d
Km 6+435 LV - Giunto
INIZIO INTERVENTO PK 6+516.966 BPV
INTERFERENZA MINORE TOMBATA
INTERFERENZA MINORE TOMBATA
PBA517
Cs
A/RBA515_2
R/ABA517_1
BA517_1
BA516_2
PBA516d
Cs
A/RBA516_1
R/ABA516_2
Cs
PBA417
A/RBA415_2
R/ABA417_1
BA417_1
BA416_2
A/RBA416_1
R/ABA416_2
Cs
PBA416d
V317
INTERFERENZA MINORE TOMBATA
Prog= 6+400.000
Km 6+402 LL - PBA 417-416d
Km 6+427 LL - Giunto
TOMBINO ø1500 PK 6+462.32 BPL
Prog= 6+500.000
Prog= 6+600.000
TOMBINO 2.0X2.0 PK 6+670.00 BPL
Prog= 6+700.000
TOMBINO 3.0X2.0 PK 6+702.64 BPL

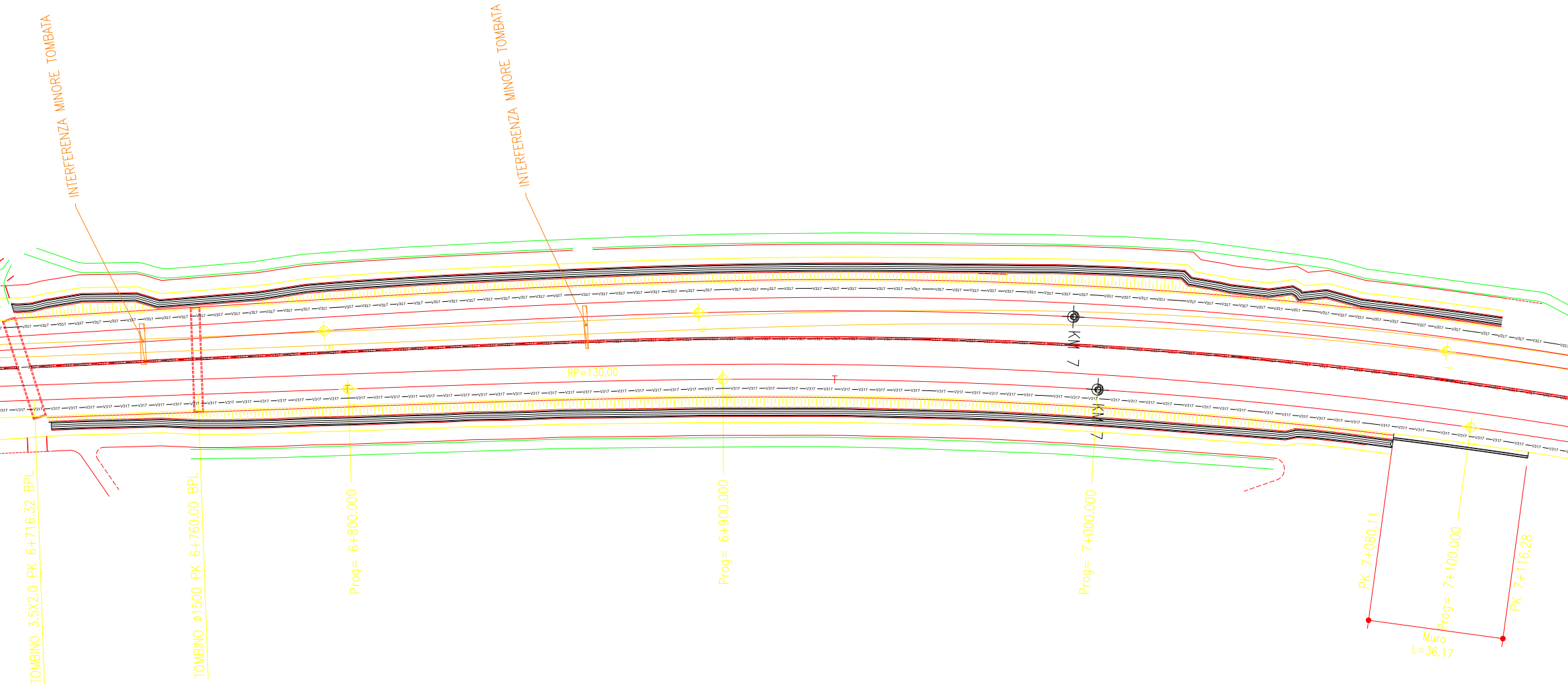
INTERFERENZA MINORE TOMBATA
INTERFERENZA MINORE TOMBATA
RP=130,00
KM 7
KM 7
V317
TOMBINO 3.5X2.0 PK 6+716.32 BPL
TOMBINO ø1500 PK 6+760.00 BPL
Prog= 6+800.000
Prog= 6+900.000
Prog= 7+000.000
PK 7+080.11
Prog= 7+100.000
PK 7+116.28
Muro
L=36.17

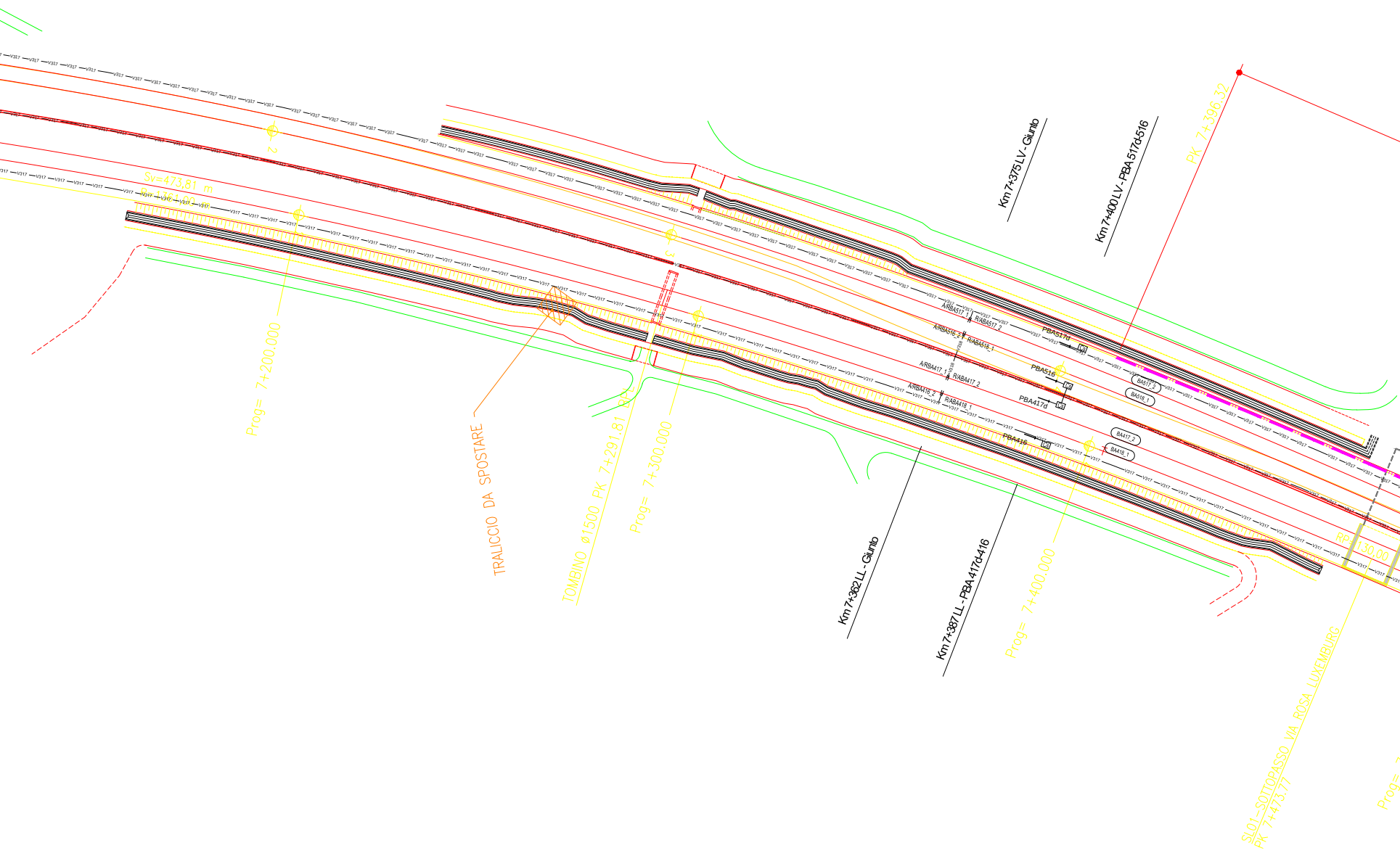
Sv=473,81 m
R=1361,00 m
Prog= 7+200.000
TRALICCIO DA SPOSTARE
TOMBINO ø1500 PK 7+291.81
Prog= 7+300.000
Km 7+375 LV - Giunto
Km 7+400 LV - PBA517d-516
PK 7+396.32
A/RBA517_1
R/ABA517_2
A/RBA516_2
R/ABA518_1
A/RBA417_1
R/ABA417_2
A/RBA416_2
R/ABA418_1
PBA517d
PBA516
PBA417d
PBA416
BA517_2
BA518_1
BA417_2
BA418_1
V317
V318
Km 7+362 LL - Giunto
Km 7+387 LL - PBA417d-416
Prog= 7+400.000
RP=130,00
SL01-SOTTOPASSO VIA ROSA LUXEMBURG
PK 7+473.77
Prog=

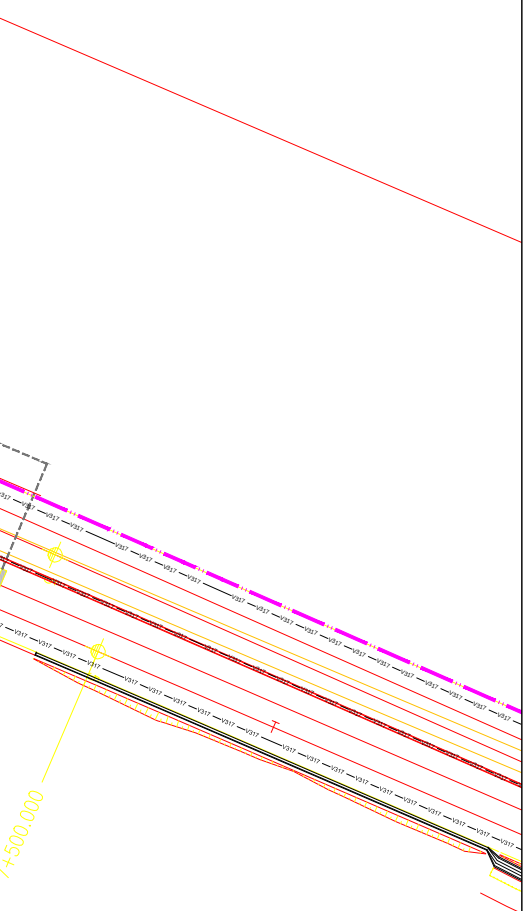
V317
+500.000

	LEGENDA CANALIZZAZIONI
—TUBO—	Tubo Ø 100 in PVC
⊠	Pozzetto 200X200
■	Pozzetto 150X100
⊠	Pozzetto 100X100
— TT3134 —	Canalizzazione TT3134
—V317 —	Canalizzazione V317
—V318 —	Canalizzazione V318

COMMITTENTE:

RFI RETE FERROVIARIA ITALIANA
GRUPPO FERROVIE DELLO STATO ITALIANE

PROGETTAZIONE:

ITALFERR
GRUPPO FERROVIE DELLO STATO ITALIANE

CUP: J47I09000030009

U.O. TECNOLOGIE NORD

PROGETTO DEFINITIVO

POTENZIAMENTO DELLA LINEA MILANO - GENOVA
QUADRUPLICAMENTO TRATTA MILANO ROGOREDO - PAVIA
FASE 1 - QUADRUPLICAMENTO MI. ROGOREDO - PIEVE E.

Tratta BA

Piano Cunicoli (Planimetria Attrezzata) [Fase 1.5]
Foglio 2 di 7

SCALA:
1.500

COMMESSA	LOTTO	FASE	ENTE	TIPO DOC.	OPERA/DISCIPLINA	PROGR.	REV.
NM0Z	10	D	58	P8	AS0003	252	A

Rev.	Descrizione	Redatto	Data	Verificato	Data	Approvato	Data	Autorizzato Data
A	Emissione esecutiva	A.Antolini	11.2018	M.Messina	11.2018	S.Boselli	11.2018	M.Gambaro 11.2018 Ordine Ingegneri Provincia di Genova n. 9952A GAMBARO MARIO

File: NM0Z10D58DIS0000252A_PCUNICOLI (PLANIMETRIA ATTREZZATA) - TRATTA BA [FASE 1.5].DWG

n. Elab.: 2 di 7