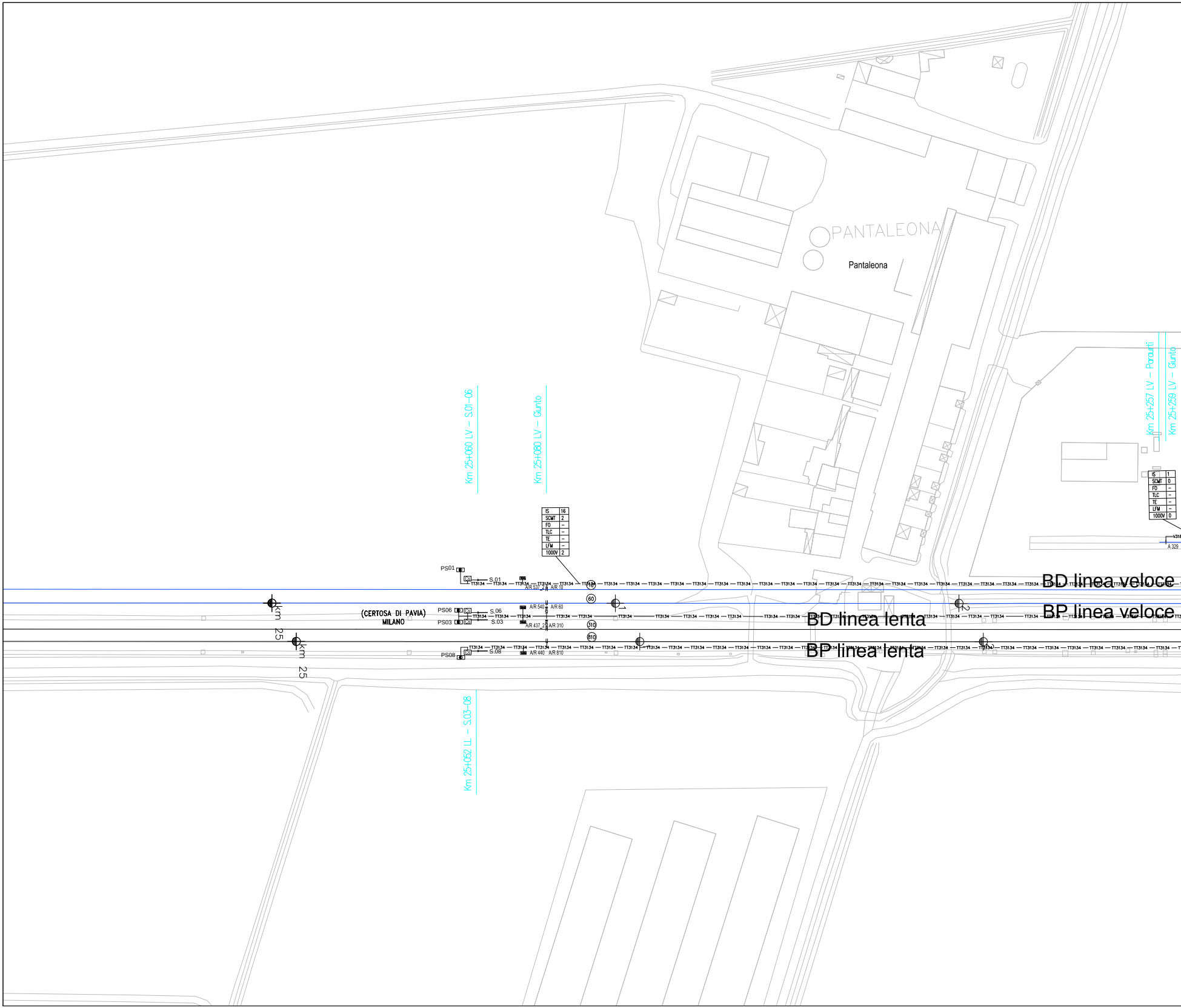
PANTALEONA
Pantaleona
Km 25+060 LV – S.01–06
Km 25+080 LV – Giunto
Km 25+052 LL – S.03–08
Km 25+257 LV – Paraurti
Km 25+259 LV – Giunto
IS 16
SCMT 2
FO –
TLC –
TE –
LFM –
1000V 2
IS 1
SCMT 0
FO –
TLC –
TE –
LFM –
1000V 0
V318
A 329
PS01
S.01
PS06
S.06
PS03
S.03
PS08
S.08
(CERTOSA DI PAVIA)
MILANO
TT3134
A/R 537_2
A/R 10
A/R 540
A/R 60
A/R 437_2
A/R 310
A/R 440
A/R 810
V318
10
60
310
810
km 25
km 25
1
2
BD linea veloce
BP linea veloce
BD linea lenta
BP linea lenta

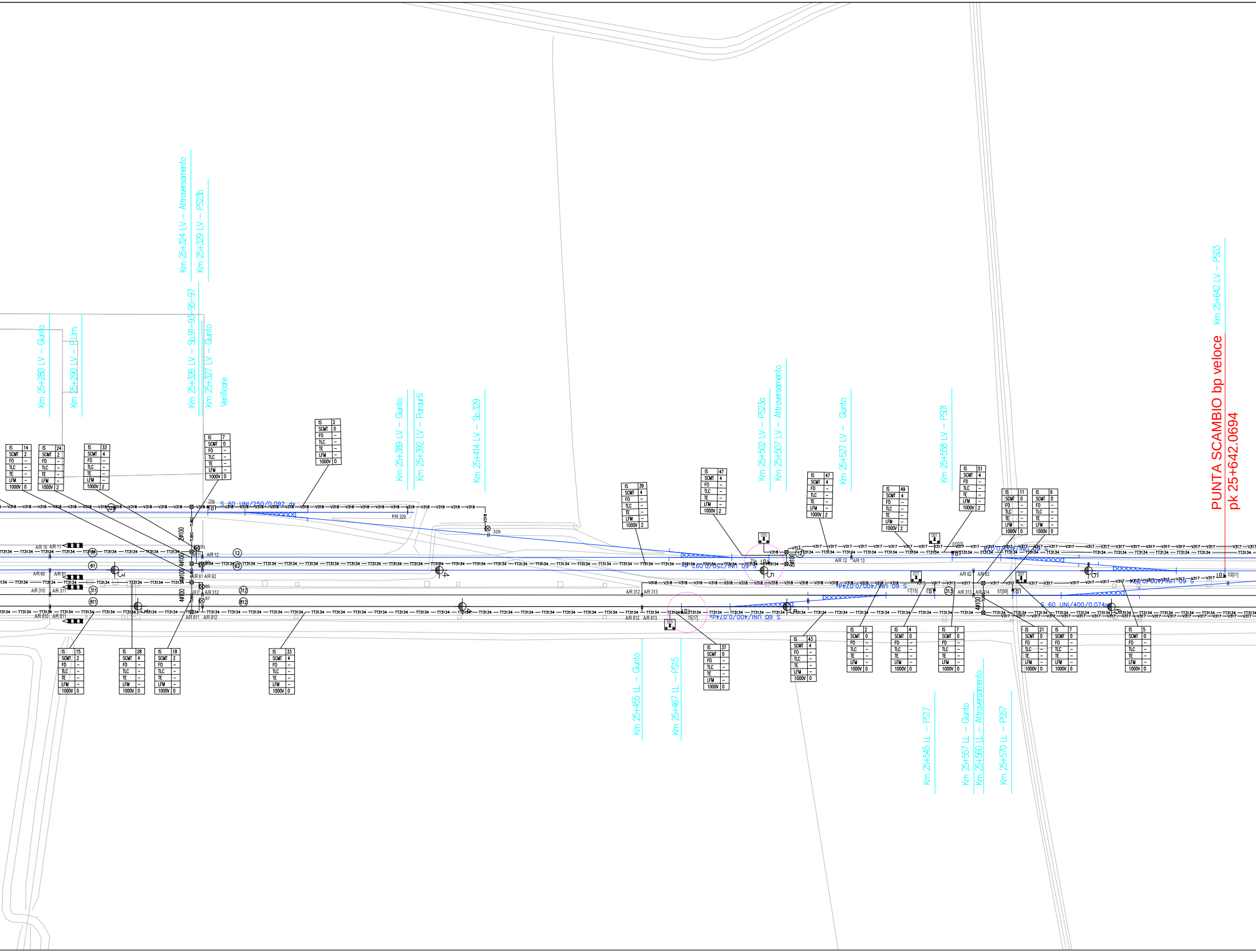
Km 25+324 LV – Attraversamento
Km 25+329 LV – PS23b
Km 25+280 LV – Giunto
Km 25+290 LV – P.Lim.
Km 25+326 LV – Sb.91–93–95–97
Km 25+327 LV – Giunto
Verificare
Km 25+389 LV – Giunto
Km 25+392 LV – Paraurti
Km 25+414 LV – Sb.329
Km 25+502 LV – PS23a
Km 25+507 LV – Attraversamento
Km 25+527 LV – Giunto
Km 25+558 LV – PS01
Km 25+642 LV – PS03
PUNTA SCAMBIO bp veloce
pk 25+642.0694
S 60 UNI/250/0.092 dx
S 60 UNI/250/0.092 dx
S 60 UNI/400/0.074 sx
S 60 UNI/400/0.074 sx
S 60 UNI/400/0.074 sx
S 60 UNI/400/0.074 sx
P/R 329
329
V318
V317
TT3134
A/R 10 A/R 11
A/R 12
A/R 13
A/R 60 A/R 61
A/R 61 A/R 62
A/R 62 A/R 63
A/R 310 A/R 311
A/R 311 A/R 312
A/R 312 A/R 313
A/R 313 A/R 314
A/R 810 A/R 811
A/R 811 A/R 812
A/R 812 A/R 813
Km 25+455 LL – Giunto
Km 25+467 LL – PS15
Km 25+545 LL – PS17
Km 25+557 LL – Giunto
Km 25+560 LL – Attraversamento
Km 25+570 LL – PS57
IS
SCMT
FO
TLC
TE
LFM
1000V

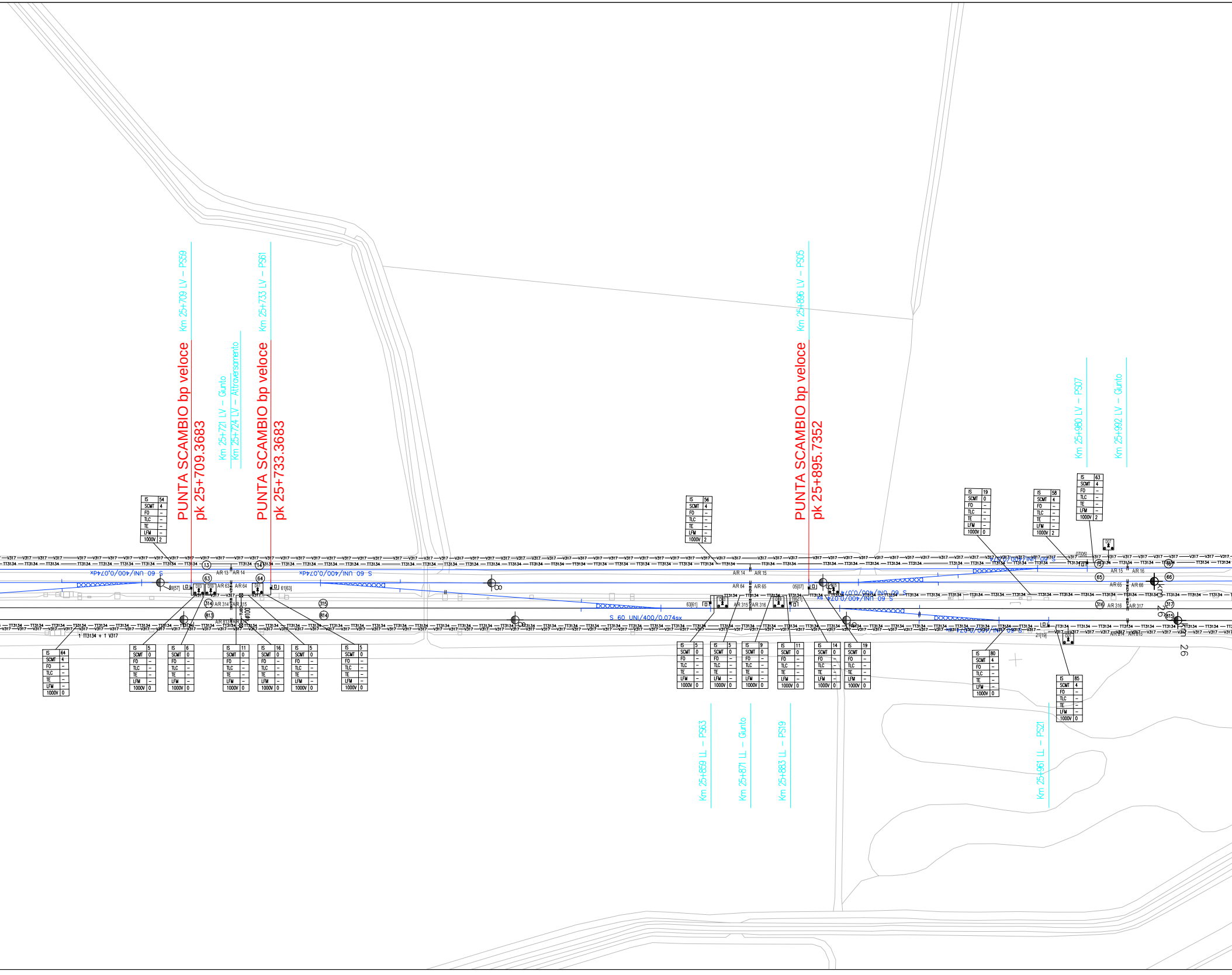
PUNTA SCAMBIO bp veloce
pk 25+709.3683
PUNTA SCAMBIO bp veloce
pk 25+733.3683
PUNTA SCAMBIO bp veloce
pk 25+895.7352
Km 25+709 LV – PS59
Km 25+721 LV – Giunto
Km 25+724 LV – Attraversamento
Km 25+733 LV – PS61
Km 25+896 LV – PS05
Km 25+980 LV – PS07
Km 25+992 LV – Giunto
Km 25+859 LL – PS63
Km 25+871 LL – Giunto
Km 25+883 LL – PS19
Km 25+961 LL – PS21
S 60 UNI/400/0,074dx
S 60 UNI/400/0,074sx
V317
TT3134
1 TT3134 + 1 V317
TUBO Φ100
A/R 13
A/R 14
A/R 15
A/R 16
A/R 63
A/R 64
A/R 65
A/R 66
A/R 314
A/R 315
A/R 316
A/R 317
A/R 813
A/R 814
A/R 815
13
14
15
16
63
64
65
66
314
315
316
317
813
814
815
D03
D59
D61
D63
D19
D05
D07
D21
59[57]
61[63]
63[61]
19[21]
05[07]
07[05]
21[19]
Km 26
26
IS 54 SCMT 4 FO – TLC – TE – LFM – 1000V 2
IS 64 SCMT 4 FO – TLC – TE – LFM – 1000V 0
IS 5 SCMT 0 FO – TLC – TE – LFM – 1000V 0
IS 6 SCMT 0 FO – TLC – TE – LFM – 1000V 0
IS 11 SCMT 0 FO – TLC – TE – LFM – 1000V 0
IS 16 SCMT 0 FO – TLC – TE – LFM – 1000V 0
IS 5 SCMT 0 FO – TLC – TE – LFM – 1000V 0
IS 5 SCMT 0 FO – TLC – TE – LFM – 1000V 0
IS 56 SCMT 4 FO – TLC – TE – LFM – 1000V 2
IS 5 SCMT 0 FO – TLC – TE – LFM – 1000V 0
IS 5 SCMT 0 FO – TLC – TE – LFM – 1000V 0
IS 9 SCMT 0 FO – TLC – TE – LFM – 1000V 0
IS 11 SCMT 0 FO – TLC – TE – LFM – 1000V 0
IS 14 SCMT 0 FO – TLC – TE – LFM – 1000V 0
IS 19 SCMT 0 FO – TLC – TE – LFM – 1000V 0
IS 19 SCMT 0 FO – TLC – TE – LFM – 1000V 0
IS 58 SCMT 4 FO – TLC – TE – LFM – 1000V 2
IS 63 SCMT 4 FO – TLC – TE – LFM – 1000V 2
IS 80 SCMT 4 FO – TLC – TE – LFM – 1000V 0
IS 85 SCMT 4 FO – TLC – TE – LFM – 1000V 0

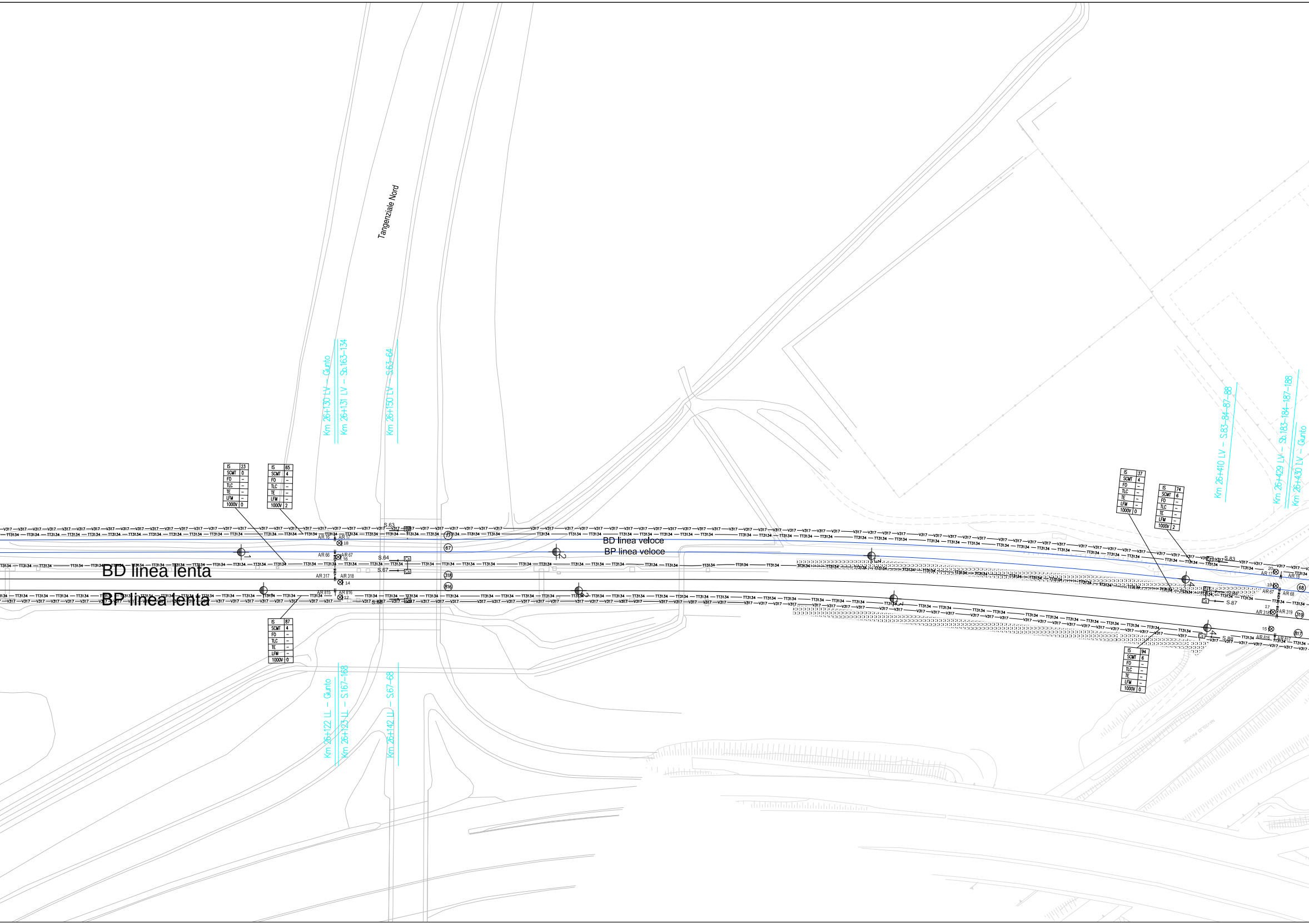
Tangenziale Nord
Km 26+130 LV – Giunto
Km 26+131 LV – Sb.163–134
Km 26+150 LV – S.63–64
Km 26+122 LL – Giunto
Km 26+123 LL – S.167–168
Km 26+142 LL – S.67–68
Km 26+410 LV – S.83–84–87–88
Km 26+429 LV – Sb.183–184–187–188
Km 26+430 LV – Giunto
BD linea veloce
BP linea veloce
BD linea lenta
BP linea lenta
V317
TT3134
IS 23
SCMT 0
FO –
TLC –
TE –
LFM –
1000V 0
IS 65
SCMT 4
FO –
TLC –
TE –
LFM –
1000V 2
IS 87
SCMT 4
FO –
TLC –
TE –
LFM –
1000V 0
IS 37
SCMT 4
FO –
TLC –
TE –
LFM –
1000V 0
IS 74
SCMT 6
FO –
TLC –
TE –
LFM –
1000V 2
IS 94
SCMT 6
FO –
TLC –
TE –
LFM –
1000V 0
S.63
S.64
S.67
S.68
A/R 16
A/R 17
18
A/R 66
A/R 67
16
A/R 317
A/R 318
14
A/R 815
A/R 816
12
17
67
318
816
Cs
S.83
S.84
S.87
S.88
20
A/R 17
A/R 18
19
A/R 67
A/R 68
17
A/R 318
A/R 319
15
A/R 816
A/R 817
68
319
817
4

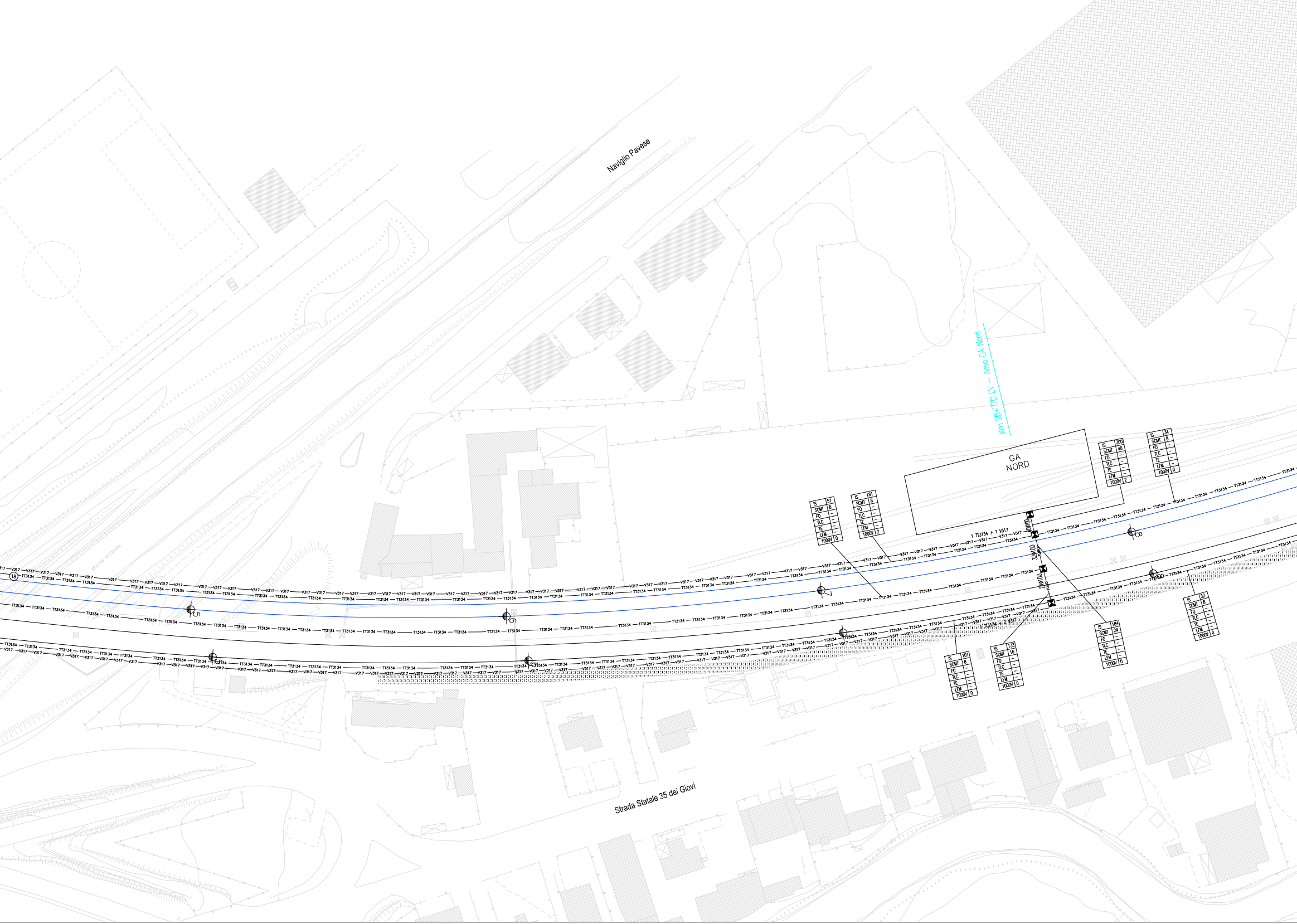
Naviglio Pavese
Km 26+770 LV – Asse GA Nord
GA
NORD
1 TT3134 + 1 V317
TT3134
V317
4Ø100
3Ø100
TUBO
2Ø100
TUBO
1 TT3134 + 2 V317
IS 51 SCMT 8 FO – TLC – TE – LFM – 1000V 0
IS 81 SCMT 8 FO – TLC – TE – LFM – 1000V 2
IS 300 SCMT 40 FO – TLC – TE – LFM – 1000V 2
IS 34 SCMT 8 FO – TLC – TE – LFM – 1000V 0
IS 101 SCMT 8 FO – TLC – TE – LFM – 1000V 0
IS 133 SCMT 16 FO – TLC – TE – LFM – 1000V 0
IS 184 SCMT 24 FO – TLC – TE – LFM – 1000V 0
IS 32 SCMT 8 FO – TLC – TE – LFM – 1000V 0
18
Strada Statale 35 dei Giovi

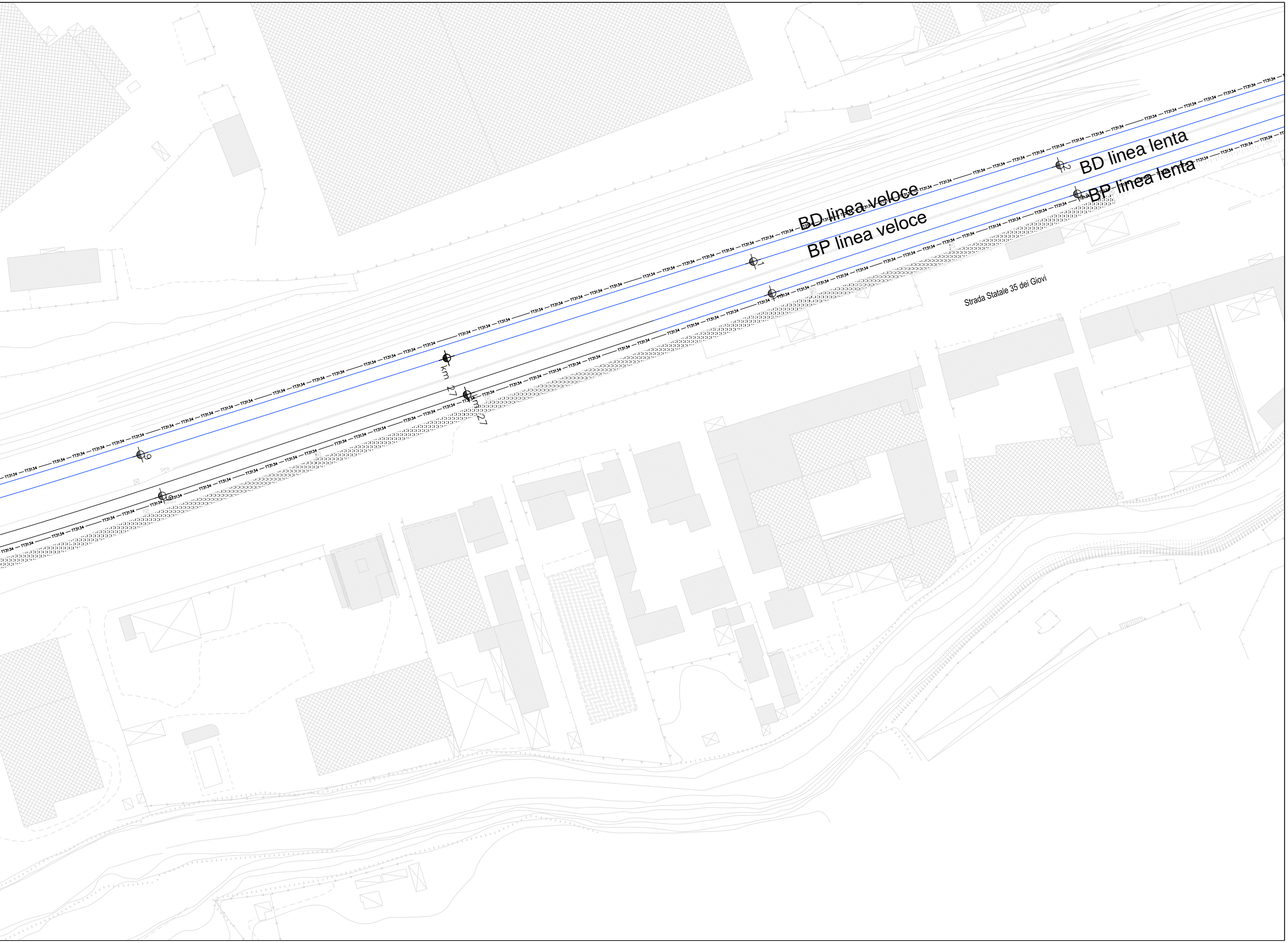
BD linea veloce
BP linea veloce
BD linea lenta
BP linea lenta
km 27
km 27
Strada Statale 35 dei Giovi
TT3134

	LEGENDA CANALIZZAZIONI
—TUBO—	Tubo Ø 100 in PVC
⧗	Pozzetto 200X200
■	Pozzetto 150X100
⊠	Pozzetto 100X100
— TT3134 —	Canalizzazione TT3134
—V317—	Canalizzazione V317
—V318—	Canalizzazione V318

COMMITTENTE:

RFI RETE FERROVIARIA ITALIANA
GRUPPO FERROVIE DELLO STATO ITALIANE

PROGETTAZIONE:

ITALFERR
GRUPPO FERROVIE DELLO STATO ITALIANE

CUP: J47I09000030009

U.O. TECNOLOGIE NORD

PROGETTO DEFINITIVO

POTENZIAMENTO DELLA LINEA MILANO - GENOVA QUADRUPLICAMENTO TRATTA MILANO ROGOREDO - PAVIA FASE 2 - QUADRUPLICAMENTO PIEVE EMANUELE - PAVIA

ACC Pavia

Piano Cunicoli (Planimetria Attrezzata)
Foglio 1 di 3

SCALA:
1.500

COMMESSA	LOTTO	FASE	ENTE	TIPO DOC.	OPERA/DISCIPLINA	PROGR.	REV.
NM0Z	20	D	58	P8	AS0000	371	A

Rev.	Descrizione	Redatto	Data	Verificato	Data	Approvato	Data	Autorizzato Data
A	Emissione esecutiva	A.Antolini	11.2018	M.Messina	11.2018	S.Borelli	11.2018	M.Gambaro 11.2018 GAMBARO MARIO

File: NM0Z20D58PXAS0000371A_PCUNICOLI (PLANIMETRIA ATTREZZATA) - ACC PAVIA (FASE 2.5).DWG

n. Elab.: 1/3