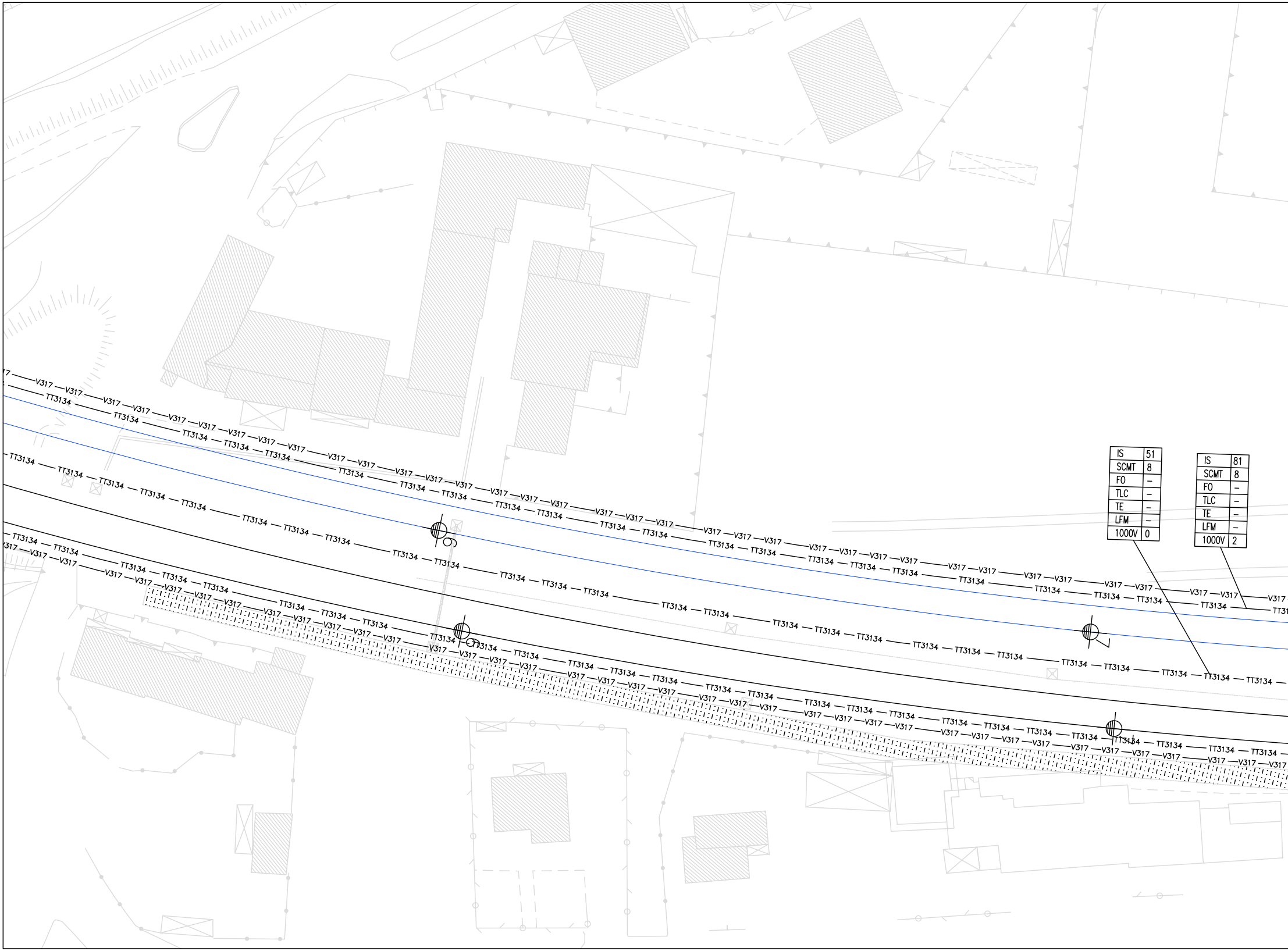
V317
TT3134

IS	51
SCMT	8
FO	–
TLC	–
TE	–
LFM	–
1000V	0

IS	81
SCMT	8
FO	–
TLC	–
TE	–
LFM	–
1000V	2

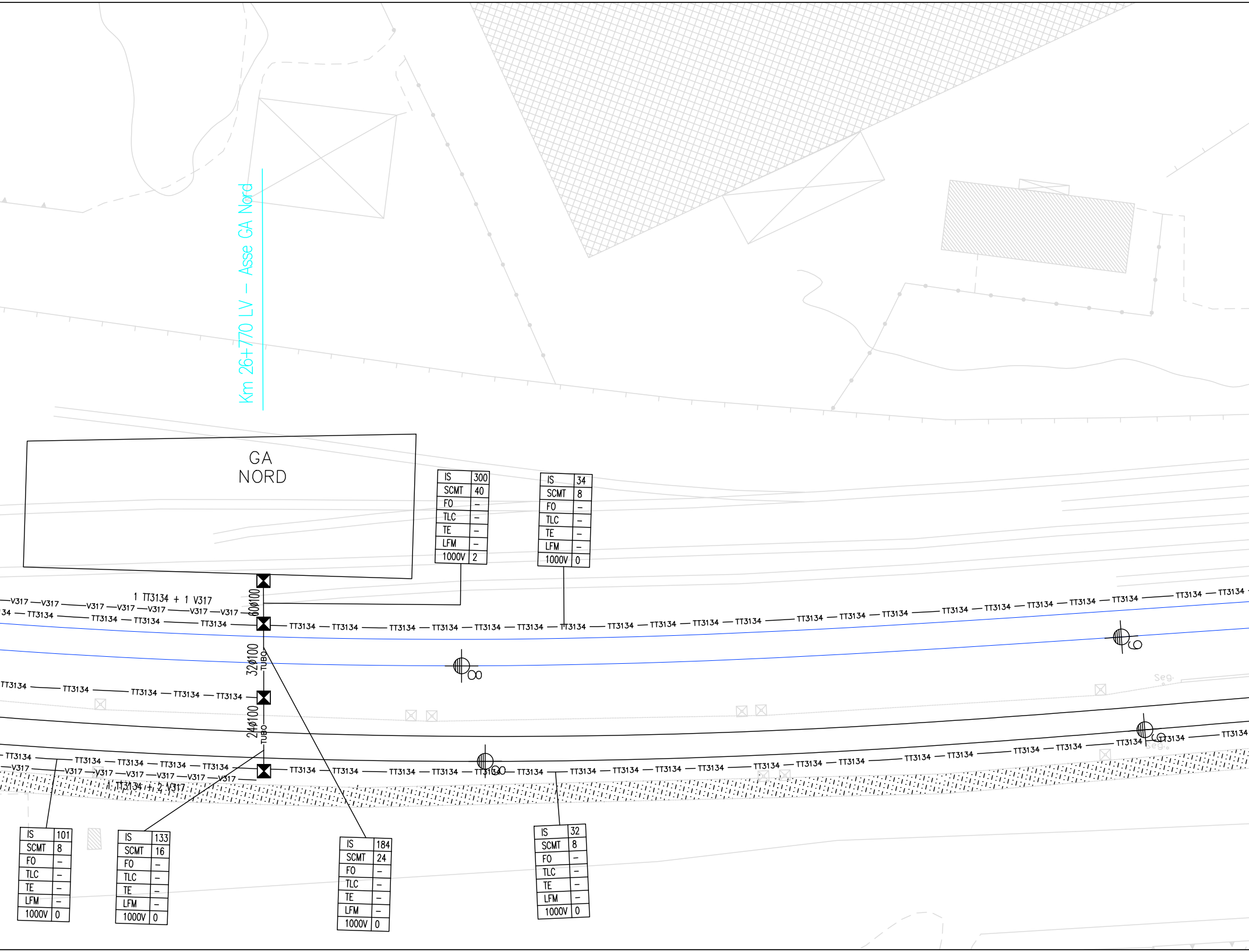

Km 26+770 LV – Asse GA Nord
GA NORD
1 TT3134 + 1 V317
6ø100
32ø100
TUBO
24ø100
TUBO
1 TT3134 + 2 V317
TT3134
V317
Seg.

IS	300
SCMT	40
FO	–
TLC	–
TE	–
LFM	–
1000V	2

IS	34
SCMT	8
FO	–
TLC	–
TE	–
LFM	–
1000V	0

IS	101
SCMT	8
FO	–
TLC	–
TE	–
LFM	–
1000V	0

IS	133
SCMT	16
FO	–
TLC	–
TE	–
LFM	–
1000V	0

IS	184
SCMT	24
FO	–
TLC	–
TE	–
LFM	–
1000V	0

IS	32
SCMT	8
FO	–
TLC	–
TE	–
LFM	–
1000V	0

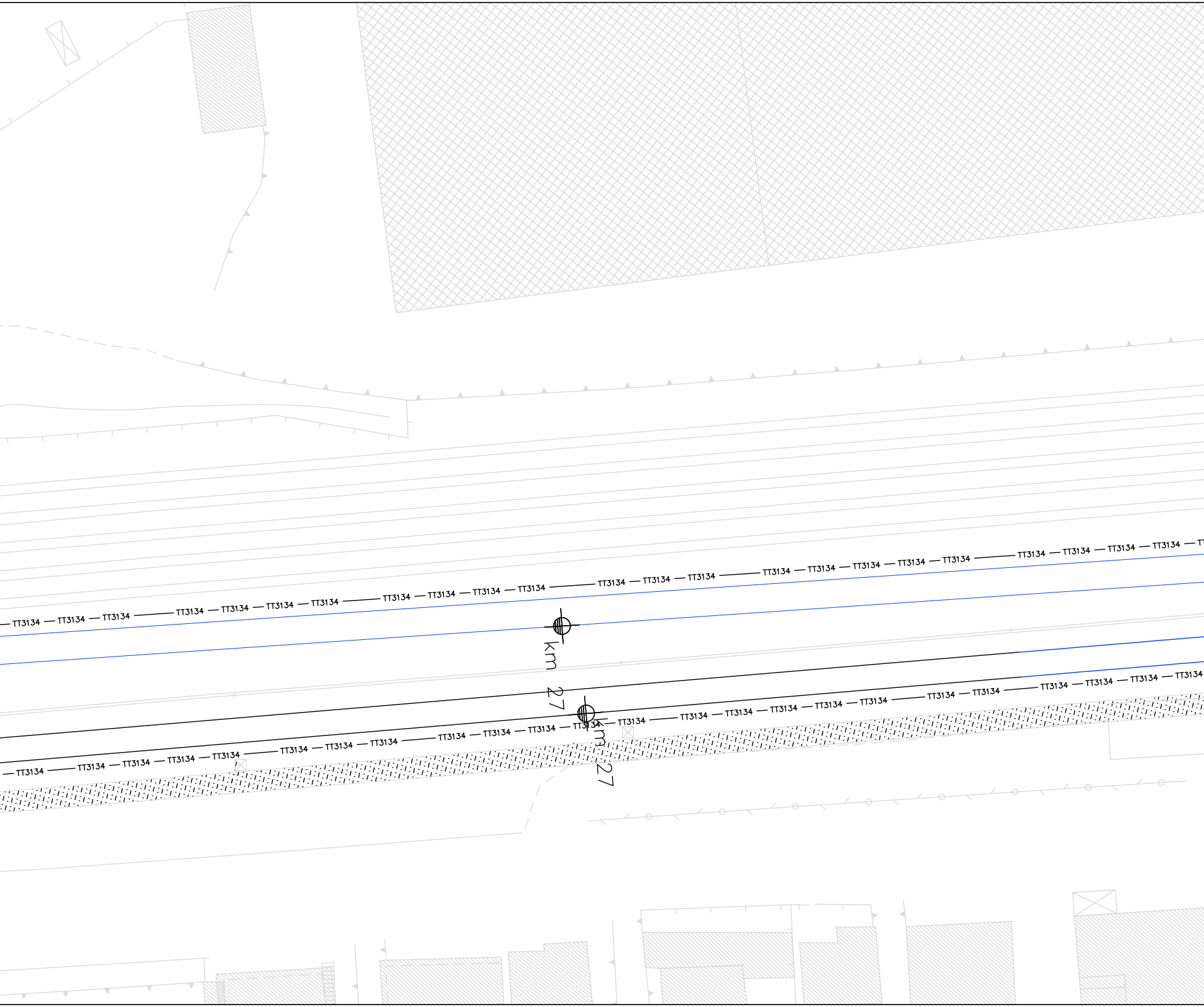
TT3134
km 27
km 27

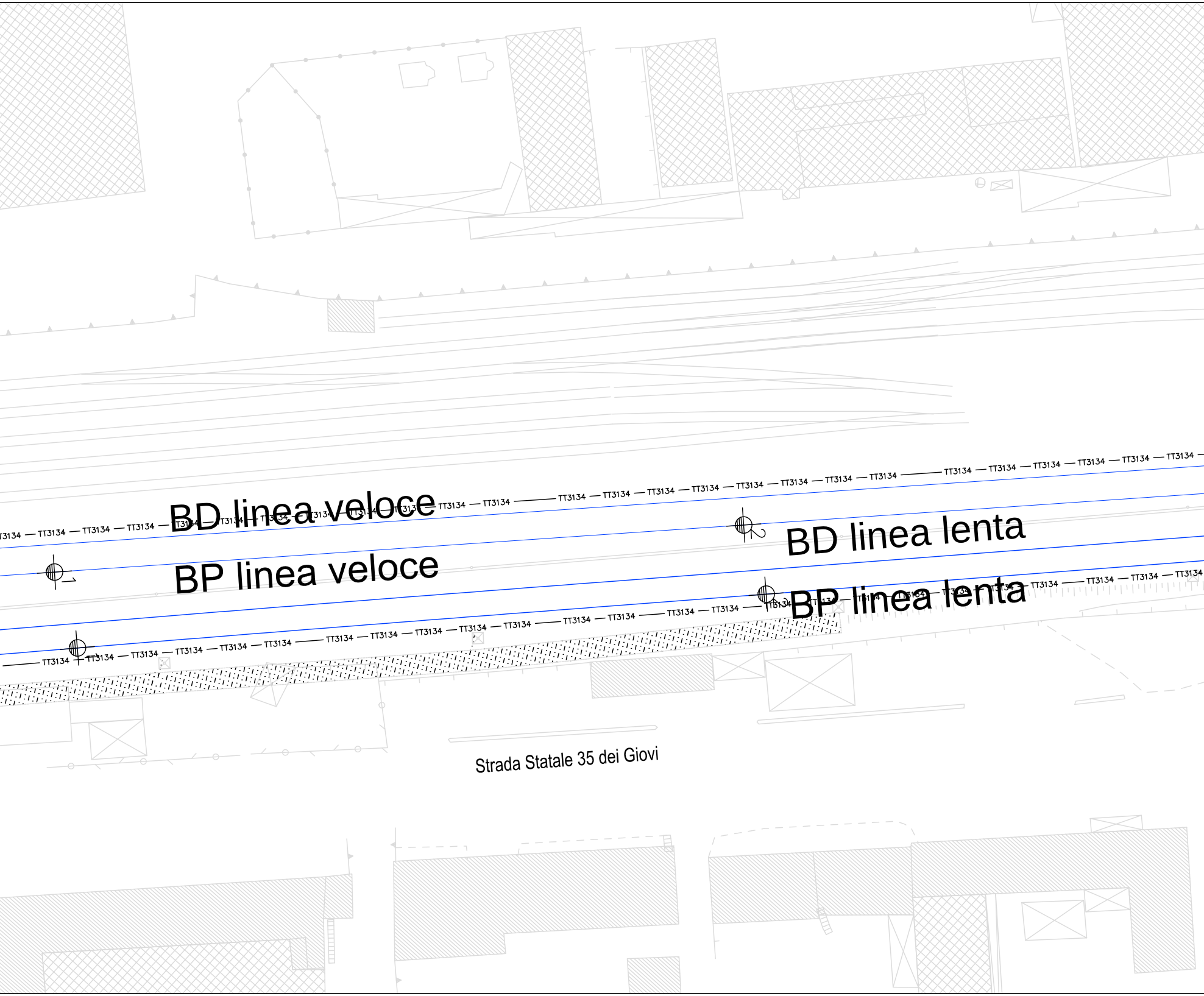
BD linea veloce
BP linea veloce
BD linea lenta
BP linea lenta
TT3134
Strada Statale 35 dei Giovi

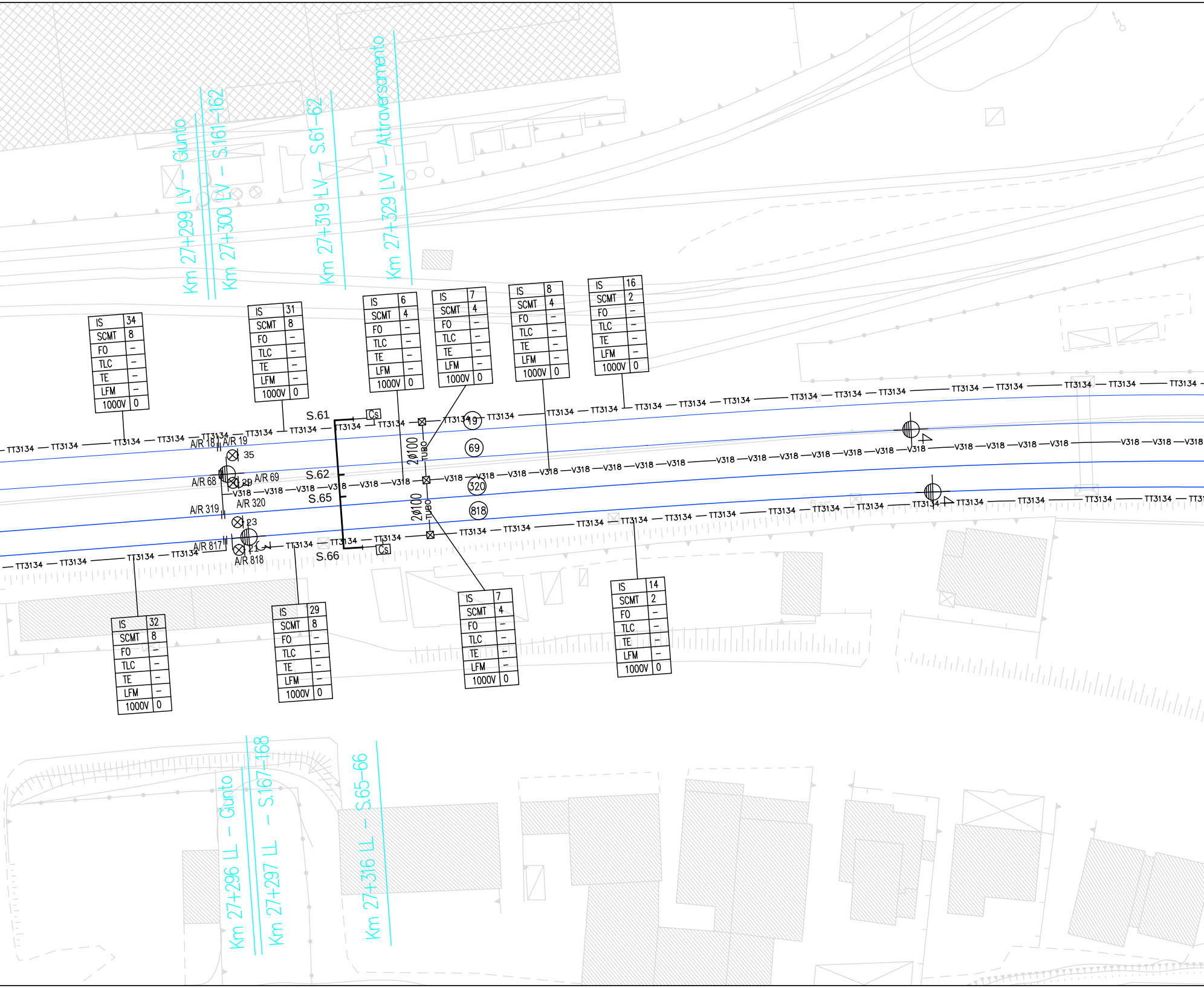
Km 27+299 LV – Giunto
Km 27+300 LV – S.161–162
Km 27+319 LV – S.61–62
Km 27+329 LV – Attraversamento
IS 34
SCMT 8
FO –
TLC –
TE –
LFM –
1000V 0
IS 31
SCMT 8
FO –
TLC –
TE –
LFM –
1000V 0
IS 6
SCMT 4
FO –
TLC –
TE –
LFM –
1000V 0
IS 7
SCMT 4
FO –
TLC –
TE –
LFM –
1000V 0
IS 8
SCMT 4
FO –
TLC –
TE –
LFM –
1000V 0
IS 16
SCMT 2
FO –
TLC –
TE –
LFM –
1000V 0
S.61
Cs
TT3134
V318
A/R 18
A/R 19
35
A/R 68
29
A/R 69
S.62
S.65
A/R 319
A/R 320
23
A/R 817
21
A/R 818
S.66
Cs
19
69
320
818
2Ø100 TUBO
2Ø100 TUBO
IS 32
SCMT 8
FO –
TLC –
TE –
LFM –
1000V 0
IS 29
SCMT 8
FO –
TLC –
TE –
LFM –
1000V 0
IS 7
SCMT 4
FO –
TLC –
TE –
LFM –
1000V 0
IS 14
SCMT 2
FO –
TLC –
TE –
LFM –
1000V 0
Km 27+296 LL – Giunto
Km 27+297 LL – S.167–168
Km 27+316 LL – S.65–66

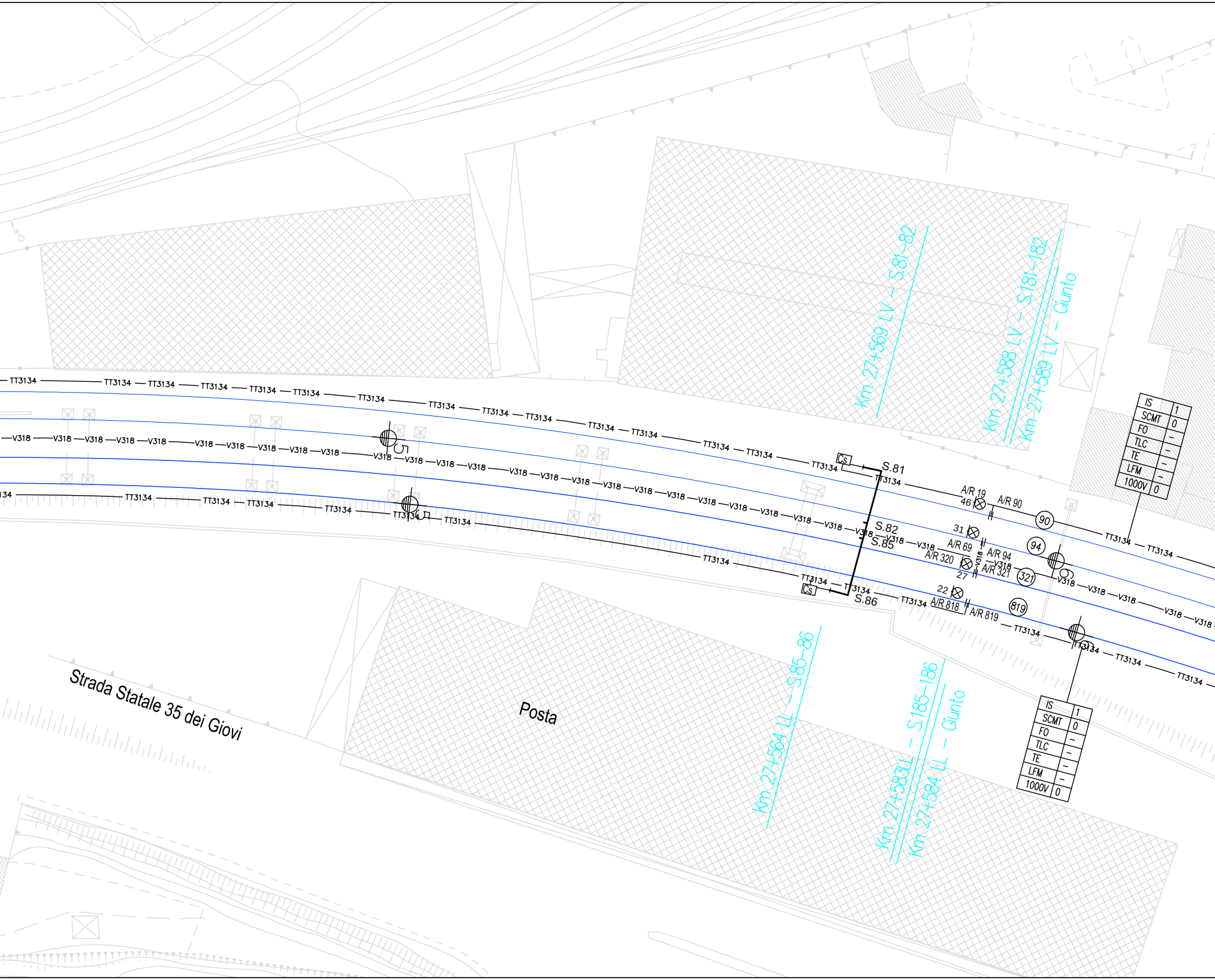

Km 27+569 LV – S.81–82
Km 27+588 LV – S.181–182
Km 27+589 LV – Giunto
TT3134
V318
Cs
S.81
S.82
S.85
S.86
5
A/R 19
46
A/R 90
90
31
A/R 69
A/R 94
94
A/R 320
A/R 321
321
27
22
A/R 818
A/R 819
819
IS 1
SCMT 0
FO –
TLC –
TE –
LFM –
1000V 0
Strada Statale 35 dei Giovi
Posta
Km 27+564 LL – S.85–86
Km 27+583LL – S.185–186
Km 27+584 LL – Giunto
IS 1
SCMT 0
FO –
TLC –
TE –
LFM –
1000V 0

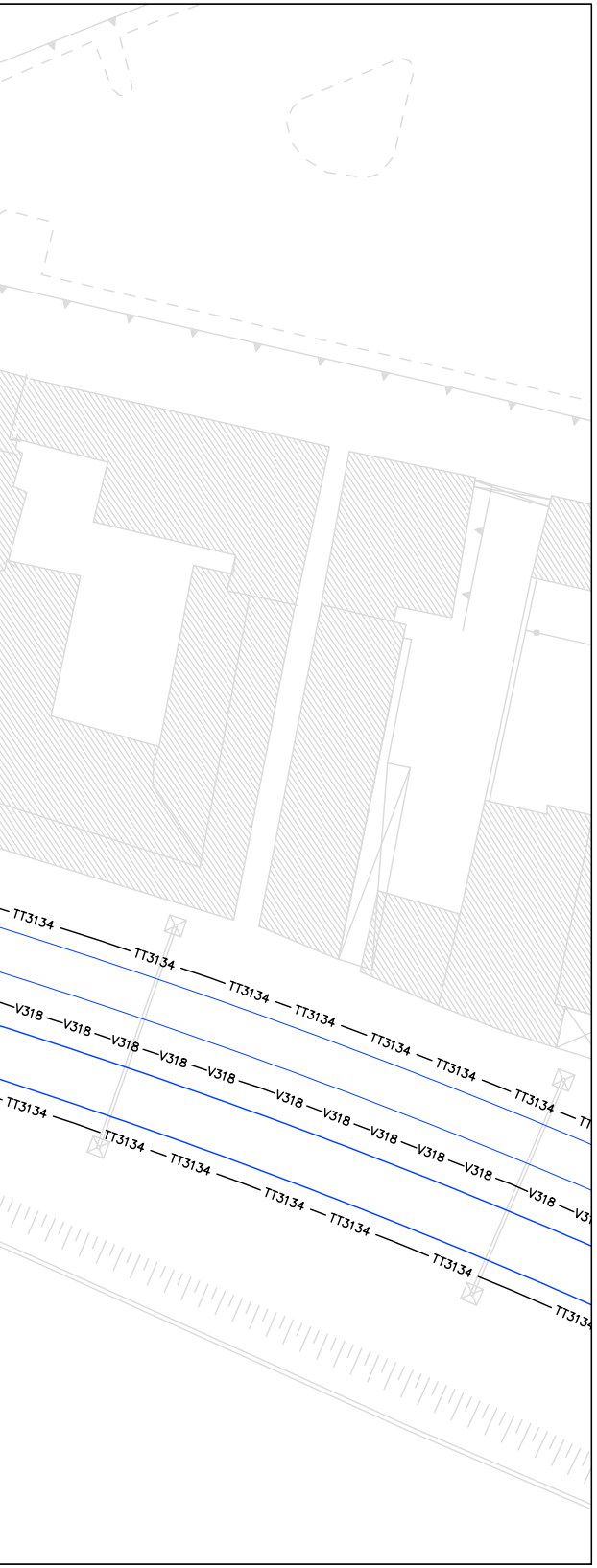
TT3134
V318

	LEGENDA CANALIZZAZIONI
—TUBO—	Tubo Ø 100 in PVC
☒	Pozzetto 200X200
■	Pozzetto 150X100
☒	Pozzetto 100X100
— TT3134 —	Canalizzazione TT3134
—V317—	Canalizzazione V317
—V318—	Canalizzazione V318

COMMITTENTE:

RFI RETE FERROVIARIA ITALIANA
GRUPPO FERROVIE DELLO STATO ITALIANE

PROGETTAZIONE:

ITALFERR
GRUPPO FERROVIE DELLO STATO ITALIANE

CUP: J47I09000030009

U.O. TECNOLOGIE NORD

PROGETTO DEFINITIVO

POTENZIAMENTO DELLA LINEA MILANO - GENOVA
QUADRUPLICAMENTO TRATTA MILANO ROGOREDO - PAVIA
FASE 2 - QUADRUPLICAMENTO PIEVE EMANUELE - PAVIA

ACC Pavia

Piano Cunicoli (Planimetria Attrezzata)
Foglio 2 di 3

SCALA: 1.500

COMMESSA	LOTTO	FASE	ENTE	TIPO DOC.	OPERA/DISCIPLINA	PROGR.	REV.
NM0Z	20	D	58	P8	AS0000	372	A

Rev.	Descrizione	Redatto	Data	Verificato	Data	Approvato	Data	Autorizzato Data
A	Emissione esecutiva	A.Antolini	11.2018	M.Messina	11.2018	S.Borelli	11.2018	M.Gambaro 11.2018 Ordine Ingegneri Provincia di Genova n. 9052A GAMBARO MARIO

File: NM0Z20D58PXAS0000372A_PCUNICOLI (PLANIMETRIA ATTREZZATA) - ACC PAVIA [FASE 2.5].DWG

n. Elab.: 2/3