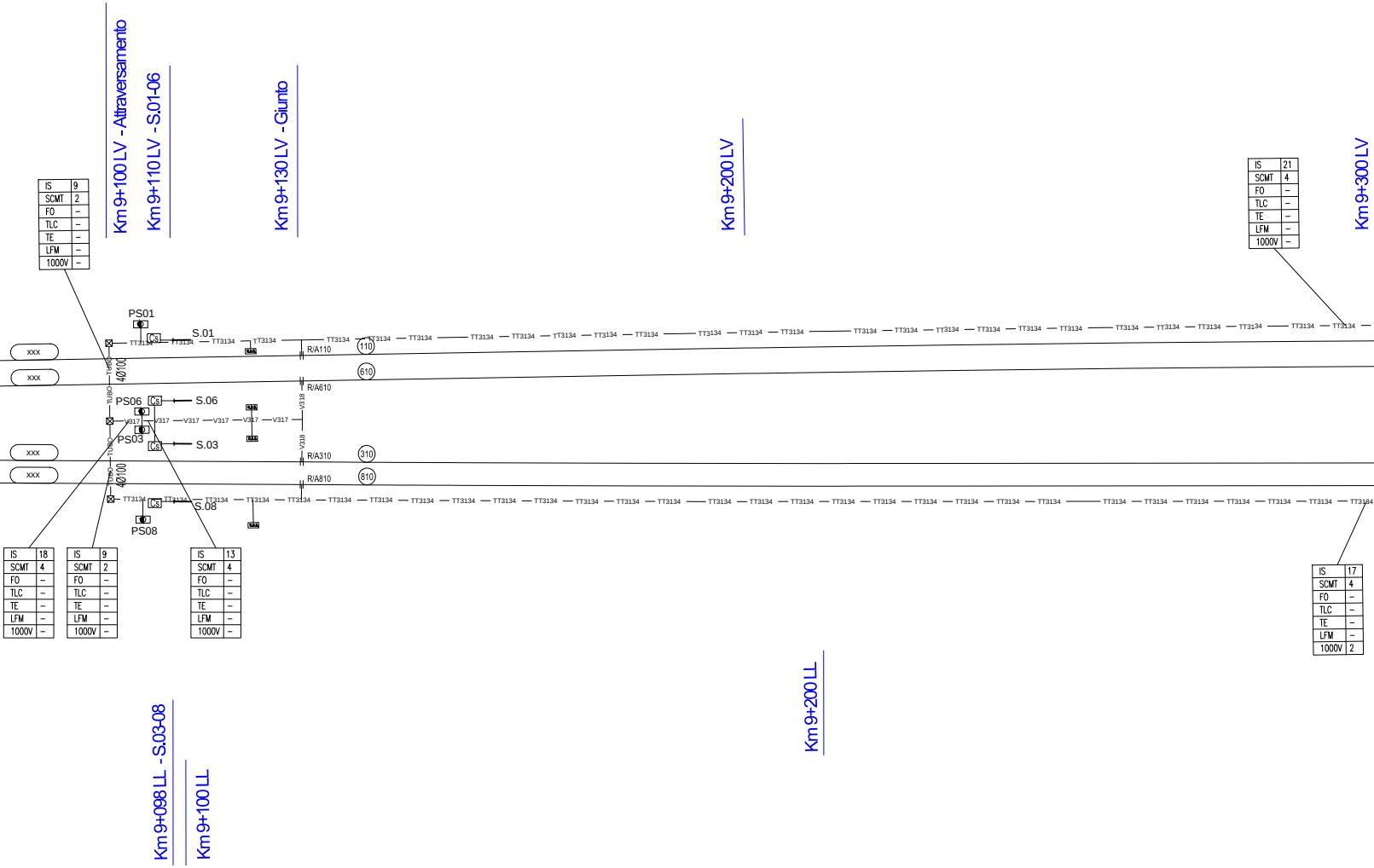
Km 9+100 LV - Attraversamento
Km 9+110 LV - S.01-06
Km 9+130 LV - Giunto
Km 9+200 LV
Km 9+300 LV
Km 9+098 LL - S.03-08
Km 9+100 LL
Km 9+200 LL
IS 9
SCMT 2
FO –
TLC –
TE –
LFM –
1000V –
IS 21
SCMT 4
FO –
TLC –
TE –
LFM –
1000V –
IS 18
SCMT 4
FO –
TLC –
TE –
LFM –
1000V –
IS 9
SCMT 2
FO –
TLC –
TE –
LFM –
1000V –
IS 13
SCMT 4
FO –
TLC –
TE –
LFM –
1000V –
IS 17
SCMT 4
FO –
TLC –
TE –
LFM –
1000V 2
PS01
S.01
PS06
S.06
PS03
S.03
S.08
PS08
TT3134
V317
V318
R/A110
R/A610
R/A310
R/A810
110
610
310
810
xxx
xxx
xxx
xxx
TUBO
Ø100
Ø100
Cs

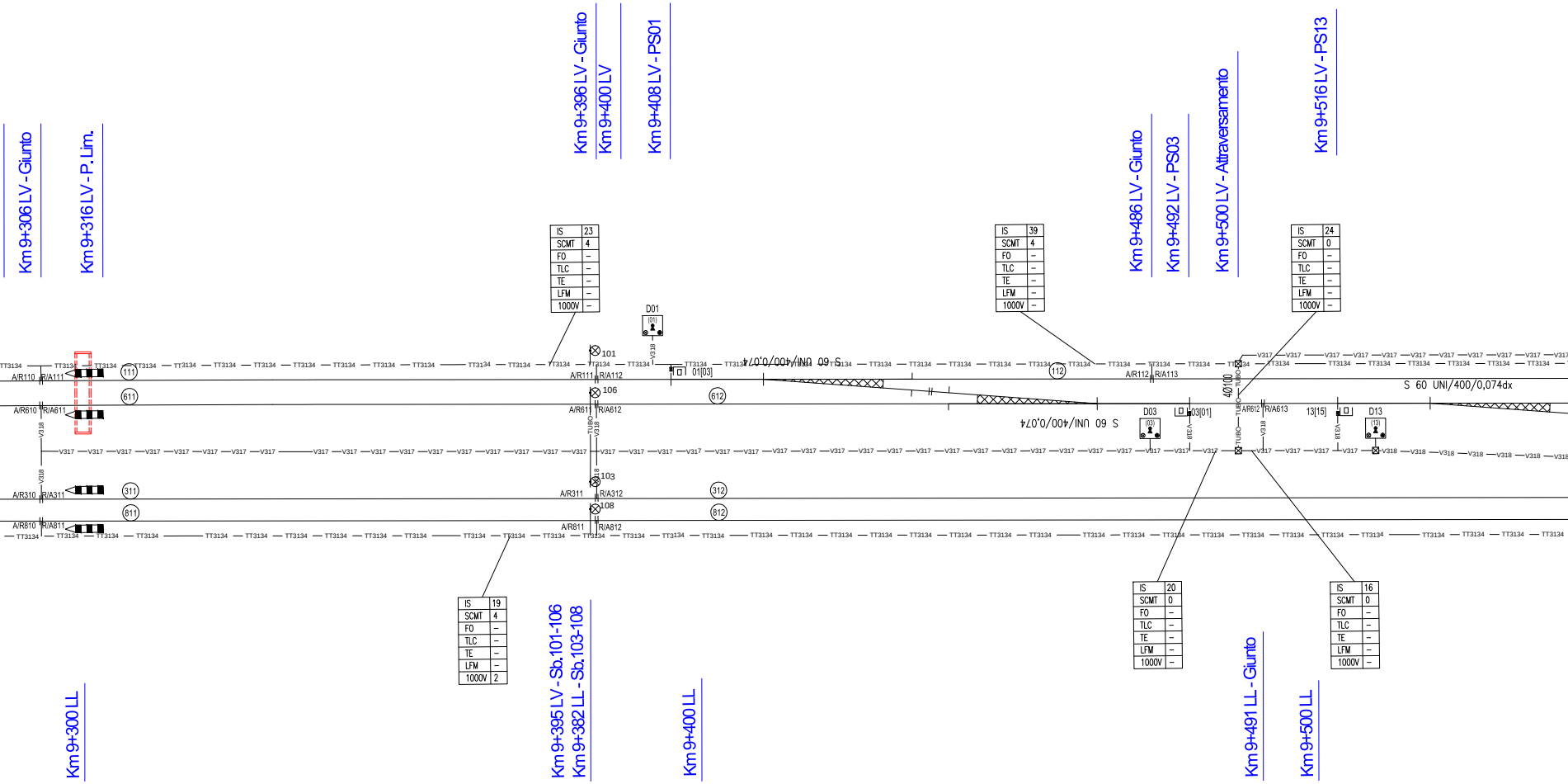
Km 9+306 LV - Giunto
Km 9+316 LV - P. Lim.
Km 9+396 LV - Giunto
Km 9+400 LV
Km 9+408 LV - PS01
Km 9+486 LV - Giunto
Km 9+492 LV - PS03
Km 9+500 LV - Attraversamento
Km 9+516 LV - PS13
IS 23 SCMT 4 FO – TLC – TE – LFM – 1000V –
IS 39 SCMT 4 FO – TLC – TE – LFM – 1000V –
IS 24 SCMT 0 FO – TLC – TE – LFM – 1000V –
IS 19 SCMT 4 FO – TLC – TE – LFM – 1000V 2
IS 20 SCMT 0 FO – TLC – TE – LFM – 1000V –
IS 16 SCMT 0 FO – TLC – TE – LFM – 1000V –
D01
(01)
D03
(03)
D13
(13)
01[03]
03[01]
13[15]
101
106
103
108
111
611
311
811
112
612
312
812
A/R110
R/A111
A/R610
R/A611
A/R310
R/A311
A/R810
R/A811
A/R111
R/A112
A/R611
R/A612
A/R311
R/A312
A/R811
R/A812
A/R112
R/A113
A/R612
R/A613
TT3134
V317
V318
TUBO
4Ø100
S 60 UNI/400/0,074
S 60 UNI/400/0,074dx
Km 9+300 LL
Km 9+395 LV - Sb.101-106
Km 9+382 LL - Sb.103-108
Km 9+400 LL
Km 9+491 LL - Giunto
Km 9+500 LL

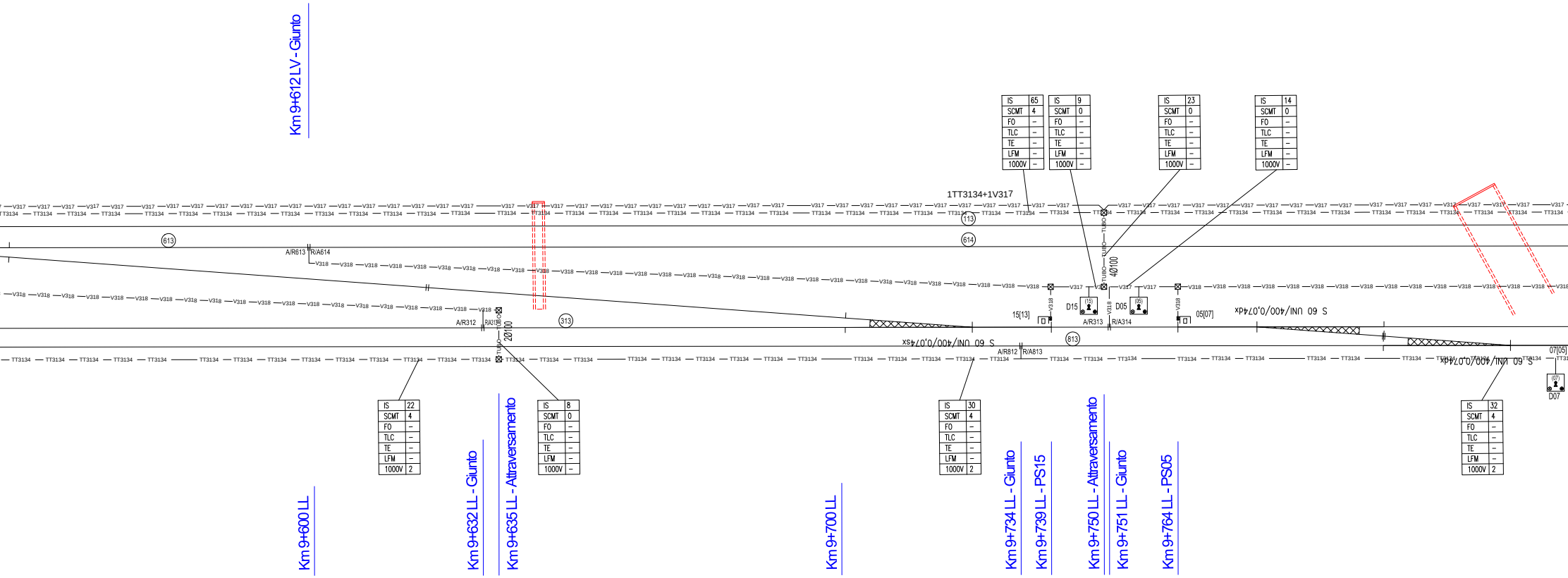
Km 9+612 LV - Giunto
1TT3134+1V317
V317
TT3134
V318
TUBO
4Ø100
2Ø100
613
614
113
313
813
A/R613
R/A614
A/R312
R/A313
A/R313
R/A314
A/R812
R/A813
15[13]
D15
(15)
D05
(05)
05[07]
07[05]
(07)
D07
S 60 UNI/400/0,074dx
S 60 UNI/400/0,074sx
IS 65
SCMT 4
FO –
TLC –
TE –
LFM –
1000V –
IS 9
SCMT 0
FO –
TLC –
TE –
LFM –
1000V –
IS 23
SCMT 0
FO –
TLC –
TE –
LFM –
1000V –
IS 14
SCMT 0
FO –
TLC –
TE –
LFM –
1000V –
IS 22
SCMT 4
FO –
TLC –
TE –
LFM –
1000V 2
IS 8
SCMT 0
FO –
TLC –
TE –
LFM –
1000V –
IS 30
SCMT 4
FO –
TLC –
TE –
LFM –
1000V 2
IS 32
SCMT 4
FO –
TLC –
TE –
LFM –
1000V 2
Km 9+600 LL
Km 9+632 LL - Giunto
Km 9+635 LL - Attraversamento
Km 9+700 LL
Km 9+734 LL - Giunto
Km 9+739 LL - PS15
Km 9+750 LL - Attraversamento
Km 9+751 LL - Giunto
Km 9+764 LL - PS05

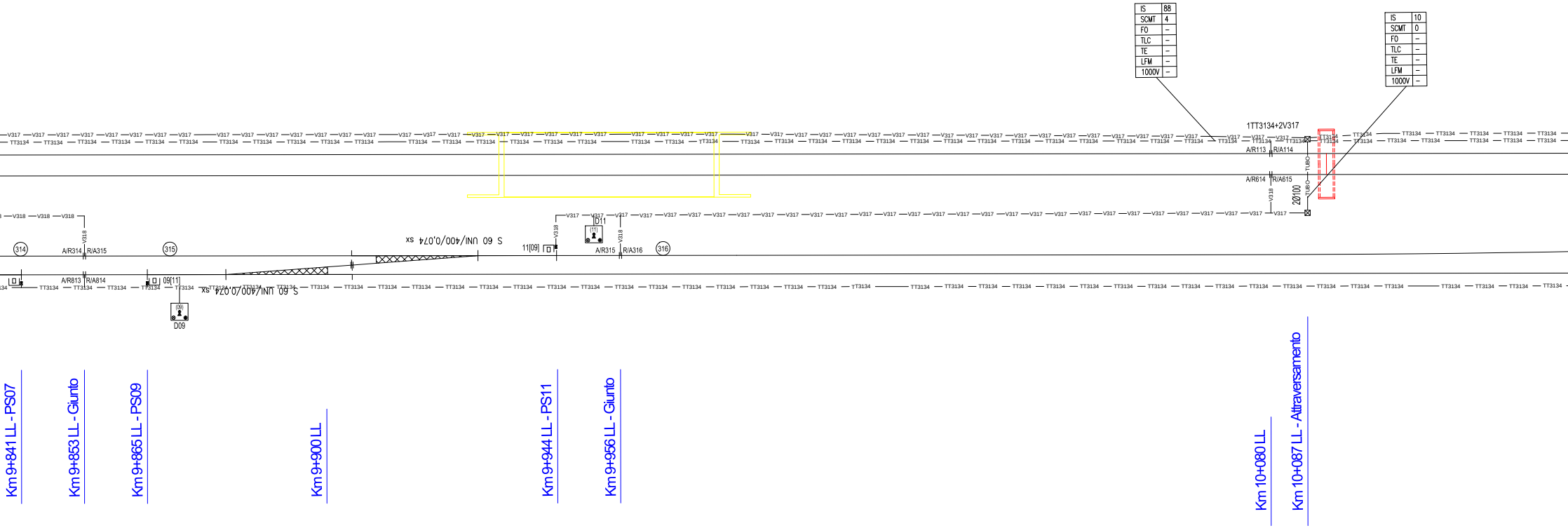
IS 88
SCMT 4
FO –
TLC –
TE –
LFM –
1000V –
IS 10
SCMT 0
FO –
TLC –
TE –
LFM –
1000V –
1TT3134+2V317
V317
TT3134
V318
A/R113
R/A114
A/R614
R/A615
TUBO
2Ø100
314
315
316
A/R314
R/A315
A/R813
R/A814
09[11]
D09
S 60 UNI/400/0,074 sx
11[09]
D11
A/R315
R/A316
Km 9+841 LL - PS07
Km 9+853 LL - Giunto
Km 9+865 LL - PS09
Km 9+900 LL
Km 9+944 LL - PS11
Km 9+956 LL - Giunto
Km 10+080 LL
Km 10+087 LL - Attraversamento

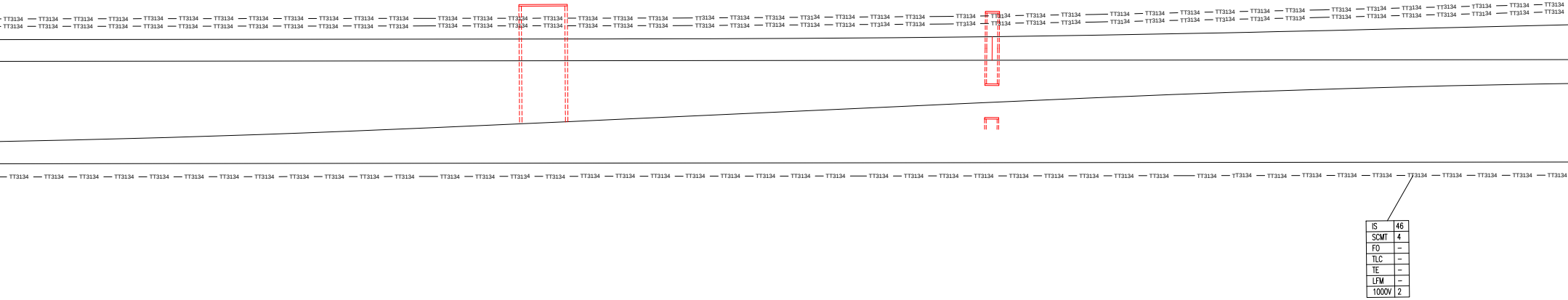
TT3134
IS 46
SCMT 4
FO –
TLC –
TE –
LFM –
1000V 2

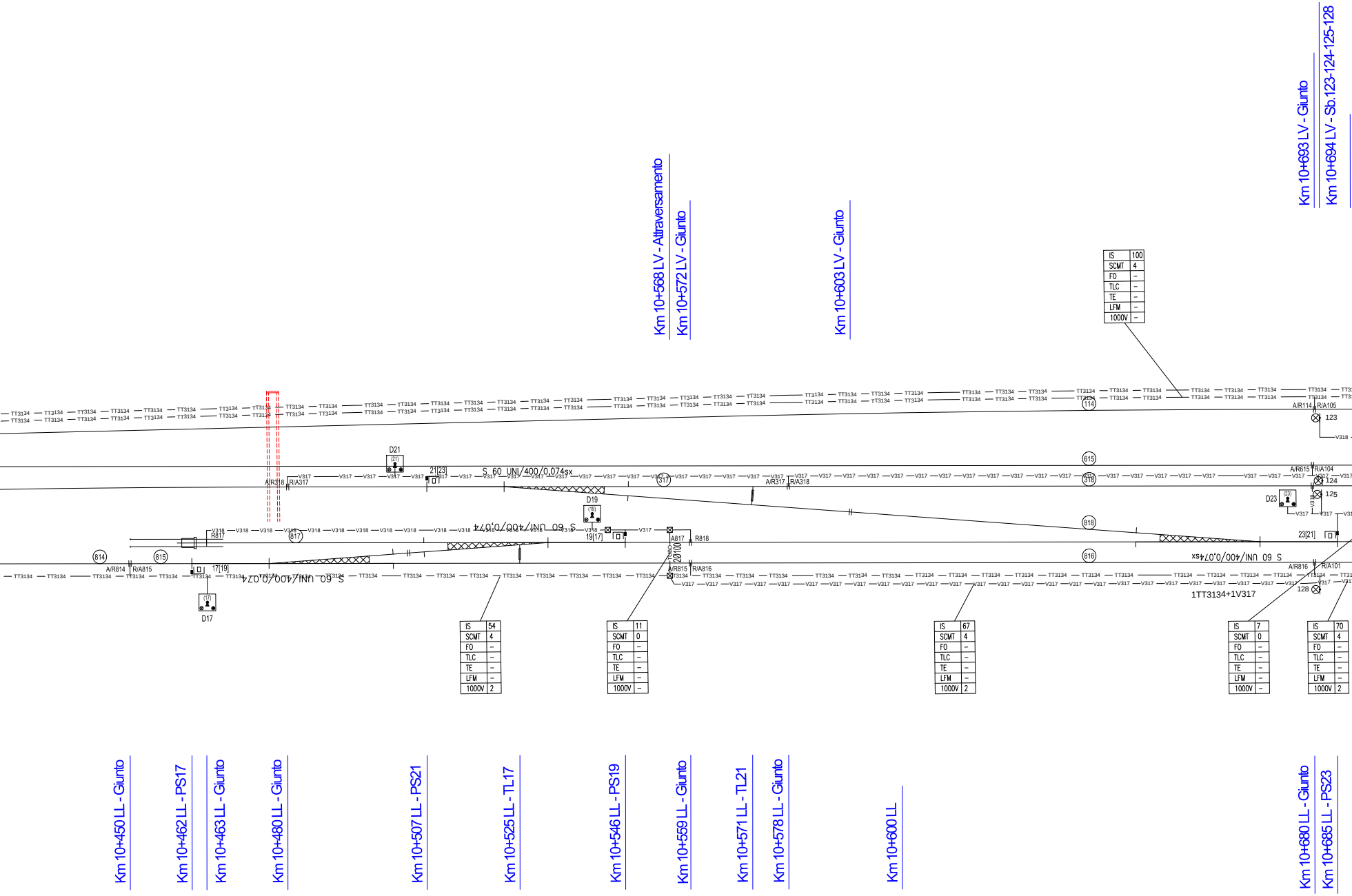
Km 10+568 LV - Attraversamento
Km 10+572 LV - Giunto
Km 10+603 LV - Giunto
Km 10+693 LV - Giunto
Km 10+694 LV - Sb.123-124-125-128
TT3134
V317
V318
D21
21[23]
S 60 UNI/400/0,074sx
S 60 UNI/400/0,074
D19
19[17]
D17
17[19]
D23
23[21]
A/R318
R/A317
A/R317
R/A318
A/R814
R/A815
A/R815
R/A816
A/R816
R/A101
A/R114
R/A105
A/R615
R/A104
R817
A817
R818
814
815
817
317
318
114
615
818
816
123
124
125
128
1TT3134+1V317
Km 10+450 LL - Giunto
Km 10+462 LL - PS17
Km 10+463 LL - Giunto
Km 10+480 LL - Giunto
Km 10+507 LL - PS21
Km 10+525 LL - TL17
Km 10+546 LL - PS19
Km 10+559 LL - Giunto
Km 10+571 LL - TL21
Km 10+578 LL - Giunto
Km 10+600 LL
Km 10+680 LL - Giunto
Km 10+685 LL - PS23

IS	100
SCMT	4
FO	–
TLC	–
TE	–
LFM	–
1000V	–

IS	54
SCMT	4
FO	–
TLC	–
TE	–
LFM	–
1000V	2

IS	11
SCMT	0
FO	–
TLC	–
TE	–
LFM	–
1000V	–

IS	67
SCMT	4
FO	–
TLC	–
TE	–
LFM	–
1000V	2

IS	7
SCMT	0
FO	–
TLC	–
TE	–
LFM	–
1000V	–

IS	70
SCMT	4
FO	–
TLC	–
TE	–
LFM	–
1000V	2

FERMATA PIEVE EMANUELE

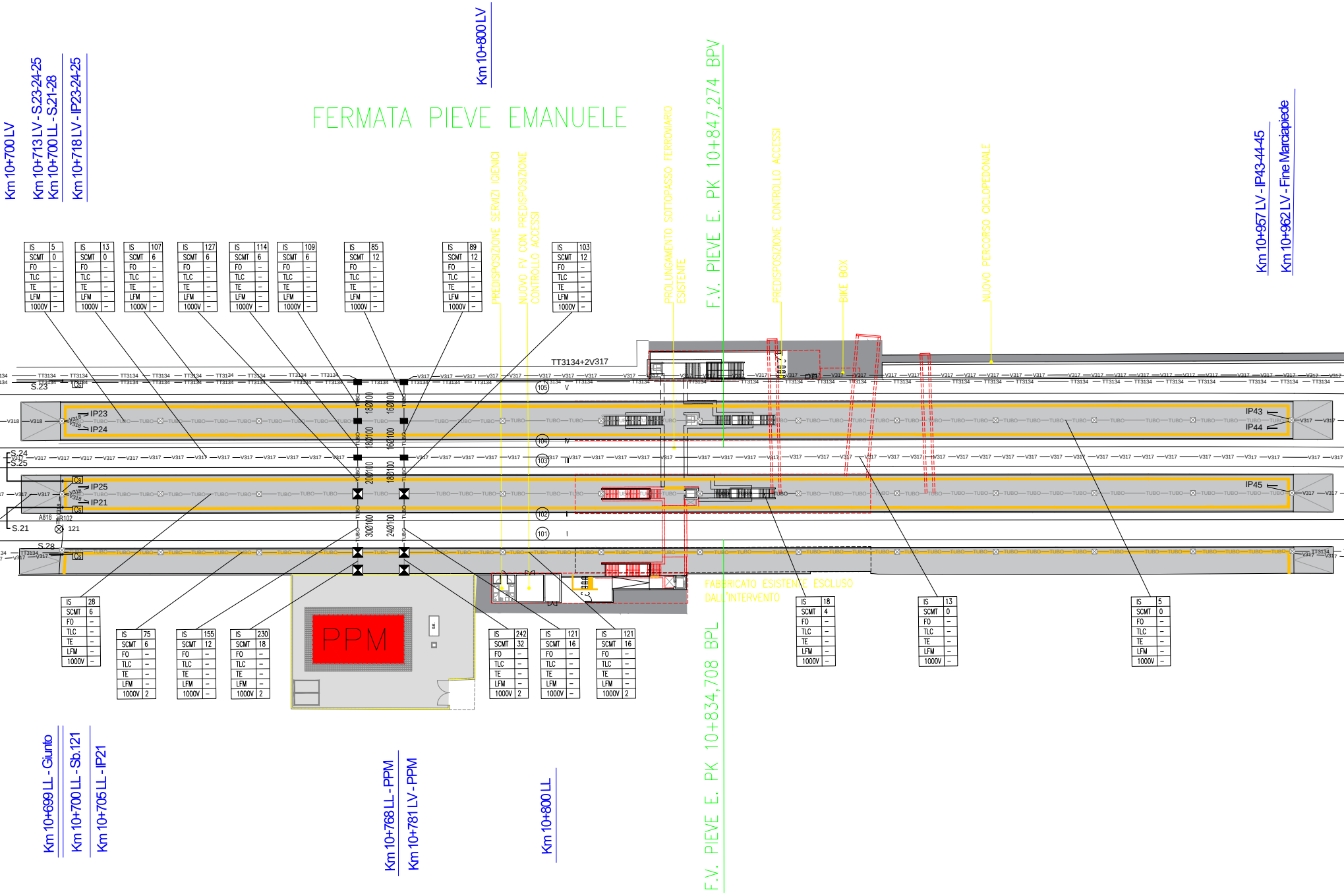
Km 10+700 LV
Km 10+713 LV - S.23-24-25
Km 10+700 LL - S.21-28
Km 10+718 LV - IP23-24-25
Km 10+800 LV
F.V. PIEVE E. PK 10+847,274 BPV
Km 10+957 LV - IP43-44-45
Km 10+962 LV - Fine Marciapiede
PREDISPOSIZIONE SERVIZI IGIENICI
NUOVO FV CON PREDISPOSIZIONE CONTROLLO ACCESSI
PROLUNGAMENTO SOTTOPASSO FERROVIARIO ESISTENTE
PREDISPOSIZIONE CONTROLLO ACCESSI
BIKE BOX
NUOVO PERCORSO CICLOPEDONALE
TT3134+2V317
TT3134
V317
V318
TUBO
S.23
S.24
S.25
S.21
S.28
IP23
IP24
IP25
IP21
IP43
IP44
IP45
CS
A818
102
121
105
104
103
102
101
V
IV
III
II
I
180Ø100
160Ø100
200Ø100
300Ø100
240Ø100
PPM
FABBRICATO ESISTENTE ESCLUSO DALL'INTERVENTO
Km 10+699 LL - Giunto
Km 10+700 LL - Sb.121
Km 10+705 LL - IP21
Km 10+768 LL - PPM
Km 10+781 LV - PPM
Km 10+800 LL
F.V. PIEVE E. PK 10+834,708 BPL

IS	5	13	107	127	114	109	85	89	103	28	75	155	230	242	121	121	18	13	5
SCMT	0	0	6	6	6	6	12	12	12	6	6	12	18	32	16	16	4	0	0
FO	–	–	–	–	–	–	–	–	–	–	–	–	–	–	–	–	–	–	–
TLC	–	–	–	–	–	–	–	–	–	–	–	–	–	–	–	–	–	–	–
TE	–	–	–	–	–	–	–	–	–	–	–	–	–	–	–	–	–	–	–
LFM	–	–	–	–	–	–	–	–	–	–	–	–	–	–	–	–	–	–	–
1000V	–	–	–	–	–	–	–	–	–	–	2	–	2	2	–	2	–	–	–

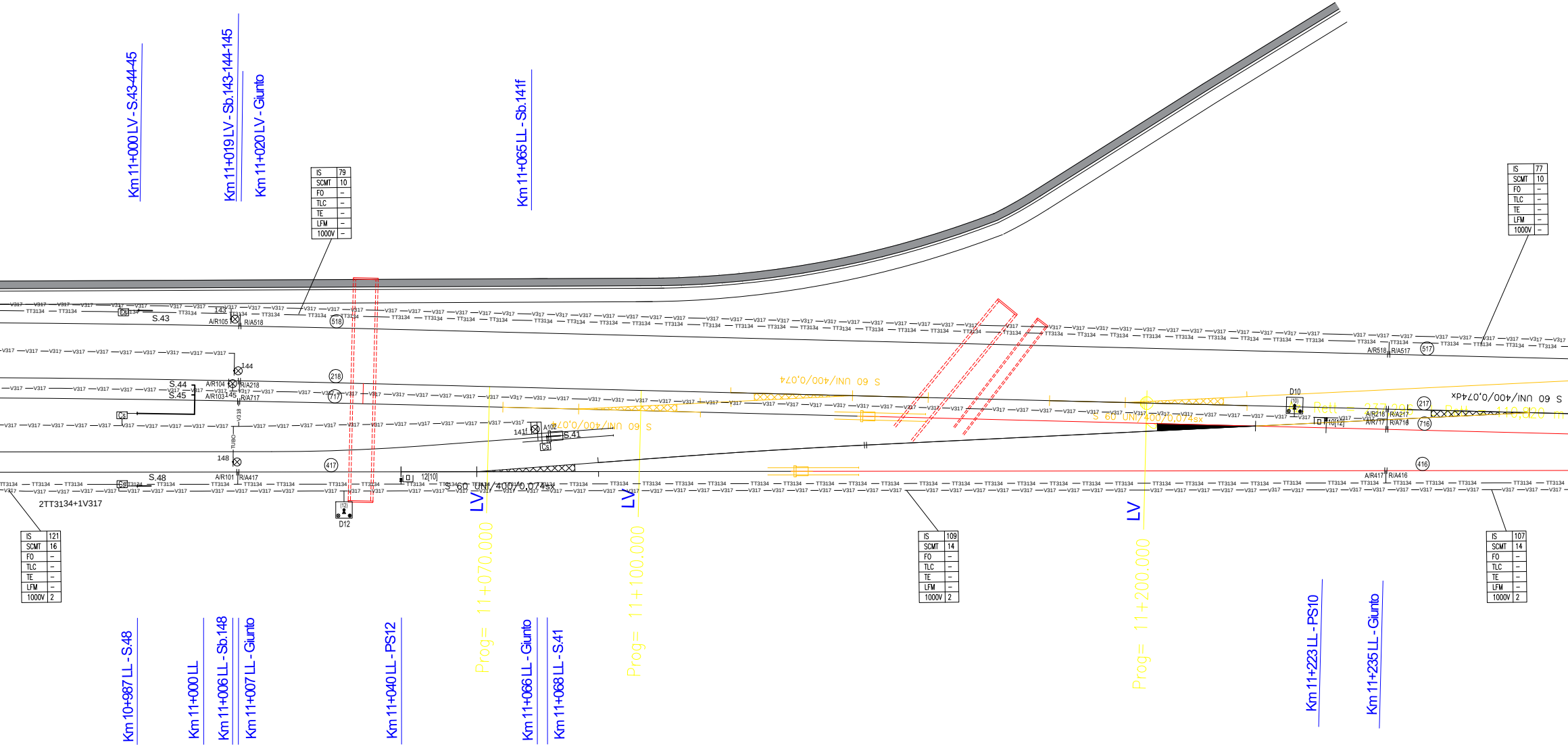
Km 11+000 LV - S.43-44-45
Km 11+019 LV - Sb.143-144-145
Km 11+020 LV - Giunto
Km 11+065 LL - Sb.141f
IS 79
SCMT 10
FO –
TLC –
TE –
LFM –
1000V –
IS 77
SCMT 10
FO –
TLC –
TE –
LFM –
1000V –
S.43
143
A/R105
R/A518
518
144
218
S.44
S.45
A/R104
R/A218
A/R103
145
R/A717
717
V318
TUBO
Cs
A/R517
R/A517
517
S 60 UNI/400/0,074
S 60 UNI/400/0,074sx
S 60 UNI/400/0,074dx
D10
217
716
A/R218
R/A217
A/R717
R/A716
A102
141f
S.41
148
417
A/R101
R/A417
S.48
12[10]
416
A/R417
R/A416
D12
V317
TT3134
2TT3134+1V317
IS 121
SCMT 16
FO –
TLC –
TE –
LFM –
1000V 2
IS 109
SCMT 14
FO –
TLC –
TE –
LFM –
1000V 2
IS 107
SCMT 14
FO –
TLC –
TE –
LFM –
1000V 2
LV
Prog= 11+070.000
LV
Prog= 11+100.000
LV
Prog= 11+200.000
Km 10+987 LL - S.48
Km 11+000 LL
Km 11+006 LL - Sb.148
Km 11+007 LL - Giunto
Km 11+040 LL - PS12
Km 11+066 LL - Giunto
Km 11+068 LL - S.41
Km 11+223 LL - PS10
Km 11+235 LL - Giunto


INIZIO INTERVENTO PK 11+310,593 BPV
V317
TT3134
RP=110,00
LV
Prog= 11+300.000
Km 11+300 LL

	LEGENDA CANALIZZAZIONI
—TUBO—	Tubo Ø 100 in PVC
⌧	Pozzetto 200X200
■	Pozzetto 150X100
⊠	Pozzetto 100X100
— TT3134 —	Canalizzazione TT3134
—V317 —	Canalizzazione V317
—V318 —	Canalizzazione V318

COMMITTENTE:

RFI RETE FERROVIARIA ITALIANA
GRUPPO FERROVIE DELLO STATO ITALIANE

PROGETTAZIONE:

ITALFERR
GRUPPO FERROVIE DELLO STATO ITALIANE

CUP: J47I09000030009

U.O. TECNOLOGIE NORD

PROGETTO DEFINITIVO

POTENZIAMENTO DELLA LINEA MILANO - GENOVA
QUADRUPLICAMENTO TRATTA MILANO ROGOREDO - PAVIA
FASE 2 - QUADRUPLICAMENTO PIEVE EMANUELE - PAVIA

PPM Pieve Emanuele

Piano Cunicoli (Planimetria Attrezzata) [Fase 2.5]
Foglio 1 di 2

SCALA: 1.500

COMMESSA	LOTTO	FASE	ENTE	TIPO DOC.	OPERA/DISCIPLINA	PROGR.	REV.
NM0Z	20	D	58	DX	AS0000	266	A

Rev.	Descrizione	Redatto	Data	Verificato	Data	Approvato	Data	Autorizzato Data
A	Emissione esecutiva	L. Salustri	11-2018	M. Messina	11-2018	S. Borelli	11-2018	M. Gambaro 11-2018 GAMBARO MARIO Ordine Ingegneri Provincia di Genova n. 5052A

File: NM0Z20D58PXAS0000266A_PCUNICOLI (PLANIMETRIA ATTREZZATA) - PPM PIEVE E. [FASE 2.5].DWG

n. Elab.: 1 di 2