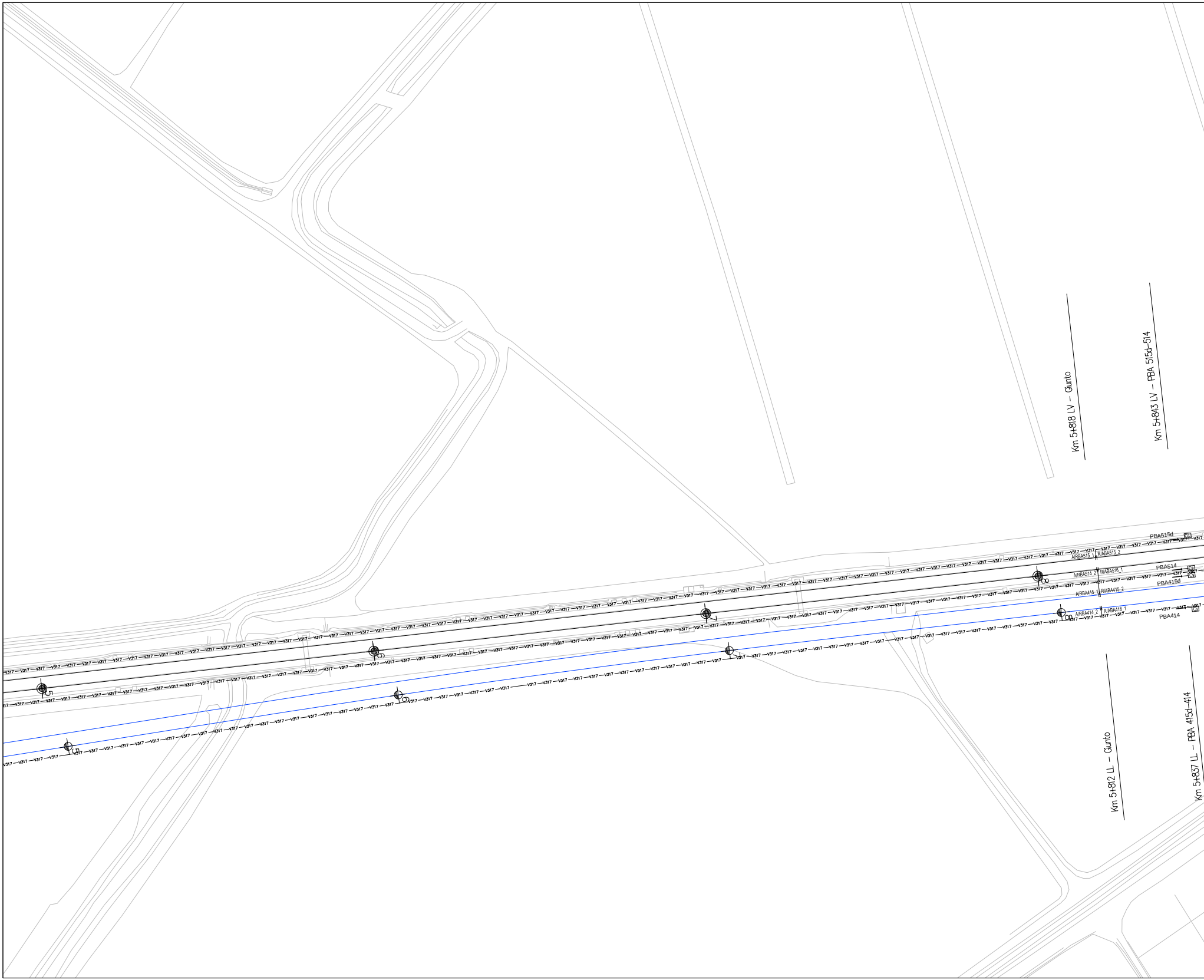
Km 5+818 LV – Giunto
Km 5+843 LV – PBA 515d-514
Km 5+812 LL – Giunto
Km 5+837 LL – PBA 415d-414
PBA515d
A/RBA515_1
R/ABA515_2
PBA514
A/RBA514_2
R/ABA516_1
PBA415d
A/RBA415_1
R/ABA415_2
A/RBA414_2
R/ABA416_1
PBA414
Cs
V317

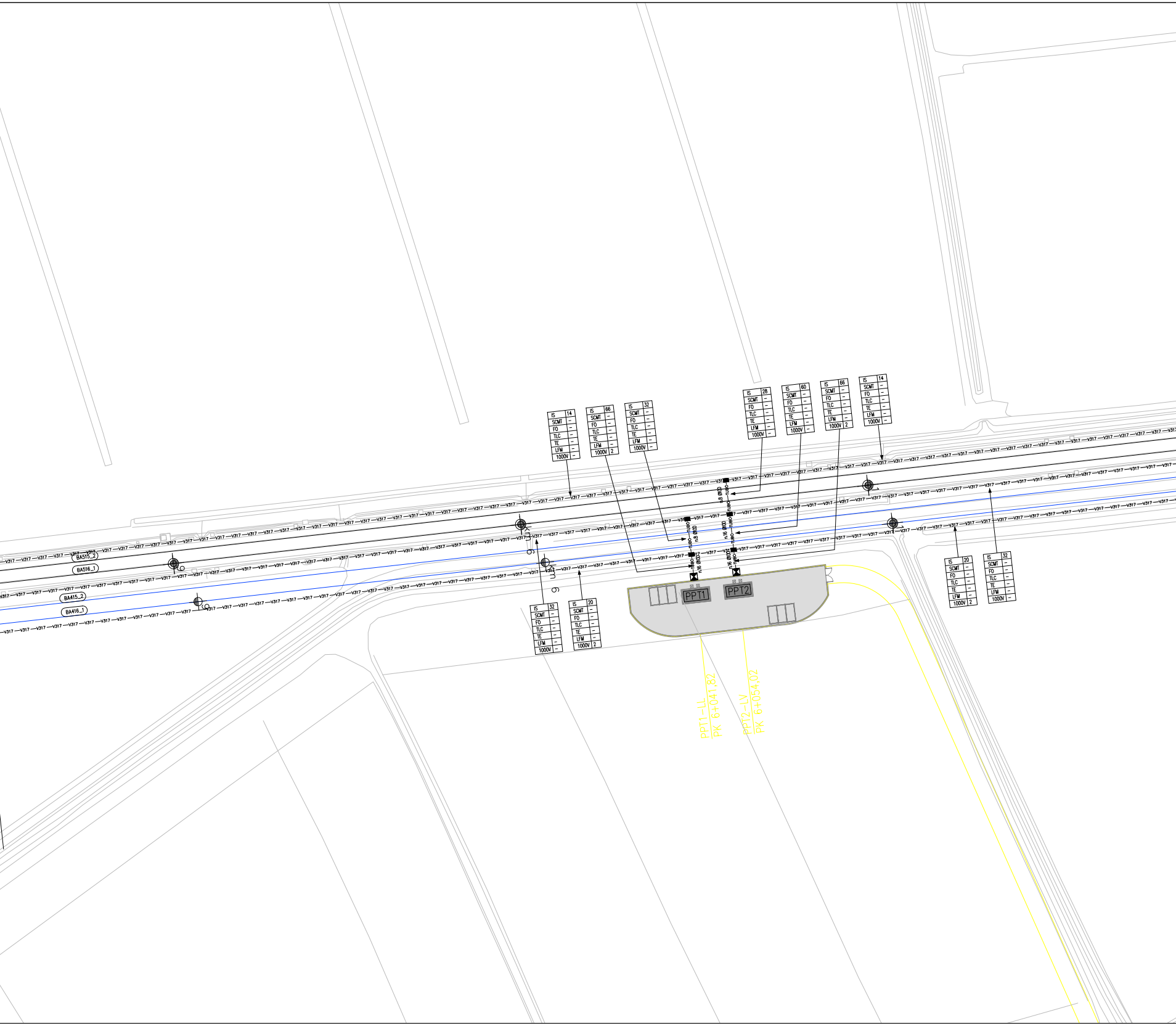
BA515_2
BA516_1
BA415_2
BA416_1
V317
km 6
TUBO
n.8 Ø100
n.16 Ø100
PPT1
PPT2
PPT1-LL
PK 6+041,82
PPT2-LV
PK 6+054,02
IS 14 | SCMT – | FO – | TLC – | TE – | LFM – | 1000V –
IS 66 | SCMT – | FO – | TLC – | TE – | LFM – | 1000V 2
IS 32 | SCMT – | FO – | TLC – | TE – | LFM – | 1000V –
IS 28 | SCMT – | FO – | TLC – | TE – | LFM – | 1000V –
IS 60 | SCMT – | FO – | TLC – | TE – | LFM – | 1000V –
IS 66 | SCMT – | FO – | TLC – | TE – | LFM – | 1000V 2
IS 14 | SCMT – | FO – | TLC – | TE – | LFM – | 1000V –
IS 32 | SCMT – | FO – | TLC – | TE – | LFM – | 1000V –
IS 20 | SCMT – | FO – | TLC – | TE – | LFM – | 1000V 2
IS 20 | SCMT – | FO – | TLC – | TE – | LFM – | 1000V 2
IS 32 | SCMT – | FO – | TLC – | TE – | LFM – | 1000V –

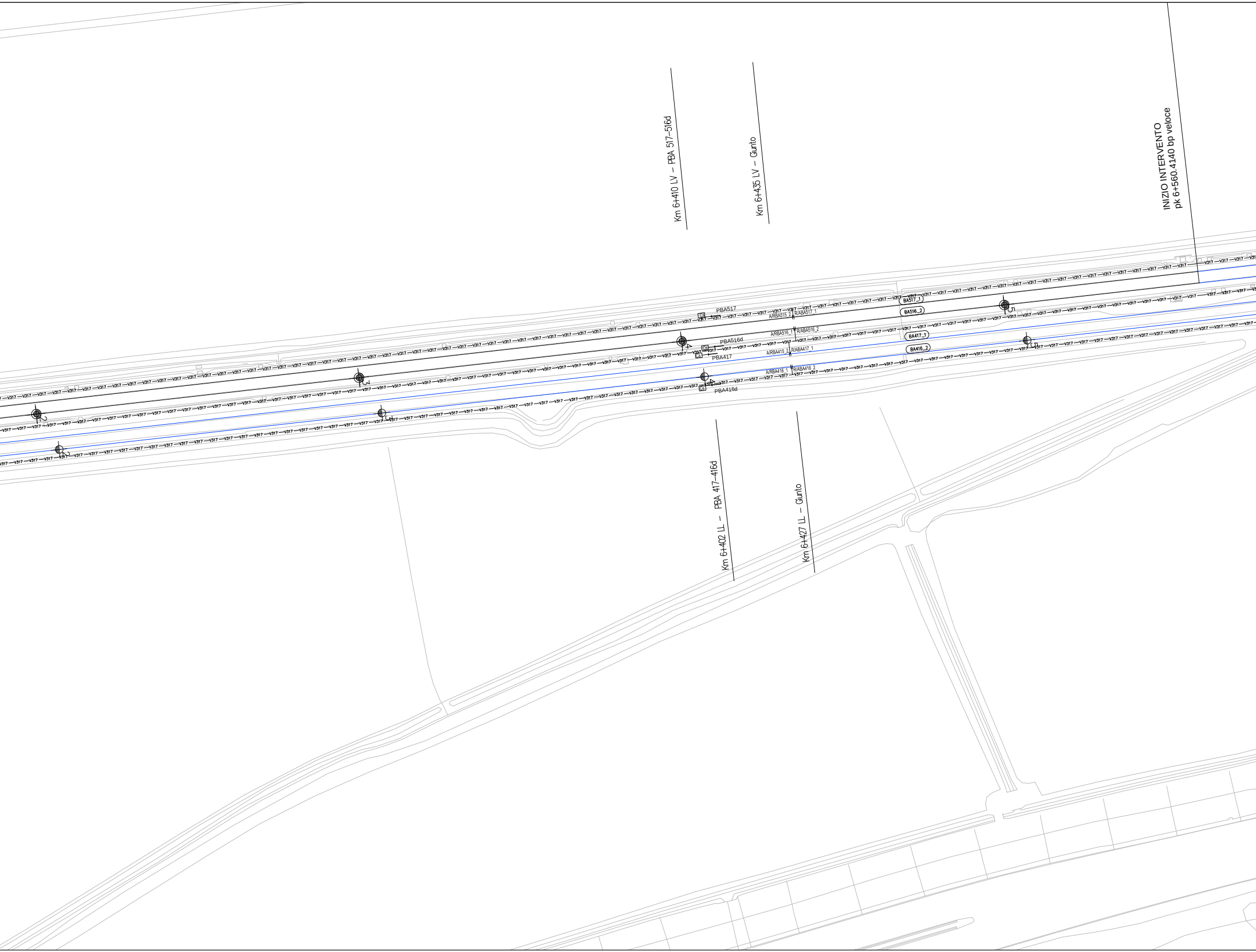
Km 6+410 LV – PBA 517–516d
Km 6+435 LV – Giunto
INIZIO INTERVENTO
pk 6+560.4140 bp veloce
PBA517
A/RBA515_2
R/ABA517_1
BA517_1
BA516_2
A/RBA516_1
R/ABA516_2
PBA516d
PBA417
A/RBA415_2
R/ABA417_1
BA417_1
BA416_2
A/RBA416_1
R/ABA416_2
PBA416d
Cs
V317
Km 6+402 LL – PBA 417–416d
Km 6+427 LL – Giunto

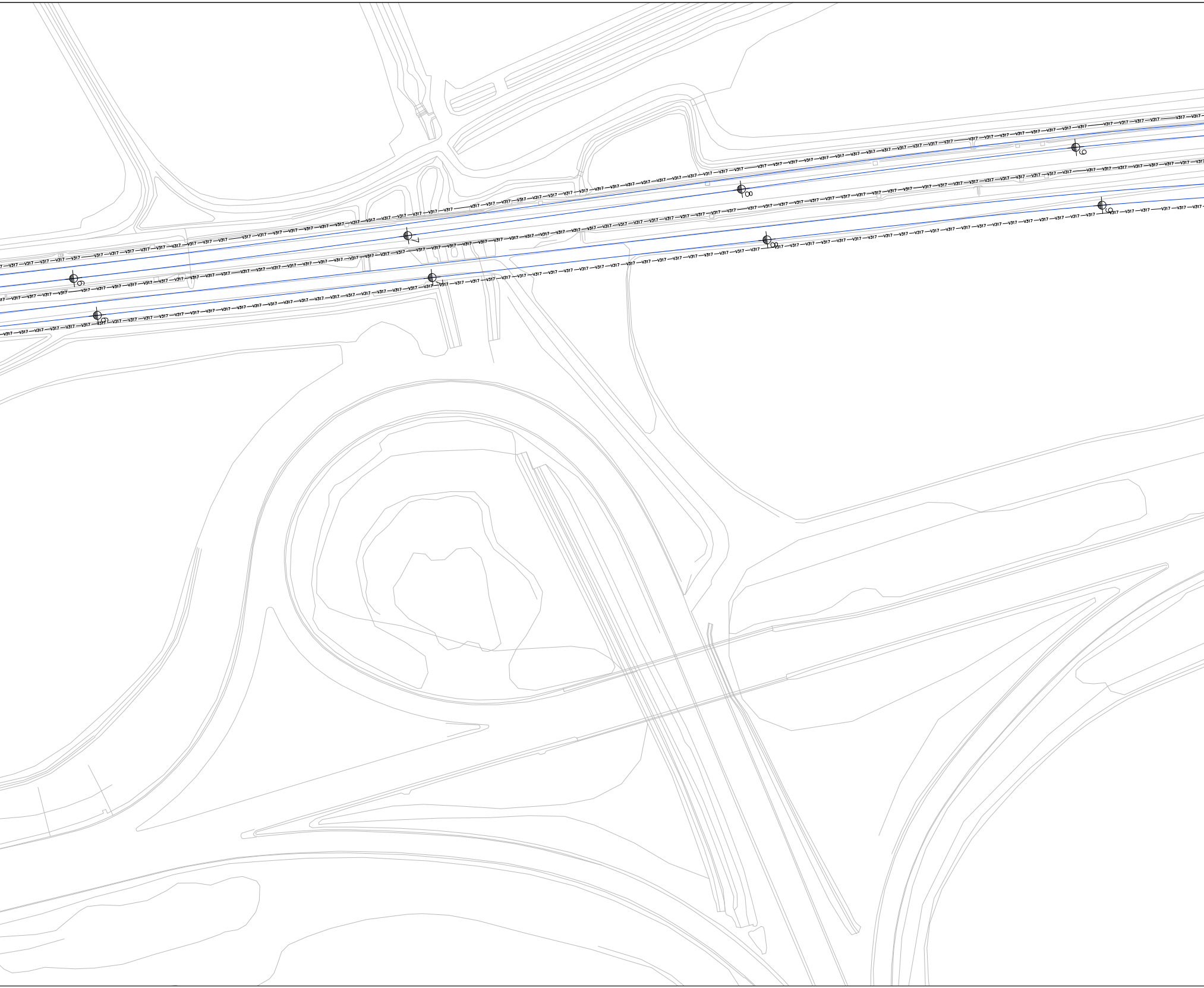


V317
Km 7
Km 7
1
1
2
2
3
3

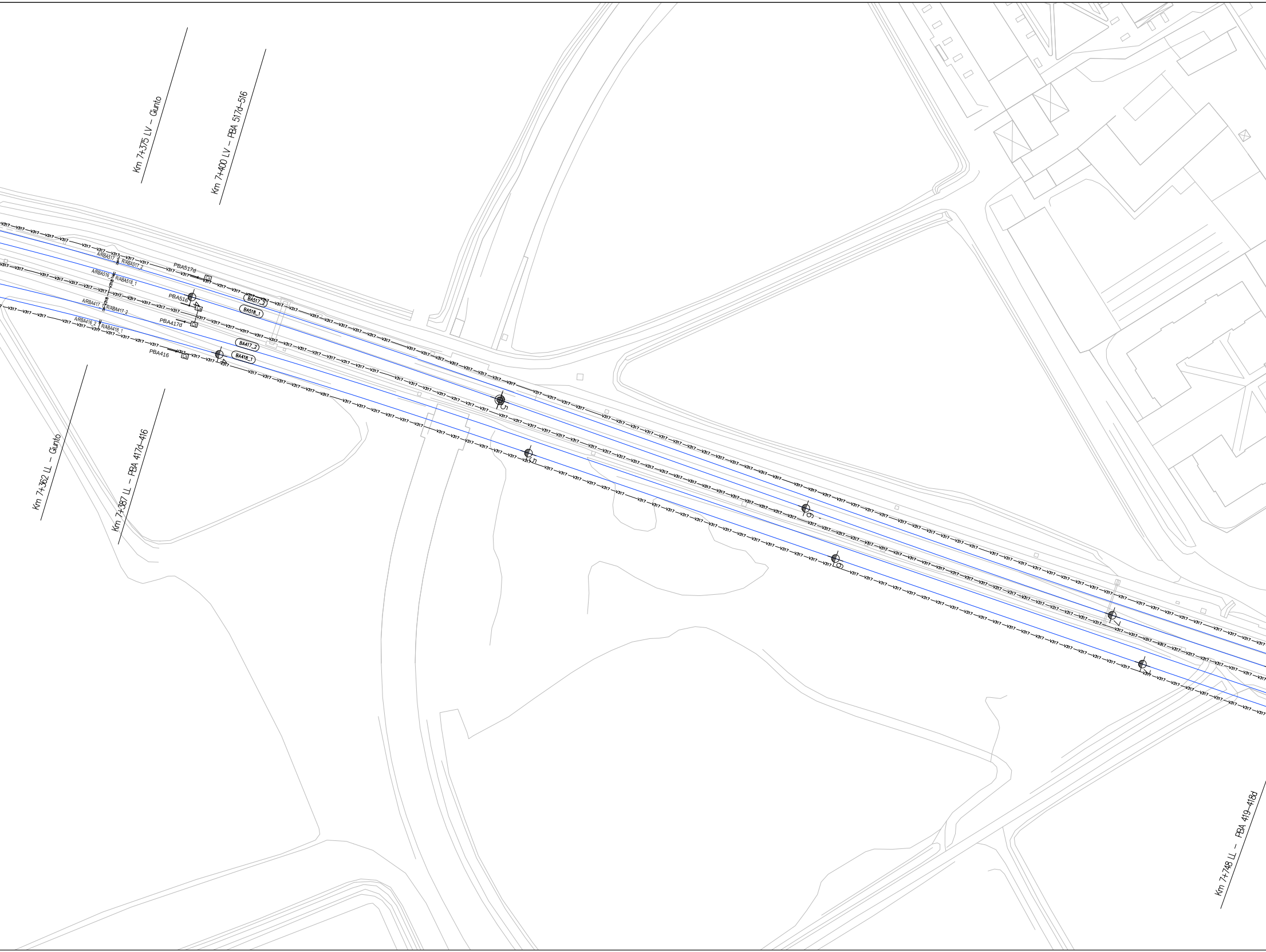
Km 7+375 LV – Giunto
Km 7+400 LV – PBA 517d–516
A/RBA517
R/ABA517_2
PBA517d
A/RBA516_2
R/ABA518_1
V318
PBA516
A/RBA417_1
R/ABA417_2
PBA417d
A/RBA416_2
R/ABA418_1
PBA416
Cs
BA517_2
BA518_1
BA417_2
BA418_1
V317
4
5
5
6
6
7
7
Km 7+362 LL – Giunto
Km 7+387 LL – PBA 417d–416
Km 7+748 LL – PBA 419–418d

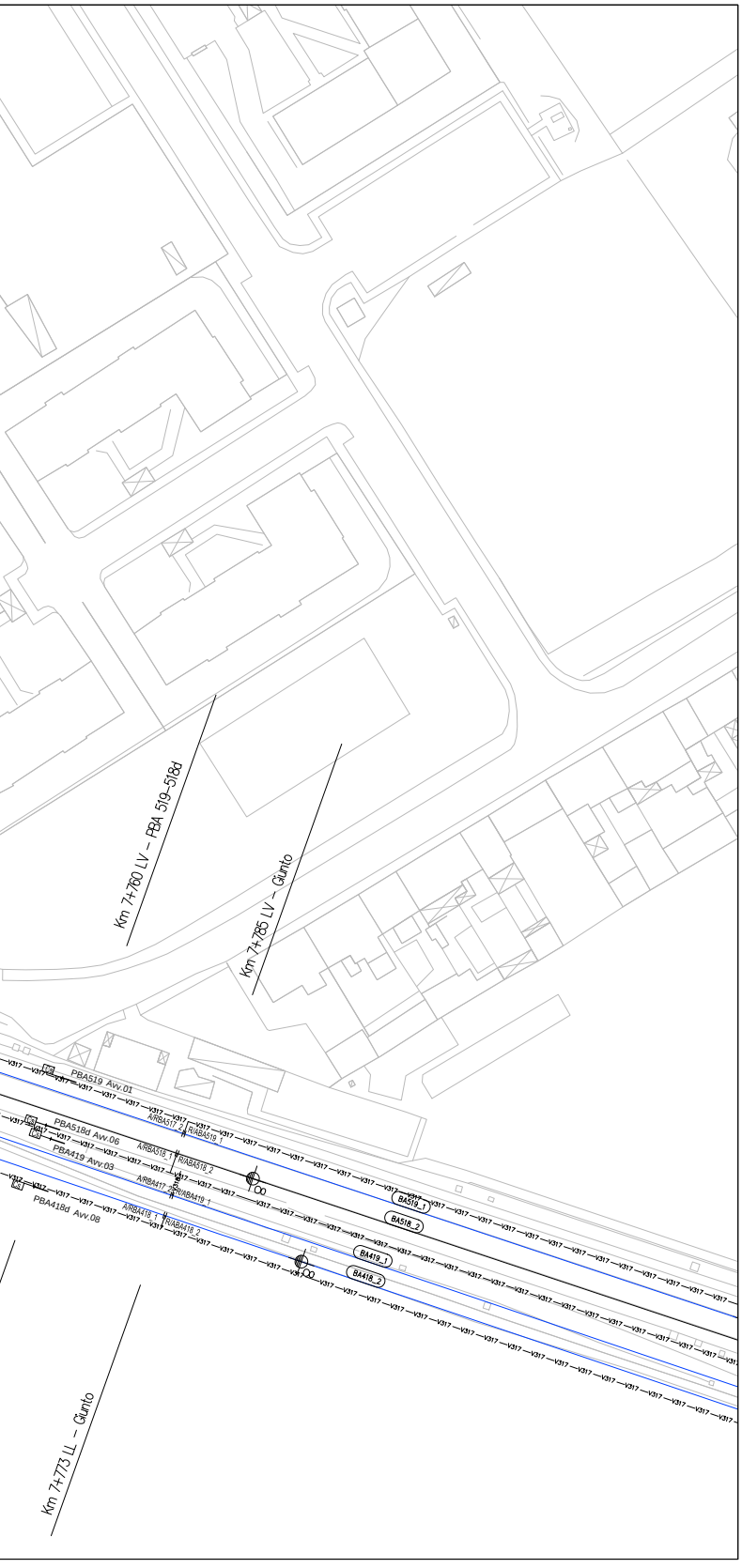
Km 7+760 LV – PBA 519–518d
Km 7+785 LV – Giunto
Km 7+773 LL – Giunto
PBA519 Avv.01
PBA518d Avv.06
PBA419 Avv.03
PBA418d Avv.08
A/RBA517_2
R/ABA519_1
A/RBA518_1
R/ABA518_2
A/RBA417_2
R/ABA419_1
A/RBA418_1
R/ABA418_2
BA519_1
BA518_2
BA419_1
BA418_2
V317
V318
Cs

	LEGENDA CANALIZZAZIONI
—TUBO—	Tubo Ø 100 in PVC
⧗	Pozzetto 200X200
■	Pozzetto 150X100
☒	Pozzetto 100X100
— TT3134 —	Canalizzazione TT3134
—V317—	Canalizzazione V317
—V318—	Canalizzazione V318
—TUBO—	Tubo Ø 100 in PVC Altro appalto
☒	Pozzetto 100X100 Altro appalto

COMMITTENTE:

PROGETTAZIONE:

CUP: J47I09000030009

U.O. TECNOLOGIE NORD

PROGETTO DEFINITIVO

POTENZIAMENTO DELLA LINEA MILANO - GENOVA
QUADRUPLICAMENTO TRATTA MILANO ROGOREDO - PAVIA
FASE 2 - QUADRUPLICAMENTO PIEVE EMANUELE - PAVIA

Tratta BA

Piano Cunicoli (Planimetria Attrezzata) [Fase 2.5]
Foglio 2 di 8

SCALA:
1.500

COMMESSA	LOTTO	FASE	ENTE	TIPO DOC.	OPERA/DISCIPLINA	PROGR.	REV.
NM0Z	20	D	58	P8	IS0000	252	A

Rev.	Descrizione	Redatto	Data	Verificato	Data	Approvato	Data	Autorizzato Data
A	Emissione esecutiva	A.Antolini	11.2018	M.Messina	11.2018	S.Borelli	11.2018	M.Gambaro 11.2018 GAMBARO MARIO

File: NM0Z20D58DXIS0000252A_PLAN - TRATTA BA [FASE 2.5].DWG

n. Elab.: 2 di 8