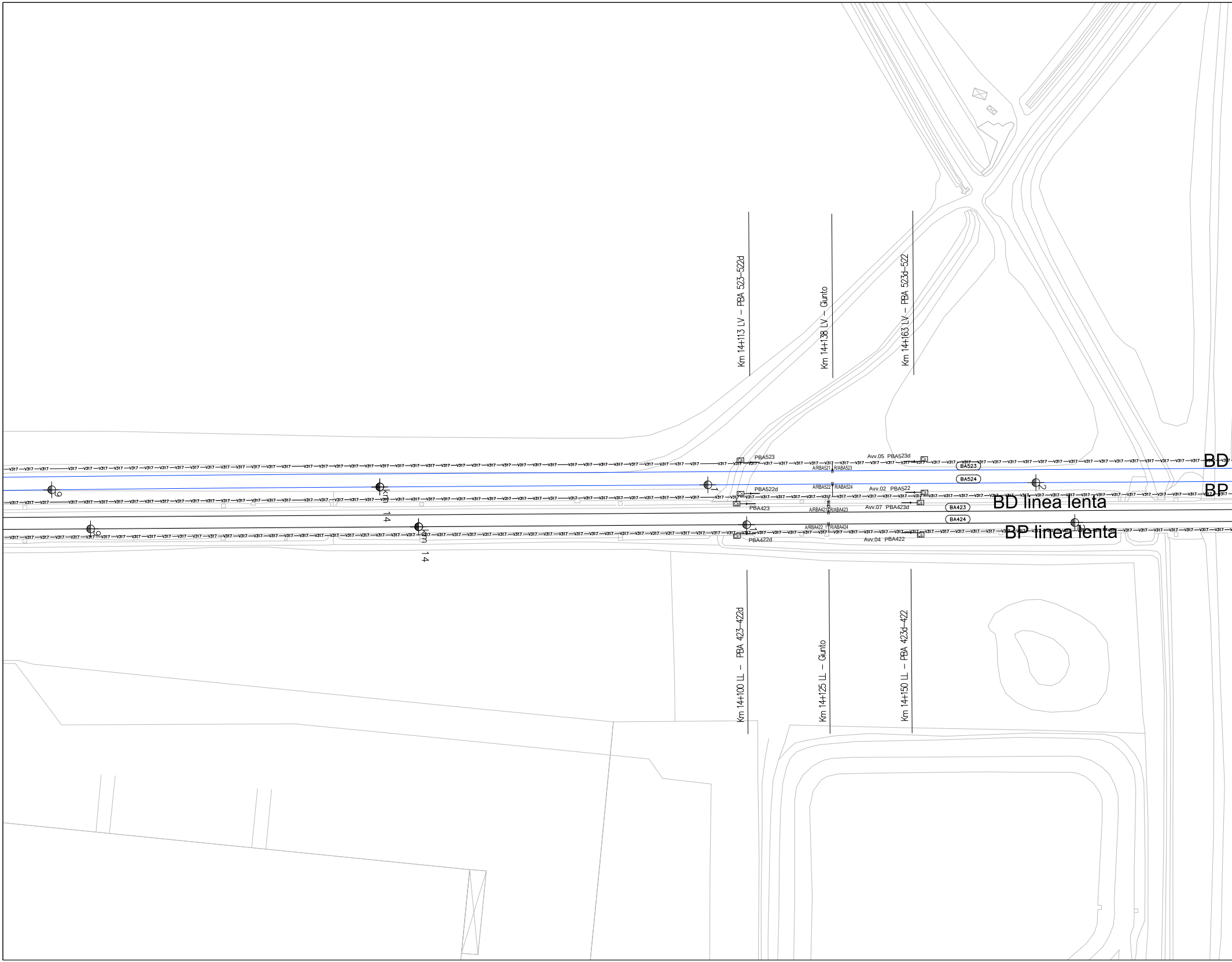
Km 14+113 LV – PBA 523–522d
Km 14+138 LV – Giunto
Km 14+163 LV – PBA 523d–522
PBA523
Avv.05 PBA523d
A/RBA521 R/ABA523
BA523
BA524
A/RBA522 R/ABA524
PBA522d
Avv.02 PBA522
PBA423
A/RBA421 R/ABA423
Avv.07 PBA423d
BA423
BA424
A/RBA422 R/ABA424
PBA422d
Avv.04 PBA422
V317
V316
Cs
Km 14
Km 14
BD
BP
BD linea lenta
BP linea lenta
Km 14+100 LL – PBA 423–422d
Km 14+125 LL – Giunto
Km 14+150 LL – PBA 423d–422

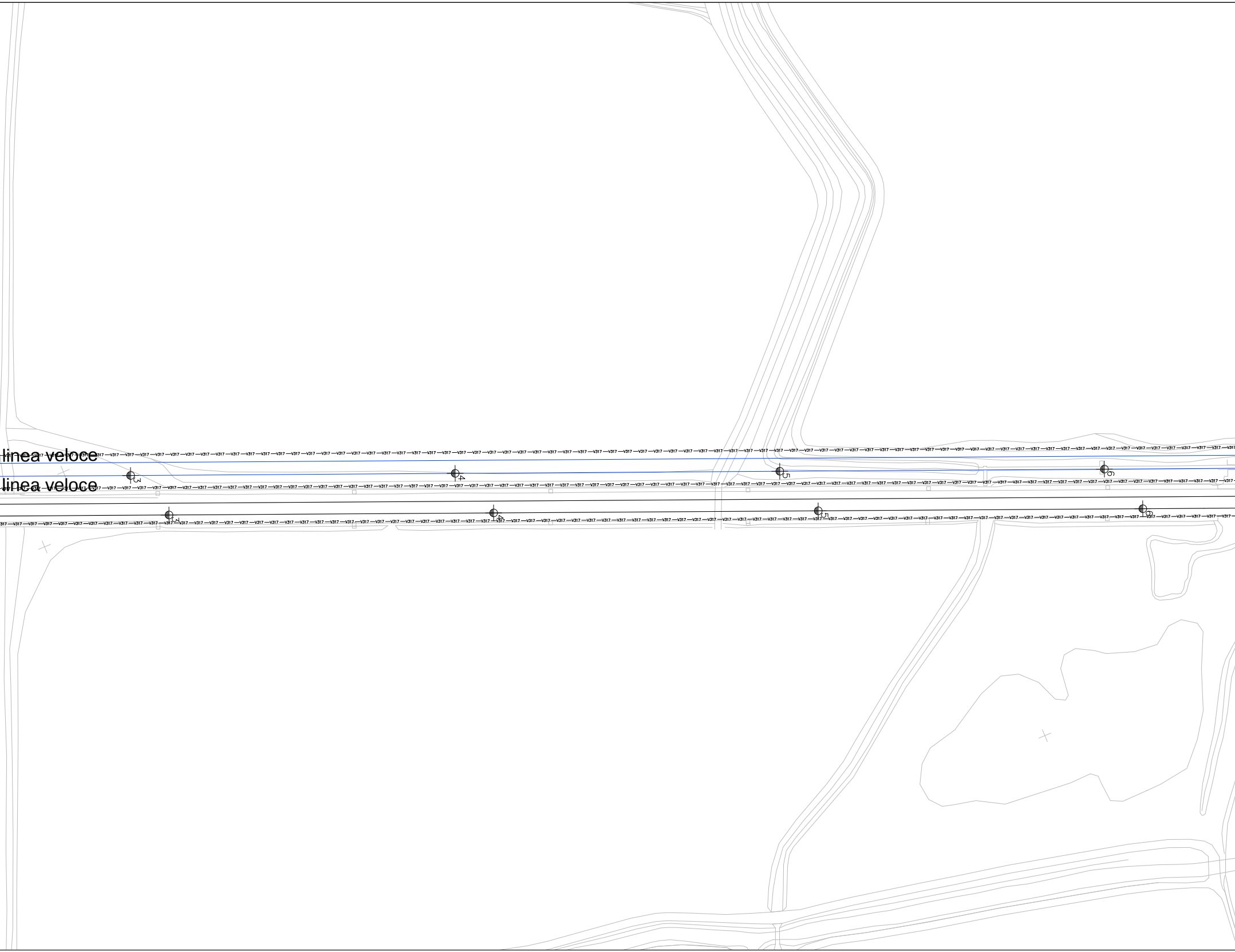

linea veloce
linea veloce
V317
3
4
5
6
3
4
5
6

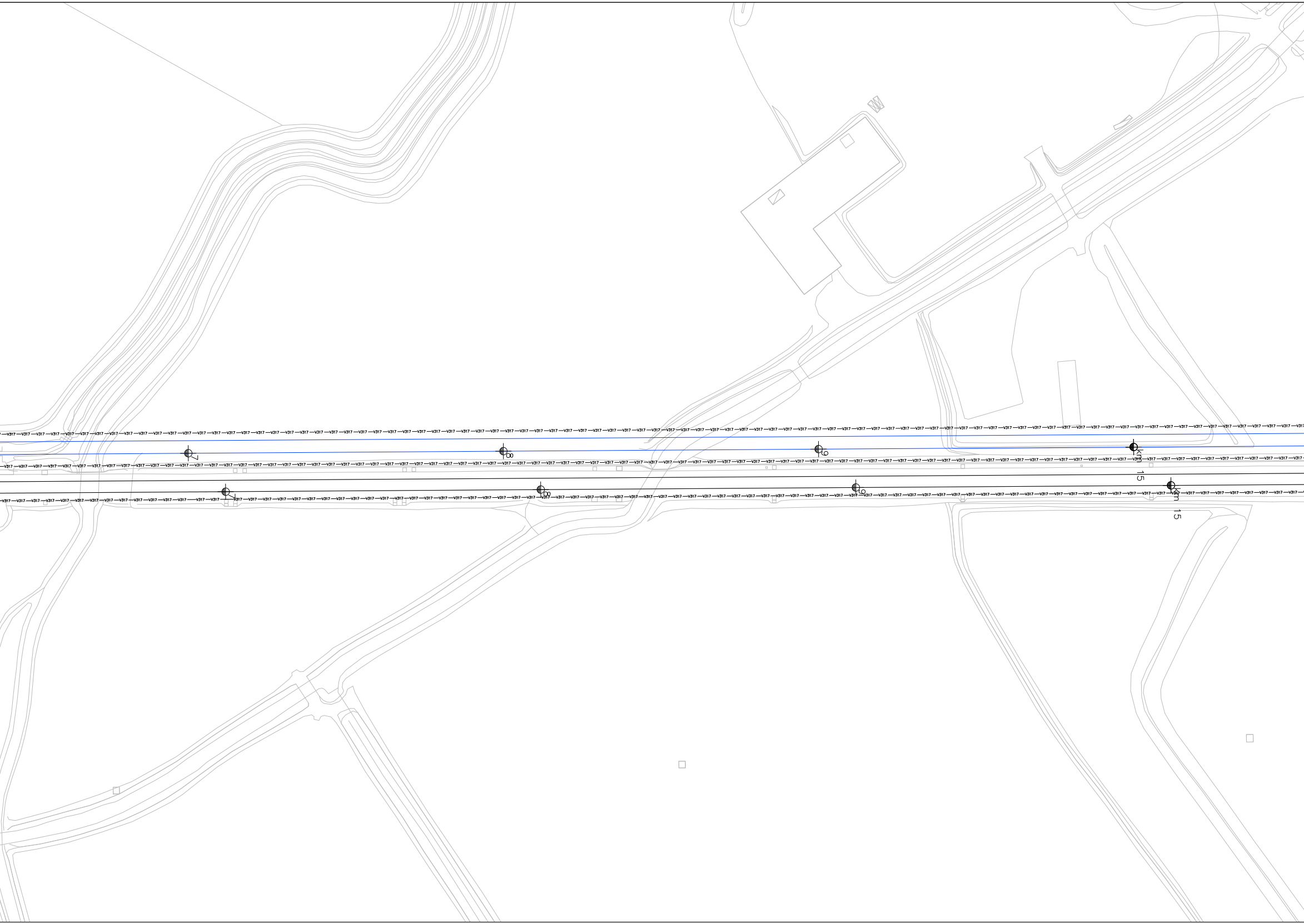
V317
7
8
9
km 15
7
8
9
km 15

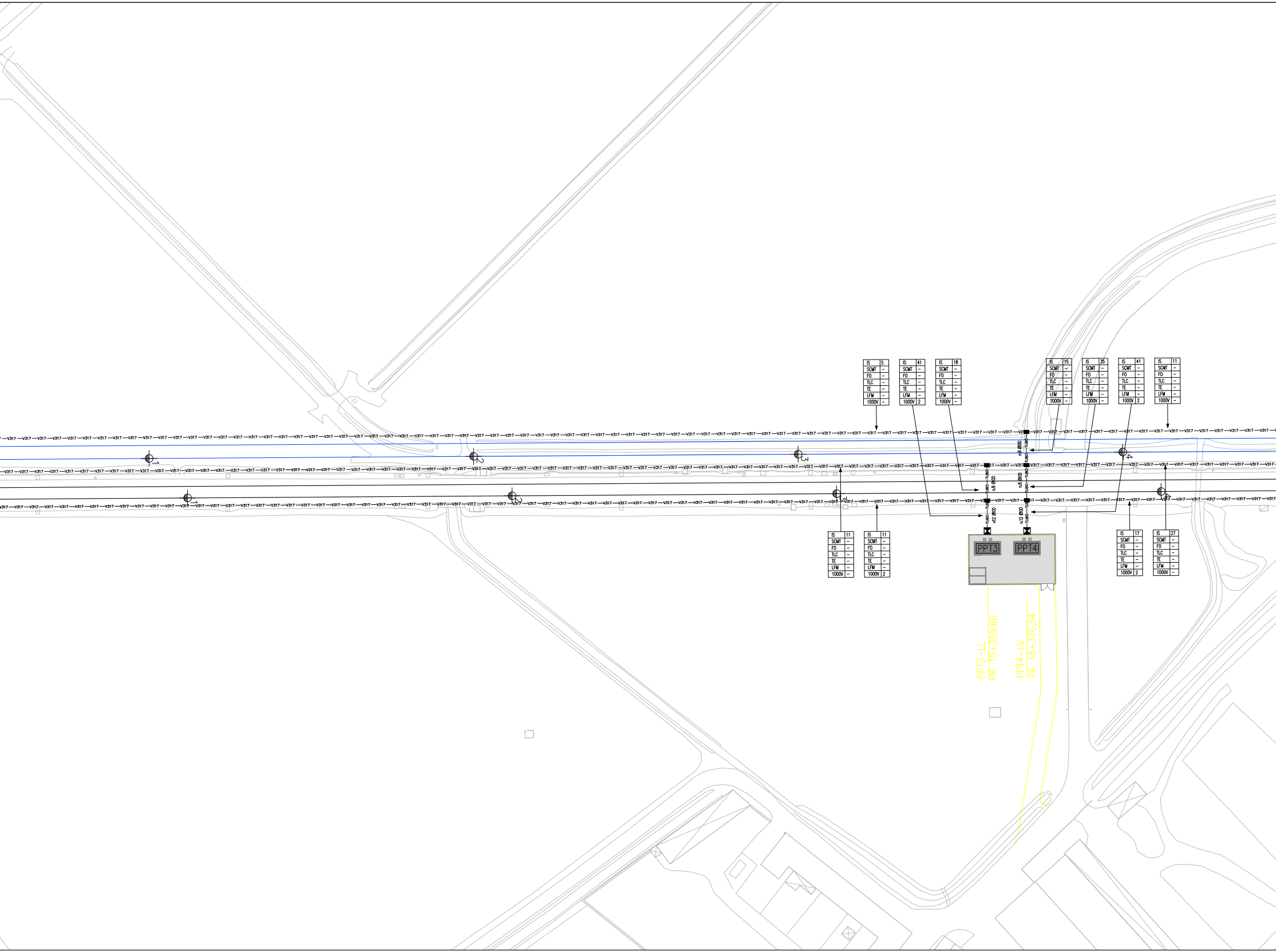
IS 5 SCMT – FO – TLC – TE – LFM – 1000V –
IS 41 SCMT – FO – TLC – TE – LFM – 1000V 2
IS 18 SCMT – FO – TLC – TE – LFM – 1000V –
IS 15 SCMT – FO – TLC – TE – LFM – 1000V –
IS 35 SCMT – FO – TLC – TE – LFM – 1000V –
IS 41 SCMT – FO – TLC – TE – LFM – 1000V 2
IS 11 SCMT – FO – TLC – TE – LFM – 1000V –
V317
1
2
3
4
TUBO
n.8 Ø100
n.8 Ø100
n.8 Ø100
n.12 Ø100
n.12 Ø100
IS 11 SCMT – FO – TLC – TE – LFM – 1000V –
IS 11 SCMT – FO – TLC – TE – LFM – 1000V 2
PPT3
PPT4
IS 17 SCMT – FO – TLC – TE – LFM – 1000V 2
IS 27 SCMT – FO – TLC – TE – LFM – 1000V –
PPT3–LL
PK 15+359.66
PPT4–LV
PK 15+370,54

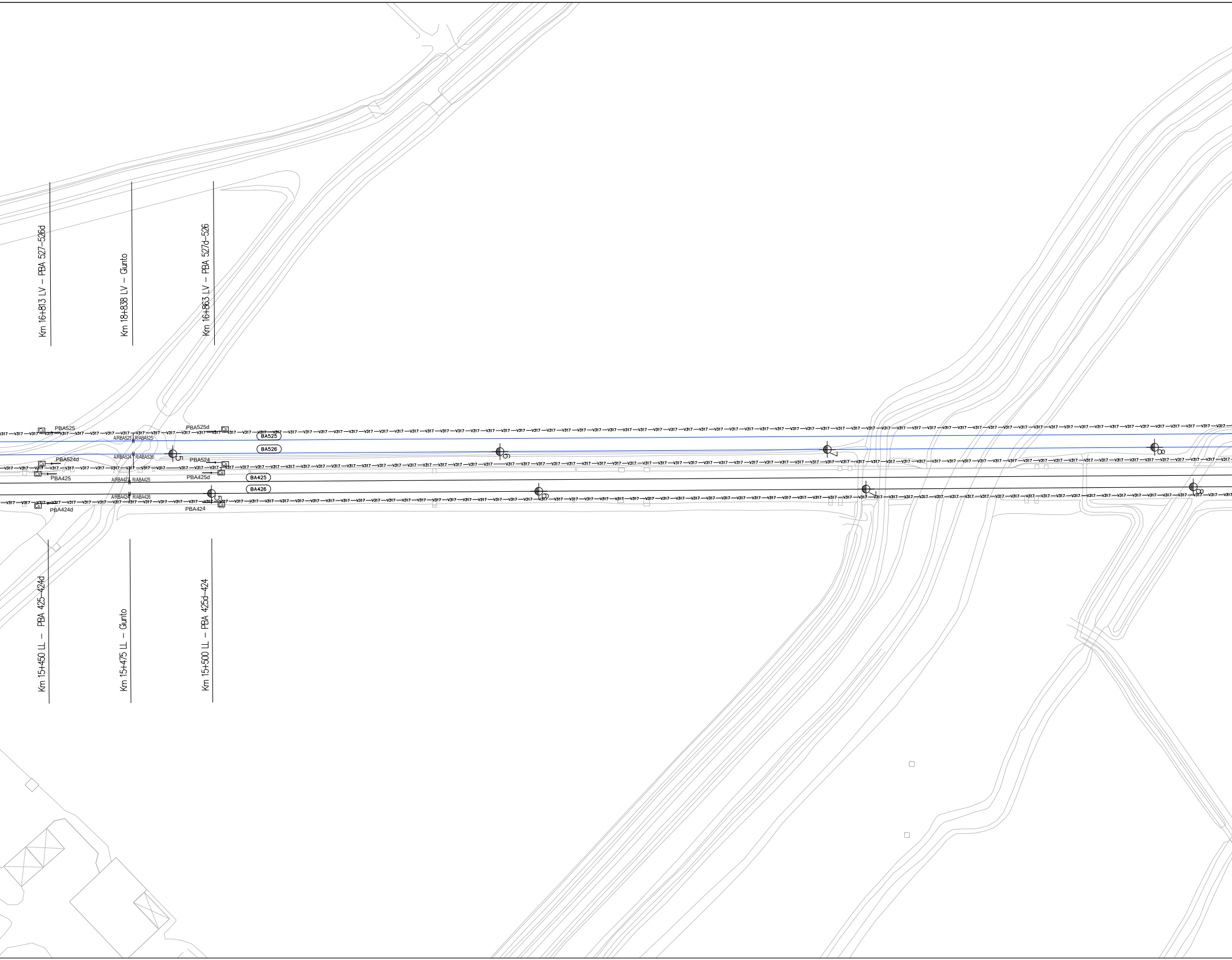
Km 16+813 LV – PBA 527–526d
Km 18+838 LV – Giunto
Km 16+863 LV – PBA 527d–526
PBA525
PBA525d
V317
Cs
A/RBA523
R/ABA525
BA525
BA526
A/RBA524
R/ABA526
PBA524d
PBA524
PBA425
PBA425d
A/RBA423
R/ABA425
BA425
BA426
A/RBA424
R/ABA426
PBA424d
PBA424
Km 15+450 LL – PBA 425–424d
Km 15+475 LL – Giunto
Km 15+500 LL – PBA 425d–424

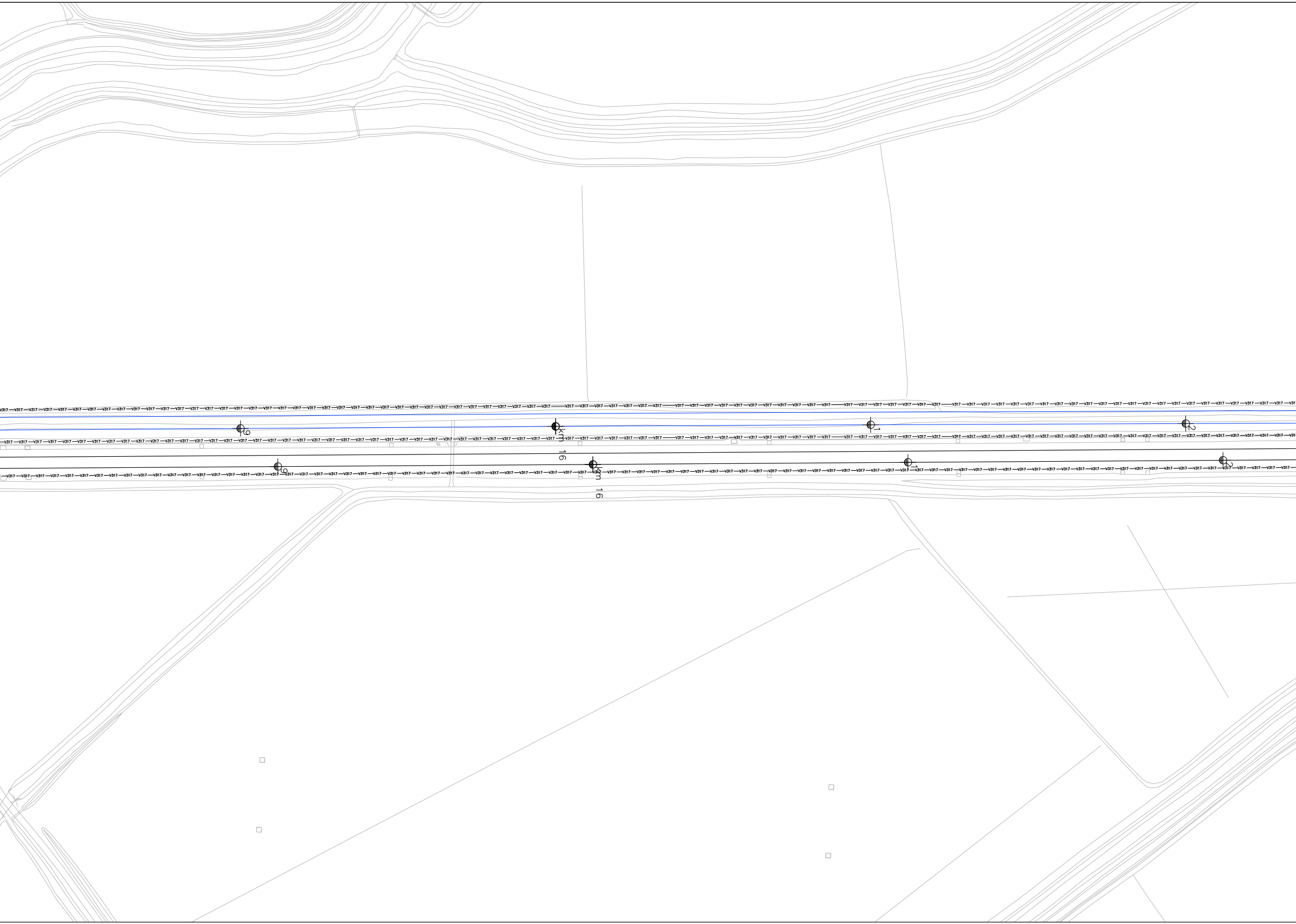
V317
9
km
16
1
2
9
km
16
1
2

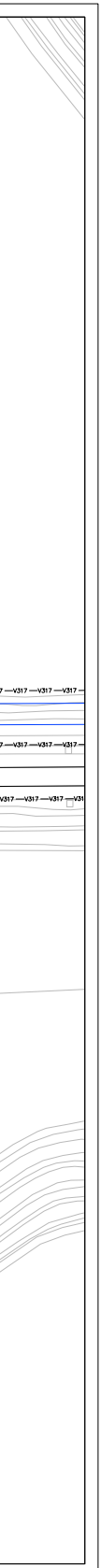
—V317—V317—V317—
—V317—V317—V317—
—V317—V317—V317—V31

	LEGENDA CANALIZZAZIONI
—TUBO—	Tubo Ø 100 in PVC
⧗	Pozzetto 200X200
■	Pozzetto 150X100
⊠	Pozzetto 100X100
— TT3134 —	Canalizzazione TT3134
—V317—	Canalizzazione V317
—V318—	Canalizzazione V318
—TUBO—	Tubo Ø 100 in PVC Altro appalto
⊠	Pozzetto 100X100 Altro appalto

COMMITTENTE:

RFI RETE FERROVIARIA ITALIANA
GRUPPO FERROVIE DELLO STATO ITALIANE

PROGETTAZIONE:

ITALFERR
GRUPPO FERROVIE DELLO STATO ITALIANE

CUP: J47I09000030009

U.O. TECNOLOGIE NORD

PROGETTO DEFINITIVO

POTENZIAMENTO DELLA LINEA MILANO - GENOVA
QUADRUPLICAMENTO TRATTA MILANO ROGOREDO - PAVIA
FASE 2 - QUADRUPLICAMENTO PIEVE EMANUELE - PAVIA

Tratta BA

Piano Cunicoli (Planimetria Attrezzata) [Fase 2.5]
Foglio 4 di 8

SCALA:
1.500

COMMESSA	LOTTO	FASE	ENTE	TIPO DOC.	OPERA/DISCIPLINA	PROGR.	REV.
NM0Z	20	D	58	P8	IS0000	254	A

Rev.	Descrizione	Redatto	Data	Verificato	Data	Approvato	Data	Autorizzato Data
A	Emissione esecutiva	A.Antolini	11.2018	M.Messina	11.2018	S.Borelli	11.2018	M.Gambaro 11.2018

GAMBARO MARIO
3052A

File: NM0Z20D58DXIS0000254A_PLAN - TRATTA BA [FASE 2.5].DWG

n. Elab.: 4 di 8